

NYC VETERAN & MILITARY COMMUNITY SURVEY

Summary of Results

2021

NYC
Department of
Veterans' Services



Table of Contents

Message from Commissioner James Hendon, NYC Department of Veterans' Services	1
Survey Background	2
Key Findings	4
Status of New York City Retired or Discharged Veterans	6
Veteran Branch of Service.....	7
Veteran Military Service Era	8
Military Discharge Status.....	9
Veteran Gender and Race/Ethnicity	10
Veteran Annual Household Income and Household Size	11
Veteran Employment and Education Status	12
Veteran Housing Status	13
Veteran Health Insurance and Disability Status	14
Veteran Involvement with Veteran Service Organizations	16
Veteran Typical Weekly Experiences.....	18
Veteran Likelihood of Seeking Help	19
Veteran Awareness of DVS and VA Home Loan Program	20
Veteran Need of Assistance, Services or Care	21
Types of Assistance or Resources Sought by Veterans Seeking Services or Care	22
Status of New York City Active Duty Servicemembers, Reservists or National Guard Members.....	24
Servicemember Branch of Service.....	25
Servicemember Service Era.....	26
Servicemember Gender and Race/Ethnicity.....	27
Servicemember Annual Household Income and Household Size.....	28
Servicemember Employment and Education Status	29
Servicemember Housing Status	30

Servicemember Health Insurance and Disability Status.....	31
Servicemember Involvement with Veteran Service Organizations.....	33
Servicemember Typical Weekly Experiences.....	35
Servicemember Likelihood of Seeking Help	36
Servicemember Awareness of DVS and VA Home Loan Program	37
Servicemember Need of Assistance, Services or Care	38
Types of Assistance or Resources Sought by Servicemembers Seeking Services or Care.....	39
Status of New York City Veteran Family Members or Caregivers	41
Family Member or Caregiver Gender and Race/Ethnicity.....	42
Family Member or Caregiver Annual Household Income and Household Size.....	43
Family Member or Caregiver Employment and Education Status	44
Family Member or Caregiver Housing Status.....	45
Family Member or Caregiver Health Insurance Status.....	46
Family Member/Caregiver Involvement with Veteran Service Organizations.....	48
Family Member or Caregiver Typical Weekly Experiences	50
Family Member or Caregiver Likelihood of Seeking Help	51
Family Member or Caregiver Awareness of DVS and VA Home Loan Program.....	52
Family Member or Caregiver Need of Assistance, Services or Care	53
Types of Assistance or Resources Sought by Family Members/Caregivers	54

Message from Commissioner James Hendon, NYC Department of Veterans' Services

New York City is home to a Veteran and Military Community as diverse and dynamic as the city where they reside.

Over 200,000 Veterans and Active Servicemembers, as well as their families and caretakers, currently live in the five boroughs, making it an epicenter for those who have proudly served our country. Until now, though, there has never been a comprehensive survey of this community to learn more about their demographics, identify service gaps, and find ways that we can improve care for those who dedicated all to our freedom.

In order to change this, the New York City Department of Veterans' Services (DVS) launched the Veteran and Military Community Survey on March 18, 2021, to find out more about this community, including information about age, income, housing, employment, and health care status. Gathering this data will help us produce a detailed portrait of the Veteran population and provide crucial insights into their needs.

This effort is a result of Executive Order 65 signed by Mayor Bill de Blasio calling for the city to begin regular surveying of the Veteran community to improve Veteran hiring practices, provide a better understanding of constituent demographics, and work with other city agencies to collect appropriate contact information from Veterans who use their services.

The survey also contained a portion where community members could opt-in to receive follow-up assistance and services from DVS based on their needs.

Over the course of the survey, more than 2,500 respondents took part in the survey representing every age and branch of service from World War II and up through the Afghanistan War.

We hope that you will find the results of our survey revealing and that it will provide a more accurate snapshot of our community and the Veterans who reside here.

The findings from this survey will be used to draft policy legislation to improve the lives of our Veteran community and ensure that for generations to come, Veterans and their families come to live, work, and learn in New York City.



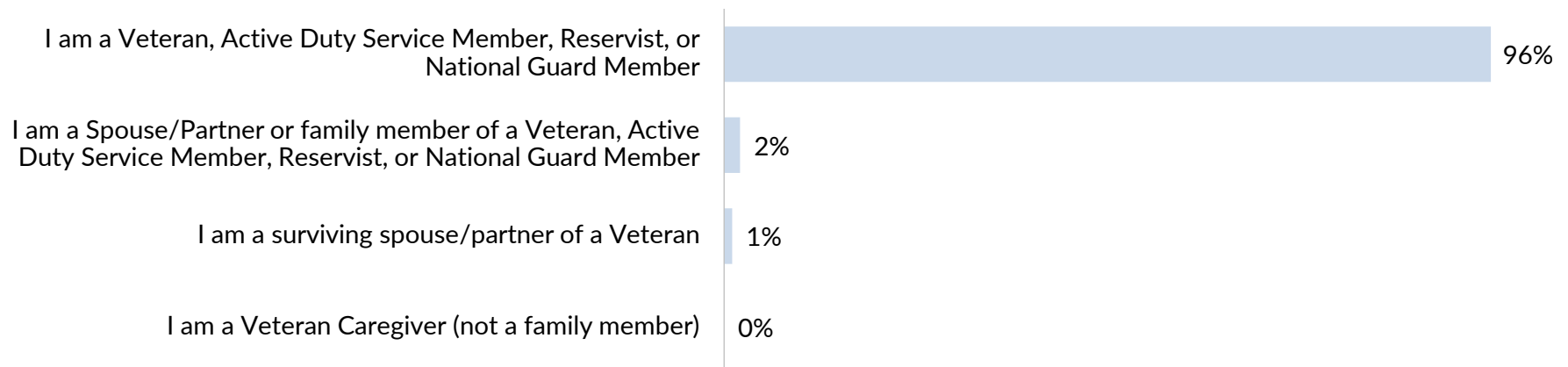
James Hendon
Commissioner
NYC Department of Veterans' Services

Survey Background

Survey Background

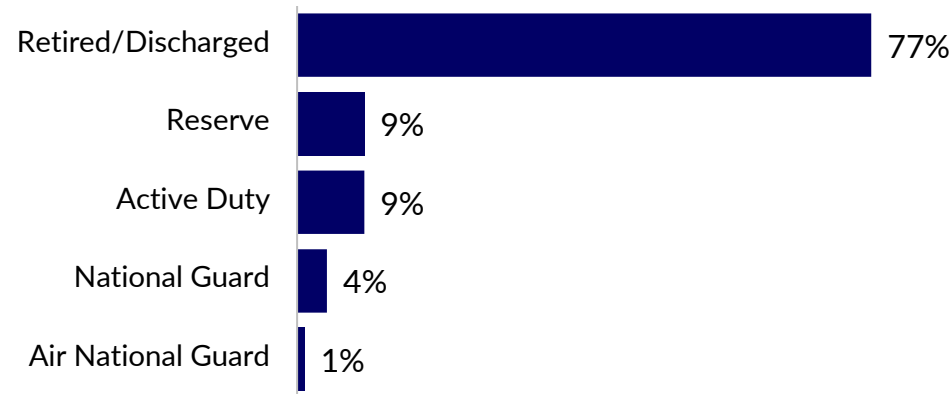
- To honor the sacrifice of New York City Veterans, Mayor Bill de Blasio created the Department of Veterans' Services (DVS) on April 8th, 2016, making DVS the first standalone City agency in the country dedicated to serving Veterans and their families. DVS fulfills this mission by providing New York City's 210,000 Veterans, Servicemembers, and their families with essential services and programs focused on pivotal areas such as economic empowerment, housing security, benefits, health and wellness, and culture.
- To help DVS better understand the Veteran community's needs and support its strengths, they contracted with Polco's National Research Center, an independent survey research and civic engagement firm, to conduct a survey of Veterans who live, work or go to school in New York City.
- Several outreach methods were used to invite Veterans or their family members or caregivers to participate in the survey. DVS compiled email lists from their own agency and from other agencies of New York City Veterans. These nearly 40,000 Veterans were emailed a link to the online survey. In addition, DVS compiled a list of about 4,600 mailing addresses of Veterans. These Veterans were mailed a postcard inviting them to participate in the online survey. A random sample of 2,425 of these addresses were also mailed a hard copy of the survey that could be returned in a postage paid envelope. Another 3,000 hard copy surveys were distributed to Veterans at various community events or agency locations. A total of 3,124 completed surveys had been received; 3,001 from Veterans themselves, 73 from a spouse/partner or family member of a Veteran, 41 from a surviving spouse of a Veteran, and 9 from a Veteran caregiver.

New York City Veteran and Military Community Affiliation



- Veteran family members and caregivers were asked questions about their Veteran family member or receiver of care, as well as questions about themselves. These “proxy” responses were combined with the answers from the Veterans to provide a picture of the status of Veterans in NYC. Veterans were divided into two categories: 1) Veterans who were retired or discharged, and 2) Veterans who were active duty, in the Reserves, in the National Guard or in the Air National Guard. The status of Veterans in these two categories area provided in separate sections of the report (“*Status of New York City Retired or Discharged Veterans*” and “*Status of New York City Active Duty Servicemembers, Reservists or National Guard Members*”). In addition, the status of family members and caregivers is also provided in a separate third section of the report (“*Status of New York City Veteran Family Members or Caregivers*”).



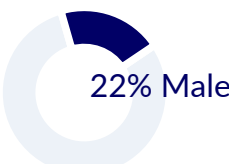



Most Recent or Current Military Service Status






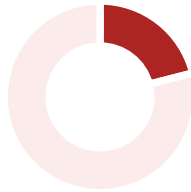


Key Findings

About the NYC Veteran & Military Community Survey

Several outreach methods were used to invite Veterans or their family members or caregivers to participate in the survey. DVS compiled email lists from their own agency and from other agencies of New York City Veterans. These nearly 40,000 Veterans were emailed a link to the online survey. In addition, DVS compiled a list of about 4,600 mailing addresses of Veterans. These Veterans were mailed a postcard inviting them to participate in the online survey. A random sample of 2,425 of these addresses were also mailed a hard copy of the survey that could be returned in a postage paid envelope. Another 3,000 hard copy surveys were distributed to Veterans at various community events or agency locations. A total of 3,166 completed surveys had been received; 3,001 from Veterans themselves, 73 from a spouse/partner or family member of a Veteran, 41 from a surviving spouse of a Veteran, and 9 from a Veteran caregiver. Veteran family members and caregivers were asked questions about their Veteran family member or receiver of care, as well as questions about themselves. These “proxy” responses were combined with the answers from the Veterans to provide a picture of the status of Veterans in NYC.

	Veterans (N=2,358)	Active Duty, Reserve or Guard Members (N=719)	Family Members/ Caregivers (N=123)
Most Veterans and Servicemembers were Male, while most Family Members/Caregivers were Female.	 86% Male	 83% Male	 22% Male
Servicemembers tended to be more racially/ethnically diverse than Veterans or Family Members/Caregivers. (Percents add to more than 100% as respondents could choose more than one group.)	39% White (Not Hispanic) 27% Black/African-American 22% Hispanic or Latinx 18% Another racial/ethnic group	31% White (Not Hispanic) 26% Black/African-American 24% Hispanic or Latinx 23% Another racial/ethnic group	42% White (Not Hispanic) 33% Black/African-American 20% Hispanic or Latinx 19% Another racial/ethnic group
Active Duty Servicemembers, Reservists or National Guard Members were less likely to have annual household incomes below \$40,000 than were Veterans or Family Members/Caregivers. (Percent of those willing to report household incomes.)	31% <\$40,000 per year 	24% <\$40,000 per year 	45% <\$40,000 per year 
Most survey participants had health insurance, but a small proportion did not have health insurance coverage.	14% had no health insurance coverage	14% had no health insurance coverage	6% had no health insurance coverage

	Veterans (N=2,358)	Active Duty, Reserve or Guard Members (N=719)	Family Members/ Caregivers (N=123)
The most common Veteran service organizations (VSOs) with which survey participants were associated were the American Legion, Veterans of Foreign Wars, and Disabled American Veterans.	45% involved with a VSO 	44% involved with a VSO 	36% involved with a VSO 
About half of survey participants were not aware of the New York City Department of Veterans' Services (DVS).	36% aware of DVS 14% interacted with DVS	30% aware of DVS 12% interacted with DVS	30% aware of DVS 18% interacted with DVS
About 2 in 10 Veterans, Servicemembers and Family Members/Caregivers reported that they were in current need of assistance, services or care. Survey participants were informed that if they were having thoughts of suicide or hurting others, or experiencing an emotional crisis, that they should call 911 or go to the nearest emergency room for immediate assistance. They were also provided phone numbers for the Veterans' Crisis Line and NYC Well, as well as options for texting with these resources.	23% Needed Assistance 	23% Needed Assistance 	21% Needed Assistance 
	Top 3 Types of Assistance Needed		
Of those survey participants reporting needing assistance, the top needs varied by survey group, although a common need across the groups was access to new housing. ¹	<ul style="list-style-type: none"> • Greater opportunities for recreational or other physical activities • Access to new housing • Access to better housing conditions 	<ul style="list-style-type: none"> • Access to new housing • Greater opportunities for recreational or other physical activities • Access to better housing conditions 	<ul style="list-style-type: none"> • Access to healthcare and related benefits • Access to new housing • Access to legal assistance

¹ The New York City Department of Veterans' Services (DVS) connects service members, veterans, survivors, caregivers, and military families to services from our partner organizations, including veteran service organizations, non-profit community organizations, and government agencies through the VetConnectNYC platform. Veterans may be eligible for certain benefits based on their military service. The NYC Department of Veterans' Services (DVS) empowers veterans and their families by ensuring that they get the financial benefits they have earned.

Status of New York City Retired or Discharged Veterans



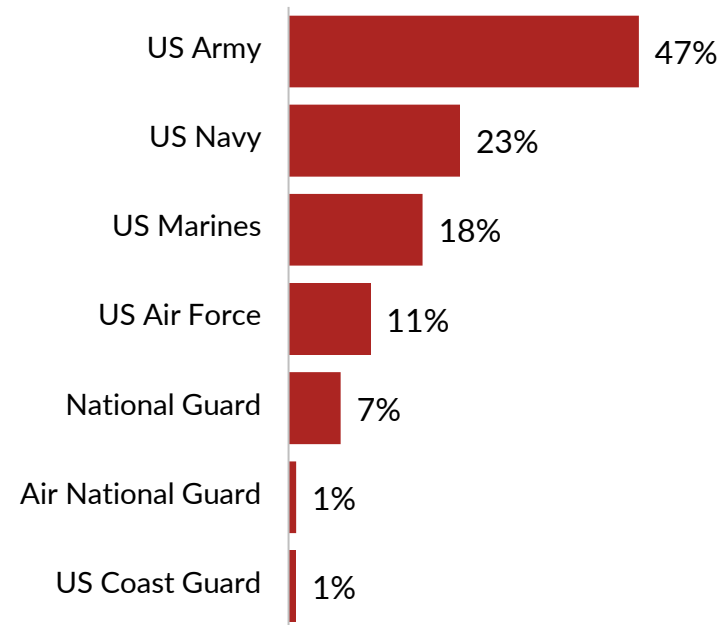
Veteran Branch of Service

Nearly half of Veterans (47%) had served in the US Army. The US Navy or US Marines were the next most common military branch of service.

What is/was your branch of service (active or reserve)?

Please check all that apply.

Totals may add to more than 100% as respondents could choose more than one branch of service.

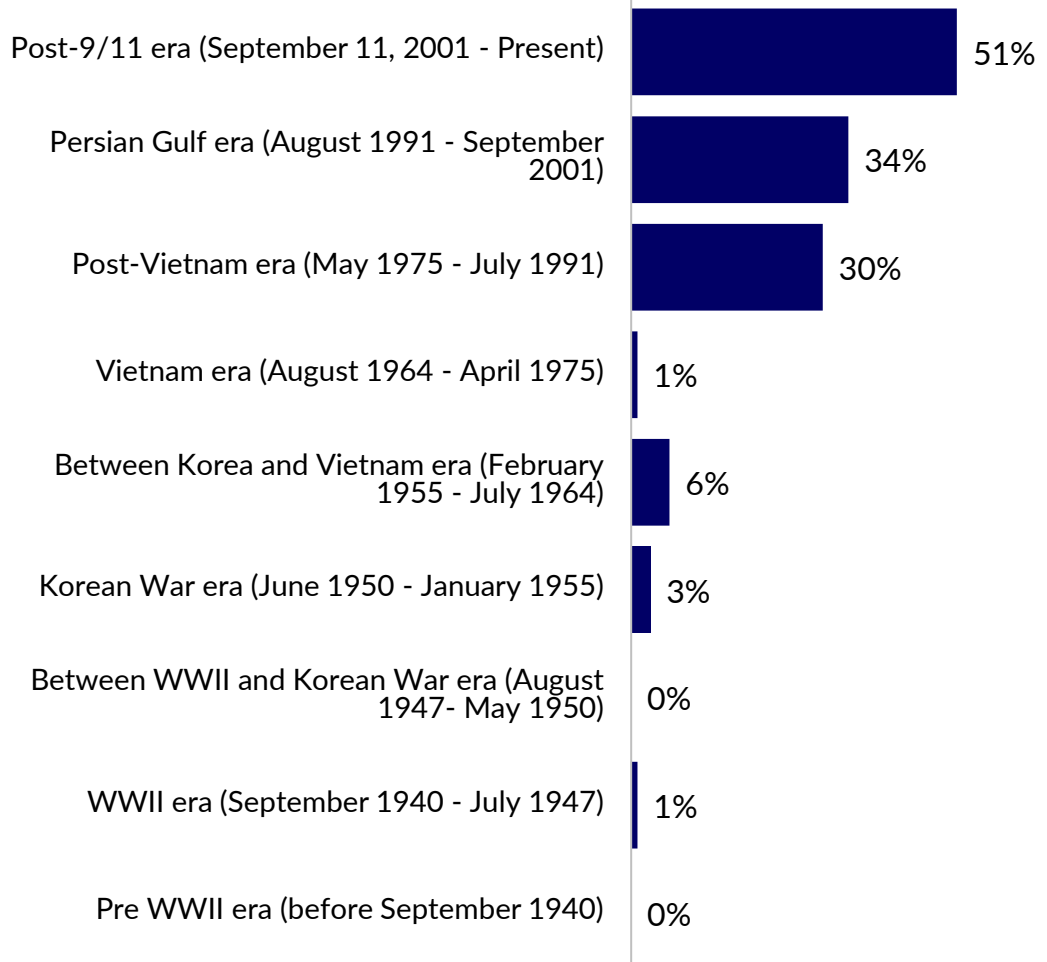


Veteran Military Service Era

About half of Veterans had served in the military during the post-9/11 era. About 1 in 10 had served between the Korea and Vietnam era or earlier.

What was your Service era? (Select all that apply)

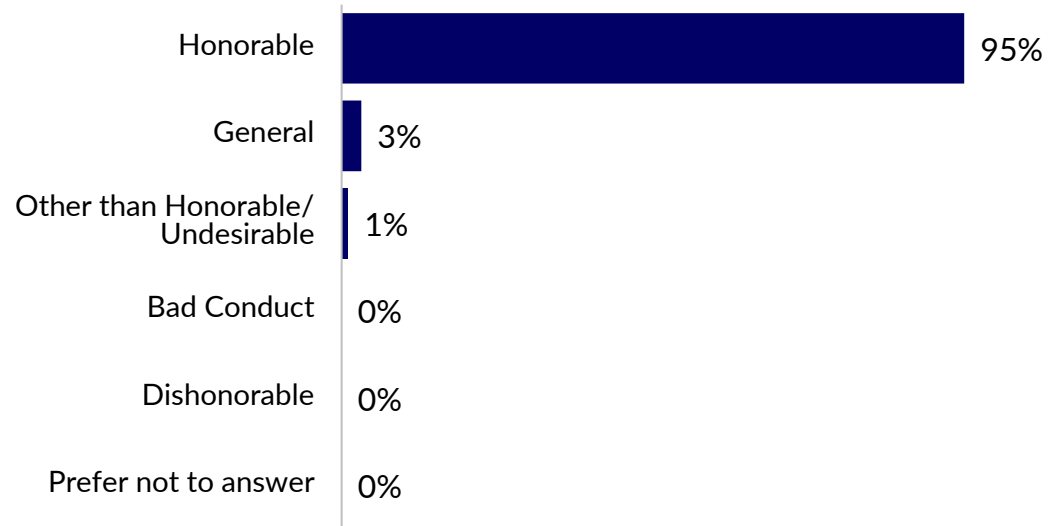
Totals may equal more than 100% as more than one category could be chosen



Military Discharge Status

Nearly all Veterans had an honorable discharge status. About 3% had a general discharge status, and 1% or fewer had some other discharge status.

*What is your discharge status?
(Only asked of those who were retired/discharged)*

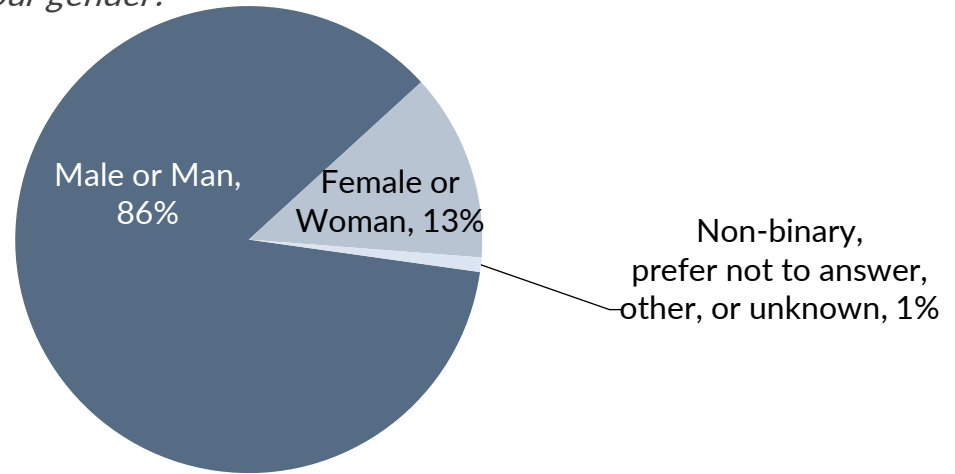


Veteran Gender and Race/Ethnicity

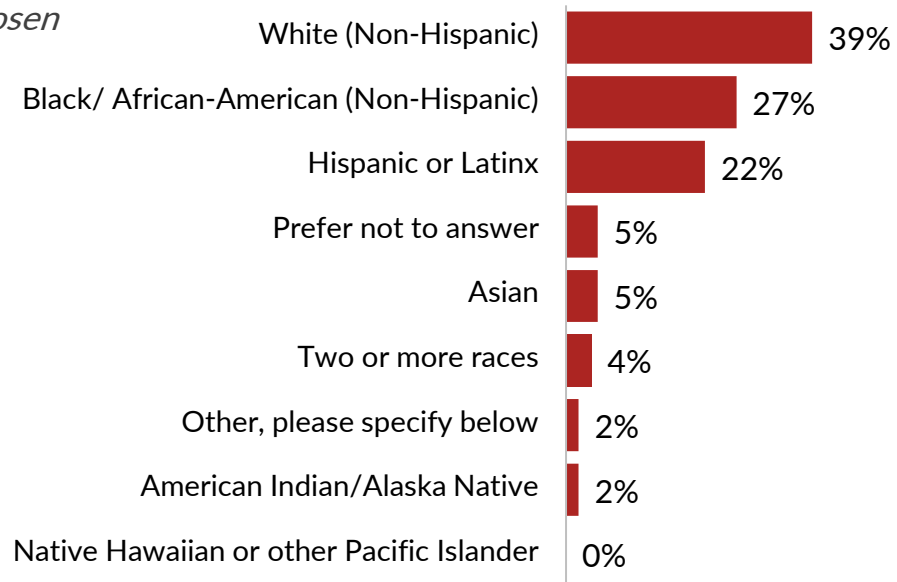
While most Veterans were male or identified as a man, 13% were female or identified as a woman, and 1% were non-binary or held some other identity or preferred not to answer the question.

About 4 in 10 Veterans identified as White (Non-Hispanic), and nearly 3 in 10 identified as Black/African-American (Non-Hispanic). About 2 in 10 identified as Hispanic or Latinx. Five percent of Veterans identified as Asian, while 5% or fewer chose other identifications.

What is your gender?



What is your racial/ethnic group? Please choose all that apply. Totals may equal more than 100% as more than one category could be chosen



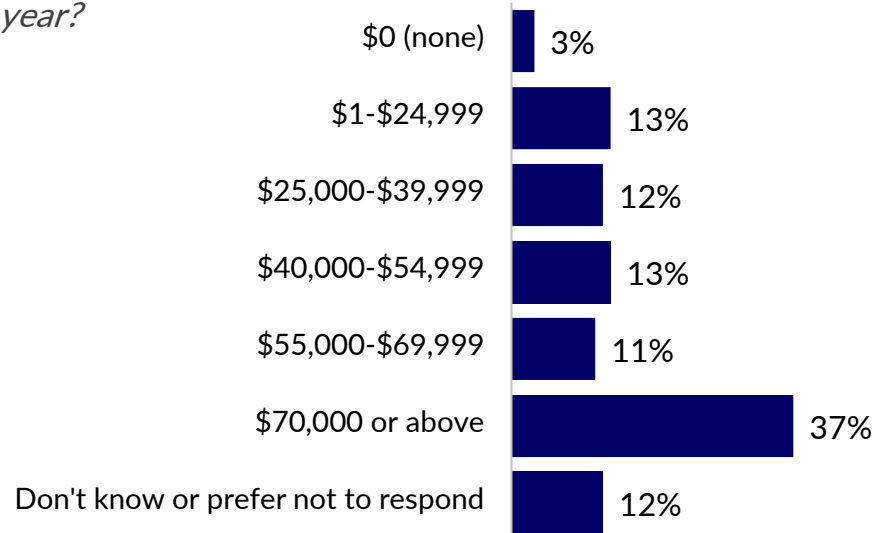
Veteran Annual Household Income and Household Size

Over one-third (37%) of Veterans reported that their annual household income was \$70,000 or more. However, nearly 3 in 10 (28%) had annual household incomes of less than \$40,000.

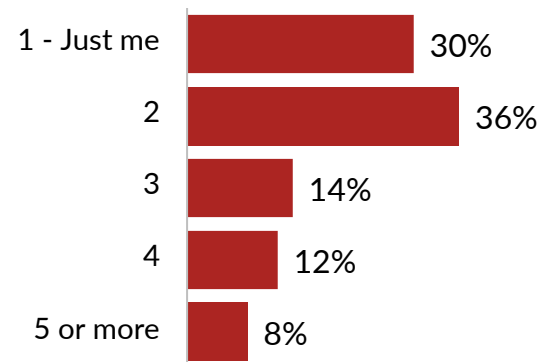
Veterans whose discharge status was other than Honorable were more likely to have lower annual household incomes than those with an Honorable discharge status. (Data not shown, but found in the supplemental report of technical appendices.)

About 3 in 10 Veterans financially supported only themselves. Over one-third (36%) supported themselves and one other person. One-quarter supported three or four people, while 8% supported five or more people.

Approximately how much was your household annual income for the previous year?



Including yourself, how many people do you financially support and consider to be part of your household?

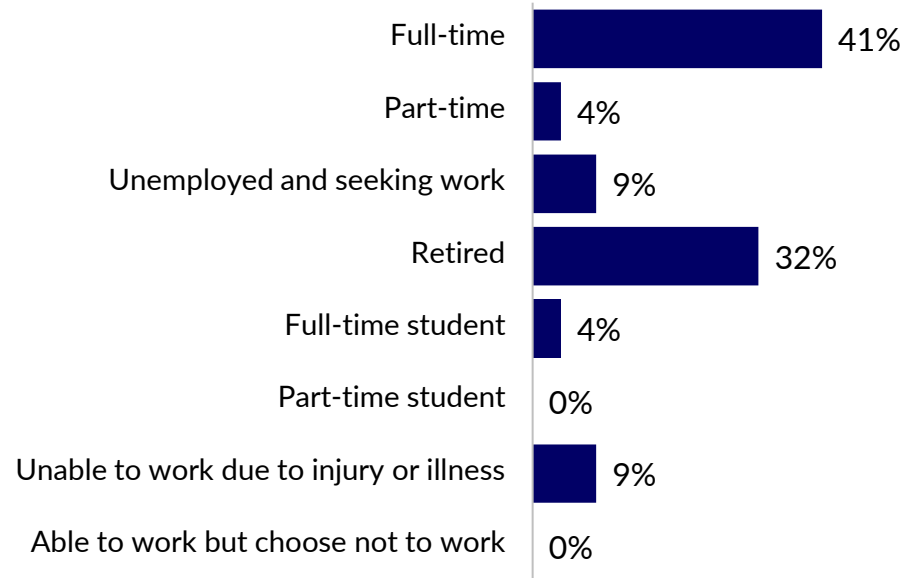


Veteran Employment and Education Status

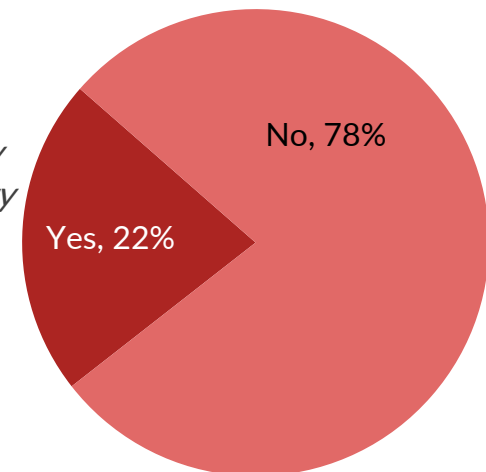
Three in 10 Veterans were fully retired, but 4 in 10 were employed full time. About 1 in 10 was unemployed and seeking work, and an 1 in 10 were unable to work due to injury or illness. About 4% were a full-time student. For this question, respondents could only choose one category. As seen in the chart at the bottom of the page, however, nearly one-quarter of Veterans reported that they or another member of their family were currently attending a post-secondary school.

Veterans whose most recent era of service was 1991 or later were more likely to report that they or a family member were currently attending post-secondary school (about 3 in 10 respondents) than were those whose most recent era of service was earlier than 1991 (12%, data not shown but can be found in the supplemental report of appendices).

What is your employment status?



Are you, or a member of your family currently attending a post-secondary school (for example, a college/university/trade school)?

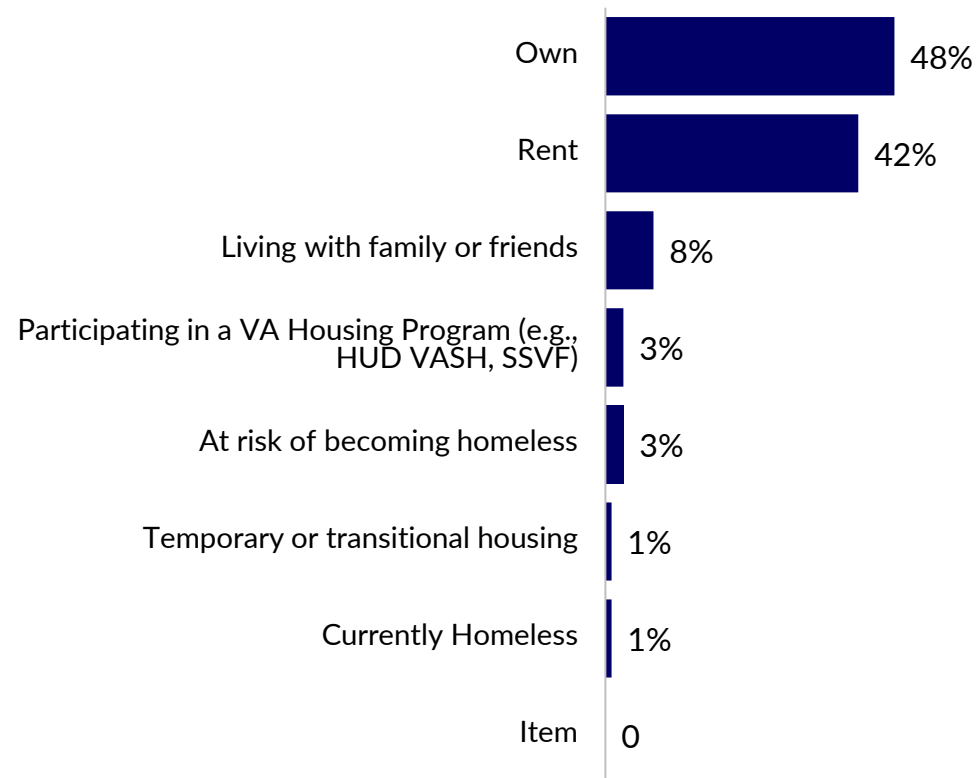


Veteran Housing Status

About 1% of Veterans reported currently being homeless, and an additional 3% said they were at risk of becoming homeless. A handful (3%) were participating in a VA Housing Program, and 1% were in some kind of temporary or transitional housing. About 1 in 10 Veterans were living with family or friends.

Those in more traditional housing (regardless of whether they were at risk of homeless) were somewhat more likely to own their home (48%) but nearly as many (42%) rented their home.

*What is your housing status? (Please check all that apply.)
Totals may equal more than 100% as more than one category could be chosen*

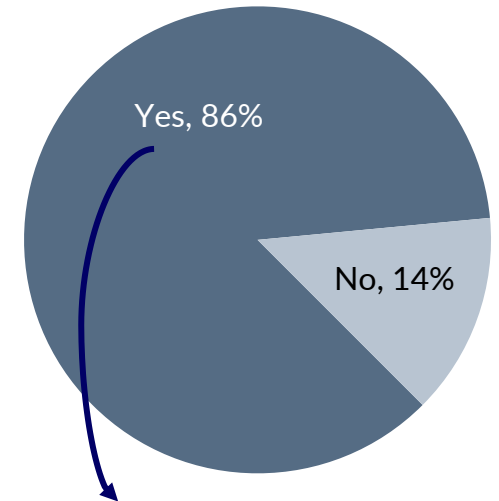


Veteran Health Insurance and Disability Status

While a large majority of Veterans reported having health insurance coverage, 14% said they did not have any health insurance.

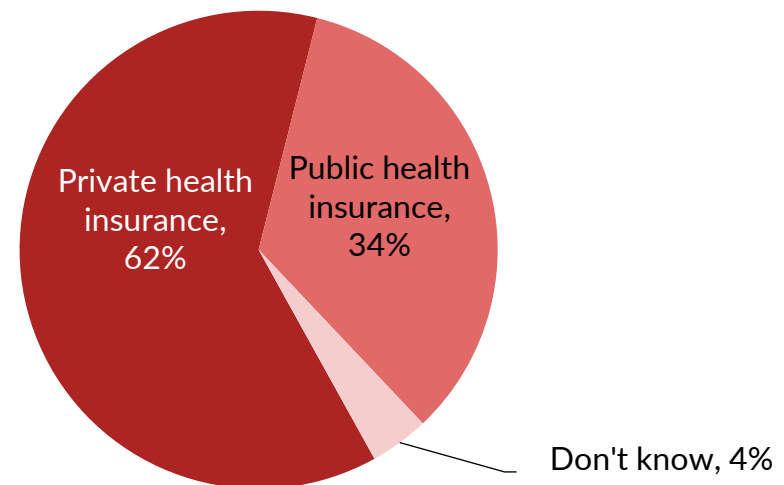
Among those who had health insurance coverage, about two-thirds had private health insurance, while about one-third had a form of public health insurance.

Do you have health insurance coverage?



Is the health insurance private (such as Blue Cross/Blue Shield, EmblemHealth or any employer-sponsored health insurance or health exchange private plan), or is it public health insurance (such as VA Healthcare, Medicaid, MetroPlus, or any other Federal, State, or City subsidized health plan)?

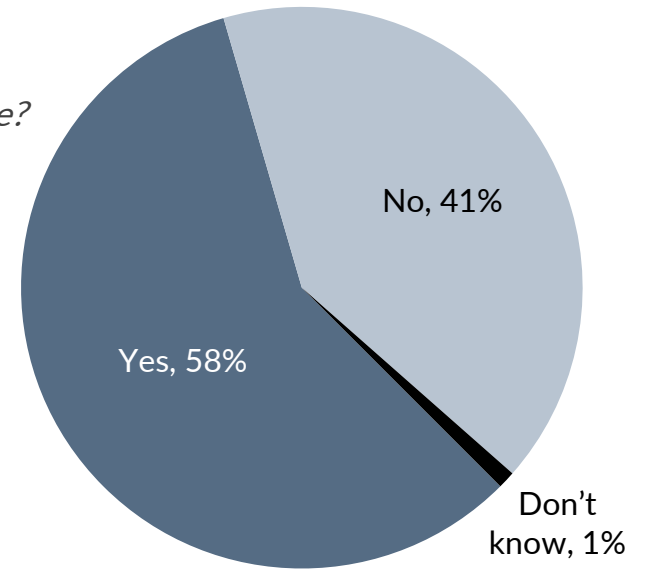
Only asked of those who said they have health insurance



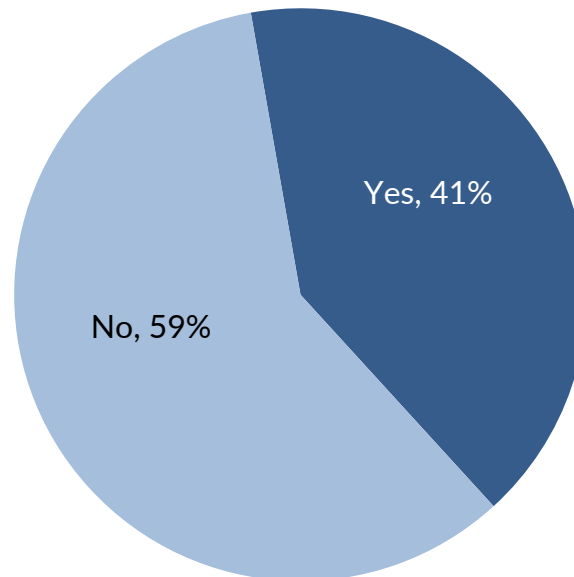
Veteran Health Insurance and Disability Status (continued)

Nearly 6 in 10 Veterans (58%) were enrolled in or receiving VA Healthcare. About 4 in 10 Veterans were receiving VA disability compensation benefits.

Are you enrolled in or receiving VA Healthcare?



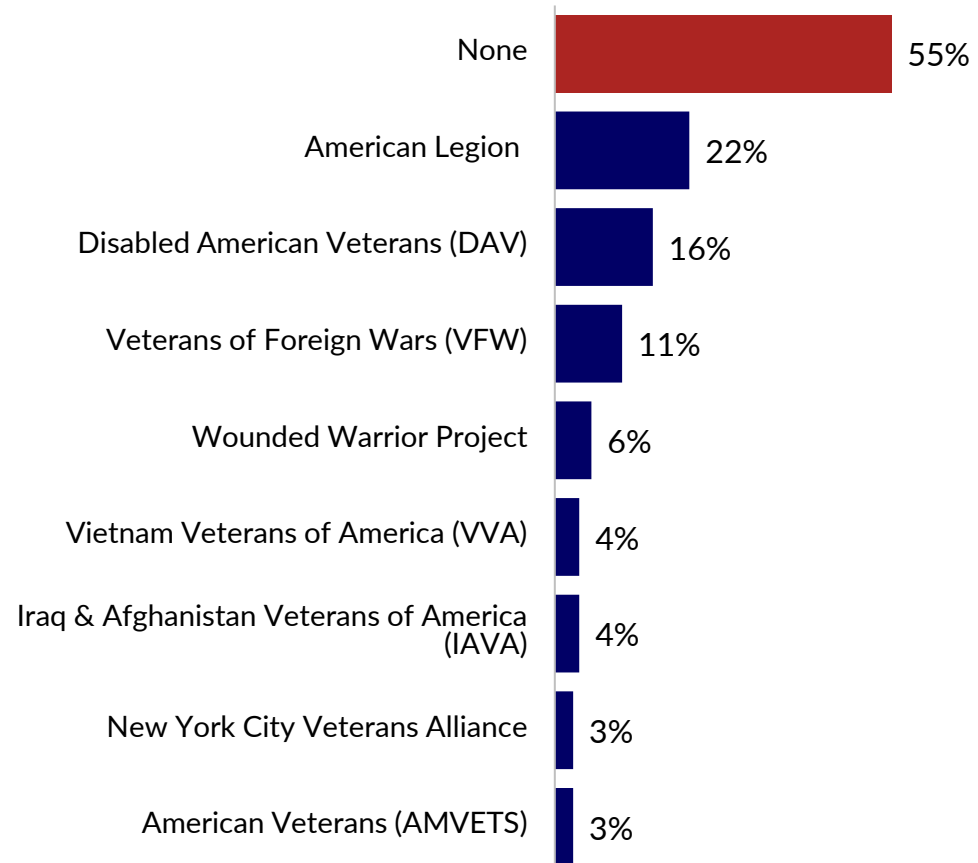
Do you receive VA disability compensation benefits?



Veteran Involvement with Veteran Service Organizations

*Which Veteran service organizations (VSO), if any, you are a member of or affiliated with? (Please check all that apply)
(Top choices shown here; the remainder are on the next page)
Totals may equal more than 100% as more than one category could be chosen*

When asked with which Veteran service organizations (VSO), if any, they were involved, 45% of Veterans said they were a member or affiliated with one or more VSOs. The most common VSOs with which Veterans were associated were the American Legion, Disabled American Veterans, and Veterans of Foreign Wars.



Note: This question was answered only by Veterans themselves, family members or caregivers did not answer on behalf of a Veteran

Veteran Service Organizations (continued)

*Which Veteran service organizations (VSO), if any, you are a member of or affiliated with? (Please check all that apply)
(Less frequent choices shown here; the remainder are on the previous page)
Totals may equal more than 100% as more than one category could be chosen*

Team RWB	2%
Student Veterans of America (SVA)	2%
Marine Corps League	2%
Catholic War Veterans	2%
Black Veterans for Social Justice	2%
United War Veterans Council (UWVC)	1%
Travis Manion Foundation	1%
The Mission Continues	1%
Team Rubicon	1%
Paralyzed Veterans of America	1%
National Association of Black Military Women	1%
Military Order of the Purple Heart	1%
Blue Star Families	1%
Other (Please name below)	0%
Tragedy Assistance Program for Survivors (TAPS)	0%
SAGE Vets	0%
Hidden Heroes	0%
Gold Star Wives of America	0%
Bunker Labs	0%

Note: This question was answered only by Veterans themselves, family members or caregivers did not answer on behalf of a Veteran

Veteran Typical Weekly Experiences

About one-quarter of Veterans reported that they feel lonely 3 or more days in a typical week.

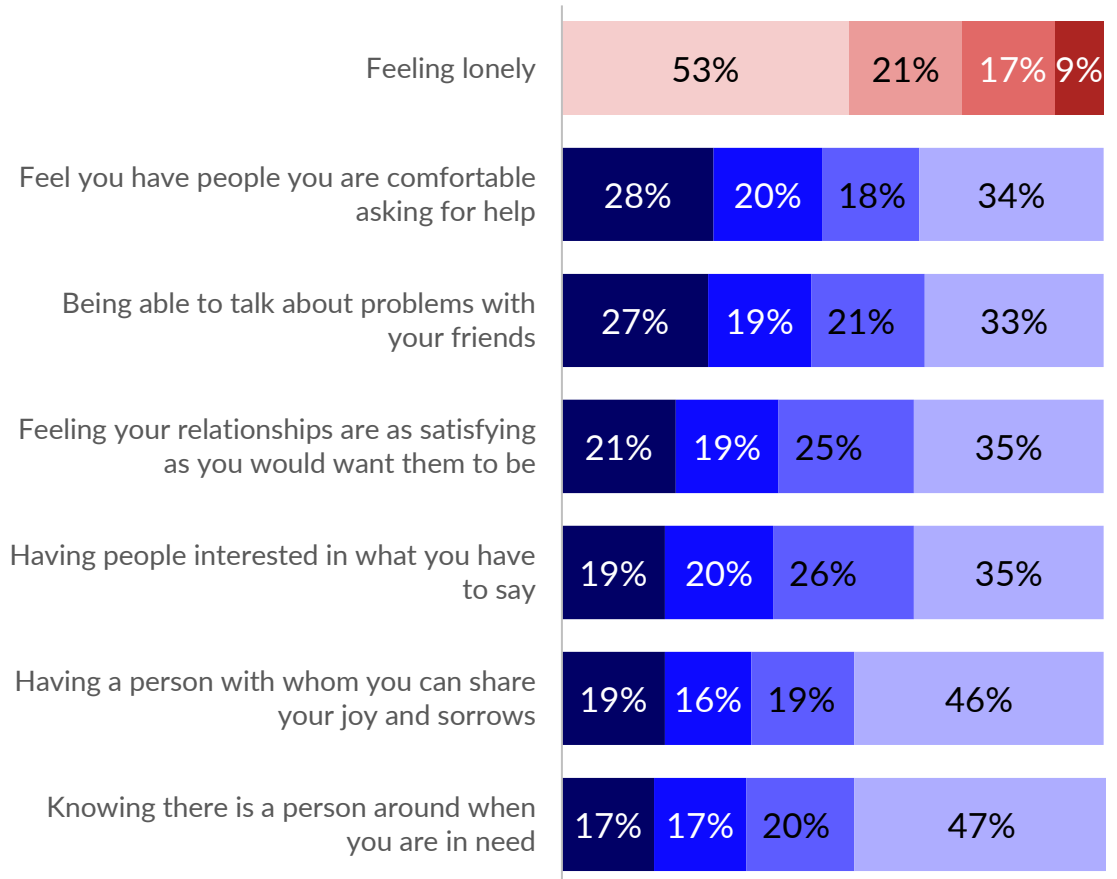
Nearly half of Veterans said they have people they are comfortable asking for help or being able to talk about problems with friends only 2 days a week or less.

About 4 in 10 reported feeling their relationships are satisfying or people are interested in what they have to say only 2 days a week or less.

About one-third feel like they know a person is around when they are in need, or they have a person with whom they can share joys and sorrows only 2 days a week or less.

In a typical week, how often do you experience each of the following?

- Rarely or none of the time (less than 1 day)
- Some or little of the time (1-2 days)
- Occasionally or a moderate amount of time (3-4 days)
- All of the time (5-7 days)



Note: This question was answered only by Veterans themselves, family members or caregivers did not answer on behalf of a Veteran

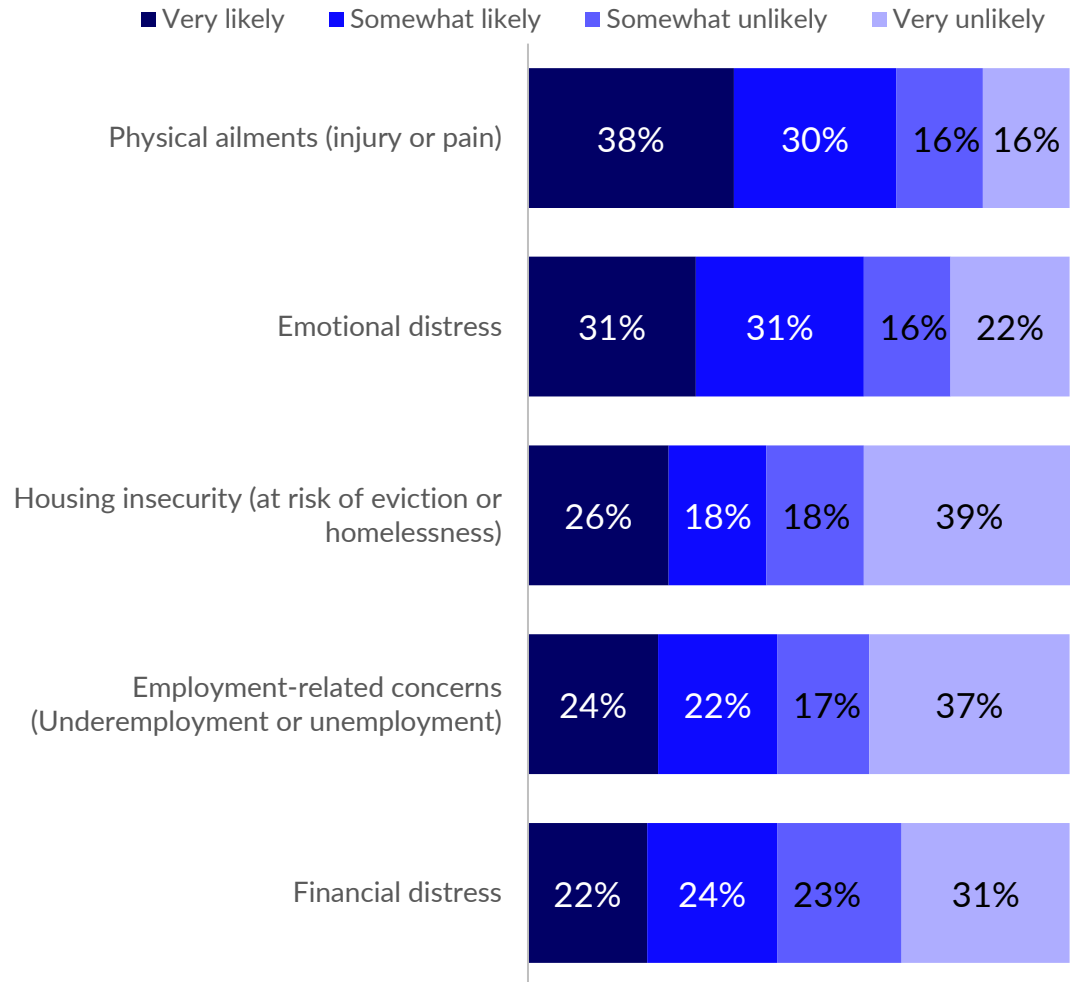
Veteran Likelihood of Seeking Help

Veterans were more likely to seek help for physical ailments than other kinds of troubles, but even for physical ailments, about one-third of Veterans said they were unlikely to seek help. About two-thirds said they would be at least somewhat likely to seek help for a physical ailment.

About 6 in 10 said they would be at least somewhat likely to seek help for emotional distress, while 4 in 10 would be at least somewhat unlikely to do so.

About half of Veterans said they would be at least somewhat likely to seek help for housing insecurity, employment related concerns or financial distress, but half would be somewhat or very unlikely to do so.

How likely are you to seek help from family, friends, caregivers, a behavioral health counselor or a fellow Veteran when experiencing any of the following:



Note: This question was answered only by Veterans themselves, family members or caregivers did not answer on behalf of a Veteran

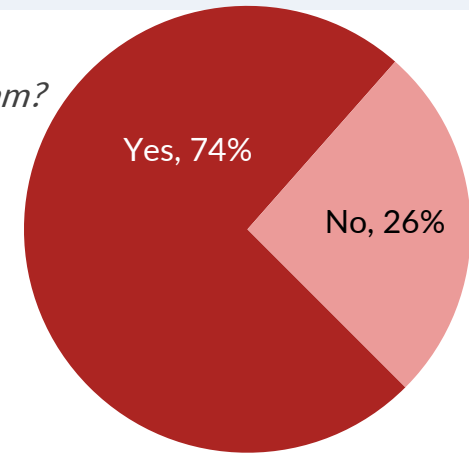
Veteran Awareness of DVS and VA Home Loan Program

About three-quarters of Veterans reported that they were aware of the VA home loan program.

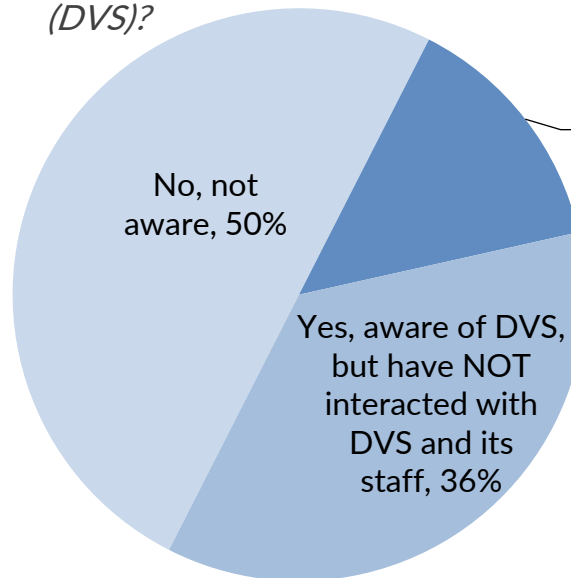
They had less familiarity with the New York City Department of Veterans' Services, but about half aware of DVS. Fourteen percent said they were aware of DVS and had interacted with the agency.

In addition, Veteran survey participants were asked they would be interested in joining the newsletter for information on DVS and other Veteran-related news; nearly two-thirds of Veterans (66%) were interested in joining (data not shown).

Are you aware of the VA home loan program?



Are you aware of the New York City Department of Veterans' Services (DVS)?



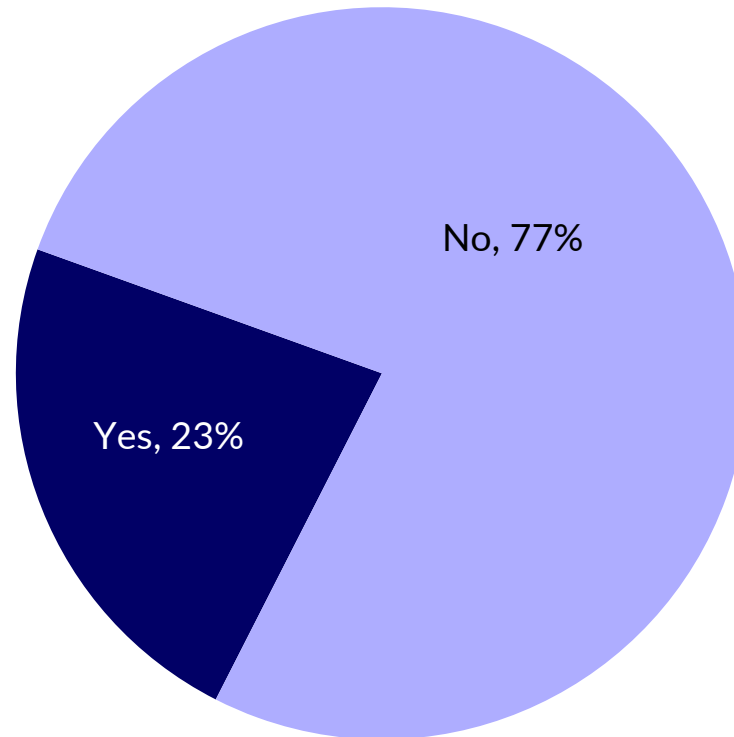
Yes, aware of DVS and HAVE interacted with DVS and its staff, 14%

Note: These questions were answered only by Veterans themselves, family members or caregivers did not answer on behalf of a Veteran

Veteran Need of Assistance, Services or Care

Nearly one-quarter of Veterans reported that they were in current need of assistance, services or care. Veterans were informed that if they were having thoughts of suicide or hurting others, or experiencing an emotional crisis, that they should call 911 or go to the nearest emergency room for immediate assistance. They were also provided phone numbers for the Veterans' Crisis Line and NYC Well, as well as options for texting with these resources.

Are you in current need of assistance, services, or care?



Note: This question was answered only by Veterans themselves, family members or caregivers did not answer on behalf of a Veteran

Types of Assistance or Resources Sought by Veterans Seeking Services or Care

Those who reported they did have some kind of need for assistance, services or care were asked what types of resources they were seeking.

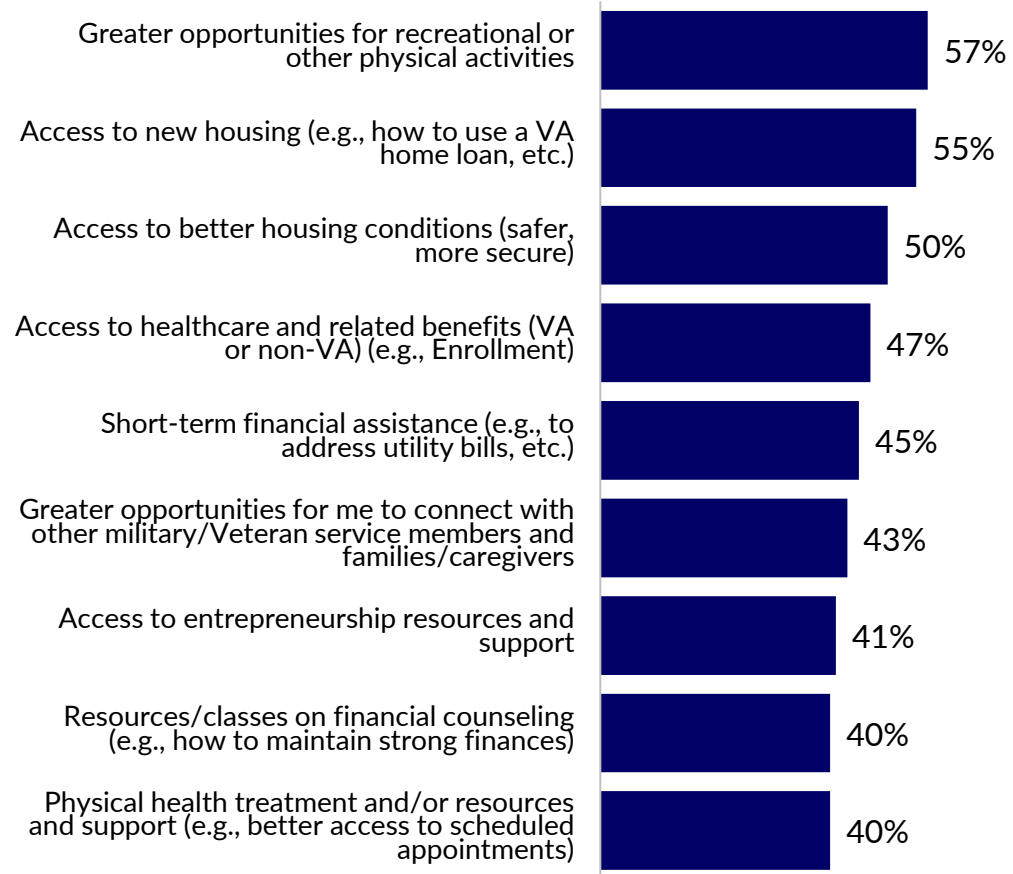
Housing and financial assistance were commonly mentioned needs, but many Veterans were also seeking opportunities for recreation or physical activities and for opportunities to connect with other military/Veteran services members or families/caregivers.

About half of those seeking assistance were needing access to healthcare or related benefits. About 4 in 10 wanted access to entrepreneurship resources and support.

Nearly half (45%) were looking for mental health treatment or other mental health resources and support.

Nearly half (45%) wanted resources or classes on personal finances.

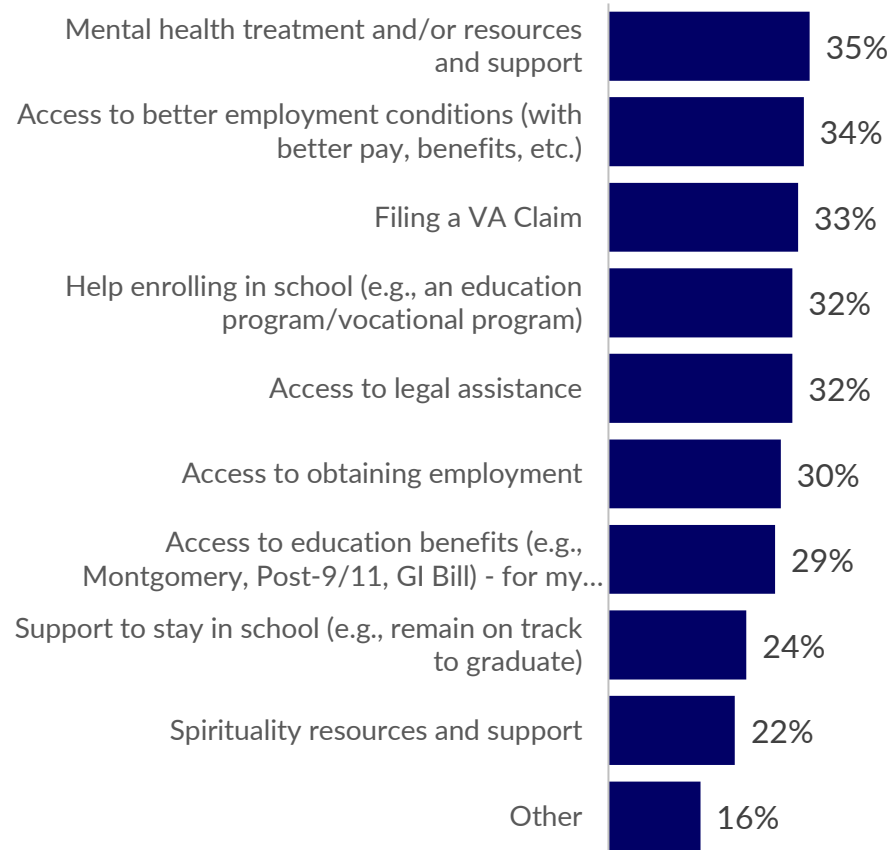
*Are you are seeking assistance or resources for any of the following?
Only asked of those who said they were in current need of assistance, services or care; percents shown are the percent who indicated they sought each. Most frequently sought assistance shown on this page; the next page displays the less frequently needed services*



Note: This question was answered only by Veterans themselves, family members or caregivers did not answer on behalf of a Veteran

Types of Assistance or Resources Sought by Veterans (continued)

*Are you are seeking assistance or resources for any of the following?
Only asked of those who said they were in current need of assistance, services or care; percents shown are the percent who indicated they sought each. Less frequently sought assistance shown on this page; the previous page displays the more frequently needed services*



Note: This question was answered only by Veterans themselves, family members or caregivers did not answer on behalf of a Veteran

Status of New York City Active Duty Servicemembers, Reservists or National Guard Members

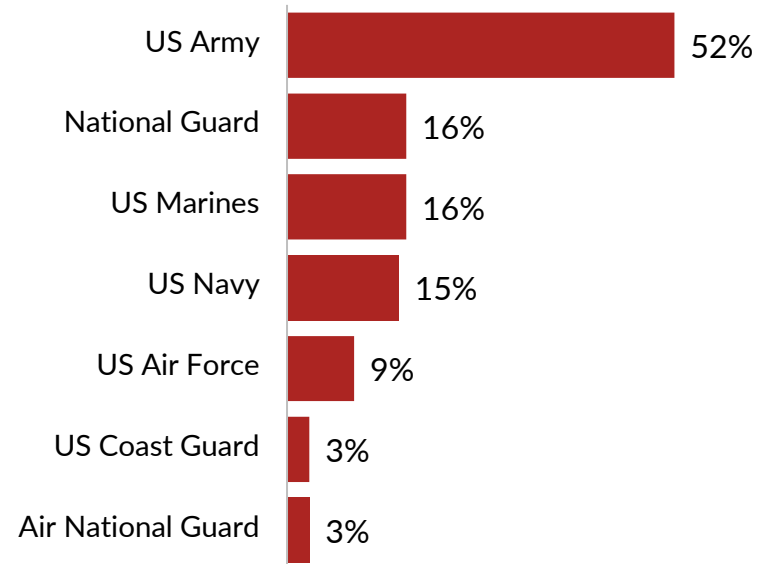


Servicemember Branch of Service

About half of Servicemembers were currently serving or had served in the US Army. Another 4 in 10 were currently serving or had served in the US Navy, US Marines or US Air Force. About one-quarter were serving or had served in the National Guard, US Coast Guard or Air National Guard.

*What is/was your branch of service (active or reserve)?
Please check all that apply.*

Totals may add to more than 100% as respondents could choose more than one branch of service.

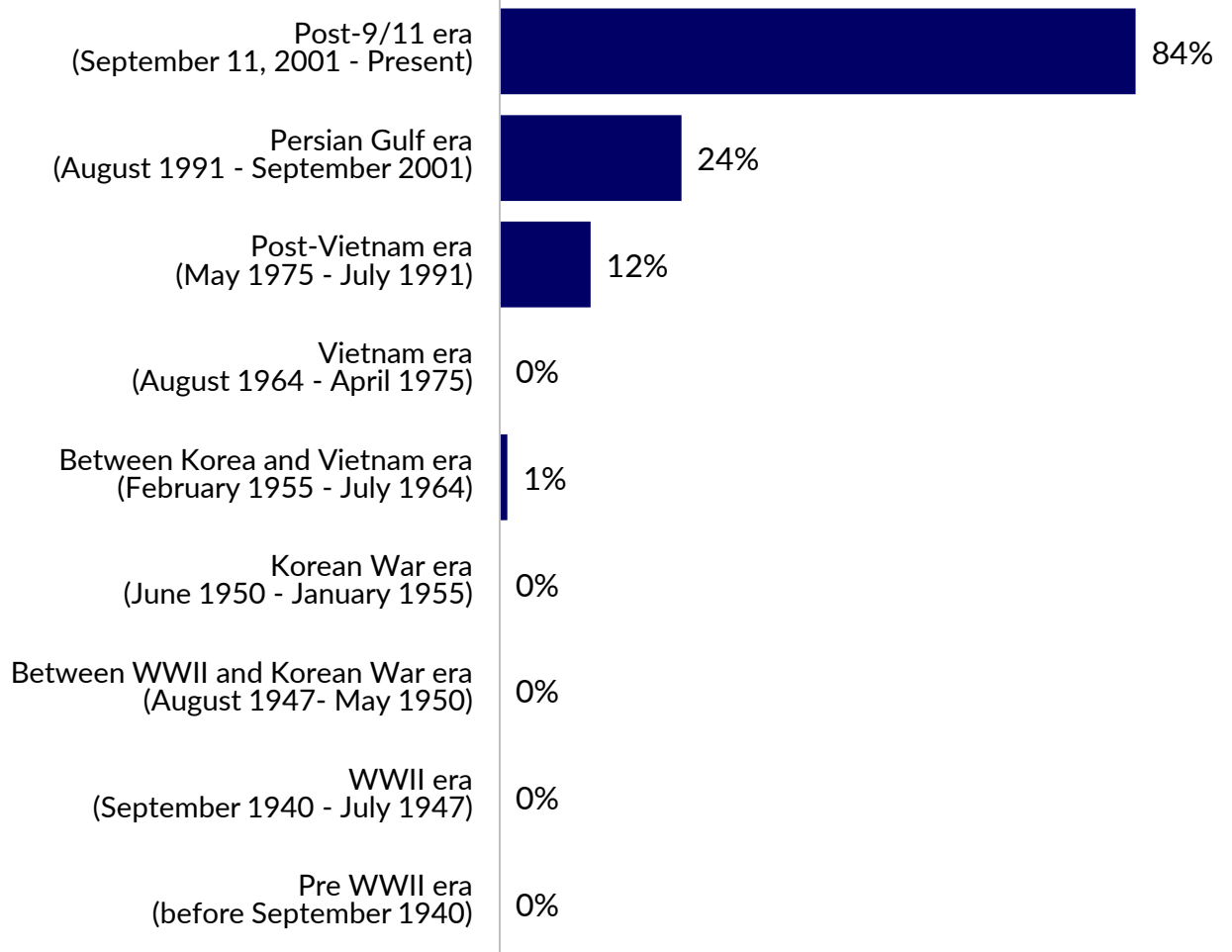


Servicemember Service Era

Most Servicemembers (84%) had served or were serving in the military during the post-9/11 era. Only about 1% had served between the Korea and Vietnam era or earlier.

What was your Service era? (Select all that apply)

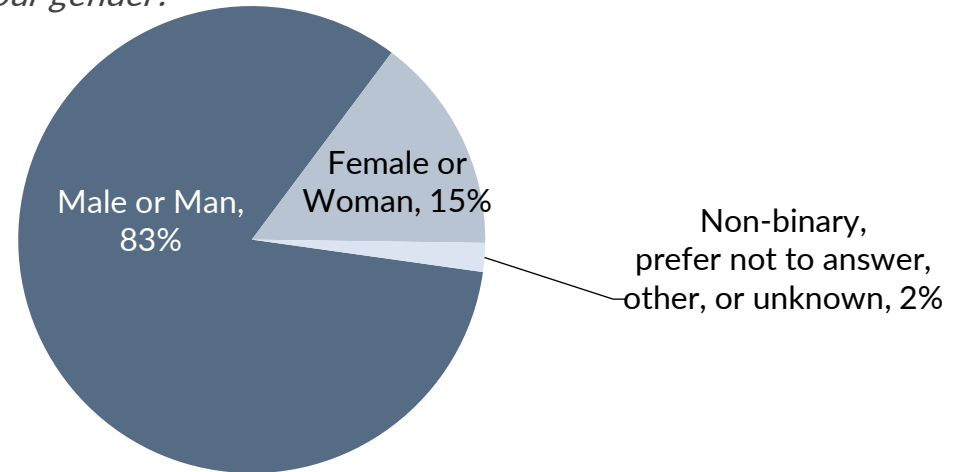
Totals may equal more than 100% as more than one category could be chosen



Servicemember Gender and Race/Ethnicity

While most Servicemembers were male or identified as a man, 15% were female or identified as a woman, and 2% were non-binary, held some other identity or preferred not to answer the question.

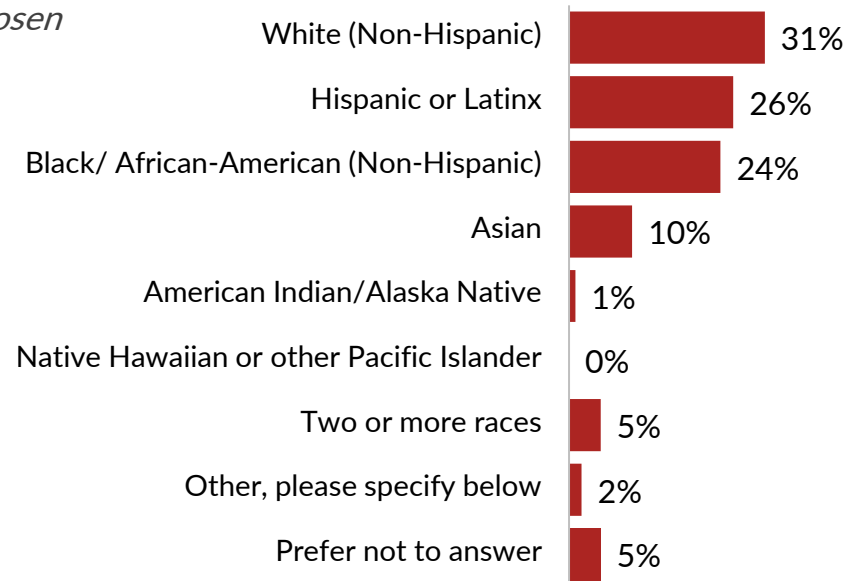
What is your gender?



About 3 in 10 Servicemembers identified as White (Non-Hispanic), and one-quarter identified as Hispanic or Latinx. Nearly one-quarter identified as Black/African-American (Non-Hispanic). One in 10 identified as Asian, while 5% or fewer chose other identifications. In general, Servicemembers were somewhat more racially/ethnically diverse than were retired or discharged Veterans (see page 10).

What is your racial/ethnic group? Please choose all that apply.

Totals may equal more than 100% as more than one category could be chosen



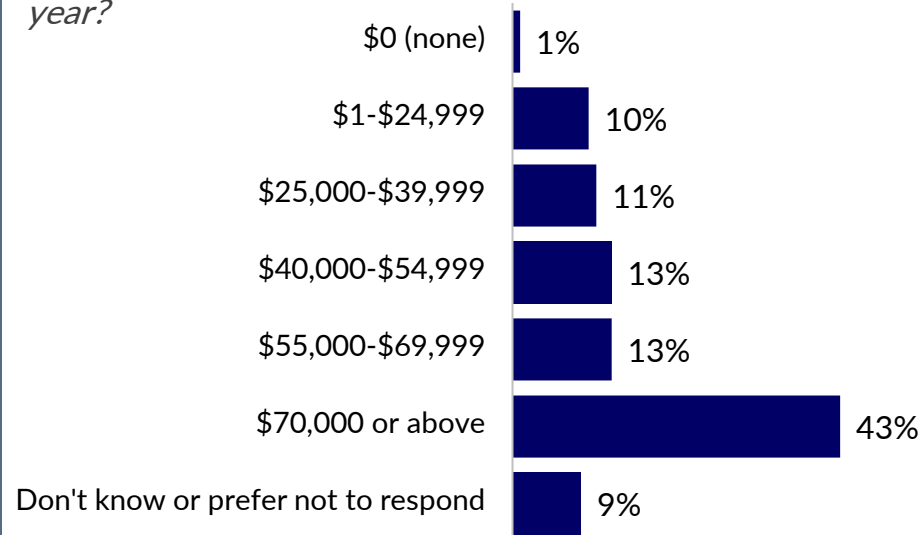
Servicemember Annual Household Income and Household Size

More than 4 in 10 Servicemembers reported that their annual household income was \$70,000 or more. However, 22% had annual household incomes of less than \$40,000.

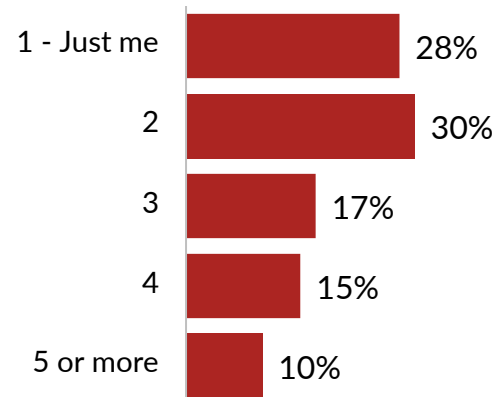
Servicemembers were less likely to have lower annual household incomes compared to retired or discharged Veterans (see page 11).

About 3 in 10 Servicemembers financially supported only themselves. Another 3 in 10 supported themselves and one other person. About one-third supported three or four people, while 10% supported five or more people.

Approximately how much was your household annual income for the previous year?



Including yourself, how many people do you financially support and consider to be part of your household?

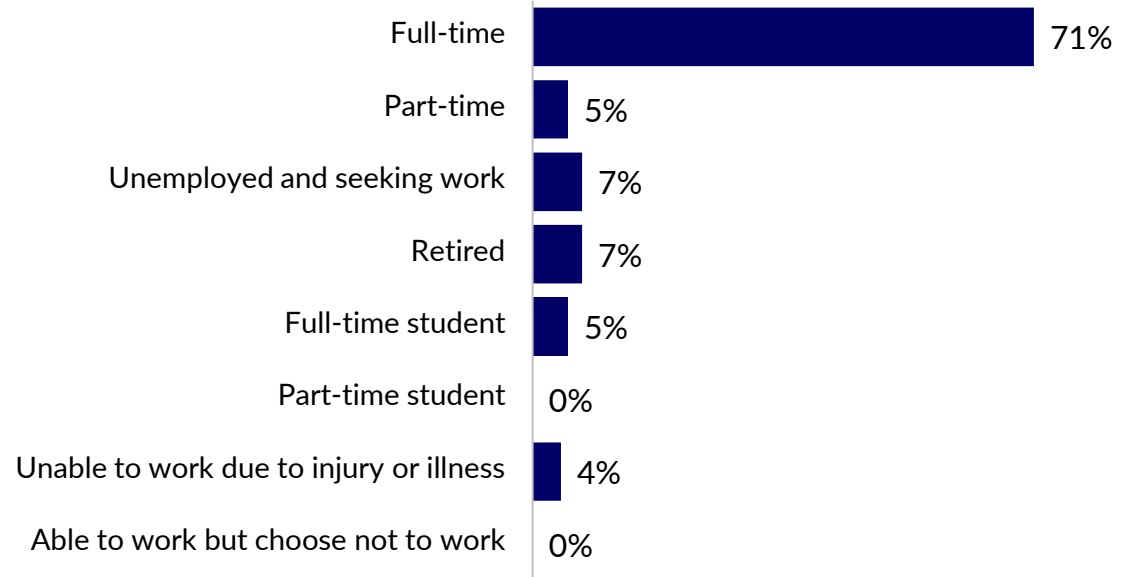


Servicemember Employment and Education Status

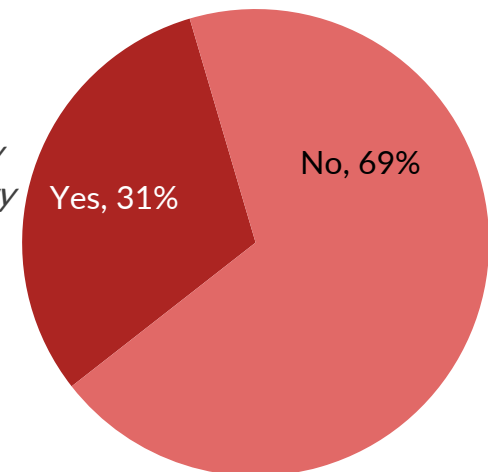
About 7 in 10 Servicemembers were employed full time. Seven percent were retired, 7% were unemployed and seeking work, while 4% were unable to work due to injury or illness. About 5% were a full-time student. For this question, respondents could only choose one category. As seen in the chart at the bottom of the page, however, 3 in 10 Servicemembers reported that they or another member of their family were currently attending a post-secondary school.

Servicemembers whose most recent era of service was 1991 or later were more likely to report that they or a family member were currently attending post-secondary school (between 33% and 40% of respondents) than were those whose most recent era of service was earlier than 1991 (4%, data not shown).

What is your employment status?



Are you, or a member of your family currently attending a post-secondary school (for example, a college/university/trade school)?

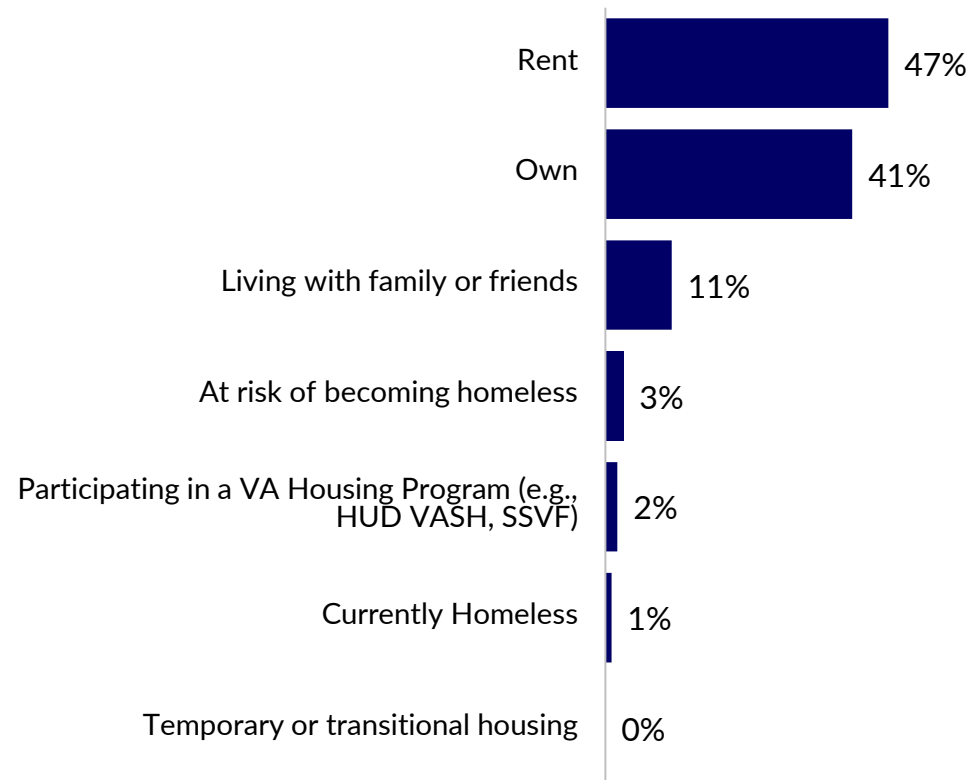


Servicemember Housing Status

About 1% of Servicemembers reported currently being homeless, and an additional 3% said they were at risk of becoming homeless. A handful (2%) were participating in a VA Housing Program. One in 10 Servicemembers were living with family or friends.

Those in more traditional housing (regardless of whether they were at risk of homelessness) were slightly more likely to own their home (47%) but nearly as many (41%) rented their home.

*What is your housing status? (Please check all that apply.)
Totals may equal more than 100% as more than one category could be chosen*

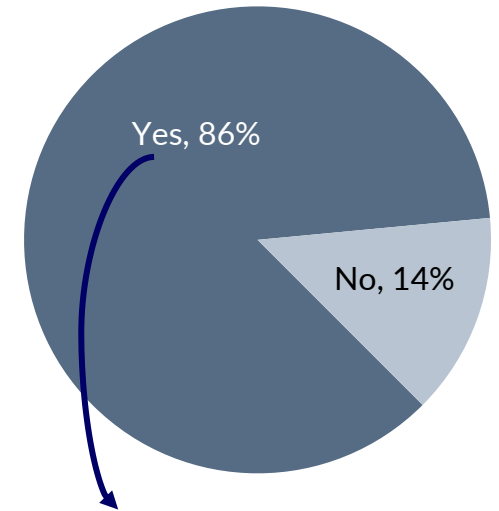


Servicemember Health Insurance and Disability Status

While a large majority of Servicemembers reported having health insurance coverage, 14% said they did not have any health insurance, about the same as had been observed for retired and discharged Veterans (see page 14).

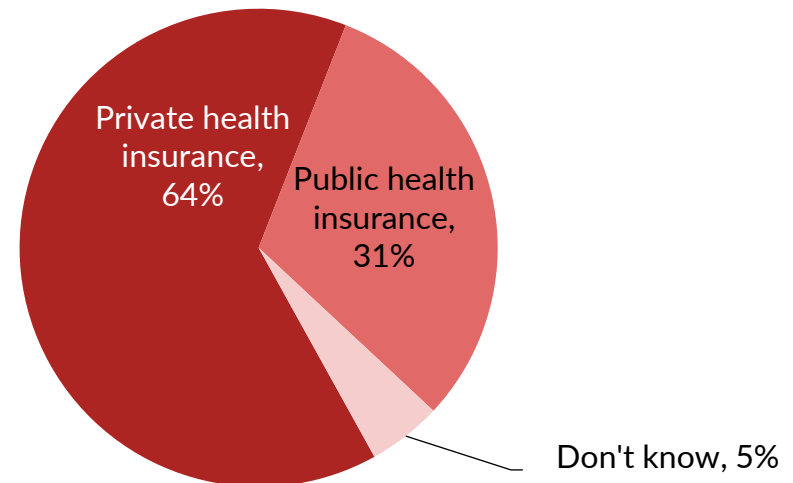
Among those who had health insurance coverage, about two-thirds had private health insurance, while about one-third had a form of public health insurance.

Do you have health insurance coverage?



Is the health insurance private (such as Blue Cross/Blue Shield, EmblemHealth or any employer-sponsored health insurance or health exchange private plan), or is it public health insurance (such as VA Healthcare, Medicaid, MetroPlus, or any other Federal, State, or City subsidized health plan)?

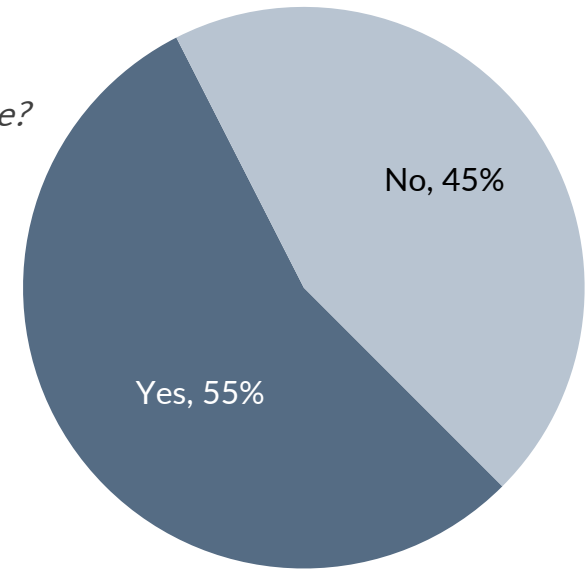
Only asked of those who said they have health insurance



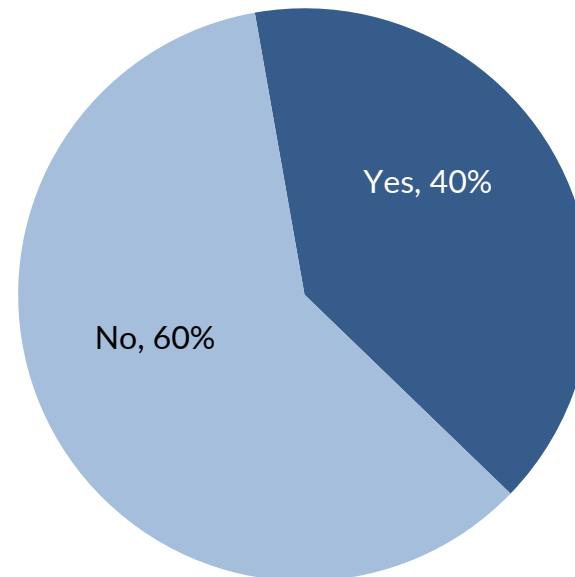
Servicemember Health Insurance and Disability Status (continued)

Over half (55%) of Servicemembers were enrolled in or receiving VA Healthcare. About 4 in 10 were receiving VA disability compensation benefits.

Are you enrolled in or receiving VA Healthcare?



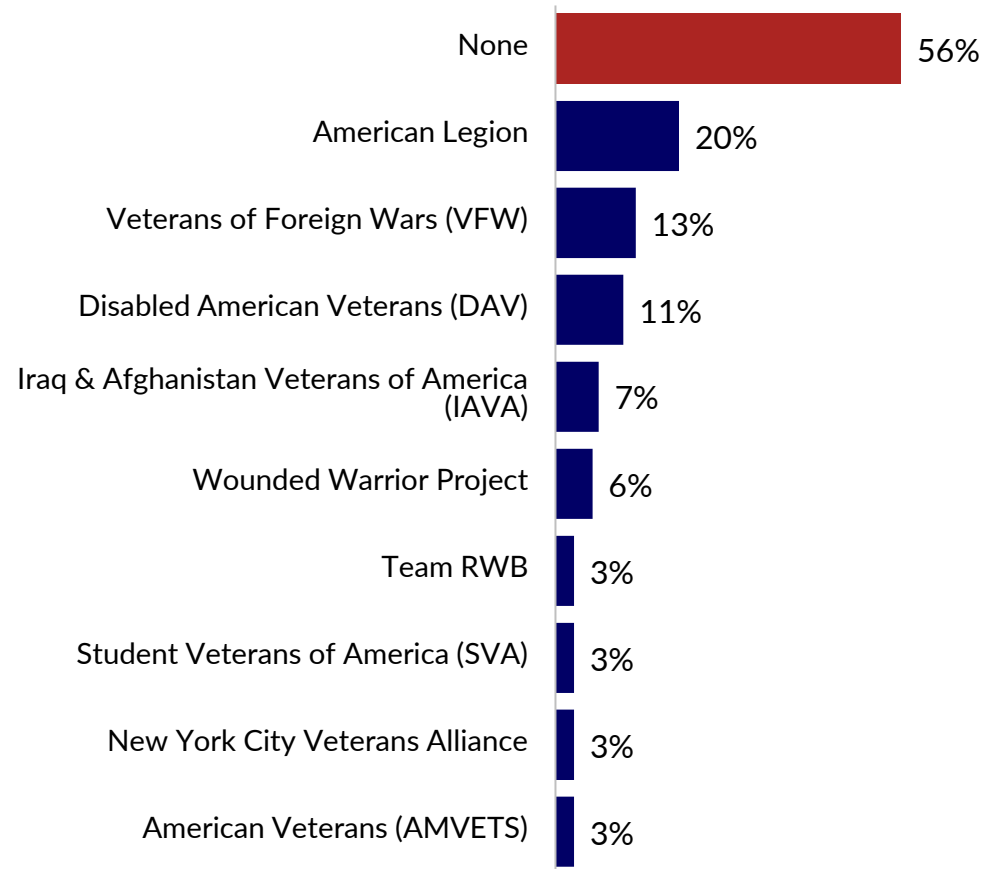
Do you receive VA disability compensation benefits?



Servicemember Involvement with Veteran Service Organizations

*Which Veteran service organizations (VSO), if any, you are a member of or affiliated with? (Please check all that apply)
(Top choices shown here; the remainder are on the next page)
Totals may equal more than 100% as more than one category could be chosen*

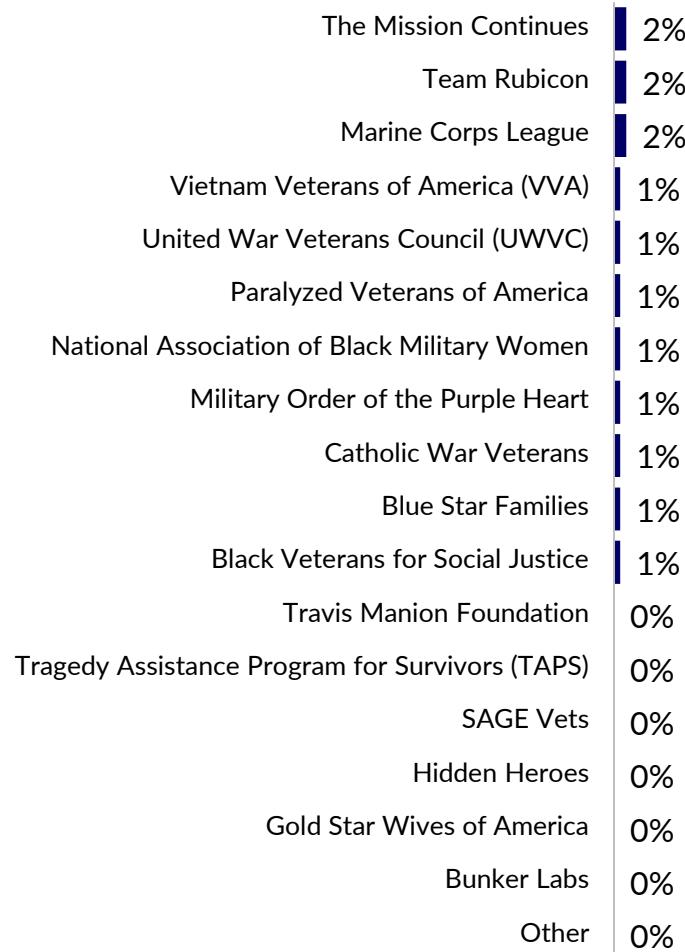
When asked with which Veteran service organizations (VSO), if any, they were involved, 44% of Servicemembers said they were a member or affiliated with one or more VSOs. The most common VSOs with which Servicemembers were associated were the American Legion, Veterans of Foreign Wars, and Disabled American Veterans.



Note: This question was answered only by Servicemembers themselves, family members or caregivers did not answer on behalf of a Veteran

Servicemember Veteran Service Organizations (continued)

*Which Veteran service organizations (VSO), if any, you are a member of or affiliated with? (Please check all that apply)
(Less frequent choices shown here; the remainder are on the previous page)
Totals may equal more than 100% as more than one category could be chosen*



Note: This question was answered only by Servicemembers themselves, family members or caregivers did not answer on behalf of a Veteran

Servicemember Typical Weekly Experiences

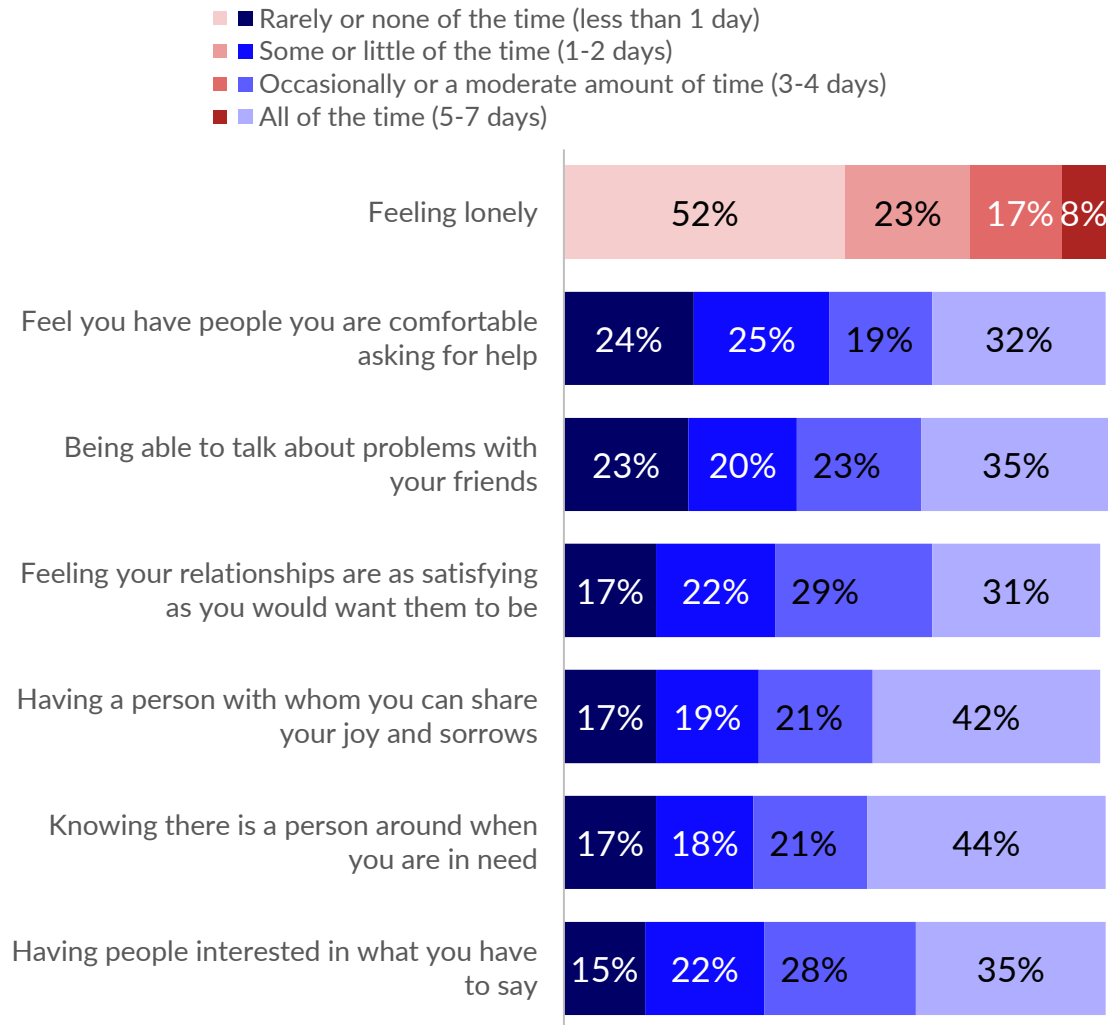
About one-quarter of Servicemembers reported that they feel lonely 3 or more days in a typical week.

However, about half of Servicemembers said they have people they are comfortable asking for help or being able to talk about problems with friends only 2 days a week or less in a typical week.

About 4 in 10 reported being able to talk about problems with friends or feeling their relationships are satisfying only 2 days a week or less.

About one-third feel like they know a person is around when they are in need, they have a person with whom they can share joys and sorrows, or people are interested in what they have to say only 2 days a week or less.

In a typical week, how often do you experience each of the following?



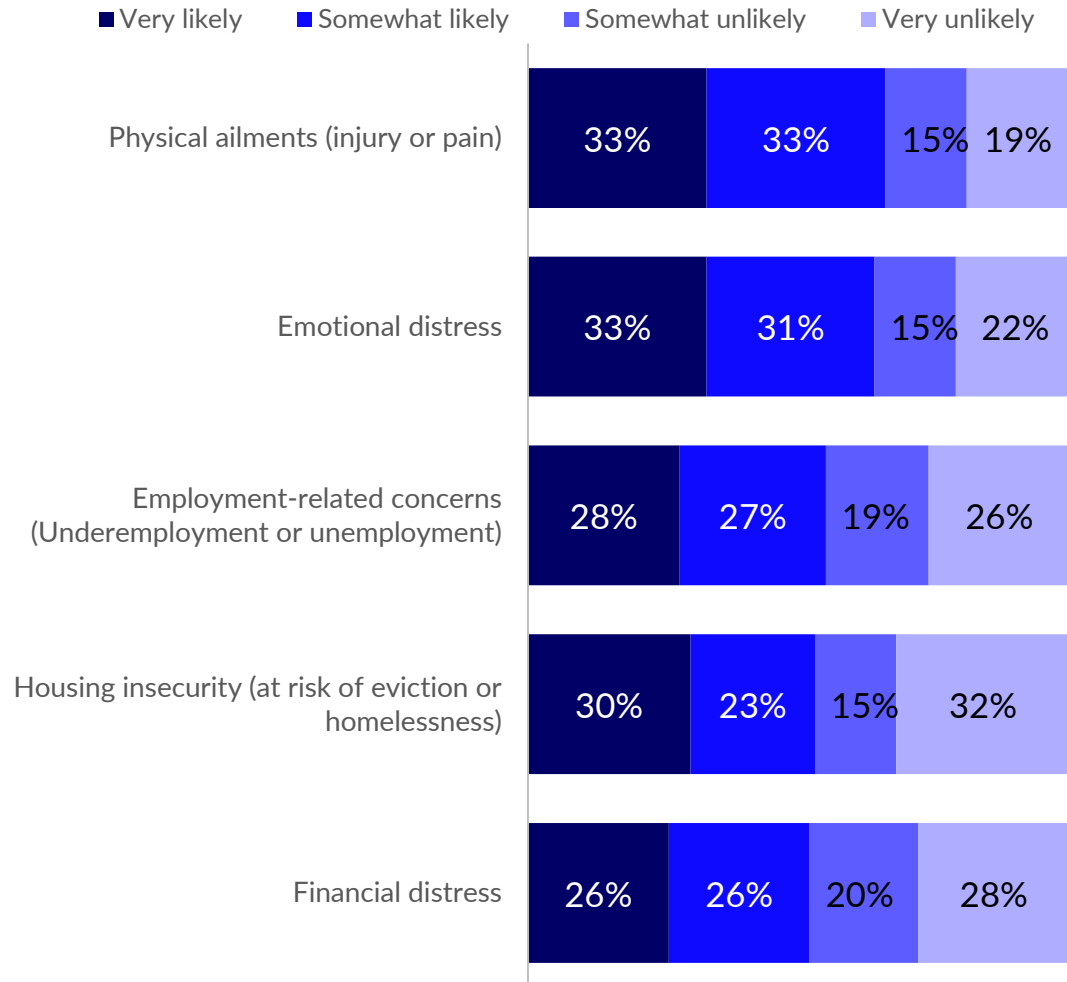
Note: This question was answered only by Servicemembers themselves, family members or caregivers did not answer on behalf of a Veteran

Servicemember Likelihood of Seeking Help

Nearly two-thirds of Servicemembers were very or somewhat likely to seek help for physical ailments or emotional distress if needed, but just over one-third said they were unlikely to seek help.

Over half of Servicemembers said they would be at least somewhat likely to seek help for housing insecurity, employment related concerns or financial distress, but 45% or more would be very or somewhat unlikely to do so.

How likely are you to seek help from family, friends, caregivers, a behavioral health counselor or a fellow Veteran when experiencing any of the following:



Note: This question was answered only by Servicemembers themselves, family members or caregivers did not answer on behalf of a Veteran

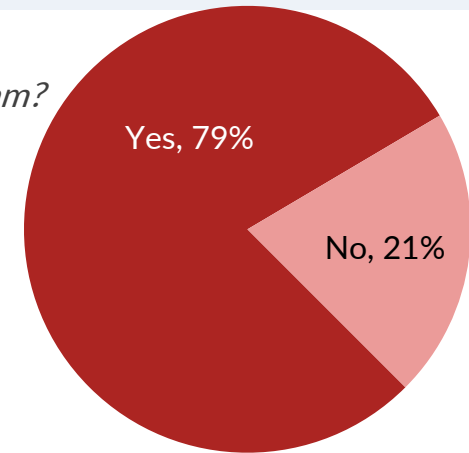
Servicemember Awareness of DVS and VA Home Loan Program

About 8 in 10 Servicemembers reported that they were aware of the VA home loan program.

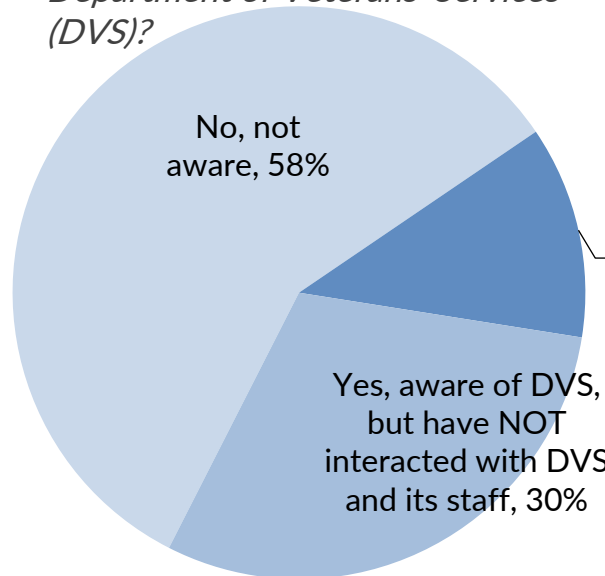
They had much less familiarity with the New York City Department of Veterans' Services, with about 4 in 10 aware of DVS. Twelve percent said they were aware of DVS and had interacted with the agency.

In addition, Servicemember survey participants were asked they would be interested in joining the newsletter for information on DVS and other Veteran-related news; 6 in 10 Servicemembers were interested in joining (data not shown).

Are you aware of the VA home loan program?



Are you aware of the New York City Department of Veterans' Services (DVS)?



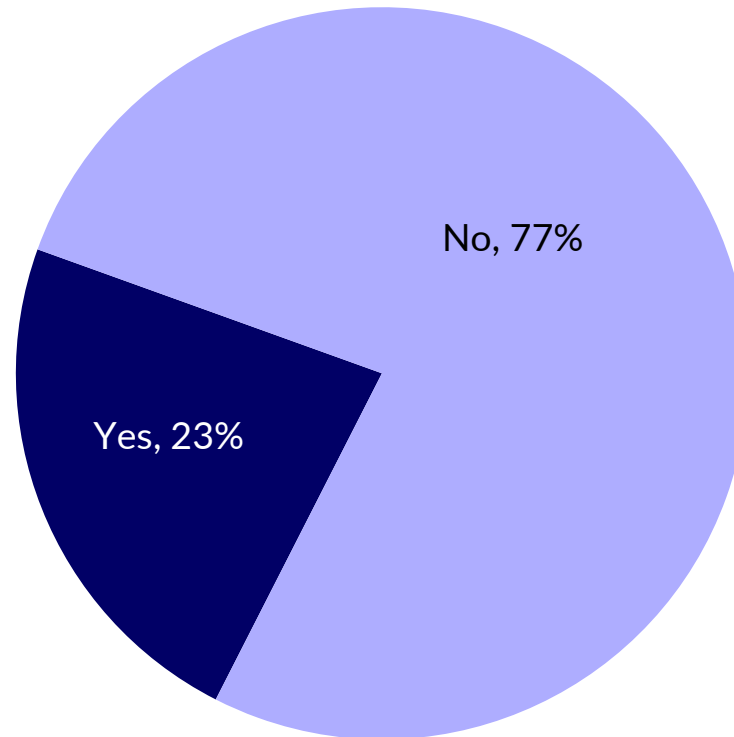
Yes, aware of DVS and HAVE interacted with DVS and its staff, 12%

Note: These questions were answered only by Servicemembers themselves, family members or caregivers did not answer on behalf of a Veteran

Servicemember Need of Assistance, Services or Care

Nearly one-quarter (23%) of Servicemembers reported that they were in current need of assistance, services or care. Survey participants were informed that if they were having thoughts of suicide or hurting others, or experiencing an emotional crisis, that they should call 911 or go to the nearest emergency room for immediate assistance. They were also provided phone numbers for the Veterans' Crisis Line and NYC Well, as well as options for texting with these resources.

Are you in current need of assistance, services, or care?



Note: This question was answered only by Servicemembers themselves, family members or caregivers did not answer on behalf of a Veteran

Types of Assistance or Resources Sought by Servicemembers Seeking Services or Care

Those who reported they did have some kind of need for assistance, services or care were asked what types of resources they were seeking.

Housing and financial assistance were commonly mentioned needs, but many Servicemembers were also seeking opportunities for recreation or physical activities and for opportunities to connect with other military/Veteran services members or families/caregivers.

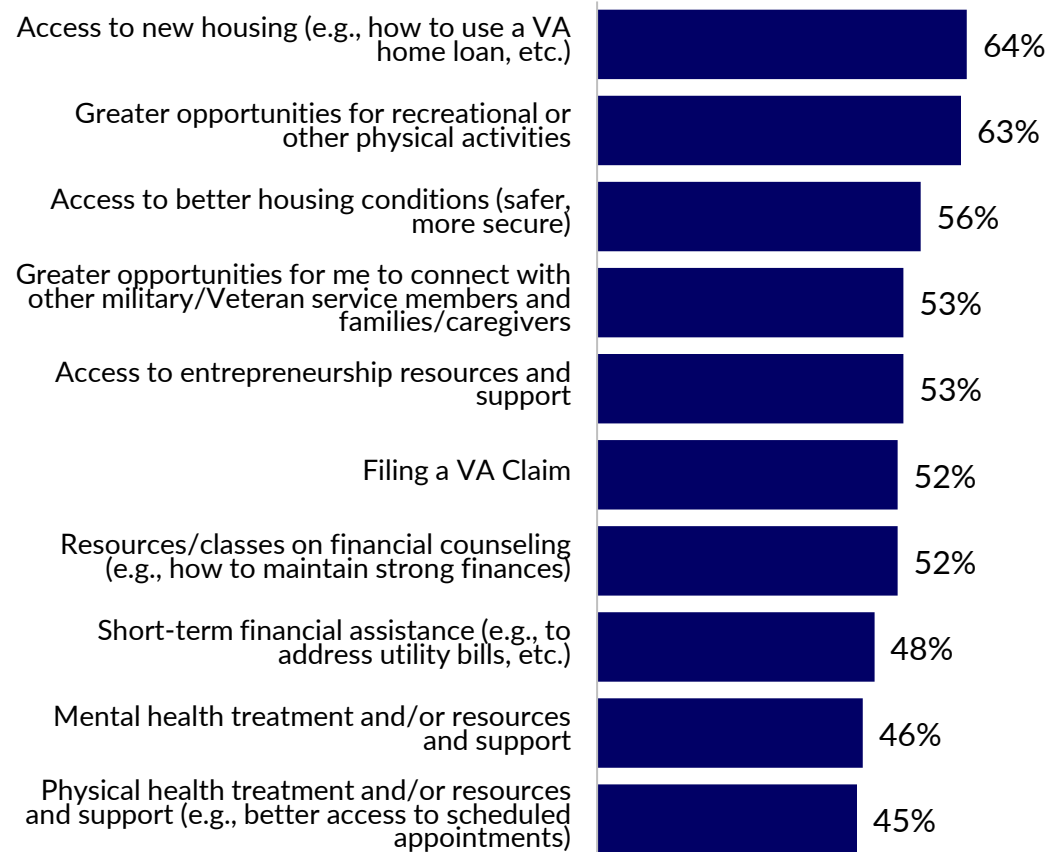
About half of those seeking assistance wanted help with filing a VA Claim.

About half of those seeking help wanted access to entrepreneurship resources and support, and about half wanted resources or classes on personal finances.

About half needed some type of short-term financial assistance.

Just under half were looking for mental health treatment or other mental health resources and support, or for physical health treatment or resources and support.

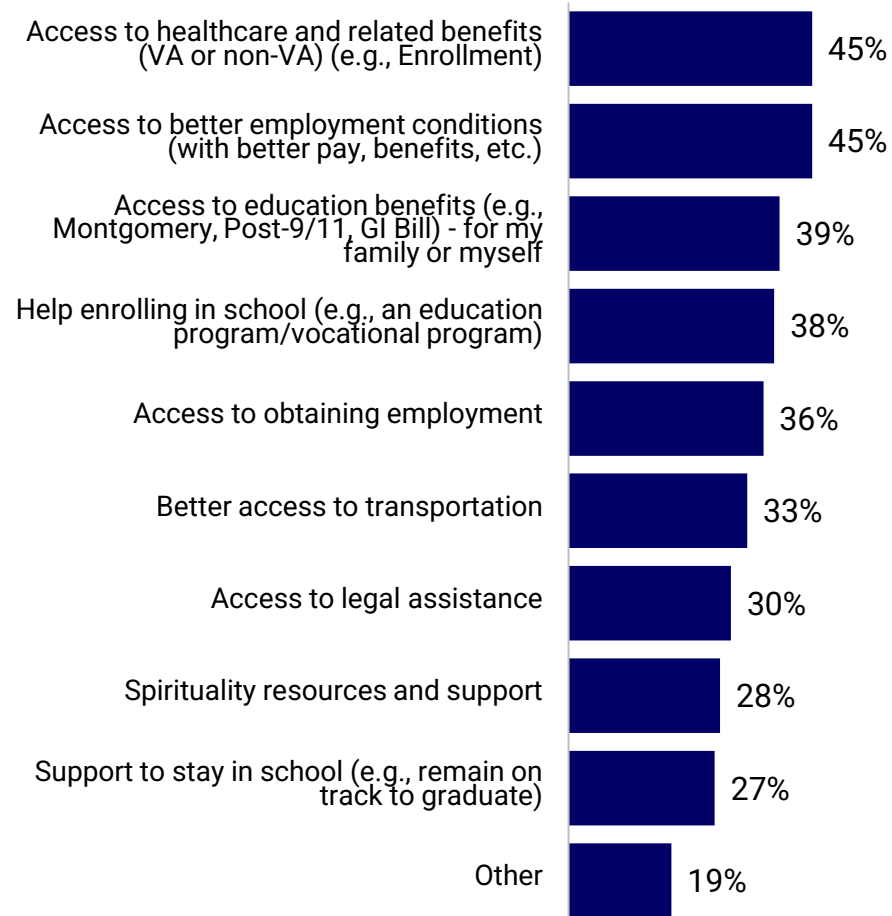
*Are you are seeking assistance or resources for any of the following?
Only asked of those who said they were in current need of assistance, services or care; percents shown are the percent who indicated they sought each. Most frequently sought assistance shown on this page; the next page displays the less frequently needed services*



Note: This question was answered only by Servicemembers themselves, family members or caregivers did not answer on behalf of a Veteran

Types of Assistance or Resources Sought by Servicemembers (continued)

*Are you are seeking assistance or resources for any of the following?
Only asked of those who said they were in current need of assistance, services or care; percents shown are the percent who indicated they sought each. Less frequently sought assistance shown on this page; the previous page displays the more frequently needed services*



Note: This question was answered only by Servicemembers themselves, family members or caregivers did not answer on behalf of a Veteran

Status of New York City Veteran Family Members or Caregivers

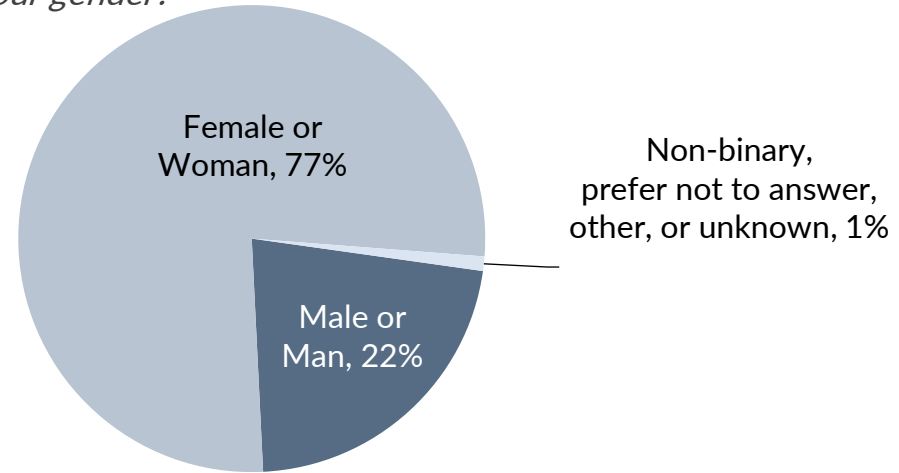


Family Member or Caregiver Gender and Race/Ethnicity

About three-quarters of surviving spouses, Veteran family members or Veteran caregivers identified as female, while 22% identified as male. About 1% were non-binary, held some other identity or preferred not to answer the question. The gender identify of family members/caregivers was much different than that of the Veterans or Servicemembers, of whom a large majority were male (see pages 10 and 27).

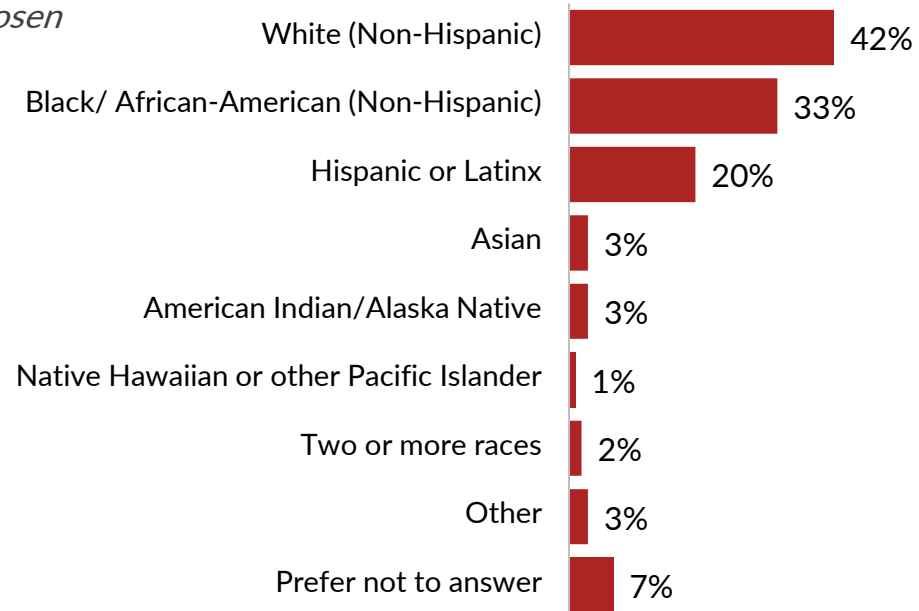
About 4 in 10 family members/caregivers identified as White (Non-Hispanic). About one-third identified as Black/African American, and 2 in 10 identified as Hispanic or Latinx.

What is your gender?



What is your racial/ethnic group? Please choose all that apply.

Totals may equal more than 100% as more than one category could be chosen

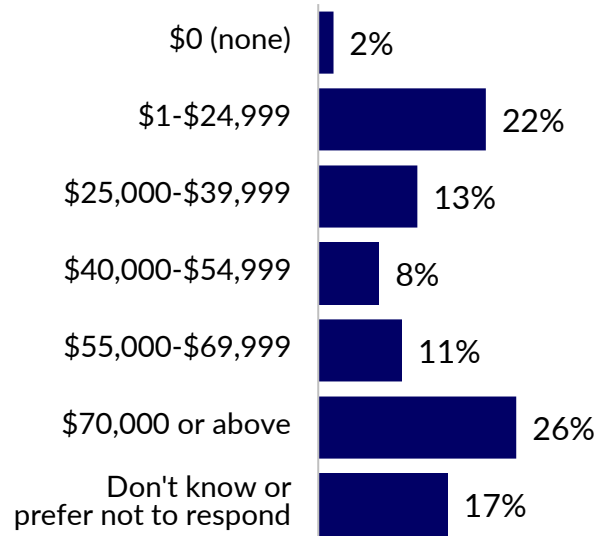


Family Member or Caregiver Annual Household Income and Household Size

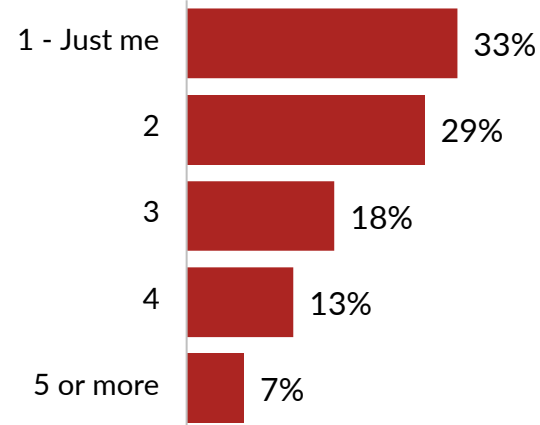
About 4 in 10 family members/caregivers (37%) had annual household incomes less than \$40,000. About one-quarter had annual household incomes of \$70,000 or more.

About one-third of family members/caregivers financially supported only themselves. About 3 in 10 supported themselves and one other person. Another 3 in 10 supported three or four people, while 7% supported five or more people.

Approximately how much was your household annual income for the previous year?



Including yourself, how many people do you financially support and consider to be part of your household?



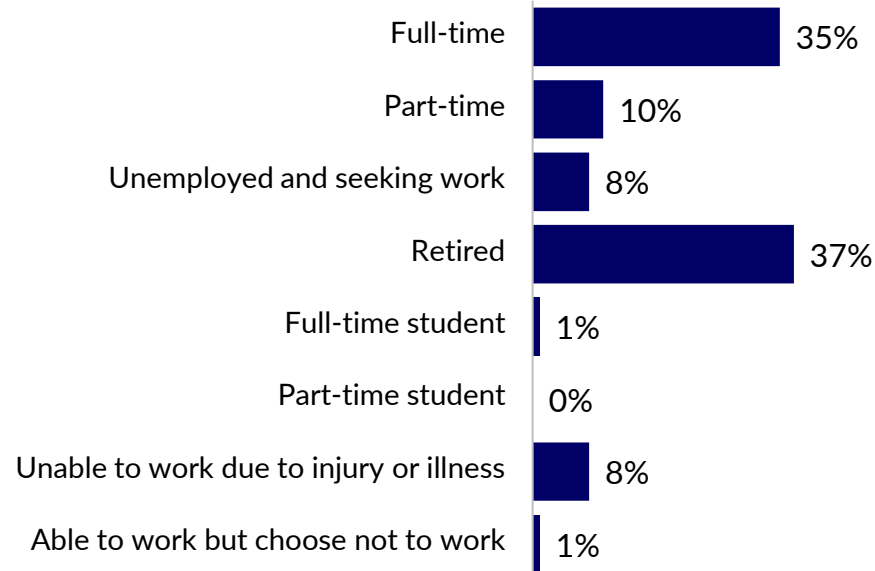
Family Member or Caregiver Employment and Education Status

About one-third of family members/caregivers were employed full time, while nearly 4 in 10 were retired.

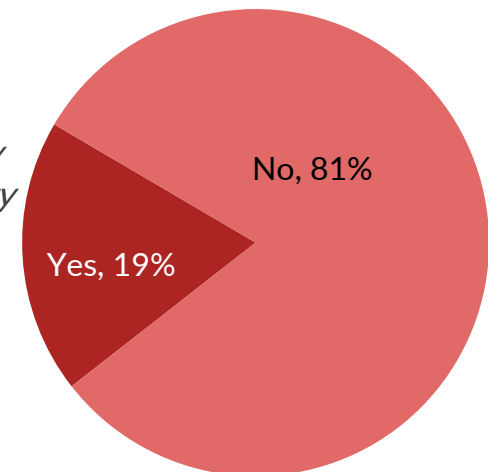
Nearly 1 in 10 were unemployed and seeking work, while another 1 in 10 were unable to work due to injury or illness.

Very few reported that they were a full-time or part-time student as their primary employment status. However, about 2 in 10 said that they or a member of their family were currently attending a post-secondary school.

What is your employment status?



Are you, or a member of your family currently attending a post-secondary school (for example, a college/university/trade school)?

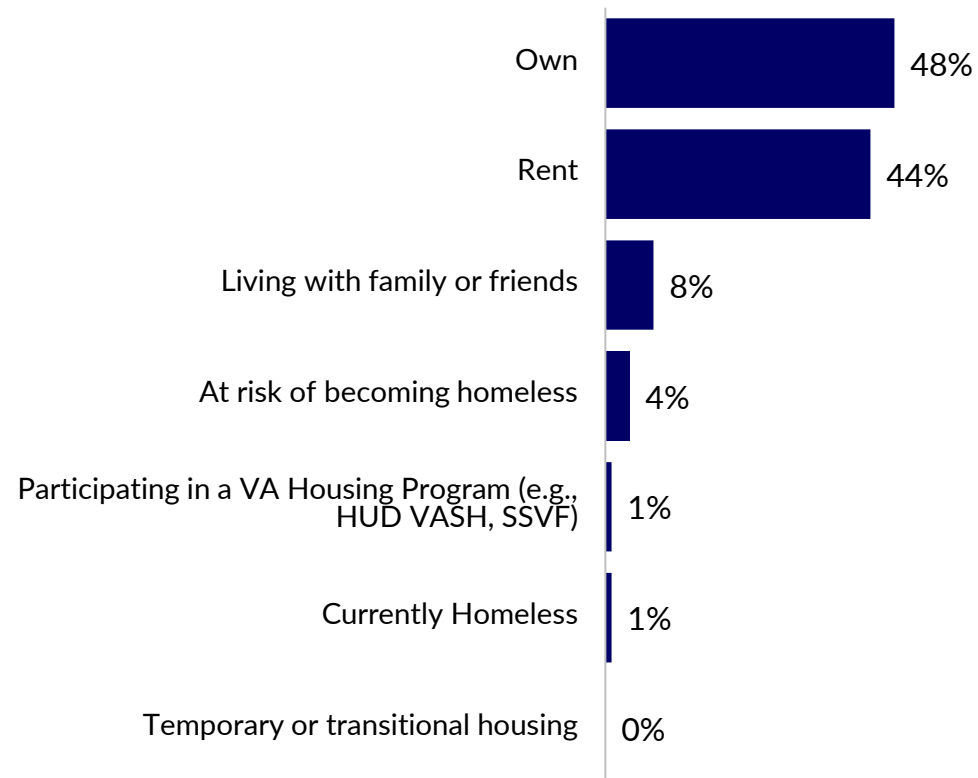


Family Member or Caregiver Housing Status

About 1% of family members/caregivers reported currently being homeless, and an additional 4% said they were at risk of becoming homeless. A handful (1%) were participating in a VA Housing Program. Nearly 1 in 10 said were living with family or friends.

Those in more traditional housing (regardless of whether they were at risk of homeless) were slightly more likely to own their home (48%) but nearly as many (44%) rented their home.

*What is your housing status? (Please check all that apply.)
Totals may equal more than 100% as more than one category could be chosen*

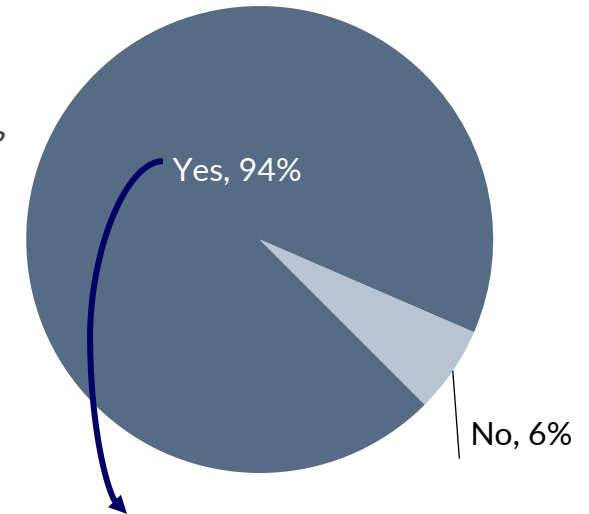


Family Member or Caregiver Health Insurance Status

Nearly all family members/caregivers reported having health insurance coverage, but 6% said they did not have any health insurance.

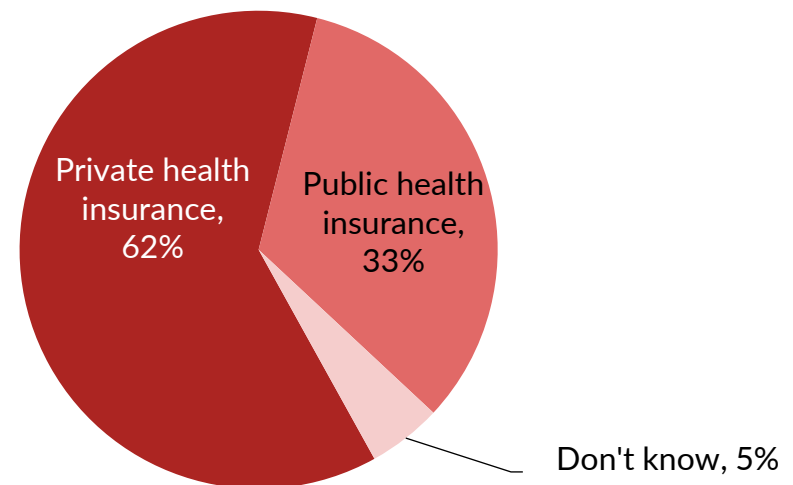
Among those who had health insurance coverage, about two-thirds had private health insurance, while about one-third had a form of public health insurance.

Do you have health insurance coverage?



Is the health insurance private (such as Blue Cross/Blue Shield, EmblemHealth or any employer-sponsored health insurance or health exchange private plan), or is it public health insurance (such as VA Healthcare, Medicaid, MetroPlus, or any other Federal, State, or City subsidized health plan)?

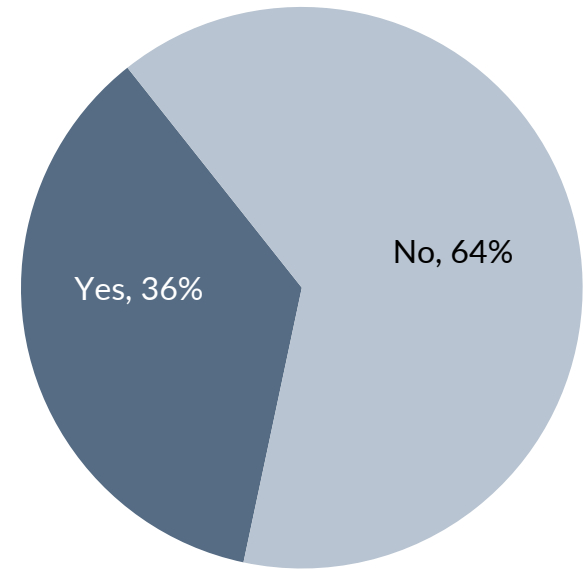
Only asked of those who said they have health insurance



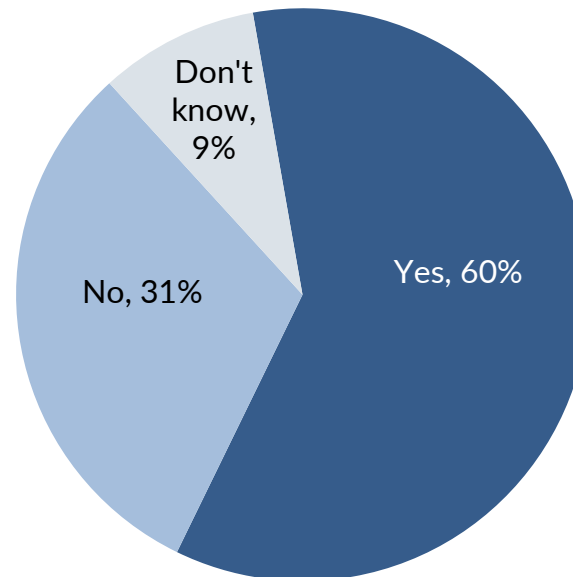
Family Member or Caregiver Health Insurance Status (continued)

Among the very few surviving spouses who participated in the survey, two-thirds reported that they were enrolled in or receiving VA Healthcare.

*Are you enrolled in or receiving VA Healthcare?
(Only asked of surviving spouses)*



Among the other family members/caregivers, about 6 in 10 said they eligible to receive VA Healthcare benefits or were enrolled in VA Healthcare

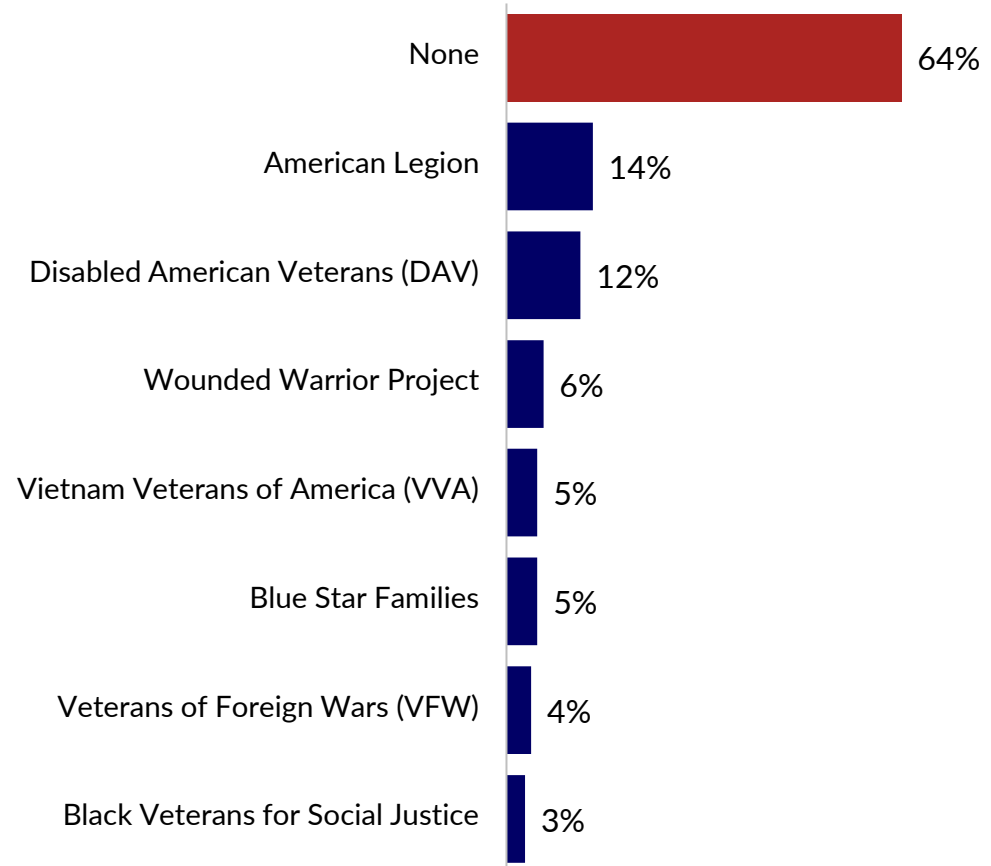


*Are you eligible to receive or enrolled in VA Healthcare benefits?
(Not asked of surviving spouses)*

Family Member/Caregiver Involvement with Veteran Service Organizations

*Which Veteran service organizations (VSO), if any, you are a member of or affiliated with? (Please check all that apply)
(Top choices shown here; the remainder are on the next page)
Totals may equal more than 100% as more than one category could be chosen*

When asked with which Veteran service organizations (VSO), if any, they were involved, 36% of family members/caregivers said they were a member or affiliated with one or more VSOs. The most common VSOs with which they were associated were the American Legion, Disabled American Veterans, and Veterans of Foreign Wars.



Family Member/Caregiver Involvement with Veteran Service Organizations (continued)

*Which Veteran service organizations (VSO), if any, you are a member of or affiliated with? (Please check all that apply)
(Less frequent choices shown here; the remainder are on the previous page)
Totals may equal more than 100% as more than one category could be chosen*

United War Veterans Council (UWVC)	2%
Tragedy Assistance Program for Survivors (TAPS)	2%
Team RWB	2%
Paralyzed Veterans of America	2%
National Association of Black Military Women	2%
Gold Star Wives of America	2%
American Veterans (AMVETS)	2%
Team Rubicon	1%
New York City Veterans Alliance	1%
Military Order of the Purple Heart	1%
Iraq & Afghanistan Veterans of America (IAVA)	1%
Hidden Heroes	1%
Travis Manion Foundation	0%
The Mission Continues	0%
Student Veterans of America (SVA)	0%
SAGE Vets	0%
Marine Corps League	0%
Catholic War Veterans	0%
Bunker Labs	0%
Other	0%

Family Member or Caregiver Typical Weekly Experiences

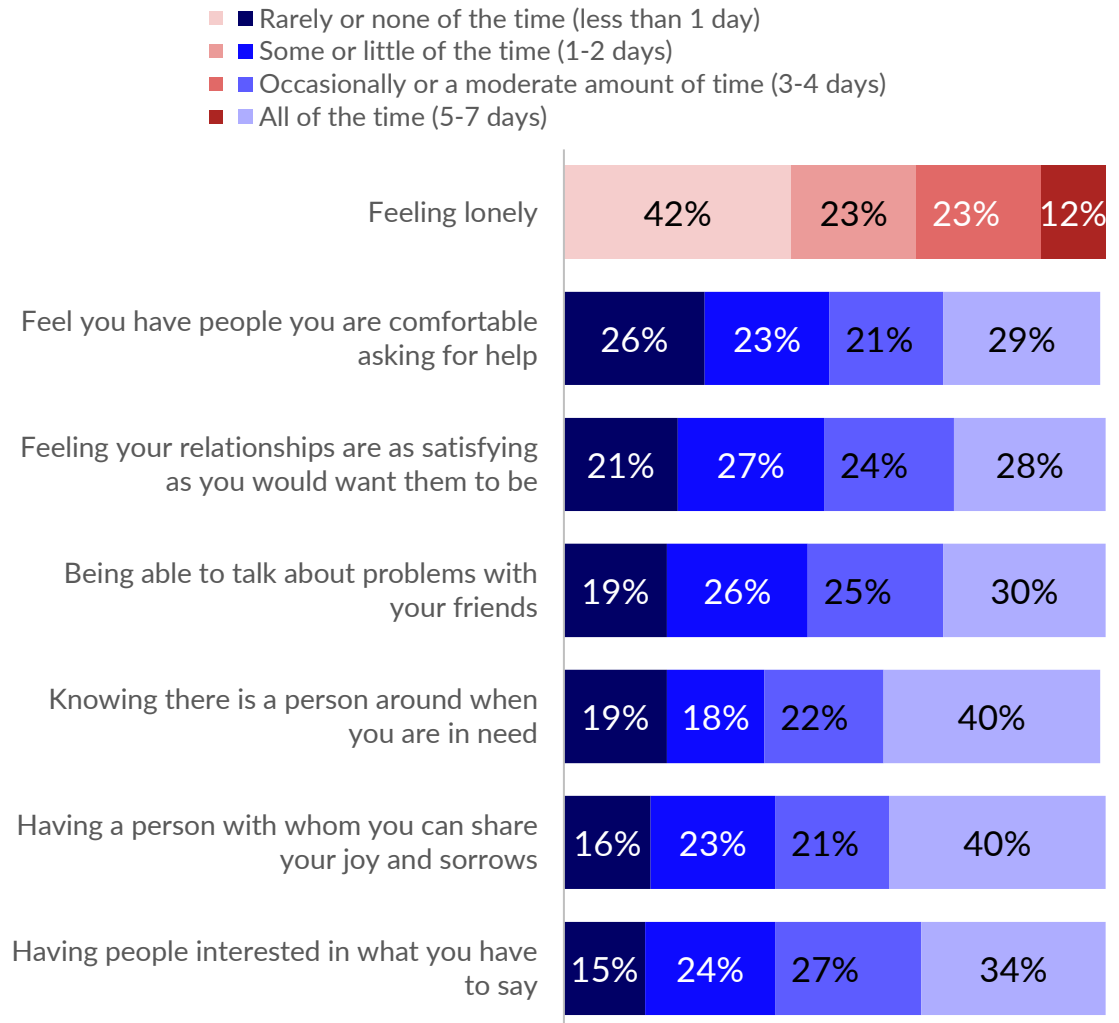
About one-third of family members/caregivers reported that they feel lonely 3 or more days in a typical week.

About half of family members/caregivers said they have people they are comfortable asking for help or feeling their relationships are satisfying only 2 days a week or less in a typical week.

Forty-five percent reported being able to talk about problems with friends only 2 days a week or less.

About 4 in 10 feel like they know a person is around when they are in need, or they have a person with whom they can share joys and sorrows, or have people interested in what they have to say only 2 days a week or less.

In a typical week, how often do you experience each of the following?



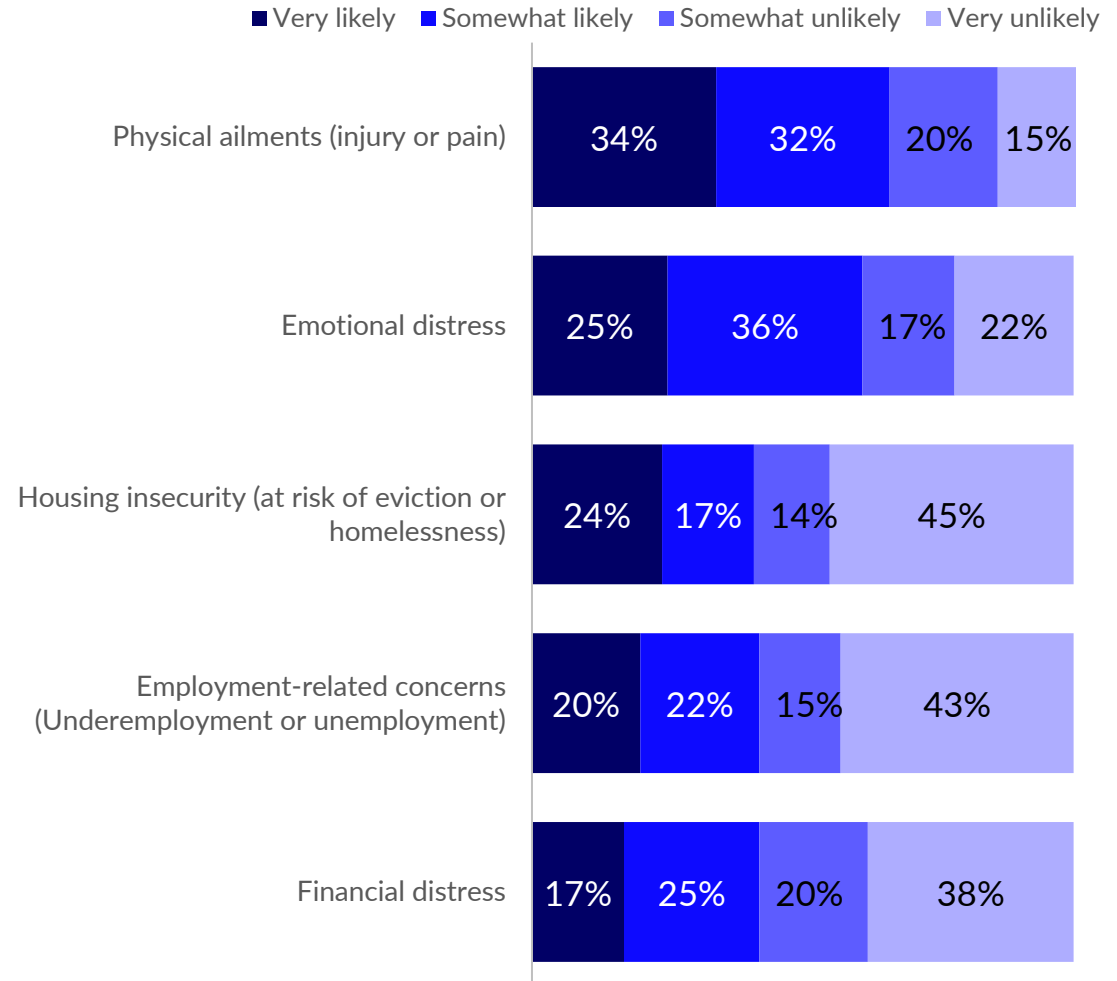
Family Member or Caregiver Likelihood of Seeking Help

Family members/caregivers were more likely to seek help for physical ailments than other kinds of troubles, but even for physical ailments, about one-third said they were unlikely to seek help. About two-thirds said they would be at least somewhat likely to seek help for a physical ailment.

About 6 in 10 said they would be at least somewhat likely to seek help for emotional distress, while 4 in 10 would be at least somewhat unlikely to do so.

About 4 in 10 family members/caregivers said they would be at least somewhat likely to seek help for housing insecurity, employment related concerns or financial distress, but 6 in 10 would be at least somewhat unlikely to do so.

How likely are you to seek help from family, friends, caregivers, a behavioral health counselor or a fellow Veteran when experiencing any of the following:



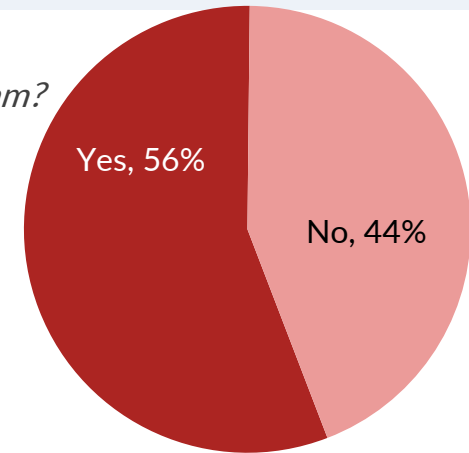
Family Member or Caregiver Awareness of DVS and VA Home Loan Program

Over half of family members/caregivers (56%) reported that they were aware of the VA home loan program.

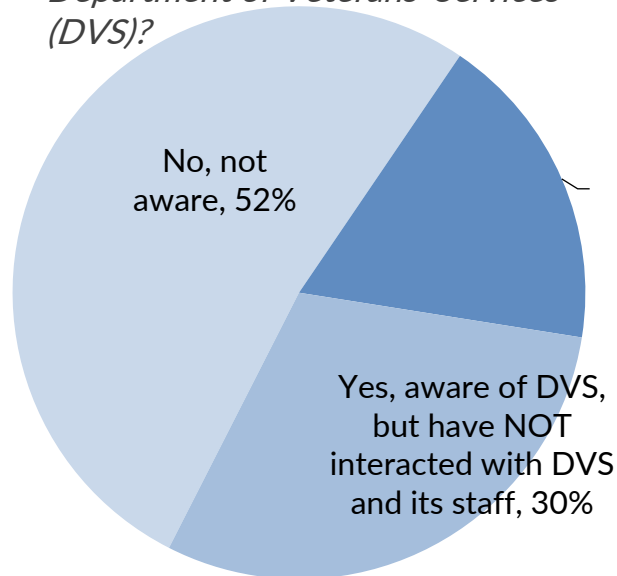
They had less familiarity with the New York City Department of Veterans' Services, but about half aware of DVS. Eighteen percent said they were aware of DVS and had interacted with the agency.

In addition, family member and caregiver survey participants were asked they would be interested in joining the newsletter for information on DVS and other Veteran-related news; nearly 6 in 10 (57%) were interested in joining (data not shown).

Are you aware of the VA home loan program?



Are you aware of the New York City Department of Veterans' Services (DVS)?

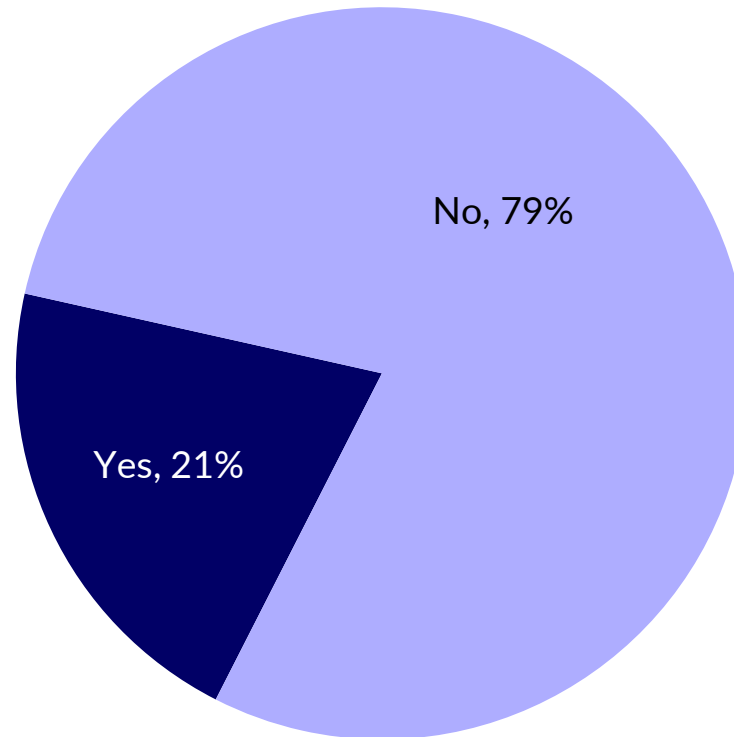


Yes, aware of DVS and HAVE interacted with DVS and its staff, 18%

Family Member or Caregiver Need of Assistance, Services or Care

About 2 in 10 family members/caregivers reported that they were in current need of assistance, services or care. Survey participants were informed that if they were having thoughts of suicide or hurting others, or experiencing an emotional crisis, that they should call 911 or go to the nearest emergency room for immediate assistance. They were also provided phone numbers for the Veterans' Crisis Line and NYC Well, as well as options for texting with these resources.

Are you in current need of assistance, services, or care?

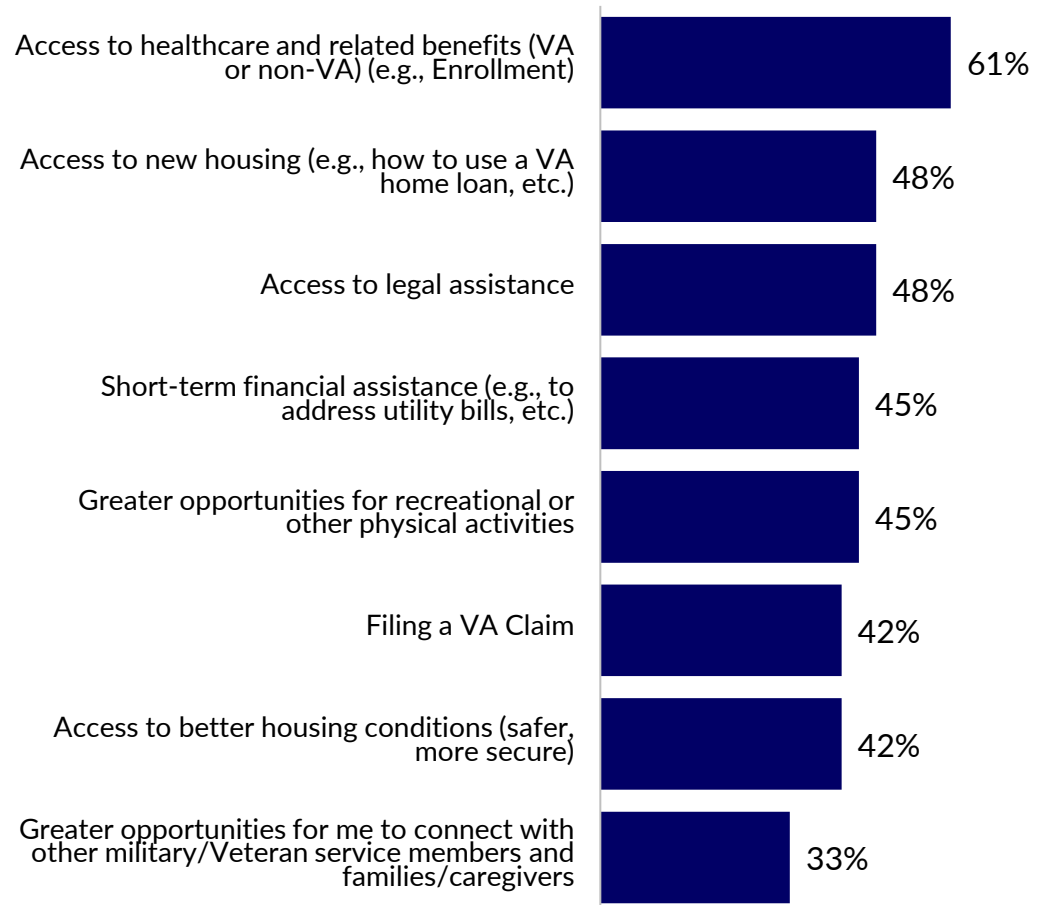


Types of Assistance or Resources Sought by Family Members/Caregivers

Those who reported they did have some kind of need for assistance, services or care were asked what types of resources they were seeking.

Among those with a need, access to healthcare or related benefits was the most common type of assistance needed. Access to housing, legal, or financial assistance were also commonly mentioned needs. Many family members/caregivers were also seeking opportunities for recreation or physical activities. Assistance with filing a VA Claim was another common need.

*Are you are seeking assistance or resources for any of the following?
Only asked of those who said they were in current need of assistance, services or care; percents shown are the percent who indicated they sought each. Most frequently sought assistance shown on this page; the next page displays the less frequently needed services*



Types of Assistance or Resources Sought by Family Members/Caregivers

*Are you are seeking assistance or resources for any of the following?
Only asked of those who said they were in current need of assistance, services or care; percents shown are the percent who indicated they sought each. Less frequently sought assistance shown on this page; the previous page displays the more frequently needed services*

