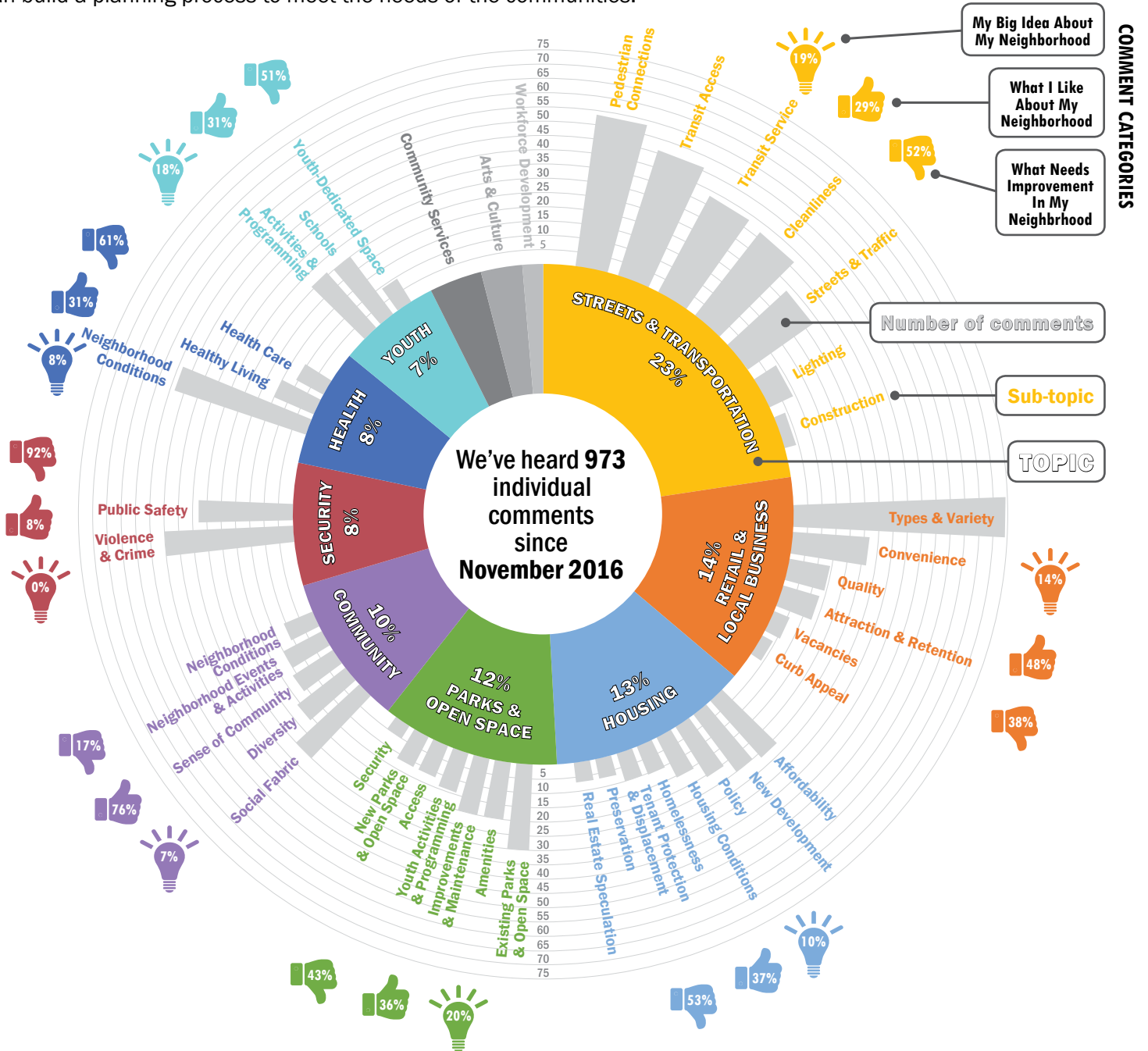


COMMUNITY INPUT SNAPSHOT

What was the process?

For the past year, we have been in listening mode, hearing from the communities around Southern Boulevard about what they would like to see addressed in a neighborhood plan, what major challenges are in the area, and how we can build a planning process to meet the needs of the communities.



Where do these comments come from?



Survey

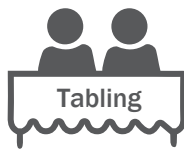
51%

Launched: November 2016
260+ completed surveys to-date

As recommended by the Planning Partners, DCP Bronx created an ongoing Community Survey (paper and online, in English and Spanish) to identify many of the larger issues and gather baseline information from people who live and work in the areas around Southern Boulevard.

For this analysis, community members' comments were taken from their answers to two of the survey's open-ended questions:

- *What is your favorite thing about this area?*
- *If you could change one thing about this area, what would it be?*



Tabling

36%

- Urban Health Plan
- Bronx Rising!: Afro-Latino Identities
Bronx Music Heritage Center Lab
- Sheridan Teen Summit
YMP/The POINT/FLHFHS
- South Bronx Culture Trail
Festival Casita Maria
- Bronx Summer Fest
WHEDco
- Fiesta de San Juan
Urban Health Plan
- 5k Canoe Challenge
Bronx River Alliance
- South Bronx Rising Together Education Summit
- Casita Maria BLITZ
- Casa Boricua Community Fair
- CB2 Back to School Event
- Clinton East Block Party/Community Day
- Community Rowing
Rocking the Boat
- Fannie Lou Hamer Freedom HS Open House

As recommended by the Planning Partners, DCP Bronx went to events and festivals in the communities around Southern Boulevard listening, engaging, and learning from residents about their neighborhoods. DCP had the opportunity to introduce stakeholders to the study and gain local insight through visioning and mapping exercises.

For this analysis, community members' individual comments were taken from the mapping exercise, which were categorized as:

- *What I Like*
- *What Needs Improvement*
- *My Big Idea*



Small Group

13%

- Banana Kelly Resident Leadership Meeting
- Casa Boricua Senior Center
- Southern Boulevard BID
- Fannie Lou Hamer Freedom HS PTA Meeting
- Planning Partners Meeting #1: Public Engagement Process
- Planning Partners Meeting #3: Why Plan Here? Planning Process 2
- CM Salamanca Housing Roundtable
- Community Board 2
- Community Board 3

As recommended by the Planning Partners, DCP Bronx engaged in small group meetings with a variety of different community groups, seeking to meet residents and stakeholders where they are. These ranged from very broad to very topic-focused conversations, and were an opportunity for stakeholders to shape the planning process and ensure their local knowledge informs the study.

For this analysis, community members' individual comments were taken from note-taking records of each meeting.

COMMUNITY FABRIC INPUT

What has been said?

76% What I Like About My Neighborhood

1. SOCIAL FABRIC

"The people. More specifically, the authenticity of the people who live here; their grit." — Community Survey
"The energy of the people" — Community Survey
The people are very welcoming and nice — Fiesta de San Juan
Very neighborly — Bronx Summer Fest

2. DIVERSITY

"Diversity of cultures, music, events, friendly people, family-oriented, community involvement." — Community Survey
"The diversity of the community and the desire of many to do better." — Community Survey
"Culturally diverse" — Community Survey

3. SENSE OF COMMUNITY

"The people. There are all races, religions, shapes, sizes and ages. We manage to maintain a family feeling and are friendly and helpful." — Community Survey
We don't live in neighborhoods, we live in communities because we are family — Banana Kelly Resident Leadership Meeting
"The people! This neighborhood has a rich history of social activism and community organizing." — Community Survey

17% What I Think Needs Improvement

1. NEIGHBORHOOD EVENTS & ACTIVITIES

Need for adequate places to gather and socialize — Casa Boricua Senior Center
"More events or activities to get involved" — Community Survey
More ads for local events, better publicity — Clinton East Community Day

2. SOCIAL FABRIC

"It would be the people. Most people in my neighborhood don't care about anything [in and about the community]" — Community Survey
"That people be more affectionate and amicable" — Community Survey

3. SENSE OF COMMUNITY

"More inclusivity among all shareholders of the neighborhood." — Community Survey
"The appearance and the disrespectful behaviors of people who live here" — Community Survey
"Unity, for my community to be more united" — Community Survey

7% My Big Idea About My Neighborhood

1. NEIGHBORHOOD EVENTS & ACTIVITIES

More block parties, community events — CB2 Back to School Event
Social programs aimed towards middle-age residents — CB2 Back to School Event
Community walks — Casita Maria BLITZ

2. NEIGHBORHOOD CONDITIONS


Make sure positive changes are for neighborhood residents — Planning Partners Meeting #1
"Less population [density] overall" — Community Survey

What is this information saying?

Based on input from the Community Survey, tabling exercise, and small group discussions, we have drafted a set of emerging themes for this topic area.

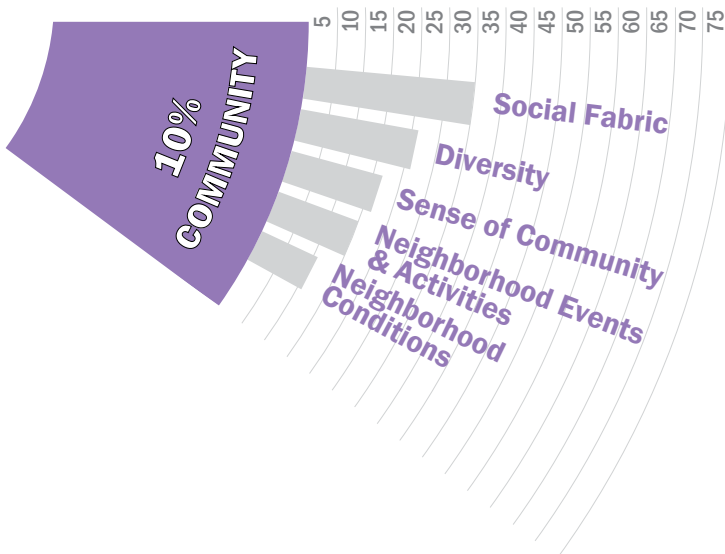
 **MANY PEOPLE ARE FRIENDLY, NEIGHBORLY, AND INVOLVED IN THE COMMUNITY, BUT IT COULD BE MORE INCLUSIVE**

 **THE PEOPLE ARE VERY DIVERSE**

 **THE AREA HAS A STRONG SENSE OF COMMUNITY AND FAMILY STEMMING FROM ITS RICH HISTORY**

 **THE AREA HAS IMPROVED AND CONTINUES TO IMPROVE**

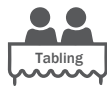
 **COMMUNITY EVENTS ARE GREAT, BUT THERE COULD BE MORE AND THEY COULD BE BETTER ADVERTISED**



Where do these comments come from?



78%



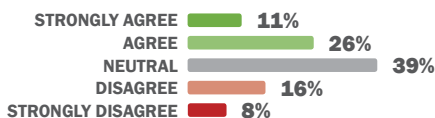
19%



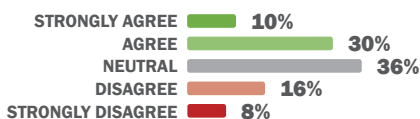
3%

What do Community Survey responses say?

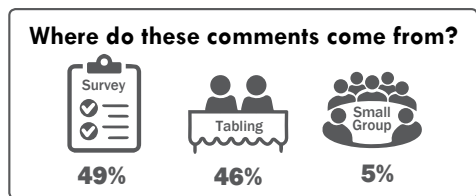
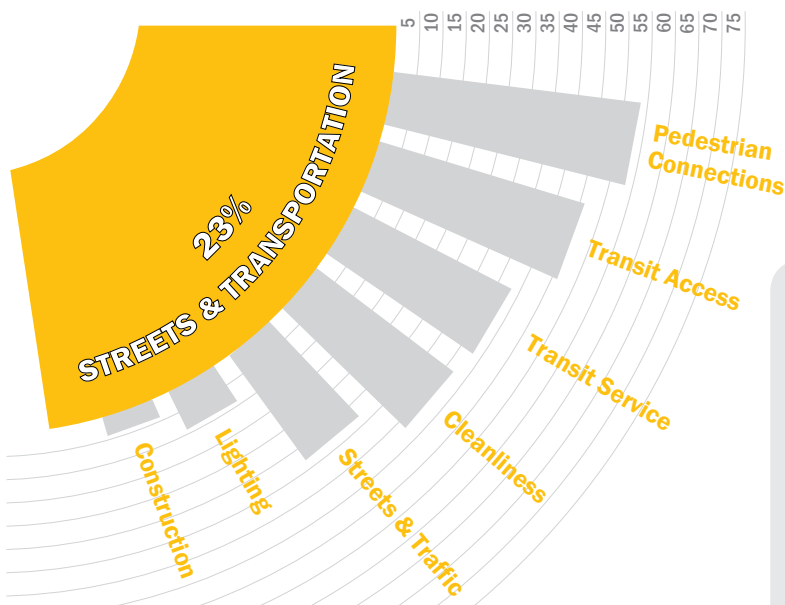
This area has neighbors that help each other.



This area has community events and resources.

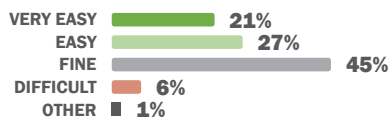


STREETS & TRANSPORTATION INPUT

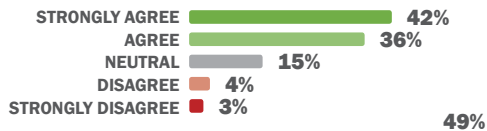


What do Community Survey responses say?

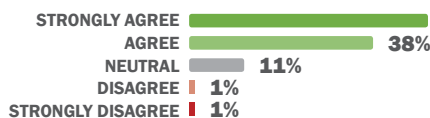
How easy is it to go to other parts of the city/region?



This area is close enough to trains/subways.



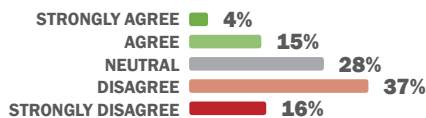
This area is close enough to buses.



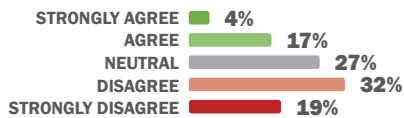
This area has safe crosswalks and streets.



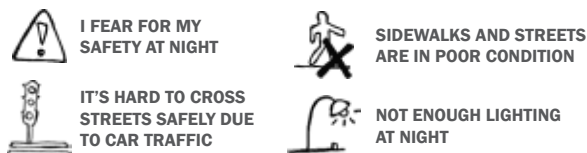
This area has safe bike routes.



This area is clean and well maintained.



As a pedestrian or cyclist, the reason it can be hard to get around the neighborhood is that: (Top 4 responses)



What would make getting around the neighborhood easier, safer, and nicer for you?

"Slower speed limits"
 "Protected bike lanes and bus shelters, sidewalk islands."
 "Better condition of sidewalks, more lighting"
 "Better ways for the bus to get around"
 "Bus route to be closer and buses to be running frequently"

What has been said?

29% What I Like About My Neighborhood

- 1. TRANSIT ACCESS**
 "Trains (2/5/6), access to highways and to bridges" — Community Survey
 "Convenient to live by the train and bus services" — Community Survey
- 2. TRANSIT SERVICE**
 Good train and bus service — Casa Boricua Senior Center
 Bx 4 and 11 work great — Bronx Summer Fest
- 3. PEDESTRIAN CONNECTIONS**
 "My favorite thing about this neighborhood is that everything you need is walking distance" — Community Survey

52% What I Think Needs Improvement

- 1. STREETS**
 Dangerous intersection, always accidents — FLHFHS Open House
 Lack of parking, maybe use empty lot? Needs to be affordable — S. Blvd. BID Meeting
- 2. CLEANLINESS**
 "Trash in streets and sidewalks. People do not pick up after their dogs. Improve trash collection." — Community Survey
 Dirty, more trash cans — S. Blvd. BID Meeting
- 3. PEDESTRIAN CONNECTIONS**
 Better pedestrian safety, including improved crosswalks, signals, and other safety features — Casa Boricua Senior Center
 South portion of study area more disconnected from section to the north (loud, lots of cars, doesn't feel safe, lack of vitality helping to connect spaces) — Planning Partners Meeting #3: Why Plan Here?

19% My Big Idea About My Neighborhood

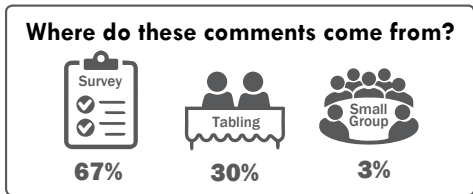
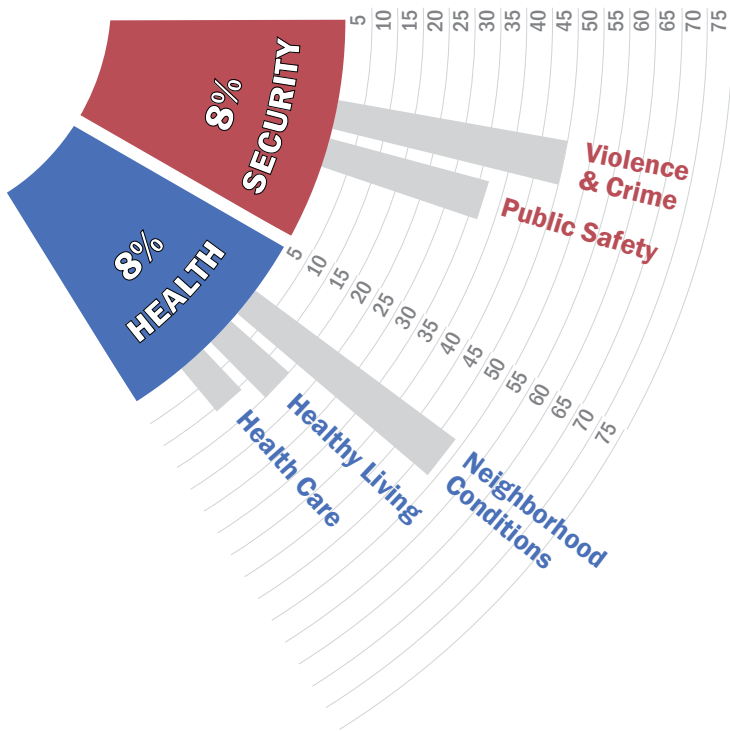
- 1. PEDESTRIAN CONNECTIONS**
 Elevated walkway across Sheridan to Starlight park — 5k Canoe Challenge
 "Better lighting and wayfinding/seamless transition from 163/Southern to Hunts Point Boulevard across the Bruckner" — Community Survey
- 2. STREETS**
 "No cars would be able to park, if they do not live on the block. Parked cars leave their garbage in the street, then the city issue homeowners tickets!!" — Community Survey
 "Install speed bumps to slow down traffic coming off of the Sheridan Expressway" — FLHFHS Open House
- 3. TRANSIT ACCESS**
 "Build an elevator in every train station for the elderly." — Community Survey

What is this information saying?

Based on input from the Community Survey, tabling exercise, and small group discussions, we have drafted a set of emerging themes for this topic area.

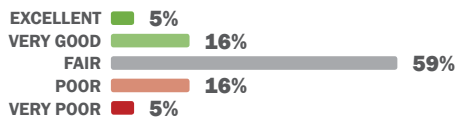
- IT IS CONVENIENT TO WALK PLACES, BUT SIDEWALKS CAN BE IN DISREPAIR AND FEEL POORLY LIT & DIRTY
- TRANSIT ACCESS IS GREAT, BUT SOME BUS LINES CAN BE UNRELIABLE
- SOME STREETS CAN BE DANGEROUS AND CONFUSING FOR PEDESTRIANS, CYCLISTS AND/OR MOTORISTS
- PARKING CAN BE DIFFICULT TO FIND IN SOME AREAS, ESPECIALLY WITHIN THE SOUTHERN BLVD BID

HEALTH & SECURITY INPUT

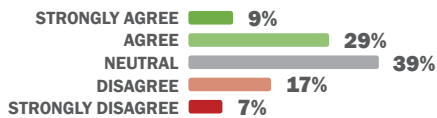


What do Community Survey responses say?

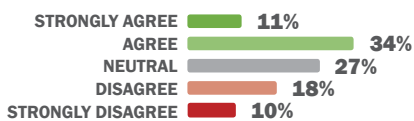
How would you rate the quality/availability of health care services in your community?



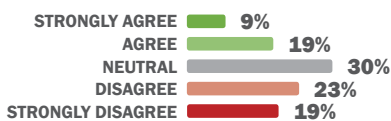
This area has quality health services.



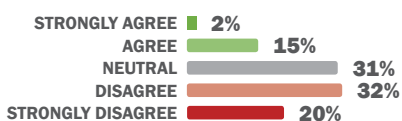
This area has places to exercise.



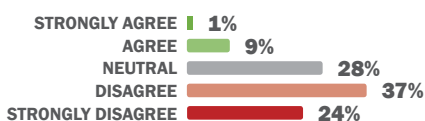
This area has fresh, healthy foods.



This area is safe for our health.



This area is safe from crime.



What has been said?

19% What I Like About My Neighborhood

1. NEIGHBORHOOD CONDITIONS

"Sometimes it can be very peaceful and quiet" — Community Survey
Fresh produce stores — Fiesta de San Juan

2. HEALTH CARE

Urban Health Plan clinic is excellent — Fiesta de San Juan
Programs for drug users at St. Ann's Center of Harm Reduction — Casita Maria BLITZ

3. PUBLIC SAFETY

"It clean and safe because there are lots of maintenance workers and security" — Community Survey
"There are enough school safety guards" — Community Survey

77% What I Think Needs Improvement

1. VIOLENCE & CRIME

"The gun presence among the teenage/early 20's generation. The young men selling drugs and fighting - especially around schools." — Community Survey

"Crime, teen gangs." — Community Survey

"More police and more street lights. The streets are very dark. Many people have been robbed and mugged." — Community Survey

A lot of delinquencies, drug use on streets — Bronx Summer Fest

2. NEIGHBORHOOD CONDITIONS

"There is too many fast food restaurants and not enough healthy foods to consume." — Community Survey

Not enough healthy places to eat, better health education needed — Community Board 3

The factory causes my asthma to become worse — Community Rowing

3. PUBLIC SAFETY

"Make it safer, more police presence, less loitering" — Community Survey
Safety - people don't want to be out late at night due to crime, unlit areas, dangerous areas, etc. — Planning Partners Meeting #3

Teens simply sometimes can't go to the next block over due to (gang-related) issues. — Planning Partners Meeting #3

4% My Big Idea About My Neighborhood

1. NEIGHBORHOOD CONDITIONS

"There would be more health food restaurants and cozy coffee shops" — Community Survey

Bring stores in that add to community like healthy foods and services — CM Salamanca Housing Roundtable

2. HEALTHY LIVING

"I would bring a gym to my neighborhood." — Community Survey

3. HEALTH CARE

Create rehab programs for addicts outside of the neighborhood — Casa Boricua Senior Center

What is this information saying?

Based on input from the Community Survey, tabling exercise, and small group discussions, we have drafted a set of emerging themes for this topic area.

IT CAN BE QUIET AND CALM IN AREAS AT TIMES, BUT CRIME, GANG VIOLENCE, DRUG DEALING, OPEN DRUG USE, AND PROSTITUTION ARE MAJOR CONCERNS

MANY PEOPLE ARE FRIENDLY, NEIGHBORLY, AND INVOLVED IN THE COMMUNITY, BUT IT COULD BE MORE INCLUSIVE

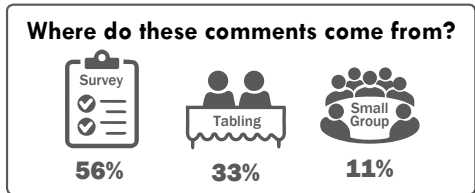
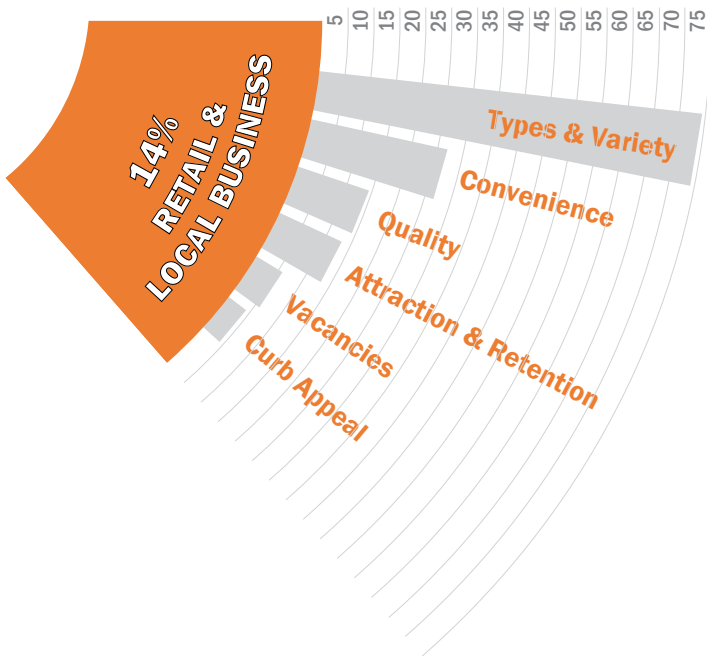
THERE COULD BE MORE POLICE PRESENCE TO ADDRESS CONCERNS OF SAFETY AT NIGHT AND POOR LIGHTING IN AREAS

THERE ARE TOO MANY FAST FOOD RESTAURANTS AND A NEED FOR MORE SUPERMARKETS AND RESTAURANTS WITH HEALTHY FOOD OPTIONS

THERE IS A CONCERN OF POOR AIR QUALITY IN THE AREA

MANY FEEL THAT THERE IS GOOD ACCESS TO QUALITY HEALTH CARE, LIKE URBAN HEALTH PLAN, BUT COULD HAVE BETTER ACCESS TO GYMS, FITNESS CLASSES, ETC.

RETAIL & LOCAL BUSINESS INPUT

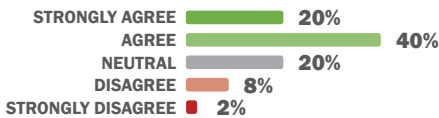


What do Community Survey responses say?

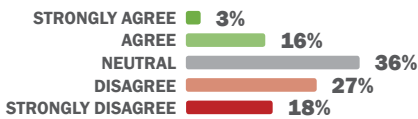
Where do you shop in this area? (Top 4 responses)

- #1 **SOUTHERN BOULEVARD**
btwn 163rd & Westchester
- #2 **OTHER**
outside of the neighborhood
- #3 **NEW HORIZONS SHOPPING CENTER**
aka Cross Bronx Plaza
- #4 **OTHER**
within the neighborhood

This area has places to shop.



This area has decent jobs for residents.



What types of food stores would you like to see more of in this area? (Top 4 responses)

- #1 **HEALTHY RESTAURANT OPTIONS**
- #2 **OPTIONS OF FRESH FRUIT & PRODUCE**
- #3 **SIT DOWN RESTAURANTS**
- #4 **HEALTH FOOD STORES**

What types of shops and businesses would you like to see more of in this area? (Top 4 responses)

- ENTERTAINMENT OPTIONS LIKE AN ARCADE, BOWLING ALLEY, ETC.
- BOOKSTORES
- MOVIE THEATERS
- GYM AND FITNESS FACILITIES
COMMUNITY GATHERING SPACES

ARTS VENUES, JOB & TECH/COMPUTER TRAINING were within the TOP 4 responses of what services there could be more of in this area.

What has been said?

48% What I Like About My Neighborhood

1. TYPES & VARIETY

"The small businesses and Hispanic culture" — Community Survey
"The variety of stores and restaurants nearby" — Community Survey

2. CONVENIENCE

"Conveniences of diverse supermarkets, stores and variety of food" — Community Survey
"I like how close everything is near my house, corner store, laundry mat, supermarket" — Community Survey

3. QUALITY

Lots of improvements with stores — Fiesta de San Juan
Retail has improved — Casita Maria BLITZ

38% What I Think Needs Improvement

1. TYPES & VARIETY

Many of the same stores (sneaker shops, jewelry shops, pawn shops, dollar stores, etc.) — Planning Partners Meeting #3
Lack of entertainment (music, bowling alley, movie theatre, stuff for kids) — Southern Boulevard BID
More sit-down restaurants — Casita Maria BLITZ

2. QUALITY

Better restaurants with good food — Fiesta de San Juan
Higher quality retail — Bronx Summer Fest
"More access to quality grocery stores" — Community Survey

3. ATTRACTION & RETENTION

There aren't enough food options because of difficulty attracting national brands, while mom and pop shops also need to help to meet local cultural demands — Planning Partners Meeting #3
Commercial space is not appropriately sized — Community Board 3

14% My Big Idea About My Neighborhood

1. TYPES & VARIETY

"More night-time entertainment, be it quality restaurants, bars or maybe a movie theater. Southern Blvd. is particularly desolate at night" — Community Survey
Café, internet café with jazz/bookstore/local art/culture — Casita Maria BLITZ

2. ATTRACTION & RETENTION

One big activating event [on Southern Blvd] — Southern Boulevard BID

3. CONVENIENCE

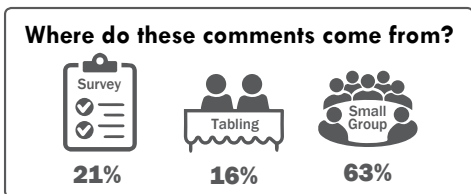
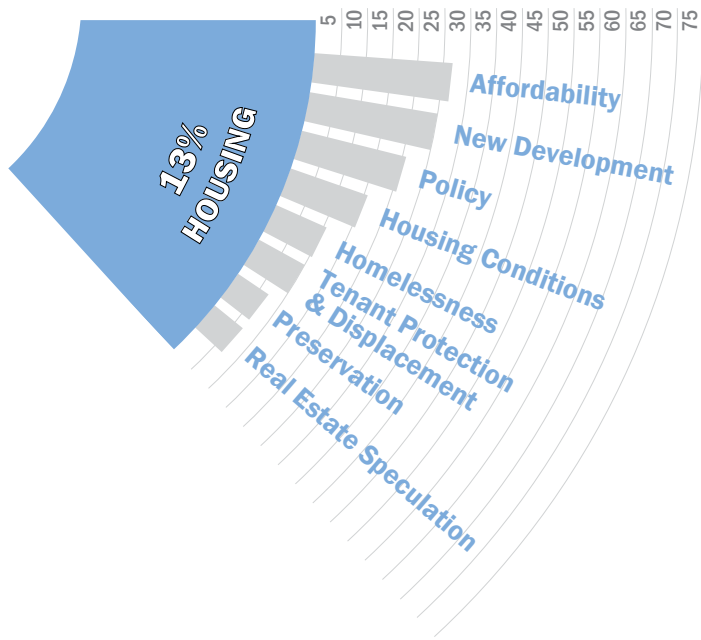
Create a "hub" and connections to commercial areas — Planning Partners Meeting #3

What is this information saying?

Based on input from the Community Survey, tabling exercise, and small group discussions, we have drafted a set of emerging themes for this topic area.

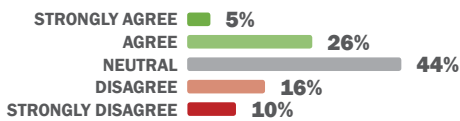
- FOR MOST PEOPLE, THE TYPES, VARIETY, AND CONVENIENCE OF SHOPPING, FOOD, MOM & POP, AND LOCAL STORES ARE VIEWED AS ASSETS IN THE COMMUNITY
- HIGH RETAIL VACANCY RATE WITH A LACK OF SIT DOWN RESTAURANTS AND ENTERTAINMENT OPTIONS
- OFTEN THERE ARE TOO MANY OF THE SAME TYPE OF STORE IN THE AREA SUCH AS LIQUOR, DOLLAR, AND FAST FOOD STORES
- THE QUALITY OF STORES COULD BE IMPROVED ESPECIALLY GROCERY, RESTAURANT, AND CLOTHING

HOUSING INPUT

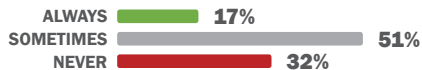


What do Community Survey responses say?

This area is affordable to live in.



If there is an issue with housing (apartment conditions, heat/hot water, mold, bedbugs, etc.), how often do you call 311?



What are the most urgent housing issues in this area? (Top 4 responses)



What has been said?

37% What I Like About My Neighborhood

1. AFFORDABILITY

"Low cost of living" — Community Survey
 "Rent is affordable" — Community Survey

2. PRESERVATION

"My home [is my favorite thing about this area]" — Community Survey
 "I don't want to be pushed out of my neighborhood" — Community Survey

3. HOUSING CONDITIONS

Physical conditions of buildings have improved — Fiesta de San Juan

53% What I Think Needs Improvement

1. AFFORDABILITY

Most people in the community are low-income and make less than 30% of AMI. How can we get more low-income units in the neighborhood? — Banana Kelly Resident Leadership Meeting
 "What incomes are served by HPD's affordable housing?" — Community Survey

2. POLICY

Applicants never hear back from Housing Connect lotteries — CB 3 Meeting
 The affordable housing being built does not serve very low-income residents, and so does not reflect the incomes of the neighborhood. — CM Salamanca Housing Roundtable
 Homelessness is a major issue, what can we do about it? — Banana Kelly Resident Leadership Meeting

3. HOUSING CONDITIONS

Reporting to 311 is good for documentation, but violations are still not being addressed. — Banana Kelly Resident Leadership Meeting
 Absentee landlords/building owners do not maintain their properties — Planning Partners Meeting #3
 Older properties need physical repairs, including NYCHA — Banana Kelly Resident Leadership Meeting

10% My Big Idea About My Neighborhood

1. NEW DEVELOPMENT

More affordable housing for people with disabilities — Fiesta de San Juan
 More housing for grandparents taking care of grandchildren — Clinton East Community Day
 "More housing along subway lines" — Community Survey

2. POLICY

Need more housing dedicated to community members already here (community preference) — CM Salamanca Housing Roundtable
 Need for reinvestment in tax credit programs, or vehicles to reinvest — CM Salamanca Housing Roundtable
 Possibility of independent monitoring for housing lottery — CM Salamanca Housing Roundtable

3. AFFORDABILITY

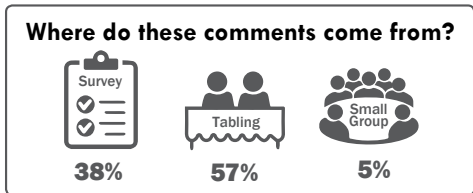
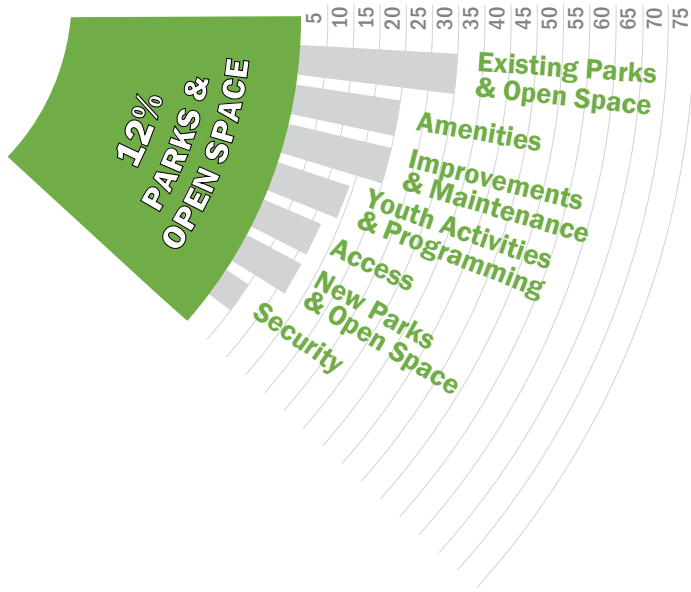
Very low-income housing that reflects the incomes of the neighborhood — FLHFHS Open House
 "Market rate housing is too expensive, and subsidized housing is too low-income. Middle- or moderate-income housing is needed while still providing for the very low-income" — Community Survey

What is this information saying?

Based on input from the Community Survey, tabling exercise, and small group discussions, we have drafted a set of emerging themes for this topic area.

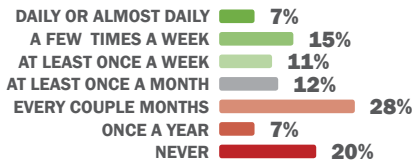
- AFFORDABLE HOUSING IS NEEDED FOR ALL INCOMES, BUT AFFORDABLE HOUSING FOR LOWER-INCOME RESIDENTS IS STILL THE GREATEST NEED**
- HOMELESSNESS, ESPECIALLY AMONG FAMILIES WITH CHILDREN, SHOULD BE ADDRESSED**
- SOME RESIDENTIAL BUILDINGS ARE IN A POOR STATE OF REPAIR AND HAVE OUTSTANDING VIOLATIONS**
- THERE IS A CONCERN ABOUT REAL-ESTATE SPECULATION, GENTRIFICATION, AND DISPLACEMENT**
- THERE IS FEAR THAT TENANT HARASSMENT IS TAKING PLACE IN THE NEIGHBORHOOD**
- RESIDENTS WANT MORE INFORMATION AND DISCUSSION ON HOUSING POLICIES SUCH AS HOUSING LOTTERIES, FINANCING PROGRAMS, AND RENT STABILIZATION**
- AFFORDABLE HOUSING SHOULD SERVE A WIDE RANGE OF NEEDS, SUCH AS LARGE FAMILIES AND PEOPLE WITH DISABILITIES**

PARKS & OPEN SPACE



What do Community Survey responses say?

How often do you go to a park near you?

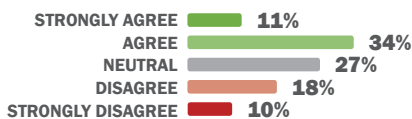


Top 2 parks visited:
#1 CROTONA PARK
#2 STARLIGHT PARK

This area has green spaces, parks, and playgrounds.



This area has places to exercise.



What is your biggest reason for not going to parks more often? (Top 4 responses)



What do you wish you could have in your neighborhood park that you don't have now? (Top 4 responses)



What has been said?

36% What I Like About My Neighborhood

1. EXISTING PARKS & OPEN SPACE

"The Bronx River as a natural resource and the recreational areas that run along the river" — Community Survey
 "The nearby cultural institutions (NYBG & Bronx Zoo) are of great value to me" — Community Survey

2. AMENITIES

"Basketball court, football fields" — Community Survey
 Crotona Park Tennis Center — Bronx Summer Fest

3. IMPROVEMENTS & MAINTENANCE

Like improvements in the parks, basketball courts, etc. — Fiesta de San Juan

"When they come with new landmarks and cleaning surroundings with flowers, trees, grass around new buildings" — Community Survey

43% What I Think Needs Improvement

1. IMPROVEMENTS & MAINTENANCE

Drainage is an issue in the park — Community Board 3

Fix basketball court surface in Clinton Playground — Clinton East Community Day

"The park is dirty and dangerous" — Community Survey

2. YOUTH ACTIVITIES & PROGRAMMING

Parks need more programs for kids — Fiesta de San Juan

More activities and games in the parks, particularly for seniors and small children — Casa Boricua Senior Center

3. AMENITIES

Better use of open spaces for community events, more benches and grills — CB2 Back to School Event

More sprinklers/water features in the park — Fiesta de San Juan

20% My Big Idea About My Neighborhood

1. NEW PARKS & OPEN SPACE

Connect Starlight Park to Concrete Plant Park with new park space — FLHFHS Open House

More parks along 165th and Westchester — Fiesta de San Juan

2. YOUTH ACTIVITIES & PROGRAMMING

Seasonal activities for kids like Bryant Park: ice skating, skate park — Community Board 3

Activities in parks for small kids: swings, playground equipment — CB2 Back to School Event

3. AMENITIES

Park needs a [running] track (Crotona Park), exercise playground — Casita Maria BLITZ

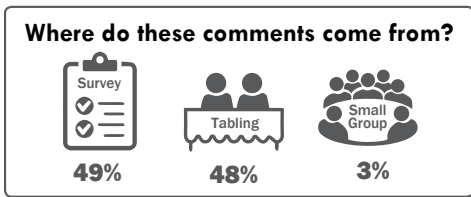
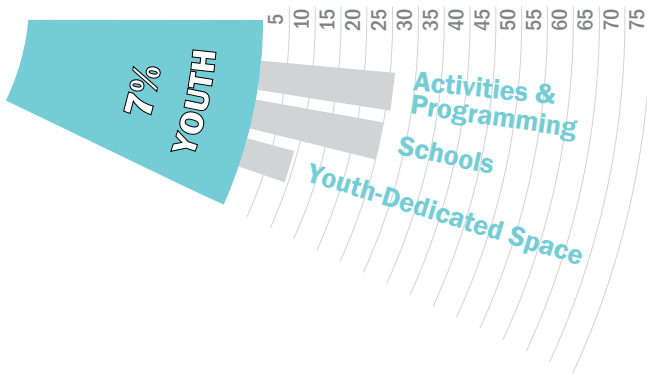
"Make sports fields, more placed to ride skateboards" — Community Survey

What is this information saying?

Based on input from the Community Survey, tabling exercise, and small group discussions, we have drafted a set of emerging themes for this topic area.

- EXISTING PARKS ARE A HUGE ASSET IN THE AREA
- CONNECTIONS AND ACCESS TO EXISTING PARKS COULD BE IMPROVED, ESPECIALLY WITH ADDITIONAL GREEN SPACE
- EXISTING PARKS COULD BE BETTER MAINTAINED
- NEED MORE AND BETTER LIGHTING AND SAFETY
- ADD NEW AMENITIES SUCH AS EXERCISE AND SPORTS FACILITIES, AND PROGRAMMING ESPECIALLY GEARED TOWARDS YOUTH

YOUTH INPUT



What do Community Survey responses say?

This area has quality schools



💡 YOUTH SERVICES was the 4TH MOST POPULAR RESPONSE when asked what services there could be more of in this area

(other options to choose from were senior services, job training services, etc)

Youth Experiences with Adverse Events*

(Top 3 responses highlighted)

Adverse Event	Southern Boulevard Areas	New York City
DIDN'T HAVE ENOUGH TO EAT	23%	19%
HAD A MENTAL HEALTH ISSUE/DEPRESSION	27%	21%
HAD A PHYSICAL HEALTH ISSUE	20%	15%
HAD PROBLEMS WITH MONEY	45%	58%
NEEDED HELP WITH MY ENGLISH LANGUAGE SKILLS	14%	14%
NEEDED LEGAL HELP	13%	10%
WAS BULLIED	16%	19%
WAS INVOLVED IN A FIGHT	9%	15%
WITNESSED VIOLENCE OR CRIME	20%	21%

DYCD Program or Activity Participation Rates*

Southern Boulevard Areas	New York City
1. JOB OR EMPLOYMENT	1. JOB OR EMPLOYMENT
2. LEARNING ABOUT HIGH SCHOOL	2. ACADEMIC SUPPORT
3. ACADEMIC SUPPORT	3. VOLUNTEERING
4. COLLEGE PREP	4. RECREATION, TRIPS, OR SOCIAL ACTIVITIES FOR ME AND MY FAMILY
5. CAREER EXPLORATION	5. LEARNING ABOUT HIGH SCHOOL

DYCD Program or Activity Participation Gaps*

Southern Boulevard Areas	New York City
1. INTERNSHIPS	1. INTERNSHIPS
2. CULINARY ARTS, COOKING, OR BAKING	2. CULINARY ARTS, COOKING, OR BAKING
3. CAREER EXPLORATION	3. CAREER EXPLORATION
4. RECREATION, TRIPS, OR SOCIAL ACTIVITIES FOR ME AND MY FAMILY	4. FINANCIAL LITERACY
5. FINANCIAL LITERACY	5. STARTING A BUSINESS OR ENTREPRENEURSHIP

* These additional survey results were taken from the Department of Youth and Community Development's (DYCD) 2017 Community Needs Assessment Report of 139 participants within zip codes 10460, 10457, 10456, 10455, 10474.

Neighborhood Development Area Profiles and Abbreviated Community Needs Assessment Report

<http://www1.nyc.gov/site/dycd/involved/boards-and-councils/CNA.page>

Full 2017 Community Needs Assessment Report

http://www1.nyc.gov/assets/dycd/downloads/pdf/CNA/CNA_Report-4-19-17.pdf

What has been said?

👍 31% What I Like About My Neighborhood

1. SCHOOLS

"The school offers music class, the school helps with health fear, children stay out of trouble." — Community Survey

Good primary schools — Fiesta de San Juan

2. YOUTH-DEDICATED SPACE

Hunts Point Rec Center; NY Junior Tennis League; The Point — Southern Blvd BID

"Playgrounds" — Community Survey

3. ACTIVITIES & PROGRAMMING

"All of the changes that are being made by the youth" — Community Survey

"The after school [programs]" — Community Survey

👎 51% What I Think Needs Improvement

1. ACTIVITIES & PROGRAMMING

"We need more positive activities for the youth besides the Boys and Girls Club" — Community Survey

Not enough for teens and kids to do, they hang out on the street at night and cops can't do anything, closest in PAZ (Peace from A-Z After-School Program) on Longfellow — Fiesta de San Juan

2. SCHOOLS

Need for better high schools; Need more teachers — Fiesta de San Juan

"More creative, academic outlets in schools" — Community Survey

"Better schools, more programs for homework help, more after-school programs" — Community Survey

3. YOUTH-DEDICATED SPACE

More areas for children to play, including indoor space — Fiesta de San Juan

Need for more open spaces and activities for teens, not just young children — Bronx Summer Fest

💡 18% My Big Idea About My Neighborhood

1. YOUTH-DEDICATED SPACE

"I would change the fact that there aren't enough outlets or platforms for things to go and hang out (boys and girls club, a beacon, a b-ball gym, rec center)" — Community Survey

"We need centers from ages 2-21 years." — Community Survey

2. SCHOOLS

Greater support for public education and arts education. Increase in programs dedicated to empowering the neighborhood. — Community Survey

Save Transfer Schools and create more YABCs (night school/GED programs) with more flexible eligibility (don't have to be a "high school drop-out") — FLHFHS Open House

3. ACTIVITIES & PROGRAMMING

"Sports, girls activities, healthy, affordable incorporated more programs to help kids and parents, stimulate wellbeing" — Community Survey

Older residents teaching younger — Casita Maria BLITZ

What is this information saying?

Based on input from the Community Survey, tabling exercise, and small group discussions, we have drafted a set of emerging themes for this topic area.



THERE COULD BE MORE ACTIVITIES AND PROGRAMMING FOR YOUTH AND TEENS



SOME SCHOOLS ARE GREAT, BUT SOME CURRICULUM AND PROGRAMMING COULD BE IMPROVED TO ADDRESS THE NEEDS OF STUDENTS IN THE AREA LIKE AFTERSCHOOL PROGRAMS, COLLEGE PREP/CAREER EXPLORATION AND CREATIVE OUTLETS



THERE COULD BE MORE YOUTH-DEDICATED SPACES, INDOOR AND OUTDOOR



THERE ARE MANY YOUTH-DEDICATED ORGANIZATIONS IN THE AREA



MANY LIKE THE ARTS AND CULTURAL OFFERINGS BY LOCAL SCHOOLS AND ORGANIZATIONS, BUT THEY COULD BE MUCH MORE INTEGRATED INTO SCHOOLS AND LOCAL PROGRAMMING