

# COMMUNITY BOARD PERSPECTIVES

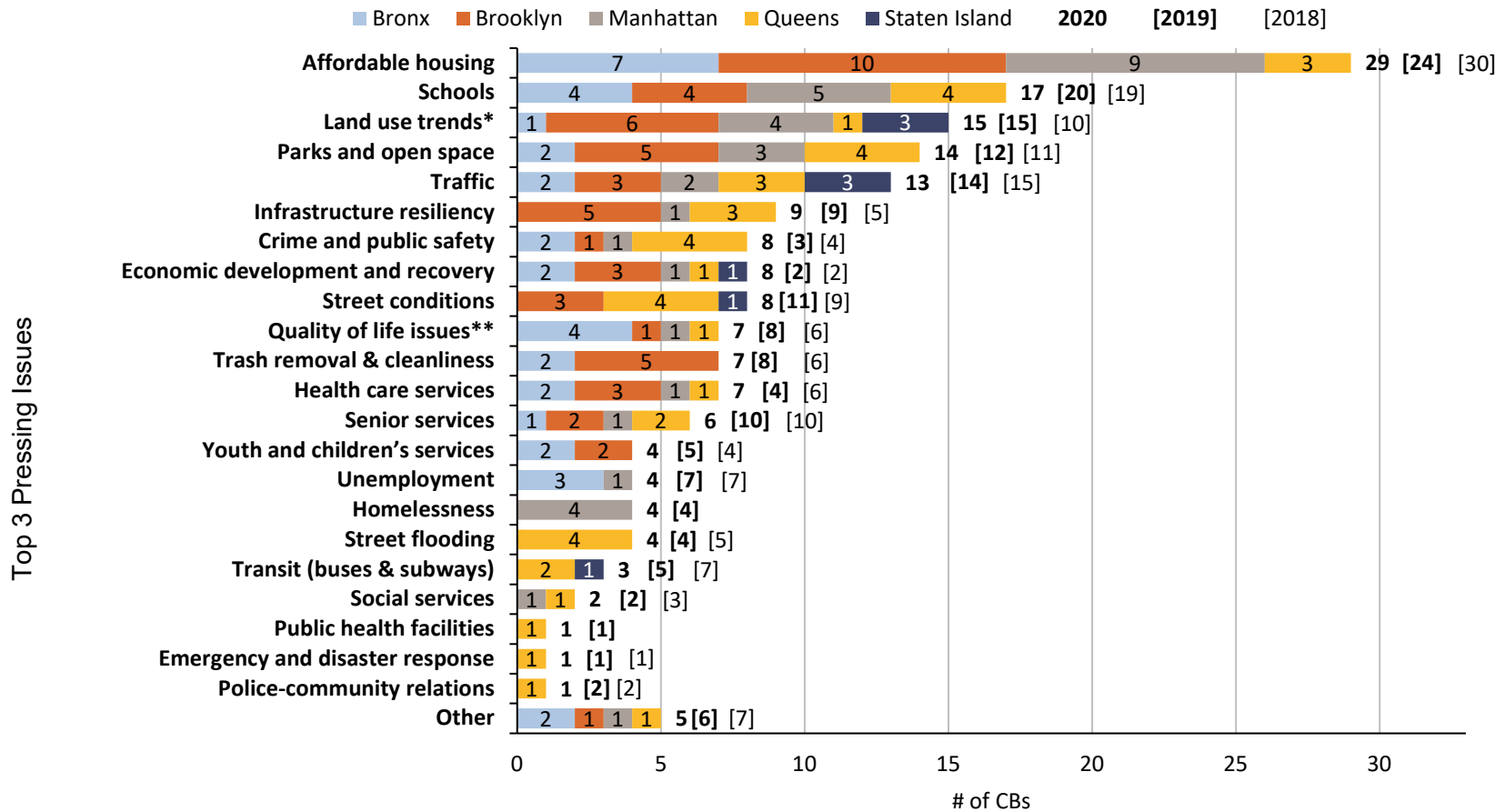
Fiscal Year 2022 Community District Needs and Budget Requests Summary

November 2020



# Affordable housing, Schools, and Land use trends remain the most commonly selected “Top 3” pressing issues

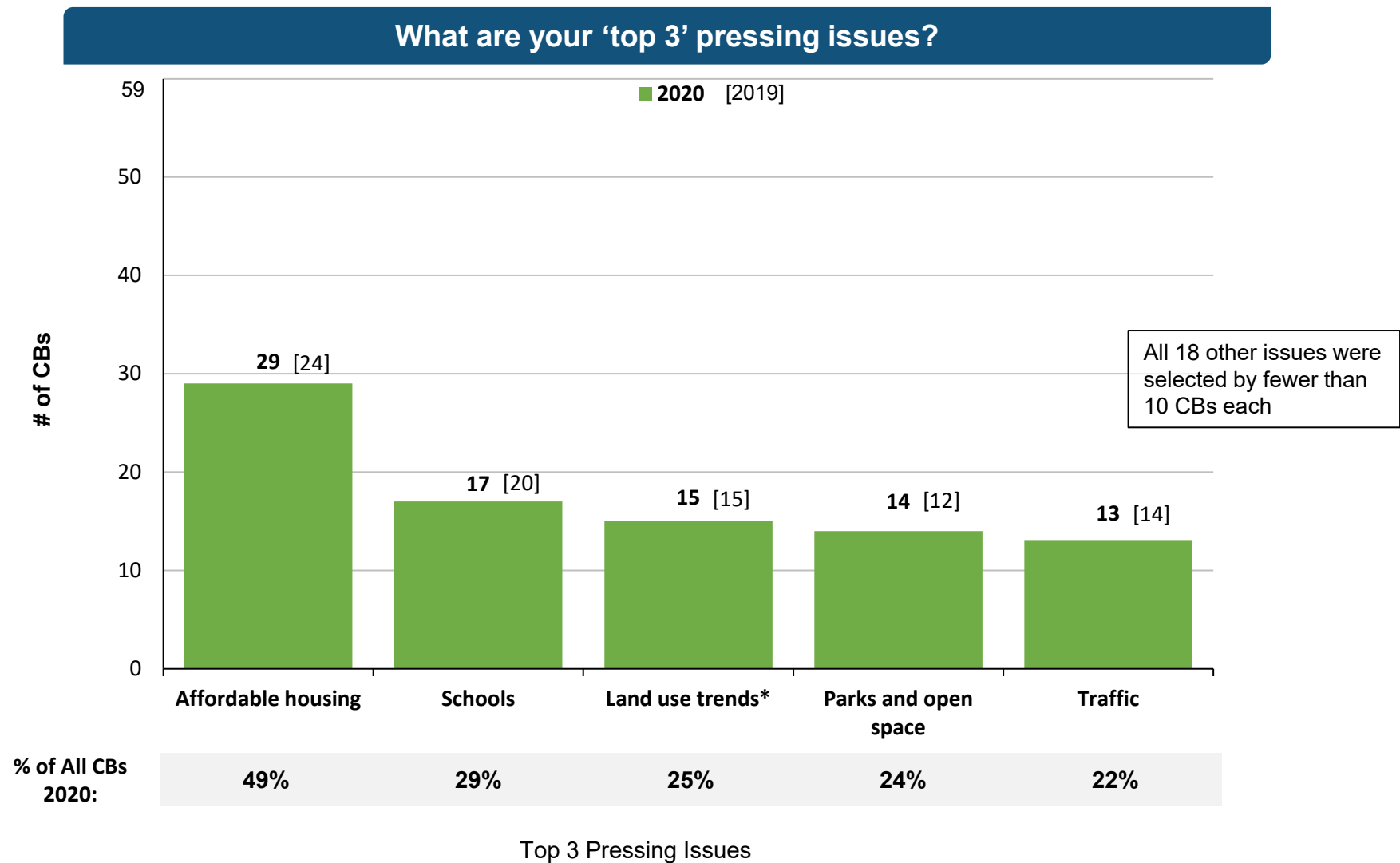
## “Top 3” Pressing Issues Identified by CBs in 2020



\* Land use trends (zoning, development, neighborhood preservation, etc.)

\*\* Quality of life issues (noise, graffiti, petty crime, etc.)

# Nearly 50% of all 59 CBs identified ‘Affordable housing’ as a “Top 3” pressing issue; other pressing issues vary quite widely across CBs

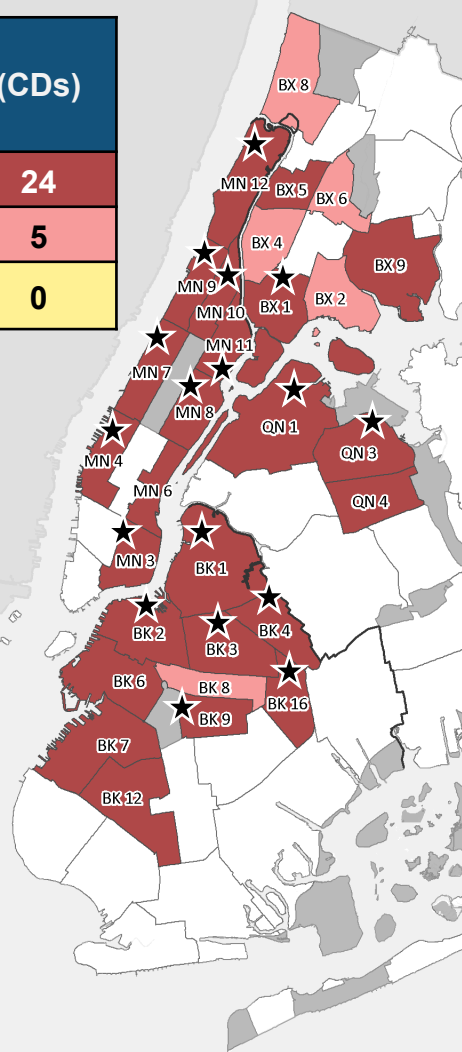


\* Land use trends (zoning, development, neighborhood preservation, etc.)  
Source: FY22 and FY21 CD Needs and Budget Requests

# 'Affordable housing' was newly added by 5 CBs, and all the CBs that selected it in 2019 selected it again this year

Affordable Housing Identified as a "Top 3" Pressing Issue by Community Board	(CDs)
Identified in both 2020 and 2019	24
Newly identified in 2020	5
Issue removed in 2020	0

★ Affordable housing identified as a "Top 3" pressing issue for the past 6 years (17 total)



- CBs that added 'Affordable housing' in 2020 discussed the following in their submissions:**
- BX 2 – Hunts Point, Longwood**
    - Discusses need to preserve existing affordable housing, requests revision of AMI guidelines
  - BX 4 – Highbridge, Concourse Village**
    - Discusses need to preserve existing rent-stabilized affordable housing
    - Requests that City implement AMI Income Averaging to encourage wider range and mix of incomes in new developments
  - BX 6 – East Tremont, Belmont**
    - References high rent burden, ongoing displacement and residential evictions
    - Mentions need for housing relief and additional affordable housing
  - BX 8 – Riverdale, Kingsbridge, Marble Hill**
    - Advocates for preservation of public housing stock in the district through capital repairs to NYCHA Fort Independence and Marble Hill Houses
  - BK 8 – Crown Heights, Prospect Heights**
    - Mentions lack of affordable housing, rent burden crisis, ongoing displacement, current housing programs insufficient to address need
    - References concern that COVID-19 impacts have highlighted danger of hyper-dense housing units

# Traffic remains a frequently-identified issue across the city

“Top 3” Most Pressing Issues identified by CBs	FY22
	(CDs)
Identified “Traffic”	12
Identified “Transit (buses & subways)”	2
Identified both “Traffic” and “Transit (buses & subways)”	1

**MN 1 – Battery Park City, Tribeca**  
*Identified “Traffic”*

- Discusses challenge of narrow streets and sidewalks for social distancing, outdoor dining, and trash collection
- Calls for additional infrastructure investments to support growing population

**SI 2 – New Springville, South Beach**  
*Identified “Traffic”*

- Mentions how growing population in the district, two-lane roads and traffic signal systems leading to traffic congestion
- Calls for expansion of citywide ferry service

**BK 13 – Coney Island, Brighton Beach**  
*Identified “Traffic”*

- Discusses limited amount of parking in district, requests ferry service to Coney Island to provide alternative route

**BX 2 – Hunts Point, Longwood**  
*Identified “Traffic”*

- Discusses challenges with traffic due to downsized roadways and major construction
- Requests additional traffic enforcement measures

**QN 5 – Ridgewood, Glendale, Maspeth**  
*Identified “Traffic”*

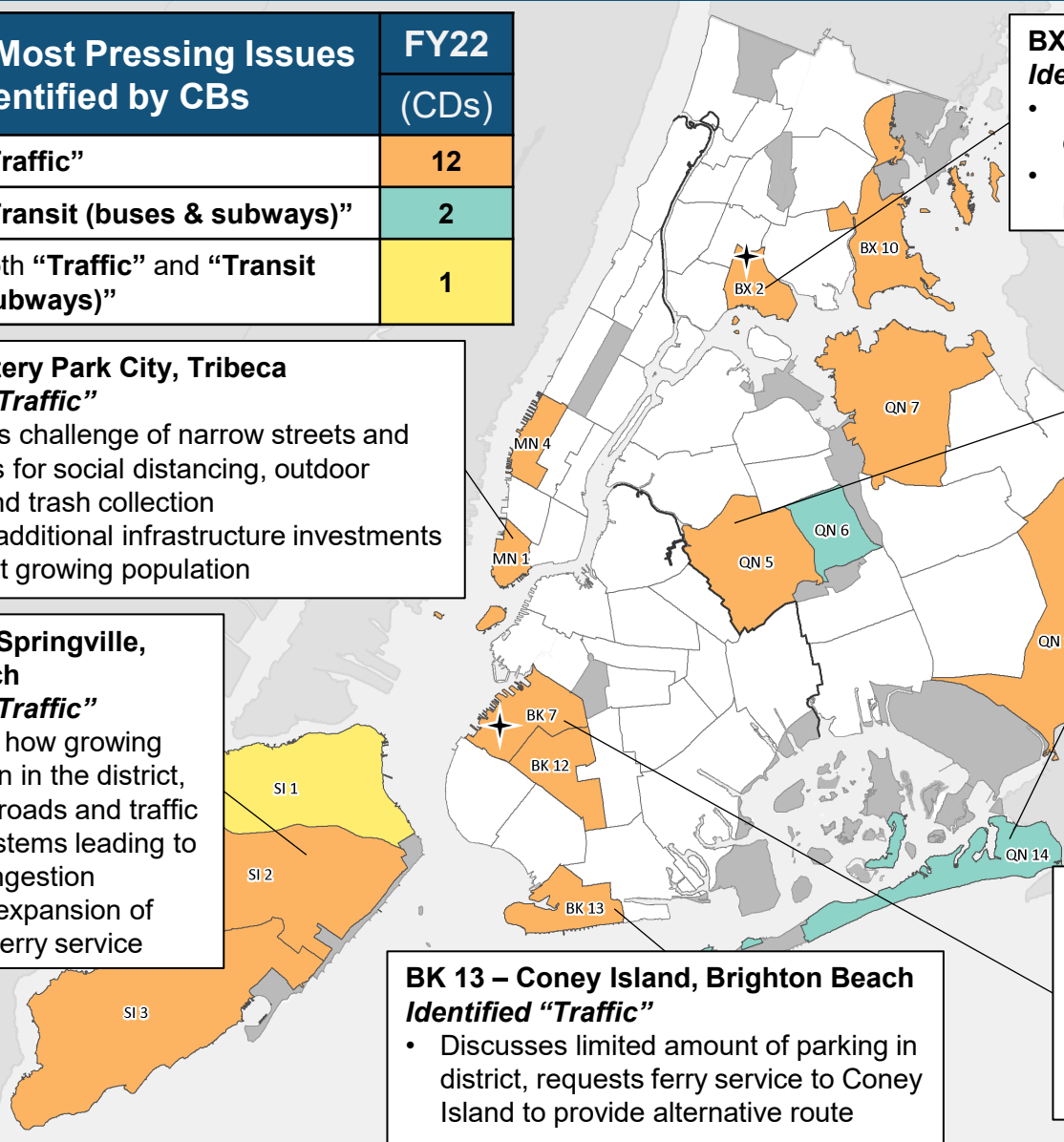
- Writes about several issues in narrative including sanitation services
- Mentions worsening traffic conditions, speeding drivers, frequent requests from residents for traffic calming measures

**QN 14 – Rockaways**  
*Identified “Transit” (buses & subways)*

- Discusses lack of mass transit options
- Request rush hour express trains and reopening of Rockaway rail line
- Requested ADA accessibility at subways stations

**BK 7 – Sunset Park, Windsor Terrace**  
*Identified “Traffic”*

- Discusses frequent pedestrian accidents
- Credits DOT for installing speed humps and bicycle lanes, but requests pedestrian safety study, truck route study, and completion of 4<sup>th</sup> Ave. bike lane



★ CB newly identified issue this year (2 CBs)

# For CBs that identified economic development and recovery as a pressing issue, impacts of COVID-19 on small businesses and future recovery efforts are discussed, as highlighted below

"Top 3" Pressing Issues Identified by Community Board	(CDs)
<b>Economic development and recovery</b>	<b>8</b>
<b>Unemployment</b>	<b>4</b>

- ★ **MN 5 – Midtown**
- Explains how district relies on commuters, business and tourists for support
  - Requests commercial tenant programs, better business programs, grants and loans to support recovery

- ★ **SI 2 – New Springville, South Beach**
- Discusses need for commercial revitalization and development of the East Shore
  - Requests sidewalk and street improvements to attract business owners, better connection between beaches and commercial corridors

- ★ **BK 6 – Carroll Gardens, Gowanus**
- Asks City to focus on businesses in Gowanus IBZ (in context of rezoning) and Red Hook IBZ
  - Discusses need for workforce development services for residents of NYCHA developments in the district

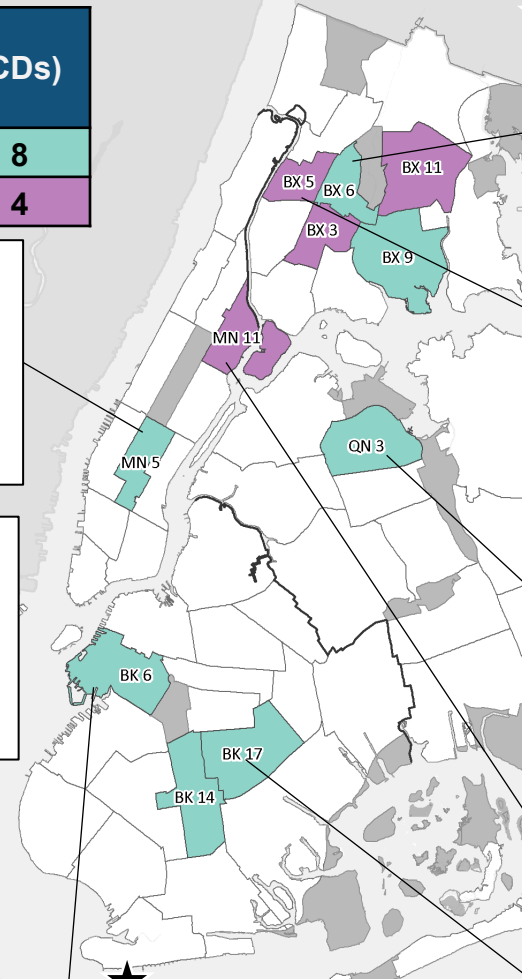
- ★ **BK 17 – East Flatbush**
- References benefit of Open Streets program for increasing space for restaurants and small businesses in the district, requests that city consider additional street corridors in the district for the program

- ★ **BX 6 – East Tremont, Belmont**
- Asserts that district has 30% unemployment rate as a result of the COVID-19 pandemic
  - Claims that only 19% of district residents have college degree, alternative economic opportunities needed

- ★ **BX 5 – Fordham, Morris Heights**
- References high unemployment and households receiving cash assistance
  - Alludes to economic impacts due to current health crisis on retail and employment in the district

- ★ **QN 3 – Jackson Heights**
- Discusses impacts of COVID-19 on businesses in district, specifically minority owned businesses

- ★ **MN 11 – East Harlem**
- Discusses lack of educational attainment of residents and impacts on employment opportunities
  - Advocates for enhanced job training opportunities and references working with new Workforce 1 Center



# Resiliency was captured in Top 3 pressing issue narratives of 11 CBs citywide

"Top 3" Pressing Issues Identified by Community Board	(CDs)
Infrastructure resiliency	9
Parks and open space	1
Quality of life issues*	1

## MN 1 – Battery Park City, TriBeCa, Financial District

- Highlights need for permanent coastal resiliency measures
- Mentions need for implementation of resiliency studies and plans outside of Battery Park City

## BK 6 – Park Slope, Red Hook, Gowanus

- Discusses concerns related to flooding, sewage overflow, and power outages
- Mentioned certain areas susceptible to extreme weather, Red Hook and Gowanus within flood zones

## BK 14 – Midwood, Flatbush

- Discusses concern with unprecedented neighborhood development and insufficient green space
- Requests rehabilitation of parks

## BK 13 – Coney Island, Brighton Beach

- Discusses unrepaired damage from Sandy in NYCHA developments incl. continued use of emergency generators, mold presence, etc.
- Highlights lack of short or long term projects in shoreline protection

## BX 10 – Pelham Bay

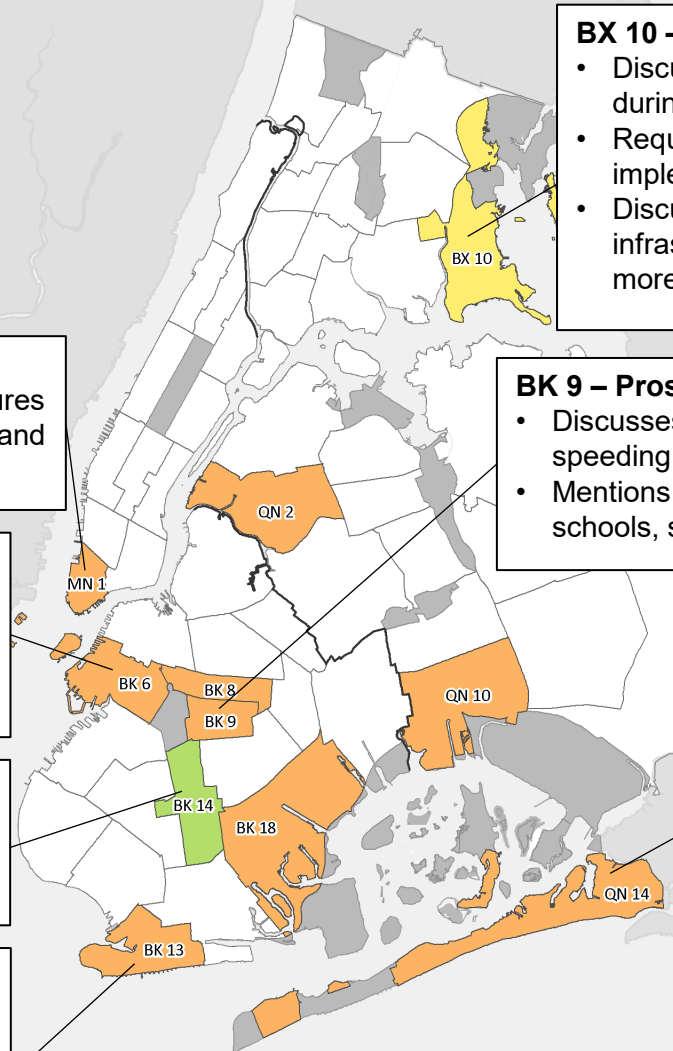
- Discusses constant street flooding during rainstorms.
- Requests DEP studies flooding and implements resiliency measures
- Discusses traffic and transit infrastructure issues, requests for more park staff

## BK 9 – Prospect Lefferts, Crown Heights

- Discusses unsafe road conditions due to speeding and need for traffic studies
- Mentions insufficient infrastructure for schools, sanitation and local precinct

## QN 14 – Rockaways

- Notes poor road conditions since Sandy
- Discusses concern with flood protection and resident concern over high tides, storm surge and heavy rains
- Requests installation of bulk heads, street raising and storm sewers





# Many Community Boards that identified ‘Land use trends’ in 2019 selected again in 2020, and reinforced their narratives

Land Use Trends* Identified as a “Top 3” Pressing Issue by Community Board	(CDs)
Identified in both 2020 and 2019	12
Newly identified in 2020	3
Issue removed in 2020	3

**MN 11 – East Harlem**

- References rapid redevelopment and displacement threaten to undermine neighborhood character

**MN 4 – Chelsea, Clinton, Hudson Yards**

- Describes rezoning actions leading to increase in market-rate housing are accelerating loss of affordable housing
- Indicates that increases in population have decreased resident and business diversity

**SI 1 – St. George, Stapleton**

- Describes dissatisfaction with current zoning and land use along North Shore; specific concerns include: parking requirements, lack of affordable housing corridors, transit corridors, preservation, and open space

**SI 3 – Tottenville, Great Kills**

- Advocates for neighborhood preservation to counter increases in residential density and impacts on existing core infrastructure and city services

**BX 7 – Fordham, Bedford Park**

- Describes affordable housing attracting new residents, displacing existing residents
- References belief that district has received disproportionate share of supportive housing developments

**MN 12 – Inwood, Washington Heights**

- Advocates for dedicated DCP planning staff to work with CB and local residents to formulate and implement a contextual zoning plan for Washington Heights and Inwood

**BK 4 – Bushwick**

- Advocates for Bushwick Community Plan
- Describes current zoning allows for non-contextual development, leading to displacement of residents and businesses

**BK 5 – East New York**

- Desires community input in choice of developers, contractors, and management companies
- Seeking information on future projects to allow for a review of the East New York Urban Renewal Plan

**BK 10 – Bay Ridge, Dyker Heights**

- Describes need for zoning and building code enforcement due to increase in illegal conversions of residential buildings, curb cuts, etc.
- Mentions need for multi-agency task force to respond to 311 complaints, suspended due to COVID-19 pandemic





## What are the “Top 3” pressing issues identified by...

- Communities hardest-hit by COVID-19?
- Communities identified as vulnerable and prioritized to reach a more racially inclusive and equitable city?

*New 2020 lenses*

- Communities with the lowest median income?
- Communities experiencing highest housing growth?

*Previous Lenses*

# Of the eight CBs that identified 'Health care services' or 'Public health facilities' as "top 3" issues, five mention COVID pandemic explicitly

# COVID-19 Cases (Feb. – Oct. 2020)	Modified ZCTAs
< 500	
500 – 999	
1000 – 1999	
2000 – 2999	
3000+	

★ CBs that identified "Health care services" as a top issue but did not mention pandemic in narrative

## BK 14 – Flatbush, Midwood

*Identified "Health care services" as Top 3 issue*

- Details the impact of COVID-19 in the district
- Discusses importance of addressing public health needs holistically with education, access to care, mental health, and outdoor space

## BX 1 – Melrose, Mott Haven

*Identified "Health care services" as Top 3 issue*

- References burden on H+H Belvis CHC and Lincoln Hospital during pandemic
- Discusses need for distribution of information in district regarding importance of mask wearing, social distancing, and vaccination

## QN 3 – Jackson Heights, North Corona

*Identified "Public health facilities" as Top 3 issue*

- Calls for an increase in the capacity and number of public health facilities in the district
- References Elmhurst as epicenter of pandemic, need for expansion of Elmhurst Hospital

## QN 9 – Woodhaven

*Identified "Health care services" as Top 3 issue*

- Raises concerns of additional wave of infections
- Calls for rapid mobile testing sites to identify hot spots

## BK 16 – Brownsville, Ocean Hill

*Identified "Health care services" as Top 3 issue*

- Discusses disproportionate impact of COVID-19 among low-income and communities of color
- Pandemic exposed and exacerbated underlying health disparities that have persisted in the community

# Taskforce on Racial Inclusion & Equity (TRIE): TRIE neighborhoods discuss issues ranging from economic development to food equity

## Taskforce on Racial Inclusion and Equity (TRIE) ZIP Codes

### MN 11 – East Harlem

Identified ***“Unemployment”*** as Top 3 issue

- Discusses challenges for residents related to educational attainment and employment opportunities
- Requests that city prioritize job training opportunities in the district

### BX 5 – Morris Heights

Identified ***“Unemployment”*** as Top 3 issue

- Mentions housing issues affecting the district including severe rent burden and maintenance deficiencies
- References high unemployment, number of households on cash assistance and SNAP, and low median income

### BX 3 – Morrisania, Crotona

Identified ***“Health care services”*** as Top 3 issue

- Presents data for health indicators in the district showing poor outcomes for overall health, high rates of smoking, obesity, asthma, and diabetes

### QN 3 – Jackson Heights, North Corona

Identified ***“Economic development and recovery”*** as Top 3 issue

- Discusses disproportionate impact of pandemic on minority-owned businesses
- Claims that many small businesses in district were unable to take advantage of PPP loans, grants and other funding, requests support from city

### BK 7 – Sunset Park

Identified ***“Schools”*** as Top 3 issue

- Discusses importance of education and early childhood development for addressing economic, racial, and ethnic disparities

### BK 5 – East New York, Starrett City

Identified ***“Health care services”*** as Top 3 issue

- Writes about lack of access to quality and affordable healthy food
- Mentions high percentage of adults suffering from diabetes and obesity in the district



## What are the “Top 3” pressing issues identified by...

- Communities hardest-hit by COVID-19?
- Communities identified as vulnerable and prioritized to reach a more racially inclusive and equitable city?

*New 2020 lenses*

- Communities with the lowest median income?
- Communities experiencing highest housing growth?

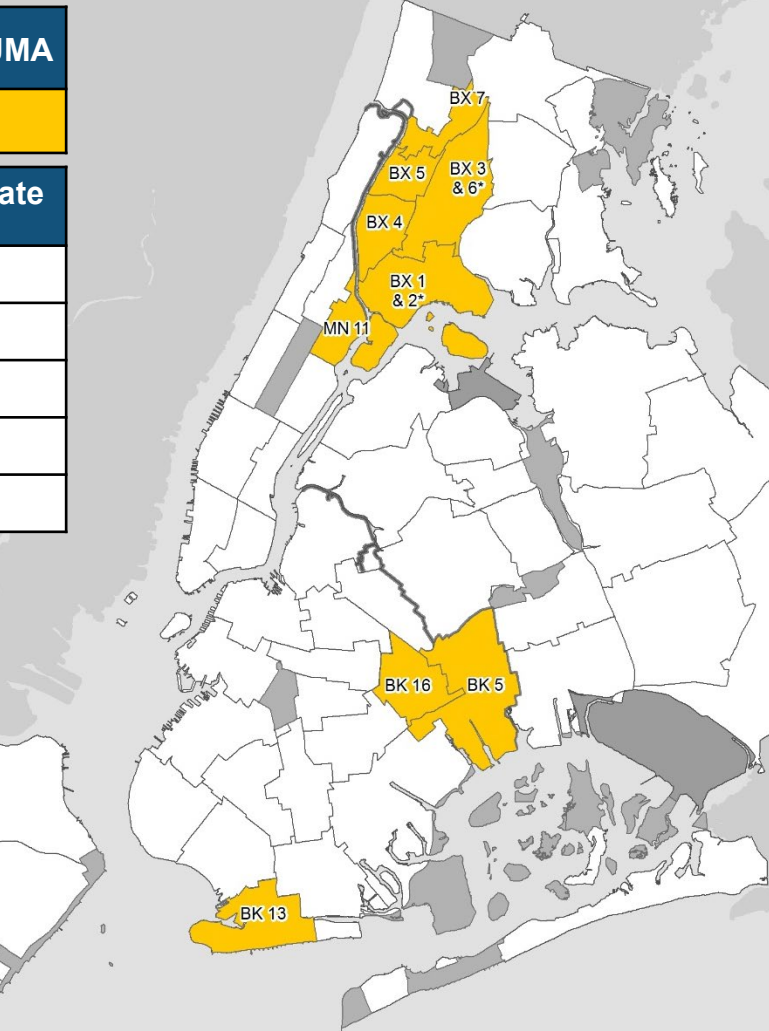
*Previous Lenses*

# Lowest-income communities: Among lowest-income districts, 7 of 11 CBs identified ‘Affordable housing’ as a top 3 pressing issue

Lowest Median-Income Quintile (2010 Census)	PUMA
\$21K – 34K Median Income	

Borough	Unemployment Rate (Oct. 2020)
Bronx	17.5%
Brooklyn	13.3%
Queens	13.1%
Staten Island	10.8%
Manhattan	10.3%

- BX 1 – Melrose, Mott Haven, Port Morris**
  - Affordable housing
  - Health care services
  - Quality of life issues\*\*
- BX 2 – Hunts Point, Longwood**
  - Affordable housing\*\*
  - Schools
  - Traffic\*\*
- MN 11 – East Harlem**
  - Affordable housing
  - Land use trends
  - Unemployment
- BK 13 – Coney Island, Brighton Beach**
  - Infrastructure resiliency
  - Street conditions (roadway maint.)
  - Traffic



- BX 3 – Morrisania, Crotona Park East**
  - Health care services
  - Unemployment
  - Youth and children's services
- BX 4 – Highbridge, Concourse Village**
  - Affordable housing\*\*
  - Crime and public safety\*\*
  - Quality of life issues
- BX 5 – Uni. Heights, Fordham, Mt. Hope**
  - Affordable housing
  - Schools
  - Unemployment
- BX 6 – East Tremont, Belmont**
  - Affordable housing\*\*
  - Economic development and recovery\*\*
  - Schools
- BX 7 – Bedford Park, Norwood, Fordham**
  - Land use trends
  - Schools
  - Other
- BK 5 – East New York**
  - Health care services
  - Land use trends
  - Trash removal & cleanliness
- BK 16 – Brownsville, Ocean Hill**
  - Affordable housing
  - Health care services
  - Youth and children's services

## 7 Policy Areas (28 Agencies)

Health Care and Human Services	Youth, Education and Child Welfare	Public Safety and Emergency Services	Core Infrastructure and City Services	Housing, Economic Development and Land Use	Transportation	Parks, Cultural and other Community Facilities
<ul style="list-style-type: none"> <li>• DOHMH</li> <li>• DHS</li> <li>• H+H</li> <li>• HRA</li> <li>• DFTA</li> </ul>	<ul style="list-style-type: none"> <li>• ACS</li> <li>• DOE</li> <li>• SCA</li> <li>• DYCD</li> </ul>	<ul style="list-style-type: none"> <li>• NYPD</li> <li>• FDNY</li> </ul>	<ul style="list-style-type: none"> <li>• DSNY</li> <li>• DEP</li> </ul>	<ul style="list-style-type: none"> <li>• DOB</li> <li>• DCP</li> <li>• EDC</li> <li>• HPD</li> <li>• NYCHA</li> <li>• SBS</li> </ul>	<ul style="list-style-type: none"> <li>• DOT</li> <li>• NYCTA</li> </ul>	<ul style="list-style-type: none"> <li>• DPR</li> <li>• DCLA</li> <li>• DCAS</li> <li>• Public Libraries</li> <li>• OMB</li> </ul>

Community boards provide the following information for each area:

1. Most Important Issue	2. Agency specific needs	3. Budget Requests
The CB’s single biggest issue in a policy area (selected from a drop-down menu)	Describes local needs related to broad categories of programs and services specific to an Agency	Specific asks directed at a City agency (connected to OMB process)
<i>Example: Traffic safety</i>	<i>Example: Traffic and traffic flow</i>	<i>Example: Improve traffic and pedestrian safety, including traffic calming</i>




# Housing, Economic Development, and Land Use Policy Area: Most Important Issues Map for 2020

Housing, Economic Development, and Land Use: Most Important Issue Identified by Community Board	2020	2019
	(CDs)	(CDs)
Affordable housing creation	17	15
Land use and zoning	9	10
Affordable housing preservation	8	6
Building code and/or zoning enforcement	7	8
Commercial district revitalization	5	5
Neighborhood preservation	4	2
Other	3	3
Housing support services (for tenants and homeowners) <i>(updated)</i>	2	5
Unemployment/Underemployment	2	1
Small Business services/support	1	1
Workforce development (including MWBE opportunities)	1	0
Condition of public housing	0	1
Real estate development trends <i>(updated)</i>	0	1
Not submitted	0	1
Changed from previous year	16	

★ Identified a related “Top 3” pressing issue (33 total)

**Note:** ‘Housing support services (for tenants and homeowners)’ formerly ‘Housing support (including tenant protection)’;

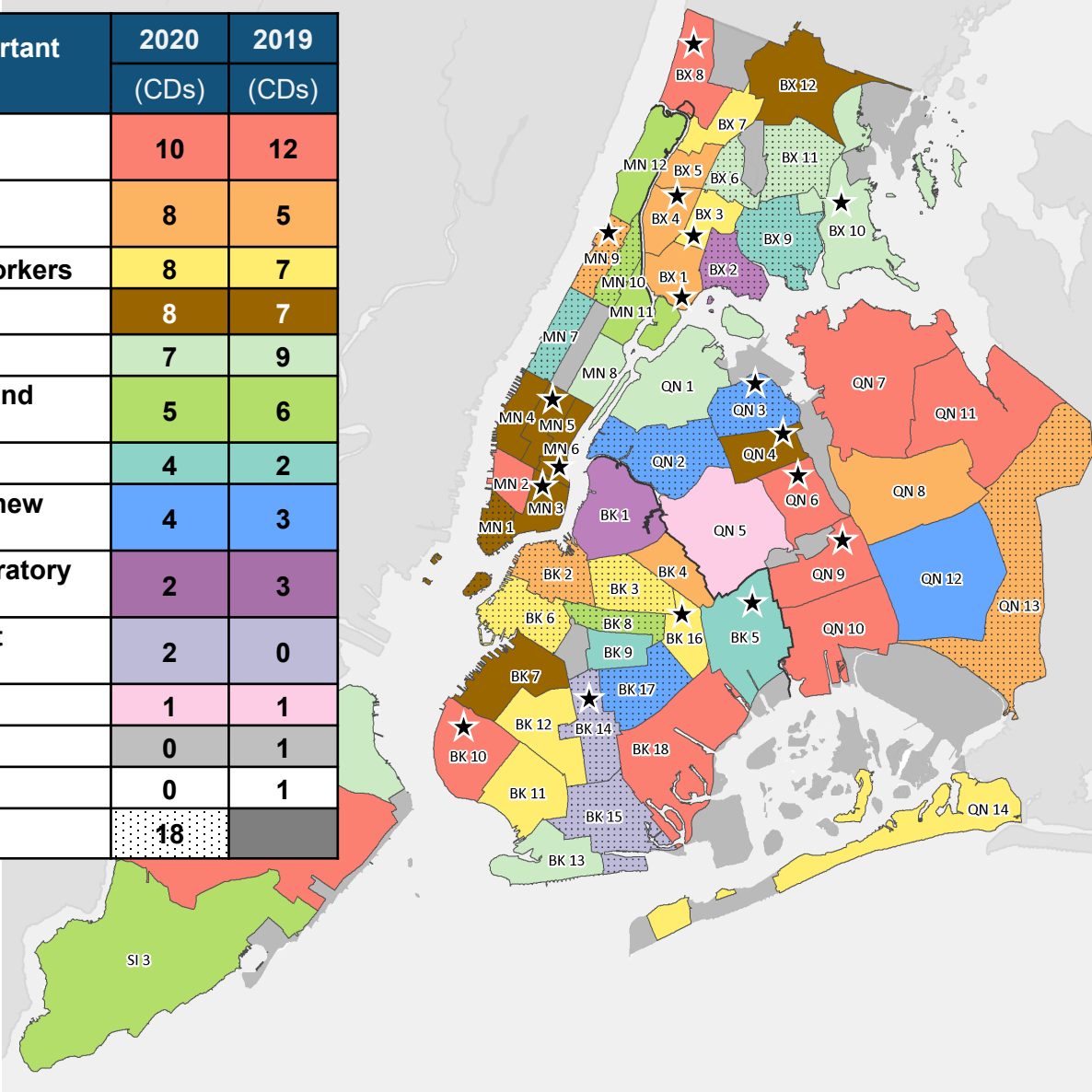
‘Real estate development trends’ formerly ‘Real estate development’



# Health Care and Human Services Policy Area: Most Important Issues Map for 2020

Health Care and Human Services: Most Important Issue Identified by Community Board	2020	2019
	(CDs)	(CDs)
Programs, services or facilities for seniors (incl. remote programming)	10	12
Chronic diseases prevention and management (diabetes, heart disease, etc.)	8	5
Services for low-income and vulnerable New Yorkers	8	7
Services to reduce or prevent homelessness	8	7
Other	7	9
Mental health and substance abuse treatment and prevention programs	5	6
Access to healthy food and lifestyle programs	4	2
Health facilities (existing conditions, capacity, new facilities, etc.)	4	3
Environmental health issues (noise, lead, respiratory illness, etc.)	2	3
Infectious disease prevention and management (COVID-19, HIV/AIDS, Hepatitis, etc.)	2	0
Services for domestic violence victims	1	1
Animal and pest control services	0	1
Not submitted	0	1
Changed from previous year	18	

★ Identified a related “Top 3” pressing issue (17 total)

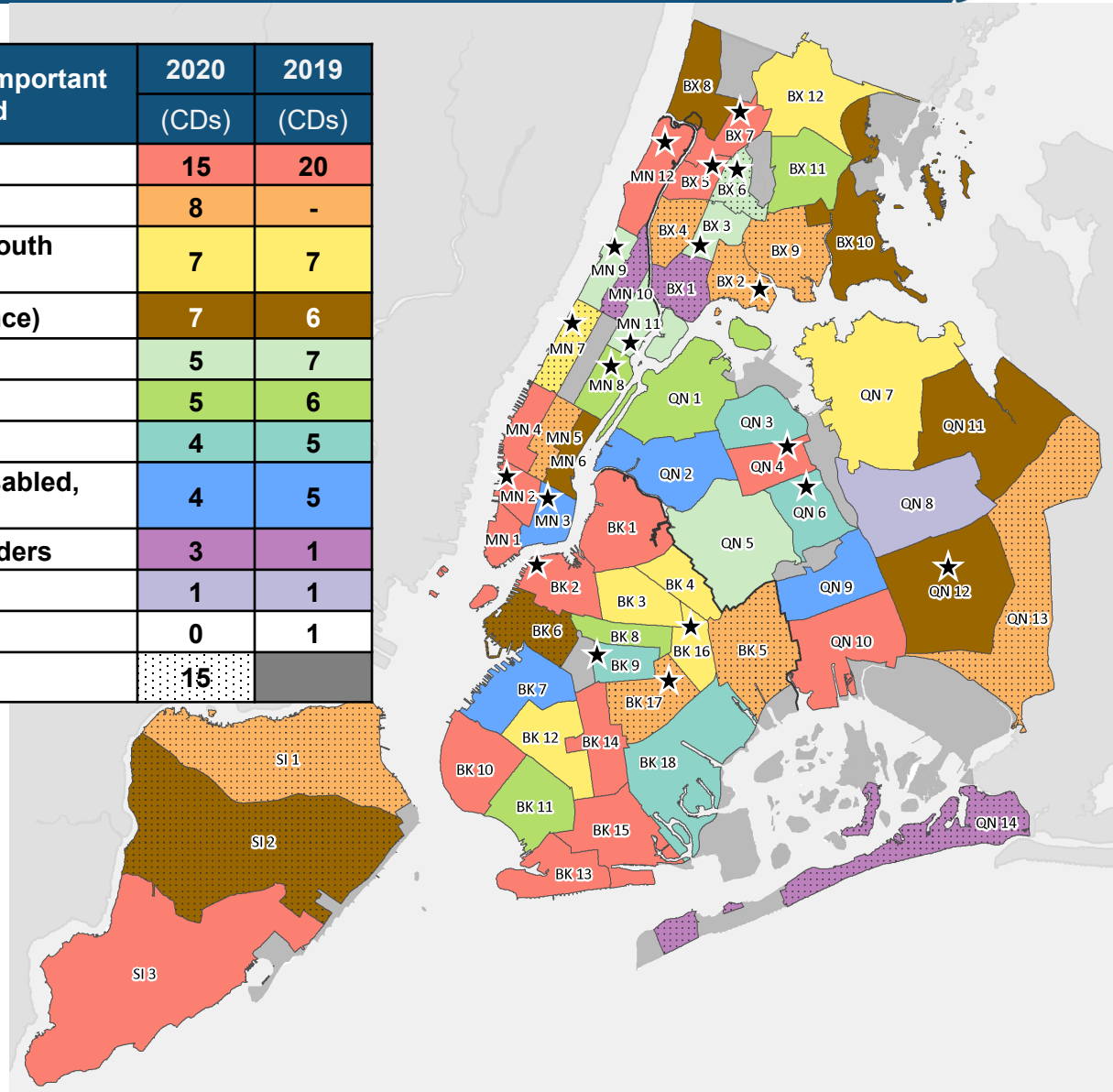


# Youth, Education, and Child Welfare Policy Area: Most Important Issues Map for 2020

Youth, Education, and Child Welfare: Most Important Issue Identified by Community Board	2020	2019
	(CDs)	(CDs)
School and educational facilities (Capacity)	15	20
Remote learning and technology*	8	-
Youth workforce development and summer youth employment	7	7
Schools and educational facilities (Maintenance)	7	6
Educational attainment	5	7
Other	5	6
After school programs	4	5
Support services for special needs youth (disabled, immigrant, non-English proficient, etc.)	4	5
Juvenile justice and services for young offenders	3	1
Childcare services	1	1
Not submitted	0	1
Changed from previous year	15	

★ Identified a related “Top 3” pressing issue (19 total)

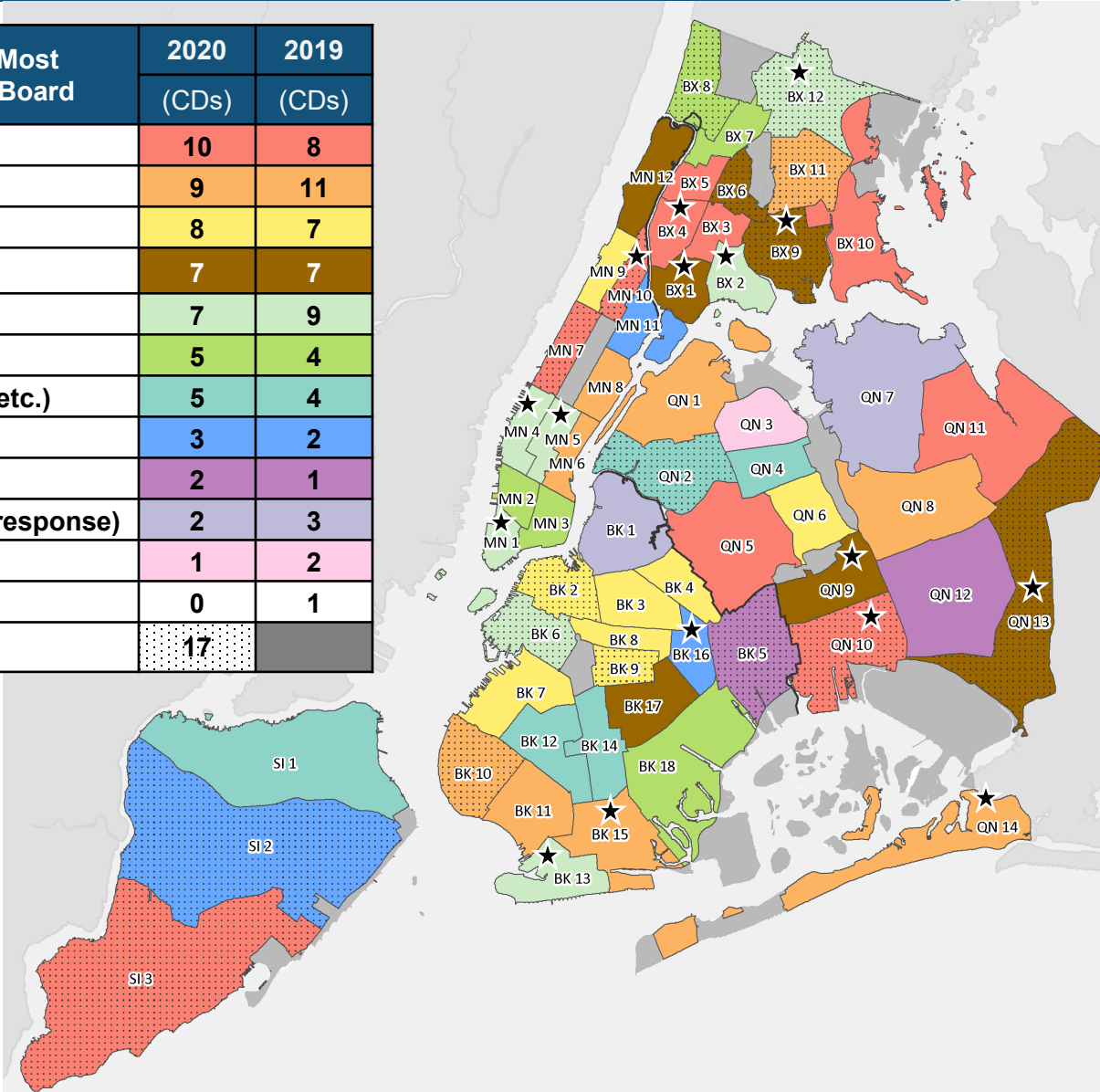
\*Note: ‘Remote learning and technology’ is new issue option



# Public Safety and Emergency Services Policy Area: Most Important Issues Map for 2020

Public Safety and Emergency Services: Most Important Issue Identified by Community Board	2020	2019
	(CDs)	(CDs)
General crime	10	8
Other	9	11
Police-community relations	8	7
Crime prevention programs	7	7
Traffic violations and enforcement	7	9
Public nuisance (noise, other disturbances)	5	4
Public safety facilities (precinct, fire houses, etc.)	5	4
Youth crime	3	2
Emergency and disaster preparedness	2	1
Emergency service delivery (including rapid response)	2	3
Fire safety	1	2
Not submitted	0	1
Changed from previous year	17	


★ Identified a related “Top 3” pressing issue  
(16 total)



# Core Infrastructure and City Services Policy Area: Most Important Issues Map for 2020

Core Infrastructure and City Services: Most Important Issue Identified by Community Board	2020	2019
	(CDs)	(CDs)
Cleanliness/trash collection	21	20
Other	8	7
Protective Infrastructure (sea walls, flood walls, etc.)	6	5
Air quality and pollution	5	4
Environmental concerns affecting citizens	4	4
Noise pollution	4	3
Sewer capacity	4	4
Water runoff and flooding	4	6
Water pollution control	2	3
Recycling facilities and services	1	1
Snow clearing	0	1
Not submitted	0	1
Changed from previous year	13	

★ Identified a related “Top 3” pressing issue (18 total)






# Transportation Policy Area: Most Important Issues Map for 2020

Transportation: Most Important Issue Identified by Community Board	2019	2019
	(CDs)	(CDs)
Other	15	14
Traffic congestion	9	12
Traffic safety and enforcement (cars, scooters, ebikes, etc.)	9	7
Accessibility (ADA related compliance and infrastructure enhancements)	6	3
Bus service and quality (frequency, access, crowding, etc.)	4	4
Pedestrian safety (safer crossings, sidewalk management, Open Streets, etc.)	4	1
Subway service and quality (frequency, access, crowding, etc.)	4	5
Roadway and traffic design	3	3
Street lighting	2	3
Bicycle network (bike lanes, signage, bike safety, etc.)	1	0
Ferries	1	0
Roadway maintenance	1	4
Parking operations	0	1
Freight movement	0	1
Not submitted	0	1
Changed from previous year	19	

★ Identified a related “Top 3” pressing issue (17 total)






# Parks, Cultural and other Community Facilities Policy Area: Most Important Issues Map for 2020

Parks, Cultural and other Community Facilities: Most Important Issue Identified by Community Board	2020	2019
	(CDs)	(CDs)
Park care and maintenance	15	15
Other	14	9
Quality of parks and park facilities	11	9
Library facilities and access	5	6
Forestry services, including street tree maintenance	4	6
Community board resources (offices, staff and equipment)	3	6
Park access and park facility access	3	3
Insufficient park or open space	2	2
Access to and quality of cultural programming	1	1
Access to and quality of park programming	1	1
Not submitted	0	1
Changed from previous year	13	

★ Identified a related “Top 3” pressing issue (13 total)



# DPR and DOT receive 39% of all budget requests submitted for FY22, citywide total increased by 5% from previous year

