

# Results from NYC Feedback Citywide Customer Survey

## Brooklyn Community Board #4

### Background: Brooklyn Community Board #4

|   |   |  |
|---|---|--|
| <p><b>Population and Households</b></p> <ul style="list-style-type: none"> <li>• Total Population: 123,871</li> <li>• Total Households: 38,660</li> </ul> <p><b>Median Annual Household Income</b><br/>(2006 Inflation-Adjusted Dollars)</p> <ul style="list-style-type: none"> <li>• \$27,852</li> </ul> | <p><b>Gender</b></p> <ul style="list-style-type: none"> <li>• Male: 48%</li> <li>• Female: 52%</li> </ul> <p><b>Age</b></p> <ul style="list-style-type: none"> <li>• &lt;18 years old: 30%</li> <li>• 18-54 years old: 53%</li> <li>• 55+ years old: 17%</li> </ul> | <p><b>Race/Ethnicity</b></p> <ul style="list-style-type: none"> <li>• Non-Hispanic White: 4%</li> <li>• Non-Hispanic Black: 21%</li> <li>• Non-Hispanic Asian: 3%</li> <li>• Hispanic: 70%</li> <li>• Other: 2%</li> </ul> |
|---|---|--|

Source: U.S. Census Bureau - 2006 American Community Survey, Population Division - New York City Department of City Planning

### The Neighborhoods of Brooklyn Community Board #4

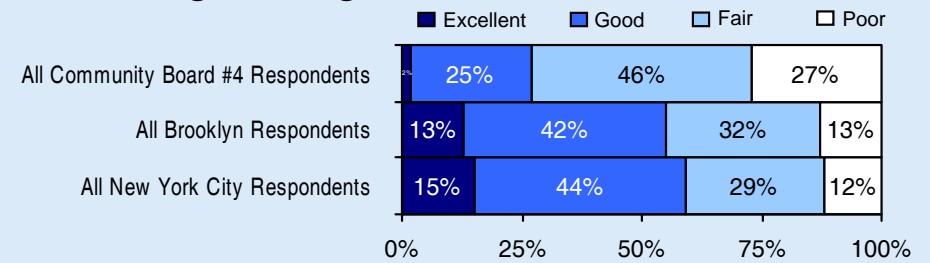


Source: NYC Planning Department

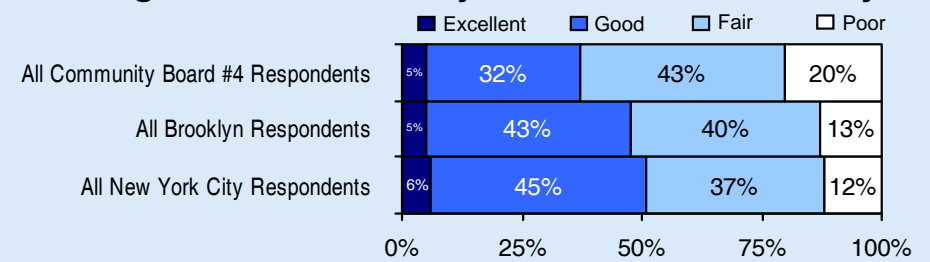
### Survey Responses: Brooklyn Community Board #4

- 405 Responses
- 12.4% Response Rate
- ±4.9% Margin of Error (95% Confidence Interval)

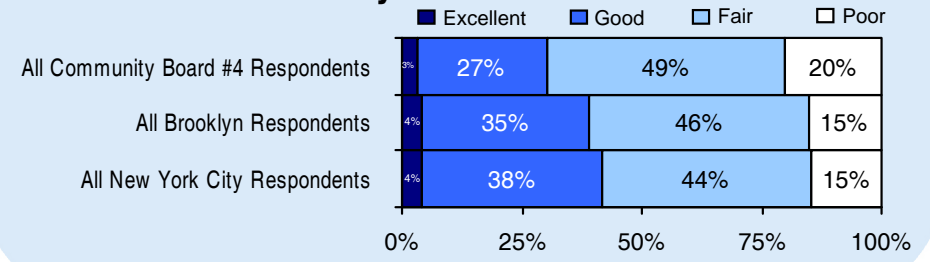
#### Ratings of Neighborhood as a Place to Live



#### Ratings of Overall Quality of Life in New York City



#### Ratings of Overall Quality of New York City Government Services



## Index Ratings: Brooklyn Community Board #4 Compared to Ratings Given by All Respondents

  All Community Board #4 Respondents  
  All New York City Respondents

|   | Excellent | Good | Fair | Poor | Index Score |
|---|-----------|------|------|------|-------------|
| <b>Social Support Services Index</b>    | 3%        | 20%  | 33%  | 44%  | <b>56</b>   |
|   | 4%        | 19%  | 35%  | 42%  | <b>58</b>   |
| <b>Public Education Index</b>           | 4%        | 26%  | 46%  | 24%  | <b>76</b>   |
|   | 6%        | 30%  | 39%  | 25%  | <b>75</b>   |
| <b>Cleaning and Maintenance Index</b>   | 7%        | 31%  | 32%  | 30%  | <b>70</b>   |
|   | 13%       | 41%  | 29%  | 17%  | <b>83</b>   |
| <b>Streets and Sidewalks Index</b>      | 4%        | 28%  | 38%  | 30%  | <b>70</b>   |
|   | 9%        | 36%  | 34%  | 21%  | <b>79</b>   |
| <b>Mass Transit Services Index</b>      | 10%       | 43%  | 34%  | 13%  | <b>87</b>   |
|   | 10%       | 42%  | 34%  | 14%  | <b>86</b>   |
| <b>Neighborhood Public Safety Index</b> | 11%       | 33%  | 35%  | 21%  | <b>79</b>   |
|   | 18%       | 45%  | 26%  | 12%  | <b>89</b>   |

## Most Important Issues Facing New York City: Brooklyn Community Board #4

Survey respondents were asked to name what they thought were the three most important issues facing New York City. The three responses most commonly given by Brooklyn Community Board #4 respondents are listed below.

1. Housing
2. Crime
3. Jobs

## Ratings of Neighborhood Services: Brooklyn Community Board #4

Survey respondents rated 24 services in their neighborhood. The highest and lowest rated services are displayed below.

### Highest Rated

1. Fire protection services
2. Emergency medical services
3. Household garbage pick-up
4. Recycling services
5. Subway services

### Lowest Rated

1. Availability of cultural activities
2. Rat control
3. Control of street noise
4. Graffiti control
5. Maintenance of streets and roads