



New York City Deferred Compensation Plans - Participant Update

# Participant Update

June 30, 2024

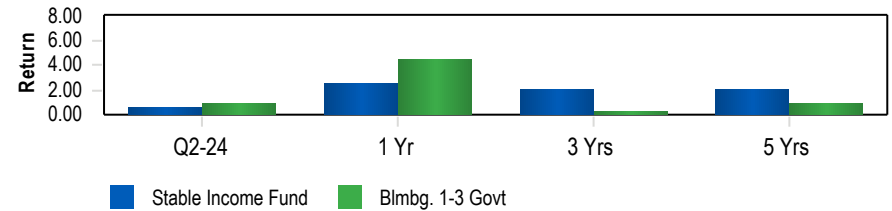
# New York City Deferred Compensation Plans

## Net of Fees Performance Summary

As of June 30, 2024

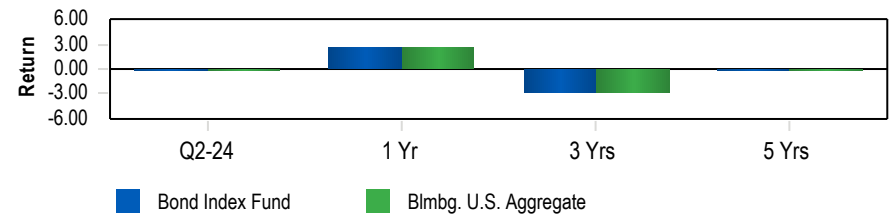
	3 Mo	1 Yr	3 Yrs	5 Yrs
Stable Income Fund	0.7	2.7	2.1	2.2
<i>Blmbg. 1-3 Govt</i>	0.9	4.5	0.3	1.0

Current Fund Managers:  
Multiple Managers  
Current Fee : 0.26% per year



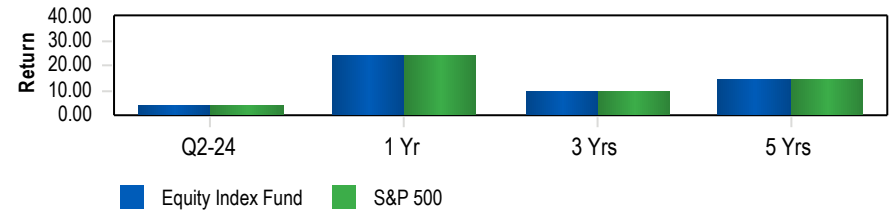
	3 Mo	1 Yr	3 Yrs	5 Yrs
Bond Index Fund	0.1	2.6	-3.0	-0.3
<i>Blmbg. U.S. Aggregate</i>	0.1	2.6	-3.0	-0.2

Current Fund Managers:  
BlackRock (index)  
Current Fee : 0.06% per year



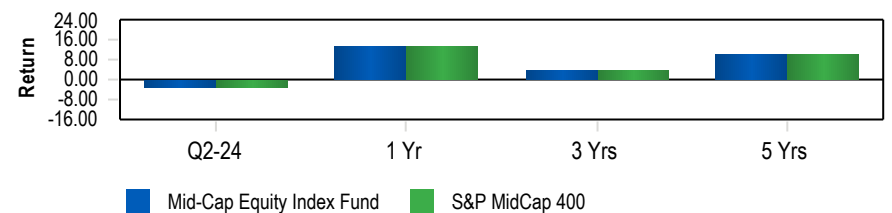
	3 Mo	1 Yr	3 Yrs	5 Yrs
Equity Index Fund	4.3	24.5	10.0	15.1
<i>S&amp;P 500</i>	4.3	24.6	10.0	15.0

Current Fund Manager:  
Mellon Capital (index)  
Current Fee : 0.04% per year



	3 Mo	1 Yr	3 Yrs	5 Yrs
Mid-Cap Equity Index Fund	-3.4	13.6	4.4	10.2
<i>S&amp;P MidCap 400</i>	-3.4	13.6	4.5	10.3

Current Fund Manager:  
Rhumbline Advisors (index).  
Current Fee : 0.05% per year



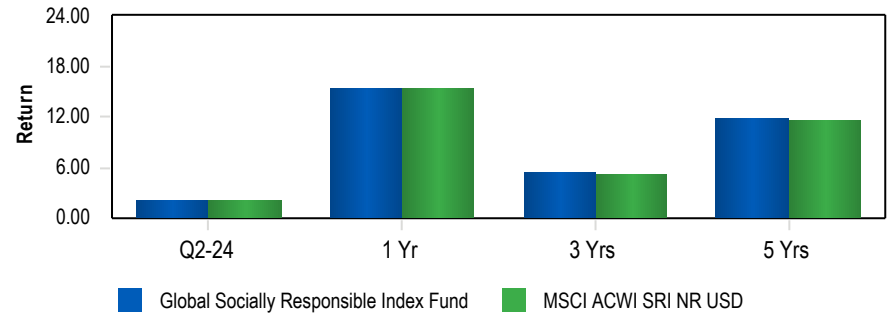
# New York City Deferred Compensation Plans

## Net of Fees Performance Summary

As of June 30, 2024

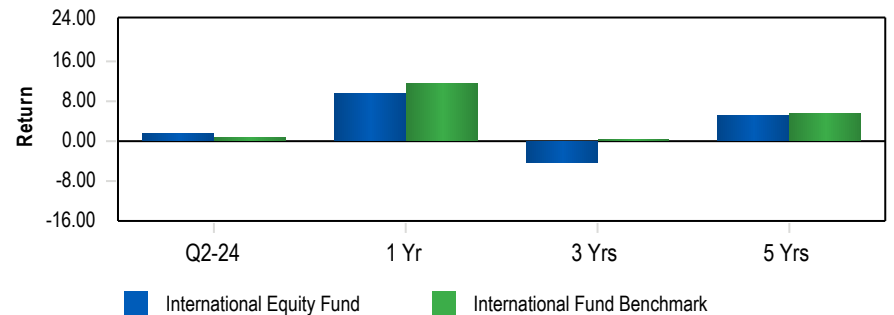
	3 Mo	1 Yr	3 Yrs	5 Yrs
Global SRI Index Fund	2.2	15.5	5.5	11.9
MSCI ACWI SRI NR USD	2.1	15.4	5.2	11.7

Current Fund Manager:  
BlackRock (index)  
Current Fee : 0.09% per year



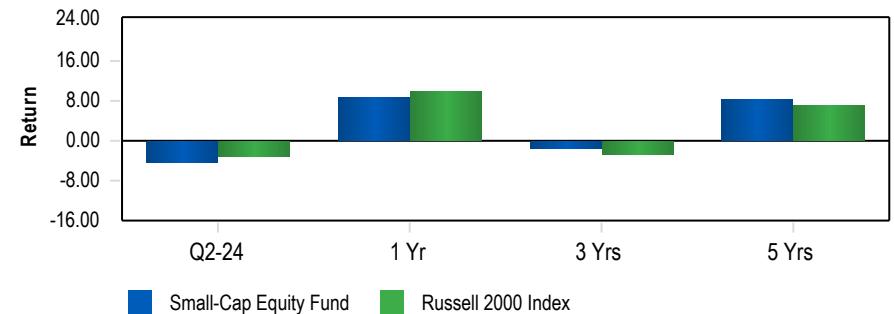
	3 Mo	1 Yr	3 Yrs	5 Yrs
Intl Equity Fund	1.4	9.4	-4.2	5.2
Intl Fund Benchmark	1.0	11.6	0.5	5.5

Current Fund Managers:  
Baillie Gifford (growth),  
Mondrian (value),  
Mellon Capital (index)  
Current Fee : 0.27% per year



	3 Mo	1 Yr	3 Yrs	5 Yrs
Small-Cap Equity Fund	-4.5	8.7	-1.5	8.2
Russell 2000 Index	-3.3	10.1	-2.6	6.9

Current Fund Managers:  
T. Rowe Price (growth),  
Westwood (value),  
Systematic (value),  
Wellington (core/growth),  
Rhumbline Advisors (index)  
Current Fee : 0.40% per year



## New York City Deferred Compensation Plans

### Pre-Arranged Portfolios

As of June 30, 2024

	3 Mo	1 Yr	3 Yrs	5 Yrs	Expense Ratio
Static Allocation Fund	0.9	5.5	1.9	4.1	0.20
2010 Fund	0.9	6.2	1.7	4.7	0.19
2015 Fund	1.0	7.5	1.7	5.4	0.18
2020 Fund	1.2	9.0	1.7	6.3	0.16
2025 Fund	1.4	11.1	1.9	7.5	0.15
2030 Fund	1.7	13.2	2.3	8.4	0.14
2035 Fund	1.8	14.4	2.6	9.0	0.13
2040 Fund	1.9	15.5	3.0	9.6	0.14
2045 Fund	1.9	16.0	3.2	9.9	0.14
2050 Fund	2.0	16.5	3.4	10.3	0.14
2055 Fund	2.1	17.2	3.7	10.7	0.14
2060 Fund	2.1	17.4	3.7		0.15

*The pre-arranged portfolio fund allocations are rebalanced quarterly.*

*Note: The fees quoted in this report includes the 4 basis point (0.04%) administrative fee that is imposed on all Plan options as of 01/01/2012.*

*Past investment returns are no guarantee of future returns and should not be relied upon as a sole source for investment decision-making.*

Returns for periods greater than one year are annualized.  
Returns are expressed as percentages.