



Environmental Control Board

A Division of the Office of Administrative Trials and Hearings



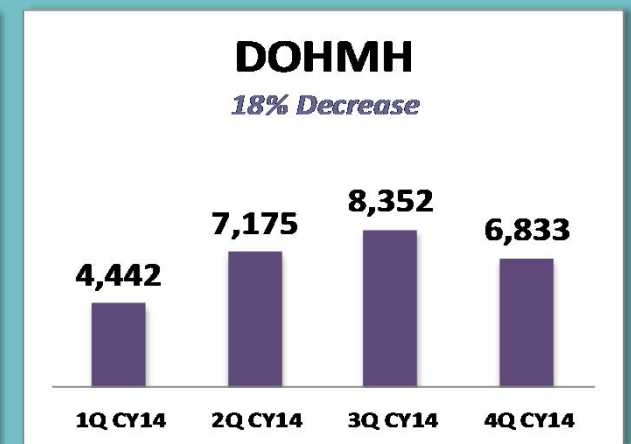
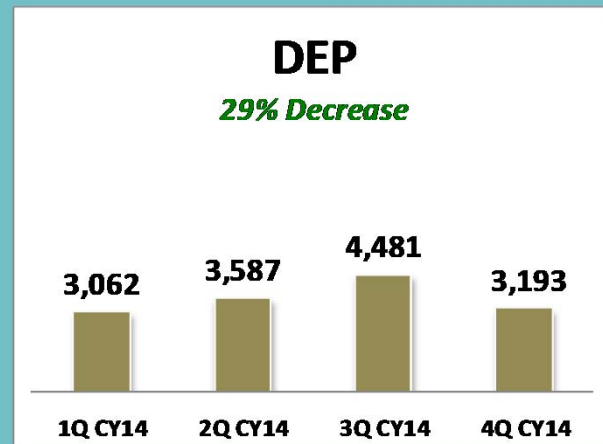
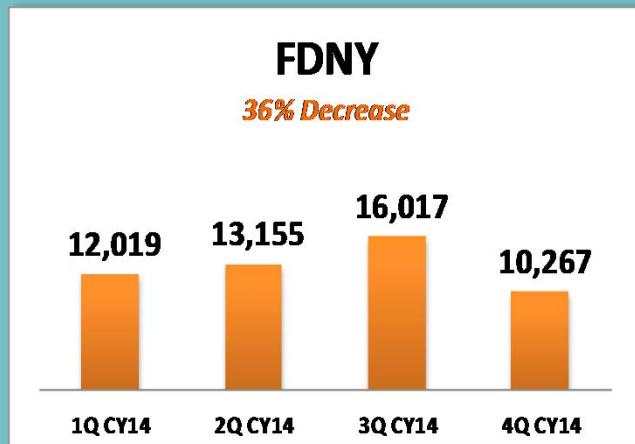
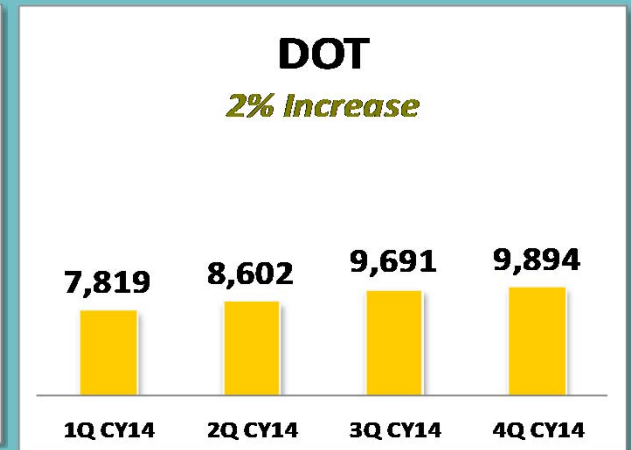
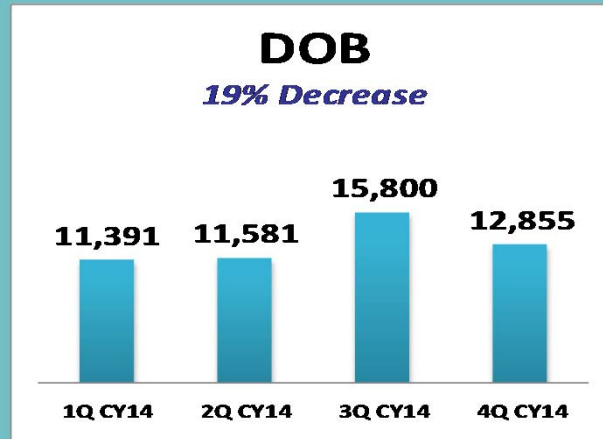
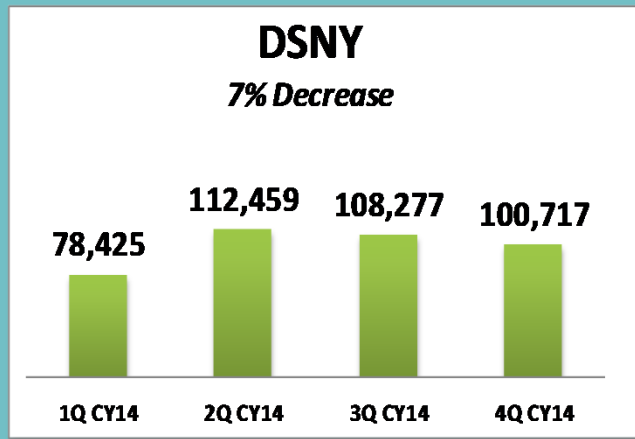
Quarterly Review for Board Members

(4Q CY2014)

January 29, 2014

Violations Received by ECB

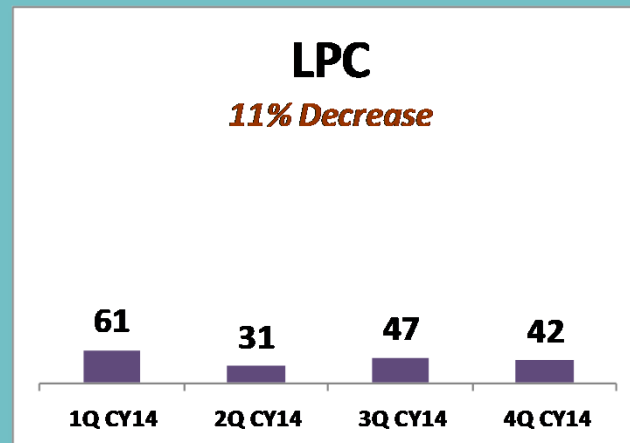
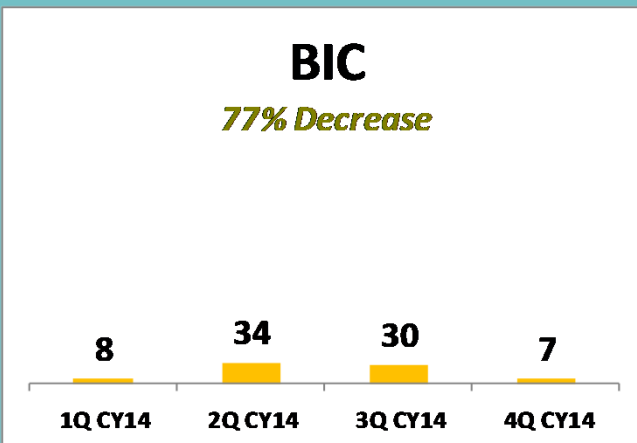
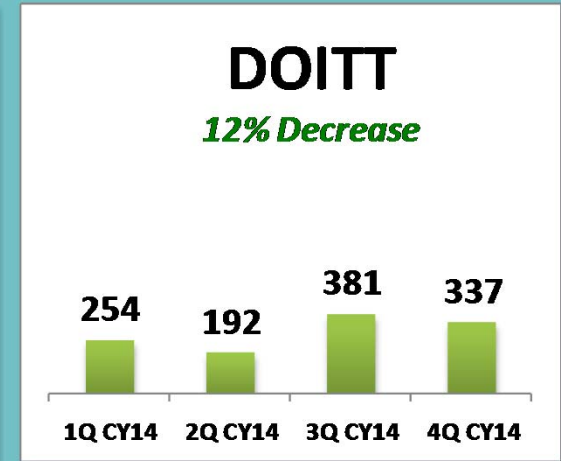
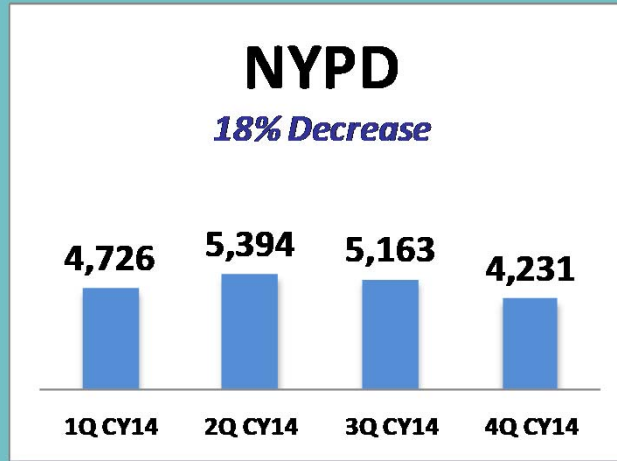
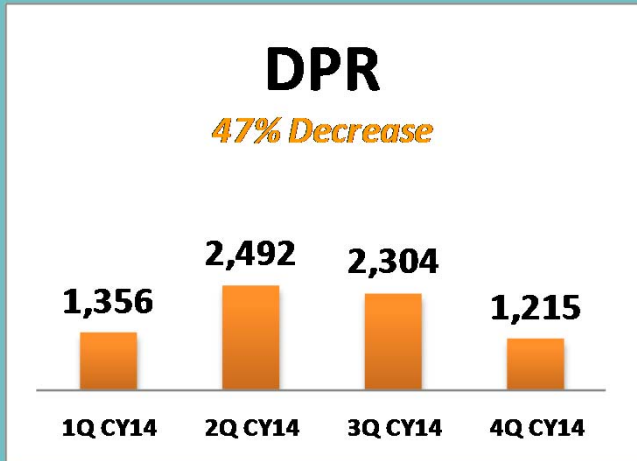
4Q CY2014



*1Q CY2014 (Jan-Mar 2014); 2Q CY2014 (Apr-Jun 2014); 3Q CY2014 (Jul-Sept 2014); 4Q CY2014 (Oct-Dec 2014); % change = 3Q CY2014 vs 4Q CY2014

Violations Received by ECB

4Q CY2014



Agency Group	3Q 2014 vs 4Q 2014
DSNY	-7%
DOB	-19%
FDNY	-36%
DOT	2%
DOHMH	-18%
NYPD	-18%
DEP	-29%
DPR	-47%
DOITT	-12%
LPC	-11%
BIC	-77%

*1Q CY2014 (Jan-Mar 2014); 2Q CY2014 (Apr-Jun 2014); 3Q CY2014 (Jul-Sept 2014); 4Q CY2014 (Oct-Dec 2014); % change = 3Q CY2014 vs 4Q CY2014

Violations Received by ECB

Quarterly Comparisons

Violations Received	4Q CY2013 (Oct, Nov & Dec 2013)	4Q CY2014 (Oct, Nov & Dec 2014)
DSNY	87,488	100,717
FDNY	10,508	12,855
DOB	10,745	10,267
DOT	7,522	9,894
DOHMH	6,114	6,833
NYPD	6,296	4,231
DEP	3,325	3,193
DPR	1,751	1,215
DOITT	178	337
LPC	10	42
BIC	12	7
Agency Code Missing	140	106
Misc	68	70
Total	134,157	149,767

Total Violations Heard

Quarterly Comparisons

Agency	4Q CY2013 <i>(Oct, Nov & Dec 2013)</i>	4Q CY2014 <i>(Oct, Nov & Dec 2014)</i>
DSNY	15,953	16,857
DOB	11,473	10,678
FDNY	5,619	4,859
DOHMH	3,955	3,849
DEP	3,463	3,607
NYPD	3,746	2,928
DOT	2,932	2,573
DOITT	625	446
DPR	463	337
LPC	12	19
BIC	8	5
Agency Code Missing or Invalid	53	33
Misc	511	453
TOTAL	48,813	46,644

Decisions Rendered

Quarterly Comparisons

Agency	4Q CY2013 <i>(Oct, Nov & Dec 2013)</i>	4Q CY2014 <i>(Oct, Nov & Dec 2014)</i>
DSNY	14,780	15,504
DOB	6,403	6,628
FDNY	4,408	4,185
DOHMH	3,430	3,240
NYPD	2,905	2,549
DEP	1,880	2,039
DOT	2,088	1,843
DPR	386	443
DOITT	113	113
LPC	5	19
BIC	12	4
Agency Code Missing or Invalid	44	33
Misc	38	21
TOTAL	36,492	36,621

Hearing to Decision

(Elapsed Time from Last Hearing to Decision Date)

4Q CY2014

	1Q CY2014 (Jan-Mar 2014)	2Q CY2014 (Apr-Jun 2014)	3Q CY2014 (Jul-Sept 2014)	4Q CY2014 (Oct-Dec 2014)
< 10 days	90%	90%	84%	82%
11 to 20 days	8%	9%	14%	16%
21 to 30 days	2%	1%	1%	1%

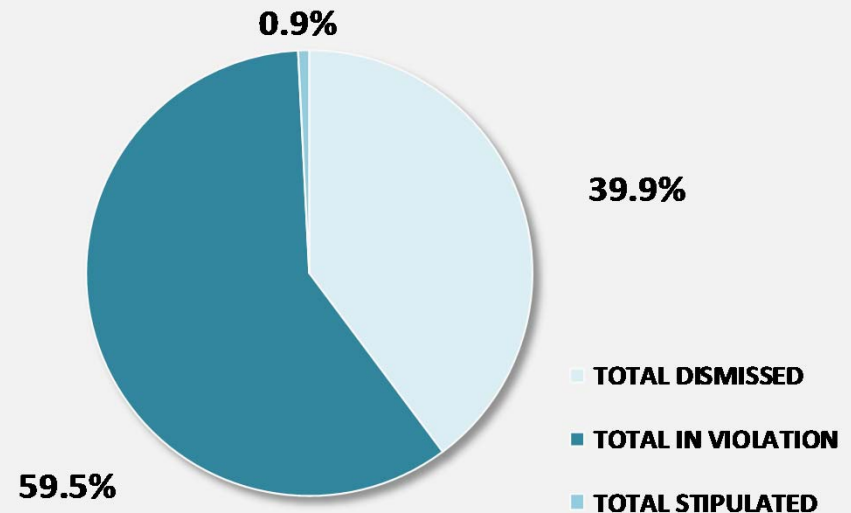
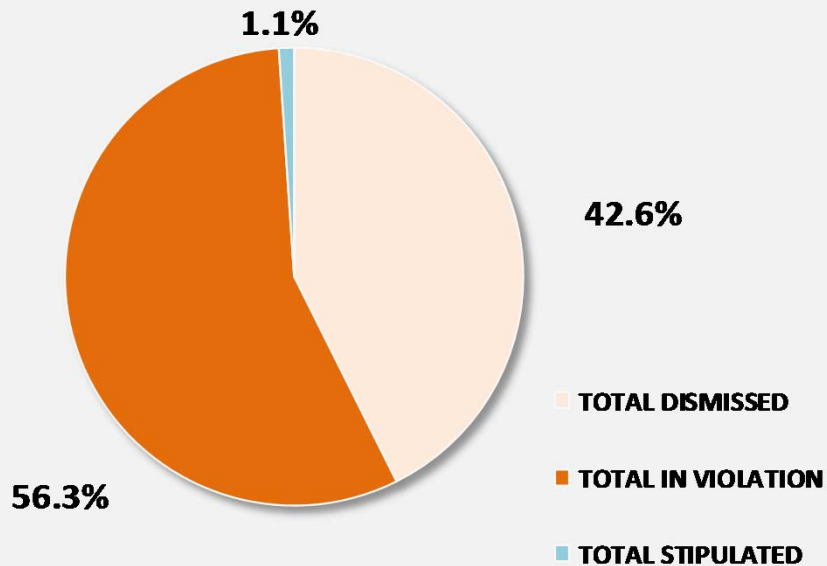
	1Q CY2014 (Jan-Mar 2014)	2Q CY2014 (Apr-Jun 2014)	3Q CY2014 (Jul-Sept 2014)	4Q CY2014 (Oct-Dec 2014)
< 20 days	98.1%	98.5%	98.3%	98.4%
21 to 30 days	1.6%	1.2%	1.3%	1.2%
31 to 40 days	0.2%	0.2%	0.3%	0.3%

Decisions Rendered after Hearings

4Q CY2013 vs 4Q CY2014
(In Violation/Dismissed/Stipulated)

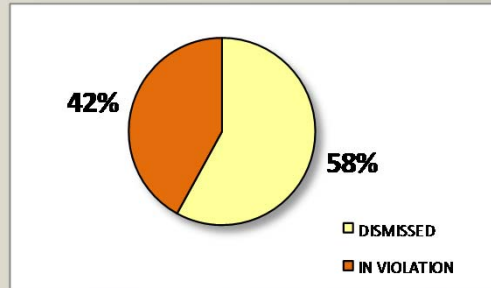
	4Q CY2013 <i>(Oct, Nov & Dec 2013)</i>
DISMISSED	15,555
IN VIOLATION	20,546
STIPULATED	391
TOTAL	36,492

	4Q CY2014 <i>(Oct, Nov & Dec 2014)</i>
DISMISSED	14,597
IN VIOLATION	21,781
STIPULATED	243
TOTAL	36,621

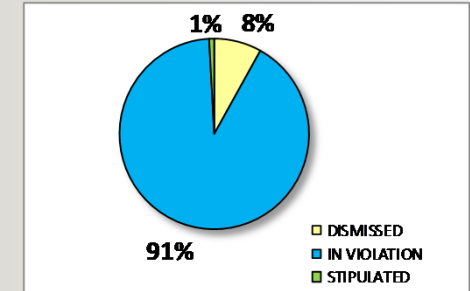


Decisions Rendered after Hearings (By Agency – 4Q CY2014)

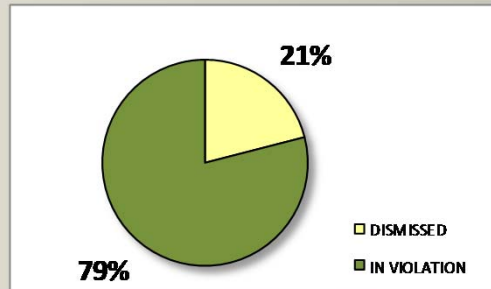
DSNY	4Q CY2014
DISMISSED	8,939
IN VIOLATION	6,561
STIPULATED	4
TOTAL	15,504



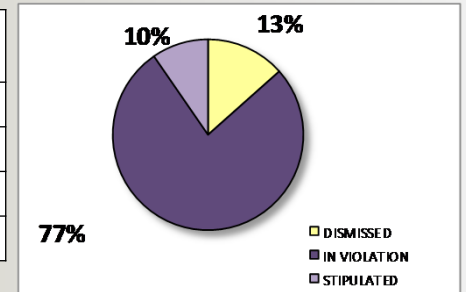
FDNY	4Q CY2014
DISMISSED	336
IN VIOLATION	3,813
STIPULATED	36
TOTAL	4,185



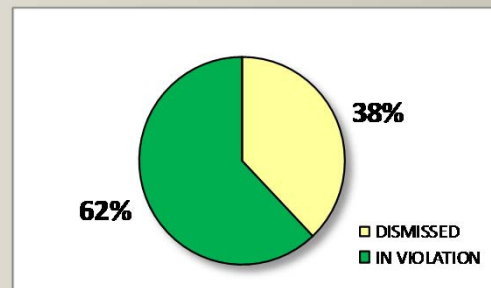
DOB	4Q CY2014
DISMISSED	1,403
IN VIOLATION	5,218
STIPULATED	7
TOTAL	6,628



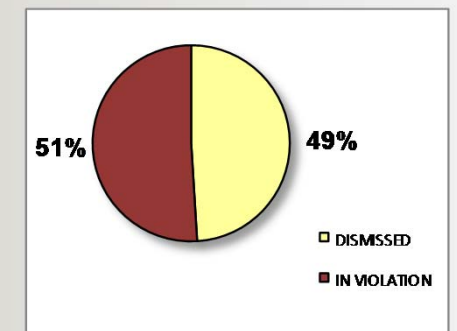
DEP	4Q CY2014
DISMISSED	274
IN VIOLATION	1,569
STIPULATED	196
TOTAL	2,039



DOT	4Q CY2014
DISMISSED	708
IN VIOLATION	1,135
TOTAL	1,843



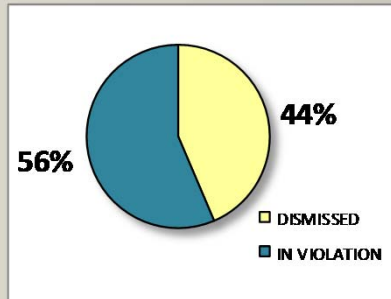
NYPD	4Q CY2014
DISMISSED	1,250
IN VIOLATION	1,299
TOTAL	2,549



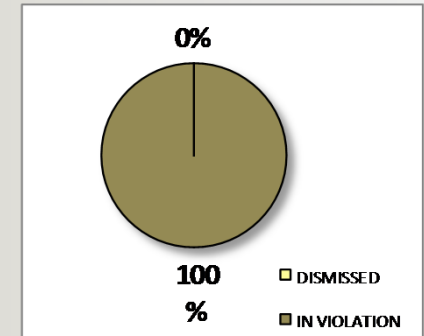
*October, November and December 2014

Decisions Rendered after Hearings (By Agency – 4Q CY2014)

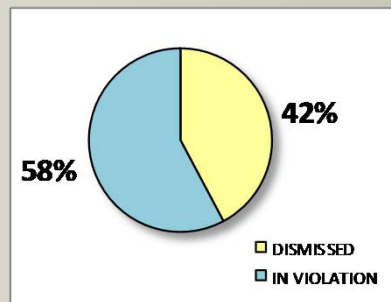
DOHMH	4Q CY2014
DISMISSED	1,412
IN VIOLATION	1,828
TOTAL	3,240



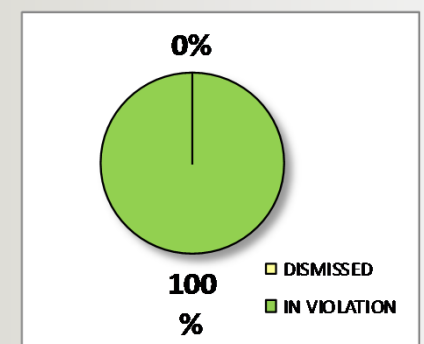
BIC	4Q CY2014
DISMISSED	0
IN VIOLATION	4
TOTAL	4



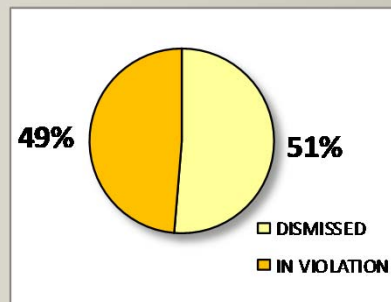
DPR	4Q CY2014
DISMISSED	187
IN VIOLATION	256
TOTAL	443



LPC	4Q CY2014
DISMISSED	0
IN VIOLATION	19
TOTAL	19



DOITT	4Q CY2014
DISMISSED	58
IN VIOLATION	55
TOTAL	113



*October, November and December 2014

Most Commonly Issued Violations By Agency (4Q CY2014)

DOT

FAILURE TO PERMANENTLY RESTORE CUT WITHIN REQUIRED TIME

FAILURE TO COMPLY WITH THE TERMS AND CONDITIONS OF DOT PERMITS

USE/OPENING OF STREET W/O PERMIT

DOB

UNLAWFUL ACTS.FAILURE TO COMPLY WITH AN ORDER OF THE COMMISSIONER

FAIL TO COMPLY W/COMMISSIONER ORDER TO FILE CERT OF CORRECTION W/DOB

FAIL MAINTAIN BLDG IN COMPLIANT MANNER: SERVICE EQUIPMENT

NYPD

VEND IN BUS STOP, NEXT TO HOSPITAL/10 FT OF DRIVE, SUBWAY, CROSSWALK

FAIL TO DISPLAY LICENSE AND/OR PLATE

ITEMS NOT IN OR UNDER CART (EXCEPT WASTE CONTAINER)

DSNY

DIRTY SIDEWALK/DIRTY AREA

DIRTY AREA

FAILURE TO CLEAN 18 INCHES INTO STREET

*October, November and December 2014

Most Commonly Issued Violations By Agency (4Q CY2014)

DEP

FAILED TO SUBMIT AN ANNUAL TEST REPORT FOR A BACKFLOW PREVENTER

OPERATING WITHOUT RENEWING OF EXPIRED OPERATING CERTIFICATE

FAILED TO INSTALL A BACKFLOW PREVENTER

DOHMH

FAIL TO ELIMINATE RODENT INFESTATION SHOWN BY ACTIVE RODENT SIGNS 1ST

FAIL TO ELIMINATE CONDITIONS CONDUCTIVE TO RODENT-DEBRIS, VEGETATION 1ST

FAIL TO ELIMINATE CONDITIONS CONDUCTIVE TO PESTS, GARBAGE CANS/SPILLAGE

FDNY

INSPECTION AND TESTING

FIRE PROTECTION SYSTEMS: FAIL TO PREVENT UNNECESSARY/UNWARRANTED ALARMS

POSTING OF PERMITS AND RECORD KEEPING

LPC

WORK W/O OR VIOL. OF CERT. OF APPROP/NO EFFECT (TYPE C) MISC. VIOLATION

WORK W/O OR VIOL. OF CERT. OF APPROP/NO EFFECT (TYPE C) FLAG, SIGN, BANR, AWNG

WORK W/O OR VIOL. OF CERT. OF APPROP/NO EFFECT-ALT EXT ARCHIT FEAT. TYPE A

*October, November and December 2014

Most Commonly Issued Violations By Agency

(4Q CY2014)

DOITT

FAILURE TO PROVIDE WORKING PUBLIC PAY TELEPHONE & OPERATOR SERVICES

FAILED TO CLEAN/MAINTAIN PUBLIC PAY TELEPHONE AS PER REQMNTS OF SUBSEC

INSTALL/OPERATE/MAINTAIN PUBLIC PAY TELEPHONE WITHOUT PERMIT

BIC

FAILURE TO REGISTER WHOLSALE AND/OR MARKET BUSINESS, AS PER SUBSE.

IDLING OF MOTOR VEHICLE ENGINE OVER THREE MINUTES (DIESEL FUEL)

FAILURE TO REGISTER WHOLSALE AND/OR MARKET BUSINESS, AS PER SUBSE.

DPR

FAILURE TO COMPLY WITH DIRECTIONS/PROHIBITIONS ON SIGNS

FAILURE TO COMPLY WITH BICYCLE RIDING RESTRICTIONS

UNLEASHED OR UNCONTROLLED ANIMALS IN PARK

*October, November and December 2014

Appealed Violations by Issuing Agency (4Q CY2014)

Agency	# of Violations
DSNY	329
DOB	235
FDNY	91
DOHMH	63
DOT	38
DEP	36
DPR	24
NYPD	17
DOITT	10
Total	843

*October, November and December 2014

Defaults (4Q CY2014)

Total # of Defaults (Oct, Nov, Dec 2014) =

78,805

Issuing Agency	# of Defaults 4Q CY2014	% out of Total Defaults
DSNY	55,833	71%
DOT	6,309	8%
DOHMH	4,990	6%