



NEW YORK CITY FIRE DEPARTMENT

2019-2020 Fire and Emergency Preparedness Bulletin

APARTMENT BUILDING FIRE SAFETY



DID YOU KNOW?


1. The top 5 causes of accidental fires in New York City (in 2018) are:
 - Electrical Malfunction
 - Smoking
 - Candles and Other Open Flames
 - Heating System
 - Cooking Carelessness
2. The top 3 causes of fire deaths in New York City (in 2018) are:
 - Candles and Other Open Flames
 - Electrical Malfunction
 - Smoking
3. More than 70% of fatal fires occur in homes without a working smoke alarm.

WHAT YOU CAN DO:



FIRE SAFETY BULLETIN TOP SEVEN FDNY TIPS

1



Installing and maintaining a smoke alarm will reduce your chances of dying in a fire in half. Install alarms on every floor and in bedrooms for extra protection.

Seventy percent of fire deaths occur in homes with an inoperable smoke alarm or no smoke alarm present. The majority of the deaths are children and older adults.

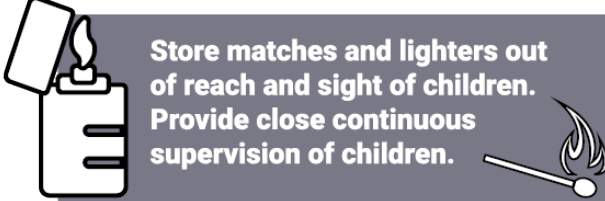
2

Never smoke while lying down, especially if you are drowsy, medicated, or have been drinking. Completely douse cigarette butts with water before discarding.



Smokers are seven times more likely than nonsmokers to have a fire in their home.

3



Store matches and lighters out of reach and sight of children. Provide close continuous supervision of children.

Child fire deaths are most often due to children playing with matches or utility lighters.

4

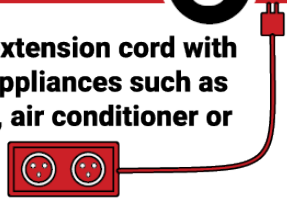
Stay in the kitchen while cooking and wear short or tight fitting sleeves.



Unattended cooking accounts for thirty-three percent of home fires.

5

Never use an extension cord with large current appliances such as a space heater, air conditioner or refrigerator.



Extension cords can cause home fires by overheating due to overloading the outlet.

6

Plan and practice a fire escape plan. Do not attempt to fight the fire yourself.

Get out and CLOSE THE DOOR. Call 911 from a safe location.



Smoke and fire kills! You may have less than three minutes to get to safety.

7

Never leave burning candles unattended.



Half of the people killed by candle fires in the home were younger than 20 years of age.

APARTMENT BUILDING EMERGENCY PREPAREDNESS




DID YOU KNOW?

Coastal storms cause life-threatening storm surges, flooding, high wind conditions and utility disruptions. Hurricanes alone have caused more than 200 deaths in New York City over the last century.

Heat. Heat causes more fatalities annually in New York City than any other extreme weather event. In recent years, more than 80% of heat stroke victims were people who lived in apartments without air conditioning.

Medical Emergencies. New York City 911 received more than 1.5 million calls for emergency medical assistance in 2018.

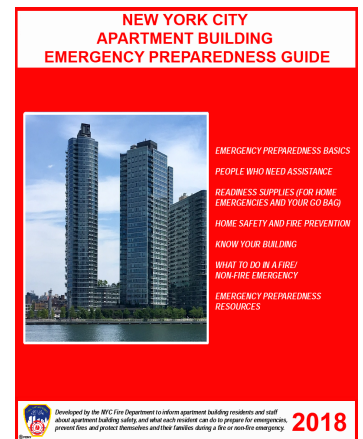

Utility Disruptions. Power outages may occur due to heat, storms and other causes. New York City experienced widespread power outages (blackouts) on November 9, 1965, July 14, 1977 and August 14, 2003. On July 13, 2019, there was one on the Upper West Side of Manhattan. During power outages, apartments above the sixth floor may not have water due to non-working pumps.



WHAT YOU CAN DO:

1. Inform yourself about emergency preparedness.

- **Fire Safety Notice:** Read the Fire Safety Notice on the back of your apartment door as to whether to leave (evacuate) or stay (shelter in place) in a fire. No notice on your apartment door? Contact your building owner/manager, or notify the Fire Department at FDNY.BusinessSupport@fdny.nyc.gov.
- **NYC Apartment Building Emergency Preparedness Guide.** Read the Guide, including the Building Information about your building! Didn't get one? Contact your building owner/manager or notify the Fire Department at FDNY.BusinessSupport@fdny.nyc.gov.
- **Emergency Preparedness/Evacuation Checklist.** Look for it in the next few months! It is designed to help you develop your own escape/evacuation plan.



2. **Prepare an escape/evacuation plan.** Make sure you know what you need to know in case you have to leave your building in an emergency. For example, do you know the location of all of the stairwells in your building and where they go?
3. **Talk about emergency preparedness.** Is your building ready for an emergency? Have a discussion with building management and your neighbors.
4. **Stay informed.** Notify NYC is the City's official source of information about emergency situations. Sign up at nyc.gov/notifynyc or by calling 311.