

Bureau of Fire Investigation

Investigative Management and Reporting System



2008 Annual Report



Veritas ex Cineribus

Michael R. Bloomberg
Mayor

Nicholas Scoppetta
Fire Commissioner

Bureau of Fire Investigation

Fire Department of the City of New York



**Chief Fire Marshal
Robert G. Byrnes**

**Assistant Chief Fire Marshal
John D. Lynn
Chief of Operations**

Supervising Fire Marshal
John J. Holohan
Program Administrator

Fire Marshal
Richard A. Giampaolo
Medical Examiner Liaison

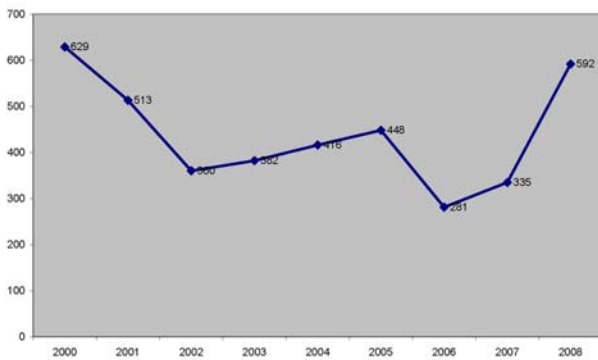
Computer Associate
Irina Gotsdanker
Application Developer

Principal Administrative Associate
Dana E. Holland
Records Management Supervisor

Bureau of Fire Investigation
Investigative Management and Reporting System
FDNY FIRE MARSHALS IN ACTION



BFI ARRESTS SURGE IN 2008



Bureau of Fire Investigation

Investigative Management and Reporting System

Section 1: Total Investigations Analysis

Summary of Investigations by Type
Summary of Fire Investigation Cases by Percentage

Section 2: Fire Cause Analysis

Graph of Fire Causes Investigated by Category
Summary of Fire Causes Investigated by Category
Summary of Fire Causes
Summary of Incendiary Fires by Borough
Summary of Incendiary Fires by Borough & Community Board
Summary of Accidental Fires by Borough
Summary of Accidental Fires by Borough & Community Board

Section 3: Civilian Fire Fatalities

Chief Fire Marshal Robert G. Byrnes with a statement on Fire Fatalities
Graph of Fatal Fire Causes
Graph of Fatal Fires by Age
Map of Fire Fatalities by Community Board
Annual Comparison of Fire Fatalities by Borough, 2000-2008
Annual Comparison of Fire Fatalities by Cause, 2004-2008
Fire Fatalities by Category & Cause
Fire Fatalities by Community Board & Borough
Monthly Fire Fatalities by Borough
Fire Fatalities by Hour of Occurrence & Borough
Fire Fatalities by Race/Ethnicity & Occupancy
Fire Fatalities by Age & Gender
Fire Fatalities Related to Vehicles
Smoke Detectors & Civilian Fire Fatalities

Section 4: Civilian Fire Injuries

Graph of Civilian Fire Injury Causes
Graph of Civilian Fire Injuries by Age
Map of Fire Injuries by Community Board
Annual Comparison of Fire Injuries by Borough, 2004-2008
Annual Comparison of Fire Injuries by Cause, 2004-2008
Fire Injuries by Category & Cause
Fire Injuries by Borough & Type of Injury
Fire Injuries by Community Board & Borough
Monthly Fire Injuries by Borough
Fire Injuries by Hour of Occurrence & Borough
Fire Injuries by Race/Ethnicity & Occupancy
Fire Injuries by Age & Gender
Fire Injuries Related to Vehicles
Smoke Detectors & Civilian Fire Injuries

Section 5: Arrest Report

Arrest Summary Report
BFI Arrests & Assists to Law Enforcement by Community Board & Borough
BFI Arrests by Borough
BFI Arrests by Community Board & Borough
BFI Arson Arrests by Community Board & Borough
Bronx Community Boards Arrest Breakdown
Brooklyn Community Boards Arrest Breakdown
Manhattan Community Boards Arrest Breakdown
Queens Community Boards Arrest Breakdown
Staten Island Community Boards Arrest Breakdown
Other Law Enforcement Arrests / BFI Assists by Borough
Other Law Enforcement Arrests / BFI Assists by Community Board & Borough

Bureau of Fire Investigation

Investigative Management and Reporting System



2008

Annual Report

on

Total Investigations



Veritas ex Cineribus

Bureau Of Fire Investigation

Investigative Management and Reporting System

Summary of Investigations by Type

For the period 01/01/2008 through 12/31/2008

Printed on Mar. 26, 2009



Type of Investigation	Total
Total Fire Investigations:	5257
Total Non Fire Investigations:	1025
Albany Burn Notif. Unrelated to a Fire/Explosion	361
SIU Investigation	258
Other - No Fire	114
Juvenile Firesetter Intervention	105
MFA	89
Albany Burn Notif. Related to a Previous BFI Inv.	43
Fireworks Related	21
Threat to Burn	15
Headquarters Investigation	11
Carbon Monoxide Incident	3
Electrocution - Electrical Burns to Person	3
Fraudulent Placard Investigation	2
Cases Received:	6282
Preliminary Investigation Only:	105
Total Investigations:	6177

Bureau Of Fire Investigation

Investigative Management and Reporting System

Summary of Fire Investigation Cases by Percentage

For the period 01/01/2008 through 12/31/2008

Printed on Mar. 26, 2009



Investigations	Total
Incendiary	2304
Percentage of Investigations Conducted	37.3%
Electrical	931
Percentage of Investigations Conducted	15.07%
Smoking	585
Percentage of Investigations Conducted	9.47%
No Fire	418
Percentage of Investigations Conducted	6.77%
Open Flame	411
Percentage of Investigations Conducted	6.65%
Albany Burn (Unrelated to Fire)	361
Percentage of Investigations Conducted	5.84%
Cooking Carelessness	195
Percentage of Investigations Conducted	3.16%
Hot Objects	194
Percentage of Investigations Conducted	3.14%
Appliance	187
Percentage of Investigations Conducted	3.03%
Preliminary Investigation Only	105
Percentage of Investigations Conducted	1.7%
Juvenile Firesetter Intervention	105
Percentage of Investigations Conducted	1.7%

Bureau Of Fire Investigation

Investigative Management and Reporting System

Summary of Fire Investigation Cases by Percentage

For the period 01/01/2008 through 12/31/2008

Printed on Mar. 26, 2009



Investigations	Total
MFA	89
Percentage of Investigations Conducted	1.44%
Heaters	86
Percentage of Investigations Conducted	1.39%
Ignitable Liquid/Gas	61
Percentage of Investigations Conducted	.99%
Other	53
Percentage of Investigations Conducted	.86%
Not Ascertained	48
Percentage of Investigations Conducted	.78%
Motors	48
Percentage of Investigations Conducted	.78%
Albany Burn (Previous BFI Case)	43
Percentage of Investigations Conducted	.7%
Natural Sources	37
Percentage of Investigations Conducted	.6%
Electronic Devices	21
Percentage of Investigations Conducted	.34%
Cases Received:	6282
Preliminary Investigation Only:	105
Total Investigations:	6177

Bureau of Fire Investigation

Investigative Management and Reporting System



2008

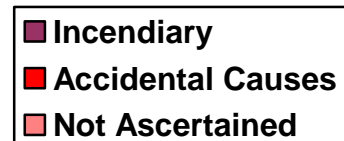
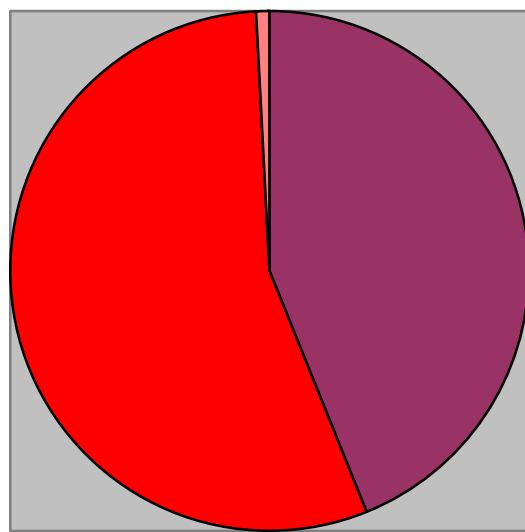
Annual Report

on

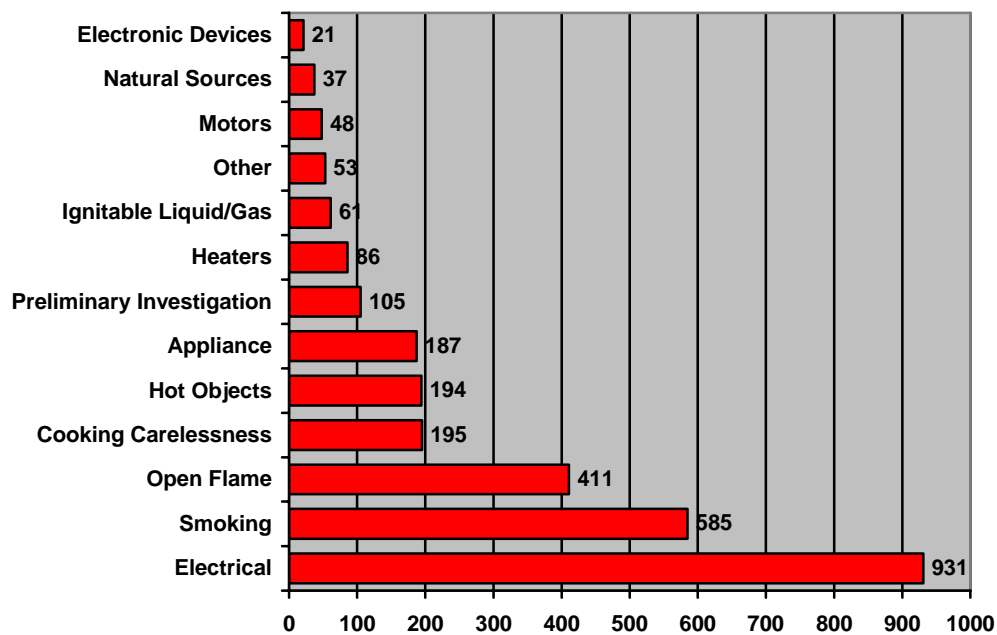
Fire Causes



Veritas ex Cineribus



Summary of Accidental Fire Causes



Bureau Of Fire Investigation

Investigative Management and Reporting System

Summary of Fire Causes Investigated by Category

For the period 01/01/2008 through 12/31/2008

Printed on Mar. 26, 2009



Cause of Fire Category	Total
Incendiary	2304
Percentage of Fire Investigations Conducted	44.72%
Electrical	931
Percentage of Fire Investigations Conducted	18.07%
Smoking	585
Percentage of Fire Investigations Conducted	11.35%
Open Flame	411
Percentage of Fire Investigations Conducted	7.98%
Cooking Carelessness	195
Percentage of Fire Investigations Conducted	3.78%
Hot Objects	194
Percentage of Fire Investigations Conducted	3.77%
Appliance	187
Percentage of Fire Investigations Conducted	3.63%
Heaters	86
Percentage of Fire Investigations Conducted	1.67%
Ignitable Liquid/Gas	61
Percentage of Fire Investigations Conducted	1.18%
Motors	48
Percentage of Fire Investigations Conducted	.93%
Not Ascertained	48
Percentage of Fire Investigations Conducted	.93%
Natural Sources	37
Percentage of Fire Investigations Conducted	.72%
Electronic Devices	21
Percentage of Fire Investigations Conducted	.41%

Bureau Of Fire Investigation

Investigative Management and Reporting System

Summary of Fire Causes Investigated by Category

For the period 01/01/2008 through 12/31/2008

Printed on Mar. 26, 2009



Cause of Fire Category	Total
Under Investigation	3
Percentage of Fire Investigations Conducted	.06%
Other	41
Percentage of Fire Investigations Conducted	.8%
Fire Cases Received:	5257
Preliminary Investigation Only:	105
Total Fire Investigations:	5152

Bureau Of Fire Investigation

Investigative Management and Reporting System

Summary of Fire Causes

For the period 01/01/2008 through 12/31/2008

Printed on Mar. 26, 2009



Fire Category: Appliance

Cause of Fire	Count
Clothes Dryer - Natural Gas	44
Other Appliance	44
Stove - Natural Gas	37
Clothes Dryer	27
Refrigeration Compressor	10
Stove - Microwave	9
Clothes Dryer - Electric	4
Coffee Pot	4
Washer/Dryer	3
Stove - Electric	2
Clothes Washer	1
Dishwasher	1
Stove - Wood	1
Appliance Total:	187

Fire Category: Cooking Carelessness

Cause of Fire	Count
Stove/Cooking - Stove	128
Stove/Cooking - Other	38
Stove/Cooking - Fryer	9
Stove/Cooking - Electric	7
Barbecue - Wood/Charcoal	6
Stove/Cooking - Toaster Oven	4
Barbecue - Propane	3
Cooking Carelessness Total:	195

Fire Category: Electrical

Cause of Fire	Count
Electrical Wiring	422
Extension Cord	175
Other - Electrical	62
Lighting Fixture	54
Appliance Cord	49
Power Strip	40

Bureau Of Fire Investigation

Investigative Management and Reporting System

Summary of Fire Causes

For the period 01/01/2008 through 12/31/2008

Printed on Mar. 26, 2009



Fire Category: Electrical

Cause of Fire	Count
Vehicle Wiring	35
Hard Wire Outlet	31
Feeder Cable	20
Fuse/Circuit Breaker Panel	12
Service	9
Transformer	8
Arc Welding	6
Ballast	4
Surge Suppressor	3
Holiday Lighting	1
Electrical Total:	931

Fire Category: Electronic Devices

Cause of Fire	Count
Computer Component(s)	8
Radio/Stereo	6
TV	6
Other Audio Visual Equipment	1
Electronic Devices Total:	21

Fire Category: Heaters

Cause of Fire	Count
Portable Heater - Electric	31
Permanent Heater - Oil	23
Permanent Heater - Gas	15
Heaters - Other	7
Permanent Heater	4
Permanent Heater - Electric	2
Portable Heater - Kerosene	2
Portable Heater	1
Portable Heater - Natural Gas	1
Heaters Total:	86

Bureau Of Fire Investigation

Investigative Management and Reporting System

Summary of Fire Causes

For the period 01/01/2008 through 12/31/2008

Printed on Mar. 26, 2009



Fire Category: Hot Objects

Cause of Fire	Count
Other - Hot Objects	58
Heat or Sparks from Friction	32
Heat from Light Bulb	31
Chimney/Flues	21
Incense	19
Heat From Molten Metal / Slag	14
Permanent Heater - Steam Radiator (Pyrolysis)	9
Heat from an Iron	7
Hot Embers	3
Hot Objects Total:	194

Fire Category: Ignitable

Cause of Fire	Count
Ignitable Liquids/Gases - Gasoline	18
Ignitable Liquid-Polyurethane/Varnish/PaintThinner	15
Ignitable Liquids/Gases - Natural Gas	7
Ignitable Liquids/Gases - Pesticide Fogger	6
Other - Ignitable Liquid/Gas	5
Other - Liquid	5
Ignitable Liquids/Gases - Fuel Oil	3
Ignitable Liquids/Gases - Propane	2
Ignitable Total:	61

Fire Category: Incendiary

Cause of Fire	Count
Incendiary - Combustible Material	1378
Incendiary	664
Incendiary - Ignitable Liquid	192
Incendiary - Fireworks	29
Incendiary - Reckless Use of Open Flame	16
Incendiary - Attempted Arson	9
Incendiary - Torch - Illegal Use of	7
Incendiary - Combustible Gas	3
Incendiary - Attempted Suicide	2

Bureau Of Fire Investigation

Investigative Management and Reporting System

Summary of Fire Causes

For the period 01/01/2008 through 12/31/2008

Printed on Mar. 26, 2009



Fire Category: Incendiary

Cause of Fire	Count
Incendiary - Self Immolation	2
Incendiary - Explosives	2
Incendiary Total:	2304

Fire Category: Motors

Cause of Fire	Count
Other Motor	27
Motors - Fan	12
Motors - Compressors	4
Motors - Elevator	4
Motors - Subway	1
Motors Total:	48

Fire Category: Natural Sources

Cause of Fire	Count
Spontaneous Combustion	28
Lightning	6
Solar Rays	2
Natural Sources	1
Natural Sources Total:	37

Fire Category: Open Flame

Cause of Fire	Count
Candle	192
Torch - Legal Use of	66
Child Playing w/Matches/Lighter	52
Matches/Lighter	36
Other - Open Flame	29
Cooking Fire Extending to Clothing or Combustibles	17
Child Playing w/ Other Open Flame	11
Fireplace	8
Open Flame Total:	411

Bureau Of Fire Investigation

Investigative Management and Reporting System

Summary of Fire Causes

For the period 01/01/2008 through 12/31/2008

Printed on Mar. 26, 2009



Fire Category: Smoking

Cause of Fire	Count
Smoking (Cigarette/Cigar)	585
Smoking Total:	585

Fire Category: Other

Cause of Fire	Count
Not Ascertained	48
Other	25
Exothermic Chemical Reaction	13
Rekindle	3
Under Investigation	3
Other Total:	92

Grand Total: 5152

Bureau of Fire Investigation

Investigative Management and Reporting System



2008

Annual Report

on

Incendiary Fires



Veritas ex Cineribus

Bureau Of Fire Investigation

Investigative Management and Reporting System

Summary of Incendiary Fires by Borough

For the period 01/01/2008 through 12/31/2008

Printed on Mar. 26, 2009



Borough	Occupied Building	Vacant Building	SubTotal Structural	Auto and Transit	Other	Total Incendiary Fires
Bronx	437	21	458	182	13	653
Brooklyn	417	42	459	257	51	767
Manhattan	260	3	263	22	41	326
Queens	134	30	164	184	42	390
Staten Island	59	14	73	56	39	168
Totals:	1307	110	1417	701	186	2304

Bureau Of Fire Investigation

Investigative Management and Reporting System

Summary of Incendiary Fires by Borough and Community Board

For the period 01/01/2008 through 12/31/2008

Printed on Mar. 26, 2009



Borough	Occupied Building	Vacant Building	SubTotal Structural	Auto and Transit	Other	Total Incendiary Fires
Bronx						
CB						
01	75	2	77	11	0	88
02	13	1	14	22	1	37
03	60	1	61	18	0	79
04	41	2	43	9	0	52
05	36	1	37	12	1	50
06	43	4	47	10	1	58
07	29	0	29	10	0	39
08	15	1	16	9	0	25
09	55	4	59	17	2	78
10	18	2	20	27	3	50
11	28	0	28	10	0	38
12	24	3	27	27	5	59
Bronx CB Totals	437	21	458	182	13	653

Bureau Of Fire Investigation

Investigative Management and Reporting System

Summary of Incendiary Fires by Borough and Community Board

For the period 01/01/2008 through 12/31/2008

Printed on Mar. 26, 2009



Borough	Occupied Building	Vacant Building	SubTotal Structural	Auto and Transit	Other	Total Incendiary Fires
Brooklyn						
CB						
01	20	3	23	24	4	51
02	34	1	35	8	0	43
03	59	8	67	13	3	83
04	16	1	17	12	3	32
05	45	5	50	46	3	99
06	24	0	24	6	5	35
07	6	1	7	12	4	23
08	15	3	18	10	0	28
09	16	0	16	6	1	23
10	11	0	11	21	4	36
11	12	0	12	13	2	27
12	7	3	10	9	1	20
13	45	8	53	9	4	66
14	17	2	19	2	4	25
15	12	2	14	17	4	35
16	35	1	36	8	2	46
17	27	1	28	10	1	39
18	16	3	19	31	6	56
Brooklyn CB Totals	417	42	459	257	51	767

Bureau Of Fire Investigation

Investigative Management and Reporting System

Summary of Incendiary Fires by Borough and Community Board

For the period 01/01/2008 through 12/31/2008

Printed on Mar. 26, 2009



Borough	Occupied Building	Vacant Building	SubTotal Structural	Auto and Transit	Other	Total Incendiary Fires
Manhattan						
CB						
01	7	0	7	0	2	9
02	3	0	3	2	1	6
03	30	0	30	2	2	34
04	9	0	9	2	3	14
05	13	0	13	1	2	16
06	6	0	6	1	3	10
07	15	0	15	2	0	17
08	18	0	18	1	16	35
09	23	1	24	0	1	25
10	43	0	43	3	1	47
11	70	0	70	3	6	79
12	23	2	25	5	4	34
Manhattan CB Totals	260	3	263	22	41	326

Bureau Of Fire Investigation

Investigative Management and Reporting System

Summary of Incendiary Fires by Borough and Community Board

For the period 01/01/2008 through 12/31/2008

Printed on Mar. 26, 2009



Borough	Occupied Building	Vacant Building	SubTotal Structural	Auto and Transit	Other	Total Incendiary Fires
Queens						
CB						
01	7	0	7	8	3	18
02	1	2	3	18	1	22
03	6	1	7	6	1	14
04	11	3	14	16	4	34
05	7	1	8	13	2	23
06	5	0	5	1	2	8
07	12	1	13	16	2	31
08	5	0	5	9	3	17
09	4	1	5	15	8	28
10	8	0	8	21	4	33
11	3	0	3	8	4	15
12	31	16	47	20	1	68
13	7	1	8	18	2	28
14	27	4	31	15	5	51
Queens						
CB Totals	134	30	164	184	42	390

Bureau Of Fire Investigation

Investigative Management and Reporting System

Summary of Incendiary Fires by Borough and Community Board

For the period 01/01/2008 through 12/31/2008

Printed on Mar. 26, 2009



Borough	Occupied Building	Vacant Building	SubTotal Structural	Auto and Transit	Other	Total Incendiary Fires
Staten Island						
CB						
01	43	9	52	19	15	86
02	10	3	13	21	14	48
03	6	2	8	16	10	34
Staten Island						
CB Totals	59	14	73	56	39	168
<hr/>						
Grand Total						
All Boroughs	1307	110	1417	701	186	2304

Bureau of Fire Investigation

Investigative Management and Reporting System



2008

Annual Report

on

Accidental Fires



Veritas ex Cineribus

Bureau Of Fire Investigation

Investigative Management and Reporting System

Summary of Accidental Fires by Borough

For the period 01/01/2008 through 12/31/2008

Printed on Mar. 26, 2009



Borough	Occupied Building	Vacant Building	SubTotal Structural	Auto and Transit	Other	Total Accidental Fires
Bronx	486	6	492	23	23	538
Brooklyn	818	10	828	38	46	912
Manhattan	543	2	545	16	29	590
Queens	525	4	529	48	43	620
Staten Island	114	4	118	6	14	138
Totals:	2486	26	2512	131	155	2798

Bureau Of Fire Investigation

Investigative Management and Reporting System

Summary of Accidental Fires by Borough and Community Board

For the period 01/01/2008 through 12/31/2008

Printed on Mar. 26, 2009



Borough	Occupied Building	Vacant Building	SubTotal Structural	Auto and Transit	Other	Total Accidental Fires
Bronx						
CB						
01	53	0	53	2	2	57
02	24	0	24	0	1	25
03	32	1	33	2	2	37
04	57	0	57	1	4	62
05	55	0	55	3	0	57
06	37	4	41	3	0	44
07	50	0	50	1	0	50
08	25	0	25	0	2	27
09	49	1	50	1	4	55
10	19	0	19	5	5	29
11	31	0	31	2	1	34
12	54	0	54	3	4	61
Bronx CB Totals	486	6	492	23	23	538

Bureau Of Fire Investigation

Investigative Management and Reporting System

Summary of Accidental Fires by Borough and Community Board

For the period 01/01/2008 through 12/31/2008

Printed on Mar. 26, 2009



Borough	Occupied Building	Vacant Building	SubTotal Structural	Auto and Transit	Other	Total Accidental Fires
Brooklyn						
CB						
01	76	1	77	3	8	88
02	42	0	42	2	6	50
03	72	0	72	2	1	75
04	56	0	56	0	0	56
05	70	2	72	7	5	84
06	34	0	34	2	1	37
07	21	1	22	4	4	30
08	43	2	45	0	1	46
09	47	1	48	0	1	49
10	22	0	22	2	0	24
11	33	0	33	1	2	36
12	39	1	40	3	1	44
13	29	0	29	2	4	35
14	51	1	52	2	0	54
15	32	1	33	3	3	39
16	51	0	51	1	0	52
17	58	0	58	2	3	63
18	42	0	42	2	6	50
Brooklyn CB Totals	818	10	828	38	46	912

Bureau Of Fire Investigation

Investigative Management and Reporting System

Summary of Accidental Fires by Borough and Community Board

For the period 01/01/2008 through 12/31/2008

Printed on Mar. 26, 2009



Borough	Occupied Building	Vacant Building	SubTotal Structural	Auto and Transit	Other	Total Accidental Fires
Manhattan						
CB						
01	28	1	29	0	3	32
02	37	0	37	2	4	43
03	42	0	42	2	0	44
04	44	1	45	0	4	49
05	76	0	76	4	5	85
06	38	0	38	1	3	42
07	47	0	47	1	3	51
08	46	0	46	2	2	50
09	38	0	38	0	0	38
10	50	0	50	2	1	53
11	50	0	50	1	2	53
12	47	0	47	1	2	50
Manhattan CB Totals	543	2	545	16	29	590

Bureau Of Fire Investigation

Investigative Management and Reporting System

Summary of Accidental Fires by Borough and Community Board

For the period 01/01/2008 through 12/31/2008

Printed on Mar. 26, 2009



Borough	Occupied Building	Vacant Building	SubTotal Structural	Auto and Transit	Other	Total Accidental Fires
Queens						
CB						
01	36	0	36	1	5	42
02	24	0	24	5	2	31
03	35	1	36	4	1	41
04	21	0	21	1	3	25
05	37	1	38	6	5	49
06	25	0	25	2	0	27
07	48	0	48	2	3	53
08	34	0	34	5	1	40
09	35	1	36	3	2	41
10	33	0	33	3	5	41
11	18	0	18	5	4	27
12	99	0	99	5	4	108
13	49	0	49	5	5	59
14	30	1	31	1	3	35
15	1	0	1	0	0	1
Queens CB Totals	525	4	529	48	43	620

Bureau Of Fire Investigation

Investigative Management and Reporting System

Summary of Accidental Fires by Borough and Community Board

For the period 01/01/2008 through 12/31/2008

Printed on Mar. 26, 2009



Borough	Occupied Building	Vacant Building	SubTotal Structural	Auto and Transit	Other	Total Accidental Fires
Staten Island						
CB						
01	63	3	66	2	8	76
02	26	1	27	2	5	34
03	25	0	25	2	1	28
Staten Island						
CB Totals	114	4	118	6	14	138
<hr/>						
Grand Total						
All Boroughs	2486	26	2512	131	155	2798

Bureau of Fire Investigation

Investigative Management and Reporting System



2008

Annual Report

on

Civilian Fire Fatalities



Veritas ex Cineribus

Bureau of Fire Investigation
Investigative Management and Reporting System
FIRE FATALITIES
Period: January 1, 2008- December 31, 2008



The Bureau of Fire Investigation (BFI) investigates all fires where a civilian injury is reported or a 10-45 code is transmitted. A “BFI 10-45 Report” is completed for every injury or fatality. The information from this report is then entered into a database similar to the NYFIRS program. The program automatically updates with each entry.

All fire deaths are counted in the month and year in which the death occurs, **not** the month or year in which the fire occurred. If a fire takes place in March and the victim dies in June, the death is recorded in June. If a fire takes place in November and the victim dies the following year in January, the death is recorded in January of the New Year.

When a fire victim dies, the Medical Examiner’s Office requires a Fire Marshal’s report in order to determine the manner of death (accidental, suicide, homicide, other).

In some cases the Medical Examiner will determine that the victim actually died prior to the fire. In that case the victim will **not** be counted as a fire death. Some examples of this are:

A murder victim is set on fire in an attempt to cover-up the crime—**not a fire death**.

A victim goes into cardiac arrest while cooking food on the stove that causes a fire—**not a fire death**.

A victim of an automobile accident where the car bursts into flames—Medical Examiner determines trauma, **not a fire death**.

There are also many cases in which a fire death is initially deemed a 10-37 (minor injury), and it is only after the Medical Examiner’s Office contacts the Bureau of Fire Investigation for the Fire Marshals report that the victim is determined to be a fire death. This occasionally happens when:

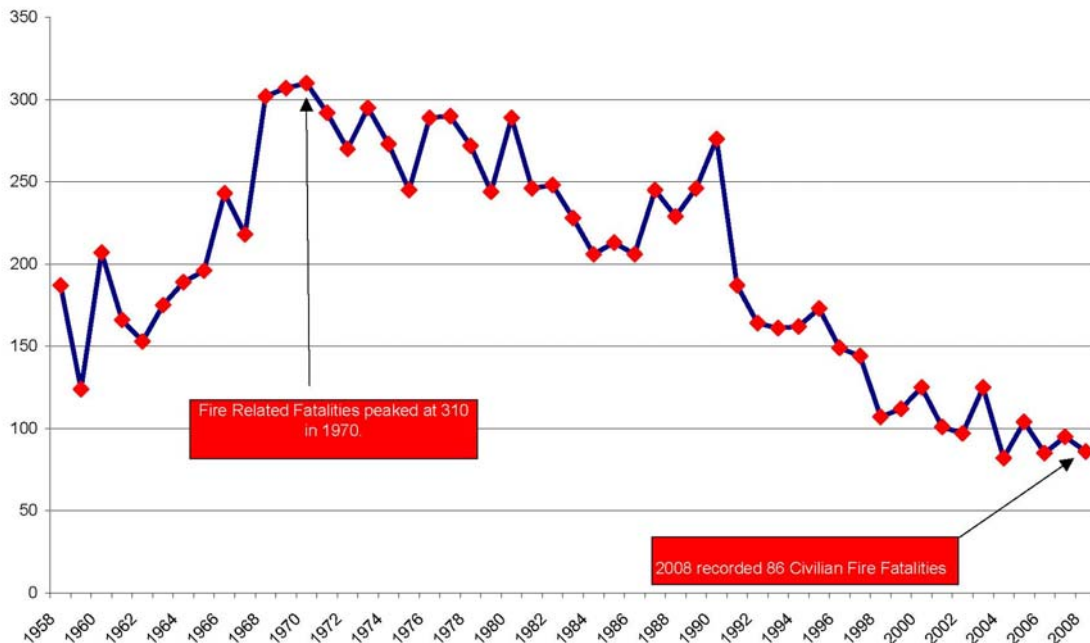
A person suffering from smoke inhalation or burns leaves the fire scene before the arrival of medical/fire personnel and then dies elsewhere—**fire death**.

A person who may live alone and dies as a result of a fire confined to him or herself. The deceased victim is found sometime later by a friend or relative. The call generates a CFR-D or ambulance response—**fire death**.

In these times of modern medicine, forensic science and advanced technology, we are confident that all fire deaths are being recorded as such and counted accurately.

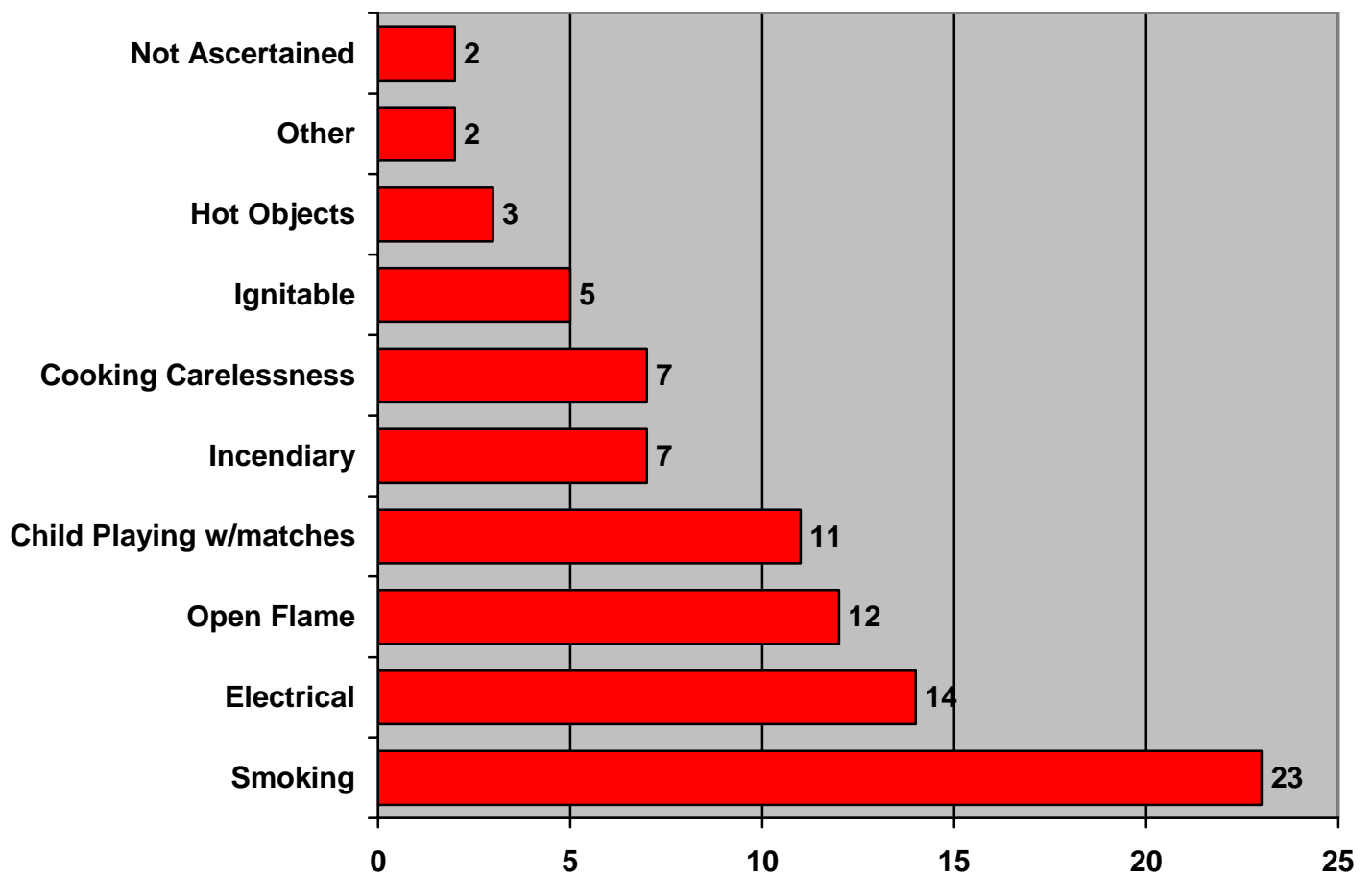
Civilian Fire Deaths In New York City-1958 to 2008

Civilian Fire Fatalities Near All Time Lows



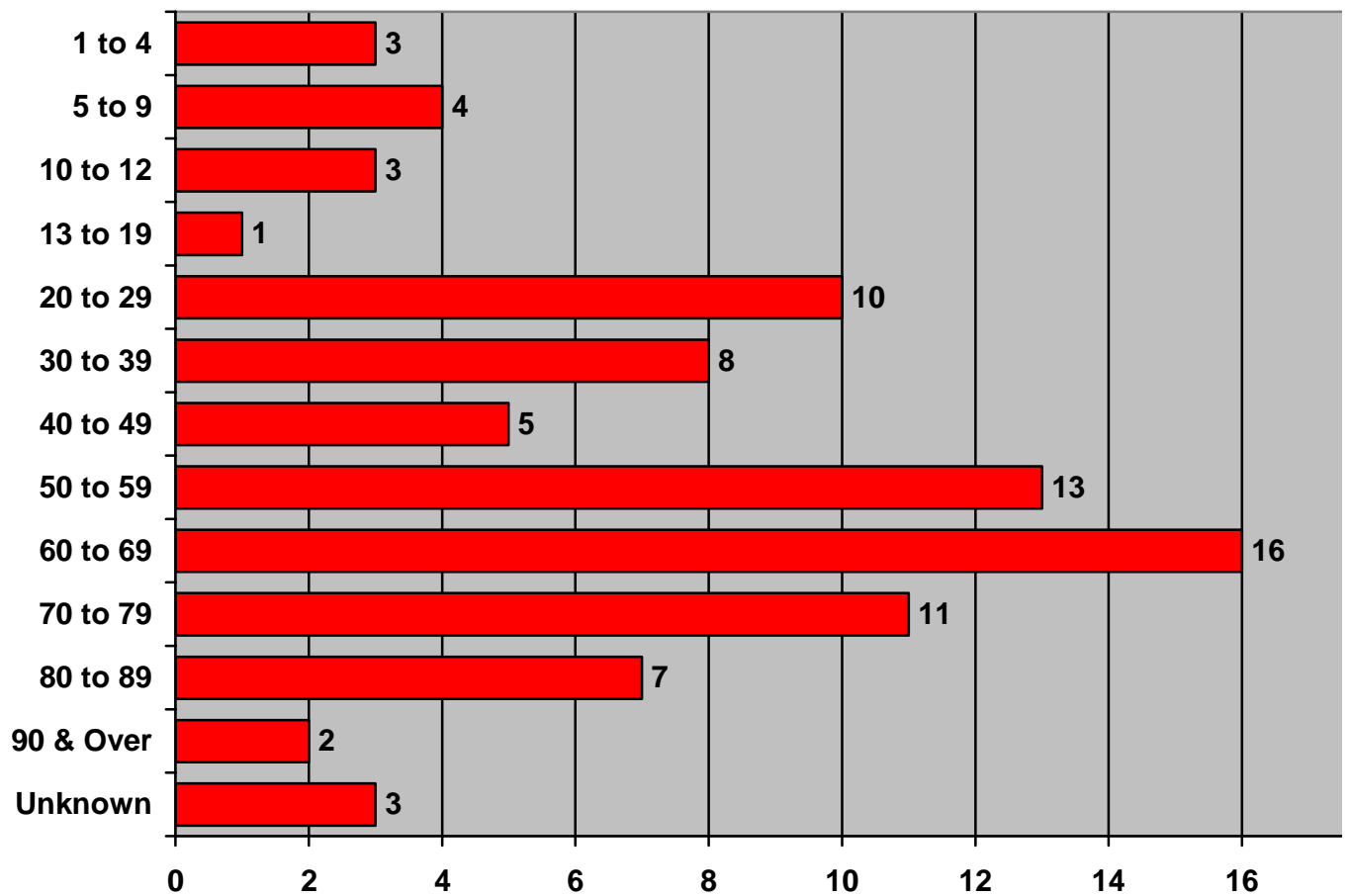


SUMMARY OF FATALITIES, FIRE CAUSES

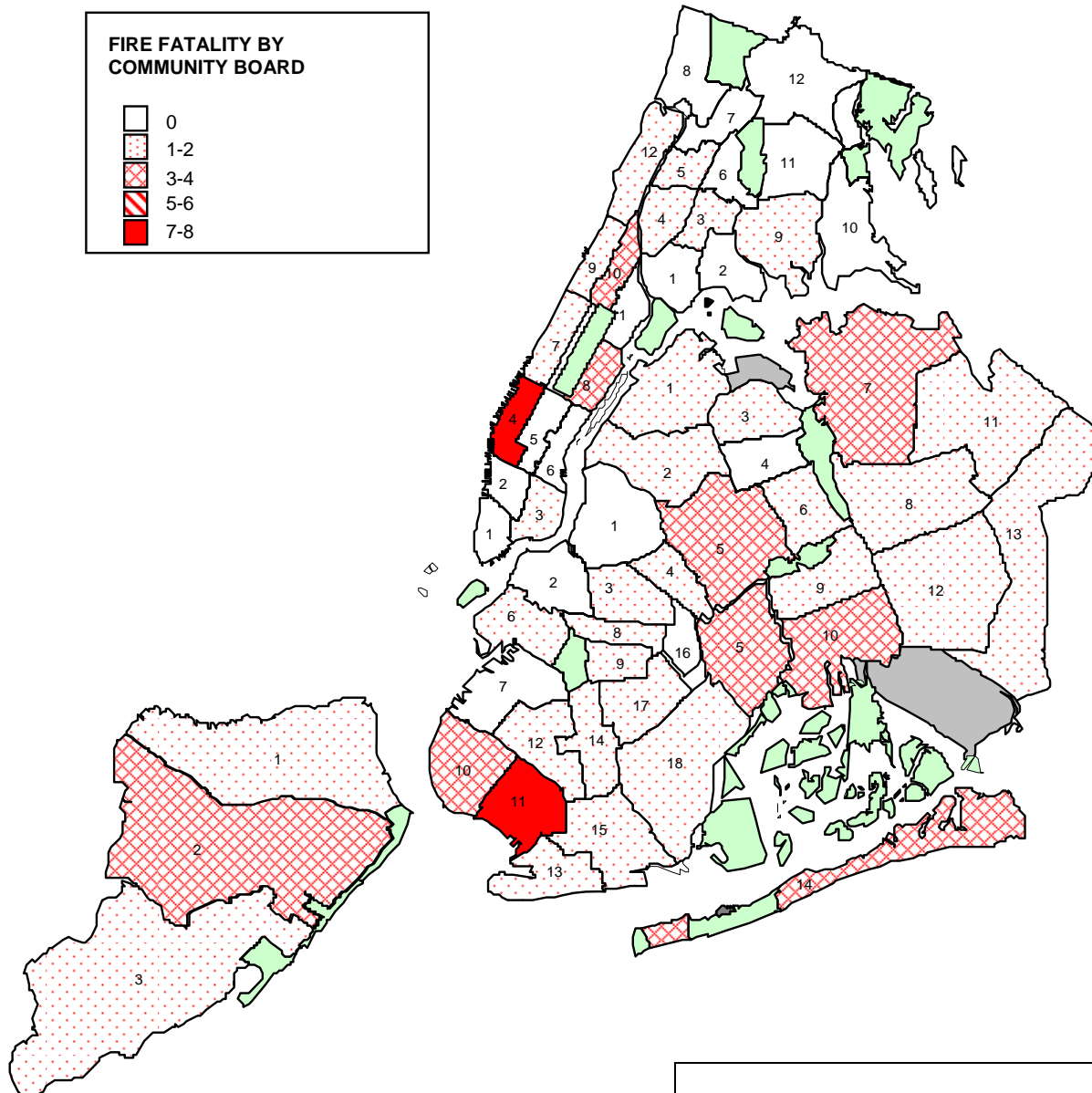
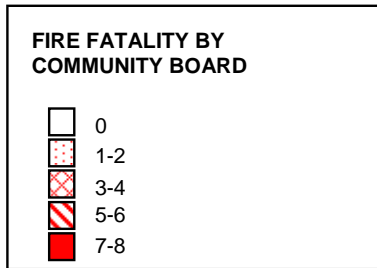




SUMMARY OF FATALITIES BY AGE



Bureau of Fire Investigation
Investigative Management and Reporting System
FATALITIES BY COMMUNITY BOARD AND BOROUGH
 Period: January 1, 2008 – December 31, 2008



FIRE FATALITIES BY BOROUGH

Bronx:	5
Brooklyn:	31
Manhattan:	20
Queens:	24
Staten Island :	6
Citywide Total:	86

Bureau Of Fire Investigation

Investigative Management and Reporting System

Fire Fatalities by Borough

For the period 01/01/2000 through 12/31/2008

Printed on Mar. 26, 2009



	2000	2001	2002	2003	2004	2005	2006	2007	2008
Bronx	15	20	15	17	14	7	11	25	5
Brooklyn	49	46	39	45	31	39	30	31	31
Manhattan	19	18	20	33	15	16	14	21	20
Queens	36	15	19	26	18	35	22	15	24
Staten Island	6	2	4	4	4	7	8	3	6
Totals	125	101	97	125	82	104	85	95	86

Bureau Of Fire Investigation

Investigative Management and Reporting System

Annual Comparison of Fire Fatalities by Cause



Cause of Fire	2004	2005	2006	2007	2008
Appliance Cord	1		1	3	1
Candle	5	16	2	3	5
Child Playing w/Matches/Lighter	4	5	5	2	11
Clothes Dryer - Electric				1	
Cooking Fire Extending to Clothing or Combustibles	4	2	2	3	3
Electrical Wiring	6	7	3	12	5
Extension Cord	6	6	3	20	4
Feeder Cable					1
Heat from Light Bulb			1		1
Heat or Sparks from Friction	1		7		1
Holiday Lighting				1	
Ignitable Liquid-Polyurethane/Varnish/PaintThinner					2
Ignitable Liquids/Gases - Fuel Oil		1			
Ignitable Liquids/Gases - Gasoline		1	3	1	1
Ignitable Liquids/Gases - Natural Gas	1			2	1
Incendiary	3	3	1		

Bureau Of Fire Investigation

Investigative Management and Reporting System

Annual Comparison of Fire Fatalities by Cause



Cause of Fire	2004	2005	2006	2007	2008
Incendiary - Combustible Material	1		3	4	
Incendiary - Ignitable Liquid	9	10	6	3	7
Incendiary - Self Immolation		1		2	
Incendiary - Suicide		1	4	1	
Lighting Fixture			3		
Matches/Lighter	2	1	2	3	4
Not Ascertained	1	8	4		2
Other			4		
Other - Electrical	1	1	2	1	3
Other - Hot Objects			1	1	1
Other - Ignitable Liquid/Gas		3	1	1	1
Other - Liquid			2		2
Other - Open Flame	1	4	1	1	
Other Appliance				1	
Portable Heater - Electric	2		1	2	
Power Strip	1	4	1		

Bureau Of Fire Investigation

Investigative Management and Reporting System

Annual Comparison of Fire Fatalities by Cause



Cause of Fire	2004	2005	2006	2007	2008
Radio/Stereo				1	
Smoking (Cigarette/Cigar)	22	23	14	20	23
Stove - Natural Gas	1	4			
Stove/Cooking - Electric	2			1	
Stove/Cooking - Other	2	1			1
Stove/Cooking - Stove	5	1	8	5	3
Surge Suppressor	1				
TV		1			
Torch - Legal Use of					3
Grand Total All Causes	82	104	85	95	86

Bureau Of Fire Investigation

Investigative Management and Reporting System

Fire Fatalities by Category & Cause

For the period 01/01/2008 through 12/31/2008

Printed on Mar. 26, 2009



Fire Category: Cooking Carelessness

Cause of Fire	Count
Stove/Cooking - Stove	3
Stove/Cooking - Other	1
Cooking Carelessness Total:	4

Fire Category: Electrical

Cause of Fire	Count
Electrical Wiring	5
Extension Cord	4
Other - Electrical	3
Appliance Cord	1
Feeder Cable	1
Electrical Total:	14

Fire Category: Hot Objects

Cause of Fire	Count
Heat from Light Bulb	1
Heat or Sparks from Friction	1
Other - Hot Objects	1
Hot Objects Total:	3

Fire Category: Ignitable

Cause of Fire	Count
Ignitable Liquid-Polyurethane/Varnish/PaintThinner	2
Other - Liquid	2
Ignitable Liquids/Gases - Gasoline	1
Ignitable Liquids/Gases - Natural Gas	1
Other - Ignitable Liquid/Gas	1
Ignitable Total:	7

Fire Category: Incendiary

Cause of Fire	Count
---------------	-------

Bureau Of Fire Investigation

Investigative Management and Reporting System

Fire Fatalities by Category & Cause

For the period 01/01/2008 through 12/31/2008

Printed on Mar. 26, 2009



Fire Category: Incendiary

Cause of Fire	Count
Incendiary - Ignitable Liquid	7
Incendiary Total:	7

Fire Category: Open Flame

Cause of Fire	Count
Child Playing w/Matches/Lighter	11
Candle	5
Matches/Lighter	4
Cooking Fire Extending to Clothing or Combustibles	3
Torch - Legal Use of	3
Open Flame Total:	26

Fire Category: Other

Cause of Fire	Count
Not Ascertained	2
Other Total:	2

Fire Category: Smoking

Cause of Fire	Count
Smoking (Cigarette/Cigar)	23
Smoking Total:	23

Grand Total: 86

Bureau Of Fire Investigation

Investigative Management and Reporting System

Fire Fatalities by CB and Borough

For the period 01/01/2008 through 12/31/2008

Printed on Mar. 26, 2009



CB	Bronx	Brooklyn	Manhattan	Queens	Staten Island
01	0	0	0	1	2
02	0	0	0	1	3
03	2	2	1	1	1
04	1	2	7	0	
05	1	3	0	4	
06	0	1	0	1	
07	0	0	1	3	
08	0	1	4	1	
09	1	1	2	1	
10	0	4	4	3	
11	0	7	0	2	
12	0	2	1	1	
13		2		2	
14		2		3	
15		2			
17		1			
18		1			
Sum Total:	5	31	20	24	6

Total Fire Fatalities: 86

Bureau Of Fire Investigation

Investigative Management and Reporting System

Monthly Fire Fatalities by Borough

For the period 01/01/2008 through 12/31/2008



Date of Report: 03/26/09

Page 1 of 1

For Calendar Year 2008

		Bronx	Brooklyn	Manhattan	Queens	Staten Island	Totals
January	2008	0	3	0	3	0	6
February	2008	1	6	1	4	0	12
March	2008	1	3	2	2	1	9
April	2008	1	4	1	2	0	8
May	2008	1	1	0	0	0	2
June	2008	0	0	1	4	3	8
July	2008	1	4	3	1	0	9
August	2008	0	1	2	2	1	6
September	2008	0	0	0	2	0	2
October	2008	0	6	9	1	0	16
November	2008	0	0	1	1	1	3
December	2008	0	3	0	2	0	5
Totals		5	31	20	24	6	86

Bureau Of Fire Investigation

Investigative Management and Reporting System

Fire Fatalities by Hour of Occurrence and Borough

For the period 01/01/2008 through 12/31/2008



Date of Report: 03/26/09

Page 1 of 1

For Calendar Year 2008

Hours	Bronx	Brooklyn	Manhattan	Queens	Staten Island	Totals
0000 - 0059	1	2	2	3	2	10
0100 - 0159	0	1	1	1	1	4
0200 - 0259	1	2	0	0	0	3
0300 - 0359	0	1	0	1	0	2
0400 - 0459	0	3	0	0	0	3
0500 - 0559	0	2	2	0	0	4
0600 - 0659	1	5	6	0	0	12
0700 - 0759	0	1	1	4	0	6
0800 - 0859	0	1	1	1	0	3
0900 - 0959	0	1	0	0	0	1
1000 - 1059	2	0	0	1	0	3
1100 - 1159	0	0	0	0	0	0
1200 - 1259	0	1	0	1	0	2
1300 - 1359	0	1	0	0	0	1
1400 - 1459	0	2	0	1	0	3
1500 - 1559	0	2	0	1	0	3
1600 - 1659	0	1	0	4	0	5
1700 - 1759	0	0	1	1	0	2
1800 - 1859	0	1	0	2	1	4
1900 - 1959	0	3	3	1	1	8
2000 - 2059	0	1	2	0	0	3
2100 - 2159	0	0	0	0	0	0
2200 - 2259	0	0	1	2	1	4
2300 - 2359	0	0	0	0	0	0
Unknown	0	0	0	0	0	0
Totals	5	31	20	24	6	86

Bureau Of Fire Investigation

Investigative Management and Reporting System

Fire Fatalities by Race/Ethnicity and Occupancy

For the period 01/01/2008 through 12/31/2008

Printed on Mar. 26, 2009



Occupancy Type	White	Black	Asian	Hispanic	Unknown
Street	1	0	0	0	0
MD Residential Structure	16	15	1	29	0
PD Residential Structure	7	7	2	2	0
Vehicle	1	1	0	1	0
Hospital	1	0	0	0	0
Manhole	1	0	0	0	0
Nursing Home	1	0	0	0	0
Sub-Total:	28	23	3	32	0

Total Fire Fatalities: 86

Bureau Of Fire Investigation

Investigative Management and Reporting System



Fire Fatalities by Age and Gender

For the period 01/01/2008 through 12/31/2008

Date of Report: 03/26/09

Page 1 of 1

Victim Age	Female	Male	Total
01-04	2	1	3
05-09	1	3	4
10-12	1	2	3
13-19	0	1	1
20-29	0	10	10
30-39	3	5	8
40-49	1	4	5
50-59	4	9	13
60-69	8	8	16
70-79	5	6	11
80-89	4	3	7
90-Over	2	0	2
Unknown	0	3	3
TOTALS	31	55	86

Bureau Of Fire Investigation

Investigative Management and Reporting System

Fire Fatalities Related to Vehicles

For the period 01/01/2008 through 12/31/2008

Printed on Mar. 26, 2009



Hot Objects

Cause of Fire	Vehicle Fires	Motor Vehicle Accidents
Heat or Sparks from Friction	1	1
Other - Hot Objects	1	
Hot Objects Total:	2	

Ignitable

Cause of Fire	Vehicle Fires	Motor Vehicle Accidents
Ignitable Liquids/Gases - Gasoline	1	1
Ignitable Total:	1	

Grand Total:	3	2
---------------------	----------	----------

Of the 3 Fire Fatalities related to vehicles, 2 were the result of Motor Vehicle Accidents.

Bureau Of Fire Investigation

Investigative Management and Reporting System

Smoke Detectors and Civilian Fire Fatalities

For the period 01/01/2004 through 12/31/2008



Date of Report: 03/26/2009

For Calendar Year 2008	Smoke Detector Present:	43
	Working: 23	
	Not Present:	21
	Not Applicable:	6
	Unknown:	16
	Total:	86

For Calendar Year 2007	Smoke Detectors Present:	42
	Working: 26	
	Not Present:	28
	Not Applicable:	5
	Unknown:	20
	Total:	95

For Calendar Year 2006	Smoke Detectors Present:	18
	Working: 15	
	Not Present:	13
	Not Applicable:	17
	Unknown:	37
	Total:	85

For Calendar Year 2005	Smoke Detectors Present:	40
	Working: 21	
	Not Present:	15
	Not Applicable:	3
	Unknown:	46
	Total:	104

For Calendar Year 2004	Smoke Detectors Present:	39
	Working: 25	
	Not Present:	16
	Unknown:	27
		Total:

Bureau of Fire Investigation

Investigative Management and Reporting System



2008

Annual Report

on

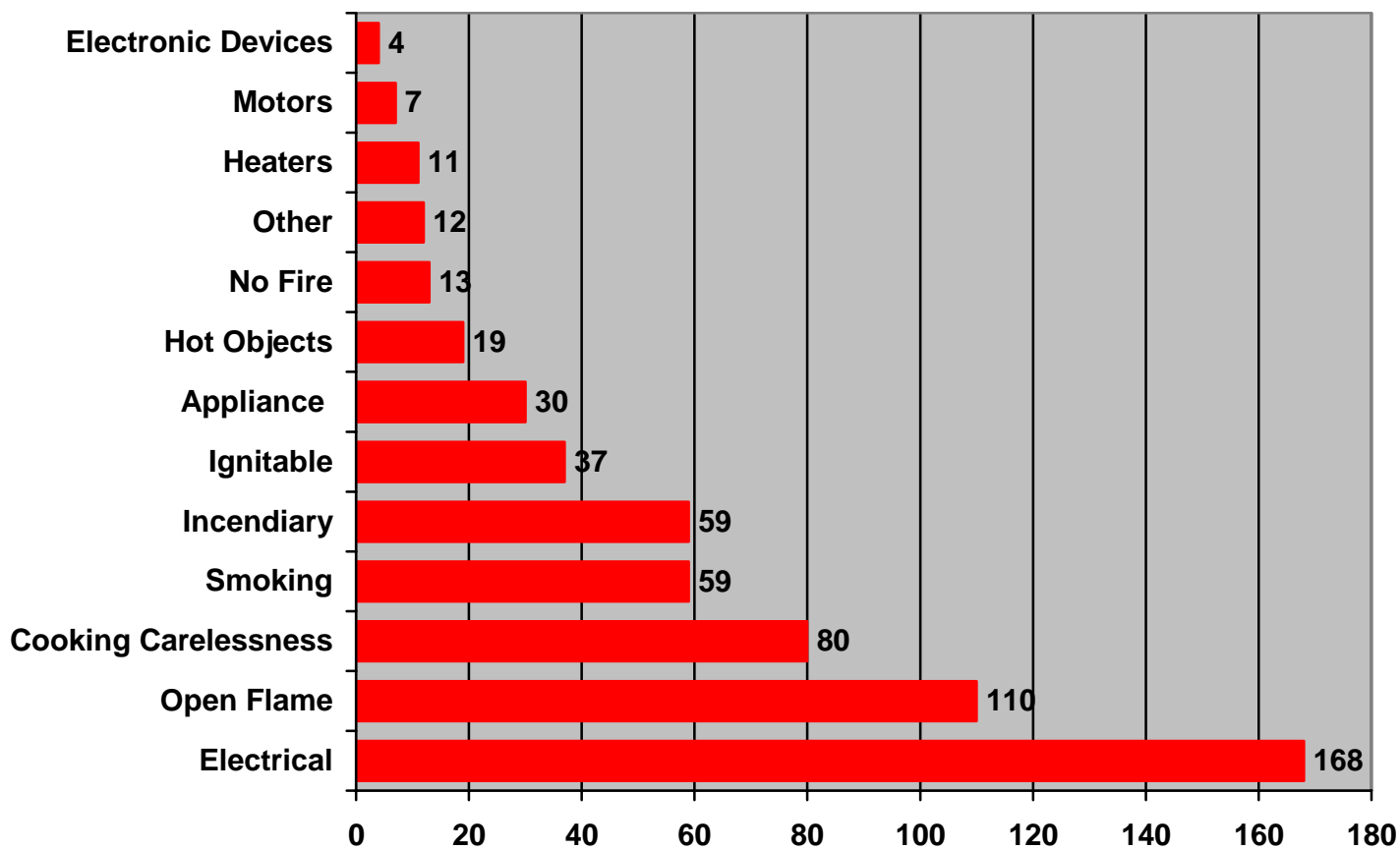
Civilian Fire Injuries



Veritas ex Cineribus

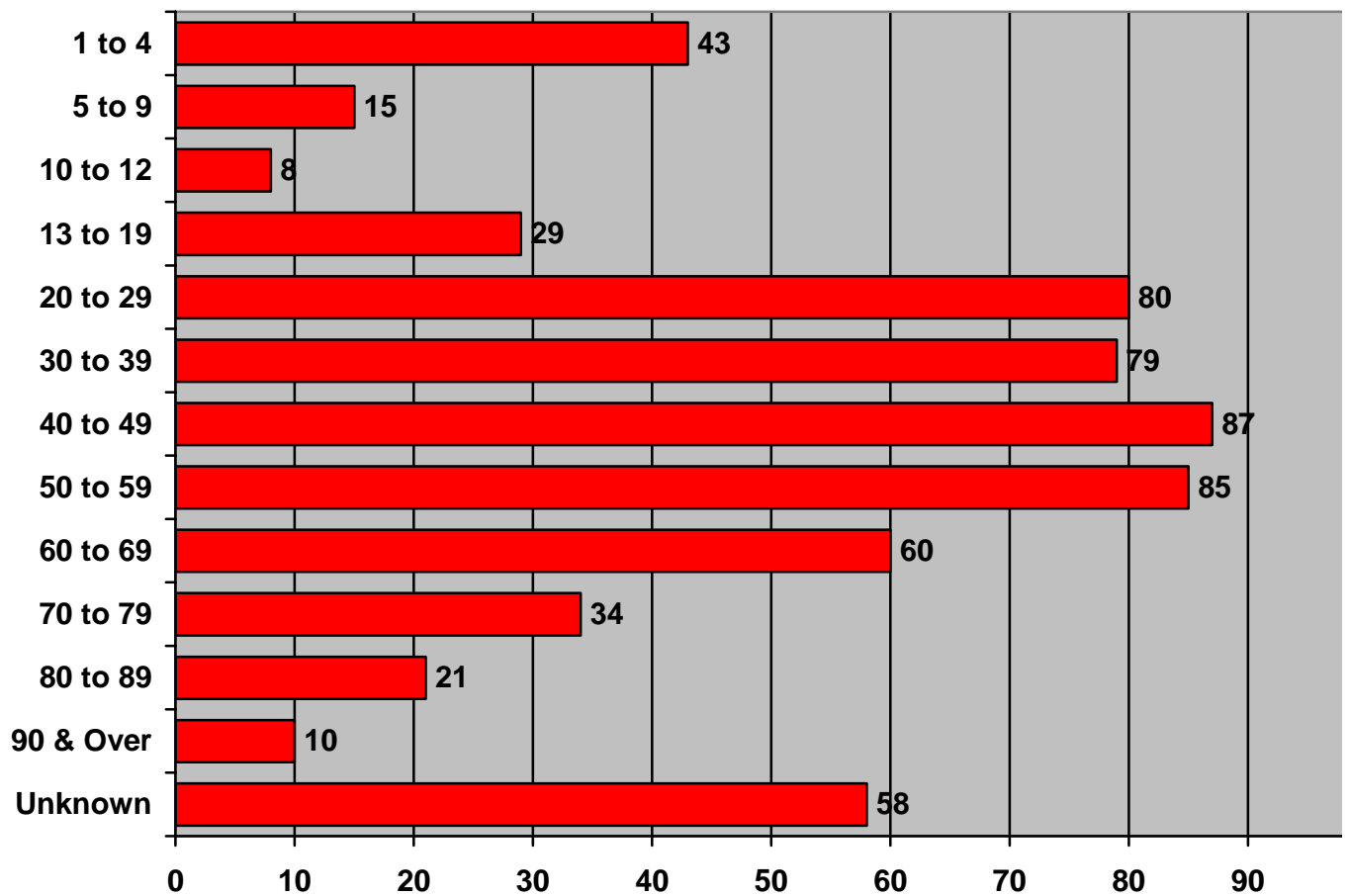


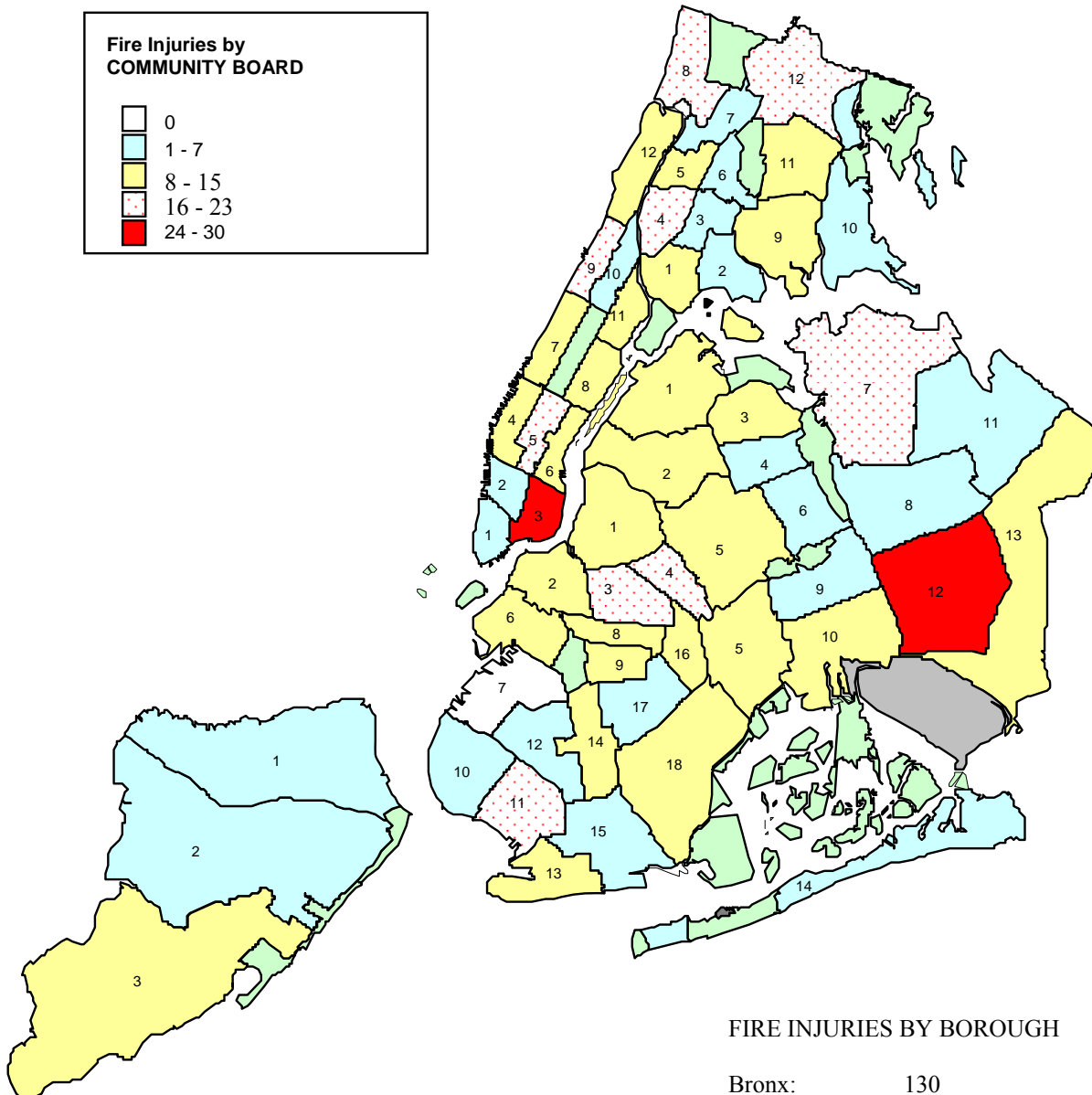
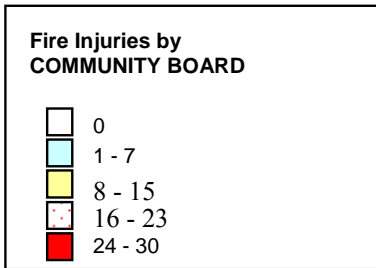
SUMMARY OF INJURIES FIRE CATEGORIES





SUMMARY OF INJURIES BY AGE





FIRE INJURIES BY BOROUGH

Bronx:	130
Brooklyn:	3
Manhattan:	14
Queens:	127
Staten Island:	18
Citywide:	60
	9

Bureau Of Fire Investigation

Investigative Management and Reporting System

Fire Injuries by Borough

For the period 01/01/2004 through 12/31/2008

Printed on Mar. 26, 2009



	2004	2005	2006	2007	2008
Bronx	55	55	49	71	130
Brooklyn	107	105	99	135	193
Manhattan	56	53	46	80	141
Queens	79	57	52	68	127
Staten Island	18	21	21	13	18
Totals	315	291	267	367	609

Bureau Of Fire Investigation

Investigative Management and Reporting System

Annual Comparison of Fire Injuries by Cause



Cause of Fire	2004	2005	2006	2007	2008
Aerosol Can	3			1	
Appliance Cord	2	1	3	7	11
Arc Welding				2	5
Ballast		1			
Barbecue - Propane			1		1
Barbecue - Wood/Charcoal					2
Candle	45	22	25	49	57
Carbon Monoxide Incident	14	1	3		2
Child Playing w/ Other Open Flame	5	6		3	4
Child Playing w/Matches/Lighter	21	11	4	11	31
Clothes Dryer - Electric				2	
Clothes Dryer - Natural Gas					11
Computer Component(s)			1	2	2
Cooking Fire Extending to Clothing or Combustibles	12	10	1	3	6
Dishwasher			1		
Electrical Wiring	10	13	15	29	61

Bureau Of Fire Investigation

Investigative Management and Reporting System

Annual Comparison of Fire Injuries by Cause



Cause of Fire	2004	2005	2006	2007	2008
Electrocution - Electrical Burns to Person	1	1			4
Exothermic Chemical Reaction			1	1	
Extension Cord	22	29	27	44	52
Feeder Cable			1	7	1
Fireplace	1				
Fireworks Related	4	6	1	1	1
Fuse/Circuit Breaker Panel	3	2	2	3	2
Hard Wire Outlet	2	1	2		8
Headquarters Investigation				1	
Heat From Molten Metal / Slag				1	1
Heat from Light Bulb	5	2	6	1	5
Heat from an Iron	1				
Heat or Sparks from Friction	2	1	6	2	4
Holiday Lighting			5	8	
Hot Embers			2		
Ignitable Liquid-Polyurethane/Varnish/PaintThinner	8	9	9	12	5

Bureau Of Fire Investigation

Investigative Management and Reporting System

Annual Comparison of Fire Injuries by Cause



Cause of Fire	2004	2005	2006	2007	2008
Ignitable Liquids/Gases - Fuel Oil		1	1		
Ignitable Liquids/Gases - Gasoline	4	6	1	1	8
Ignitable Liquids/Gases - Natural Gas	2	4	6	4	16
Ignitable Liquids/Gases - Pesticide Fogger		5	7		1
Ignitable Liquids/Gases - Propane		1		1	
Incendiary	5	9	1	14	1
Incendiary - Attempted Suicide	1		1		2
Incendiary - Combustible Material	7	9	10	8	43
Incendiary - Explosives	1				
Incendiary - Fireworks	1	1			1
Incendiary - Ignitable Liquid	25	10	5	7	10
Incendiary - Self Immolation	1	1	1		2
Incendiary - Suicide		4	1		
Incendiary - Torch - Illegal Use of			1	1	
Incense	1				5
Lighting Fixture	4	2		2	10

Bureau Of Fire Investigation

Investigative Management and Reporting System

Annual Comparison of Fire Injuries by Cause



Cause of Fire	2004	2005	2006	2007	2008
Matches/Lighter	6	6	12	11	8
Motors - Fan					1
Motors - Subway					6
Not Ascertained	1	5		1	6
Other			4		4
Other - Electrical	1		5	6	10
Other - Hot Objects	2	3	1		4
Other - Ignitable Liquid/Gas	1	2	8	6	3
Other - Liquid	6	1	2		4
Other - No Fire	4	3	1	5	6
Other - Open Flame		2	15	5	2
Other Appliance	1	4		1	7
Other Motor	1	1	2	1	
Permanent Heater - Electric				4	
Permanent Heater - Gas	1				
Permanent Heater - Oil		1		1	3

Bureau Of Fire Investigation

Investigative Management and Reporting System

Annual Comparison of Fire Injuries by Cause



Cause of Fire	2004	2005	2006	2007	2008
Portable Heater	1				1
Portable Heater - Electric	12	1	1	5	7
Portable Heater - Kerosene		1			
Portable Heater - Propane				1	
Power Strip	2	4		4	6
Radio/Stereo					1
Refrigeration Compressor			1		
Service					1
Sewer Gas		1			
Smoking (Cigarette/Cigar)	30	37	27	50	59
Spontaneous Combustion			1		
Stove - Natural Gas	10	8	4	4	11
Stove - Microwave	2	2		1	1
Stove - Propane			1		
Stove/Cooking - Electric	13	4	1		1
Stove/Cooking - Fryer		1	1		5

Bureau Of Fire Investigation

Investigative Management and Reporting System

Annual Comparison of Fire Injuries by Cause



Cause of Fire	2004	2005	2006	2007	2008
Stove/Cooking - Other		4	2	1	13
Stove/Cooking - Stove	6	15	24	27	57
Stove/Cooking - Toaster Oven		4			1
Surge Suppressor		1			
TV		1		1	1
Torch - Legal Use of	1	2	1	3	2
Transformer	1	4			
Under Investigation					2
Vehicle Wiring	1	2		1	1
Grand Total All Causes	316	289	265	367	609

Bureau Of Fire Investigation

Investigative Management and Reporting System

Fire Injuries by Category & Cause

For the period 01/01/2008 through 12/31/2008

Printed on Mar. 26, 2009



Fire Category: Appliance

Cause of Fire	Count
Clothes Dryer - Natural Gas	11
Stove - Natural Gas	11
Other Appliance	7
Stove - Microwave	1
Appliance Total:	30

Fire Category: Cooking Carelessness

Cause of Fire	Count
Stove/Cooking - Stove	57
Stove/Cooking - Other	13
Stove/Cooking - Fryer	5
Barbecue - Wood/Charcoal	2
Barbecue - Propane	1
Stove/Cooking - Toaster Oven	1
Stove/Cooking - Electric	1
Cooking Carelessness Total:	80

Fire Category: Electrical

Cause of Fire	Count
Electrical Wiring	61
Extension Cord	52
Appliance Cord	11
Lighting Fixture	10
Other - Electrical	10
Hard Wire Outlet	8
Power Strip	6
Arc Welding	5
Fuse/Circuit Breaker Panel	2
Feeder Cable	1
Service	1
Vehicle Wiring	1
Electrical Total:	168

Bureau Of Fire Investigation

Investigative Management and Reporting System

Fire Injuries by Category & Cause

For the period 01/01/2008 through 12/31/2008

Printed on Mar. 26, 2009



Fire Category: Electronic Devices

Cause of Fire	Count
Computer Component(s)	2
Radio/Stereo	1
TV	1
Electronic Devices Total:	4

Fire Category: Heaters

Cause of Fire	Count
Portable Heater - Electric	7
Permanent Heater - Oil	3
Portable Heater	1
Heaters Total:	11

Fire Category: Hot Objects

Cause of Fire	Count
Heat from Light Bulb	5
Incense	5
Heat or Sparks from Friction	4
Other - Hot Objects	4
Heat From Molten Metal / Slag	1
Hot Objects Total:	19

Fire Category: Ignitable

Cause of Fire	Count
Ignitable Liquids/Gases - Natural Gas	16
Ignitable Liquids/Gases - Gasoline	8
Ignitable Liquid-Polyurethane/Varnish/PaintThinner	5
Other - Liquid	4
Other - Ignitable Liquid/Gas	3
Ignitable Liquids/Gases - Pesticide Fogger	1
Ignitable Total:	37

Bureau Of Fire Investigation

Investigative Management and Reporting System

Fire Injuries by Category & Cause

For the period 01/01/2008 through 12/31/2008

Printed on Mar. 26, 2009



Fire Category: Incendiary

Cause of Fire	Count
Incendiary - Combustible Material	43
Incendiary - Ignitable Liquid	10
Incendiary - Attempted Suicide	2
Incendiary - Self Immolation	2
Incendiary	1
Incendiary - Fireworks	1
Incendiary Total:	59

Fire Category: Motors

Cause of Fire	Count
Motors - Subway	6
Motors - Fan	1
Motors Total:	7

Fire Category: No Fire

Cause of Fire	Count
Other - No Fire	6
Electrocution - Electrical Burns to Person	4
Carbon Monoxide Incident	2
Fireworks Related	1
No Fire Total:	13

Fire Category: Open Flame

Cause of Fire	Count
Candle	57
Child Playing w/Matches/Lighter	31
Matches/Lighter	8
Cooking Fire Extending to Clothing or Combustibles	6
Child Playing w/ Other Open Flame	4
Other - Open Flame	2
Torch - Legal Use of	2
Open Flame Total:	110

Bureau Of Fire Investigation

Investigative Management and Reporting System

Fire Injuries by Category & Cause

For the period 01/01/2008 through 12/31/2008

Printed on Mar. 26, 2009



Fire Category: Other

Cause of Fire	Count
Not Ascertained	6
Other	4
Under Investigation	2
Other Total:	12

Fire Category: Smoking

Cause of Fire	Count
Smoking (Cigarette/Cigar)	59
Smoking Total:	59

Grand Total: 609

Bureau Of Fire Investigation

Investigative Management and Reporting System

Civilian Injuries

For the period 01/01/2008 through 12/31/2008

Printed on Mar. 26, 2009



Injury	Bronx	Brooklyn	Manhattan	Queens	Staten Island	Total
Smoke	80	93	85	54	7	319
Burns	24	43	31	23	5	126
Smoke/Burns	10	12	10	12	3	47
Trauma	3	9	0	9	0	21
Carbon Monoxide	0	3	1	3	0	7
Other	5	13	9	8	2	37
RMA	8	20	5	18	1	52
Sub-Total:	130	193	141	127	18	609

Citywide Total:	609
------------------------	------------

Bureau Of Fire Investigation

Investigative Management and Reporting System

Fire Injuries by CB and Borough

For the period 01/01/2008 through 12/31/2008

Printed on Mar. 26, 2009



CB	Bronx	Brooklyn	Manhattan	Queens	Staten Island
01	10	15	2	9	5
02	4	10	2	10	5
03	5	21	29	8	8
04	20	16	11	3	
05	12	10	17	14	
06	6	10	8	5	
07	7	0	9	20	
08	16	11	11	5	
09	13	14	21	2	
10	7	2	7	11	
11	13	23	11	2	
12	17	7	13	24	
13		9		11	
14		14		3	
15		7			
16		13			
17		3			
18		8			
Sub-Total:	130	193	141	127	18

Total Fire Injuries: 609

Bureau Of Fire Investigation

Investigative Management and Reporting System

Monthly Fire Injuries by Borough

For the period 01/01/2008 through 12/31/2008



Date of Report: 03/26/09

Page 1 of 1

For Calendar Year 2008

		Bronx	Brooklyn	Manhattan	Queens	Staten Island	Totals
January	2008	9	5	6	3	1	24
February	2008	11	9	7	1	2	30
March	2008	10	7	18	4	0	39
April	2008	5	5	9	6	0	25
May	2008	0	9	4	5	3	21
June	2008	11	4	4	10	0	29
July	2008	16	23	19	18	0	76
August	2008	7	18	23	11	4	63
September	2008	4	24	6	14	3	51
October	2008	28	24	16	8	2	78
November	2008	14	27	7	18	2	68
December	2008	15	38	22	29	1	105
Totals		130	193	141	127	18	609

Bureau Of Fire Investigation

Investigative Management and Reporting System

Fire Injuries by Hour of Occurrence and Borough

For the period 01/01/2008 through 12/31/2008



Date of Report: 03/26/09

Page 1 of 1

For Calendar Year 2008

Hours	Bronx	Brooklyn	Manhattan	Queens	Staten Island	Totals
0000 - 0059	0	6	2	2	0	10
0100 - 0159	16	15	12	3	0	46
0200 - 0259	4	8	8	2	0	22
0300 - 0359	5	9	9	0	0	23
0400 - 0459	4	6	4	10	0	24
0500 - 0559	8	8	4	4	0	24
0600 - 0659	2	9	1	1	0	13
0700 - 0759	1	5	1	6	0	13
0800 - 0859	4	7	2	2	1	16
0900 - 0959	6	8	12	5	0	31
1000 - 1059	5	20	6	8	1	40
1100 - 1159	2	4	3	8	1	18
1200 - 1259	5	7	1	7	1	21
1300 - 1359	5	4	1	4	1	15
1400 - 1459	5	2	12	9	2	30
1500 - 1559	9	9	9	3	0	30
1600 - 1659	9	16	3	17	1	46
1700 - 1759	6	2	7	6	0	21
1800 - 1859	2	7	4	6	2	21
1900 - 1959	7	7	23	5	3	45
2000 - 2059	10	11	11	8	0	40
2100 - 2159	3	10	4	3	2	22
2200 - 2259	10	6	0	5	1	22
2300 - 2359	2	7	2	3	2	16
Unknown	0	0	0	0	0	0
Totals	130	193	141	127	18	609

Bureau Of Fire Investigation

Investigative Management and Reporting System

Fire Injuries by Race/Ethnicity and Occupancy

For the period 01/01/2008 through 12/31/2008

Printed on Mar. 26, 2009



Occupancy Type	White	Black	Asian	Hispanic	Unknown
Street	1	0	0	0	0
Burn Notification	0	0	0	1	0
Commercial Structure	10	6	2	14	8
Government Structure	0	0	0	2	0
MD Residential Structure	72	125	24	175	20
No Fire	2	1	0	0	0
Other	4	0	1	1	0
PD Residential Structure	32	50	8	13	2
Public Structure	0	1	0	0	0
Religious Structure	1	0	0	0	0
Transit	4	1	1	2	0
Vehicle	3	2	0	5	1
School	0	0	0	0	1
Single Room Occupancy	0	0	0	0	2
Hospital	2	4	0	0	0
Manhole	2	0	0	1	1
Nursing Home	1	0	0	0	0
Sub-Total:	134	190	36	214	35

Total Fire Injuries: 609

Bureau Of Fire Investigation

Investigative Management and Reporting System

Fire Injuries by Age and Gender

For the period 01/01/2008 through 12/31/2008



Date of Report: 03/26/09

Page 1 of 1

Victim Age	Female	Male	Unknown	Total
01-04	22	21	0	43
05-09	8	7	0	15
10-12	3	5	0	8
13-19	10	19	0	29
20-29	43	37	0	80
30-39	35	44	0	79
40-49	39	48	0	87
50-59	46	39	0	85
60-69	33	27	0	60
70-79	24	10	0	34
80-89	15	6	0	21
90-Over	7	3	0	10
Unknown	33	23	2	58
TOTALS	318	289	2	609

Bureau Of Fire Investigation

Investigative Management and Reporting System

Fire Injuries Related to Vehicles

For the period 01/01/2008 through 12/31/2008

Printed on Mar. 26, 2009



Electrical

Cause of Fire	Vehicle Fires	Motor Vehicle Accidents
Electrical Wiring	1	
Vehicle Wiring	1	
Electrical Total:	2	

Hot Objects

Cause of Fire	Vehicle Fires	Motor Vehicle Accidents
Other - Hot Objects	2	
Heat or Sparks from Friction	1	
Hot Objects Total:	3	

Ignitable

Cause of Fire	Vehicle Fires	Motor Vehicle Accidents
Ignitable Liquids/Gases - Gasoline	1	4
Ignitable Total:	1	

Incendiary

Cause of Fire	Vehicle Fires	Motor Vehicle Accidents
Incendiary - Ignitable Liquid	1	
Incendiary Total:	1	

Grand Total:	7	4
---------------------	----------	----------

Of the 7 Fire Injuries related to vehicles, 4 were the result of Motor Vehicle Accidents.

Bureau Of Fire Investigation

Investigative Management and Reporting System

Smoke Detectors and Civilian Fire Injuries

For the period 01/01/2004 through 12/31/2008



Date of Report: 03/26/2009

For Calendar Year 2008	Smoke Detector Present:	276
	Working:	213
	Not Present:	68
	Not Applicable:	59
	Unknown:	205
	Total:	609

For Calendar Year 2007	Smoke Detectors Present:	191
	Working:	146
	Not Present:	44
	Not Applicable:	33
	Unknown:	76
	Total:	367

For Calendar Year 2006	Smoke Detectors Present:	115
	Working:	86
	Not Present:	25
	Not Applicable:	30
	Unknown:	97
	Total:	267

For Calendar Year 2005	Smoke Detectors Present:	117
	Working:	92
	Not Present:	36
	Not Applicable:	10
	Unknown:	128
	Total:	291

For Calendar Year 2004	Smoke Detectors Present:	100
	Working:	74
	Not Present:	45
	Unknown:	170
	Total:	315

Bureau of Fire Investigation

Investigative Management and Reporting System



2008

Annual Report

on

Arrests



Veritas ex Cineribus

Bureau Of Fire Investigation

Investigative Management and Reporting System

Arrest Summary Report

For the period 01/01/2008 through 12/31/2008

Printed on Mar. 26, 2009



Total Arrests Recorded at B.F.I.

592

Arrests by Bureau of Fire Investigation:

Bureau of Fire Investigation Arrests	Total:	519
Other.....	322	
Arson.....	127	
Fire Related.....	56	
Malicious False Alarms.....	14	
Other Law Enforcement Arrests	Total:	73
Other (BFI Assist).....	44	
Arson (BFI Assist).....	29	

Total BFI Arrests and Assists.....	592
All BFI Arrests.....	519
Other L/E Arrests - BFI Assisting.....	73

Total Summons:

11

Summons.....	9
Fireworks Summons.....	2

Miscellaneous Information:

Arrests involving Auto Fires.....	67
Juvenile Arrests, under sixteen years of age.....	44
Referrals to the Juvenile Unit in lieu of Arrests.....	61
Arrests as a result of New York State Burn Law.....	5
Arrests by City Wide SIU.....	206
Arrests by Headquarters CIU.....	6
Arrests Involving Fireworks.....	26

Bureau Of Fire Investigation

Investigative Management and Reporting System

BFI Arrests and Assists to L/E by CB and Borough

For the period 01/01/2008 through 12/31/2008

Printed on Mar. 26, 2009



CB	Bronx	Brooklyn	Manhattan	Queens	Staten Island	Out of NYC
01	14	10	27	22	22	
02	7	22	7	4	26	
03	10	14	5	8	3	
04	18	4	9	8		
05	6	25	21	5		
06	17	2	4	2		
07	8	18	2	8		
08	1	8	11	2		
09	5	10	5	19		
10	8	11	13	6		
11	12	12	8	0		
12	12	6	18	17		
13		8		3		
14		3		7		
15		7				
16		9				
17		7				
18		5				
Out of NYC						1
Sum Total:	118	181	130	111	51	1

Total Arrests All Boroughs: 592

Bureau Of Fire Investigation

Investigative Management and Reporting System

BFI Arrests by Borough

For the period 01/01/2008 through 12/31/2008

Printed on Mar. 26, 2009



Arrest Type	Bronx	Brooklyn	Manhattan	Queens	Staten Island	Out of NYC
Arson	24	47	17	25	14	0
MFA	5	2	3	2	2	0
Other	68	80	87	59	27	1
Fire Related	13	21	9	11	2	0
Totals	110	150	116	97	45	1

Total Arrests All Boroughs: 519
--

Bureau Of Fire Investigation

Investigative Management and Reporting System

BFI Arrests by CB and Borough

For the period 01/01/2008 through 12/31/2008

Printed on Mar. 26, 2009



CB	Bronx	Brooklyn	Manhattan	Queens	Staten Island	Out of NYC
01	12	10	27	20	21	
02	6	22	6	4	22	
03	9	6	4	5	2	
04	16	1	8	8		
05	6	18	21	4		
06	16	2	4	2		
07	8	17	2	8		
08	1	3	6	2		
09	5	10	5	15		
10	8	11	12	6		
11	11	10	5	0		
12	12	5	16	15		
13		8		3		
14		2		5		
15		7				
16		7				
17		6				
18		5				
Out of N'						1
Sum Total:	110	150	116	97	45	1

Total Arrests All Boroughs: 519

Bureau Of Fire Investigation

Investigative Management and Reporting System

BFI Arson Arrests by CB and Borough

For the period 01/01/2008 through 12/31/2008

Printed on Apr. 3, 2009



CB	Bronx	Brooklyn	Manhattan	Queens	Staten Island	Out of NYC
01	5	2	1	0	6	
02	1	0	0	0	7	
03	0	4	2	0	1	
04	4	0	1	2		
05	1	9	3	0		
06	6	0	1	0		
07	1	6	1	5		
08	0	0	2	0		
09	0	4	2	6		
10	1	5	2	1		
11	3	3	2	0		
12	2	1	0	6		
13		1		2		
14		1		3		
15		1				
16		4				
17		3				
18		3				
Sum Total:	24	47	17	25	14	0

Total Arrests All Boroughs: 127

Bureau Of Fire Investigation

Investigative Management and Reporting System

Bronx Community Boards Arrest Breakdown

For the period 01/01/2008 through 12/31/2008

Printed on Mar. 26, 2009



CB	Arson	Arson L/E	MFA	Other	Other L/E	Fire Related
01	5	1	0	6	1	1
02	1	1	0	4	0	1
03	0	1	0	8	0	1
04	4	0	0	12	2	0
05	1	0	0	3	0	2
06	6	0	0	10	1	0
07	1	0	0	6	0	1
08	0	0	0	1	0	0
09	0	0	0	4	0	1
10	1	0	0	3	0	4
11	3	0	0	7	1	1
12	2	0	5	4	0	1
Sum Total:	24	3	5	68	5	13

Total Arrests Bronx:	118
-----------------------------	------------

Bureau Of Fire Investigation

Investigative Management and Reporting System

Brooklyn Community Boards Arrest Breakdown

For the period 01/01/2008 through 12/31/2008

Printed on Mar. 26, 2009



CB	Arson	Arson L/E	MFA	Other	Other L/E	Fire Related
01	2	0	0	7	0	1
02	0	0	0	21	0	1
03	4	1	1	1	7	0
04	0	2	0	1	1	0
05	9	2	0	8	5	1
06	0	0	0	0	0	2
07	6	1	0	9	0	2
08	0	0	0	2	5	1
09	4	0	1	4	0	1
10	5	0	0	2	0	4
11	3	0	0	5	2	2
12	1	0	0	3	1	1
13	1	0	0	5	0	2
14	1	0	0	1	1	0
15	1	0	0	6	0	0
16	4	1	0	2	1	1
17	3	0	0	2	1	1
18	3	0	0	1	0	1
Sum Total:	47	7	2	80	24	21

Total Arrests Brooklyn: 181

Bureau Of Fire Investigation

Investigative Management and Reporting System

Manhattan Community Boards Arrest Breakdown

For the period 01/01/2008 through 12/31/2008

Printed on Mar. 26, 2009



CB	Arson	Arson L/E	MFA	Other	Other L/E	Fire Related
01	1	0	0	23	0	3
02	0	0	0	6	1	0
03	2	1	0	2	0	0
04	1	0	1	6	1	0
05	3	0	2	14	0	2
06	1	0	0	3	0	0
07	1	0	0	1	0	0
08	2	0	0	4	5	0
09	2	0	0	2	0	1
10	2	0	0	10	1	0
11	2	3	0	0	0	3
12	0	1	0	16	1	0
Sum Total:	17	5	3	87	9	9

Total Arrests Manhattan: 130

Bureau Of Fire Investigation

Investigative Management and Reporting System

Queens Community Boards Arrest Breakdown

For the period 01/01/2008 through 12/31/2008

Printed on Mar. 26, 2009



CB	Arson	Arson L/E	MFA	Other	Other L/E	Fire Related
01	0	2	0	18	0	2
02	0	0	0	4	0	0
03	0	0	0	4	3	1
04	2	0	0	4	0	2
05	0	1	0	3	0	1
06	0	0	0	2	0	0
07	5	0	0	3	0	0
08	0	0	1	0	0	1
09	6	3	0	8	1	1
10	1	0	0	4	0	1
11	0	0	0	0	0	0
12	6	1	1	8	1	0
13	2	0	0	0	0	1
14	3	2	0	1	0	1
Sum Total:	25	9	2	59	5	11

Total Arrests Queens: 111

Bureau Of Fire Investigation

Investigative Management and Reporting System

Staten Island Community Boards Arrest Breakdown

For the period 01/01/2008 through 12/31/2008

Printed on Mar. 26, 2009



CB	Arson	Arson L/E	MFA	Other	Other L/E	Fire Related
01	6	0	2	11	1	2
02	7	4	0	15	0	0
03	1	1	0	1	0	0
Sum Total:	14	5	2	27	1	2

Total Arrests Staten Island: 51
--

Bureau Of Fire Investigation

Investigative Management and Reporting System

Other Law Enforcement Arrests / BFI Assists by Borough

For the period 01/01/2008 through 12/31/2008

Printed on Mar. 26, 2009



Arrest Type	Bronx	Brooklyn	Manhattan	Queens	Staten Island	Out of NYC
Arson	3	7	5	9	5	0
Other	5	24	9	5	1	0
Totals	8	31	14	14	6	0

Total Arrests All Boroughs: 73

Bureau Of Fire Investigation

Investigative Management and Reporting System

Other L/E Arrests / BFI Assists by CB and Borough

For the period 01/01/2008 through 12/31/2008

Printed on Mar. 26, 2009



CB	Bronx	Brooklyn	Manhattan	Queens	Staten Island	Out of NYC
01	2	0	0	2	1	
02	1	0	1	0	4	
03	1	8	1	3	1	
04	2	3	1	0		
05	0	7	0	1		
06	1	0	0	0		
07	0	1	0	0		
08	0	5	5	0		
09	0	0	0	4		
10	0	0	1	0		
11	1	2	3	0		
12	0	1	2	2		
13		0		0		
14		1		2		
15		0				
16		2				
17		1				
18		0				
Out of NYC						
Sum Total:	8	31	14	14	6	0

Total Arrests All Boroughs: 73