


Safe Handling & Disposal of Harmful Products

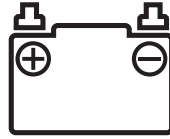
Guide for NYC Residents



Appliances with
CFC/Freon



Asbestos



Automotive
Products



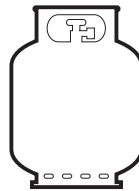
Batteries



Cleaning Products



Electronics



Gas Cylinders



Lawn & Garden
Care Products



Medical Waste



Mercury-
Containing
Products



Paint



Pest Control

A guide to help you protect yourself, your kids,
your loved ones, your pets, and your community.

Contents

Overview of Harmful Products	1
Handling Tips	2
Household Hazardous Waste A-Z	
Appliances	3
Appliances with CFC/Freon	
Household Appliances & Housewares	
Asbestos	3
Automotive Products	4
Antifreeze	
Automotive Batteries	
Gasoline	
Motor Oil & Transmission Fluid	
Tires	
Batteries	6
Alkaline Batteries	
Rechargeable Batteries	
Button Batteries	
Uninterruptible Power Supply (UPS) Batteries	
Cleaning Products	8
Electronics	9
Electronics Disposal Ban	
Mobile Phones	
Gas Cylinders	11
Fire Extinguishers	
Helium Tanks	
Propane Tanks	
Other Gas Cylinders	
Lawn & Garden Care Products	12
Medical Waste	13
Medications	
Sharps	
Other Household Medical Materials	
Mercury-Containing Products	14
Fluorescent Tubes & CFLs	
Thermostats, Thermometers & Other Devices Containing Mercury	
Paint	16
Pest Control	17
SAFE Disposal Events	19
DSNY Household Special Waste Drop-Off Sites	20
Quick Disposal Reference	22

Overview of Harmful Products

This guide is intended to help New Yorkers properly store, use, and discard common harmful household products. Each section lists handling tips, disposal options, and safe alternatives for household products.

The NYC Department of Sanitation (DSNY) holds regular **SAFE Disposal Events** throughout the city where NYC residents can drop off all types of hazardous materials (marked **SAFE** in this guide). NYC residents can also bring certain products (marked **SW**) to **DSNY Household Special Waste Drop-Off Sites**. See pages 19-21 for more details.

What Can't Go in the Garbage (marked with **X** in this guide)

NYC residents can't discard the following items in the garbage:

- Asbestos
- Batteries (*auto and rechargeable*)
- Electronics
- Gas cylinders (*such as propane tanks*)
- Highly corrosive or flammable liquids (*e.g., gasoline, acids, certain cleaning products, certain pesticides, etc.*)
- Mercury-containing devices (*including thermometers and thermostats, but not including fluorescent bulbs*)
- Motor oil and transmission fluid
- Tires

Many harmful products (such as fluorescent bulbs, paints, certain pesticides, and certain cleaning products) can be legally discarded in residential garbage because residents usually generate small quantities of these products, but DSNY requests that New Yorkers handle them responsibly according to the instructions in this guide.

Human Health Concerns

- Some common household products can harm you, your family, city workers, and the environment.
- Unintentional swallowing or improper use of harmful products can cause severe illness and even death.
- Improperly discarded items can harm Sanitation workers, causing eye, respiratory, and burn injuries.
- Chemicals from harmful products can contaminate our water and soil.

Businesses, Institutions, Government & Other Commercial Entities

Different rules apply to commercial entities. Visit nyc.gov/zerowaste for details.

Poison Help Hotline

If you think a family member or pet has been exposed to a harmful product, call the NYC Poison Control Center Hotline at **1-800-222-1222** or **212-764-7667**.

The Hotline is available 24 hours a day, 7 days a week.



Handling Tips

Before Buying

Look for hazard levels on product labels. DANGER and POISON indicate high-level hazards; WARNING and CAUTION convey lower levels. Pay attention to other messages on the label such as “causes burns on contact,” “vapors harmful,” or “extremely flammable.” To go beyond the label, search online for Safety Data Sheets (SDS) for the specific product.



Don't buy more than you need. Think about how much you'll actually use in order to reduce how much you discard or store. You can also look online or at the store for calculators to help you determine how much you need.

Consider environmentally preferable products. Many retailers sell alternative products that are organic or made with safer ingredients. To ensure that a product is environmentally preferable, look for third-party certifications such as:



When Using

Follow product instructions. More is not better — you won't get twice the results by using twice as much. Use products only as directed and only when necessary.

Never mix products or chemicals. This is especially true for ammonia and bleach, which can cause respiratory problems when combined.

Store potentially harmful products out of reach of children and pets. Use child-resistant cabinet locks or containers.

When Discarding

Make sure the product is not banned from disposal (see pages 1 or 22).


Read product instructions for disposal guidelines.

Double bag before discarding. For the safety of Sanitation workers, please double bag harmful products before discarding in your regular garbage.

Recycle empty containers. Unless marked “DANGER — CORROSIVE,” empty glass, plastic, and metal containers can be recycled with other rigid plastics, metal, glass, and cartons.

Appliances

Appliances with CFC/Freon (Air Conditioners, Dehumidifiers, Freezers & Refrigerators)



Tips & Alternatives

Buy energy-efficient appliances. Products certified ENERGY STAR use about 70% less energy than standard products. Look for this label:



Safe Disposal

Donate. Working appliances can be donated or sold. Visit nyc.gov/donate for options.

Contact 311. Make an appointment with **311** to remove CFCs, then recycle with other rigid plastics, metal, glass, and cartons. Remove doors from refrigerators and freezers prior to set out, for safety reasons.

Household Appliances & Housewares (Microwaves, Stereos, Irons, Personal Fans, Rice Cookers, Blenders, etc.)



Safe Disposal

Donate. Working household appliances and housewares can be donated or sold. Visit nyc.gov/donate for options.

Recycle. Remove batteries and recycle with other rigid plastics, metal, glass, and cartons if mostly metal and/or rigid plastic. Otherwise discard with garbage.

Asbestos

X Illegal to discard in the garbage or recycling.



Safe Disposal

Pick-Up. Contact an appropriate private hazardous/chemical waste company.

Regulations. If you are renovating or demolishing a building, you must conform to asbestos abatement regulations to avoid release of asbestos fibers into the air. NYC's Asbestos Control Program provides guidance on and requirements for the proper handling, storing, and disposal of asbestos-containing materials. Visit nyc.gov/dep for more information.

Automotive Products

Antifreeze

Tips & Alternatives

Use less-toxic antifreeze made of propylene glycol (rather than ethylene glycol). At a similar cost, it is less toxic and provides the same protection.



Safe Handling

Keep antifreeze away from children and pets who may find the color and sweet smell appealing. Antifreeze is poisonous and can be lethal if ingested.

Regularly check your radiator, reservoir, and hoses for leaks.

Safe Disposal **SAFE**

Never dispose of antifreeze at the curb or down the drain.

Take-Back. Have your antifreeze changed by a professional who will recycle it as part of the service.


DSNY Drop-Off. Bring used antifreeze to a SAFE Disposal Event. See page 19 for details.

Garbage. Do not place antifreeze directly in your garbage; it can explode in Sanitation compactor trucks and cause serious injury to Sanitation workers and pedestrians. Dry out using newspaper, kitty litter, or other absorbent material prior to discarding.

Recycle. Empty antifreeze containers can be recycled with other rigid plastics, metal, glass, and cartons.

Automotive Batteries

X **Illegal to discard in the garbage or recycling.**



Safe Disposal **SAFE** **SW**

Take-Back. Return automotive batteries for recycling to any service station or auto supply store that sells them. Whenever you buy a new battery, you pay a \$5 surcharge. If you return an old car battery when purchasing a new one, the \$5 surcharge on the new battery is waived.

DSNY Drop-Off. Bring car batteries to a SAFE Disposal Event or to any DSNY Household Special Waste Drop-Off Site. See pages 19-21 for details.

Enforcement

Contact the NY State Department of Environmental Conservation at bit.ly/tippdec or **1-800-TIPP DEC (1-800-847-7332)** if a service station refuses to accept your auto batteries.

Gasoline

X Illegal to discard in the garbage or recycling.



Tips & Alternatives

Purchase only what you need so you can use it up completely.

Safe Disposal **SAFE**

Never dispose of gasoline at the curb or down the drain.

Pick-Up. Contact an appropriate private hazardous/chemical waste company.

DSNY Drop-Off. Bring gasoline to a SAFE Disposal Event. See page 19 for more details.

Garbage. Dispose of empty containers as garbage; they cannot be recycled.

Motor Oil & Transmission Fluid

X Illegal to discard in the garbage or recycling, or down the drain.



Tips & Alternatives

Maintain your vehicle regularly to avoid fluid leaks.

Use re-refined oil at your next oil change. Re-refined oil is subject to the same stringent refining, compounding, and performance standards as virgin oil.

Safe Disposal **SAFE** **SW**

Never dispose of motor oil or transmission fluid at the curb or down the drain.

Take-Back. Bring used motor oil and transmission fluid to service stations that change oil. These businesses are required to accept up to five gallons of used motor oil per day, per person, at no charge.

DSNY Drop-Off. Bring used motor oil, transmission fluid, and oil filters to a SAFE Disposal Event or to any DSNY Household Special Waste Drop-Off Site. At Drop-Off Sites, you can bring up to ten quarts of motor oil or transmission fluid and two oil filters per visit. See pages 19-21 for more details.

Enforcement

Contact the NY State Department of Environmental Conservation at bit.ly/tippdec or **1-800-TIPP DEC (1-800-847-7332)** if a service station refuses to accept your motor oil.

Tires

X Illegal to discard in the garbage or recycling.



Tips & Alternatives

Buy retreaded tires. Retreading bonds new tread to the existing tire body using a process very similar to the manufacture of a new tire.

Perform regular tire maintenance to maximize the life of your tires. Keep your tires at the manufacturer's recommended tire pressure. Reduce excess wear on tires by regularly checking tire balance and alignment, and by rotating tires according to the manufacturer's recommendations.

Safe Disposal **SW**

Take-Back. Return tires to any business that sells or installs them. Businesses must take back tires of approximately the same size that they sell. The fee for the collection of old tires is included in the cost of new tires. You can recycle up to the same number of tires that you buy new.

DSNY Drop-Off. Bring tires to any DSNY garage located in NYC; drop off between 8am and 4pm, Monday through Saturday (except holidays). Bring tires to any DSNY Household Special Waste Drop-Off Site. DSNY will accept up to four tires from passenger cars. See pages 20-21 for more details.

Enforcement

Contact the NY State Department of Environmental Conservation at bit.ly/tippdec or **1-800-TIPP DEC (1-800-847-7332)** if a business refuses to accept your tires.

Batteries

Tips & Alternatives

Use rechargeable batteries whenever possible. Rechargeable batteries can be used many times, which saves money and reduces waste.

Safe Disposal **SAFE SW**

DSNY Drop-Off. All batteries can be brought to a SAFE Disposal Event or to any DSNY Household Special Waste Drop-Off Site. See pages 19-21 for more details.

Alkaline Batteries

Safe Disposal **SAFE SW**

Garbage. Alkaline batteries are no longer classified as hazardous in New York State and may be discarded in the regular garbage with no special handling. However, it is more environmentally friendly to recycle by bringing to a SAFE Disposal Event or to any DSNY Household Special Waste Drop-Off Site.



Rechargeable Batteries



X Illegal to discard in the garbage or recycling.

Safe Disposal **SAFE** **SW**

Proper Packaging. To prevent the risk of fire, individually bag each non-alkaline battery or use CLEAR tape to cover the terminals. Do not use opaque tape and do not bag or tape alkaline batteries.

Take-Back. Bring rechargeable batteries and small items that contain rechargeable batteries to stores in New York State that sell them, such as a pharmacy, office supply, or hardware store (small food stores excepted). The stores must accept up to ten batteries of the same shape and size that they sell, free of charge. Ask for the Call2Recycle box. For information about the law, visit bit.ly/rechbatdec. Visit call2recycle.org to find a drop-off location.



Enforcement

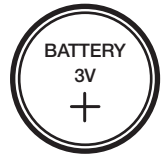
Contact the NY State Department of Environmental Conservation at bit.ly/tippdec or **1-800-TIPP DEC (1-800-847-7332)** if a retailer refuses to accept your rechargeable batteries.

Button Batteries

X Illegal to discard in the garbage or recycling if rechargeable.

Safe Disposal **SAFE** **SW**

Take-Back. Button batteries may be accepted at a jewelry store, watch repair shop, or camera store.

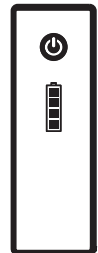


Uninterruptible Power Supply (UPS) Batteries (Backup Batteries)

X Illegal to discard in the garbage or recycling if under 25 pounds.

Safe Disposal **SAFE** **SW**

Take-Back. Some manufacturers collect and recycle backup batteries (UPS batteries). Check with the manufacturer for more information.



Automotive Batteries

See page 4.

Cleaning Products



Tips & Alternatives

Substitute soap, water, and elbow grease for chemicals.

In many situations, a little extra scrubbing can take care of a stain or a dirty corner.

Avoid purchasing products labeled “DANGER” or “CORROSIVE.” Consider environmentally friendly cleaners. Look for these third-party certifications:



Keep pipes and drains clear without chemicals. Chemicals used to clear drains can be dangerous to you, and their corrosive components can damage plumbing. Use a drain catch to prevent hair and other clogging materials from entering the pipes. Maintain drains regularly by using a plumber’s snake.

Purchase only what you need so you can use up cleaning products completely.

Safe Handling

Carefully handle cleaning products marked “DANGER – CORROSIVE” such as some drain, toilet, and oven cleaners. Many household cleaning products contain chemicals that can be dangerous if you inhale them, get them on your skin, or combine them with other cleaners.

Safe Disposal **SAFE**

Never dispose of highly corrosive liquids (such as hydrofluoric, sulfuric, or muriatic acids) at the curb or down the drain.

Pick-Up. Contact an appropriate private hazardous/chemical waste company. Fees may apply.

DSNY Drop-Off. Bring harmful cleaning products to a SAFE Disposal Event. See page 19 for details.

Garbage. If the product is labeled “DANGER – CORROSIVE,” do not pour down the drain. Dry out using newspaper, kitty litter, or other absorbent material prior to discarding. Double bag the empty container and mark it, “DANGER – NOT FOR RECYCLING,” then place it in the garbage.

Recycle. If the product is *not* labeled “DANGER – CORROSIVE,” use up the product and dry out any remaining liquid with newspaper, kitty litter, or other absorbent material. Then recycle the empty container with other rigid plastics, metal, glass, and cartons.

Electronics

X Illegal to discard in the garbage or recycling.

Electronics Disposal Ban

Computers, monitors, and printers have components that contain hazardous materials, such as lead, mercury, and cadmium. Though safe to use, electronic equipment can pose dangers to the environment when not properly discarded. NY State residents are prohibited from disposing of certain electronics in the garbage:



TVs



monitors



computers



laptops



small servers



printers/scanners



tablets/e-readers



MP3 players



VCRs/DVRs/
DVD players



fax machines



video game
consoles



cable/satellite boxes



mice



keyboards

Tips & Alternatives

Buy electronics manufactured with fewer hazardous chemicals.

Products rated as EPEAT Gold, Silver, or Bronze meet certain product standards including less harmful materials, more recycled content, long lasting, energy efficient, reduced packaging, and easily recycled. Visit epeat.net for more information.



SAFE = Accepted at SAFE Disposal Events

SW = Accepted at DSNY Special Waste Sites

Safe Disposal **SAFE** **SW**

Seal broken monitors. Before disposal, TVs or computer monitors with broken glass should be placed in separate sealed bags or boxes.

Donate. Donate or sell working electronics. Goodwill, the Salvation Army, and the Gowanus E-Waste Warehouse accept certain electronics. Visit nyc.gov/donate for options.

Take-Back. Recycle electronics through retailer programs. Best Buy accepts electronics, including tube TVs under 32" and flat-panel TVs under 50". Staples accepts electronics other than TVs. Most retailers will take your old TV or computer when they deliver your new one. Fees may apply. Visit nyc.gov/electronics for more information.

Mail-Back. Many brands offer free mail-back options. Check your brand's website for details.

e-cycleNYC. Participate in DSNY's e-cycleNYC program. NYC apartment buildings with 10 or more units can sign up for this free and convenient recycling collection service. Visit nyc.gov/ecycle for more information.

E-Waste Events. Attend electronics recycling events. Bring electronics to an upcoming Lower East Side Ecology Center e-waste event.

DSNY Drop-Off. Bring electronics to a SAFE Disposal Event or to any DSNY Household Special Waste Drop-Off Site. See pages 19-21 for details.

Regulations. NY State Law requires manufacturers to collect and recycle or reuse unwanted electronics. Each manufacturer must maintain a toll-free number and website with information on how to return items for recycling. Visit the NY State Department of Environmental Conservation website at bit.ly/ewastedec for more information.

Enforcement

Contact the NY State Department of Environmental Conservation at bit.ly/tippdec or **1-800-TIPP DEC (1-800-847-7332)** if a manufacturer refuses to accept your electronics.

Mobile Phones

Safe Disposal **SAFE** **SW**

Recycle. Recycle mobile phones using the options above.

Regulations. NY State Law mandates wireless providers accept used cell phones for recycling at their stores and through mail-back programs. Visit the NY State Department of Environmental Conservation website at bit.ly/cellwastedec.



Gas Cylinders

Gas cylinders are pressurized and may explode when compressed in a truck. Be sure to follow the instructions below for each type of gas cylinder.

Safe Disposal **SAFE**

DSNY Drop-Off. All gas cylinders can be brought to a SAFE Disposal Event. See page 19 for details.

Fire Extinguishers

If you are unsure about the type of fire extinguisher, check the label.

Tips & Alternatives

Refill fire extinguishers after each use. Contact a local FDNY-certified fire extinguisher retailer to get your extinguisher refilled.



Safe Disposal **SAFE**

Take-Back. Old fire extinguishers and fire extinguishers that are not dry chemical or carbon dioxide may contain carbon tetrachloride, a known carcinogen. Contact a local FDNY-certified fire extinguisher retailer to request that they dispose of it.

Recycle. Dry chemical and carbon dioxide extinguishers can be recycled with bulk metal once they are emptied, the pressure has been relieved, and the head has been removed. Follow the National Fire Protection Association's PASS technique to ensure that you have appropriately emptied your fire extinguisher.

Helium Tanks

Safe Disposal **SAFE**

Recycle. Portable helium tanks can be recycled with bulk metal once they are emptied, the pressure has been relieved, and the head has been removed.

Propane Tanks

X Do not discard in the garbage or recycling.

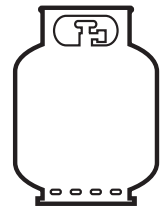
Safe Handling

Do not store tanks in your home or near sources of heat.

Close the valve tightly when not in use. Propane gas is highly flammable.

Safe Disposal **SAFE**

Take-Back. Do not attempt to relieve the pressure or remove the head. Exchange your empty propane tank for a full one at any local propane tank dealer. If you are not exchanging your tank, ask the dealer to dispose of it properly or bring to a scrap metal dealer.



Other Gas Cylinders

X Do not discard in the garbage or recycling.

Safe Disposal **SAFE**

Take-Back. Do not attempt to relieve the pressure or remove the head. Exchange your old pressurized gas cylinder (such as acetylene or oxygen) when purchasing a new cylinder, or bring to a scrap metal dealer.

Lawn & Garden Care Products

Tips & Alternatives

Use non-toxic products. Many garden centers and catalogs now sell fertilizers, pesticides, and weed controls that are organic or made with safer ingredients.



Purchase only what you need so you can use up products completely.

Reduce your need for fertilizers, pesticides, and herbicides using these techniques:

Leave it on the lawn. When you mow your grass, leave clippings on the lawn instead of raking and bagging them. The clippings decompose and provide nitrogen to the soil, so you can reduce or even eliminate fertilizing.

Compost. Leaves, food scraps, garden trimmings, and weeds can all become “garden gold” through composting. Using rich, soil-conditioning compost on lawns and gardens keeps plants healthy naturally, eliminating the need for fertilizers and pesticides.

Select appropriate plants. There are many attractive varieties of shrubs and flowers that are resistant to disease and pests. You can also plant grass blends that need less frequent mowing and require less water and fertilizer.

Safe Disposal **SAFE**

DSNY Drop-Off. Bring unwanted fertilizers and pesticides to a SAFE Disposal Event. See page 19 for details.

Garbage. If the product is labeled “DANGER — CORROSIVE,” do not pour down the drain. Dry out using newspaper, kitty litter, or other absorbent material prior to discarding. Double bag the empty container and mark it, “DANGER — NOT FOR RECYCLING,” then place it in the garbage.

Recycle. If the product is *not* labeled “DANGER — CORROSIVE,” use up the product and dry out any remaining liquid with newspaper, kitty litter, or other absorbent material. Then recycle the empty container with other rigid plastics, metal, glass, and cartons.

Prevent further infestation of the Asian Longhorned Beetle. Residents in Brooklyn and Queens must arrange for a pick-up of tree prunings, firewood, and other woody organic debris by the NYC Parks Department. Contact **311** or visit the Parks Department website at on.nyc.gov/wood-debris for more information.

Medical Waste



Medications

Safe Disposal **SAFE**

Generally, unwanted medications should never be flushed down the toilet.

Drop-Off. Visit the NY State Department of Environmental Conservation website at dontflushyourdrugs.net for guidelines and drop-off events.

Take-Back. Mail back unwanted medications. Many pharmacies sell envelopes for customers to mail their unwanted prescription and over-the-counter medications for safe disposal. Check at the pharmacy counter to purchase postage-paid envelopes or boxes for this mail-back. Controlled substances are excluded from the program.

Donate. Certain medications can be donated to be used by people who need them. Visit nyc.gov/zerowaste for more information.

DSNY Drop-Off. Bring unwanted medications to a SAFE Disposal Event. See page 19 for details.

Garbage. Mix unwanted medications with an undesirable substance (such as used coffee grounds or kitty litter), put in leak-proof, nondescript containers (such as empty cans or sealable bags) marked “NOT FOR RECYCLING,” and place in the garbage.

Sharps (Syringes & Lancets)

Safe Handling

Package safely. Needles and other sharps can cause cuts and transmit blood-borne diseases such as hepatitis B and HIV/AIDS.

Place used syringes and lancets in a clearly labeled “sharps” container or other leak-proof, puncture-resistant container. Close the container tightly between uses. Do not clip, bend, or try to recap syringes and lancets.

Keep away from children and pets. Put sharps into your container immediately after using. Keep containers stored safely, away from children and pets.

Safe Disposal **SAFE**

Take-Back. Bring used sharps to any hospital or nursing home in New York State. They are required by law to collect used household sharps, including syringes and lancets, with no identification required. Make sure that sharps are packaged safely, and call in advance for drop-off times and instructions. In addition, many pharmacies and other health sites voluntarily and anonymously accept sharps. Visit the NY State Department of Health website at nyhealth.gov/sharps-collection or call **1-800-522-5006** for details.



DSNY Drop-Off. Bring used sharps to a SAFE Disposal Event. See page 19 for details.

Garbage. If not taking advantage of a sharps disposal program, label containers “HOME SHARPS — NOT FOR RECYCLING” and place in the garbage. Never place loose sharps in the garbage, and never place sharps containers in your recycling bin.

Enforcement

Contact the NY State Department of Health at **1-800-522-5006** if a hospital or nursing home refuses to accept your syringes or sharps.

Other Household Medical Materials



Safe Disposal

Garbage. Use sealed bags to dispose of soiled bandages, disposable bed sheets, medical gloves, tubing, and intravenous (IV) materials in the garbage.

Mercury-Containing Products


Report Spills

Mercury can be hazardous if inhaled, ingested, or absorbed through the skin. Mercury-containing products that are improperly disposed can cause damage to local waterways, air, and the environment. If a mercury spill occurs, call the NY State Department of Environmental Conservation’s Spills Hotline at **1-800-457-7362**.

Fluorescent Tubes & CFLs

Tips & Alternatives

Consider other energy-efficient bulbs, including halogen incandescent or LEDs, neither of which contain mercury. Life-span, brightness, and other qualities differ, so choose whichever is best for each situation.



Safe Handling

Handle bulbs with care. All lamps are made of glass and should be handled carefully to avoid breakage. Compact fluorescent lamps (CFLs) and fluorescent tubes contain minimal amounts of mercury and are safe to use. If you break a bulb, follow the U.S. Environmental Protection Agency (EPA) clean-up guidelines at epa.gov/cfl.

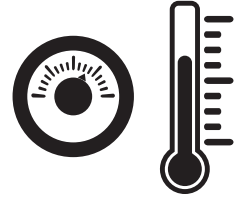
Safe Disposal **SAFE** **SW**

Take-Back. Bring CFLs to Home Depot, Ikea, Lowe's, or other participating retailers for recycling.

DSNY Drop-Off. Bring fluorescent tubes and CFLs to a SAFE Disposal Event or to any DSNY Household Special Waste Drop-Off Site. See pages 19-21 for details.

Garbage. Double bag if discarding in the garbage to prevent injury to Sanitation workers.

Thermostats, Thermometers & Other Devices Containing Mercury



X Illegal to discard in the garbage or recycling.

Tips & Alternatives

Switch to a digital thermometer. NY State bans the sale of mercury fever thermometers. Digital thermometers with changeable batteries are accurate and reliable alternatives to mercury thermometers.

Switch to programmable electronic thermostats. These do not contain mercury and are more energy efficient than their mercury counterparts.

Safe Disposal **SAFE** **SW**

Take-Back. Recycle mercury thermostats through the Thermostat Recycling Corporation. Visit thermostat-recycle.org for participating locations such as wholesalers or retailers.

Pick-Up. When remodeling your home or updating your heating system, your contractor is required by law to recycle mercury thermostats. For other mercury-containing items, contact a hazardous waste recycler. Fees may apply.

DSNY Drop-Off. Bring thermometers, thermostats, and other mercury-containing devices to a SAFE Disposal Event or to any DSNY Household Special Waste Drop-Off Site. See pages 19-21 for details.

Enforcement

Contact the NY State Department of Environmental Conservation at bit.ly/tippdec or **1-800-TIPP DEC (1-800-847-7332)** if a manufacturer, wholesaler, or contractor refuses to recycle your mercury thermostat.

Paint



Tips & Alternatives

Use latex paint, rather than oil-based paint. Latex paint cleans up with just soap and water and does not contain hazardous chemicals. Latex paint that is low in volatile organic compounds (VOCs) is an environmentally preferable option to consider if you are concerned about odor or air quality.

Use less-toxic paint thinners or strippers. Avoid thinners or strippers that contain methylene chloride — a potential cancer-causing agent. Buy products that are low in VOCs. Look for these logos:



Select the right amount of paint for each job. It takes approximately one gallon of paint to cover 350 square feet of a smooth surface. Talk to your local paint retailer or use a paint calculator (see paintcare.org/calculator.php) to determine how much paint you need. Many manufacturers also sell sample jars, so you can be sure you like the color before you buy too much paint.

Safe Handling

Remove lead paint responsibly. Never dry scrape or dry sand to remove paint, especially if your home was built before 1960. Prior to its ban in NYC in 1960, lead paint was commonly used in homes. Dust from peeling lead paint is the most common cause of childhood lead poisoning. Children with lead poisoning can develop health, learning, and behavior problems. Before you repaint, repair, or remodel a home, learn about lead-safe work practices and requirements.

Call **311** or visit the NYC Department of Health and Mental Hygiene website at bit.ly/lead-health for more information on preventing lead poisoning.

Safe Disposal **SAFE** **SW**

Donate. Donate, sell, swap, or give away extra paint to charitable organizations, community groups, and businesses, in person or online through a materials exchange. Visit nyc.gov/donate for more information.

DSNY Drop-Off. Bring leftover latex paint to any DSNY Household Special Waste Drop-Off Site. NYC residents can bring up to five gallons per visit. Spray paint and oil-based paint are not accepted. See pages 20-21 for more details.

Bring unwanted oil paint, latex paint, and spray paint to a SAFE Disposal Event. See page 19 for details.

Garbage. Dry out leftover latex (water-based) and oil-based paint using newspaper, kitty litter, or other absorbent material prior to discarding as garbage.

Recycle. Empty paint containers can be recycled with other rigid plastics, metal, glass, and cartons.

Pest Control



Prevent Pests

Don't leave food sitting out on counters or shelves. Store groceries in sealed containers or in the refrigerator. Regularly sweep floors to remove crumbs. Wash counters, behind appliances, and under the stove top to get rid of food and grease drippings.

Eliminate sources of water and moisture. Pests need water to survive. Clean up spills quickly and completely. Repair drips or leaks, and remove sources of standing water.

Store garbage properly. Keep garbage off the floor in a sealed container. Regularly wash garbage and recycling containers and the area around them.

Prevent pests from entering. Seal cracks and crevices with caulk. Plug wall holes with steel wool or wire mesh, and use spackle or sealant that hardens. Install a door sweep or weatherstripping to block the space between the floor and door.

Check for bugs when buying or renting used goods and while traveling. It's easier to get rid of a few pests before you have an infestation. Use a flashlight and magnifying glass to look for bed bugs around the areas where you sleep or sit. Visit nyc.gov/bedbugs to learn more about bed bug identification and prevention.

Report Problems

Call **311** or use the Rodent Complaint Form at nyc.gov/311 to report a rodent problem. Visit nyc.gov/rats for more information.

Tips & Alternatives

If you see a rat or bed bug in your home or building, contact your landlord, management company, or an exterminator immediately. The exterminator should be reputable (a bad exterminator can actually make the problem worse). Visit nyc.gov/bedbugs to learn more about bed bug removal.

Use less- or non-toxic pest control products. For example, peppermint oil is a natural, non-toxic mouse deterrent. As a last resort, use cockroach baits, dusts (such as boric acid), gels, snaps, or boxes. Avoid foggers, glue traps, bombs, and sprays. When emptying or throwing away a trap, wear rubber gloves or pick it up with a broom and dust pan — don't handle with bare hands.

Use only the amount of product directed, under the conditions specified, and for the purpose listed. Pay particular attention to directions on ventilation and personal protection, and avoid physical contact with pesticide products.

Never use products called "Tres Pasitos" or "Chinese Chalk." They are dangerous pesticides from other countries that are sold illegally in the U.S. Don't buy or use "Tempo" — it is not intended for use in homes by residents.

Keep children and pets away from areas where pesticides are used or stored.

Safe Disposal **SAFE**

DSNY Drop-Off. Bring pesticides to a SAFE Disposal Event. See page 19 for details.

Garbage. If the product is labeled “DANGER — CORROSIVE,” do not pour down the drain. Dry out using newspaper, kitty litter, or other absorbent material prior to discarding. Double bag the empty container and mark it, “DANGER — NOT FOR RECYCLING,” then place it in the garbage.

Recycle. If the product is *not* labeled “DANGER — CORROSIVE,” use up the product and dry out any remaining liquid with newspaper, kitty litter, or other absorbent material. Then recycle the empty container with other rigid plastics, metal, glass, and cartons.

Mattresses. Place all mattresses and box springs (regardless of whether or not they are infested) in a plastic bag prior to disposal or recycling, in compliance with Sanitation regulations.

Infested Items. Wrap infested items in sealed bags or shrink wrap to keep the infestation from spreading. Place items on the curb close to the time garbage is collected by the Department of Sanitation to reduce the possibility of spreading the infestation. Cut, deface, and label infested items to discourage people from taking them to their homes. **Don’t donate items from an infested home.**

Enforcement

Contact **311** if you see uncovered mattresses or box springs put out for collection.


SAFE Disposal Events

SOLVENTS | AUTOMOTIVE | FLAMMABLE | ELECTRONICS

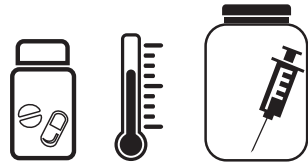
The NYC Department of Sanitation holds SAFE Disposal Events in each borough throughout the year to provide NYC residents with a one-stop way to get rid of harmful household products.

Visit nyc.gov/safedisposal to find an event near you.

AUTOMOTIVE PRODUCTS



MEDICAL ITEMS



ELECTRONICS



HOUSEHOLD PRODUCTS



No appliances



No air conditioners,
dehumidifiers, or
refrigerators



No tires

Tips

- Syringes and lancets should be packaged in a “sharps” container or other leak-proof, puncture-resistant container, and clearly labeled.
- TVs or computer monitors with broken glass should be placed in separate sealed bags or boxes.

DSNY Household Special Waste Drop-Off Sites

Only the following items are accepted.
Visit nyc.gov/safedisposal for more information.

HOUSEHOLD ITEMS



Batteries (alkaline, lithium & rechargeable)



Fluorescent lamps & CFLs



Latex (water-based) paint



Mercury-containing devices (thermostats & thermometers)

AUTOMOTIVE ITEMS



Automotive batteries & lead-acid batteries



Motor oil, transmission fluid & motor oil filters



Tires

ELECTRONICS



TVs & monitors



Computers, laptops, keyboards & mice



Small servers & hard drives



Printers, scanners & fax machines



Mobile phones, tablets, e-readers & MP3 players



VCRs, DVRs & DVD players



Video game consoles



Cable & satellite boxes



No oil paint



No pesticides, cleaning products, or hazardous chemicals



No propane or other compressed gas cylinders



No sharps or medications



No appliances (microwaves, fans, blenders, irons, rice cookers)



No appliances with CFC/Freon (air conditioners, dehumidifiers, freezers & refrigerators)

Hours of Operation

10am to 5pm, Saturdays and the last Friday of every month.

Sites are closed on legal holidays, and may be closed during severe weather.

Drop-Off Site Locations

Visit nyc.gov/safedisposal for a map of all locations.

Bronx: Hunts Point at Farragut Street and the East River, next to the Fulton Fish Market.

Brooklyn: Bensonhurst at 25th Avenue and Gravesend Bay (next to DSNY Brooklyn District 11 garage and the Adventurers Amusement Park).

Manhattan: 74 Pike Slip, between Cherry Street and South Street, under the Manhattan Bridge.

Queens: College Point at 30th Avenue, between 120th and 122nd Streets, at the northwest corner of the DSNY Queens District 7 garage.

Staten Island: Muldoon Avenue, off the Muldoon Avenue exit of the southbound West Shore Expressway (440), adjacent to the DSNY Staten Island District 3 garage.

No Unauthorized Drop-Offs

These sites are for NYC residents only. No commercial or agency waste.

Drivers with commercial license plates will not be allowed to enter the drop-off area.

Do not drop off unacceptable waste or leave anything outside the facility.

Violators may be prosecuted and face fines for illegal dumping.

Drop-Off Instructions

Visitors must show a valid picture ID and proof of NYC residency, such as a vehicle registration with an NYC address, a utility bill, or a telephone bill.

Upon arrival, check in with a DSNY official who will record your name, address, vehicle registration, and what special waste you are dropping off.

These sites operate on a monitored “do-it-yourself” basis. Be sure to dress accordingly — sturdy shoes, casual clothing, and work gloves.

Residents are expected to deposit their cardboard boxes and garbage into designated containers after emptying their special waste.

Special instructions for batteries: To prevent the risk of fire, individually bag each non-alkaline battery or use CLEAR tape to cover the terminals. Do not use opaque tape and do not bag or tape alkaline batteries. At the drop-off site, place alkaline, small sealed lead-acid, and other (lithium and rechargeable) batteries into designated collection containers. Place automotive batteries on the pallet.

Special instructions for electronics: TVs or computer monitors with broken glass should be placed in separate sealed bags or boxes.

Quick Disposal Reference

APPLIANCES

Appliances with CFC/Freon (air conditioners, dehumidifiers, freezers & refrigerators):
Contact 311 to make an appointment to remove CFCs, then recycle curbside.
Household Appliances & Housewares: Remove batteries and recycle curbside.

ASBESTOS X

Contact a private hazardous waste company.

AUTOMOTIVE PRODUCTS

Antifreeze: **SAFE** Bring to a professional who changes antifreeze.
Automotive Batteries: X **SAFE** **SW** Return to any service station or auto supply store.
Gasoline: X **SAFE** Contact a private hazardous waste company.
Motor Oil & Transmission Fluid: X **SAFE** **SW** Bring to a service station that changes oil.
Tires: X **SW** Return to any business that sells or installs them.

BATTERIES **SAFE** **SW**

Alkaline: Discard as garbage.
Rechargeable: X Bring back to any store that sells them.
Button: X Bring back to a jewelry store, watch repair shop, or camera store.
UPS (Backup): X Check with the manufacturer to see if they recycle UPS batteries.

CLEANING PRODUCTS **SAFE**

Dry out and discard as garbage. Empty containers should be recycled unless labeled "DANGER — CORROSIVE."

ELECTRONICS X **SAFE** **SW**

Enroll your apartment building in e-cycleNYC (nyc.gov/ecycle).
Drop off or mail back working and non-working electronics (nyc.gov/electronics).
Mobile Phones: Bring to any wireless provider for free recycling.

GAS CYLINDERS **SAFE**

Fire Extinguishers: Remove the head, relieve pressure, and recycle curbside.
Helium Tanks: Remove the head, relieve pressure, and recycle curbside.
Propane Tanks: X Exchange an empty tank for a full tank at any local propane tank dealer.
Other Gas Cylinders: X Exchange an empty tank for a full tank when buying a new cylinder.

LAWN & GARDEN CARE PRODUCTS **SAFE**

Dry out and discard as garbage. Empty containers should be recycled unless labeled "DANGER — CORROSIVE."

MEDICAL WASTE **SAFE**

Medications: Mail back medications, or visit dontflushyourdrugs.net for drop-off events.
Sharps: Place in a tightly sealed, clearly labeled, and puncture-resistant container, and bring to any hospital or nursing home in NY State.
Other Household Medical Materials: Place in sealed bags in the garbage.

MERCURY-CONTAINING PRODUCTS **SAFE** **SW**

Fluorescent Tubes & CFLs: Drop off CFLs at Home Depot, Ikea, or Lowe's.
Thermostats, Thermometers & Other Devices Containing Mercury: X
Recycle through the Thermostat Recycling Corporation (thermostat-recycle.org).

PAINT **SAFE** (all paint) **SW** (latex paint only)

Latex (water-based) and oil-based paint can be dried out and discarded as garbage.

PEST CONTROL **SAFE**

Dry out and discard as garbage. Empty containers should be recycled unless labeled "DANGER — CORROSIVE." Wrap all infested items.

X = Cannot discard in the garbage or recycling

SAFE = Accepted at SAFE Disposal Events

SW = Accepted at DSNY Household
Special Waste Drop-Off Sites