

ASTHMA

NAEPP CLASSIFICATION OF ASTHMA SEVERITY

SYMPTOMS: COUGH, SHORTNESS OF BREATH, WHEEZING, OR CHEST TIGHTNESS.
 PATIENTS SHOULD BE ASSIGNED TO THE MOST SEVERE STEP IN WHICH ANY FEATURE OCCURS

SYMPTOMS SEVERITY	DAYS WITH SYMPTOMS	NIGHTS WITH SYMPTOMS	PEF FEV ₁	PEF VARIABILITY
STEP 4 SEVERE PERSISTENT	<input type="checkbox"/> CONTINUAL	<input type="checkbox"/> FREQUENT	<input type="checkbox"/> ≤ 60%	<input type="checkbox"/> > 30%
STEP 3 MODERATE PERSISTENT	<input type="checkbox"/> DAILY	<input type="checkbox"/> > 1/WEEK	<input type="checkbox"/> >60% – <80%	<input type="checkbox"/> < 30%
STEP 2 MILD PERSISTENT	<input type="checkbox"/> > 2/WEEK BUT < 1x/DAY	<input type="checkbox"/> > 2/MONTH	<input type="checkbox"/> ≥ 80%	<input type="checkbox"/> 20% – 30%
STEP 1 MILD INTERMITTENT	<input type="checkbox"/> ≤ 2/WEEK	<input type="checkbox"/> ≤ 2/MONTH	<input type="checkbox"/> ≥ 80%	<input type="checkbox"/> < 20%

This material was prepared by IPRO under contract with the New York State Medicaid Program. It is based on the NAEPP Update for 2002 criteria for classifying asthma severity. Date of Assessment: _____




ASTHMA

NAEPP CLASSIFICATION OF ASTHMA SEVERITY

SYMPTOMS: COUGH, SHORTNESS OF BREATH, WHEEZING, OR CHEST TIGHTNESS.
 PATIENTS SHOULD BE ASSIGNED TO THE MOST SEVERE STEP IN WHICH ANY FEATURE OCCURS

SYMPTOMS SEVERITY	DAYS WITH SYMPTOMS	NIGHTS WITH SYMPTOMS	PEF FEV ₁	PEF VARIABILITY
STEP 4 SEVERE PERSISTENT	<input type="checkbox"/> CONTINUAL	<input type="checkbox"/> FREQUENT	<input type="checkbox"/> ≤ 60%	<input type="checkbox"/> > 30%
STEP 3 MODERATE PERSISTENT	<input type="checkbox"/> DAILY	<input type="checkbox"/> > 1/WEEK	<input type="checkbox"/> >60% – <80%	<input type="checkbox"/> < 30%
STEP 2 MILD PERSISTENT	<input type="checkbox"/> > 2/WEEK BUT < 1x/DAY	<input type="checkbox"/> > 2/MONTH	<input type="checkbox"/> ≥ 80%	<input type="checkbox"/> 20% – 30%
STEP 1 MILD INTERMITTENT	<input type="checkbox"/> ≤ 2/WEEK	<input type="checkbox"/> ≤ 2/MONTH	<input type="checkbox"/> ≥ 80%	<input type="checkbox"/> < 20%

This material was prepared by IPRO under contract with the New York State Medicaid Program. It is based on the NAEPP Update for 2002 criteria for classifying asthma severity. Date of Assessment: _____




ASTHMA

NAEPP CLASSIFICATION OF ASTHMA SEVERITY

SYMPTOMS: COUGH, SHORTNESS OF BREATH, WHEEZING, OR CHEST TIGHTNESS.
 PATIENTS SHOULD BE ASSIGNED TO THE MOST SEVERE STEP IN WHICH ANY FEATURE OCCURS

SYMPTOMS SEVERITY	DAYS WITH SYMPTOMS	NIGHTS WITH SYMPTOMS	PEF FEV ₁	PEF VARIABILITY
STEP 4 SEVERE PERSISTENT	<input type="checkbox"/> CONTINUAL	<input type="checkbox"/> FREQUENT	<input type="checkbox"/> ≤ 60%	<input type="checkbox"/> > 30%
STEP 3 MODERATE PERSISTENT	<input type="checkbox"/> DAILY	<input type="checkbox"/> > 1/WEEK	<input type="checkbox"/> >60% – <80%	<input type="checkbox"/> < 30%
STEP 2 MILD PERSISTENT	<input type="checkbox"/> > 2/WEEK BUT < 1x/DAY	<input type="checkbox"/> > 2/MONTH	<input type="checkbox"/> ≥ 80%	<input type="checkbox"/> 20% – 30%
STEP 1 MILD INTERMITTENT	<input type="checkbox"/> ≤ 2/WEEK	<input type="checkbox"/> ≤ 2/MONTH	<input type="checkbox"/> ≥ 80%	<input type="checkbox"/> < 20%

This material was prepared by IPRO under contract with the New York State Medicaid Program. It is based on the NAEPP Update for 2002 criteria for classifying asthma severity. Date of Assessment: _____




ASTHMA

NAEPP CLASSIFICATION OF ASTHMA SEVERITY

SYMPTOMS: COUGH, SHORTNESS OF BREATH, WHEEZING, OR CHEST TIGHTNESS.
 PATIENTS SHOULD BE ASSIGNED TO THE MOST SEVERE STEP IN WHICH ANY FEATURE OCCURS

SYMPTOMS SEVERITY	DAYS WITH SYMPTOMS	NIGHTS WITH SYMPTOMS	PEF FEV ₁	PEF VARIABILITY
STEP 4 SEVERE PERSISTENT	<input type="checkbox"/> CONTINUAL	<input type="checkbox"/> FREQUENT	<input type="checkbox"/> ≤ 60%	<input type="checkbox"/> > 30%
STEP 3 MODERATE PERSISTENT	<input type="checkbox"/> DAILY	<input type="checkbox"/> > 1/WEEK	<input type="checkbox"/> >60% – <80%	<input type="checkbox"/> < 30%
STEP 2 MILD PERSISTENT	<input type="checkbox"/> > 2/WEEK BUT < 1x/DAY	<input type="checkbox"/> > 2/MONTH	<input type="checkbox"/> ≥ 80%	<input type="checkbox"/> 20% – 30%
STEP 1 MILD INTERMITTENT	<input type="checkbox"/> ≤ 2/WEEK	<input type="checkbox"/> ≤ 2/MONTH	<input type="checkbox"/> ≥ 80%	<input type="checkbox"/> < 20%

This material was prepared by IPRO under contract with the New York State Medicaid Program. It is based on the NAEPP Update for 2002 criteria for classifying asthma severity. Date of Assessment: _____




ASTHMA

NAEPP CLASSIFICATION OF ASTHMA SEVERITY

SYMPTOMS: COUGH, SHORTNESS OF BREATH, WHEEZING, OR CHEST TIGHTNESS.
 PATIENTS SHOULD BE ASSIGNED TO THE MOST SEVERE STEP IN WHICH ANY FEATURE OCCURS

SYMPTOMS SEVERITY	DAYS WITH SYMPTOMS	NIGHTS WITH SYMPTOMS	PEF FEV ₁	PEF VARIABILITY
STEP 4 SEVERE PERSISTENT	<input type="checkbox"/> CONTINUAL	<input type="checkbox"/> FREQUENT	<input type="checkbox"/> ≤ 60%	<input type="checkbox"/> > 30%
STEP 3 MODERATE PERSISTENT	<input type="checkbox"/> DAILY	<input type="checkbox"/> > 1/WEEK	<input type="checkbox"/> >60% – <80%	<input type="checkbox"/> < 30%
STEP 2 MILD PERSISTENT	<input type="checkbox"/> > 2/WEEK BUT < 1x/DAY	<input type="checkbox"/> > 2/MONTH	<input type="checkbox"/> ≥ 80%	<input type="checkbox"/> 20% – 30%
STEP 1 MILD INTERMITTENT	<input type="checkbox"/> ≤ 2/WEEK	<input type="checkbox"/> ≤ 2/MONTH	<input type="checkbox"/> ≥ 80%	<input type="checkbox"/> < 20%

This material was prepared by IPRO under contract with the New York State Medicaid Program. It is based on the NAEPP Update for 2002 criteria for classifying asthma severity. Date of Assessment: _____



ASTHMA

NAEPP CLASSIFICATION OF ASTHMA SEVERITY

SYMPTOMS: COUGH, SHORTNESS OF BREATH, WHEEZING, OR CHEST TIGHTNESS.
 PATIENTS SHOULD BE ASSIGNED TO THE MOST SEVERE STEP IN WHICH ANY FEATURE OCCURS

SYMPTOMS SEVERITY	DAYS WITH SYMPTOMS	NIGHTS WITH SYMPTOMS	PEF FEV ₁	PEF VARIABILITY
STEP 4 SEVERE PERSISTENT	<input type="checkbox"/> CONTINUAL	<input type="checkbox"/> FREQUENT	<input type="checkbox"/> ≤ 60%	<input type="checkbox"/> > 30%
STEP 3 MODERATE PERSISTENT	<input type="checkbox"/> DAILY	<input type="checkbox"/> > 1/WEEK	<input type="checkbox"/> >60% – <80%	<input type="checkbox"/> < 30%
STEP 2 MILD PERSISTENT	<input type="checkbox"/> > 2/WEEK BUT < 1x/DAY	<input type="checkbox"/> > 2/MONTH	<input type="checkbox"/> ≥ 80%	<input type="checkbox"/> 20% – 30%
STEP 1 MILD INTERMITTENT	<input type="checkbox"/> ≤ 2/WEEK	<input type="checkbox"/> ≤ 2/MONTH	<input type="checkbox"/> ≥ 80%	<input type="checkbox"/> < 20%

This material was prepared by IPRO under contract with the New York State Medicaid Program. It is based on the NAEPP Update for 2002 criteria for classifying asthma severity. Date of Assessment: _____

