

**CIVILIAN COMPLAINT REVIEW BOARD
EXECUTIVE DIRECTOR'S REPORT**

Wednesday, April 08, 2015

**STATISTICAL REPORT: MONTHLY
ACTIVITY**

A. DISPOSITION OF CASES

FULL INVESTIGATIONS	248
OTHER INVESTIGATIONS	228
MEDIATIONS	12
MEDIATION ATTEMPTED	0
TOTAL	488

B. INTAKE

CIVILIAN COMPLAINT REVIEW BOARD	337
CHIEF OF DEPARTMENT'S OFFICE (OCD)	469
OTHERS	101
TOTAL	907

C. DOCKET

TOTAL CASELOAD AS OF MARCH 31, 2015	1417
TOTAL CASELOAD AS OF FEBRUARY 28, 2015	1514
DECREASE IN TOTAL CASELOAD	-97

CCRB OPEN DOCKET ANALYSIS, MARCH 2015

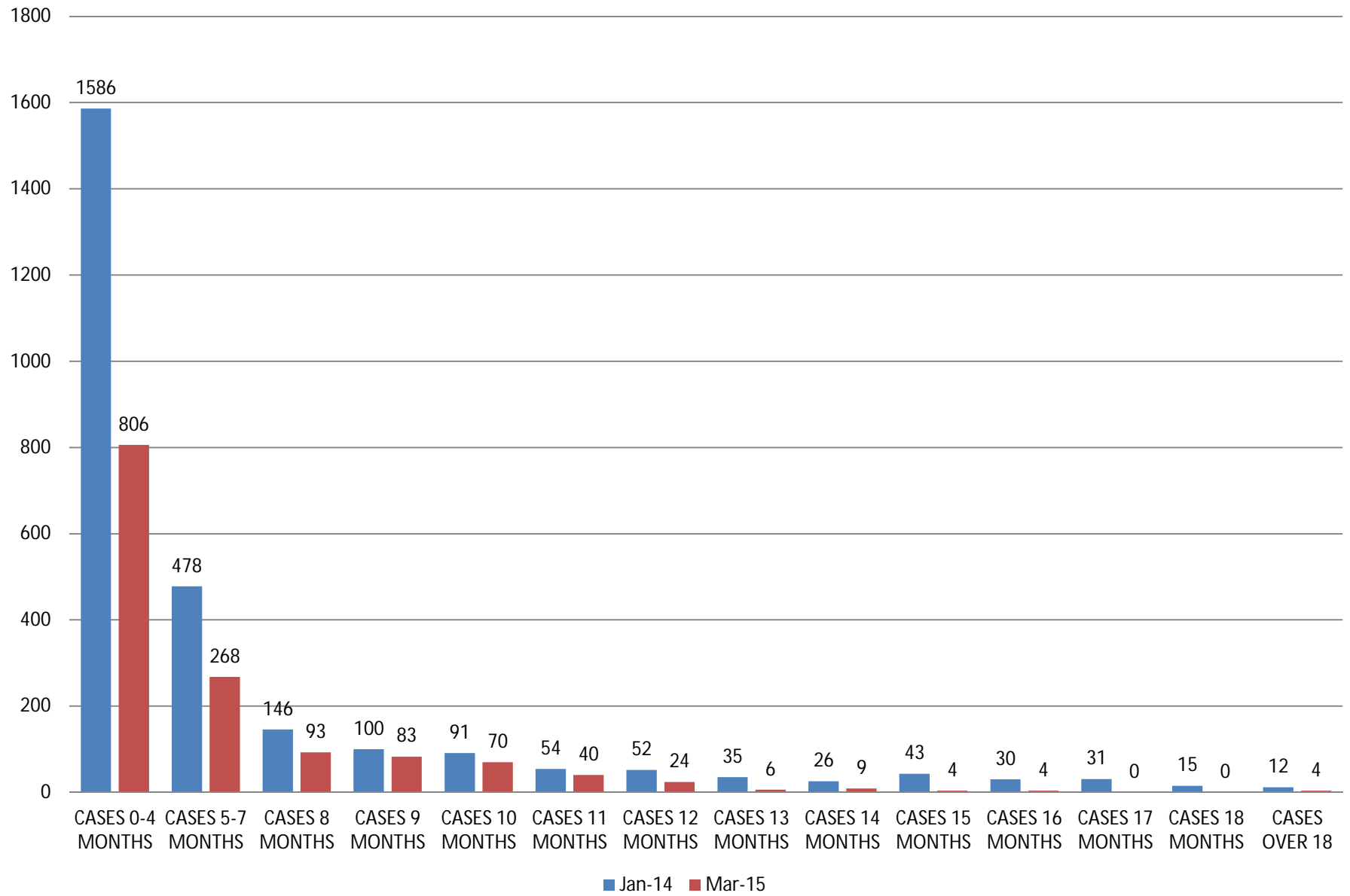
	NUMBER	% OF TOTAL
INVESTIGATIONS DIVISION	845	59.6%
MEDIATION UNIT	122	8.6%
PENDING BOARD REVIEW	450	31.8%
TOTAL	1,417	100%

CCRB OPEN DOCKET ANALYSIS, MARCH 2015

AGE OF CCRB CASES BASED ON DATE OF OCCURRENCE

	# COUNT THIS MONTH	% OF TOTAL	# COUNT LAST MONTH	% OF TOTAL	THIS MTH. Vs. LAST MTH.	% CHANGE
CASES 0-4 MONTHS	806	56.9%	802	53.0%	4	0.5%
CASES 5-7 MONTHS	268	18.9%	325	21.5%	-57	-17.5%
CASES 8 MONTHS	93	6.6%	106	7.0%	-13	-12.3%
CASES 9 MONTHS	83	5.9%	87	5.7%	-4	-4.6%
CASES 10 MONTHS	70	4.9%	49	3.2%	21	42.9%
CASES 11 MONTHS	40	2.8%	39	2.6%	1	2.6%
CASES 12 MONTHS	24	1.7%	25	1.7%	-1	-4.0%
CASES 13 MONTHS	6	0.4%	32	2.1%	-26	-81.3%
CASES 14 MONTHS	9	0.6%	11	0.7%	-2	-18.2%
CASES 15 MONTHS	4	0.3%	15	1.0%	-11	-73.3%
CASES 16 MONTHS	4	0.3%	5	0.3%	-1	-20.0%
CASES 17 MONTHS	0	0.0%	4	0.3%	-4	-100.0%
CASES 18 MONTHS	0	0.0%	1	0.1%	-1	-100.0%
CASES OVER 18	4	0.3%	7	0.5%	-3	-42.9%
UNDETERMINED	6	0.4%	6	0.4%	0	0.0%
TOTAL	1,417	100.0%	1,514	100.0%	-97	-6.4%

CCRB Open Docket Jan 2014 vs March 2015



E. AGE OF CCRB CASES BASED ON DATE OF REPORT

CCRB OPEN DOCKET ANALYSIS, MARCH 2015

AGE OF CCRB CASES BASED ON DATE OF REPORT

	# COUNT THIS MONTH	% OF TOTAL	# COUNT LAST MONTH	% OF TOTAL	THIS MTH. Vs. LAST MTH.	% CHANGE
CASES 0-4 MONTHS	880	62.1%	886	64.6%	-6	-0.7%
CASES 5-7 MONTHS	256	18.1%	308	17.9%	-52	-16.9%
CASES 8 MONTHS	86	6.1%	102	4.3%	-16	-15.7%
CASES 9 MONTHS	80	5.6%	73	4.0%	7	9.6%
CASES 10 MONTHS	55	3.9%	37	1.5%	18	48.6%
CASES 11 MONTHS	27	1.9%	36	0.8%	-9	-25.0%
CASES 12 MONTHS	15	1.1%	22	1.0%	-7	-31.8%
CASES 13 MONTHS	4	0.3%	26	0.9%	-22	-84.6%
CASES 14 MONTHS	5	0.4%	6	1.7%	-1	-16.7%
CASES 15 MONTHS	5	0.4%	8	1.2%	-3	-37.5%
CASES 16 MONTHS	1	0.1%	4	1.0%	-3	-75.0%
CASES 17 MONTHS	0	0.0%	1	0.8%	-1	-100.0%
CASES 18 MONTHS	0	0.0%	1	0.0%	-1	N/A
CASES OVER 18	3	0.2%	4	0.3%	-1	-25.0%
TOTAL	1417	100.0%	1514	100.0%	-97	-6.4%

INVESTIGATIONS DIVISION OPEN DOCKET ANALYSIS, MARCH 2015

AGE OF CCRB CASES BASED ON DATE OF OCCURRENCE

	# COUNT THIS MONTH	% OF TOTAL	# COUNT LAST MONTH	% OF TOTAL	THIS MTH. Vs. LAST MTH.	% CHANGE
CASES 0-4 MONTHS	443	52.6%	457	64.6%	-14	-3.1%
CASES 5-7 MONTHS	183	21.7%	231	17.9%	-48	-20.8%
CASES 8 MONTHS	65	7.7%	76	4.3%	-11	-14.5%
CASES 9 MONTHS	56	6.7%	63	4.0%	-7	-11.1%
CASES 10 MONTHS	47	5.6%	33	1.5%	14	42.4%
CASES 11 MONTHS	22	2.6%	20	0.8%	2	10.0%
CASES 12 MONTHS	12	1.4%	6	1.0%	6	100.0%
CASES 13 MONTHS	2	0.2%	11	0.9%	-9	-81.8%
CASES 14 MONTHS	4	0.5%	5	1.7%	-1	-20.0%
CASES 15 MONTHS	2	0.2%	3	1.2%	-1	-33.3%
CASES 16 MONTHS	2	0.2%	2	1.0%	0	0.0%
CASES 17 MONTHS	0	0.0%	0	0.8%	0	#DIV/0!
CASES 18 MONTHS	0	0.0%	0	0.0%	0	#DIV/0!
CASES OVER 18	4	0.5%	5	0.3%	-1	-20.0%
TOTAL	842	100.0%	912	100.0%	-70	-7.7%

**Open Docket of the Investigations Division
Jan 2014 vs March 2015**



List of cases 18 months and older, by Status, as of March 31, 2015

Number	Date of incident	Date received	Difference between received and incident (days)	SOL Month	Status
1	8/4/2012	8/9/2012	6	Feb-14	DA Hold (SOL crime exception)
2	3/9/2013	3/20/2013	11	Sep-14	DA Hold (SOL crime exception)
3	2/1/2013	4/29/2013	88	Aug-14	DA Hold (SOL crime exception)
4	5/12/2013	12/12/2014	580	Nov-14	Late Filing

* Civil Service Law - Section 75. Notwithstanding any other provision of law, no removal or disciplinary proceeding shall be commenced more than eighteen months after the occurrence of the alleged incompetency or misconduct complained of and described in the charges or, in the case of a state employee who is designated managerial or confidential under article fourteen of this chapter, more than one year after the occurrence of the alleged incompetency or misconduct complained of and described in the charges, provided, however, that such limitations shall not apply where the incompetency or misconduct complained of and described in the charges would, if proved in a court of appropriate jurisdiction, constitute a crime.

**Total Allegations Received this Month
March 2014 v. March 2015**

	Mar-14		Mar-15		CHANGE	
	Number	Percent of total	Number	Percent of total	Number difference	Percent difference
Force (F)	386	30.8%	262	31.0%	-124	-32.1%
Abuse of Authority (A)	598	47.7%	425	50.4%	-173	-28.9%
Discourtesy (D)	210	16.8%	133	15.8%	-77	-36.7%
Offensive Language (O)	59	4.7%	24	2.8%	-35	-59.3%
Total Allegations	1,253	100.0%	844	100.0%	-409	-32.6%
Total Complaints	441		337		-104	-23.6%
Total Intake	1,055		907		-148	-14.0%

**Total Allegations Received Year-to-Date
January-March 2014 v. January-March 2015**

	YTD 2014		YTD 2015		CHANGE	
	Number	Percent of total	Number	Percent of total	Number difference	Percent difference
Force (F)	1,159	31.2%	752	29.9%	-407	-35.1%
Abuse of Authority (A)	1,827	49.2%	1308	51.9%	-519	-28.4%
Discourtesy (D)	603	16.3%	392	15.6%	-211	-35.0%
Offensive Language (O)	121	3.3%	67	2.7%	-54	-44.6%
Total Allegations	3,710	100.0%	2,519	100.0%	-1,191	-32.1%
Total Complaints	1,309		872		-437	-33.4%
Total Intake	2,987		2,333		-654	-21.9%

**Types of Allegations in Complaints Received
January-March 2014 v. January-March 2015**

	YTD 2014		YTD 2015		CHANGE	
	Number	Percent of total	Number	Percent of total	Number difference	Percent difference
Force (F)	678	51.8%	438	50.2%	-240	-35.4%
Abuse of Authority (A)	765	58.4%	518	59.4%	-247	-32.3%
Discourtesy (D)	456	34.8%	297	34.1%	-159	-34.9%
Offensive Language (O)	101	7.7%	56	6.4%	-45	-44.6%
Total Complaints	1,309		872		-437	-33.4%

Updated February and Jan-February 2015 Complaint Statistics

	Initially Reported February 2015	Updated February 2015 Complaint Filings	Change in number of complaints	Percent difference
Total Complaints	273	271	-2	-0.7%
	Initially Reported Jan-Feb 2015	Updated Jan-Feb 2015 Complaint Filings	Change in number of complaints	Percent difference
Total Complaints	538	535	-3	-0.6%

Updated Statistical Comparison
Total Allegations Received this Month
February 2014 v. February 2015

	Feb-14		Feb-15		CHANGE	
	Number	Percent of total	Number	Percent of total	Number difference	Percent difference
Force (F)	344	29.1%	245	27.3%	-99	-28.8%
Abuse of Authority (A)	615	52.0%	485	54.1%	-130	-21.1%
Discourtesy (D)	187	15.8%	150	16.7%	-37	-19.8%
Offensive Language (O)	36	3.0%	17	1.9%	-19	-52.8%
Total Allegations	1,182	100.0%	897	100.0%	-285	-24.1%
Total Complaints	418		271		-147	-35.2%
Total Intake	953		721		-232	-24.3%

Total Allegations Received Year-to-Date
January-February 2014 v. January-February 2015

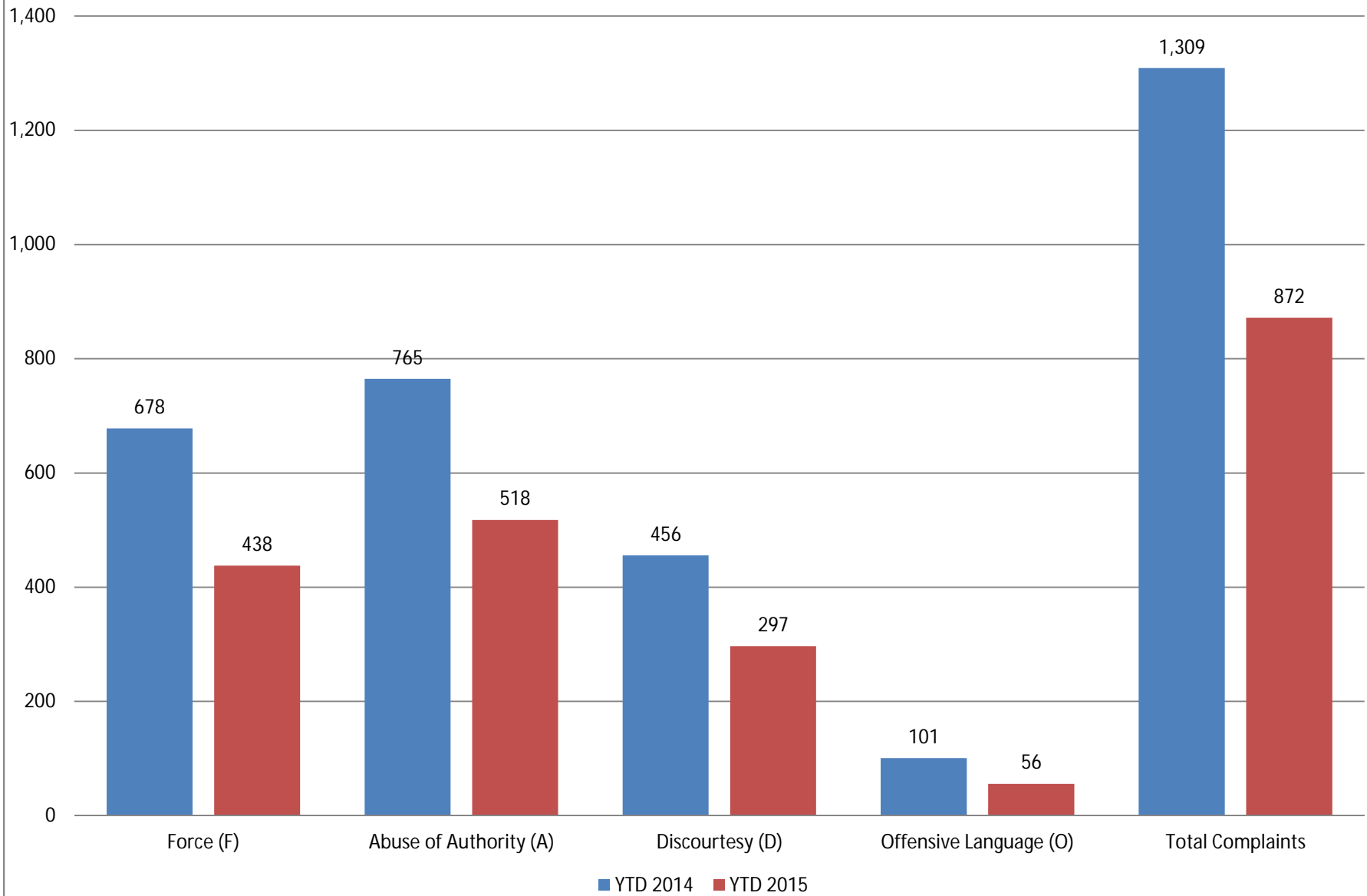
	YTD 2014		YTD 2015		CHANGE	
	Number	Percent of total	Number	Percent of total	Number difference	Percent difference
Force (F)	773	31.5%	490	29.3%	-283	-36.6%
Abuse of Authority (A)	1,229	50.0%	883	52.7%	-346	-28.2%
Discourtesy (D)	393	16.0%	259	15.5%	-134	-34.1%
Offensive Language (O)	62	2.5%	43	2.6%	-19	-30.6%
Total Allegations	2,457	100.0%	1,675	100.0%	-782	-31.8%
Total Complaints	868		535		-333	-38.4%
Total Intake	1,932		1,426		-506	-26.2%

Types of Allegations in Complaints Received*
January-February 2014 v. January-February 2015

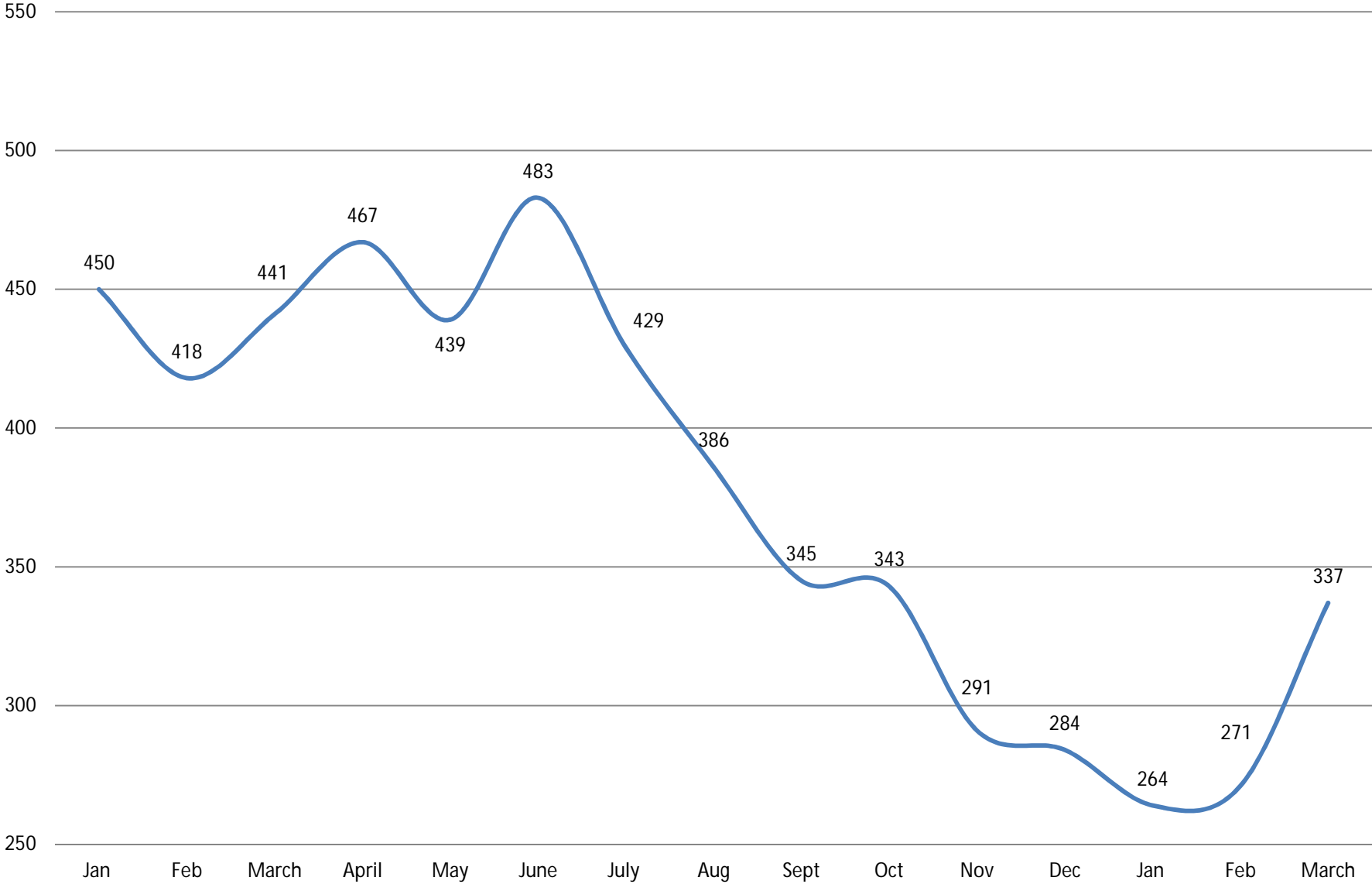
	YTD 2014		YTD 2015		CHANGE	
	Number	Percent of total	Number	Percent of total	Number difference	Percent difference
Force (F)	452	52.1%	280	52.3%	-172	-38.1%
Abuse of Authority (A)	513	59.1%	322	60.2%	-191	-37.2%
Discourtesy (D)	297	34.2%	190	35.5%	-107	-36.0%
Offensive Language (O)	56	6.5%	34	6.4%	-22	-39.3%
Total Complaints	868		535		-333	-38.4%

*Cases that include one or more of a specific FADO allegation type. For example, 52% of cases received YTD 2015 included one or more allegations of force.

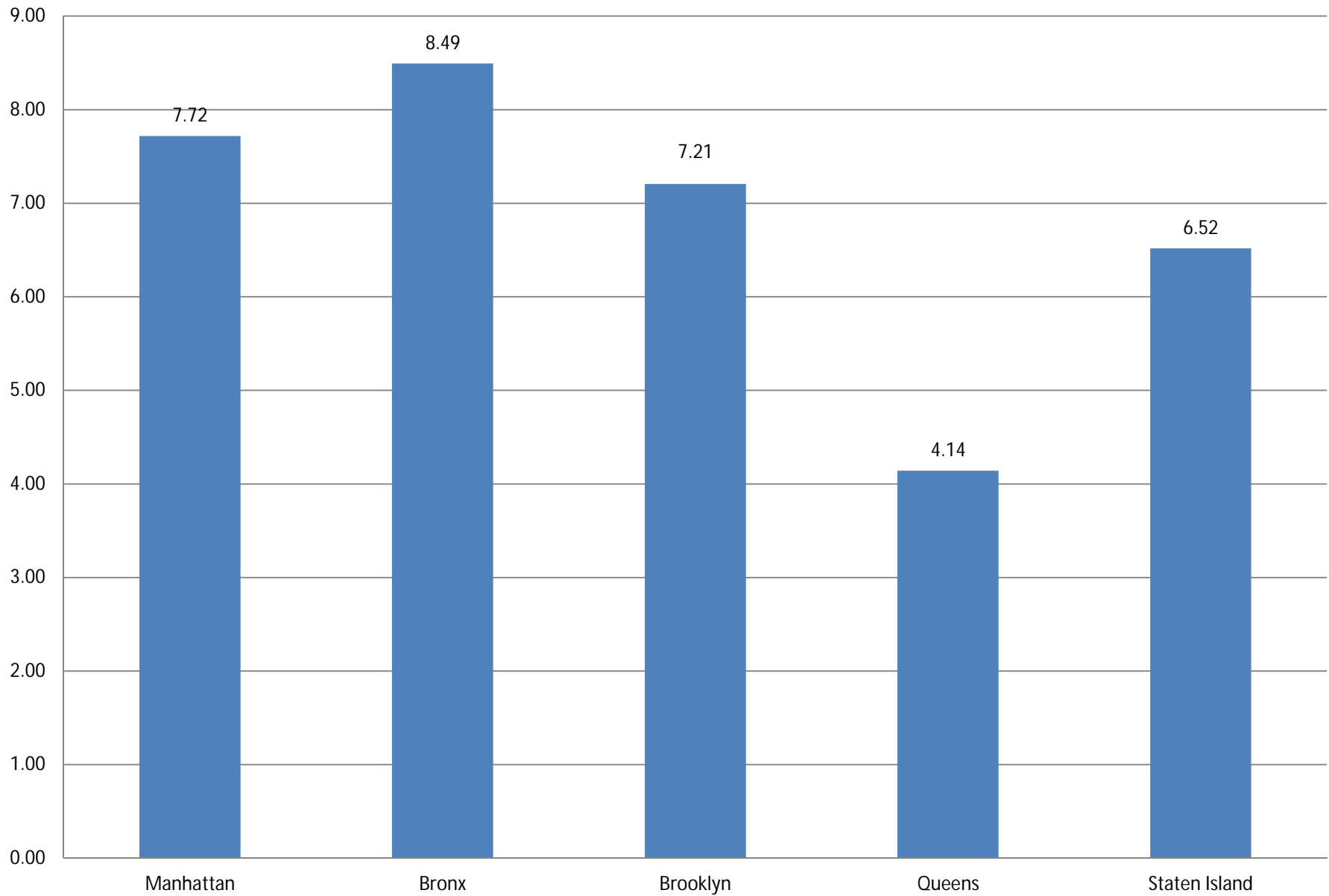
**Complaints and FADO Allegations
Jan-March 2014 vs Jan-March 2015**



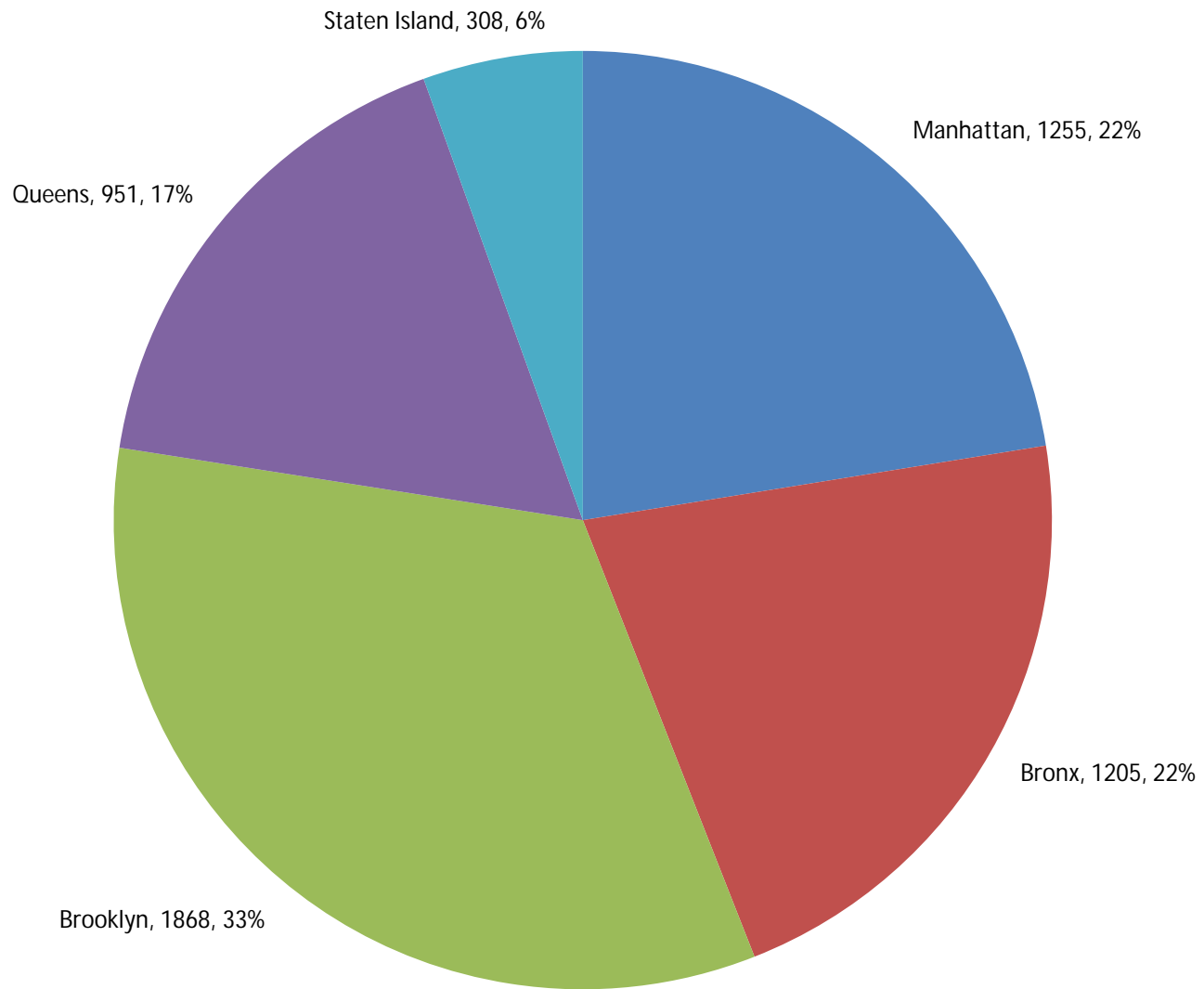
**Complaints per Month
Jan 2014 - March 2015**



**Complaints per 10,000 Residents, By Borough
Jan 2014 - March 2015**



**Complaints by Borough
Jan 2014 - March 2015**



CCRB Disposition of Cases

Case disposition

Percents Below are Percentages of all Cases Closed after Full Investigation

	Mar-15		Jan-March 2015	
	<i>Number</i>	<i>Percent</i>	<i>Number</i>	<i>Percent</i>
Full Investigations				
One or more allegations substantiated	49	19.8%	108	18.8%
Allegations exonerated, unfounded, and/or unsubstantiated	180	72.6%	425	73.8%
Department employee unidentified	19	7.7%	43	7.5%
Refer to IAB	0	0.0%	0	0.0%
Miscellaneous	0	0.0%	0	0.0%
Total - Full Investigations	248	100%	576	100%

	Mar-15		Jan-March 2015	
	<i>Number</i>	<i>Percent</i>	<i>Number</i>	<i>Percent</i>
Mediation Closures				
Mediated	12	100.0%	48	51.6%
Mediation attempted	0	0.0%	45	48.4%
Total - ADR Closures	12	100%	93	100%

Case Resolution Rate	260	53.3%	669	55.5%
-----------------------------	------------	--------------	------------	--------------

	Mar-15		Jan-March 2015	
	<i>Number</i>	<i>Percent</i>	<i>Number</i>	<i>Percent</i>
Other Case Dispositions				
Complaint withdrawn	1	0.2%	4	0.3%
Complainant/victim/witness uncooperative	186	38.1%	414	34.4%
Complainant/victim/witness unavailable	38	7.8%	110	9.1%
Victim unidentified	3	0.6%	8	0.7%
Administratively closed cases	0	0.0%	0	0.0%

Total Closed Cases	488		1,205	
---------------------------	------------	--	--------------	--

Disposition of Substantiated Cases

Substantiated Cases	Percents Below are Percentages of all Substantiated Cases			
	Mar-15		Jan-March 2015	
	<i>Number</i>	<i>Percent</i>	<i>Number</i>	<i>Percent</i>
Substantiated - Charges	12	24.5%	26	24.1%
Substantiated - Command Discipline	26	53.1%	57	52.8%
Substantiated - Instructions	11	22.4%	24	22.2%
Substantiated - No Recommendation	0	0.0%	1	0.9%
Total	49	100%	108	100%

CCRB Disposition of all Allegations

Percents Below are Percentages of all Allegations Closed after Full Investigation

	Mar-15		Jan-March 2015	
	<i>Number</i>	<i>Percent</i>	<i>Number</i>	<i>Percent</i>
Full Investigations				
Substantiated - Charges	29	2.8%	62	2.7%
Substantiated - Command discipline	62	6.1%	137	5.9%
Substantiated - Instructions	23	2.3%	49	2.1%
Substantiated - No recommendations	0	0.0%	1	0.0%
Subtotal - Substantiated Allegations	114	11.2%	249	10.8%
Unfounded	82	8.0%	192	8.3%
Employee exonerated	210	20.6%	492	21.3%
Subtotal - Findings on the Merits	406	39.8%	933	40.5%
Unsubstantiated	490	48.0%	1,074	46.6%
Department employee unidentified	124	12.2%	295	12.8%
Miscellaneous	0	0.0%	4	0.2%
Refer to IAB	0	0.0%	0	0.0%
Total	1,020	100%	2,306	100%

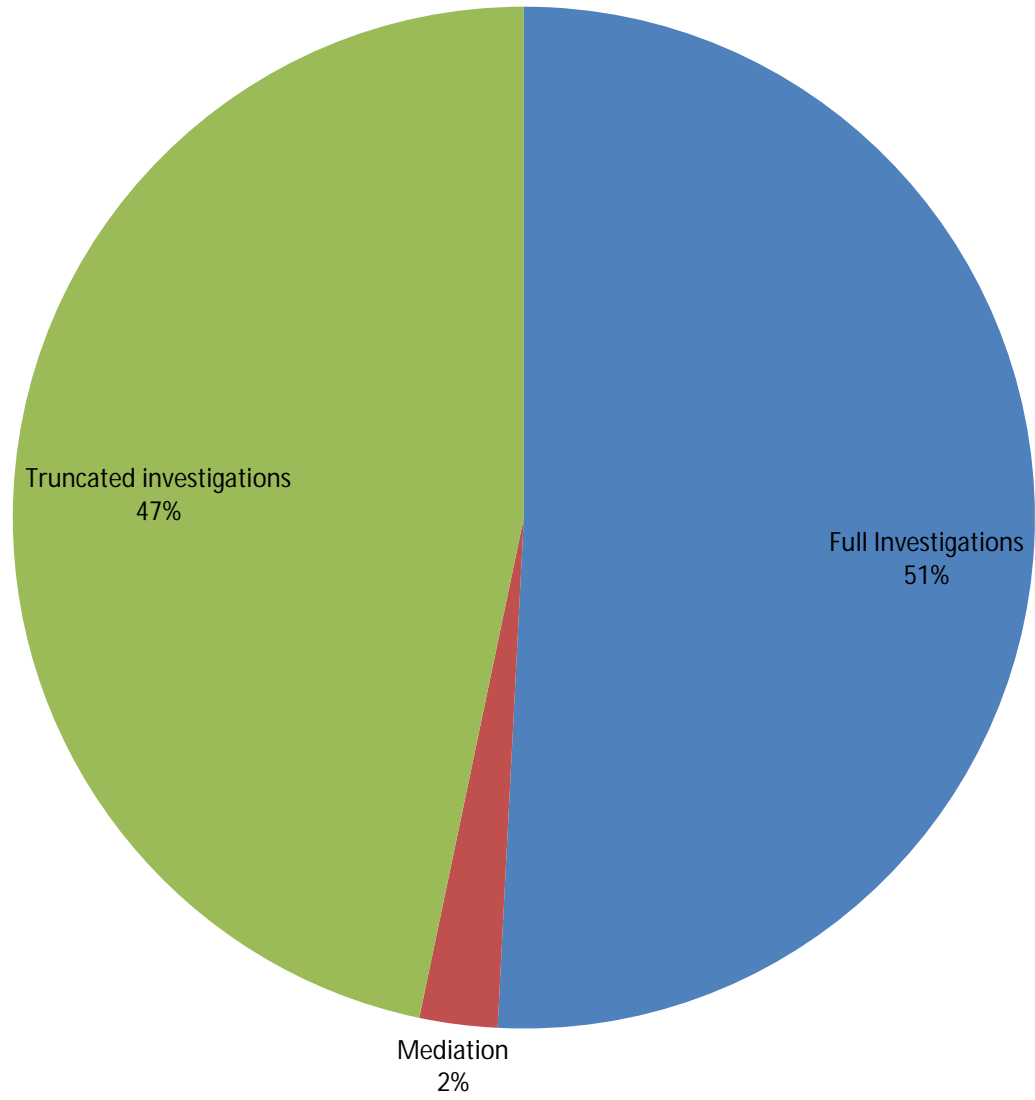
Percents Below are Percentages of all Mediation Allegations

	Mar-15		Jan-March 2015	
	<i>Number</i>	<i>Percent</i>	<i>Number</i>	<i>Percent</i>
Mediation Closures				
Mediated	28	100.0%	96	53.3%
Mediation attempted	0	0.0%	84	46.7%
Total	28	100%	180	100%

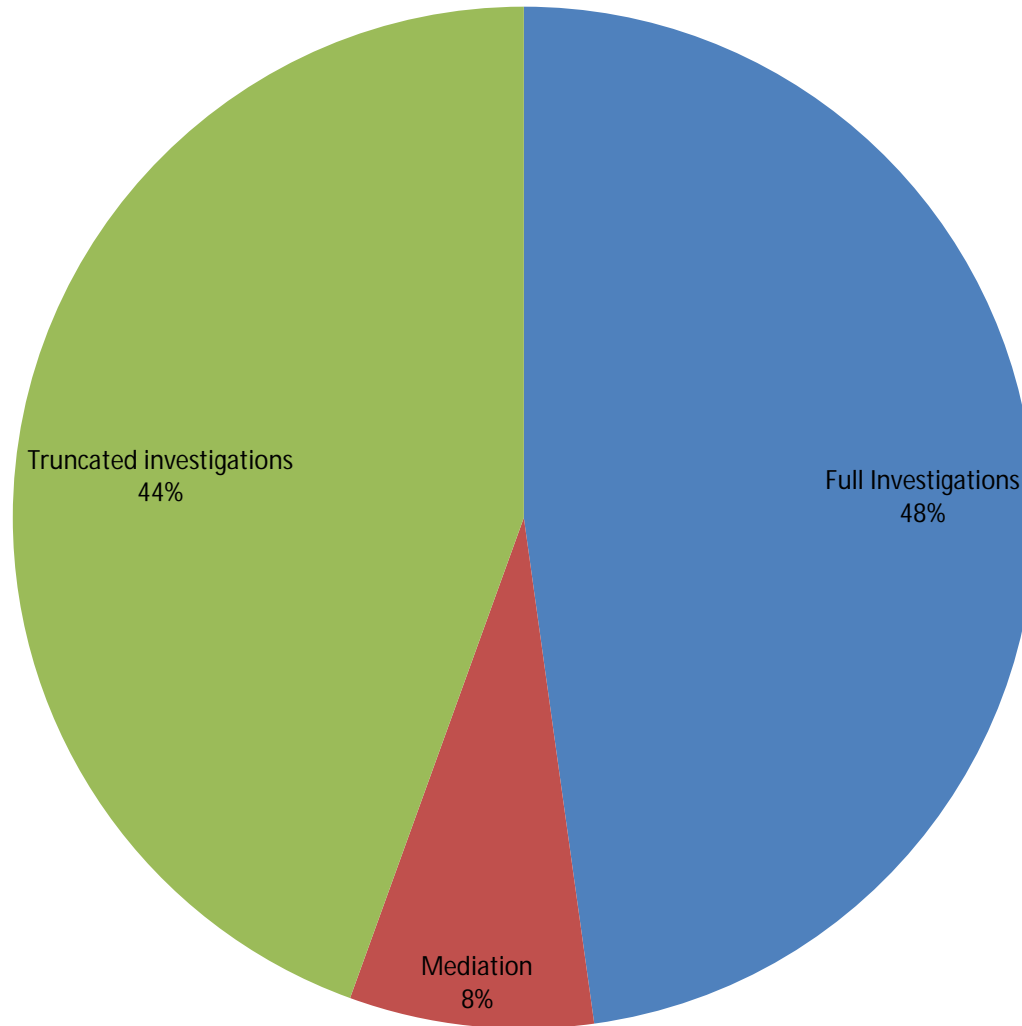
Percents Below are Percentages of all Closed Allegations

	Mar-15		Jan-March 2015	
	<i>Number</i>	<i>Percent</i>	<i>Number</i>	<i>Percent</i>
Other Dispositions				
Complaint withdrawn	6	0.4%	11	0.3%
Complainant/victim/witness uncooperative	460	29.0%	1,042	28.0%
Complainant/victim/witness unavailable	65	4.1%	172	4.6%
Victim unidentified	8	0.5%	17	0.5%
Total Closed Allegations	1,587		3,728	

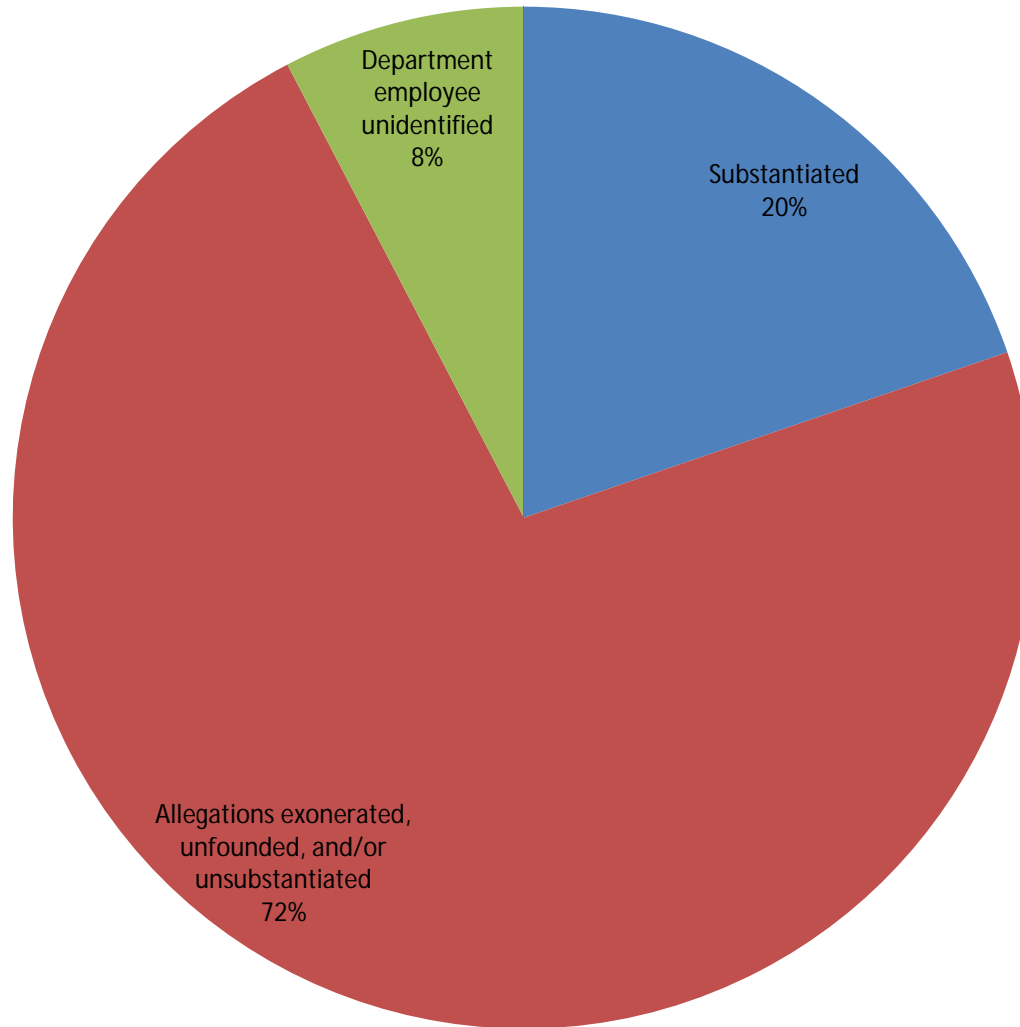
Case Dispositions, March 2015



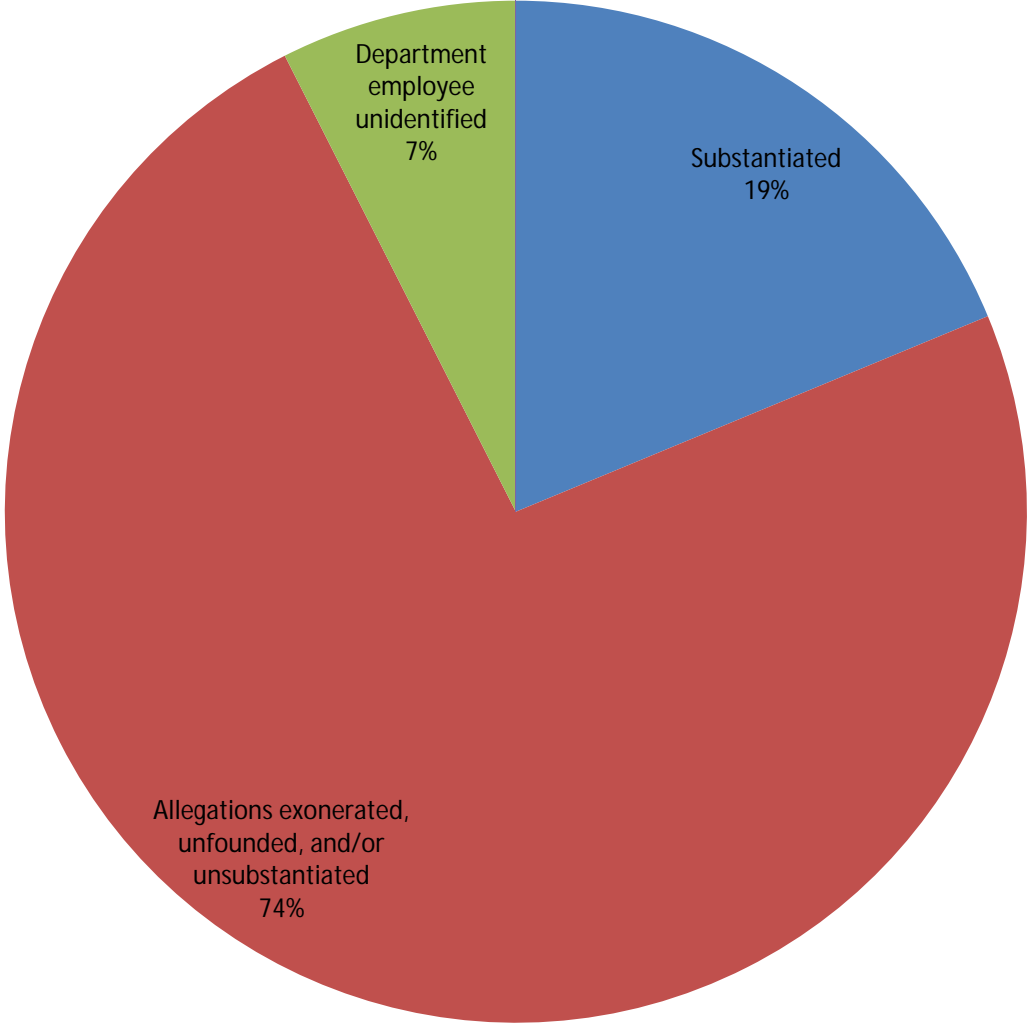
Case Dispositions, YTD 2015



Full Investigations, March 2015



Full Investigations, YTD 2015



Disposition of Force Allegations, YTD 2015

Type of Force Allegation	Substantiated		Exonerated		Unsubstantiated		Unfounded		Officer Unidentified		Miscellaneous	
	Number	Rate	Number	Rate	Number	Rate	Number	Rate	Number	Rate	Number	Rate
Gun fired	0	0.0%	2	40.0%	3	60.0%	0	0.0%	0	0.0%	0	0.0%
Gun pointed	0	0.0%	41	67.2%	11	18.0%	2	3.3%	7	11.5%	0	0.0%
Nightstick as club (incl asp & baton)	0	0.0%	13	59.1%	5	22.7%	2	9.1%	2	9.1%	0	0.0%
Gun as club	0	0.0%	0	0.0%	2	66.7%	0	0.0%	1	33.3%	0	0.0%
Police shield	0	0.0%	1	50.0%	1	50.0%	0	0.0%	0	0.0%	0	0.0%
Vehicle	0	0.0%	0	0.0%	4	100.0%	0	0.0%	0	0.0%	0	0.0%
Other blunt instrument as a club	1	20.0%	1	20.0%	1	20.0%	1	20.0%	1	20.0%	0	0.0%
Hit against inanimate object	1	4.0%	5	20.0%	10	40.0%	5	20.0%	4	16.0%	0	0.0%
Chokehold	3	5.3%	0	0.0%	33	57.9%	14	24.6%	7	12.3%	0	0.0%
Pepper spray	3	13.0%	16	69.6%	2	8.7%	0	0.0%	2	8.7%	0	0.0%
Physical force	23	5.3%	131	30.2%	179	41.2%	50	11.5%	49	11.3%	2	0.5%
Radio as club	1	50.0%	0	0.0%	0	0.0%	0	0.0%	1	50.0%	0	0.0%
Flashlight as club	0	0.0%	0	0.0%	0	0.0%	1	100.0%	0	0.0%	0	0.0%
Handcuffs too tight	0	0.0%	0	0.0%	7	70.0%	2	20.0%	1	10.0%	0	0.0%
Nonlethal restraining device	0	0.0%	5	71.4%	2	28.6%	0	0.0%	0	0.0%	0	0.0%
Animal	0	0.0%	0	0.0%	1	100.0%	0	0.0%	0	0.0%	0	0.0%
Other	0	0.0%	1	4.0%	11	44.0%	8	32.0%	5	20.0%	0	0.0%
Total	32	4.7%	216	31.4%	272	39.6%	85	12.4%	80	11.6%	2	0.3%

* "Physical force" includes: dragged/pulled, pushed/shoved/threw, punch/kicked/kneed, slapped and bit.

Disposition of Abuse of Authority Allegations, YTD 2015

Type of Abuse of Authority Allegation	Substantiated		Exonerated		Unsubstantiated		Unfounded		Officer Unidentified		Miscellaneous	
	Number	Rate	Number	Rate	Number	Rate	Number	Rate	Number	Rate	Number	Rate
Question	4	11.8%	18	52.9%	6	17.6%	0	0.0%	6	17.6%	0	0.0%
Stop	35	24.5%	39	27.3%	53	37.1%	1	0.7%	15	10.5%	0	0.0%
Search	10	9.4%	11	10.4%	63	59.4%	1	0.9%	21	19.8%	0	0.0%
Frisk	28	24.3%	18	15.7%	48	41.7%	2	1.7%	19	16.5%	0	0.0%
Vehicle search	18	20.0%	21	23.3%	35	38.9%	1	1.1%	15	16.7%	0	0.0%
Vehicle stop	6	15.0%	11	27.5%	16	40.0%	1	2.5%	6	15.0%	0	0.0%
Premises entered and/or searched	19	12.8%	85	57.4%	36	24.3%	1	0.7%	6	4.1%	1	0.7%
strip-searched	8	13.8%	13	22.4%	27	46.6%	5	8.6%	4	6.9%	1	1.7%
Gun Drawn	0	0.0%	6	33.3%	9	50.0%	3	16.7%	0	0.0%	0	0.0%
Seizure of property	2	40.0%	1	20.0%	1	20.0%	0	0.0%	1	20.0%	0	0.0%
Property damaged	5	13.5%	6	16.2%	14	37.8%	4	10.8%	8	21.6%	0	0.0%
Threat to notify ACS	2	33.3%	2	33.3%	2	33.3%	0	0.0%	0	0.0%	0	0.0%
Threat of force	3	3.8%	5	6.4%	48	61.5%	11	14.1%	11	14.1%	0	0.0%
Threat to damage/seize property	1	5.6%	2	11.1%	13	72.2%	0	0.0%	2	11.1%	0	0.0%
Threat of arrest	6	8.1%	18	24.3%	31	41.9%	6	8.1%	13	17.6%	0	0.0%
Threat of summons	1	25.0%	0	0.0%	2	50.0%	1	25.0%	0	0.0%	0	0.0%
Retaliatory arrest	3	60.0%	1	20.0%	1	20.0%	0	0.0%	0	0.0%	0	0.0%
Retaliatory summons	11	78.6%	0	0.0%	3	21.4%	0	0.0%	0	0.0%	0	0.0%
Refusal to process civilian complaint	2	33.3%	0	0.0%	4	66.7%	0	0.0%	0	0.0%	0	0.0%
Refusal to provide name/shield number	9	8.5%	1	0.9%	70	66.0%	6	5.7%	20	18.9%	0	0.0%
Refusal to obtain medical treatment	0	0.0%	0	0.0%	24	75.0%	6	18.8%	2	6.3%	0	0.0%
Failure to show search warrant	1	9.1%	0	0.0%	8	72.7%	1	9.1%	1	9.1%	0	0.0%
Improper dissemination of medical info	0	0.0%	0	0.0%	0	0.0%	0	0.0%	0	0.0%	0	0.0%
Other	8	38.1%	5	23.8%	6	28.6%	1	4.8%	1	4.8%	0	0.0%
Total	182	15.6%	263	22.5%	520	44.5%	51	4.4%	151	12.9%	2	0.2%

Disposition of Discourtesy Allegations, YTD 2015

Type of Discourtesy Allegation	Substantiated		Exonerated		Unsubstantiated		Unfounded		Officer Unidentified		Miscellaneous	
	Number	Rate	Number	Rate	Number	Rate	Number	Rate	Number	Rate	Number	Rate
Word	29	8.7%	12	3.6%	198	59.1%	41	12.2%	55	16.4%	0	0.0%
Gesture	0	0.0%	0	0.0%	0	0.0%	0	0.0%	1	100.0%	0	0.0%
Demeanor/tone	0	0.0%	0	0.0%	0	0.0%	0	0.0%	0	0.0%	0	0.0%
Action	4	12.5%	1	3.1%	21	65.6%	4	12.5%	2	6.3%	0	0.0%
Other	0	0.0%	0	0.0%	0	0.0%	0	0.0%	0	0.0%	0	0.0%
Total	33	9.0%	13	3.5%	219	59.5%	45	12.2%	58	15.8%	0	0.0%

Disposition of Offensive Language Allegations, YTD 2015

Type of Offensive Language Allegation	Substantiated		Exonerated		Unsubstantiated		Unfounded		Officer Unidentified		Miscellaneous	
	Number	Rate	Number	Rate	Number	Rate	Number	Rate	Number	Rate	Number	Rate
Race	1	2.5%	0	0.0%	29	72.5%	5	12.5%	5	12.5%	0	0.0%
Ethnicity	0	0.0%	0	0.0%	10	83.3%	2	16.7%	0	0.0%	0	0.0%
Religion	0	0.0%	0	0.0%	2	100.0%	0	0.0%	0	0.0%	0	0.0%
Sex	0	0.0%	0	0.0%	11	73.3%	3	20.0%	1	6.7%	0	0.0%
Sexual Orientation	1	14.3%	0	0.0%	5	71.4%	1	14.3%	0	0.0%	0	0.0%
Physical Disability	0	0.0%	0	0.0%	2	100.0%	0	0.0%	0	0.0%	0	0.0%
Other	0	0.0%	0	0.0%	4	100.0%	0	0.0%	0	0.0%	0	0.0%
Total	2	2.4%	0	0.0%	63	76.8%	11	13.4%	6	7.3%	0	0.0%

Disposition of Force Allegations, YTD 2015

Type of Force Allegation	Withdrawn		Uncooperative		Unavailable		civilian unidentified	
	Number	Rate	Number	Rate	Number	Rate	Number	Rate
Gun fired	0	0.0%	0	0.0%	0	0.0%	0	0.0%
Gun pointed	0	0.0%	27	90.0%	3	10.0%	0	0.0%
Nightstick as club (incl asp & baton)	0	0.0%	17	77.3%	5	22.7%	0	0.0%
Gun as club	0	0.0%	0	0.0%	1	100.0%	0	0.0%
Police shield	0	0.0%	0	0.0%	0	0.0%	0	0.0%
Vehicle	0	0.0%	3	100.0%	0	0.0%	0	0.0%
Other blunt instrument as a club	0	0.0%	1	50.0%	1	50.0%	0	0.0%
Hit against inanimate object	0	0.0%	8	88.9%	1	11.1%	0	0.0%
Chokehold	0	0.0%	18	85.7%	3	14.3%	0	0.0%
Pepper spray	0	0.0%	14	87.5%	2	12.5%	0	0.0%
Physical force	5	1.6%	215	70.0%	80	26.1%	7	2.3%
Radio as club	0	0.0%	2	100.0%	0	0.0%	0	0.0%
Flashlight as club	0	0.0%	0	0.0%	0	0.0%	0	0.0%
Handcuffs too tight	0	0.0%	1	100.0%	0	0.0%	0	0.0%
Nonlethal restraining device	0	0.0%	17	77.3%	5	22.7%	0	0.0%
Animal	0	0.0%	0	0.0%	0	0.0%	0	0.0%
Other	0	0.0%	1	20.0%	4	80.0%	0	0.0%
Total	5	1.1%	324	73.5%	105	23.8%	7	1.6%

* "Physical force" includes: dragged/pulled, pushed/shoved/threw, punch/kicked/kneed, slapped and bit.

Disposition of Abuse of Authority Allegations, YTD 2015

Type of Abuse of Authority Allegation	Withdrawn		Uncooperative		Unavailable		civilian unidentified	
	Number	Rate	Number	Rate	Number	Rate	Number	Rate
Question	0	0.0%	18	94.7%	1	5.3%	0	0.0%
Stop	1	1.2%	78	91.8%	5	5.9%	1	1.2%
Search	2	2.9%	65	92.9%	2	2.9%	1	1.4%
Frisk	1	3.2%	25	80.6%	4	12.9%	1	3.2%
Vehicle search	0	0.0%	30	90.9%	3	9.1%	0	0.0%
Vehicle stop	0	0.0%	22	91.7%	2	8.3%	0	0.0%
Premises entered and/or searched	0	0.0%	67	91.8%	6	8.2%	0	0.0%
strip-searched	0	0.0%	15	100.0%	0	0.0%	0	0.0%
Gun Drawn	0	0.0%	12	85.7%	2	14.3%	0	0.0%
Seizure of property	0	0.0%	3	60.0%	2	40.0%	0	0.0%
Property damaged	0	0.0%	31	100.0%	0	0.0%	0	0.0%
Threat to notify ACS	0	0.0%	4	100.0%	0	0.0%	0	0.0%
Threat of force	0	0.0%	27	90.0%	2	6.7%	1	3.3%
Threat to damage/seize property	0	0.0%	2	100.0%	0	0.0%	0	0.0%
Threat of arrest	0	0.0%	39	92.9%	2	4.8%	1	2.4%
Threat of summons	0	0.0%	2	100.0%	0	0.0%	0	0.0%
Retaliatory arrest	0	0.0%	0	0.0%	0	0.0%	0	0.0%
Retaliatory summons	0	0.0%	0	0.0%	0	0.0%	0	0.0%
Refusal to process civilian complaint	1	20.0%	4	80.0%	0	0.0%	0	0.0%
Refusal to provide name/shield number	0	0.0%	47	92.2%	4	7.8%	0	0.0%
Refusal to obtain medical treatment	0	0.0%	9	90.0%	1	10.0%	0	0.0%
Failure to show search warrant	0	0.0%	5	100.0%	0	0.0%	0	0.0%
Improper dissemination of medical info	0	0.0%	0	0.0%	0	0.0%	0	0.0%
Other	0	0.0%	1	50.0%	1	50.0%	0	0.0%
Total	5	0.9%	506	91.5%	37	6.7%	5	0.9%

Disposition of Discourtesy Allegations, YTD 2015

Type of Discourtesy Allegation	Withdrawn		Uncooperative		Unavailable		civilian unidentified	
	<i>Number</i>	<i>Rate</i>	<i>Number</i>	<i>Rate</i>	<i>Number</i>	<i>Rate</i>	<i>Number</i>	<i>Rate</i>
Word	1	0.5%	162	87.1%	18	9.7%	5	2.7%
Gesture	0	0.0%	1	33.3%	2	66.7%	0	0.0%
Demeanor/tone	0	0.0%	0	0.0%	0	0.0%	0	0.0%
Action	0	0.0%	18	78.3%	5	21.7%	0	0.0%
Other	0	0.0%	0	0.0%	0	0.0%	0	0.0%
Total	1	0.5%	181	85.4%	25	11.8%	5	2.4%

Disposition of Offensive Language Allegations, YTD 2015

Type of Offensive Language Allegation	Withdrawn		Uncooperative		Unavailable		civilian unidentified	
	<i>Number</i>	<i>Rate</i>	<i>Number</i>	<i>Rate</i>	<i>Number</i>	<i>Rate</i>	<i>Number</i>	<i>Rate</i>
Race	0	0.0%	17	89.5%	2	10.5%	0	0.0%
Ethnicity	0	0.0%	2	100.0%	0	0.0%	0	0.0%
Religion	0	0.0%	1	100.0%	0	0.0%	0	0.0%
Sex	0	0.0%	8	100.0%	0	0.0%	0	0.0%
Sexual Orientation	0	0.0%	3	50.0%	3	50.0%	0	0.0%
Physical Disability	0	0.0%	0	0.0%	0	0.0%	0	0.0%
Other	0	0.0%	0	0.0%	0	0.0%	0	0.0%
Total	0	0.0%	31	86.1%	5	13.9%	0	0.0%

Disposition of Force Allegations, YTD 2015

Type of Force Allegation	Mediated		Mediation Attempted	
	Number	Rate	Number	Rate
Gun fired	0	0.0%	0	0.0%
Gun pointed	0	0.0%	0	0.0%
Nightstick as club (incl asp & baton)	0	0.0%	0	0.0%
Gun as club	0	0.0%	0	0.0%
Police shield	0	0.0%	0	0.0%
Vehicle	0	0.0%	0	0.0%
Other blunt instrument as a club	0	0.0%	0	0.0%
Hit against inanimate object	1	100.0%	0	0.0%
Chokehold	0	0.0%	0	0.0%
Pepper spray	0	0.0%	0	0.0%
Physical force	6	54.5%	5	45.5%
Radio as club	0	0.0%	0	0.0%
Flashlight as club	0	0.0%	0	0.0%
Handcuffs too tight	0	0.0%	0	0.0%
Nonlethal restraining device	0	0.0%	0	0.0%
Animal	0	0.0%	0	0.0%
Other	0	0.0%	0	0.0%
Total	7	58.3%	5	41.7%

* "Physical force" includes: dragged/pulled, pushed/shoved/threw, punch/kicked/kneed, slapped and bit.

Disposition of Abuse of Authority Allegations, YTD 2015

Type of Abuse of Authority Allegation	Mediated		Mediation Attempted	
	Number	Rate	Number	Rate
Question	3	100.0%	0	0.0%
Stop	10	55.6%	8	44.4%
Search	9	60.0%	6	40.0%
Frisk	4	66.7%	2	33.3%
Vehicle search	2	50.0%	2	50.0%
Vehicle stop	2	100.0%	0	0.0%
Premises entered and/or searched	3	33.3%	6	66.7%
strip-searched	0	0.0%	0	0.0%
Gun Drawn	0	0.0%	1	100.0%
Seizure of property	1	100.0%	0	0.0%
Property damaged	0	0.0%	0	0.0%
Threat to notify ACS	1	100.0%	0	0.0%
Threat of force	1	100.0%	0	0.0%
Threat to damage/seize property	1	100.0%	0	0.0%
Threat of arrest	14	63.6%	8	36.4%
Threat of summons	2	100.0%	0	0.0%
Retaliatory arrest	0	0.0%	0	0.0%
Retaliatory summons	0	0.0%	0	0.0%
Refusal to process civilian complaint	1	33.3%	2	66.7%
Refusal to provide name/shield number	9	56.3%	7	43.8%
Refusal to obtain medical treatment	0	0.0%	0	0.0%
Failure to show search warrant	0	0.0%	0	0.0%
Improper dissemination of medical info	0	0.0%	0	0.0%
Other	0	0.0%	0	0.0%
Total	63	60.0%	42	40.0%

Disposition of Discourtesy Allegations, YTD 2015

Type of Discourtesy Allegation	Mediated		Mediation Attempted	
	<i>Number</i>	<i>Rate</i>	<i>Number</i>	<i>Rate</i>
Word	19	41.3%	27	58.7%
Gesture	0	0.0%	0	0.0%
Demeanor/tone	0	0.0%	0	0.0%
Action	3	30.0%	7	70.0%
Other	0	0.0%	0	0.0%
Total	22	39.3%	34	60.7%

Disposition of Offensive Language Allegations, YTD 2015

Type of Offensive Language Allegation	Mediated		Mediation Attempted	
	<i>Number</i>	<i>Rate</i>	<i>Number</i>	<i>Rate</i>
Race	3	75.0%	1	25.0%
Ethnicity	1	33.3%	2	66.7%
Religion	0	0.0%	0	0.0%
Sex	0	0.0%	0	0.0%
Sexual Orientation	0	0.0%	0	0.0%
Physical Disability	0	0.0%	0	0.0%
Other	0	0.0%	0	0.0%
Total	4	57.1%	3	42.9%

Police Department Dispositions of Substantiated Cases by Year of NYPD Closure*

Police Department Disposition	February 2015	YTD 2015
Guilty after trial	0	0
Pleaded guilty		
To charges and specifications	0	0
To negotiated as command discipline	0	0
Command discipline	4	6
Instructions/Formalized Training	4	9
Subtotal: Disciplinary Action	8	15
Not guilty after trial	1	1
Dismissed	0	0
Department Declined to Prosecute	2	3
Statute of limitations expired	0	0
Department employee unidentified	0	0
Subtotal: No Disciplinary Action	3	4
Filed**	0	0
Total Closed Cases	11	19
Discipline rate	72.7%	78.9%
DUP rate	18.2%	15.8%

* Cases resolved by the police department in a particular year often stem from CCRB referrals from earlier years.

** "Filed" is a term used by the Police Department when charges are served but not adjudicated before the respondent leaves the NYPD. The charges become part of the respondent's permanent record and will be adjudicated if the respondent returns to the NYPD.

Police Department Disciplinary Penalties Imposed by Year of NYPD Closure*

Penalty	February 2015	YTD 2015
Terminated	0	0
Suspension for or loss of vacation time of 31 or more days and/or 1-year of probation	0	0
Suspension for or loss vacation time of 21 to 30 days and/or 1-year of probation	0	0
Suspension for or loss of vacation time of 11 to 20 days	0	0
Suspension for or loss of vacation time of 1 to 10 days	0	0
Command discipline A	1	4
Command discipline B	1	2
Formalized Training	3	3
Instructions	2	7
Total	7	16

* Cases resolved by the police department in a particular year often stem from CCRB referrals from earlier years.

Police Department Dispositions of Substantiated Cases by Year of NYPD Closure*

Police Department Disposition	March 2015	YTD 2015
Guilty after trial	0	0
Pleaded guilty		
To charges and specifications	0	0
To negotiated as command discipline	0	0
Command discipline	4	10
Instructions/Formalized Training	14	23
Subtotal: Disciplinary Action	18	33
Not guilty after trial	0	1
Dismissed	0	0
Department Declined to Prosecute	0	3
Statute of limitations expired	0	0
Department employee unidentified	0	0
Subtotal: No Disciplinary Action	0	4
Filed**	0	0
Total Closed Cases	18	37
Discipline rate	100.0%	89.2%
DUP rate	0.0%	8.1%

* Cases resolved by the police department in a particular year often stem from CCRB referrals from earlier years.

** "Filed" is a term used by the Police Department when charges are served but not adjudicated before the respondent leaves the NYPD. The charges become part of the respondent's permanent record and will be adjudicated if the respondent returns to the NYPD.

Police Department Disciplinary Penalties Imposed by Year of NYPD Closure*

Penalty	March 2015	YTD 2015
Terminated	0	0
Suspension for or loss of vacation time of 31 or more days and/or 1-year of probation	0	0
Suspension for or loss vacation time of 21 to 30 days and/or 1-year of probation	0	0
Suspension for or loss of vacation time of 11 to 20 days	0	0
Suspension for or loss of vacation time of 1 to 10 days	0	0
Command discipline A	3	7
Command discipline B	1	3
Formalized Training	8	11
Instructions	6	13
Total	18	34

* Cases resolved by the police department in a particular year often stem from CCRB referrals from earlier years.

From February 1, 2015 through February 28, 2015, the Police Department closed substantiated cases

Casenum	Officer ID	PD Disposition	FADO	Panel date	Board Disposition	PD Report Date	Precinct
20150201	2015020101	DCT Trial - Not Guilty	F - Physical force	4/13/2011	Substantiated (Charges)	2/28/2015	MN IRT
20150201	2015020101	DCT Trial - Not Guilty	A - Frisk	4/13/2011	Substantiated (Charges)	2/28/2015	MN IRT
20150202	2015020201	Department Unable to Prosecute	D - Word	2/11/2015	Substantiated (Instructions)	2/28/2015	TB DT3
20150202	2015020201	Department Unable to Prosecute	D - Gesture	2/11/2015	Substantiated (Instructions)	2/28/2015	TB DT3
20150203	2015020301	Department Unable to Prosecute	A - Stop	12/1/2014	Substantiated (Command Discipline)	2/28/2015	069 PCT
20150204	2015020401	Command Discipline A	A - Frisk	10/1/2014	Substantiated (Command Discipline)	2/28/2015	121 PCT
20150204	2015020401	Command Discipline A	A - Stop	10/1/2014	Substantiated (Command Discipline)	2/28/2015	121 PCT
20150204	2015020402	Command Discipline A	A - Frisk	10/1/2014	Substantiated (Command Discipline)	2/28/2015	121 PCT
20150204	2015020402	Command Discipline A	A - Search (of person)	10/1/2014	Substantiated (Command Discipline)	2/28/2015	121 PCT
20150204	2015020402	Command Discipline A	A - Stop	10/1/2014	Substantiated (Command Discipline)	2/28/2015	121 PCT
20150205	2015020501	Formalized training	A - Frisk	2/26/2015	Substantiated (Command Discipline)	2/28/2015	114 PCT
20150206	2015020601	Instructions	A - Frisk	12/31/2014	Substantiated (Command Discipline)	2/28/2015	NARCBBN
20150207	2015020701	Instructions	A - Search (of person)	12/31/2014	Substantiated (Command Discipline)	2/28/2015	NARCBBN
20150208	2015020801	Department Unable to Prosecute	D - Action	2/26/2015	Substantiated (Command Discipline)	2/28/2015	030 PCT
20150208	2015020801	Instructions	O - Sex	2/26/2015	Substantiated (Command Discipline)	2/28/2015	030 PCT
20150209	2015020901	Command Discipline B	A - Threat of arrest	4/25/2014	Substantiated (Instructions)	2/28/2015	040 PCT
20150209	2015020901	Command Discipline B	O - Ethnicity	4/25/2014	Substantiated (Instructions)	2/28/2015	040 PCT
20150210	2015021001	Command Discipline A	A - Vehicle Search	1/29/2015	Substantiated (Command Discipline)	2/28/2015	121 PCT

Administrative Prosecution Unit Open Docket as of March 31, 2015

Stage	Cases	Percent
Disposition modified by Police Commissioner, awaiting final disposition	2	1%
Plea entered, awaiting approval by Police Commissioner	39	10%
Trial verdict rendered, awaiting approval by Police Commissioner	27	7%
Trial completed, awaiting verdict	36	10%
Trial commenced but not completed	0	0%
Trial scheduled	69	19%
Calendared for court appearance	40	11%
Charges served, awaiting initial appearance	92	25%
Charges filed, awaiting service	46	12%
Awaiting filing of charges	21	6%
Total	372	100%

APU Cases Closed

Type	Number of Officers	
	March 2015	Year to Date
Guilty after trial	2	9
Not guilty after trial	1	4
Resolved by plea	0	8
Plea set aside, charges dismissed, Command Discipline B imposed	0	0
Plea set aside, charges dismissed, Command Discipline A imposed	0	0
Plea set aside, charges dismissed, Formalized training imposed	0	0
Plea set aside, charges dismissed, Instructions imposed	0	3
Plea set aside, charges dismissed, without disciplinary action	0	0
Previously adjudicated with disciplinary action	0	0
Previously adjudicated without disciplinary action	0	0
Retained by NYPD with disciplinary action	0	0
Retained by NYPD without disciplinary action	0	0
Charges dismissed Pre-Trial by APU	2	3
Charges not filed	1	1
Statute of limitations expired	0	0
Total	6	28

Police Department Disciplinary Penalties for APU & Retained Cases by Date of NYPD Closure

Penalty*	Number of Officers	
	March 2015	Year to Date
Terminated	0	0
Suspension for or loss of vacation time of 31 or more days and/or Dismissal Probation	0	0
Suspension for or loss of vacation time of 21 to 30 days and/or Dismissal Probation	0	0
Suspension for or loss of vacation time of 11 to 20 days	0	1
Suspension for or loss of vacation time of 1 to 10 days	1	13
Command Discipline B	0	0
Command Discipline A	0	0
Formalized Training†	0	0
Instructions††	0	4
Warned & admonished/Reprimanded	1	2
Total	2	20

*Where the respondent is found guilty of charges, and the penalty imposed would fall into more than one of the above listed categories, it is reported under the more

† Formalized training is conducted by the Police Academy, the NYPD Legal Bureau, or other NYPD unit.

†† Instructions are conducted at the command level.

From March 1, 2015 through March 31, 2015, the Police Commissioner finalized three trials involving three respondents in APU cases.
 From March 1, 2015 through March 31, 2015, the Police Commissioner finalized the dismissal of charges and specifications against two respondents in APU cases.

Casenum	Command	Allegation	Action taken	Final Disposition	Date of Final Disposition
2015030101	24th Precinct	Improper frisk and search of a person	ADCT found respondent guilty and recommended penalty of forfeiture of 5 vacation days	Verdict approved but penalty reduced to admonishment	3/4/2015
2015030201	Narcotics Boro Bronx	Improper stop and search of a person; Excessive force	ADCT found respondent guilty of counts 1 & 2 and recommended penalty of forfeiture of 5 vacation days	Verdict and penalty approved	3/27/2015
2015030301	Transit District 34	Excessive force	ADCT found respondent not guilty	Verdict approved	3/27/2015
2015030401	Narcotics Boro Bronx	Supervised improper entry and search of premises	Dismissed by APU	Dismissal approved	3/31/2015
2015030501	81st Precinct	Improper stop of a person	Dismissed by APU	Dismissal approved	3/23/2015
2015030601	PSA 3	Excessive force	Respondent retired before panel voted	Not applicable	Not applicable