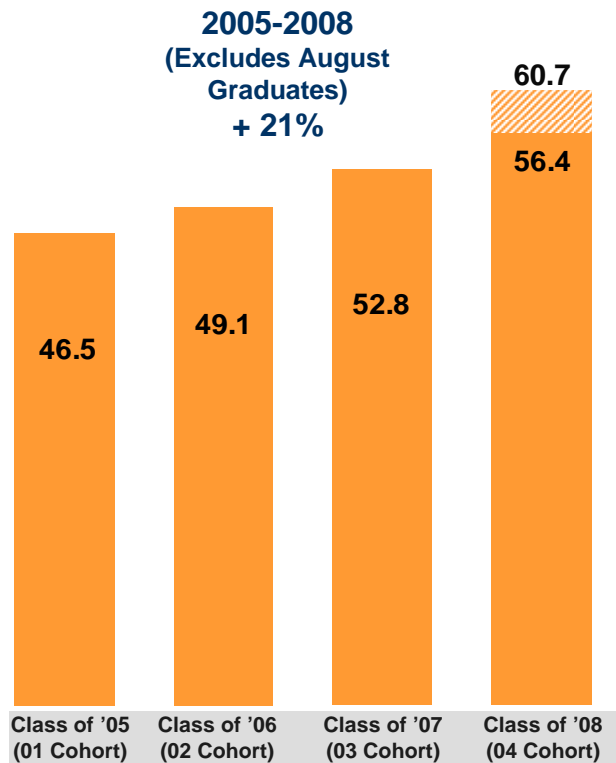


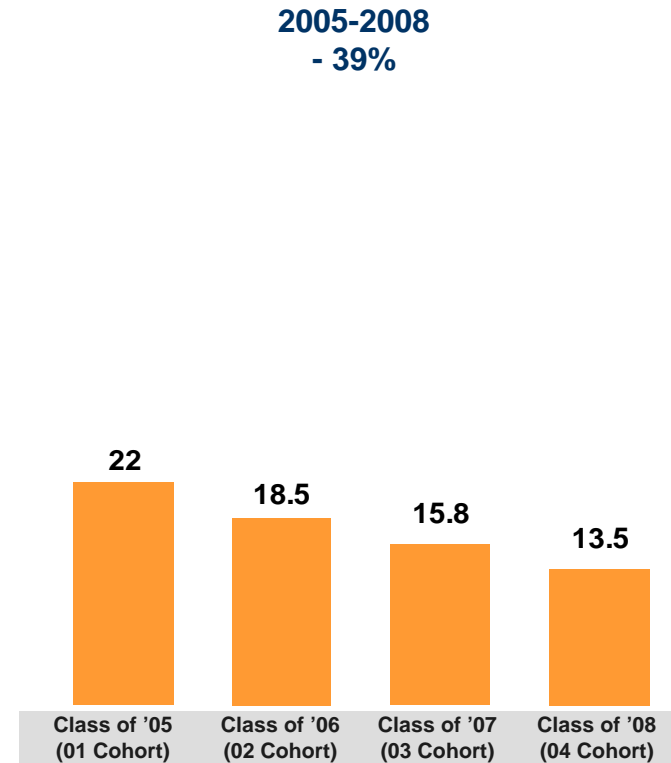
FOUR YEAR GRADUATION RATE RISES AS DROPOUT RATE FALLS

NY STATE CALCULATION METHOD

Percentage of Graduates



Percentage of Dropouts



The percentage of students graduating from NYC schools climbed 3.6 points between 2007 and 2008 and 9.9 points between 2005 and 2008. The dropout rate decreased by 2.3 points between 2007 and 2008 and by 8.5 points between 2005 and 2008.

 NYS 4-Year Rate

 NYS 4-Year Rate w/ August

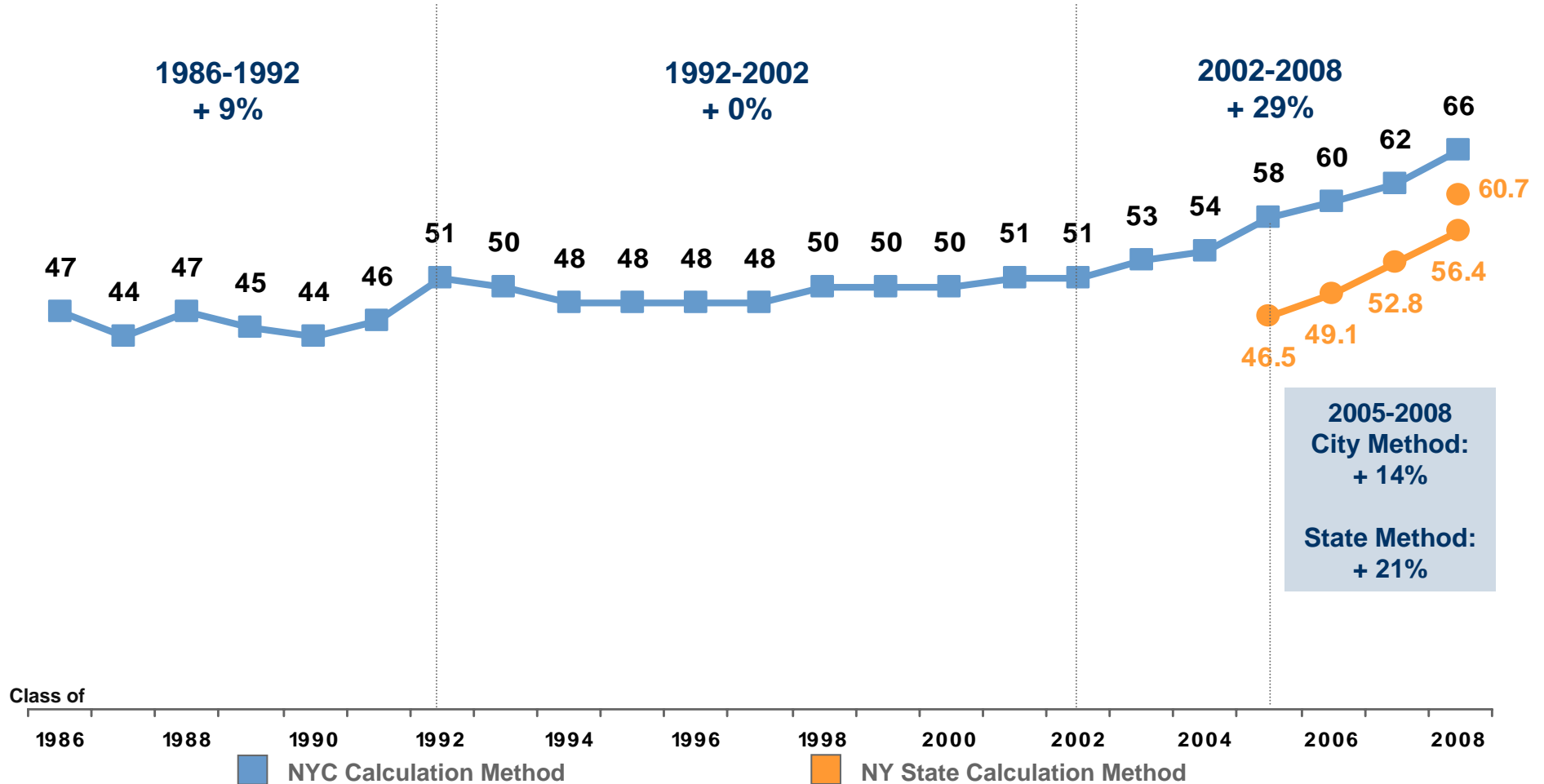
Note: The NYS calculation, used since 2005, includes Local and Regents Diplomas and all disabled students. It does not include GEDs and Special Education diplomas.

AFTER REMAINING NEARLY FLAT FOR 16 YEARS, NYC'S GRADUATION RATE HAS INCREASED BY 29% SINCE 2002

NYC CALCULATION METHOD

(includes August Graduates, Local and Regents Diplomas, GEDs, and Special Education diplomas)

Percent of Students in a Cohort Graduating from High School in 4 Years



Note: NYC traditional calculation includes Local and Regents Diplomas, GEDs, Special Education diplomas, and August graduates. It does not include disabled students in self-contained classrooms or District 75 students. The NYS calculation, used since 2005, includes Local and Regents Diplomas and all disabled students. It does not include GEDs and Special Education diplomas.

SINCE 2005, BLACK-WHITE ACHIEVEMENT GAP HAS NARROWED BY 16%, HISPANIC-WHITE GAP HAS NARROWED BY 14%

Percent of Students in a Cohort Graduating from High School in 4 Years

