

Need more info or maps?
 Call **NYC 311** your city, your needs, your number.
 (212) NEW-YORK from outside NYC
 Or Visit www.nyc.gov/trucks

Free! May 2009

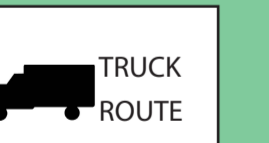
New York City Department of Transportation
 Janelle Sisk-Rahn, Commissioner

The City of New York
 Michael R. Bloomberg, Mayor


Five Boroughs, One Map!

2009 New York City Truck Route Map

Typical Truck Route Signs




TRUCK ROUTE




LOCAL TRUCK ROUTE

These signs are used to indicate the Truck Route System. They are posted at intersecting truck routes and along the routes themselves.




NO TURNS FOR TRUCKS EXCEPT LOCAL DELIVERIES

Negative signs, as depicted above, restrict trucks only to local deliveries. However, as per Section 4-13 of the Traffic Rules, all trucks must utilize the intersection closest to their destination in order to access a destination. Signage is not required to be posted to enforce the truck route regulations.

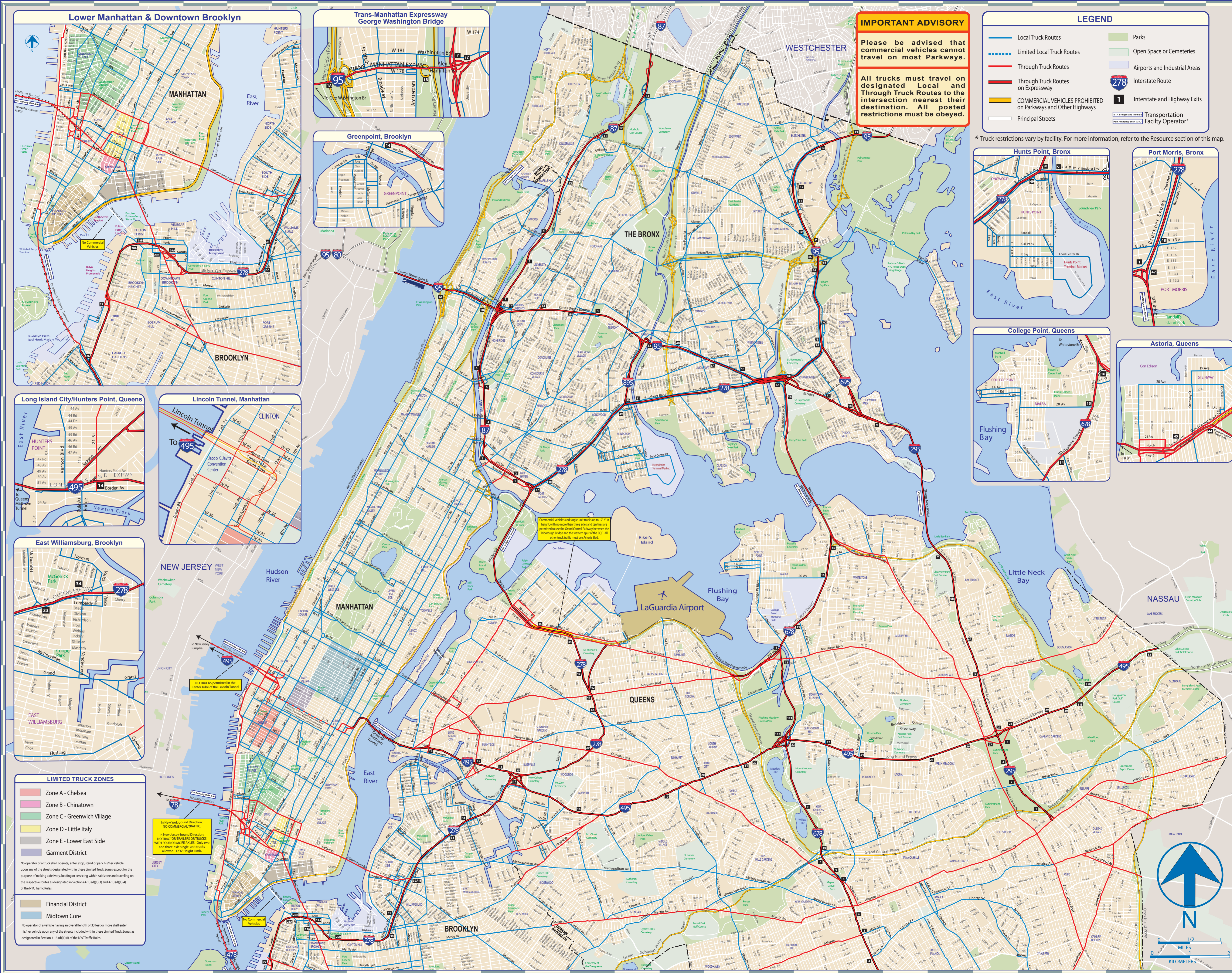


PASSENGER CARS ONLY



NO COMMERCIAL VEHICLES

All commercial vehicles and trucks are prohibited from utilizing the Parkway system in New York City. These signs are posted on roadways and parkways which restrict travel by these types of vehicles.

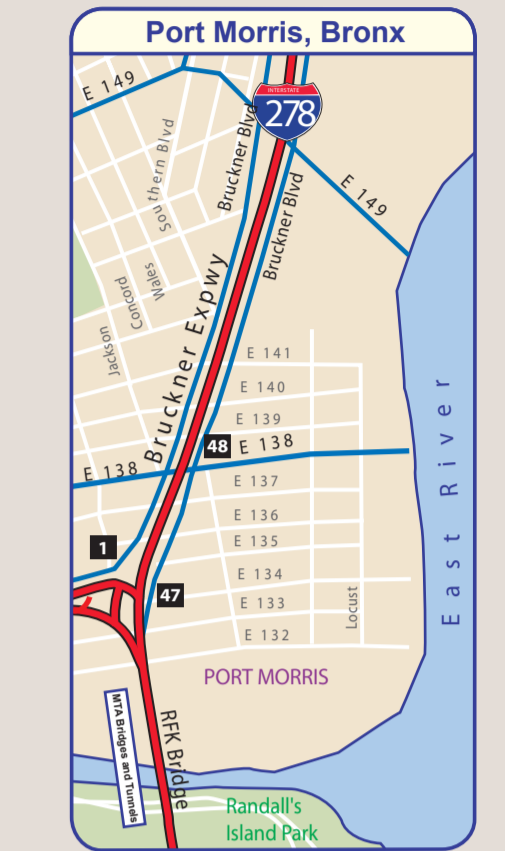
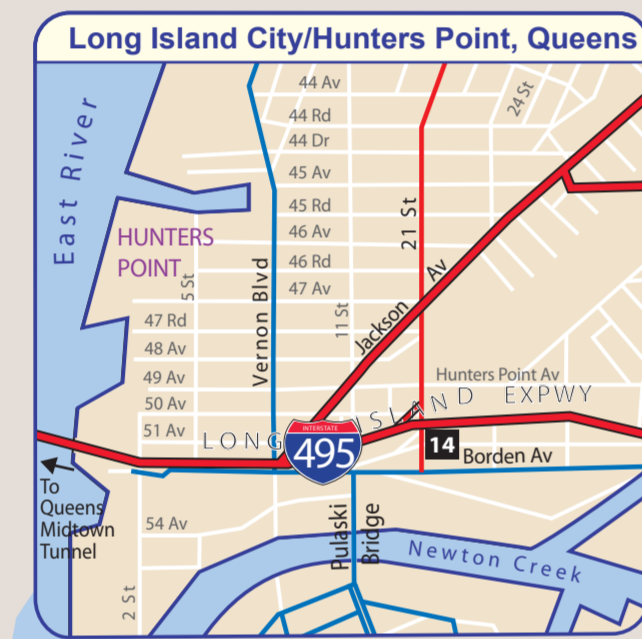
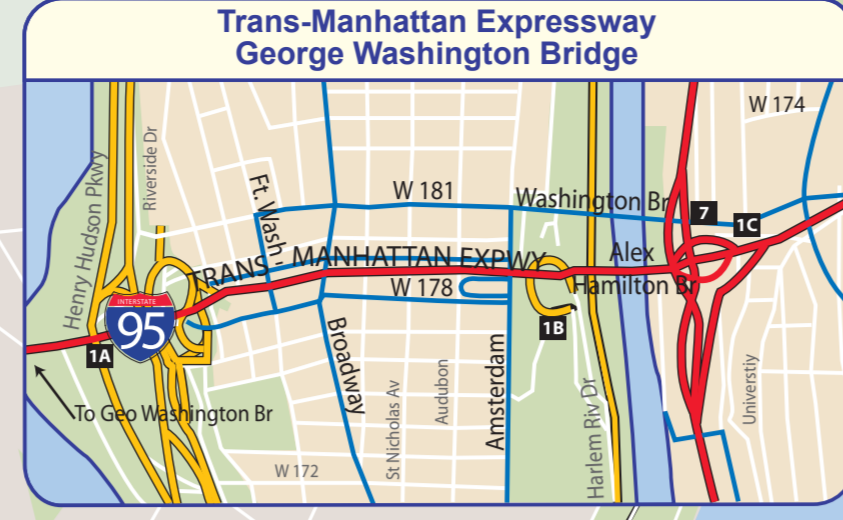


IMPORTANT ADVISORY
 Please be advised that commercial vehicles cannot travel on most Parkways.
 All trucks must travel on designated Local and Through Truck Routes to the intersection nearest their destination. All posted restrictions must be obeyed.

LEGEND

- Local Truck Routes
- Limited Local Truck Routes
- Through Truck Routes
- Through Truck Routes on Expressway
- COMMERCIAL VEHICLES PROHIBITED on Parkways and Other Highways
- Principal Streets
- Parks
- Open Space or Cemeteries
- Airports and Industrial Areas
- Interstate Route
- Interstate and Highway Exits
- Transportation Facility Operator*

* Truck restrictions vary by facility. For more information, refer to the Resource section of this map.



LIMITED TRUCK ZONES

- Zone A - Chelsea
- Zone B - Chinatown
- Zone C - Greenwich Village
- Zone D - Little Italy
- Zone E - Lower East Side
- Garment District
- Financial District
- Midtown Core

No operator of a truck shall operate, enter, stop, stand or park his/her vehicle upon any of the streets designated within these Limited Truck Zones except for the purpose of making a delivery, loading or servicing within said zone and traveling in the direction as designated in Sections 4-13 (b)(1)(3) and 4-13 (b)(1)(4) of the NYC Traffic Rules.

No operator of a vehicle having an overall length of 33 feet or more shall hauler vehicle upon any of the streets included within these Limited Truck Zones as designated in Section 4-13 (b)(1)(3) of the NYC Traffic Rules.

In New Jersey-bound Direction: NO COMMERCIAL TRAFFIC. NO TRUCKS FROM I-95 ON TRUCKS WITH FOUR OR MORE AXLES. Only one and three axle single-unit trucks allowed. 12' Height Limit.

In New Jersey-bound Direction: NO COMMERCIAL TRAFFIC. NO TRUCKS FROM I-95 ON TRUCKS WITH FOUR OR MORE AXLES. Only one and three axle single-unit trucks allowed. 12' Height Limit.

