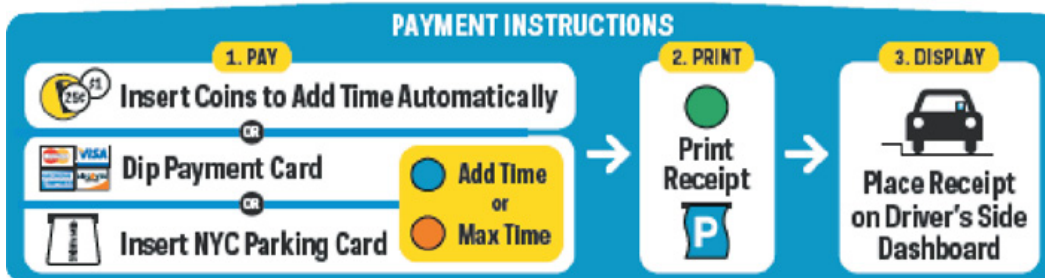


# Meters

## Benefits of the meter



- Accepts Quarters and Dollar coins, NYC Parking Cards & Credit Cards
- Ability to combine NYC Parking Card values
- Quick Max Time payment option - Complete transaction in two clicks
- English-language audio instructions
- Eco-friendly - Solar powered
- Minimal sidewalk impact
- Reliable and secure
- Supports transactions in six languages

## Differences in payment method

- For Credit Cards dip and remove from meter
- For NYC Parking Cards insert and follow on-screen instructions
- For the maximum allowed parking time push the Max Time button






Complete operational instructions at: [nyc.gov/dot](http://nyc.gov/dot)

**Payment instructions**

**1. Pay**

**Pay by Coins:**



 Insert Quarter and/or Dollar coins to add time automatically  
or

**Pay by Cards:**

 Credit Cards - Dip and remove

 NYC Parking Card - Insert and leave in

Then Press either the

-  Blue Button to add time or the
-  Max Button for maximum time

**2. Print Receipt**

 Press green button to print receipt

**3. Display Receipt**

Place receipt on Driver's side Dashboard with printed side facing up

