




←← CROSS THIS WAY →→

STUDENT WORKBOOK



DEAR PARENTS AND CARETAKERS,

Every day over one million children travel to and from New York City public schools—as well as libraries, afterschool programs, sports and arts activities—you name it! *Cross This Way* is developed to help children who are getting older (4th-6th Grade students) protect themselves in the traffic environment.

New York City is working hard under Vision Zero to address the leading cause of serious injury and death: dangerous driver choices. This is the cause or a contributing factor in **70 percent** of collisions. You can't predict what drivers will do, but some simple preventative measures can help protect your kids. Today, they have reviewed the most common situations where children are being injured in New York City:

- ✓ Turning vehicles at intersections
- ✓ Crossing mid-block
- ✓ Crossing at stop sign intersections

We have invited them to look at the streets around their homes to see people doing the right thing. Please take some time to do this with them to help lock in these safe habits.

Lastly, we have invited the students to get involved in making the streets safer. As *Cross This Way* says "everybody on the street deserves respect." You are invited to participate in on-going dialogue around Vision Zero. Visit nyc.gov/visionzero for more information and events where you can share your concerns, especially in the area around your child's school.


The Vision Zero Education Team
New York City Department of Transportation
The New York City Department of Education



SCENE 1 How do you cross when there is a signal?



What should you do to protect yourself? Mark the photo with X's and arrows. For example, mark an X where the pedestrian should stop before crossing.



What went wrong?
Can you make it right?

CHECK!

List tips for crossing the street safely.

- _____
- _____
- _____
- _____
- _____

SCENE 2 How do you cross mid-block?



How do you make sure the coast is clear?
Mark the photo with X's and arrows like in the video.



What would you do differently?

CHECK!

List tips for crossing the street safely.

- _____
- _____
- _____
- _____
- _____

SCENE 3 How do you cross at a stop sign?



How do you make sure the drivers see you?
Mark the photo with X's and arrows like in the video.



How can you check the street?

CHECK!

List tips for crossing the street safely.

- _____
- _____
- _____
- _____
- _____

CROSS THIS WAY

Lyrics

Everybody on the street deserves respect
So before you use the street you gotta check, check
Everybody on the street deserves respect
So before you use the street you gotta check, check

Put your phones and games away
Look for cars that are turning your way (check)
Open your ears, listen to those sounds
In the street keep looking around

Before you walk through the cars
Did you look right and left?
Let the driver know you're there
Only cross when the street's clear

Watch it again at:
youtu.be/YawXV1AUxlg

Stop at the curb before you hit those streets
Make sure the driver's and your eyes meet
If you not sure just give a wave
Wear bright clothes all through the day

Everybody on the street deserves respect
So before you use the street you gotta check, check
Everybody on the street deserves respect
So before you use the street you gotta check, check









WHAT WENT RIGHT?



You know that “before you use the street, you gotta check.” Do other people know this? For one week, keep track of things other people do RIGHT when crossing the street. Keep track of yourself, too.

- Check the box for each day you saw someone do something right.
- Add another check for each day you crossed safely.

ME / OTHERS	SUN.	MON.	TUES.	WEDS.	THURS.	FRI.	SAT.
 Stopped at the curb and looked before crossing							
LOOK! Made sure the street was clear of traffic before crossing							
 Looked for turning cars							
 Put away phones and other distractions							
 Made eye contact with drivers							
 Wore a helmet when riding a bike, scooter or skateboard							
 Were visible and seen by drivers							



EVERYBODY ON THE STREET DESERVES RESPECT

