



# Utica Avenue Bus Priority and Safety Study

Presentation to Council Member Darlene Mealy &  
Utica Avenue Merchants Representatives

January 24, 2011



# Agenda

- Background
  - Parking & loading request
  - B46 bus issues
  - Safety issues
- Proposed loading and bus lane improvement
- Utica Ave Corridor study



# Loading Near Eastern Parkway

- Request for expanded parking & loading on Utica Ave. bet. Eastern Parkway and Carroll St.
- DOT seeking to balance parking & loading needs with needs of B46 bus riders

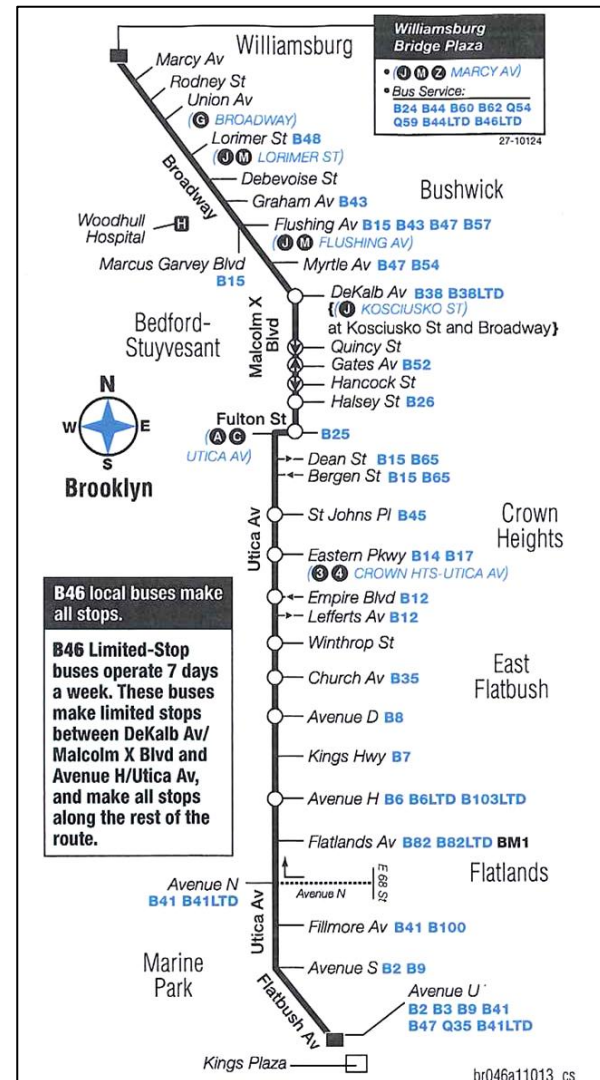


Bus Lane: Carroll St. to President St.



# B46 Bus Service

- Most Utica area residents do not have subway access
- B46 is the second busiest bus route in NYC
- Over 49,000 passengers per weekday
- Eastern Pkwy a major transfer point to 3/4 trains
- Congestion slows buses approaching Eastern Pkwy





# Safety Issues:

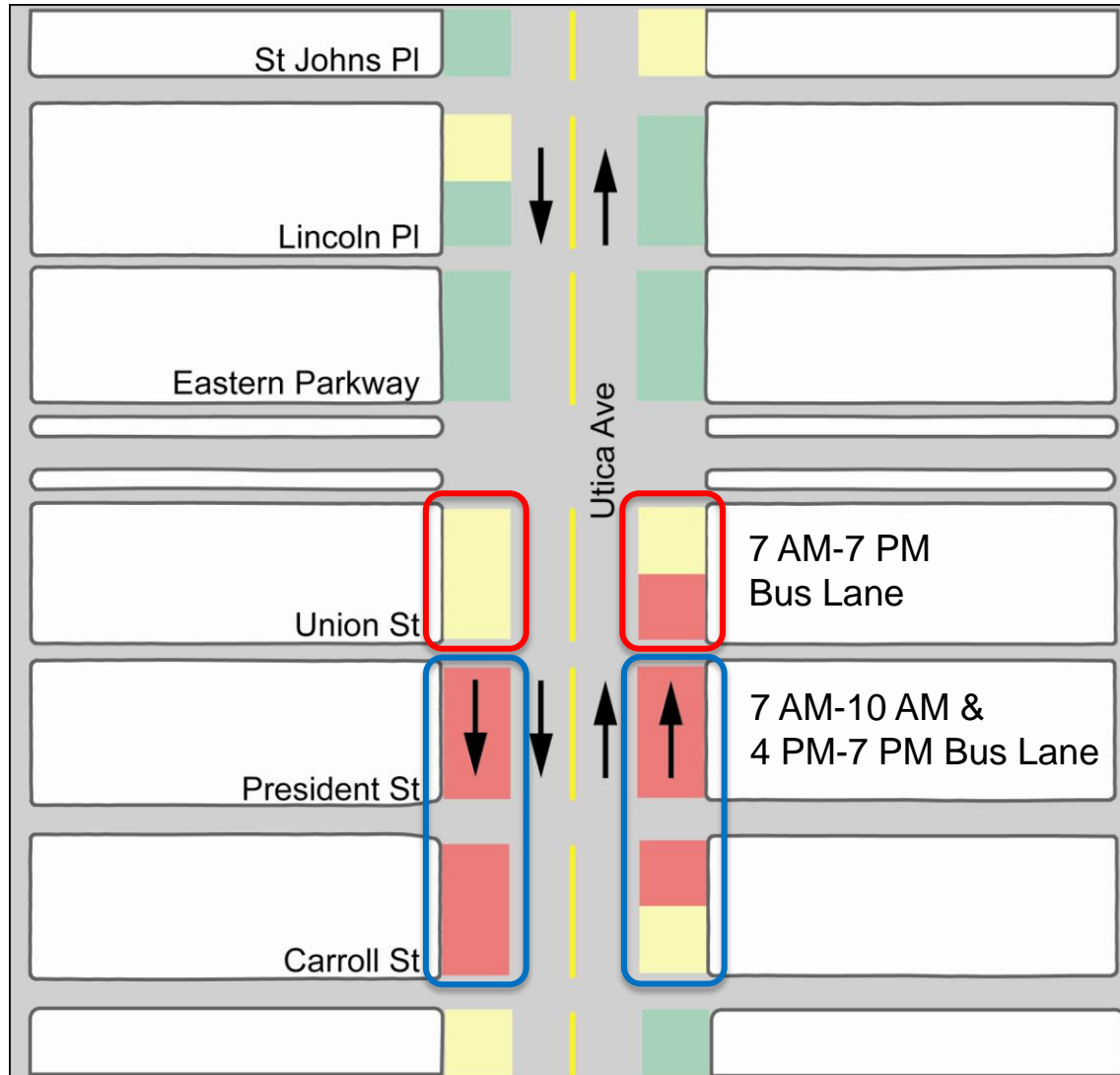
## Carroll St to Flatbush Ave

- Speeding: 63% of vehicles exceed speed limit (30 mph)
- Crash stats 2005-2009:
  - 1,682 total crashes
  - 9 fatalities
  - 114 severe injuries
- Utica has among the highest rate of injury from motor vehicle crashes in Brooklyn





# Existing Conditions

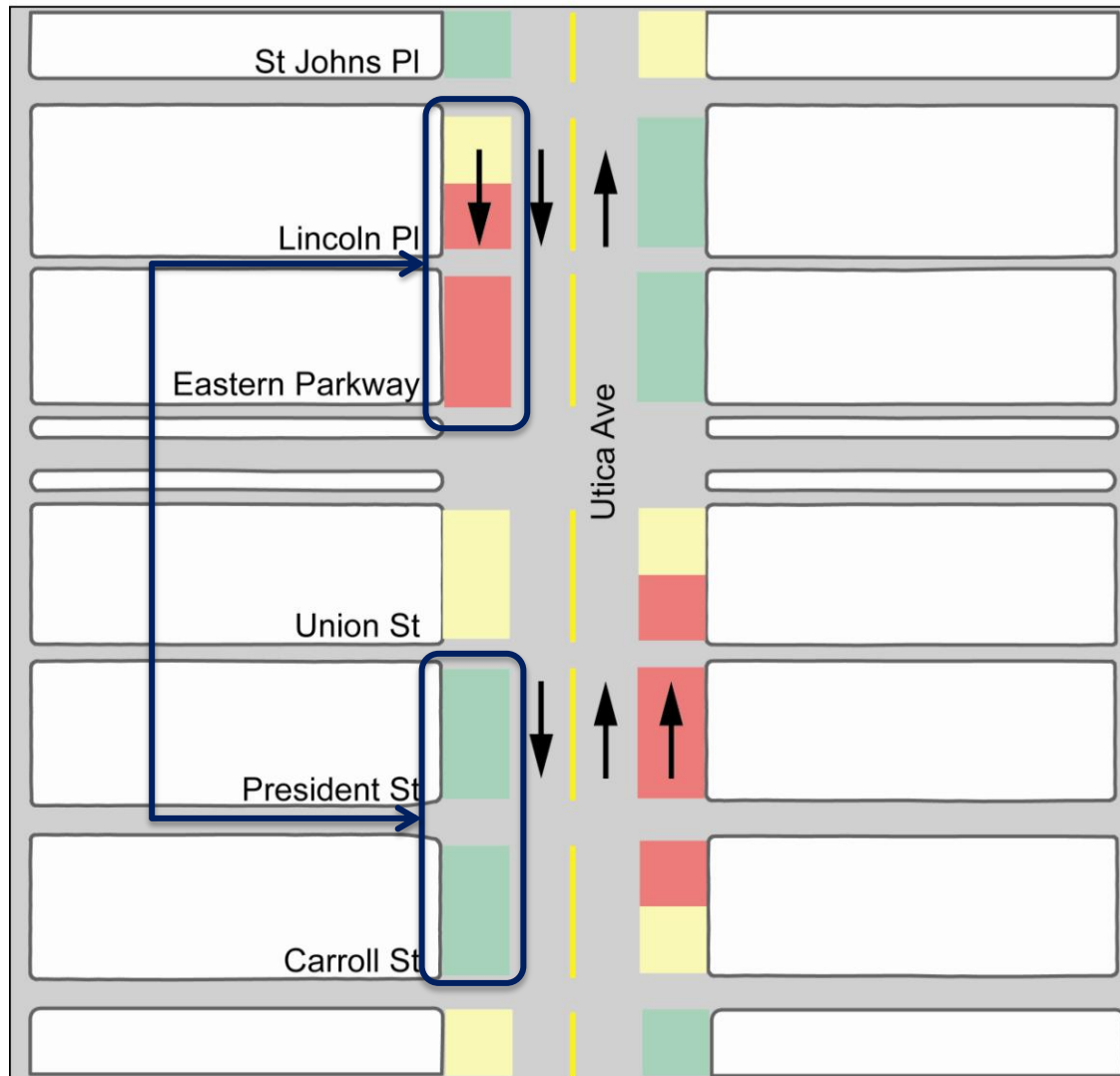


- Parking/Loading
- Bus Stop
- Bus Only Lane

- Traffic congestion is worst on approaches to Eastern Parkway



# Proposed Improvement



- Parking/Loading
- Bus Stop
- Bus Only Lane

- Relocates bus lane to SB approach
- Provides more loading bet Pres. and Carroll Sts
- Reduces bus delays on SB approach to Eastern Pkwy.
- Minimal impact on parking spaces



# Utica Ave. Corridor Study



- Study goals
  - Improve safety
  - Improve bus travel times
  - Maintain parking and curb access
- Study Process
  - Study in fall/winter 2011-2012
  - Regular consultation with local stakeholders

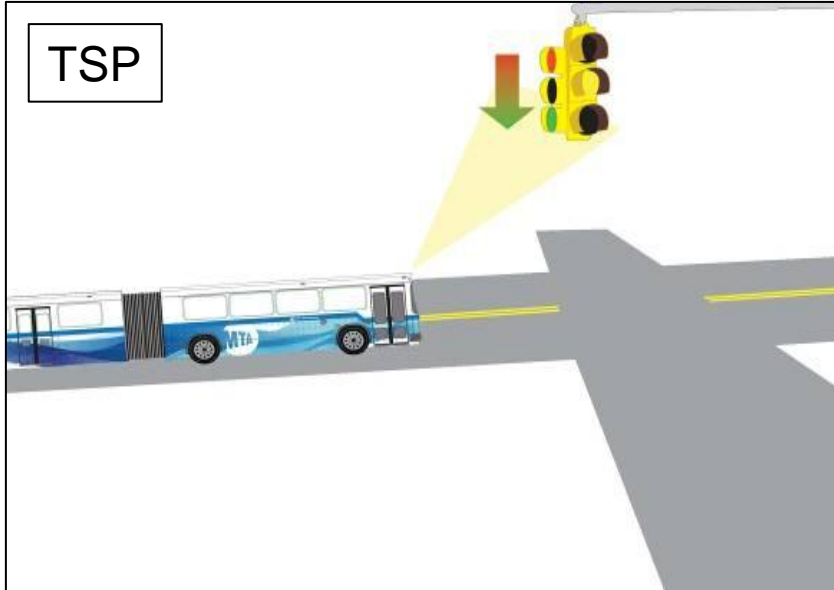




# Potential Improvements: Offset vs. Curb Side Bus Lanes



# Other Improvements



- Signal timing improvements for all traffic
- Transit Signal Priority (TSP) for buses
- Left turn bays to reduce blockages by turning vehicles
- Pedestrian safety improvements



# Timeline

- Fall 2011 - DOT met with representatives of Community Boards to present the Utica study
- Winter 2012 - Traffic and safety analysis; outreach to Utica merchant community
- Spring 2012 – Presentation of study recommendations to Community Boards and other stakeholders; plan revisions
- Target for implementation: summer 2012



Thank You