

Índice de la Guía de Solicitud de Préstamo de NYC en áreas de ingresos bajos a moderados para Negocios a la Calle

Portal de solicitud en línea	2
Paso 1: Comenzar la solicitud del préstamo	2
Paso 2: Ingrese/Cree una cuenta	3
Paso 3: Seleccione el idioma preferido	4
Elegibilidad	5
Paso 4: Complete la lista de verificación de elegibilidad	5
Paso 5: Cosas importantes que necesita saber	6
Información principal del negocio	7
Paso 6: Seleccione el Registro del Negocio.....	7
Paso 7: Buscar el Negocio.....	8
Paso 8: Ingrese el nombre del negocio	9
Paso 9: Ingrese la dirección del negocio	10
Paso 10: Ingrese la dirección de correo del negocio	11
Paso 11: Ingrese la estructura legal del negocio	12
Paso 12: Ingrese la ID Impositiva Federal (EIN)	13
Paso 13: Ingrese la información de contacto	14
Perfil del negocio	15
Paso 14: Complete el perfil del negocio	15
Paso 15: Ingrese la cantidad de empleados	16
Paso 16: Ingrese la información de la industria	17
Finanzas	18
Paso 17: Ingrese la información de solicitud del préstamo.....	18
Documentos de respaldo	19
Paso 18: Descargue el Formulario de autorización de solicitud	19
Paso 19: Cargue el documento y agregue la nota	20
Paso 20: Ingrese la fuente de remisión	21
Paso 21: Revise la redacción de la declaración y marque todas las casillas	22
Paso 22: Guarde su Número de solicitud	24
Ver el registro	25

Portal de solicitud en línea

Paso 1: Comenzar la solicitud del préstamo

Los negocios interesados en solicitar el Préstamo de NYC para Pequeños Negocios en áreas de ingresos bajos a moderados pueden conocer más acerca del criterio de elegibilidad y solicitar este producto de préstamo en nyc.gov/storefrontloan. Se los dirigirá a completar una solicitud en línea en el sitio web SBS Connect.

NYC Small Business Services | Home | My Records | Log Out | Manage Account

SBS Connect
Manage services from the New York City Department of Small Business Services

Certifications

M/WBE Certification

Opportunities for businesses which are owned by women and minorities.

[Learn more](#) | [Apply](#)

LBE Certification

Opportunities for businesses in economically-depressed areas.

[Learn more](#) | [Apply](#)

EBE Certification

Opportunities for socially and economically-disadvantaged business owners.

[Learn more](#) | [Apply](#)

Services

Construction Safety Training Grant

Reimbursement opportunity for small construction businesses in New York City.

[Learn more](#) | [Apply](#)

Recruitment Services

Find the right candidate for your business.

[Learn more](#) | [Apply](#)

Financing Assistance

Free one-on-one or small group assistance to help you understand and apply for small business financing.

[Learn more](#) | [Apply](#)

Virtual Compliance Consultation

Free one-on-one virtual compliance consultations to help businesses understand key city rules for the NYC Open Restaurants Program.

[Learn more](#) | [Apply](#)

Apply for NYC LMI Storefront Loan

Apply for an interest-free loan up to \$100,000 if you are a business operating in a low-to-moderate income (LMI) area of NYC.

[Learn more](#) | [Apply](#)

Portal de solicitud en línea

Paso 2: Ingrese/Cree una cuenta

Use el enlace de la aplicación SBS Connect para acceder a la solicitud en línea. Si el negocio ya tiene una cuenta con SBS Connect ingrese el correo electrónico y la contraseña. Si el negocio no tiene una cuenta, haga clic en "Crear Cuenta".

The screenshot shows the NYC Small Business Services portal. At the top, there is a black navigation bar with the NYC logo, the word "Business", and links for "Log In" and "Create Account". Below this is a white header area with the NYC Small Business Services logo on the left and a "Translate" button on the right. A grey navigation bar contains links for "Home" and "My Records", with "My Records" being the active link. The main content area is titled "Log In" and features two input fields: "* Email" and "* Password". Below these fields is a black "Log In" button. Underneath the button are two links: "Create Account" and "Forgot Password". At the bottom of the page is a black footer area containing several links: "Directory of City Agencies", "Notify NYC", "NYC Mobile Apps", "Contact NYC Government", "CityStore", "Maps", "Support", "Stay Connected", and "Resident Toolkit". On the right side of the footer is the NYC logo and a small text block: "City of New York. 2020 All Rights Reserved. NYC is a trademark and service mark of the City of New York. Privacy Policy, Terms of Use."

Portal de solicitud en línea

Paso 3: Seleccione el idioma preferido

Para visualizar la solicitud en un idioma diferente, haga clic en el botón "traducir" y seleccione el idioma preferido.



Elegibilidad

Paso 4: Complete la lista de verificación de elegibilidad

Luego de ingresar o crear una cuenta, la lista de verificación de elegibilidad es la primera página de la solicitud en línea. Por favor complete la lista de verificación a continuación para determinar su elegibilidad para este programa.

Consulte con NYC Business para más información sobre estos requisitos incluyendo la [Lista de vecindarios de ingresos bajos a moderados elegibles](#) (PDF) y el [Formulario de solicitud de préstamo de NYC para negocios a la calle en áreas de ingresos bajos a moderados](#) (PDF).

Si tiene preguntas acerca de los requisitos de elegibilidad puede contactarnos a través de la [Página de soporte](#).

- ¿Emplea su negocio entre 2 y 99 empleados?
- Brinde el código postal en donde se encuentra ubicado su negocio *
Nota: Asegúrese de que su negocio cumple con los criterios de vecindario de ingresos bajos a moderados (low-to-moderate income, LMI) elegible
- ¿Comenzó su negocio a operar el 1 de enero de 2018 o antes?
- ¿Tienen usted y todos los demás dueños de su negocio una calificación de crédito personal de 625 o mayor?

The screenshot shows the 'NYC LMI Storefront Loan' application page. At the top, there are links for 'Home' and 'My Records'. Below this is a green header with the title 'NYC LMI Storefront Loan'. On the left side, there is a navigation menu with seven items: '1. Eligibility', '2. Main Business Info', '3. Profile', '4. Finance', '5. Supporting documents', '6. Program feedback', and '7. Affirm and submit'. The main content area is titled 'Eligibility Checklist'. It contains instructions to complete the checklist to determine eligibility, a reference to NYC Business for more information, and a link to the support page. There are three questions with radio button options: 'Does your business employ between 2 and 99 employees?', 'Provide the zip code where your business is located?' (with a note to ensure eligibility criteria are met), and 'Did your business begin operations on or before January 1, 2018?'. A 'Continue' button is at the bottom.

Home My Records

NYC LMI Storefront Loan

1. Eligibility
2. Main Business Info
3. Profile
4. Finance
5. Supporting documents
6. Program feedback
7. Affirm and submit

Eligibility Checklist

Please complete the checklist below to determine your eligibility for this program.

Refer to NYC Business for more information about these requirements including the [List of eligible LMI neighborhoods](#) (PDF) and NYC LMI Storefront Loan Application Authorization Form (PDF).

If you have questions about the requirements for eligibility you can contact us via the [Support page](#).

Does your business employ between 2 and 99 employees? *

☐ Yes
☐ No

Provide the zip code where your business is located? *

Note: Please ensure your business meets the eligible LMI neighborhood criteria.

Did your business begin operations on or before January 1, 2018? *

☐ Yes
☐ No

Do you and all other owners of your business have an average personal credit score of 625 or higher? *

☐ Yes
☐ No

Continue

Elegibilidad

Paso 5: Cosas importantes que necesita saber

Si es elegible para solicitar el préstamo, la solicitud tiene cuatro pasos:


1. Complete este formulario en línea con información sobre su negocio y solicitud de préstamo.
2. Recibirá un correo electrónico de confirmación que incluye un enlace para crear una cuenta en el portal de solicitudes, Cirrus, en donde cargará los documentos necesarios para completar la solicitud.
3. Una vez que los documentos correctos estén cargados, nuestro socio de crédito, Pursuit, revisará el historial crediticio y le notificará sobre los próximos pasos.
4. Si cumple con los criterios para el crédito, Pursuit le notificará los siguientes pasos y la decisión final sobre el préstamo.

El personal de NYC Business Solutions está disponible para ayudarlo en el curso de su solicitud. Una vez que envíe este formulario recibirá un correo electrónico con la información de contacto de su Centro de Soluciones de Negocios (Business Solutions Center).

Para completar este formulario en línea, necesitará cargar:

- El Formulario de autorización de solicitud de Préstamo de NYC para negocios a la calle en áreas de ingresos bajos a moderados para todos los dueños del 20% o más de su negocio.

NYC Small Business Services

Translate 

Home **My Records**

NYC LMI Storefront Loan

- 1. Eligibility
- 2. Main Business Info
- 3. Profile
- 4. Finance
- 5. Supporting documents
- 6. Program feedback
- 7. Affirm and submit

Important Things to Know

If you are eligible to apply for the loan, the application has four steps:

1. You complete this online form with information about your business and loan request.
2. You will receive a confirmation email that includes a link to create an account in the application portal, Cirrus, where you will upload the documents needed to complete the application.
3. Once all correct documents are uploaded, our partner lender, Pursuit, will pull credit and notify you of next steps.
4. If you pass the credit criteria, Pursuit will notify you of next steps and the final loan decision.

NYC Business Solutions staff are available to assist you through the course of your application. Once you submit this form, you will receive an email with the contact information for your local Business Solutions Center.

To complete this online form, you will need to upload:


- NYC LMI Storefront Loan Application Authorization Form for all owners who own 20% or more of your business.

Continue

Información principal del negocio

Paso 6: Seleccione el Registro del Negocio

Si el negocio ha trabajado o consultado acerca de un servicio en SBS, el nombre del negocio aparecerá haciendo clic en "buscar negocio".

NYC Small Business Services Translate 

[Home](#) [My Records](#)

NYC LMI Storefront Loan

1. Main business info

Select business

Business name

Business address

Mailing address

Business structure

Tax ID and NYC Vendor Number

Contact information

2. Profile

3. Finance

4. Supporting documents

5. Program feedback

6. Affirm and submit

Which business?

You can select one of your registered businesses below, or create a new business record.

Select a business *

☐ NYC BUSINESS SOLUTIONS

☐ ROSAS ROSAS TEST LA

☐ TEST LILLIAM

☐ Search for business

Continue

Información principal del negocio

Paso 7: Buscar el Negocio

Ingresa el nombre del negocio en el campo de búsqueda. Si no se encuentra el nombre, el solicitante deberá crear un nuevo registro para el negocio.

The screenshot shows the NYC Small Business Services website. At the top, there's a navigation bar with 'Home' and 'My Records'. Below this is a green header with 'NYC LMI Storefront Loan'. On the left, a sidebar lists steps: 1. Main business info (selected), 2. Profile, 3. Finance, 4. Supporting documents, 5. Program feedback, and 6. Affirm and submit. Under '1. Main business info', there's a list of sub-steps: Select business (checked), Business name, Business address, Mailing address, Business structure, Tax ID and NYC Vendor Number, and Contact information. The main content area is titled 'Is the business in our database?'. It contains a search instruction: 'Search for your business by name or address. If your business is already in our database, we can fill out some of these forms for you.' Below this is a light blue box with instructions: 'For the best results, please type the exact name of a business in the search box below. You can also search for businesses by using asterisks as wildcards, for instance: "accounting*" or "professional*."'. A link 'Where do we get this data?' is also present. At the bottom, there's a search box with the placeholder text 'Search for the business' and a magnifying glass icon.

NYC Small Business Services

Translate

Home My Records

NYC LMI Storefront Loan

1. Main business info

- ✓ Select business
- Business name
- Business address
- Mailing address
- Business structure
- Tax ID and NYC Vendor Number
- Contact information

2. Profile

3. Finance

4. Supporting documents

5. Program feedback

6. Affirm and submit

Is the business in our database?

Search for your business by name or address. If your business is already in our database, we can fill out some of these forms for you.

For the best results, please type the exact name of a business in the search box below. You can also search for businesses by using asterisks as wildcards, for instance: "accounting*" or "professional*."

► [Where do we get this data?](#)

Search for the business

Información principal del negocio

Paso 8: Ingrese el nombre del negocio

Si el negocio no se encuentra en la base de datos, ingrese el nombre legal del negocio y el nombre comercial (si es relevante).

NYC Small Business Services

Translate

Home

My Records

NYC LMI Storefront Loan

1. Eligibility

2. Main Business Info

3. Profile

4. Finance

5. Supporting documents

6. Program feedback

7. Affirm and submit

Business Legal Name *



Doing Business As (DBA)

Save and Continue

9

Información principal del negocio

Paso 9: Ingrese la dirección del negocio

Translate 

[Home](#) [My Records](#)

NYC LMI Storefront Loan

1. Main Business Info

✓ Business Name

Business address

Mailing address

Business structure

Tax ID and NYC Vendor Number

Contact information

2. Profile

3. Finance

4. Supporting documents

5. Program feedback

6. Affirm and submit

What is the business address?

Business address is the location or place serving as the managerial and administrative center of an organization. No P.O. Boxes, please.

Select an address

Add New Address ▼

Country *

USA

Address line 1 *

Address line 2

City *

State *

New York ▼

ZIP code *

10454

County *

▼

Location Type *

▼

Save and continue

Información principal del negocio

Paso 10: Ingrese la dirección de correo del negocio

Si la dirección de correo es la misma que la dirección del negocio, marque la casilla y la información se copiará de la página anterior. Si la dirección de correo es diferente, ingrese la dirección de correo.

NYC LMI Storefront Loan

1. Main Business Info

✓ Business Name

✓ Business address

Mailing address

Business structure

Tax ID and NYC Vendor Number

Contact information

2. Profile

3. Finance

4. Supporting documents

5. Program feedback

6. Affirm and submit

What is the business' mailing address?

Add the business' mailing address below.

☒ The business address and mailing address are the same

Country *

USA

Address line 1 *

1435 Ogden

Address line 2

City *

Bronx

State *

New York ▼

ZIP code *

10454

County *

New York ▼

Save and continue

[Continue later](#)

Información principal del negocio

Paso 11: Ingrese la estructura legal del negocio

Elija la estructura legal del negocio de la lista desplegable.

HomeMy Records

NYC LMI Storefront Loan

1. Main Business Info

Business Name

Business address

Mailing address

Business structure

Tax ID and NYC Vendor Number

Contact information

2. Profile

3. Finance

4. Supporting documents

5. Program feedback

6. Affirm and submit

What is the legal structure of the business?

Your business may be registered as a General Partnership, a Limited Liability Partnership (LLP), Limited Partnership (LP), Limited Liability Company (LLC), Corporation (includes C-Corps and S-Corps), Sole Proprietorship, and Non-profits.

Help with business structure

Business Structure *

Corporation

Save and continue

Continue later

12

Información principal del negocio

Paso 12: Ingrese la ID Impositiva Federal (EIN)

Ingrese la ID Impositiva Federal del negocio (EIN). Si el negocio no se ha registrado para una EIN, ingrese el Número de Seguro Social del dueño del negocio o Número de Identificación de Contribuyente individual (ITIN). El Número de Proveedor de (NYC Vendor Number) puede dejarse en blanco y no se requiere.

The screenshot shows the 'My Records' section of the NYC LMI Storefront Loan application. The main heading is 'NYC LMI Storefront Loan'. On the left, a sidebar lists the application steps: 1. Main Business Info (selected), 2. Profile, 3. Finance, 4. Supporting documents, 5. Program feedback, and 6. Affirm and submit. Under '1. Main Business Info', sub-steps are listed with checkmarks: Business Name, Business address, Mailing address, Business structure, Tax ID and NYC Vendor Number (selected), and Contact information. The main content area is titled 'What is the business' Federal Tax ID and NYC Vendor Number?'. It includes two links: 'Help with Federal Tax ID (EIN) or SSN' and 'Help with NYC Vendor Number (FMS)'. There are two input fields: 'Federal Tax ID (EIN) *' with the value '998877665' and 'NYC Vendor Number (FMS Number)' with the placeholder 'Enter your NYC Vendor Number'. A 'Save and continue' button is at the bottom left, and a 'Continue later' link is at the bottom right.

Home My Records

NYC LMI Storefront Loan

1. Main Business Info

- ✓ Business Name
- ✓ Business address
- ✓ Mailing address
- ✓ Business structure
- ✓ **Tax ID and NYC Vendor Number**
- Contact information

2. Profile

3. Finance

4. Supporting documents

5. Program feedback

6. Affirm and submit

What is the business' Federal Tax ID and NYC Vendor Number?

[Help with Federal Tax ID \(EIN\) or SSN](#)

[Help with NYC Vendor Number \(FMS\)](#)

Federal Tax ID (EIN) *

998877665

NYC Vendor Number (FMS Number)

Enter your NYC Vendor Number

Save and continue

[Continue later](#)

Información principal del negocio

Paso 13: Ingrese la información de contacto

Ingrese la información de contacto del dueño principal del negocio.

Home

My Records

NYC LMI Storefront Loan

1. Main Business Info

✓ Business Name

✓ Business address

✓ Mailing address

✓ Business structure

✓ Tax ID and NYC Vendor Number

✓ Contact Information

2. Profile

3. Finance

4. Supporting documents

5. Program feedback

6. Affirm and submit

What is your contact information?

We will use this information to get in touch with you if we have any questions about your request.

First Name

Dolly

Middle Name

Last Name

Salcedo

Business Title *

OWNER

Phone number *

347-355-1263

Extension

Preferred language *

English

Save and continue

[Continue later](#)

Perfil del negocio

Paso 14: Complete el perfil del negocio

Ingresa la fecha en la que el negocio comenzó a operar por primera vez y elija las respuestas del menú desplegable para las preguntas siguientes.

HomeMy Records

NYC LMI Storefront Loan

1. Main Business Info

2. Profile

3. Finance

4. Supporting documents

5. Program feedback

6. Affirm and submit

Business profile

Number of employees

Market sector

Provide business profile information

Please provide the information requested below. The business information that you enter will be used to fill in any applications that you submit on SBS Connect, making it faster and easier for you to apply online.

Business email *

Business phone number *

Business website (if you have one)

When did the business start operations? *

Is the Business Minority-Owned? *

Business Owner Race/Ethnicity *

Is the Business Women-Owned? *

Is the Business Veteran-Owned? *

Is the Business Service-Disabled Veteran-Owned? *

Is the Business Worker Cooperative-owned? *

Save and continue

15

Perfil del negocio

Paso 15: Ingrese la cantidad de empleados

Ingrese la cantidad de empleados que el negocio actualmente emplea; permanentes de tiempo completo, permanentes de medio tiempo, temporarios de tiempo completo y temporarios de medio tiempo.

The screenshot shows the 'NYC LMI Storefront Loan' application interface. At the top, there are navigation links for 'Home' and 'My Records'. Below this is a green header with the title 'NYC LMI Storefront Loan'. On the left side, there is a sidebar menu with the following items: '1. Main Business Info', '2. Profile' (which is expanded to show 'Business profile', 'Number of employees', and 'Market sector'), '3. Finance', '4. Supporting documents', '5. Program feedback', and '6. Affirm and submit'. The main content area is titled 'How many employees does the business have?'. It contains four input fields: 'Permanent, full time *' with the value '20', 'Permanent, part time *' with the value '20', 'Temporary, full time *' with the value '5', and 'Temporary, part time *' with the value '5'. At the bottom of the form, there is a black button labeled 'Save and continue' and a blue link labeled 'Continue later'.

Home My Records

NYC LMI Storefront Loan

1. Main Business Info

2. Profile

- Business profile
- Number of employees
- Market sector

3. Finance

4. Supporting documents

5. Program feedback

6. Affirm and submit

How many employees does the business have?

Permanent, full time *

20

Permanent, part time *

20

Temporary, full time *

5

Temporary, part time *

5

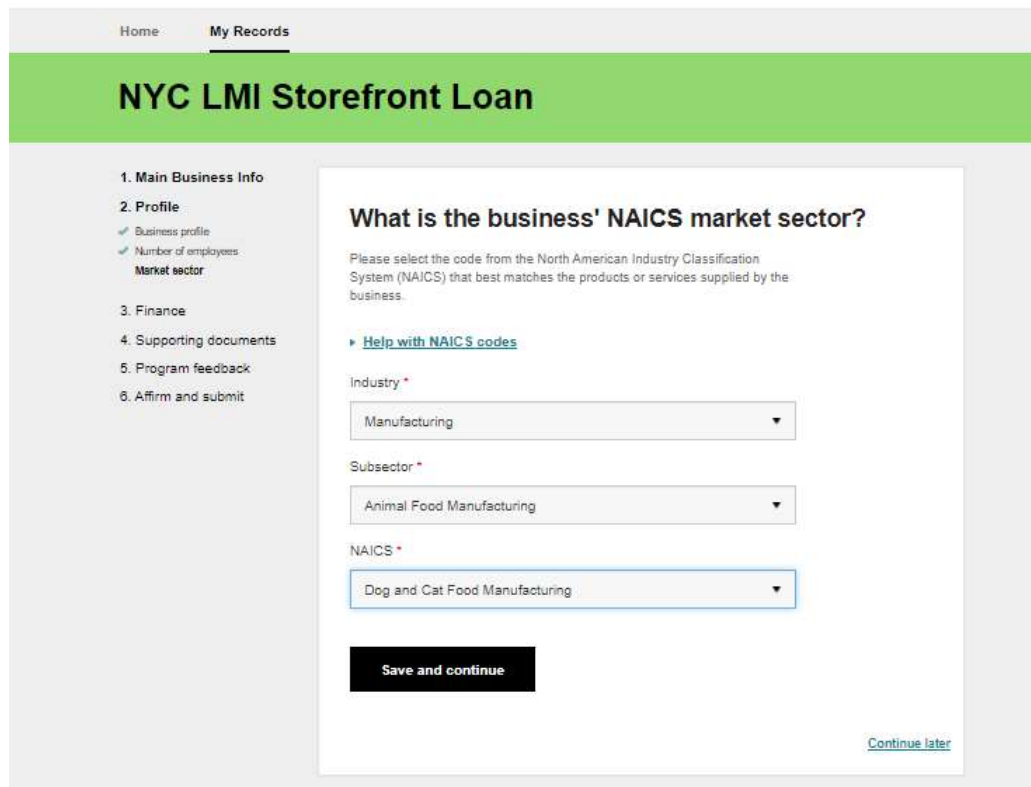
Save and continue

[Continue later](#)

Perfil del negocio

Paso 16: Ingrese la información de la industria

Complete la información correcta para industria, subsector y NAICS del negocio. Si necesita ayuda para buscar el código NAICS del negocio, haga clic en el enlace "Ayuda con los códigos NAICS" o revise el código detallado en las declaraciones de impuestos del negocio.



The screenshot shows the 'My Records' section of the NYC LMI Storefront Loan application. The main heading is 'NYC LMI Storefront Loan'. On the left, a sidebar lists the application steps: 1. Main Business Info, 2. Profile, 3. Finance, 4. Supporting documents, 5. Program feedback, and 6. Affirm and submit. Under '2. Profile', 'Business profile' and 'Number of employees' are marked as complete, while 'Market sector' is the current step. The main content area is titled 'What is the business' NAICS market sector?'. It instructs the user to select the code from the North American Industry Classification System (NAICS) that best matches the products or services supplied by the business. There is a link 'Help with NAICS codes'. Below are three dropdown menus: 'Industry' (selected: Manufacturing), 'Subsector' (selected: Animal Food Manufacturing), and 'NAICS' (selected: Dog and Cat Food Manufacturing). A 'Save and continue' button is at the bottom, and a 'Continue later' link is in the bottom right corner.

▼ [Help with NAICS codes](#)

NAICS (North American Industry Classification System) codes

classify businesses based on the particular products or services that they supply. This system is used by federal and local governments to classify potential contract awardees.

Finanzas

Paso 17: Ingrese la información de solicitud del préstamo

Por favor ingrese las preguntas sobre su solicitud de préstamo.

Para una guía sobre esta solicitud de préstamo, elija de la lista desplegable de los Centros de Soluciones de Negocios de NYC en base a su ubicación de negocio.

- Por favor seleccione qué tipo de asistencia, si es que la necesita, requiere para completar la solicitud del préstamo
- Ingrese el monto solicitado (hasta \$100,000)
- Por favor brinde una descripción detallada del propósito del préstamo solicitado y de las necesidades de financiamiento específicas.
- ¿Cuáles fueron los ingresos por ventas de su negocio durante 2019 (según lo informó en sus impuestos de 2019)?
- ¿Fue el flujo de efectivo de su negocio positivo en 2019?
- ¿Cuál es su calificación de crédito personal?

The screenshot shows the 'Loan Application Information' section of the NYC LMI Storefront Loan application. The page has a green header with the NYC Small Business Services logo and a 'Translate' button. Below the header is a navigation bar with 'Home' and 'My Records'. The main content area has a green banner with the title 'NYC LMI Storefront Loan'. On the left is a sidebar with a list of steps: 1. Main Business Info, 2. Profile, 3. Finance (selected), 4. Supporting documents, 5. Program feedback, and 6. Affirm and submit. Under '3. Finance', 'Loan Application Information' is highlighted. The main form area contains the following fields and instructions:

- Loan Application Information**
- In order for us to provide you with guidance completing this application, please select one of the following NYC Business Solutions Centers based on your business location *
- Dropdown menu: NYC Business Solutions Industrial Provider, Bronx
- To help complete your loan application, please select any of the below that apply to you:
- Text input field: Select the assistance
- Amount Requested (up to \$100,000) *
- Text input field: 75000
- Please provide a detailed description of the purpose of the requested loan and the specific financing needs *
- Text input field: working capital
- What was your business revenue in sales during 2019 (as reported on your 2019 taxes)? *
- Text input field: 600000
- Was your business cash flow positive in 2019? *
- Text input field: Yes
- What is your personal credit score? *
- Text input field: 700-749
- Save and continue button

Todos los dueños que tengan al menos el 20% de la propiedad del negocio deben completar y firmar el Formulario de autorización de solicitud para autorizar a Pursuit a obtener un informe de crédito. El documento debe tener todas las firmas antes de cargarlo en el portal de solicitud en línea (Nota: se aceptan firmas electrónicas). Para descargar el formulario, haga clic en el [Formulario de autorización de solicitud](#). Luego de descargar el documento en su computadora, asegúrese que todos los dueños con más del 20% de propiedad completan y firman el formulario.

19

Documentos de respaldo

Paso 19: Cargue el documento y agregue la nota

Guarde el Formulario de autorización de solicitud en su computadora. Haga clic en el enlace del documento "Formulario de autorización de solicitud de Préstamo de NYC para negocios a la calle en áreas de ingresos bajos a moderados". Haga clic en "Agregar documento" para cargar el formulario completado y firmado de solicitud de autorización.

The screenshot shows a 'View details' window with a close button (X) in the top right corner. It contains the following elements:

- Document Type ***: A dropdown menu with the selected option 'NYC LMI Storefront Loan Application Authorization Form'.
- Document Description**: A text area containing the description: 'Application Authorization form with information and signatures of business owner who owns at least 20% of the business authorizing Pursuit to pull a credit report.'
- Documents that are uploaded are queued for virus scanning and become available shortly after.**: A note below the description.
- There are no notes to display.**: A light blue message box.
- Add Document**: A black button.
- Upload Document**: A black button at the bottom.

Haga clic en "Elegir archivos" para cargar el formulario completo y firmado de autorización de solicitud. Ingrese una nota en la casilla de descripción, haga clic en "Agregar nota" y luego en "Cargar documento".

The screenshot shows an 'Add note' window with a close button (X) in the top right corner. It contains the following elements:

- * Note**: A label for the text area.
- Text Area**: A large empty text area for entering a note.
- Attach a file**: A label for the file selection area.
- Choose Files**: A button to select files.
- No file chosen**: Text indicating no file has been selected.
- Add note**: A black button.
- Cancel**: A white button with a black border.

Haga clic en "Guardar y continuar".

Save and continue

Retroalimentación

Paso 20: Ingrese la fuente de remisión

Seleccione una opción de la lista desplegable.

The screenshot shows the NYC Small Business Services website. At the top, there's a header with the NYC logo and a 'Translate' button. Below the header, a navigation bar shows 'Home' and 'My Records'. A green banner reads 'NYC LMI Storefront Loan'. On the left, a sidebar lists steps: 1. Main Business Info, 2. Profile, 3. Finance, 4. Supporting documents, 5. Program feedback (selected), and 6. Affirm and submit. The main content area is titled 'Feedback' and contains the question 'How did you hear about this program? *'. A dropdown menu is open, showing 'Bank/Credit Union/Alt. Lender'. Below this, a text field labeled 'Additional Details *' contains the text 'CHASE'. A black button labeled 'Save and continue' is at the bottom of the form. A link 'Continue later' is in the bottom right corner of the form area. The footer contains links for 'Directory of City Agencies', 'Notify NYC', 'NYC Mobile Apps', 'Contact NYC Government', 'CityStore', 'Maps', 'Support', 'Stay Connected', and 'Resident Toolkit'. The NYC logo and copyright information are also in the footer.

NYC Small Business Services

Translate

Home My Records

NYC LMI Storefront Loan

1. Main Business Info
2. Profile
3. Finance
4. Supporting documents
5. Program feedback
6. Affirm and submit

Feedback

How did you hear about this program? *

Bank/Credit Union/Alt. Lender

Additional Details *

CHASE

Save and continue

[Continue later](#)

Directory of City Agencies
Notify NYC
NYC Mobile Apps

Contact NYC Government
CityStore
Maps

Support
Stay Connected
Resident Toolkit

NYC
City of New York. 2020 All Rights Reserved.
NYC is a trademark and service mark of the City of New York.
Privacy Policy Terms of Use.

Declare y envíe

Paso 21: Revise la redacción de la declaración y marque todas las casillas

Revise y marque todas las casillas que se apliquen al negocio (vea la captura de pantalla en la próxima página).

La Compañía abajo firmante está solicitando el Préstamo de NYC para negocios a la calle en áreas de ingresos bajos a moderados (el "Programa"). Yo, el abajo firmante, por medio del presente certifico al Department of Small Business Services ("SBS") de la Ciudad de Nueva York (la "Ciudad") que la información contenida en el presente, y los documentos adjuntos son, a mi mejor saber y entender, correctos y completos.

- ☐ Declaro que la Compañía no tiene garantías pendientes y no está en mora con respecto a ninguna deuda o pagos adeudados a la Ciudad o al Estado de Nueva York o al gobierno federal ni está violando ninguna reglamentación gubernamental aplicable.
- ☐ Declaro que no existe ninguna sentencia y/o embargos fiscales en contra del negocio (ni contra ninguna persona que tenga la propiedad del 20% o más del negocio) dentro de los tres años de la solicitud del préstamo, sin importar si dichas sentencias y/o embargos fiscales se pagaron o anularon, a menos que se demuestre que dichas sentencias y/o embargos judiciales se presentaron por error.
- ☐ Acepto que esta solicitud y cualquier documento requerido para la participación en este Programa están sujetos a la revisión y verificación del SBS y Pursuit.
- ☐ Declaro que mi negocio está legalmente autorizado para realizar actividades en la Ciudad de Nueva York y puedo brindar prueba de registro de negocio, permisos, licencias y otra documentación requerida al momento de la solicitud.
- ☐ Declaro que la Compañía emplea entre 2 y 99 empleados en total en todas las ubicaciones.
- ☐ Declaro que la Compañía está ubicada en un código postal elegible en esta lista (PDF)
- ☐ Declaro que la Compañía comenzó las operaciones el 1 de enero de 2018 o antes.
- ☐ Declaro que el negocio tuvo flujo de efectivo positivo en 2019 y puedo brindar documentación según lo solicite Pursuit.
- ☐ Acepto que esta solicitud y cualquier documento requerido para la participación en este Programa están sujetos a la revisión y verificación del SBS y Pursuit.

Lea el siguiente aviso:

UNA DECLARACIÓN VOLUNTARIA O DE MANERA FRAUDULENTO QUE SEA SUSTANCIALMENTE FALSA EN RELACIÓN CON ESTA SOLICITUD PODRÍA RESULTAR EN QUE LA COMPAÑÍA NO SEA ELEGIBLE RESPECTO PARA ESTE PROGRAMA Y, ADEMÁS, PODRÍA DEJAR A LA PERSONA QUE REALIZA LA DECLARACIÓN FALSA SUJETA A CARGOS PENALES.

Revise y marque la casilla:

Al marcar la casilla y hacer clic en el botón Continuar, entiendo y acuerdo que:

1. Declaro que he dicho la verdad en esta Solicitud y
 2. Firmo y envío de manera electrónica esta Solicitud como si la firmara a mano
- ☐ Declaro lo anterior

Luego de marcar la casilla "Declaro lo anterior", haga clic en el botón continuar.

Declare y envíe

NYC Small Business Services

Translate

Home

My Records

NYC LMI Storefront Loan

1. Main Business Info

2. Profile

3. Finance

4. Supporting documents

5. Program feedback

6. Affirm and submit

Affirmation

Review and check all boxes that apply to the business (see the screen shot on the next page).

The undersigned Company is applying for the NYC LMI Storefront Loan("Program"). I, the undersigned, hereby certify to the New York City ("City") Department of Small Business Services ("SBS") that the information contained herein, and the attachments hereto are, to the best of my knowledge, information and belief, accurate and complete.

☐

I affirm that the Company has no outstanding warrants, and is not in arrears with respect to any outstanding debt or payments owed to the City or State of New York or the federal government or is in violation of any applicable government regulations. *

☐

I affirm that there are no judgments and/or tax liens against the business (or any person that owns 20% or more of the business) within three years of the loan application, whether or not said judgments and/or tax liens have been satisfied or vacated, unless is it demonstrated that said judgments and/or tax liens were filed in error. *

☐

I acknowledge that this application and any documents required for participation in this Program are subject to review and verification by SBS and Pursuit. *

☐

I affirm that my business is legally authorized to do business in the City of New York and I can provide proof of business registration, permits, licenses or other required documentation upon request. *

☐

I affirm that the Company employs between 2-99 employees in total across all locations. *

☐

I affirm that the Company is located in a Program eligible area on this [list](#) (PDF). *

☐

I affirm that the Company began operations on or before January 1, 2018. *

☐

I affirm that the business was cash flow positive in 2019 and can provide documentation as requested by Pursuit. *

Read the following notice:

A MATERIALLY FALSE STATEMENT WILLFULLY OR FRAUDULENTLY MADE IN CONNECTION WITH THIS APPLICATION MAY RESULT IN RENDERING THE SUBMITTING COMPANY INELIGIBLE WITH RESPECT TO THE PROGRAM, AND, IN ADDITION, MAY SUBJECT THE PERSON MAKING THE FALSE STATEMENT TO CRIMINAL CHARGES.

Review and check the box:

By checking the box and clicking the Continue button, I understand and agree that:

1. I am affirming that I have told the truth on this Application and

2. I am electronically signing and filing this Application as if I had signed it by hand

After checking the "I affirm the above" box, click the "Continue" button.

☐

I affirm the above *

Submit

Página de confirmación: Paso uno de la solicitud de préstamo

Paso 22: Guarde su Número de solicitud

Una vez que se presente la solicitud, aparecerá un mensaje de confirmación con el número de solicitud que comenzará con "LD". Por favor conserve su número de solicitud para referencia durante el proceso de solicitud.

La solicitud tiene cuatro pasos:

1. Complete este formulario en línea con información sobre su negocio y solicitud de préstamo.
2. Recibirá un correo electrónico de confirmación que incluye un enlace para crear una cuenta en el portal de solicitudes, Cirrus, en donde cargará los documentos necesarios para completar la solicitud.
Por favor tenga en cuenta: Necesitará suministrar su número de LD a fin de completar su cuenta en Cirrus.
3. Una vez que los documentos correctos estén cargados, nuestro socio de crédito, Pursuit, revisará su historial crediticio y le notificará sobre los próximos pasos.
4. Si cumple con los criterios para el crédito, Pursuit le notificará los siguientes pasos y la decisión final sobre el préstamo.

El personal de NYC Business Solutions está disponible para ayudarlo en el curso de su solicitud. Recibirá un correo electrónico con la información de contacto de su Centro de Soluciones de Negocios (Business Solutions Center) en breve.

The screenshot shows the NYC Small Business Services website. At the top, there's a navigation bar with 'Home' and 'My Records'. Below this is a green header with 'NYC LMI Storefront Loan'. On the left, a sidebar lists six steps: 1. Main Business Info, 2. Profile, 3. Finance, 4. Supporting documents, 5. Program feedback, and 6. Affirm and submit. The main content area displays a confirmation message: 'Step One of the loan application has been successfully submitted.' It provides a lead number 'LD-2021-111843' and explains that a confirmation message with the application number starting in 'LD' will appear. It then lists four steps of the application process: 1. Completing the online form, 2. Receiving a confirmation email with a link to create a Cirrus account, 3. Having documents uploaded and reviewed by Pursuit, and 4. Receiving a final loan decision from Pursuit. A note states that the user will need to provide their LD number to complete their Cirrus account. At the bottom, it mentions that NYC Business Solutions staff are available to assist throughout the process.

NYC Small Business Services

Translate

Home My Records

NYC LMI Storefront Loan

1. Main Business Info
2. Profile
3. Finance
4. Supporting documents
5. Program feedback
6. Affirm and submit

Step One of the loan application has been successfully submitted.

Lead number: LD-2021-111843

Once the application is submitted, a confirmation message with the application number starting in "LD" will appear. Please keep your lead number for reference during the application process.

The application has four steps:

1. You complete this online form with information about your business and loan request.
2. You will receive a confirmation email that includes a link to create an account in the application portal, Cirrus, where you will upload the documents needed to complete the application.

Please note: You will need to provide you LD number in order to complete your Cirrus account.

3. Once all correct documents are uploaded, our partner lender, Pursuit, will pull your credit and notify you of next steps.
4. If you pass the credit criteria, Pursuit will notify you of next steps and the final loan decision.

NYC Business Solutions staff are available to assist you through the course of your application. You will receive an email with the contact information for your local Business Solutions Center shortly.

Ver el registro

Para acceder a la solicitud y ver el progreso, elija "Mis registros" en la cinta de la parte superior y aparecerá un enlace a la solicitud y el estado.

NYC

Business

Log OutManage Account

NYC

Small Business
Services

Translate

Home

My Records

My RecordsManage your certifications, applications, and businesses.
Links to your records are below.
[How to use My Records](#)**Applications****Loan / Financing**

DOLLY TEST LA

Inquiry Type

Program Type

Lead Number

Status

Submitted On

Emergency Loan

NYC LMI Storefront Loan

LD-2020-092331

Submitted

11/24/2020

Edit