Appendix A
Traffic Analysis and Data

APPENDIX A

Hospital for Special Surgery Traffic Study

Capacity Analysis
Soft-Site Information
Survey Data
Official Signal Timing Data
Traffic Data

APPENDIX A

Hospital for Special Surgery Traffic Study

Capacity Analysis

HCS2000: Signalized Intersections Release 4.1f

Analyst: C
Agency: Ethan C. Eldon Associates, Inc
Date: 4/9/2007
Period: AM Peak
Project ID: Existing Condition AM Peak (7:30-8:30 AM)
E/W St: 72nd Street

Inter.: 1st Ave/72nd St
Area Type: All other areas
Jurisd:
Year : 2007
N/S St: 1st Avenue

SIGNALIZED INTERSECTION SUMMARY

	Eastbound			Westbound			Northbound			Southbound		
	L	T	R	L	T	R	L	T	R	L	T	R
No. Lanes	0	2	0	0	2	0	1	4	0	0	0	0
LGConfig		LT			TR		L	TR				
Volume	125	303			224	78	147	1556	112			
Lane Width		9.0			9.0		10.0	10.0				
RTOR Vol						0			0			

Duration 0.25 Area Type: All other areas

Signal Operations

Phase Combination	1	2	3	4		5	6	7	8
EB Left	P				NB Left	P			
Thru	P				Thru	P			
Right					Right	P			
Peds	X				Peds	X			
WB Left					SB Left				
Thru	P				Thru				
Right	P				Right				
Peds	X				Peds	X			
NB Right					EB Right				
SB Right					WB Right				
Green	35.0					45.0			
Yellow	3.0					3.0			
All Red	2.0					2.0			

Cycle Length: 90.0 secs

Intersection Performance Summary

Appr/ Lane Grp	Lane Group Capacity	Adj Sat Flow Rate (s)	Ratios v/c	Ratios g/C	Lane Group Delay	Lane Group LOS	Approach Delay	Approach LOS
Eastbound								
LT	815	2096	0.58	0.39	24.8	C	24.8	C
Westbound								
TR	1022	2629	0.33	0.39	20.1	C	20.1	C
Northbound								
L	752	1504	0.22	0.50	10.3	B		
TR	2835	5670	0.65	0.50	14.0	B	13.7	B
Southbound								

Intersection Delay = 16.3 (sec/veh) Intersection LOS = B

HCS2000: Signalized Intersections Release 4.1f

C
Ethan C. Eldon Associates, Inc.
50 Charles Lindbergh Boulevard
Suite 400
Uniondale, NY 11553
Phone: 516-229-2325 Fax: 516-229-2355
E-Mail: eldon@ecenters.com

OPERATIONAL ANALYSIS

Analyst:	C
Agency/Co.:	Ethan C. Eldon Associates, Inc
Date Performed:	4/9/2007
Analysis Time Period:	AM Peak
Intersection:	1st Ave/72nd St
Area Type:	All other areas
Jurisdiction:	
Analysis Year:	2007

Project ID: Existing Condition AM Peak (7:30-8:30 AM)
E/W St: 72nd Street N/S St: 1st Avenue

VOLUME DATA

	Eastbound			Westbound			Northbound			Southbound		
	L	T	R	L	T	R	L	T	R	L	T	R
Volume	125	303			224	78	147	1556	112			
% Heavy Veh	12	12			5	5	12	12	12			
PHF	0.90	0.90			0.90	0.90	0.90	0.90	0.90			
PK 15 Vol	35	84			62	22	41	432	31			
Hi Ln Vol												
% Grade		0			0			0				
Ideal Sat		1900			1900		1900	1900				
ParkExist						X						
NumPark						20						
No. Lanes	0	2	0	0	2	0	1	4	0	0	0	0
LGConfig		LT			TR		L	TR				
Lane Width		9.0			9.0		10.0	10.0				
RTOR Vol						0			0			
Adj Flow		476			336		163	1853				
%InSharedLn												
Prop LTs		0.292			0.000			0.000				
Prop RTs		0.000			0.259			0.057				
Peds Bikes					100	0		100	0		0	
Buses		0			0		0	0				
%InProtPhase												

Duration 0.25 Area Type: All other areas

OPERATING PARAMETERS

	Eastbound			Westbound			Northbound			Southbound		
	L	T	R	L	T	R	L	T	R	L	T	R
Init Unmet		0.0			0.0		0.0	0.0				
Arriv. Type		3			3		4	4				
Unit Ext.		3.0			3.0		3.0	3.0				
I Factor		1.000			1.000			1.000				
Lost Time		2.0			2.0		2.0	2.0				
Ext of g		2.0			2.0		2.0	2.0				
Ped Min g					3.9			3.9			3.2	

HCS2000: Signalized Intersections Release 4.1f

Analyst: C
Agency: Ethan C. Eldon Associates, Inc
Date: 4/9/2007
Period: Midday Peak
Project ID: Existing Condition Midday Peak (1:00-2:00 PM)
E/W St: 72nd Street

Inter.: 1st Ave/72nd St
Area Type: All other areas
Jurisd:
Year : 2007
N/S St: 1st Avenue

SIGNALIZED INTERSECTION SUMMARY

	Eastbound			Westbound			Northbound			Southbound		
	L	T	R	L	T	R	L	T	R	L	T	R
No. Lanes	0	2	0	0	2	0	1	4	0	0	0	0
LGConfig		LT			TR		L	TR				
Volume	112	279			218	70	148	1578	147			
Lane Width		9.0			9.0		10.0	10.0				
RTOR Vol						0			0			

Duration 0.25 Area Type: All other areas

Signal Operations

Phase Combination		1	2	3	4			5	6	7	8
EB	Left	P				NB	Left	P			
	Thru	P					Thru	P			
	Right						Right	P			
	Peds	X					Peds	X			
WB	Left					SB	Left				
	Thru	P					Thru				
	Right	P					Right				
	Peds	X					Peds	X			
NB	Right					EB	Right				
SB	Right					WB	Right				
Green		35.0						45.0			
Yellow		3.0						3.0			
All Red		2.0						2.0			

Cycle Length: 90.0 secs

Intersection Performance Summary

Appr/ Lane Grp	Lane Group Capacity	Adj Sat Flow Rate (s)	Ratios v/c	Ratios g/C	Lane Group Delay	Lane Group LOS	Approach Delay	Approach LOS
Eastbound								
LT	824	2118	0.52	0.39	23.4	C	23.4	C
Westbound								
TR	1007	2589	0.31	0.39	19.9	B	19.9	B
Northbound								
L	597	1193	0.26	0.50	10.9	B		
TR	2659	5318	0.68	0.50	14.4	B	14.2	B
Southbound								

Intersection Delay = 16.3 (sec/veh) Intersection LOS = B

HCS2000: Signalized Intersections Release 4.1f

C
Ethan C. Eldon Associates, Inc.
50 Charles Lindbergh Boulevard
Suite 400
Uniondale, NY 11553
Phone: 516-229-2325 Fax: 516-229-2355
E-Mail: eldon@ecenters.com

OPERATIONAL ANALYSIS

Analyst:	C
Agency/Co.:	Ethan C. Eldon Associates, Inc
Date Performed:	4/9/2007
Analysis Time Period:	Midday Peak
Intersection:	1st Ave/72nd St
Area Type:	All other areas
Jurisdiction:	
Analysis Year:	2007

Project ID: Existing Condition Midday Peak (1:00-2:00 PM)
E/W St: 72nd Street N/S St: 1st Avenue

VOLUME DATA

	Eastbound			Westbound			Northbound			Southbound		
	L	T	R	L	T	R	L	T	R	L	T	R
Volume	112	279			218	70	148	1578	147			
% Heavy Veh	13	13			7	7	13	13	13			
PHF	0.91	0.91			0.92	0.92	0.96	0.96	0.96			
PK 15 Vol	31	77			59	19	39	411	38			
Hi Ln Vol												
% Grade		0			0			0				
Ideal Sat		1900			1900		1900	1900				
ParkExist						X	X		X			
NumPark						20	20		20			
No. Lanes	0	2	0	0	2	0	1	4	0	0	0	0
LGConfig		LT			TR		L	TR				
Lane Width		9.0			9.0		10.0	10.0				
RTOR Vol						0			0			
Adj Flow		430			313		154	1797				
%InSharedLn												
Prop LTs		0.286			0.000			0.000				
Prop RTs	0.000			0.243			0.085					
Peds Bikes				100	0		100	0		0		
Buses		0			0		0	0				
%InProtPhase												

Duration 0.25 Area Type: All other areas

OPERATING PARAMETERS

	Eastbound			Westbound			Northbound			Southbound		
	L	T	R	L	T	R	L	T	R	L	T	R
Init Unmet		0.0			0.0		0.0	0.0				
Arriv. Type		3			3		4	4				
Unit Ext.		3.0			3.0		3.0	3.0				
I Factor		1.000			1.000			1.000				
Lost Time		2.0			2.0		2.0	2.0				
Ext of g		2.0			2.0		2.0	2.0				
Ped Min g					3.9			3.9			3.2	

HCS2000: Signalized Intersections Release 4.1f

Analyst: C
Agency: Ethan C. Eldon Associates, Inc
Date: 4/9/2007
Period: PM Peak
Project ID: Existing Condition AM Peak (5:00-6:00 PM)
E/W St: 72nd Street

Inter.: 1st Ave/72nd St
Area Type: All other areas
Jurisd:
Year : 2007
N/S St: 1st Avenue

SIGNALIZED INTERSECTION SUMMARY

	Eastbound			Westbound			Northbound			Southbound		
	L	T	R	L	T	R	L	T	R	L	T	R
No. Lanes	0	2	0	0	2	0	1	4	0	0	0	0
LGConfig		LT			TR		L	TR				
Volume	111	224			178	46	181	2097	161			
Lane Width		9.0			9.0		10.0	10.0				
RTOR Vol						0			0			

Duration 0.25 Area Type: All other areas

Signal Operations

Phase Combination	1	2	3	4	5	6	7	8
EB Left	P				NB Left	P		
Thru	P				Thru	P		
Right					Right	P		
Peds	X				Peds	X		
WB Left					SB Left			
Thru	P				Thru			
Right	P				Right			
Peds	X				Peds	X		
NB Right					EB Right			
SB Right					WB Right			
Green	35.0					45.0		
Yellow	3.0					3.0		
All Red	2.0					2.0		

Cycle Length: 90.0 secs

Intersection Performance Summary

Appr/ Lane Grp	Lane Group Capacity	Adj Sat Flow Rate (s)	Ratios v/c	Ratios g/C	Lane Group Delay	Lane Group LOS	Approach Delay	Approach LOS
Eastbound								
LT	852	2191	0.42	0.39	21.6	C	21.6	C
Westbound								
TR	1055	2714	0.22	0.39	18.9	B	18.9	B
Northbound								
L	795	1589	0.24	0.50	10.5	B		
TR	2993	5985	0.78	0.50	16.2	B	15.8	B
Southbound								

Intersection Delay = 16.7 (sec/veh) Intersection LOS = B

HCS2000: Signalized Intersections Release 4.1f

C
Ethan C. Eldon Associates, Inc.
50 Charles Lindbergh Boulevard
Suite 400
Uniondale, NY 11553
Phone: 516-229-2325 Fax: 516-229-2355
E-Mail: eldon@ecenters.com

OPERATIONAL ANALYSIS

Analyst:	C
Agency/Co.:	Ethan C. Eldon Associates, Inc
Date Performed:	4/9/2007
Analysis Time Period:	PM Peak
Intersection:	1st Ave/72nd St
Area Type:	All other areas
Jurisdiction:	
Analysis Year:	2007

Project ID: Existing Condition AM Peak (5:00-6:00 PM)
E/W St: 72nd Street N/S St: 1st Avenue

VOLUME DATA

	Eastbound			Westbound			Northbound			Southbound		
	L	T	R	L	T	R	L	T	R	L	T	R
Volume	111	224			178	46	181	2097	161			
% Heavy Veh	11	11			3	3	6	6	6			
PHF	0.93	0.93			0.95	0.95	0.97	0.97	0.97			
PK 15 Vol	30	60			47	12	47	540	41			
Hi Ln Vol												
% Grade		0			0			0				
Ideal Sat		1900			1900		1900	1900				
ParkExist						X						
NumPark						20						
No. Lanes	0	2	0	0	2	0	1	4	0	0	0	0
LGConfig		LT			TR		L	TR				
Lane Width		9.0			9.0		10.0	10.0				
RTOR Vol						0			0			
Adj Flow		360			235		187	2328				
%InSharedLn												
Prop LTs		0.331			0.000			0.000				
Prop RTs		0.000			0.204			0.071				
Peds Bikes					100	0		100	0	0		
Buses		0			0		0	0				
%InProtPhase												

Duration 0.25 Area Type: All other areas

OPERATING PARAMETERS

	Eastbound			Westbound			Northbound			Southbound		
	L	T	R	L	T	R	L	T	R	L	T	R
Init Unmet		0.0			0.0		0.0	0.0				
Arriv. Type		3			3		4	4				
Unit Ext.		3.0			3.0		3.0	3.0				
I Factor		1.000			1.000			1.000				
Lost Time		2.0			2.0		2.0	2.0				
Ext of g		2.0			2.0		2.0	2.0				
Ped Min g					3.9			3.9			3.2	

HCS2000: Signalized Intersections Release 4.1f

Analyst: C
Agency: Ethan C. Eldon Associates, Inc
Date: 4/9/2007
Period: AM Peak
Project ID: Existing Condition AM Peak (7:30-8:30 AM)
E/W St: 71st Street

Inter.: 1st Ave/71st St
Area Type: All other areas
Jurisd:
Year : 2007
N/S St: 1st Avenue

SIGNALIZED INTERSECTION SUMMARY

	Eastbound			Westbound			Northbound			Southbound		
	L	T	R	L	T	R	L	T	R	L	T	R
No. Lanes	0	0	0	0	1	0	0	5	0	0	0	0
LGConfig					TR			LT				
Volume					177	87	191	1728				
Lane Width					16.0			10.0				
RTOR Vol						0						

Duration 0.25 Area Type: All other areas

Signal Operations

Phase Combination	1	2	3	4		5	6	7	8
EB Left					NB Left	P			
Thru					Thru	P			
Right					Right				
Peds		X			Peds	X			
WB Left					SB Left				
Thru		P			Thru				
Right		P			Right				
Peds		X			Peds	X			
NB Right					EB Right				
SB Right					WB Right				
Green		31.0				49.0			
Yellow		3.0				3.0			
All Red		2.0				2.0			

Cycle Length: 90.0 secs

Intersection Performance Summary

Appr/ Lane Grp	Lane Group Capacity	Adj Sat Flow Rate (s)	Ratios v/c	Ratios g/C	Lane Group Delay	Lane Group LOS	Approach Delay	Approach LOS
Eastbound								
Westbound								
TR	496	1440	0.59	0.34	29.3	C	29.3	C
Northbound								
LT	3929	7217	0.53	0.54	9.6	A	9.6	A
Southbound								

Intersection Delay = 12.0 (sec/veh) Intersection LOS = B

HCS2000: Signalized Intersections Release 4.1f

C
Ethan C. Eldon Associates, Inc.
50 Charles Lindbergh Boulevard
Suite 400
Uniondale, NY 11553
Phone: 516-229-2325 Fax: 516-229-2355
E-Mail: eldon@ecenters.com

OPERATIONAL ANALYSIS

Analyst:	C
Agency/Co.:	Ethan C. Eldon Associates, Inc
Date Performed:	4/9/2007
Analysis Time Period:	AM Peak
Intersection:	1st Ave/71st St
Area Type:	All other areas
Jurisdiction:	
Analysis Year:	2007

Project ID: Existing Condition AM Peak (7:30-8:30 AM)
E/W St: 71st Street N/S St: 1st Avenue

VOLUME DATA

	Eastbound			Westbound			Northbound			Southbound		
	L	T	R	L	T	R	L	T	R	L	T	R
Volume					177	87	191	1738				
% Heavy Veh					11	11	10	10				
PHF					0.91	0.91	0.93	0.93				
PK 15 Vol					49	24	51	465				
Hi Ln Vol												
% Grade					0			0				
Ideal Sat					1900			1900				
ParkExist			X	X		X						
NumPark				10		10						
No. Lanes	0	0	0	0	1	0	0	1	0	0	0	0
LGConfig					TR			LT				
Lane Width					16.0			10 0				
RTOR Vol						0						
Adj Flow					291			2063				
%InSharedLn												
Prop LTs					0.000			0.099				
Prop RTs					0.330			0.000				
Peds Bikes					100	0					100	
Buses					0			0				
%InProtPhase												

Duration 0.25 Area Type: All other areas

OPERATING PARAMETERS

	Eastbound			Westbound			Northbound			Southbound		
	L	T	R	L	T	R	L	T	R	L	T	R
Init Unmet					0.0			0.0				
Arriv. Type					3			4				
Unit Ext.					3.0			3.0				
I Factor					1.000			1.000				
Lost Time					2.0			2.0				
Ext of g					2.0			2.0				
Ped Min g					3.9						3.9	

HCS2000: Signalized Intersections Release 4.1f

Analyst: C
Agency: Ethan C. Eldon Associates, Inc
Date: 4/9/2007
Period: Midday Peak
Project ID: Existing Condition Midday Peak (1:00-2:00 PM)
E/W St: 71st Street

Inter.: 1st Ave/71st St
Area Type: All other areas
Jurisd:
Year : 2007
N/S St: 1st Avenue

SIGNALIZED INTERSECTION SUMMARY

	Eastbound			Westbound			Northbound			Southbound		
	L	T	R	L	T	R	L	T	R	L	T	R
No. Lanes	0	0	0	0	1	0	0	5	0	0	0	0
LGConfig					TR			LT				
Volume					231	101	145	1772				
Lane Width					16.0			10.0				
RTOR Vol						0						

Duration 0.25 Area Type: All other areas

Signal Operations

Phase Combination	1	2	3	4	5	6	7	8
EB Left					NB Left	P		
Thru					Thru	P		
Right					Right			
Peds		X			Peds	X		
WB Left					SB Left			
Thru		P			Thru			
Right		P			Right			
Peds		X			Peds	X		
NB Right					EB Right			
SB Right					WB Right			
Green		31.0				49.0		
Yellow		3.0				3.0		
All Red		2.0				2.0		

Cycle Length: 90.0 secs

Intersection Performance Summary

Appr/ Lane Grp	Lane Group Capacity	Adj Sat Flow Rate (s)	Ratios v/c	Ratios g/C	Lane Group Delay	Lane Group LOS	Approach Delay	Approach LOS
Eastbound								
Westbound								
TR	518	1503	0.67	0.34	31.8	C	31.8	C
Northbound								
LT	3717	6827	0.52	0.54	9.5	A	9.5	A
Southbound								

Intersection Delay = 12.9 (sec/veh) Intersection LOS = B

HCS2000: Signalized Intersections Release 4.1f

C
Ethan C. Eldon Associates, Inc.
50 Charles Lindbergh Boulevard
Suite 400
Uniondale, NY 11553
Phone: 516-229-2325 Fax: 516-229-2355
E-Mail: eldon@ecenters.com

OPERATIONAL ANALYSIS

Analyst:	C
Agency/Co.:	Ethan C. Eldon Associates, Inc
Date Performed:	4/9/2007
Analysis Time Period:	Midday Peak
Intersection:	1st Ave/71st St
Area Type:	All other areas
Jurisdiction:	
Analysis Year:	2007

Project ID: Existing Condition Midday Peak (1:00-2:00 PM)
E/W St: 71st Street N/S St: 1st Avenue

VOLUME DATA

	Eastbound			Westbound			Northbound			Southbound		
	L	T	R	L	T	R	L	T	R	L	T	R
Volume					231	101	145	1772				
% Heavy Veh					7	7	12	12				
PHF					0.96	0.96	0.99	0.99				
PK 15 Vol					60	26	37	447				
Hi Ln Vol												
% Grade					0			0				
Ideal Sat					1900			1900				
ParkExist			X	X		X	X					
NumPark				10		10	20					
No. Lanes	0	0	0	0	1	0	0	5	0	0	0	0
LGConfig					TR			LT				
Lane Width					16.0			10.0				
RTOR Vol						0						
Adj Flow					346			1936				
%InSharedLn												
Prop LTs					0.000			0.075				
Prop RTs					0.303			0.000				
Peds Bikes					100	0					100	
Buses					0			0				
%InProtPhase												

Duration 0.25 Area Type: All other areas

OPERATING PARAMETERS

	Eastbound			Westbound			Northbound			Southbound		
	L	T	R	L	T	R	L	T	R	L	T	R
Init Unmet					0.0			0.0				
Arriv. Type					3			4				
Unit Ext.					3.0			3.0				
I Factor					1.000			1.000				
Lost Time					2.0			2.0				
Ext of g					2.0			2.0				
Ped Min g					3.9						3.9	

HCS2000: Signalized Intersections Release 4.1f

Analyst: C
Agency: Ethan C. Eldon Associates, Inc
Date: 4/9/2007
Period: PM Peak
Project ID: Existing Condition PM Peak (5:00-6:00 PM)
E/W St: 71st Street

Inter.: 1st Ave/71st St
Area Type: All other areas
Jurisd:
Year : 2007
N/S St: 1st Avenue

SIGNALIZED INTERSECTION SUMMARY

	Eastbound			Westbound			Northbound			Southbound		
	L	T	R	L	T	R	L	T	R	L	T	R
No. Lanes	0	0	0	0	1	0	0	5	0	0	0	0
LGConfig					TR			LT				
Volume					241	109	152	2330				
Lane Width					16.0			10.0				
RTOR Vol						0						

Duration 0.25 Area Type: All other areas

Signal Operations

Phase Combination	1	2	3	4	5	6	7	8
EB Left					NB Left	P		
Thru					Thru	P		
Right					Right			
Peds		X			Peds	X		
WB Left					SB Left			
Thru		P			Thru			
Right		P			Right			
Peds		X			Peds	X		
NB Right					EB Right			
SB Right					WB Right			
Green		31.0				49.0		
Yellow		3.0				3.0		
All Red		2.0				2.0		

Cycle Length: 90.0 secs

Intersection Performance Summary

Appr/ Lane Grp	Lane Group Capacity	Adj Sat Flow Rate (s)	Ratios v/c	Ratios g/C	Lane Group Delay	Lane Group LOS	Approach Delay	Approach LOS
Eastbound								
Westbound								
TR	532	1544	0.73	0.34	34.4	C	34.4	C
Northbound								
LT	4138	7601	0.61	0.54	10.4	B	10.4	B
Southbound								

Intersection Delay = 13.6 (sec/veh) Intersection LOS = B

HCS2000: Signalized Intersections Release 4.1f

C
Ethan C. Eldon Associates, Inc.
50 Charles Lindbergh Boulevard
Suite 400
Uniondale, NY 11553
Phone: 516-229-2325 Fax: 516-229-2355
E-Mail: eldon@ecenters.com

OPERATIONAL ANALYSIS

Analyst:	C
Agency/Co.:	Ethan C. Eldon Associates, Inc
Date Performed:	4/9/2007
Analysis Time Period:	PM Peak
Intersection:	1st Ave/71st St
Area Type:	All other areas
Jurisdiction:	
Analysis Year:	2007

Project ID: Existing Condition PM Peak (5:00-6:00 PM)
E/W St: 71st Street N/S St: 1st Avenue

VOLUME DATA

	Eastbound			Westbound			Northbound			Southbound		
	L	T	R	L	T	R	L	T	R	L	T	R
Volume					241	109	152	2330				
% Heavy Veh					4	4	5	5				
PHF					0.90	0.90	0.98	0.98				
PK 15 Vol					67	30	39	594				
Hi Ln Vol												
% Grade					0			0				
Ideal Sat					1900			1900				
ParkExist			X	X		X						
NumPark				10		10						
No. Lanes	0	0	0	0	1	0	0	5	0	0	0	0
LGConfig					TR			LT				
Lane Width					16.0			10.0				
RTOR Vol						0						
Adj Flow					389			2533				
%InSharedLn												
Prop LTs					0.000			0.061				
Prop RTs				0.311			0.000					
Peds Bikes				100	0					100		
Buses					0			0				
%InProtPhase												

Duration 0.25 Area Type: All other areas

OPERATING PARAMETERS

	Eastbound			Westbound			Northbound			Southbound		
	L	T	R	L	T	R	L	T	R	L	T	R
Init Unmet					0.0			0.0				
Arriv. Type					3			4				
Unit Ext.					3.0			3.0				
I Factor					1.000			1.000				
Lost Time					2.0			2.0				
Ext of g					2.0			2.0				
Ped Min g					3.9						3.9	

HCS2000: Signalized Intersections Release 4.1f

Analyst: C
Agency: Ethan C. Eldon Associates, Inc
Date: 4/9/2007
Period: AM Peak
Project ID: Existing Condition AM Peak (7:30-8:30 AM)
E/W St: 70th Street

Inter.: 1st Ave/70th St
Area Type: All other areas
Jurisd:
Year : 2007
N/S St: 1st Avenue

SIGNALIZED INTERSECTION SUMMARY

	Eastbound			Westbound			Northbound			Southbound		
	L	T	R	L	T	R	L	T	R	L	T	R
No. Lanes	1	1	0	0	0	0	0	5	0	0	0	0
LGConfig	L	T						TR				
Volume	115	204						1804	235			
Lane Width	10.0	10.0						10.0				
RTOR Vol									0			

Duration 0.25 Area Type: All other areas

Signal Operations

Phase Combination	1	2	3	4		5	6	7	8
EB Left	P				NB Left				
Thru	P				Thru	P			
Right					Right	P			
Peds	X				Peds	X			
WB Left					SB Left				
Thru					Thru				
Right					Right				
Peds	X				Peds	X			
NB Right					EB Right				
SB Right					WB Right				
Green	31.0					49.0			
Yellow	3.0					3.0			
All Red	2.0					2.0			

Cycle Length: 90.0 secs

Intersection Performance Summary

Appr/ Lane Grp	Lane Group Capacity	Adj Sat Flow Rate (s)	Ratios v/c	Ratios g/C	Lane Group Delay	Lane Group LOS	Approach Delay	Approach LOS
Eastbound								
L	495	1437	0.27	0.34	22.6	C		
T	457	1326	0.51	0.34	27.5	C	25.8	C
Westbound								
Northbound								
TR	3874	7116	0.57	0.54	9.9	A	9.9	A
Southbound								

Intersection Delay = 12.2 (sec/veh) Intersection LOS = B

HCS2000: Signalized Intersections Release 4.1f

C
Ethan C. Eldon Associates, Inc.
50 Charles Lindbergh Boulevard
Suite 400
Uniondale, NY 11553
Phone: 516-229-2325 Fax: 516-229-2355
E-Mail: eldon@ecenters.com

OPERATIONAL ANALYSIS

Analyst:	C
Agency/Co.:	Ethan C. Eldon Associates, Inc
Date Performed:	4/9/2007
Analysis Time Period:	AM Peak
Intersection:	1st Ave/70th St
Area Type:	All other areas
Jurisdiction:	
Analysis Year:	2007

Project ID: Existing Condition AM Peak (7:30-8:30 AM)
E/W St: 70th Street N/S St: 1st Avenue

VOLUME DATA

	Eastbound			Westbound			Northbound			Southbound		
	L	T	R	L	T	R	L	T	R	L	T	R
Volume	115	204						1804	235			
% Heavy Veh	7	7						10	10			
PHF	0.87	0.87						0.93	0.93			
PK 15 Vol	33	59						485	63			
Hi Ln Vol												
% Grade		0						0				
Ideal Sat	1900	1900						1900				
ParkExist			X	X		X						
NumPark			20									
No. Lanes	1	1	0	0	0	0	0	5	0	0	0	0
LGConfig	L	T						TR				
Lane Width	10.0	10.0						10.0				
RTOR Vol									0			
Adj Flow	132	234						2193				
%InSharedLn												
Prop LTs		0.000						0.000				
Prop RTs	0.000						0.115					
Peds Bikes				100			100		0			
Buses	0	0						0				
%InProtPhase												

Duration 0.25 Area Type: All other areas

OPERATING PARAMETERS

	Eastbound			Westbound			Northbound			Southbound		
	L	T	R	L	T	R	L	T	R	L	T	R
Init Unmet	0.0	0.0						0.0				
Arriv. Type	3	3						4				
Unit Ext.	3.0	3.0						3.0				
I Factor		1.000						1.000				
Lost Time	2.0	2.0						2.0				
Ext of g	2.0	2.0						2.0				
Ped Min g					3.9			3.9				

HCS2000: Signalized Intersections Release 4.1f

Analyst: C
Agency: Ethan C. Eldon Associates, Inc
Date: 4/9/2007
Period: Midday Peak
Project ID: Existing Condition Midday Peak (1:00-2:00 PM)
E/W St: 70th Street

Inter.: 1st Ave/70th St
Area Type: All other areas
Jurisd:
Year : 2007
N/S St: 1st Avenue

SIGNALIZED INTERSECTION SUMMARY

	Eastbound			Westbound			Northbound			Southbound		
	L	T	R	L	T	R	L	T	R	L	T	R
No. Lanes	1	1	0	0	0	0	0	5	0	0	0	0
LGConfig	L	T						TR				
Volume	149	175						1768	128			
Lane Width	10.0	10.0						10.0				
RTOR Vol									0			

Duration 0.25 Area Type: All other areas

Signal Operations

Phase Combination	1	2	3	4		5	6	7	8
EB Left	P				NB Left				
Thru	P				Thru	P			
Right					Right	P			
Peds	X				Peds	X			
WB Left					SB Left				
Thru					Thru				
Right					Right				
Peds	X				Peds	X			
NB Right					EB Right				
SB Right					WB Right				
Green	31.0					49.0			
Yellow	3.0					3.0			
All Red	2.0					2.0			

Cycle Length: 90.0 secs

Intersection Performance Summary

Appr/ Lane Grp	Lane Group Capacity	Adj Sat Flow Rate (s)	Ratios v/c	Ratios g/C	Lane Group Delay	Lane Group LOS	Approach Delay	Approach LOS
Eastbound								
L	482	1398	0.32	0.34	23.5	C		
T	444	1290	0.41	0.34	25.2	C	24.4	C
Westbound								
Northbound								
TR	3816	7009	0.51	0.54	9.4	A	9.4	A
Southbound								

Intersection Delay = 11.6 (sec/veh) Intersection LOS = B

HCS2000: Signalized Intersections Release 4.1f

C
Ethan C. Eldon Associates, Inc.
50 Charles Lindbergh Boulevard
Suite 400
Uniondale, NY 11553
Phone: 516-229-2325 Fax: 516-229-2355
E-Mail: eldon@ecenters.com

OPERATIONAL ANALYSIS

Analyst: C
Agency/Co.: Ethan C. Eldon Associates, Inc
Date Performed: 4/9/2007
Analysis Time Period: Midday Peak
Intersection: 1st Ave/70th St
Area Type: All other areas
Jurisdiction:
Analysis Year: 2007
Project ID: Existing Condition Midday Peak (1:00-2:00 PM)
E/W St: 70th Street N/S St: 1st Avenue

VOLUME DATA

	Eastbound			Westbound			Northbound			Southbound		
	L	T	R	L	T	R	L	T	R	L	T	R
Volume	149	175						1768	128			
% Heavy Veh	10	10						13	13			
PHF	0.97	0.97						0.98	0.98			
PK 15 Vol	38	45						451	33			
Hi Ln Vol												
% Grade		0						0				
Ideal Sat	1900	1900						1900				
ParkExist			X	X		X						
NumPark			20									
No. Lanes	1	1	0	0	0	0	0	5	0	0	0	0
LGConfig	L	T						TR				
Lane Width	10.0	10.0						10.0				
RTOR Vol									0			
Adj Flow	154	180						1935				
%InSharedLn												
Prop LTs		0.000						0.000				
Prop RTs	0.000						0.068					
Peds Bikes				100			100		0			
Buses	0	0						0				
%InProtPhase												

Duration 0.25 Area Type: All other areas

OPERATING PARAMETERS

	Eastbound			Westbound			Northbound			Southbound		
	L	T	R	L	T	R	L	T	R	L	T	R
Init Unmet	0.0	0.0						0.0				
Arriv. Type	3	3						4				
Unit Ext.	3.0	3.0						3.0				
I Factor		1.000						1.000				
Lost Time	2.0	2.0						2.0				
Ext of g	2.0	2.0						2.0				
Ped Min g					3.9			3.9				

HCS2000: Signalized Intersections Release 4.1f

Analyst: C
Agency: Ethan C. Eldon Associates, Inc
Date: 4/9/2007
Period: PM Peak
Project ID: Existing Condition PM Peak (5:00-6:00 PM)
E/W St: 70th Street

Inter.: 1st Ave/70th St
Area Type: All other areas
Jurisd:
Year : 2007
N/S St: 1st Avenue

SIGNALIZED INTERSECTION SUMMARY

	Eastbound			Westbound			Northbound			Southbound		
	L	T	R	L	T	R	L	T	R	L	T	R
No. Lanes	1	1	0	0	0	0	0	5	0	0	0	0
LGConfig	L	T						TR				
Volume	109	160						2373	157			
Lane Width	10.0	10.0						10.0				
RTOR Vol									0			

Duration 0.25 Area Type: All other areas

Signal Operations

Phase Combination	1	2	3	4	5	6	7	8
EB Left	P				NB Left			
Thru	P				Thru	P		
Right					Right	P		
Peds	X				Peds	X		
WB Left					SB Left			
Thru					Thru			
Right					Right			
Peds	X				Peds	X		
NB Right					EB Right			
SB Right					WB Right			
Green	31.0					49.0		
Yellow	3.0					3.0		
All Red	2.0					2.0		

Cycle Length: 90.0 secs

Intersection Performance Summary

Appr/ Lane Grp	Lane Group Capacity	Adj Sat Flow Rate (s)	Ratios v/c	Ratios g/C	Lane Group Delay	Lane Group LOS	Approach Delay	Approach LOS
Eastbound								
L	519	1508	0.23	0.34	22.0	C		
T	479	1391	0.36	0.34	24.2	C	23.3	C
Westbound								
Northbound								
TR	4112	7553	0.63	0.54	10.6	B	10.6	B
Southbound								

Intersection Delay = 11.8 (sec/veh) Intersection LOS = B

HCS2000: Signalized Intersections Release 4.1f

C
Ethan C. Eldon Associates, Inc.
50 Charles Lindbergh Boulevard
Suite 400
Uniondale, NY 11553
Phone: 516-229-2325 Fax: 516-229-2355
E-Mail: eldon@ecenters.com

OPERATIONAL ANALYSIS

Analyst: C
Agency/Co.: Ethan C. Eldon Associates, Inc
Date Performed: 4/9/2007
Analysis Time Period: PM Peak
Intersection: 1st Ave/70th St
Area Type: All other areas
Jurisdiction:
Analysis Year: 2007
Project ID: Existing Condition PM Peak (5:00-6:00 PM)
E/W St: 70th Street N/S St: 1st Avenue

VOLUME DATA

	Eastbound			Westbound			Northbound			Southbound		
	L	T	R	L	T	R	L	T	R	L	T	R
Volume	109	160						2373	157			
% Heavy Veh	2	2						5	5			
PHF	0.92	0.92						0.98	0.98			
PK 15 Vol	30	43						605	40			
Hi Ln Vol												
% Grade		0						0				
Ideal Sat	1900	1900						1900				
ParkExist			X	X		X						
NumPark			20									
No. Lanes	1	1	0	0	0	0	0	5	0	0	0	0
LGConfig	L	T						TR				
Lane Width	10.0	10.0						10.0				
RTOR Vol									0			
Adj Flow	118	174						2581				
%InSharedLn												
Prop LTs		0.000						0.000				
Prop RTs	0.000						0.062					
Peds Bikes				100			100	0				
Buses	0	0						0				
%InProtPhase												

Duration 0.25 Area Type: All other areas

OPERATING PARAMETERS

	Eastbound			Westbound			Northbound			Southbound		
	L	T	R	L	T	R	L	T	R	L	T	R
Init Unmet	0.0	0.0						0.0				
Arriv. Type	3	3						4				
Unit Ext.	3.0	3.0						3.0				
I Factor		1.000						1.000				
Lost Time	2.0	2.0						2.0				
Ext of g	2.0	2.0						2.0				
Ped Min g					3.9			3.9				

HCS2000: Signalized Intersections Release 4.1f

Analyst: C
Agency: Ethan C. Eldon Associates, Inc
Date: 4/10/2007
Period: AM Peak
Project ID: Existing Condition AM Peak (7:30-8:30 AM)
E/W St: East 73rd Street

Inter.: York Ave/E 73rd St
Area Type: All other areas
Jurisd:
Year : 2007
N/S St: York Avenue

SIGNALIZED INTERSECTION SUMMARY

	Eastbound			Westbound			Northbound			Southbound		
	L	T	R	L	T	R	L	T	R	L	T	R
No. Lanes	0	0	0	0	2	0	0	2	0	0	2	0
LGConfig					LTR			LTR		DefL	TR	
Volume				1	9	14	38	831	244	202	525	74
Lane Width					10.0			10.0		10.0	10.0	
RTOR Vol						0			0			0

Duration 0.25 Area Type: All other areas

Signal Operations

Phase Combination		1	2	3	4			5	6	7	8
EB	Left					NB	Left		P		
	Thru						Thru		P		
	Right						Right		P		
	Peds		X				Peds		X		
WB	Left		P			SB	Left	P	P		
	Thru		P				Thru	P	P		
	Right		P				Right	P	P		
	Peds		X				Peds	X	X		
NB	Right					EB	Right				
SB	Right					WB	Right				
Green			34.0						10.0	61.0	
Yellow			3.0						3.0	3.0	
All Red			2.0						2.0	2.0	

Cycle Length: 120.0 secs

Intersection Performance Summary

Appr/ Lane Grp	Lane Group Capacity	Adj Sat Flow Rate (s)	Ratios v/c	Ratios g/C	Lane Group Delay	Lane Group LOS	Approach Delay	Approach LOS
Eastbound								
Westbound								
LTR	766	2702	0.03	0.28	31.2	C	31.2	C
Northbound								
LTR	1273	2504	0.91	0.51	31.7	C	31.7	C
Southbound								
DefL	283	1626	0.77	0.63	32.1	C		
TR	796	1257	0.81	0.63	16.8	B	20.7	C

Intersection Delay = 27.0 (sec/veh) Intersection LOS = C

HCS2000: Signalized Intersections Release 4.1f

C
Ethan C. Eldon Associates, Inc.
50 Charles Lindbergh Boulevard
Suite 400
Uniondale, NY 11553
Phone: 516-229-2325 Fax: 516-229-2355
E-Mail: eldon@ecenters.com

OPERATIONAL ANALYSIS

Analyst: C
Agency/Co.: Ethan C. Eldon Associates, Inc
Date Performed: 4/10/2007
Analysis Time Period: AM Peak
Intersection: York Ave/E 73rd St
Area Type: All other areas
Jurisdiction:
Analysis Year: 2007
Project ID: Existing Condition AM Peak (7:30-8:30 AM)
E/W St: East 73rd Street N/S St: York Avenue

VOLUME DATA

	Eastbound			Westbound			Northbound			Southbound		
	L	T	R	L	T	R	L	T	R	L	T	R
Volume				1	9	14	38	831	244	202	525	74
% Heavy Veh				7	7	7	4	4	4	2	11	4
PHF				0.91	0.91	0.91	0.96	0.96	0.96	0.93	0.93	0.93
PK 15 Vol				1	3	4	10	216	64	54	141	20
Hi Ln Vol												
% Grade					0			0			0	
Ideal Sat					1900			1900		1900	1900	
ParkExist	X		X						X			X
NumPark									20			20
No. Lanes	0	0	0	0	2	0	0	2	0	0	2	0
LGConfig					LTR			LTR		DefL	TR	
Lane Width					10.0			10.0		10.0	10.0	
RTOR Vol						0			0			0
Adj Flow					26			1160		217	645	
%InSharedLn												
Prop LTs					0.038			0.034		1.000	0.000	
Prop RTs					0.577			0.219			0.124	
Peds Bikes	100				100	0		100	0		100	0
Buses					0			0		0	0	
%InProtPhase											0.0	

Duration 0.25 Area Type: All other areas

OPERATING PARAMETERS

	Eastbound			Westbound			Northbound			Southbound		
	L	T	R	L	T	R	L	T	R	L	T	R
Init Unmet					0.0			0.0		0.0	0.0	
Arriv. Type					3			4		4	4	
Unit Ext.					3.0			3.0		3.0	3.0	
I Factor					1.000			1.000			1.000	
Lost Time					2.0			2.0		2.0	2.0	
Ext of g					2.0			2.0		2.0	2.0	
Ped Min g		4.1			4.1			4.1			4.1	

HCS2000: Signalized Intersections Release 4.1f

Analyst: C
Agency: Ethan C. Eldon Associates, Inc
Date: 4/10/2007
Period: Midday Peak
Project ID: Existing Condition Midday Peak (1:00-2:00 PM)
E/W St: East 73rd Street

Inter.: York Ave/E 73rd St
Area Type: All other areas
Jurisd:
Year : 2007
N/S St: York Avenue

SIGNALIZED INTERSECTION SUMMARY

	Eastbound			Westbound			Northbound			Southbound		
	L	T	R	L	T	R	L	T	R	L	T	R
No. Lanes	0	0	0	0	2	0	0	2	0	0	2	0
LGConfig					LTR			LTR			LTR	
Volume				2	6	18	44	737	146	107	575	77
Lane Width					10.0			10.0			10.0	
RTOR Vol						0			0			0

Duration 0.25 Area Type: All other areas

Signal Operations

Phase Combination	1	2	3	4	5	6	7	8
EB Left					NB Left	P		
Thru					Thru	P		
Right					Right	P		
Peds		X			Peds	X		
WB Left		P			SB Left	P	P	
Thru		P			Thru	P	P	
Right		P			Right	P	P	
Peds		X			Peds	X	X	
NB Right					EB Right			
SB Right					WB Right			
Green		34.0				10.0	61.0	
Yellow		3.0				3.0	3.0	
All Red		2.0				2.0	2.0	

Cycle Length: 120.0 secs

Intersection Performance Summary

Appr/ Lane Grp	Lane Group Capacity	Adj Sat Flow Rate (s)	Ratios v/c	Ratios g/C	Lane Group Delay	Lane Group LOS	Approach Delay	Approach LOS
Eastbound								
Westbound								
LTR	712	2513	0.04	0.28	31.3	C	31.3	C
Northbound								
LTR	1222	2404	0.81	0.51	24.3	C	24.3	C
Southbound								
LTR	1112	2761	0.71	0.63	11.0	B	11.0	B

Intersection Delay = 18.6 (sec/veh) Intersection LOS = B

HCS2000: Signalized Intersections Release 4.1f

C
Ethan C. Eldon Associates, Inc.
50 Charles Lindbergh Boulevard
Suite 400
Uniondale, NY 11553
Phone: 516-229-2325 Fax: 516-229-2355
E-Mail: eldon@ecenters.com

OPERATIONAL ANALYSIS

Analyst:	C
Agency/Co.:	Ethan C. Eldon Associates, Inc
Date Performed:	4/10/2007
Analysis Time Period:	Midday Peak
Intersection:	York Ave/E 73rd St
Area Type:	All other areas
Jurisdiction:	
Analysis Year:	2007

Project ID: Existing Condition Midday Peak (1:00-2:00 PM)
E/W St: East 73rd Street N/S St: York Avenue

VOLUME DATA

	Eastbound			Westbound			Northbound			Southbound		
	L	T	R	L	T	R	L	T	R	L	T	R
Volume				2	6	18	44	737	146	107	575	77
% Heavy Veh				11	11	11	5	5	5	3	8	3
PHF				0.86	0.86	0.86	0.94	0.94	0.94	0.96	0.96	0.96
PK 15 Vol				1	2	5	12	196	39	28	150	20
Hi Ln Vol												
% Grade					0			0			0	
Ideal Sat					1900			1900			1900	
ParkExist	X		X						X			X
NumPark									20			20
No. Lanes	0	0	0	0	2	0	0	2	0	0	2	0
LGConfig					LTR			LTR			LTR	
Lane Width					10.0			10.0			10.0	
RTOR Vol						0			0			0
Adj Flow					30			986			790	
%InSharedLn												
Prop LTs					0.067			0.048			0.141	
Prop RTs					0.700			0.157			0.101	
Peds Bikes	100			100		0	100		0	100		0
Buses					0			0			0	
%InProtPhase										0.0		

Duration 0.25 Area Type: All other areas

OPERATING PARAMETERS

	Eastbound			Westbound			Northbound			Southbound		
	L	T	R	L	T	R	L	T	R	L	T	R
Init Unmet					0.0			0.0			0.0	
Arriv. Type					3			4			4	
Unit Ext.					3.0			3.0			3.0	
I Factor					1.000			1.000			1.000	
Lost Time					2.0			2.0			2.0	
Ext of g					2.0			2.0			2.0	
Ped Min g		4.1			4.1			4.1			4.1	

HCS2000: Signalized Intersections Release 4.1f

Analyst: C
Agency: Ethan C. Eldon Associates, Inc
Date: 4/10/2007
Period: PM Peak
Project ID: Existing Condition PM Peak (5:00-6:00 PM)
E/W St: East 73rd Street

Inter.: York Ave/E 73rd St
Area Type: All other areas
Jurisd:
Year : 2007
N/S St: York Avenue

SIGNALIZED INTERSECTION SUMMARY

	Eastbound			Westbound			Northbound			Southbound		
	L	T	R	L	T	R	L	T	R	L	T	R
No. Lanes	0	0	0	0	2	0	0	2	0	0	2	0
LGConfig					LTR			LTR			LTR	
Volume				2	18	21	31	679	202	160	623	58
Lane Width					10.0			10.0			10.0	
RTOR Vol						0			0			0

Duration 0.25 Area Type: All other areas

Signal Operations

Phase Combination	1	2	3	4		5	6	7	8
EB Left					NB Left		P		
Thru					Thru		P		
Right					Right		P		
Peds		X			Peds		X		
WB Left		P			SB Left	P	P		
Thru		P			Thru	P	P		
Right		P			Right	P	P		
Peds		X			Peds	X	X		
NB Right					EB Right				
SB Right					WB Right				
Green		34.0				10.0	61.0		
Yellow		3.0				3.0	3.0		
All Red		2.0				2.0	2.0		

Cycle Length: 120.0 secs

Intersection Performance Summary

Appr/ Lane Grp	Lane Group Capacity	Adj Sat Flow Rate (s)	Ratios v/c	Ratios g/C	Lane Group Delay	Lane Group LOS	Approach Delay	Approach LOS
Eastbound								
Westbound								
LTR	802	2830	0.06	0.28	31.4	C	31.4	C
Northbound								
LTR	1264	2487	0.78	0.51	22.7	C	22.7	C
Southbound								
LTR	1119	2861	0.77	0.63	13.0	B	13.0	B

Intersection Delay = 18.5 (sec/veh) Intersection LOS = B

HCS2000: Signalized Intersections Release 4.1f

C
Ethan C. Eldon Associates, Inc.
50 Charles Lindbergh Boulevard
Suite 400
Uniondale, NY 11553
Phone: 516-229-2325 Fax: 516-229-2355
E-Mail: eldon@ecenters.com

OPERATIONAL ANALYSIS

Analyst:	C
Agency/Co.:	Ethan C. Eldon Associates, Inc
Date Performed:	4/10/2007
Analysis Time Period:	PM Peak
Intersection:	York Ave/E 73rd St
Area Type:	All other areas
Jurisdiction:	
Analysis Year:	2007

Project ID: Existing Condition PM Peak (5:00-6:00 PM)
E/W St: East 73rd Street N/S St: York Avenue

VOLUME DATA

	Eastbound			Westbound			Northbound			Southbound		
	L	T	R	L	T	R	L	T	R	L	T	R
Volume				2	18	21	31	679	202	160	623	58
% Heavy Veh				4	4	4	3	3	3	1	4	3
PHF				0.90	0.90	0.90	0.93	0.93	0.93	0.97	0.97	0.97
PK 15 Vol				1	5	6	8	183	54	41	161	15
Hi Ln Vol												
% Grade					0			0			0	
Ideal Sat					1900			1900			1900	
ParkExist	X		X						X			X
NumPark									20			20
No. Lanes	0	0	0	0	2	0	0	2	0	0	2	0
LGConfig					LTR			LTR			LTR	
Lane Width					10.0			10.0			10.0	
RTOR Vol						0			0			0
Adj Flow					45			980			867	
%InSharedLn												
Prop LTs					0.044			0.034			0.190	
Prop RTs					0.511			0.221			0.069	
Peds Bikes	100			100	0		100	0		100	0	
Buses					0			0			0	
%InProtPhase										0.0		

Duration 0.25 Area Type: All other areas

OPERATING PARAMETERS

	Eastbound			Westbound			Northbound			Southbound		
	L	T	R	L	T	R	L	T	R	L	T	R
Init Unmet					0.0			0.0			0.0	
Arriv. Type					3			4			4	
Unit Ext.					3.0			3.0			3.0	
I Factor					1.000			1.000			1.000	
Lost Time					2.0			2.0			2.0	
Ext of g					2.0			2.0			2.0	
Ped Min g		4.1			4.1			4.1			4.1	

HCS2000: Signalized Intersections Release 4.1f

Analyst: C
Agency: Ethan C. Eldon Associates, Inc
Date: 4/10/2007
Period: AM Peak
Project ID: Existing Condition AM Peak (7:30-8:30 AM)
E/W St: East 72nd Street

Inter.: York Ave/E 72nd St
Area Type: All other areas
Jurisd:
Year : 2007
N/S St: York Avenue

SIGNALIZED INTERSECTION SUMMARY

	Eastbound			Westbound			Northbound			Southbound		
	L	T	R	L	T	R	L	T	R	L	T	R
No. Lanes	0	2	1	0	1	0	0	2	0	0	2	0
LGConfig	DefL	T	R		LTR			LTR			LTR	
Volume	208	60	147	20	66	50	118	855	64	16	392	118
Lane Width	9.0	9.0	9.0		12.0			10.0			10.0	
RTOR Vol			0			0			0			0

Duration 0.25 Area Type: All other areas

Signal Operations

Phase Combination	1	2	3	4		5	6	7	8
EB Left	P				NB Left	P			
Thru	P				Thru	P			
Right	P				Right	P			
Peds	X				Peds	X			
WB Left	P				SB Left	P			
Thru	P				Thru	P			
Right	P				Right	P			
Peds	X				Peds	X			
NB Right					EB Right				
SB Right					WB Right				
Green	43.0					67.0			
Yellow	3.0					3.0			
All Red	2.0					2.0			

Cycle Length: 120.0 secs

Intersection Performance Summary

Appr/ Lane Grp	Lane Group Capacity	Adj Sat Flow Rate (s)	Ratios v/c	Ratios g/C	Lane Group Delay	Lane Group LOS	Approach Delay	Approach LOS
Eastbound								
DefL	328	916	0.70	0.36	44.6	D		
T	589	1644	0.11	0.36	26.1	C	37.9	D
R	369	1031	0.44	0.36	33.1	C		
Westbound								
LTR	468	1307	0.33	0.36	29.9	C	29.9	C
Northbound								
LTR	1283	2298	0.83	0.56	21.0	C	21.0	C
Southbound								
LTR	1319	2363	0.46	0.56	11.6	B	11.6	B

Intersection Delay = 22.5 (sec/veh) Intersection LOS = C

HCS2000: Signalized Intersections Release 4.1f

C
Ethan C. Eldon Associates, Inc.
50 Charles Lindbergh Boulevard
Suite 400
Uniondale, NY 11553
Phone: 516-229-2325 Fax: 516-229-2355
E-Mail: eldon@ecenters.com

OPERATIONAL ANALYSIS

Analyst:	C
Agency/Co.:	Ethan C. Eldon Associates, Inc
Date Performed:	4/10/2007
Analysis Time Period:	AM Peak
Intersection:	York Ave/E 72nd St
Area Type:	All other areas
Jurisdiction:	
Analysis Year:	2007

Project ID: Existing Condition AM Peak (7:30-8:30 AM)
E/W St: East 72nd Street N/S St: York Avenue

VOLUME DATA

	Eastbound			Westbound			Northbound			Southbound		
	L	T	R	L	T	R	L	T	R	L	T	R
Volume	208	60	147	20	66	50	118	855	64	16	392	118
% Heavy Veh	5	4	24	3	3	3	4	4	4	10	10	10
PHF	0.91	0.91	0.91	0.88	0.88	0.88	0.97	0.97	0.97	0.87	0.87	0.87
PK 15 Vol	57	16	40	6	19	14	30	220	16	5	113	34
Hi Ln Vol												
% Grade		0			-3			0			0	
Ideal Sat	1900	1900	1900		1900			1900			1900	
ParkExist						X			X			X
NumPark						20			20			20
No. Lanes		0 2	1		0 1	0		0 2	0		0 2	0
LGConfig		DefL T	R		LTR			LTR			LTR	
Lane Width	9.0	9.0	9.0		12.0			10.0			10.0	
RTOR Vol			0			0			0			0
Adj Flow	229	66	162		155			1069			605	
%InSharedLn												
Prop LTs	1.000	0.000			0.148			0.114			0.030	
Prop RTs		0.000	1.000		0.368			0.062			0.225	
Peds Bikes		100	0		100	0		100	0		100	0
Buses	0	0	10		0			0			0	
%InProtPhase												

Duration 0.25 Area Type: All other areas

OPERATING PARAMETERS

	Eastbound			Westbound			Northbound			Southbound		
	L	T	R	L	T	R	L	T	R	L	T	R
Init Unmet	0.0	0.0	0.0		0.0			0.0			0.0	
Arriv. Type	3	3	3		3			4			4	
Unit Ext.	3.0	3.0	3.0		3.0			3.0			3.0	
I Factor		1.000			1.000			1.000			1.000	
Lost Time	2.0	2.0	2.0		2.0			2.0			2.0	
Ext of g	2.0	2.0	2.0		2.0			2.0			2.0	
Ped Min g		4.1			4.1			4.1			4.1	

HCS2000: Signalized Intersections Release 4.1f

Analyst: C
Agency: Ethan C. Eldon Associates, Inc
Date: 4/10/2007
Period: Midday Peak
Project ID: Existing Condition Midday Peak (1:00-2:00 PM)
E/W St: East 72nd Street

Inter.: York Ave/E 72nd St
Area Type: All other areas
Jurisd:
Year : 2007
N/S St: York Avenue

SIGNALIZED INTERSECTION SUMMARY

	Eastbound			Westbound			Northbound			Southbound		
	L	T	R	L	T	R	L	T	R	L	T	R
No. Lanes	0	2	1	0	1	0	0	2	0	0	2	0
LGConfig	DefL	T	R	LTR			LTR			LTR		
Volume	207	64	155	36	68	59	107	661	63	22	442	113
Lane Width	9.0	9.0	9.0	12.0			10.0			10.0		
RTOR Vol			0			0			0			0

Duration 0.25 Area Type: All other areas

Signal Operations

Phase Combination		1	2	3	4			5	6	7	8
EB	Left	P				NB	Left	P			
	Thru	P					Thru	P			
	Right	P					Right	P			
	Peds	X					Peds	X			
WB	Left	P				SB	Left	P			
	Thru	P					Thru	P			
	Right	P					Right	P			
	Peds	X					Peds	X			
NB	Right					EB	Right				
SB	Right					WB	Right				
Green		43.0						67.0			
Yellow		3.0						3.0			
All Red		2.0						2.0			

Cycle Length: 120.0 secs

Intersection Performance Summary

Appr/ Lane Grp	Lane Group Capacity	Adj Sat Flow Rate (s)	Ratios v/c	Ratios g/C	Lane Group Delay	Lane Group LOS	Approach Delay	Approach LOS
Eastbound								
DefL	317	884	0.72	0.36	46.2	D		
T	562	1569	0.12	0.36	26.3	C	38.0	D
R	420	1173	0.40	0.36	31.8	C		
Westbound								
LTR	438	1222	0.39	0.36	31.3	C	31.3	C
Northbound								
LTR	1279	2291	0.66	0.56	15.1	B	15.1	B
Southbound								
LTR	1348	2415	0.45	0.56	11.5	B	11.5	B

Intersection Delay = 20.5 (sec/veh) Intersection LOS = C

HCS2000: Signalized Intersections Release 4.1f

C
Ethan C. Eldon Associates, Inc.
50 Charles Lindbergh Boulevard
Suite 400
Uniondale, NY 11553
Phone: 516-229-2325 Fax: 516-229-2355
E-Mail: eldon@ecenters.com

OPERATIONAL ANALYSIS

Analyst:	C
Agency/Co.:	Ethan C. Eldon Associates, Inc
Date Performed:	4/10/2007
Analysis Time Period:	Midday Peak
Intersection:	York Ave/E 72nd St
Area Type:	All other areas
Jurisdiction:	
Analysis Year:	2007

Project ID: Existing Condition Midday Peak (1:00-2:00 PM)
E/W St: East 72nd Street N/S St: York Avenue

VOLUME DATA

	Eastbound			Westbound			Northbound			Southbound		
	L	T	R	L	T	R	L	T	R	L	T	R
Volume	207	64	155	36	68	59	107	661	63	22	442	113
% Heavy Veh	9	9	9	6	6	6	4	4	4	8	8	8
PHF	0.91	0.91	0.91	0.96	0.96	0.96	0.98	0.98	0.98	0.94	0.94	0.94
PK 15 Vol	57	18	43	9	18	15	27	169	16	6	118	30
Hi Ln Vol												
% Grade		0			-3			0			0	
Ideal Sat	1900	1900	1900		1900			1900			1900	
ParkExist						X			X			X
NumPark						20			20			20
No. Lanes		0 2	1		0 1	0		0 2	0		0 2	0
LGConfig		DefL T	R		LTR			LTR			LTR	
Lane Width	9.0	9.0	9.0		12.0			10.0			10.0	
RTOR Vol			0			0			0			0
Adj Flow	227	70	170		170			847			613	
%InSharedLn												
Prop LTs	1.000	0.000			0.224			0.129			0.038	
Prop RTs		0.000	1.000		0.359			0.076			0.196	
Peds Bikes		100	0		100	0		100	0		100	0
Buses	0	0	10		0			0			0	
%InProtPhase												
Duration	0.25			Area Type: All other areas								

OPERATING PARAMETERS

	Eastbound			Westbound			Northbound			Southbound		
	L	T	R	L	T	R	L	T	R	L	T	R
Init Unmet	0.0	0.0	0.0		0.0			0.0			0.0	
Arriv. Type	3	3	3		3			4			4	
Unit Ext.	3.0	3.0	3.0		3.0			3.0			3.0	
I Factor		1.000			1.000			1.000			1.000	
Lost Time	2.0	2.0	2.0		2.0			2.0			2.0	
Ext of g	2.0	2.0	2.0		2.0			2.0			2.0	
Ped Min g		4.1			4.1			4.1			4.1	

HCS2000: Signalized Intersections Release 4.1f

Analyst: C
Agency: Ethan C. Eldon Associates, Inc
Date: 4/10/2007
Period: PM Peak
Project ID: Existing Condition PM Peak (5:00-6:00 PM)
E/W St: East 72nd Street

Inter.: York Ave/E 72nd St
Area Type: All other areas
Jurisd:
Year : 2007
N/S St: York Avenue

SIGNALIZED INTERSECTION SUMMARY

	Eastbound			Westbound			Northbound			Southbound		
	L	T	R	L	T	R	L	T	R	L	T	R
No. Lanes	0	2	1	0	1	0	0	2	0	0	2	0
LGConfig	DefL	T	R		LTR			LTR			LTR	
Volume	192	56	137	25	70	40	79	680	28	20	530	75
Lane Width	9.0	9.0	9.0		12.0			10.0			10.0	
RTOR Vol			0			0			0			0

Duration 0.25 Area Type: All other areas

Signal Operations

Phase Combination	1	2	3	4	5	6	7	8
EB Left	P				NB Left	P		
Thru	P				Thru	P		
Right	P				Right	P		
Peds	X				Peds	X		
WB Left	P				SB Left	P		
Thru	P				Thru	P		
Right	P				Right	P		
Peds	X				Peds	X		
NB Right					EB Right			
SB Right					WB Right			
Green	43.0					67.0		
Yellow	3.0					3.0		
All Red	2.0					2.0		

Cycle Length: 120.0 secs

Intersection Performance Summary

Appr/ Lane Grp	Lane Group Capacity	Adj Sat Flow Rate (s)	Ratios v/c	Ratios g/C	Lane Group Delay	Lane Group LOS	Approach Delay	Approach LOS
Eastbound								
DefL	344	959	0.59	0.36	38.5	D		
T	573	1598	0.10	0.36	26.0	C	33.7	C
R	428	1195	0.34	0.36	30.2	C		
Westbound								
LTR	479	1336	0.30	0.36	29.2	C	29.2	C
Northbound								
LTR	1141	2043	0.73	0.56	17.4	B	17.4	B
Southbound								
LTR	1414	2533	0.46	0.56	11.6	B	11.6	B

Intersection Delay = 19.6 (sec/veh) Intersection LOS = B

HCS2000: Signalized Intersections Release 4.1f

C
Ethan C. Eldon Associates, Inc.
50 Charles Lindbergh Boulevard
Suite 400
Uniondale, NY 11553
Phone: 516-229-2325 Fax: 516-229-2355
E-Mail: eldon@ecenters.com

OPERATIONAL ANALYSIS

Analyst:	C
Agency/Co.:	Ethan C. Eldon Associates, Inc
Date Performed:	4/10/2007
Analysis Time Period:	PM Peak
Intersection:	York Ave/E 72nd St
Area Type:	All other areas
Jurisdiction:	
Analysis Year:	2007

Project ID: Existing Condition PM Peak (5:00-6:00 PM)
E/W St: East 72nd Street N/S St: York Avenue

VOLUME DATA

	Eastbound			Westbound			Northbound			Southbound		
	L	T	R	L	T	R	L	T	R	L	T	R
Volume	192	56	137	25	70	40	79	680	28	20	530	75
% Heavy Veh	7	7	7	1	1	1	3	3	3	6	6	6
PHF	0.95	0.95	0.95	0.95	0.95	0.95	0.94	0.94	0.94	0.96	0.96	0.96
PK 15 Vol	51	15	36	7	18	11	21	181	7	5	138	20
Hi Ln Vol												
% Grade		0			-3			0			0	
Ideal Sat	1900	1900	1900		1900			1900			1900	
ParkExist						X			X			X
NumPark						20			20			20
No. Lanes	0	2	1	0	1	0	0	2	0	0	2	0
LGConfig	DefL	T	R		LTR			LTR			LTR	
Lane Width	9.0	9.0	9.0		12.0			10.0			10.0	
RTOR Vol			0			0			0			0
Adj Flow	202	59	144		142			837			651	
%InSharedLn												
Prop LTs	1.000	0.000			0.183			0.100			0.032	
Prop RTs		0.000	1.000		0.296			0.036			0.120	
Peds		100			100			100			100	
Bikes		0			0			0			0	
Buses	0	0	10		0			0			0	
%InProtPhase												

Duration 0.25 Area Type: All other areas

OPERATING PARAMETERS

	Eastbound			Westbound			Northbound			Southbound		
	L	T	R	L	T	R	L	T	R	L	T	R
Init Unmet	0.0	0.0	0.0		0.0			0.0			0.0	
Arriv. Type	3	3	3		3			4			4	
Unit Ext.	3.0	3.0	3.0		3.0			3.0			3.0	
I Factor		1.000			1.000			1.000			1.000	
Lost Time	2.0	2.0	2.0		2.0			2.0			2.0	
Ext of g	2.0	2.0	2.0		2.0			2.0			2.0	
Ped Min g		4.1			4.1			4.1			4.1	

HCS2000: Signalized Intersections Release 4.1f

Analyst: C
Agency: Ethan C. Eldon Associates, Inc
Date: 4/10/2007
Period: AM Peak
Project ID: Existing Condition AM Peak (7:30-8:30 AM)
E/W St: East 71st Street

Inter.: York Ave/E 71st St
Area Type: All other areas
Jurisd:
Year : 2007
N/S St: York Avenue

SIGNALIZED INTERSECTION SUMMARY

	Eastbound			Westbound			Northbound			Southbound		
	L	T	R	L	T	R	L	T	R	L	T	R
No. Lanes	0	0	0	0	2	0	0	2	1	0	2	0
LGConfig					LTR			LT	R		LTR	
Volume				202	141	144	57	893	2	3	490	66
Lane Width					10.0			10.0	10.0		10.0	
RTOR Vol						0			0			0

Duration 0.25 Area Type: All other areas

Signal Operations

Phase Combination	1	2	3	4	5	6	7	8
EB Left					NB Left	P		
Thru					Thru	P		
Right					Right	P		
Peds		X			Peds	X		
WB Left		P			SB Left	P		
Thru		P			Thru	P		
Right		P			Right	P		
Peds		X			Peds	X		
NB Right					EB Right			
SB Right					WB Right			
Green		49.0				61.0		
Yellow		3.0				3.0		
All Red		2.0				2.0		

Cycle Length: 120.0 secs

Intersection Performance Summary

Appr/ Lane Grp	Lane Group Capacity	Adj Sat Flow Rate (s)	Ratios v/c	Ratios g/C	Lane Group Delay	Lane Group LOS	Approach Delay	Approach LOS
Eastbound								
Westbound								
LTR	1134	2778	0.49	0.41	27.7	C	27.7	C
Northbound								
LT	1408	2770	0.73	0.51	20.9	C	20.8	C
R	453	891	0.00	0.51	11.0	B		
Southbound								
LTR	1210	2381	0.51	0.51	16.3	B	16.3	B

Intersection Delay = 21.3 (sec/veh) Intersection LOS = C

HCS2000: Signalized Intersections Release 4.1f

C
Ethan C. Eldon Associates, Inc.
50 Charles Lindbergh Boulevard
Suite 400
Uniondale, NY 11553
Phone: 516-229-2325 Fax: 516-229-2355
E-Mail: eldon@ecenters.com

OPERATIONAL ANALYSIS

Analyst:	C
Agency/Co.:	Ethan C. Eldon Associates, Inc
Date Performed:	4/10/2007
Analysis Time Period:	AM Peak
Intersection:	York Ave/E 71st St
Area Type:	All other areas
Jurisdiction:	
Analysis Year:	2007

Project ID: Existing Condition AM Peak (7:30-8:30 AM)
E/W St: East 71st Street N/S St: York Avenue

VOLUME DATA

	Eastbound			Westbound			Northbound			Southbound		
	L	T	R	L	T	R	L	T	R	L	T	R
Volume				202	141	144	57	893	2	3	490	66
% Heavy Veh				4	4	4	4	4	4	15	15	15
PHF				0.88	0.88	0.88	0.92	0.92	0.92	0.90	0.90	0.90
PK 15 Vol				57	40	41	15	243	1	1	136	18
Hi Ln Vol												
% Grade					0			0			0	
Ideal Sat					1900			1900	1900		1900	
ParkExist	X		X									X
NumPark												20
No. Lanes	0	0	0	0	2	0	0	2	1	0	2	0
LGConfig					LTR			LT	R		LTR	
Lane Width					10.0			10.0	10.0		10.0	
RTOR Vol						0			0			0
Adj Flow					554			1033	2		620	
%InSharedLn												
Prop LTs					0.415			0.060			0.005	
Prop RTs					0.296			0.000	1.000		0.118	
Peds Bikes		236			396	0		392	0		512	0
Buses					0			0	0		0	
%InProtPhase												

Duration 0.25 Area Type: All other areas

OPERATING PARAMETERS

	Eastbound			Westbound			Northbound			Southbound		
	L	T	R	L	T	R	L	T	R	L	T	R
Init Unmet					0.0			0.0	0.0		0.0	
Arriv. Type					3			4	4		4	
Unit Ext.					3.0			3.0	3.0		3.0	
I Factor					1.000			1.000			1.000	
Lost Time					2.0			2.0	2.0		2.0	
Ext of g					2.0			2.0	2.0		2.0	
Ped Min g		5.3			6.8			6.7			7.8	

HCS2000: Signalized Intersections Release 4.1f

Analyst: C
Agency: Ethan C. Eldon Associates, Inc
Date: 4/10/2007
Period: Midday Peak
Project ID: Existing Condition Midday Peak (1:00-2:00 PM)
E/W St: East 71st Street

Inter.: York Ave/E 71st St
Area Type: All other areas
Jurisd:
Year : 2007
N/S St: York Avenue

SIGNALIZED INTERSECTION SUMMARY

	Eastbound			Westbound			Northbound			Southbound		
	L	T	R	L	T	R	L	T	R	L	T	R
No. Lanes	0	0	0	0	2	0	0	2	1	0	2	0
LGConfig					LTR			LT	R		LTR	
Volume				188	219	153	51	678	3	1	570	62
Lane Width					10.0			10.0	10.0		10.0	
RTOR Vol						0			0			0

Duration 0.25 Area Type: All other areas

Signal Operations

Phase Combination		1	2	3	4			5	6	7	8
EB	Left					NB	Left	P			
	Thru						Thru	P			
	Right						Right	P			
	Peds		X				Peds	X			
WB	Left		P			SB	Left	P			
	Thru		P				Thru	P			
	Right		P				Right	P			
	Peds		X				Peds	X			
NB	Right					EB	Right				
SB	Right					WB	Right				
Green			49.0					61.0			
Yellow			3.0					3.0			
All Red			2.0					2.0			

Cycle Length: 120.0 secs

Intersection Performance Summary

Appr/ Lane Grp	Lane Group Capacity	Adj Sat Flow Rate (s)	Ratios v/c	Ratios g/C	Lane Group Delay	Lane Group LOS	Approach Delay	Approach LOS
Eastbound								
Westbound								
LTR	1150	2816	0.52	0.41	28.3	C	28.3	C
Northbound								
LT	1370	2695	0.58	0.51	17.4	B	17.4	B
R	497	978	0.01	0.51	11.0	B		
Southbound								
LTR	1291	2540	0.52	0.51	16.3	B	16.3	B

Intersection Delay = 20.2 (sec/veh) Intersection LOS = C

HCS2000: Signalized Intersections Release 4.1f

C
Ethan C. Eldon Associates, Inc.
50 Charles Lindbergh Boulevard
Suite 400
Uniondale, NY 11553
Phone: 516-229-2325 Fax: 516-229-2355
E-Mail: eldon@ecenters.com

OPERATIONAL ANALYSIS

Analyst: C
Agency/Co.: Ethan C. Eldon Associates, Inc
Date Performed: 4/10/2007
Analysis Time Period: Midday Peak
Intersection: York Ave/E 71st St
Area Type: All other areas
Jurisdiction:
Analysis Year: 2007
Project ID: Existing Condition Midday Peak (1:00-2:00 PM)
E/W St: East 71st Street N/S St: York Avenue

VOLUME DATA

	Eastbound			Westbound			Northbound			Southbound		
	L	T	R	L	T	R	L	T	R	L	T	R
Volume				188	219	153	51	678	3	1	570	62
% Heavy Veh				5	5	5	5	5	5	9	9	9
PHF				0.94	0.94	0.94	0.91	0.91	0.91	0.95	0.95	0.95
PK 15 Vol				50	58	41	14	186	1	1	150	16
Hi Ln Vol												
% Grade					0			0			0	
Ideal Sat					1900			1900	1900		1900	
ParkExist	X		X									X
NumPark												20
No. Lanes	0	0	0	0	2	0	0	2	1	0	2	0
LGConfig					LTR			LT	R		LTR	
Lane Width					10.0			10.0	10.0		10.0	
RTOR Vol						0			0			0
Adj Flow					596			801	3		666	
%InSharedLn												
Prop LTs					0.336			0.070			0.002	
Prop RTs					0.273			0.000	1.000		0.098	
Peds	Bikes	292			356	0		324	0		668	0
Buses					0			0	0		0	
%InProtPhase												

Duration 0.25 Area Type: All other areas

OPERATING PARAMETERS

	Eastbound			Westbound			Northbound			Southbound		
	L	T	R	L	T	R	L	T	R	L	T	R
Init Unmet					0.0			0.0	0.0		0.0	
Arriv. Type					3			4	4		4	
Unit Ext.					3.0			3.0	3.0		3.0	
I Factor					1.000			1.000			1.000	
Lost Time					2.0			2.0	2.0		2.0	
Ext of g					2.0			2.0	2.0		2.0	
Ped Min g		5.8			6.4			6.1			9.2	

HCS2000: Signalized Intersections Release 4.1f

Analyst: C
Agency: Ethan C. Eldon Associates, Inc
Date: 4/10/2007
Period: PM Peak
Project ID: Existing Condition PM Peak (5:00-6:00 PM)
E/W St: East 71st Street

Inter.: York Ave/E 71st St
Area Type: All other areas
Jurisd:
Year : 2007
N/S St: York Avenue

SIGNALIZED INTERSECTION SUMMARY

	Eastbound			Westbound			Northbound			Southbound		
	L	T	R	L	T	R	L	T	R	L	T	R
No. Lanes	0	0	0	0	2	0	0	2	1	0	2	0
LGConfig					LTR			LT	R		LTR	
Volume				157	249	122	42	665	1	1	632	59
Lane Width					10.0			10.0	10.0		10.0	
RTOR Vol						0			0			0

Duration 0.25 Area Type: All other areas

Signal Operations

Phase Combination	1	2	3	4	5	6	7	8
EB Left					NB Left	P		
Thru					Thru	P		
Right					Right	P		
Peds		X			Peds	X		
WB Left		P			SB Left	P		
Thru		P			Thru	P		
Right		P			Right	P		
Peds		X			Peds	X		
NB Right					EB Right			
SB Right					WB Right			
Green		49.0				61.0		
Yellow		3.0				3.0		
All Red		2.0				2.0		

Cycle Length: 120.0 secs

Intersection Performance Summary

Appr/ Lane Grp	Lane Group Capacity	Adj Sat Flow Rate (s)	Ratios v/c	Ratios g/C	Lane Group Delay	Lane Group LOS	Approach Delay	Approach LOS
Eastbound								
Westbound								
LTR	1238	3033	0.46	0.41	27.2	C	27.2	C
Northbound								
LT	1436	2824	0.53	0.51	16.4	B	16.3	B
R	491	966	0.00	0.51	11.0	B		
Southbound								
LTR	1325	2606	0.56	0.51	16.9	B	16.9	B

Intersection Delay = 19.6 (sec/veh) Intersection LOS = B

HCS2000: Signalized Intersections Release 4.1f

C
Ethan C. Eldon Associates, Inc.
50 Charles Lindbergh Boulevard
Suite 400
Uniondale, NY 11553
Phone: 516-229-2325 Fax: 516-229-2355
E-Mail: eldon@ecenters.com

OPERATIONAL ANALYSIS

Analyst: C
Agency/Co.: Ethan C. Eldon Associates, Inc
Date Performed: 4/10/2007
Analysis Time Period: PM Peak
Intersection: York Ave/E 71st St
Area Type: All other areas
Jurisdiction:
Analysis Year: 2007
Project ID: Existing Condition PM Peak (5:00-6:00 PM)
E/W St: East 71st Street N/S St: York Avenue

VOLUME DATA

	Eastbound			Westbound			Northbound			Southbound		
	L	T	R	L	T	R	L	T	R	L	T	R
Volume				157	249	122	42	665	1	1	632	59
% Heavy Veh				2	2	2	2	2	2	7	7	7
PHF				0.92	0.92	0.92	0.93	0.93	0.93	0.94	0.94	0.94
PK 15 Vol				43	68	33	11	179	1	1	168	16
Hi Ln Vol												
% Grade					0			0			0	
Ideal Sat					1900			1900	1900		1900	
ParkExist	X		X									X
NumPark												20
No. Lanes	0	0	0	0	2	0	0	2	1	0	2	0
LGConfig					LTR			LT	R		LTR	
Lane Width					10.0			10.0	10.0		10.0	
RTOR Vol						0			0			0
Adj Flow					575			760	1		736	
%InSharedLn												
Prop LTs					0.297			0.059			0.001	
Prop RTs					0.231			0.000	1.000		0.086	
Peds Bikes		260			216	0		352	0		532	0
Buses					0			0	0		0	
%InProtPhase												

Duration 0.25 Area Type: All other areas

OPERATING PARAMETERS

	Eastbound			Westbound			Northbound			Southbound		
	L	T	R	L	T	R	L	T	R	L	T	R
Init Unmet					0.0			0.0	0.0		0.0	
Arriv. Type					3			4	4		4	
Unit Ext.					3.0			3.0	3.0		3.0	
I Factor					1.000			1.000			1.000	
Lost Time					2.0			2.0	2.0		2.0	
Ext of g					2.0			2.0	2.0		2.0	
Ped Min g		5.5			5.1			6.4			8.0	

HCS2000: Signalized Intersections Release 4.1f

Analyst: C
Agency: Ethan C. Eldon Associates, Inc
Date: 4/10/2007
Period: AM Peak
Project ID: Existing Condition AM Peak (7:30-8:30 AM)
E/W St: East 70th Street

Inter.: York Ave/E 70th St
Area Type: All other areas
Jurisd:
Year : 2007
N/S St: York Avenue

SIGNALIZED INTERSECTION SUMMARY

	Eastbound			Westbound			Northbound			Southbound		
	L	T	R	L	T	R	L	T	R	L	T	R
No. Lanes	0	3	0	0	0	0	0	2	1	0	2	0
LGConfig		LTR			LR			T	R		LT	
Volume	183	64	192	13		8		761	59	60	632	
Lane Width		11.0			11.0			10.0	10.0		10.0	
RTOR Vol			0			0			0			

Duration 0.25 Area Type: All other areas

Signal Operations

Phase Combination	1	2	3	4		5	6	7	8
EB Left	P				NB Left				
Thru	P				Thru	P			
Right	P				Right	P			
Peds	X				Peds	X			
WB Left	P				SB Left	P			
Thru					Thru	P			
Right	P				Right				
Peds	X				Peds	X			
NB Right					EB Right				
SB Right					WB Right				
Green	43.0					67.0			
Yellow	3.0					3.0			
All Red	2.0					2.0			

Cycle Length: 120.0 secs

Intersection Performance Summary

Appr/ Lane Grp	Lane Group Capacity	Adj Sat Flow Rate (s)	Ratios v/c	Ratios g/C	Lane Group Delay	Lane Group LOS	Approach Delay	Approach LOS
Eastbound								
LTR	1158	3231	0.44	0.36	30.5	C	30.5	C
Westbound								
LR	289	807	0.14	0.36	27.0	C	27.0	C
Northbound								
T	1830	3278	0.43	0.56	11.0	B	10.8	B
R	567	1015	0.11	0.56	8.7	A		
Southbound								
LT	1205	2158	0.64	0.56	14.7	B	14.7	B

Intersection Delay = 17.1 (sec/veh) Intersection LOS = B

HCS2000: Signalized Intersections Release 4.1f

C
Ethan C. Eldon Associates, Inc.
50 Charles Lindbergh Boulevard
Suite 400
Uniondale, NY 11553
Phone: 516-229-2325 Fax: 516-229-2355
E-Mail: eldon@ecenters.com

OPERATIONAL ANALYSIS

Analyst:	C
Agency/Co.:	Ethan C. Eldon Associates, Inc
Date Performed:	4/10/2007
Analysis Time Period:	AM Peak
Intersection:	York Ave/E 70th St
Area Type:	All other areas
Jurisdiction:	
Analysis Year:	2007

Project ID: Existing Condition AM Peak (7:30-8:30 AM)
E/W St: East 70th Street N/S St: York Avenue

VOLUME DATA

	Eastbound			Westbound			Northbound			Southbound		
	L	T	R	L	T	R	L	T	R	L	T	R
Volume	183	64	192	13		8		761	59	60	632	
% Heavy Veh	5	5	5	19		19		3	3	11	11	
PHF	0.87	0.87	0.87	0.52		0.52		0.97	0.97	0.90	0.90	
PK 15 Vol	53	18	55	6		4		196	15	17	176	
Hi Ln Vol												
% Grade		0			0			0			0	
Ideal Sat		1900			1900			1900	1900		1900	
ParkExist												X
NumPark												20
No. Lanes	0	3	0	0	0	0	0	2	1	0	2	0
LGConfig		LTR			LR			T	R		LT	
Lane Width		11.0			11.0			10.0	10.0		10.0	
RTOR Vol			0			0			0			
Adj Flow		505			40			785	61		769	
%InSharedLn												
Prop LTs		0.416			0.625			0.000			0.087	
Prop RTs		0.438			0.375			0.000	1.000		0.000	
Peds Bikes		544	0		488	0		616	0			
Buses		0			0			0	0		0	
%InProtPhase												

Duration 0.25 Area Type: All other areas

OPERATING PARAMETERS

	Eastbound			Westbound			Northbound			Southbound		
	L	T	R	L	T	R	L	T	R	L	T	R
Init Unmet		0.0			0.0			0.0	0.0		0.0	
Arriv. Type		3			3			4	4		4	
Unit Ext.		3.0			3.0			3.0	3.0		3.0	
I Factor		1.000			1.000			1.000			1.000	
Lost Time		2.0			2.0			2.0	2.0		2.0	
Ext of g		2.0			2.0			2.0	2.0		2.0	
Ped Min g		8.1			7.6			8.7				

HCS2000: Signalized Intersections Release 4.1f

Analyst: C
Agency: Ethan C. Eldon Associates, Inc
Date: 4/10/2007
Period: Midday Peak
Project ID: Existing Condition Midday Peak (1:00-2:00 PM)
E/W St: East 70th Street

Inter.: York Ave/E 70th St
Area Type: All other areas
Jurisd:
Year : 2007
N/S St: York Avenue

SIGNALIZED INTERSECTION SUMMARY

	Eastbound			Westbound			Northbound			Southbound		
	L	T	R	L	T	R	L	T	R	L	T	R
No. Lanes	0	3	0	0	0	0	0	2	1	0	2	0
LGConfig		LTR			LR			T	R		LT	
Volume	112	56	135	9		7		613	45	76	682	
Lane Width		11.0			11.0			10.0	10.0		10.0	
RTOR Vol			0			0			0			

Duration 0.25 Area Type: All other areas

Signal Operations

Phase Combination		1	2	3	4			5	6	7	8
EB	Left	P				NB	Left				
	Thru	P					Thru	P			
	Right	P					Right	P			
	Peds	X					Peds	X			
WB	Left	P				SB	Left	P			
	Thru						Thru	P			
	Right	P					Right				
	Peds	X					Peds	X			
NB	Right					EB	Right				
SB	Right					WB	Right				
Green		43.0						67.0			
Yellow		3.0						3.0			
All Red		2.0						2.0			

Cycle Length: 120.0 secs

Intersection Performance Summary

Appr/ Lane Grp	Lane Group Capacity	Adj Sat Flow Rate (s)	Ratios v/c	Ratios g/C	Lane Group Delay	Lane Group LOS	Approach Delay	Approach LOS
Eastbound								
LTR	1126	3141	0.29	0.36	28.2	C	28.2	C
Westbound								
LR	306	853	0.09	0.36	26.1	C	26.1	C
Northbound								
T	1813	3247	0.37	0.56	10.4	B	10.3	B
R	555	994	0.09	0.56	8.5	A		
Southbound								
LT	1189	2129	0.73	0.56	17.2	B	17.2	B

Intersection Delay = 16.6 (sec/veh) Intersection LOS = B

HCS2000: Signalized Intersections Release 4.1f

C
Ethan C. Eldon Associates, Inc.
50 Charles Lindbergh Boulevard
Suite 400
Uniondale, NY 11553
Phone: 516-229-2325 Fax: 516-229-2355
E-Mail: eldon@ecenters.com

OPERATIONAL ANALYSIS

Analyst: C
Agency/Co.: Ethan C. Eldon Associates, Inc
Date Performed: 4/10/2007
Analysis Time Period: Midday Peak
Intersection: York Ave/E 70th St
Area Type: All other areas
Jurisdiction:
Analysis Year: 2007
Project ID: Existing Condition Midday Peak (1:00-2:00 PM)
E/W St: East 70th Street N/S St: York Avenue

VOLUME DATA

	Eastbound			Westbound			Northbound			Southbound		
	L	T	R	L	T	R	L	T	R	L	T	R
Volume	112	56	135	9		7		613	45	76	682	
% Heavy Veh	8	8	8	23		23		4	4	11	11	
PHF	0.94	0.94	0.94	0.60		0.60		0.91	0.91	0.87	0.87	
PK 15 Vol	30	15	36	4		3		168	12	22	196	
Hi Ln Vol												
% Grade		0			0			0			0	
Ideal Sat		1900			1900			1900	1900		1900	
ParkExist												X
NumPark												20
No. Lanes	0	3	0	0	0	0	0	2	1	0	2	0
LGConfig		LTR			LR			T	R		LT	
Lane Width		11.0			11.0			10.0	10.0		10.0	
RTOR Vol			0			0			0			
Adj Flow		323			27			674	49		871	
%InSharedLn												
Prop LTs		0.368			0.556			0.000			0.100	
Prop RTs		0.446			0.444			0.000	1.000		0.000	
Peds Bikes		624	0		604	0		692	0			
Buses		0			0			0	0		0	
%InProtPhase												

Duration 0.25 Area Type: All other areas

OPERATING PARAMETERS

	Eastbound			Westbound			Northbound			Southbound		
	L	T	R	L	T	R	L	T	R	L	T	R
Init Unmet		0.0			0.0			0.0	0.0		0.0	
Arriv. Type		3			3			4	4		4	
Unit Ext.		3.0			3.0			3.0	3.0		3.0	
I Factor		1.000			1.000			1.000			1.000	
Lost Time		2.0			2.0			2.0	2.0		2.0	
Ext of g		2.0			2.0			2.0	2.0		2.0	
Ped Min g		8.8			8.6			9.4				

HCS2000: Signalized Intersections Release 4.1f

Analyst: C
Agency: Ethan C. Eldon Associates, Inc
Date: 4/10/2007
Period: PM Peak
Project ID: Existing Condition PM Peak (5:00-6:00 PM)
E/W St: East 70th Street

Inter.: York Ave/E 70th St
Area Type: All other areas
Jurisd:
Year : 2007
N/S St: York Avenue

SIGNALIZED INTERSECTION SUMMARY

	Eastbound			Westbound			Northbound			Southbound		
	L	T	R	L	T	R	L	T	R	L	T	R
No. Lanes	0	3	0	0	0	0	0	2	1	0	2	0
LGConfig		LTR			LR			T	R		LT	
Volume	148	38	131	15		22		538	23	36	753	
Lane Width		11.0			11.0			10.0	10.0		10.0	
RTOR Vol			0			0			0			

Duration 0.25 Area Type: All other areas

Signal Operations

Phase Combination	1	2	3	4	5	6	7	8
EB Left	P				NB Left			
Thru	P				Thru	P		
Right	P				Right	P		
Peds	X				Peds	X		
WB Left	P				SB Left	P		
Thru					Thru	P		
Right	P				Right			
Peds	X				Peds	X		
NB Right					EB Right			
SB Right					WB Right			
Green	43.0					67.0		
Yellow	3.0					3.0		
All Red	2.0					2.0		

Cycle Length: 120.0 secs

Intersection Performance Summary

Appr/ Lane Grp	Lane Group Capacity	Adj Sat Flow Rate (s)	Ratios v/c	Ratios g/C	Lane Group Delay	Lane Group LOS	Approach Delay	Approach LOS
Eastbound								
LTR	1169	3263	0.30	0.36	28.4	C	28.4	C
Westbound								
LR	319	891	0.14	0.36	27.0	C	27.0	C
Northbound								
T	1830	3278	0.32	0.56	10.0-	A	9.9	A
R	562	1007	0.04	0.56	8.1	A		
Southbound								
LT	1442	2582	0.58	0.56	13.3	B	13.3	B

Intersection Delay = 15.3 (sec/veh) Intersection LOS = B

HCS2000: Signalized Intersections Release 4.1f

C
Ethan C. Eldon Associates, Inc.
50 Charles Lindbergh Boulevard
Suite 400
Uniondale, NY 11553
Phone: 516-229-2325 Fax: 516-229-2355
E-Mail: eldon@ecenters.com

OPERATIONAL ANALYSIS

Analyst:	C
Agency/Co.:	Ethan C. Eldon Associates, Inc
Date Performed:	4/10/2007
Analysis Time Period:	PM Peak
Intersection:	York Ave/E 70th St
Area Type:	All other areas
Jurisdiction:	
Analysis Year:	2007

Project ID: Existing Condition PM Peak (5:00-6:00 PM)
E/W St: East 70th Street N/S St: York Avenue

VOLUME DATA

	Eastbound			Westbound			Northbound			Southbound		
	L	T	R	L	T	R	L	T	R	L	T	R
Volume	148	38	131	15		22		538	23	36	753	
% Heavy Veh	2	2	2	14		14		3	3	5	5	
PHF	0.90	0.90	0.90	0.81		0.81		0.91	0.91	0.94	0.94	
PK 15 Vol	41	11	36	5		7		148	6	10	200	
Hi Ln Vol												
% Grade		0			0			0			0	
Ideal Sat		1900			1900			1900	1900		1900	
ParkExist												X
NumPark												20
No. Lanes	0	3	0	0	0	0	0	2	1	0	2	0
LGConfig		LTR			LR			T	R		LT	
Lane Width		11.0			11.0			10.0	10.0		10.0	
RTOR Vol			0			0			0			
Adj Flow		352			46			591	25		839	
%InSharedLn												
Prop LTs		0.466			0.413			0.000			0.045	
Prop RTs	0.415			0.587			0.000		1.000	0.000		
Peds Bikes	424	0		704	0		668	0				
Buses		0			0			0	0		0	
%InProtPhase												

Duration 0.25 Area Type: All other areas

OPERATING PARAMETERS

	Eastbound			Westbound			Northbound			Southbound		
	L	T	R	L	T	R	L	T	R	L	T	R
Init Unmet		0.0			0.0			0.0	0.0		0.0	
Arriv. Type		3			3			4	4		4	
Unit Ext.		3.0			3.0			3.0	3.0		3.0	
I Factor		1.000			1.000			1.000			1.000	
Lost Time		2.0			2.0			2.0	2.0		2.0	
Ext of g		2.0			2.0			2.0	2.0		2.0	
Ped Min g		7.0			9.5			9.2				

HCS2000: Signalized Intersections Release 4.1f

Analyst: C
Agency: Ethan C. Eldon Associates, Inc
Date: 4/10/2007
Period: AM Peak
Project ID: Existing Condition AM Peak (7:30-8:30 AM)
E/W St: East 69th Street

Inter.: York Ave/E 69th St
Area Type: All other areas
Jurisd:
Year : 2007
N/S St: York Avenue

SIGNALIZED INTERSECTION SUMMARY

	Eastbound			Westbound			Northbound			Southbound		
	L	T	R	L	T	R	L	T	R	L	T	R
No. Lanes	0	0	0	0	0	0	0	3	0	0	2	1
LGConfig								LT			T	R
Volume							69	820			705	132
Lane Width								10.0			10.0	10.0
RTOR Vol												0

Duration 0.25 Area Type: All other areas

Signal Operations

Phase Combination	1	2	3	4	5	6	7	8
EB Left					NB Left	P		
Thru					Thru	P		
Right					Right			
Peds		X			Peds	X		
WB Left					SB Left			
Thru					Thru	P		
Right					Right	P		
Peds		X			Peds	X		
NB Right					EB Right			
SB Right					WB Right			
Green		37.0				73.0		
Yellow		3.0				3.0		
All Red		2.0				2.0		

Cycle Length: 120.0 secs

Intersection Performance Summary

Appr/ Lane Grp	Lane Group Capacity	Adj Sat Flow Rate (s)	Ratios v/c	Ratios g/C	Lane Group Delay	Lane Group LOS	Approach Delay	Approach LOS
Eastbound								
Westbound								
Northbound								
LT	2272	3734	0.42	0.61	7.4	A	7.4	A
Southbound								
T	1885	3098	0.40	0.61	7.4	A	7.2	A
R	742	1219	0.19	0.61	6.3	A		

Intersection Delay = 7.3 (sec/veh) Intersection LOS = A

HCS2000: Signalized Intersections Release 4.1f

C
Ethan C. Eldon Associates, Inc.
50 Charles Lindbergh Boulevard
Suite 400
Uniondale, NY 11553
Phone: 516-229-2325 Fax: 516-229-2355
E-Mail: eldon@ecenters.com

OPERATIONAL ANALYSIS

Analyst:	C
Agency/Co.:	Ethan C. Eldon Associates, Inc
Date Performed:	4/10/2007
Analysis Time Period:	AM Peak
Intersection:	York Ave/E 69th St
Area Type:	All other areas
Jurisdiction:	
Analysis Year:	2007

Project ID: Existing Condition AM Peak (7:30-8:30 AM)
E/W St: East 69th Street N/S St: York Avenue

VOLUME DATA

	Eastbound			Westbound			Northbound			Southbound		
	L	T	R	L	T	R	L	T	R	L	T	R
Volume							69	820			705	132
% Heavy Veh							4	4			9	9
PHF							0.93	0.93			0.94	0.94
PK 15 Vol							19	220			188	35
Hi Ln Vol												
% Grade								0			0	
Ideal Sat								1900			1900	1900
ParkExist												
NumPark												
No. Lanes	0	0	0	0	0	0	0	3	0	0	2	1
LGConfig								LT			T	R
Lane Width								10.0			10.0	10.0
RTOR Vol												0
Adj Flow								956			750	140
%InSharedLn												
Prop LTs								0.077			0.000	
Prop RTs								0.000			0.000	1.000
Peds Bikes											100	0
Buses								0			0	10
%InProtPhase												

Duration 0.25 Area Type: All other areas

OPERATING PARAMETERS

	Eastbound			Westbound			Northbound			Southbound		
	L	T	R	L	T	R	L	T	R	L	T	R
Init Unmet								0.0			0.0	0.0
Arriv. Type								4			4	4
Unit Ext.								3.0			3.0	3.0
I Factor								1.000			1.000	
Lost Time								2.0			2.0	2.0
Ext of g								2.0			2.0	2.0
Ped Min g											4.1	

HCS2000: Signalized Intersections Release 4.1f

Analyst: C
Agency: Ethan C. Eldon Associates, Inc
Date: 4/10/2007
Period: Midday Peak
Project ID: Existing Condition Midday Peak (1:00-2:00 PM)
E/W St: East 69th Street

Inter.: York Ave/E 69th St
Area Type: All other areas
Jurisd:
Year : 2007
N/S St: York Avenue

SIGNALIZED INTERSECTION SUMMARY

	Eastbound			Westbound			Northbound			Southbound		
	L	T	R	L	T	R	L	T	R	L	T	R
No. Lanes	0	0	0	0	0	0	0	3	0	0	2	1
LGConfig								LT			T	R
Volume							71	658			703	123
Lane Width								10.0			10.0	10.0
RTOR Vol												0

Duration 0.25 Area Type: All other areas

Signal Operations

Phase Combination	1	2	3	4	5	6	7	8
EB Left					NB Left	P		
Thru					Thru	P		
Right					Right			
Peds		X			Peds	X		
WB Left					SB Left			
Thru					Thru	P		
Right					Right	P		
Peds		X			Peds	X		
NB Right					EB Right			
SB Right					WB Right			
Green		37.0				73.0		
Yellow		3.0				3.0		
All Red		2.0				2.0		

Cycle Length: 120.0 secs

Intersection Performance Summary

Appr/ Lane Grp	Lane Group Capacity	Adj Sat Flow Rate (s)	Ratios v/c	Ratios g/C	Lane Group Delay	Lane Group LOS	Approach Delay	Approach LOS
Eastbound								
Westbound								
Northbound								
LT	2223	3655	0.34	0.61	6.9	A	6.9	A
Southbound								
T	1902	3126	0.39	0.61	7.3	A	7.2	A
R	748	1230	0.18	0.61	6.2	A		

Intersection Delay = 7.0 (sec/veh) Intersection LOS = A

HCS2000: Signalized Intersections Release 4.1f

C
Ethan C. Eldon Associates, Inc.
50 Charles Lindbergh Boulevard
Suite 400
Uniondale, NY 11553
Phone: 516-229-2325 Fax: 516-229-2355
E-Mail: eldon@ecenters.com

OPERATIONAL ANALYSIS

Analyst: C
Agency/Co.: Ethan C. Eldon Associates, Inc
Date Performed: 4/10/2007
Analysis Time Period: Midday Peak
Intersection: York Ave/E 69th St
Area Type: All other areas
Jurisdiction:
Analysis Year: 2007
Project ID: Existing Condition Midday Peak (1:00-2:00 PM)
E/W St: East 69th Street N/S St: York Avenue

VOLUME DATA

	Eastbound			Westbound			Northbound			Southbound		
	L	T	R	L	T	R	L	T	R	L	T	R
Volume							71	658			703	123
% Heavy Veh							4	4			8	8
PHF							0.96	0.96			0.94	0.94
PK 15 Vol							18	171			187	33
Hi Ln Vol												
% Grade								0			0	
Ideal Sat								1900			1900	1900
ParkExist												
NumPark												
No. Lanes	0	0	0	0	0	0	0	3	0	0	2	1
LGConfig								LT			T	R
Lane Width								10.0			10.0	10.0
RTOR Vol												0
Adj Flow								759			748	131
%InSharedLn												
Prop LTs								0.097			0.000	
Prop RTs								0.000			0.000	1.000
Peds Bikes											100	0
Buses								0			0	10
%InProtPhase												

Duration 0.25 Area Type: All other areas

OPERATING PARAMETERS

	Eastbound			Westbound			Northbound			Southbound		
	L	T	R	L	T	R	L	T	R	L	T	R
Init Unmet								0.0			0.0	0.0
Arriv. Type								4			4	4
Unit Ext.								3.0			3.0	3.0
I Factor								1.000			1.000	
Lost Time								2.0			2.0	2.0
Ext of g								2.0			2.0	2.0
Ped Min g											4.1	

HCS2000: Signalized Intersections Release 4.1f

Analyst: C
Agency: Ethan C. Eldon Associates, Inc
Date: 4/10/2007
Period: PM Peak
Project ID: Existing Condition PM Peak (5:00-6:00 PM)
E/W St: East 69th Street

Inter.: York Ave/E 69th St
Area Type: All other areas
Jurisd:
Year : 2007
N/S St: York Avenue

SIGNALIZED INTERSECTION SUMMARY

	Eastbound			Westbound			Northbound			Southbound		
	L	T	R	L	T	R	L	T	R	L	T	R
No. Lanes	0	0	0	0	0	0	0	3	0	0	2	1
LGConfig							DefL	T			T	R
Volume							116	561			780	119
Lane Width							10.0	10.0			10.0	10.0
RTOR Vol												0

Duration 0.25 Area Type: All other areas

Signal Operations

Phase Combination	1	2	3	4	5	6	7	8
EB Left					NB Left	P		
Thru					Thru	P		
Right					Right			
Peds		X			Peds	X		
WB Left					SB Left			
Thru					Thru	P		
Right					Right	P		
Peds		X			Peds	X		
NB Right					EB Right			
SB Right					WB Right			
Green		37.0				73.0		
Yellow		3.0				3.0		
All Red		2.0				2.0		

Cycle Length: 120.0 secs

Intersection Performance Summary

Appr/ Lane Grp	Lane Group Capacity	Adj Sat Flow Rate (s)	Ratios v/c	Ratios g/C	Lane Group Delay	Lane Group LOS	Approach Delay	Approach LOS
Eastbound								
Westbound								
Northbound								
DefL	336	552	0.37	0.61	14.9	B		
T	1994	3278	0.30	0.61	6.6	A	8.0	A
Southbound								
T	1975	3247	0.42	0.61	7.5	A	7.3	A
R	777	1277	0.16	0.61	6.1	A		

Intersection Delay = 7.6 (sec/veh) Intersection LOS = A

HCS2000: Signalized Intersections Release 4.1f

C
Ethan C. Eldon Associates, Inc.
50 Charles Lindbergh Boulevard
Suite 400
Uniondale, NY 11553
Phone: 516-229-2325 Fax: 516-229-2355
E-Mail: eldon@ecenters.com

OPERATIONAL ANALYSIS

Analyst:	C
Agency/Co.:	Ethan C. Eldon Associates, Inc
Date Performed:	4/10/2007
Analysis Time Period:	PM Peak
Intersection:	York Ave/E 69th St
Area Type:	All other areas
Jurisdiction:	
Analysis Year:	2007

Project ID: Existing Condition PM Peak (5:00-6:00 PM)
E/W St: East 69th Street N/S St: York Avenue

VOLUME DATA

	Eastbound			Westbound			Northbound			Southbound		
	L	T	R	L	T	R	L	T	R	L	T	R
Volume							116	561			780	119
% Heavy Veh							3	3			4	4
PHF							0.94	0.94			0.95	0.95
PK 15 Vol							31	149			205	31
Hi Ln Vol												
% Grade								0			0	
Ideal Sat							1900	1900			1900	1900
ParkExist												
NumPark												
Nc. Lanes	0	0	0	0	0	0	0	3	0	0	2	1
LGConfig							DefL	T			T	R
Lane Width							10.0	10.0			10.0	10.0
RTOR Vol												0
Adj Flow							123	597			821	125
%InSharedLn												
Prop LTs							1.000	0.000			0.000	
Prop RTs								0.000		0.000	1.000	
Peds Bikes										100	0	
Buses							0	0			0	10
%InProtPhase												

Duration 0.25 Area Type: All other areas

OPERATING PARAMETERS

	Eastbound			Westbound			Northbound			Southbound		
	L	T	R	L	T	R	L	T	R	L	T	R
Init Unmet							0.0	0.0			0.0	0.0
Arriv. Type							3	4			4	4
Unit Ext.							3.0	3.0			3.0	3.0
I Factor								1.000			1.000	
Lost Time							2.0	2.0			2.0	2.0
Ext of g							2.0	2.0			2.0	2.0
Ped Min g											4.1	

HCS2000: Signalized Intersections Release 4.1f

Analyst: C
Agency: Ethan C. Eldon Associates, Inc
Date: 4/10/2007
Period: AM Peak
Project ID: Existing Condition AM Peak (7:30-8:30 AM)
E/W St: East 68th Street

Inter.: York Ave/E 68th St
Area Type: All other areas
Jurisd:
Year : 2007
N/S St: York Avenue

SIGNALIZED INTERSECTION SUMMARY

	Eastbound			Westbound			Northbound			Southbound		
	L	T	R	L	T	R	L	T	R	L	T	R
No. Lanes	0	2	0	1	0	1	0	2	0	0	2	0
LGConfig		LTR		L		R		TR			LT	
Volume	84	36	171	78		55		750	75	33	672	
Lane Width		10.0		10.0		10.0		10.0			10.0	
RTOR Vol			0			0			0			

Duration 0.25 Area Type: All other areas

Signal Operations

Phase Combination		1	2	3	4			5	6	7	8
EB	Left	P				NB	Left				
	Thru	P					Thru	P			
	Right	P					Right	P			
	Peds	X					Peds	X			
WB	Left	P				SB	Left	P			
	Thru						Thru	P			
	Right	P					Right				
	Peds	X					Peds	X			
NB	Right					EB	Right				
SB	Right					WB	Right				
Green		37.0						73.0			
Yellow		3.0						3.0			
All Red		2.0						2.0			

Cycle Length: 120.0 secs

Intersection Performance Summary

Appr/ Lane Grp	Lane Group Capacity	Adj Sat Flow Rate (s)	Ratios v/c	Ratios g/C	Lane Group Delay	Lane Group LOS	Approach Delay	Approach LOS
Eastbound								
LTR	775	2514	0.43	0.31	34.9	C	34.9	C
Westbound								
L	253	820	0.36	0.31	36.3	D		
							34.1	C
R	420	1361	0.15	0.31	30.9	C		
Northbound								
TR	1762	2897	0.51	0.61	8.4	A	8.4	A
Southbound								
LT	1586	2607	0.46	0.61	8.1	A	8.1	A

Intersection Delay = 14.4 (sec/veh) Intersection LOS = B

HCS2000: Signalized Intersections Release 4.1f

C
Ethan C. Eldon Associates, Inc.
50 Charles Lindbergh Boulevard
Suite 400
Uniondale, NY 11553
Phone: 516-229-2325 Fax: 516-229-2355
E-Mail: eldon@ecenters.com

OPERATIONAL ANALYSIS

Analyst:	C
Agency/Co.:	Ethan C. Eldon Associates, Inc
Date Performed:	4/10/2007
Analysis Time Period:	AM Peak
Intersection:	York Ave/E 68th St
Area Type:	All other areas
Jurisdiction:	
Analysis Year:	2007

Project ID: Existing Condition AM Peak (7:30-8:30 AM)
E/W St: East 68th Street N/S St: York Avenue

VOLUME DATA

	Eastbound			Westbound			Northbound			Southbound		
	L	T	R	L	T	R	L	T	R	L	T	R
Volume	84	36	171	78		55		750	75	33	672	
% Heavy Veh	10	10	10	0		0		3	3	10	1	
PHF	0.87	0.87	0.87	0.85		0.85		0.92	0.92	0.96	0.96	
PK 15 Vol	24	10	49	23		16		204	20	9	175	
Hi Ln Vol												
% Grade		-3			0			0			0	
Ideal Sat		1900		1900		1900		1900			1900	
ParkExist									X			X
NumPark									20			20
No. Lanes	0	2	0	1	0	1	0	2	0	0	2	0
LGConfig		LTR		L		R		TR			LT	
Lane Width		10.0		10.0		10.0		10.0			10.0	
RTOR Vol			0			0			0			
Adj Flow		335		92		65		897			734	
%InSharedLn												
Prop LTs		0.290		1.000				0.000			0.046	
Prop RTs		0.588				1.000		0.091			0.000	
Peds Bikes		100	0		100	0		100	0			
Buses		10		0		0		0			0	
%InProtPhase												

Duration 0.25 Area Type: All other areas

OPERATING PARAMETERS

	Eastbound			Westbound			Northbound			Southbound		
	L	T	R	L	T	R	L	T	R	L	T	R
Init Unmet		0.0		0.0		0.0		0.0			0.0	
Arriv. Type		3		3		3		4			4	
Unit Ext.		3.0		3.0		3.0		3.0			3.0	
I Factor		1.000			1.000			1.000			1.000	
Lost Time		2.0		2.0		2.0		2.0			2.0	
Ext of g		2.0		2.0		2.0		2.0			2.0	
Ped Min g		4.1			4.1			4.1				

HCS2000: Signalized Intersections Release 4.1f

Analyst: C
Agency: Ethan C. Eldon Associates, Inc
Date: 4/10/2007
Period: Midday Peak
Project ID: Existing Condition Midday Peak (1:00-2:00 PM)
E/W St: East 68th Street

Inter.: York Ave/E 68th St
Area Type: All other areas
Jurisd:
Year : 2007
N/S St: York Avenue

SIGNALIZED INTERSECTION SUMMARY

	Eastbound			Westbound			Northbound			Southbound		
	L	T	R	L	T	R	L	T	R	L	T	R
No. Lanes	0	2	0	1	0	1	0	2	0	0	2	0
LGConfig		LTR		L		R		TR			LT	
Volume	56	42	174	128		87		586	86	55	648	
Lane Width		10.0		10.0		10.0		10.0			10.0	
RTOR Vol			0			0			0			

Duration 0.25 Area Type: All other areas

Signal Operations

Phase Combination	1	2	3	4	5	6	7	8
EB Left	P				NB Left			
Thru	P				Thru	P		
Right	P				Right	P		
Peds	X				Peds	X		
WB Left	P				SB Left	P		
Thru					Thru	P		
Right	P				Right			
Peds	X				Peds	X		
NB Right					EB Right			
SB Right					WB Right			
Green	37.0					73.0		
Yellow	3.0					3.0		
All Red	2.0					2.0		

Cycle Length: 120.0 secs

Intersection Performance Summary

Appr/ Lane Grp	Lane Group Capacity	Adj Sat Flow Rate (s)	Ratios v/c	Ratios g/C	Lane Group Delay	Lane Group LOS	Approach Delay	Approach LOS
Eastbound								
LTR	796	2582	0.37	0.31	33.8	C	33.8	C
Westbound								
L	265	860	0.50	0.31	40.6	D		
							37.1	D
R	411	1334	0.22	0.31	32.0	C		
Northbound								
TR	1733	2848	0.40	0.61	7.4	A	7.4	A
Southbound								
LT	1526	2509	0.48	0.61	8.3	A	8.3	A

Intersection Delay = 15.2 (sec/veh) Intersection LOS = B

HCS2000: Signalized Intersections Release 4.1f

C
Ethan C. Eldon Associates, Inc.
50 Charles Lindbergh Boulevard
Suite 400
Uniondale, NY 11553
Phone: 516-229-2325 Fax: 516-229-2355
E-Mail: eldon@ecenters.com

OPERATIONAL ANALYSIS

Analyst:	C
Agency/Co.:	Ethan C. Eldon Associates, Inc
Date Performed:	4/10/2007
Analysis Time Period:	Midday Peak
Intersection:	York Ave/E 68th St
Area Type:	All other areas
Jurisdiction:	
Analysis Year:	2007

Project ID: Existing Condition Midday Peak (1:00-2:00 PM)
E/W St: East 68th Street N/S St: York Avenue

VOLUME DATA

	Eastbound			Westbound			Northbound			Southbound		
	L	T	R	L	T	R	L	T	R	L	T	R
Volume	56	42	174	128		87		586	86	55	648	
% Heavy Veh	7	7	7	2		2		4	4	9	0	
PHF	0.92	0.92	0.92	0.96		0.96		0.97	0.97	0.96	0.96	
PK 15 Vol	15	11	47	33		23		151	22	14	169	
Hi Ln Vol												
% Grade		-3			0			0			0	
Ideal Sat		1900		1900		1900		1900			1900	
ParkExist									X			X
NumPark									20			20
No. Lanes	0	2	0	1	0	1	0	2	0	0	2	0
LGConfig		LTR		L		R		TR			LT	
Lane Width		10.0		10.0		10.0		10.0			10.0	
RTOR Vol			0			0			0			
Adj Flow		296		133		91		693			732	
%InSharedLn												
Prop LTs		0.206		1.000				0.000			0.078	
Prop RTs		0.639				1.000		0.128			0.000	
Peds Bikes	100		0		100	0		100	0			
Buses		10		0		0		0			0	
%InProtPhase												

Duration 0.25 Area Type: All other areas

OPERATING PARAMETERS

	Eastbound			Westbound			Northbound			Southbound		
	L	T	R	L	T	R	L	T	R	L	T	R
Init Unmet		0.0		0.0		0.0		0.0			0.0	
Arriv. Type		3		3		3		4			4	
Unit Ext.		3.0		3.0		3.0		3.0			3.0	
I Factor		1.000			1.000			1.000			1.000	
Lost Time		2.0		2.0		2.0		2.0			2.0	
Ext of g		2.0		2.0		2.0		2.0			2.0	
Ped Min g		4.1			4.1			4.1				

HCS2000: Signalized Intersections Release 4.1f

Analyst: C
Agency: Ethan C. Eldon Associates, Inc
Date: 4/10/2007
Period: PM Peak
Project ID: Existing Condition PM Peak (5:00-6:00 PM)
E/W St: East 68th Street

Inter.: York Ave/E 68th St
Area Type: All other areas
Jurisd:
Year : 2007
N/S St: York Avenue

SIGNALIZED INTERSECTION SUMMARY

	Eastbound			Westbound			Northbound			Southbound		
	L	T	R	L	T	R	L	T	R	L	T	R
No. Lanes	0	2	0	1	0	1	0	2	0	0	2	0
LGConfig		LTR		L		R		TR			LT	
Volume	143	31	80	91		67		467	39	33	747	
Lane Width		10.0		10.0		10.0		10.0			10.0	
RTOR Vol			0			0			0			

Duration 0.25 Area Type: All other areas

Signal Operations

Phase Combination	1	2	3	4		5	6	7	8
EB Left	P				NB Left				
Thru	P				Thru	P			
Right	P				Right	P			
Peds	X				Peds	X			
WB Left	P				SB Left	P			
Thru					Thru	P			
Right	P				Right				
Peds	X				Peds	X			
NB Right					EB Right				
SB Right					WB Right				
Green	37.0					73.0			
Yellow	3.0					3.0			
All Red	2.0					2.0			

Cycle Length: 120.0 secs

Intersection Performance Summary

Appr/ Lane Grp	Lane Group Capacity	Adj Sat Flow Rate (s)	Ratios v/c	Ratios g/C	Lane Group Delay	Lane Group LOS	Approach Delay	Approach LOS
Eastbound								
LTR	814	2641	0.36	0.31	33.5	C	33.5	C
Westbound								
L	267	866	0.41	0.31	37.5	D		
							35.0+	D
R	411	1334	0.20	0.31	31.6	C		
Northbound								
TR	1771	2912	0.32	0.61	6.8	A	6.8	A
Southbound								
LT	1672	2748	0.48	0.61	8.2	A	8.2	A

Intersection Delay = 14.5 (sec/veh) Intersection LOS = B

HCS2000: Signalized Intersections Release 4.1f

C
Ethan C. Eldon Associates, Inc.
50 Charles Lindbergh Boulevard
Suite 400
Uniondale, NY 11553
Phone: 516-229-2325 Fax: 516-229-2355
E-Mail: eldon@ecenters.com

OPERATIONAL ANALYSIS

Analyst: C
Agency/Co.: Ethan C. Eldon Associates, Inc
Date Performed: 4/10/2007
Analysis Time Period: PM Peak
Intersection: York Ave/E 68th St
Area Type: All other areas
Jurisdiction:
Analysis Year: 2007
Project ID: Existing Condition PM Peak (5:00-6:00 PM)
E/W St: East 68th Street N/S St: York Avenue

VOLUME DATA

	Eastbound			Westbound			Northbound			Southbound		
	L	T	R	L	T	R	L	T	R	L	T	R
Volume	143	31	80	91		67		467	39	33	747	
% Heavy Veh	8	8	8	2		2		3	0	4	0	
PHF	0.87	0.87	0.87	0.83		0.83		0.90	0.90	0.97	0.97	
PK 15 Vol	41	9	23	27		20		130	11	9	193	
Hi Ln Vol												
% Grade		-3			0			0			0	
Ideal Sat		1900		1900		1900		1900			1900	
ParkExist									X			X
NumPark									20			20
No. Lanes	0	2	0	1	0	1	0	2	0	0	2	0
LGConfig		LTR		L		R		TR			LT	
Lane Width		10.0		10.0		10.0		10.0			10.0	
RTOR Vol			0			0			0			
Adj Flow		292		110		81		562			804	
%InSharedLn												
Prop LTs		0.562		1.000				0.000			0.042	
Prop RTs		0.315				1.000		0.077			0.000	
Peds Bikes		100	0		100	0		100	0			
Buses		10		0		0		0			0	
%InProtPhase												

Duration 0.25 Area Type: All other areas

OPERATING PARAMETERS

	Eastbound			Westbound			Northbound			Southbound		
	L	T	R	L	T	R	L	T	R	L	T	R
Init Unmet		0.0		0.0		0.0		0.0			0.0	
Arriv. Type		3		3		3		4			4	
Unit Ext.		3.0		3.0		3.0		3.0			3.0	
I Factor		1.000			1.000			1.000			1.000	
Lost Time		2.0		2.0		2.0		2.0			2.0	
Ext of g		2.0		2.0		2.0		2.0			2.0	
Ped Min g		4.1			4.1			4.1				

HCS2000: Signalized Intersections Release 4.1f

Analyst: C
Agency: Ethan C. Eldon Associates, Inc
Date: 4/10/2007
Period: AM Peak
Project ID: Existing Condition AM Peak (7:30-8:30 AM)
E/W St: East 67th Street

Inter.: York Ave/E 67th St
Area Type: All other areas
Jurisd:
Year : 2007
N/S St: York Avenue

SIGNALIZED INTERSECTION SUMMARY

	Eastbound			Westbound			Northbound			Southbound		
	L	T	R	L	T	R	L	T	R	L	T	R
No. Lanes	0	0	0	0	0	0	0	2	0	0	2	0
LGConfig								LT			TR	
Volume							69	825			833	88
Lane Width								10.0			10.0	
RTOR Vol												0

Duration 0.25 Area Type: All other areas

Signal Operations

Phase Combination	1	2	3	4	5	6	7	8
EB Left					NB Left	P		
Thru					Thru	P		
Right					Right			
Peds	X				Peds	X		
WB Left					SB Left			
Thru					Thru	P		
Right					Right	P		
Peds	X				Peds	X		
NB Right					EB Right			
SB Right					WB Right			
Green	37.0					73.0		
Yellow	3.0					3.0		
All Red	2.0					2.0		

Cycle Length: 120.0 secs

Intersection Performance Summary

Appr/ Lane Grp	Lane Group Capacity	Adj Sat Flow Rate (s)	Ratios v/c	Ratios g/C	Lane Group Delay	Lane Group LOS	Approach Delay	Approach LOS
Eastbound								
Westbound								
Northbound								
LT	1358	2232	0.70	0.61	11.9	B	11.9	B
Southbound								
TR	1810	2975	0.57	0.61	9.1	A	9.1	A

Intersection Delay = 10.4 (sec/veh) Intersection LOS = B

HCS2000: Signalized Intersections Release 4.1f

C
Ethan C. Eldon Associates, Inc.
50 Charles Lindbergh Boulevard
Suite 400
Uniondale, NY 11553
Phone: 516-229-2325 Fax: 516-229-2355
E-Mail: eldon@ecenters.com

OPERATIONAL ANALYSIS

Analyst:	C
Agency/Co.:	Ethan C. Eldon Associates, Inc
Date Performed:	4/10/2007
Analysis Time Period:	AM Peak
Intersection:	York Ave/E 67th St
Area Type:	All other areas
Jurisdiction:	
Analysis Year:	2007

Project ID: Existing Condition AM Peak (7:30-8:30 AM)
E/W St: East 67th Street N/S St: York Avenue

VOLUME DATA

	Eastbound			Westbound			Northbound			Southbound		
	L	T	R	L	T	R	L	T	R	L	T	R
Volume							69	825			833	88
% Heavy Veh							3	3			11	11
PHF							0.94	0.94			0.90	0.90
PK 15 Vol							18	219			231	24
Hi Ln Vol												
% Grade								0			0	
Ideal Sat								1900			1900	
ParkExist									X			
NumPark									20			
No. Lanes	0	0	0	0	0	0	0	2	0	0	2	0
LGConfig								LT			TR	
Lane Width								10.0			10.0	
RTOR Vol												0
Adj Flow								951			1024	
%InSharedLn												
Prop LTs								0.077			0.000	
Prop RTs								0.000			0.096	
Peds Bikes											100	0
Buses								0			0	
%InProtPhase												

Duration 0.25 Area Type: All other areas

OPERATING PARAMETERS

	Eastbound			Westbound			Northbound			Southbound		
	L	T	R	L	T	R	L	T	R	L	T	R
Init Unmet								0.0			0.0	
Arriv. Type								4			4	
Unit Ext.								3.0			3.0	
I Factor								1.000			1.000	
Lost Time								2.0			2.0	
Ext of g								2.0			2.0	
Ped Min g											4.1	

HCS2000: Signalized Intersections Release 4.1f

Analyst: C
Agency: Ethan C. Eldon Associates, Inc
Date: 4/10/2007
Period: Midday Peak
Project ID: Existing Condition Midday Peak (1:00-2:00 PM)
E/W St: East 67th Street

Inter.: York Ave/E 67th St
Area Type: All other areas
Jurisd:
Year : 2007
N/S St: York Avenue

SIGNALIZED INTERSECTION SUMMARY

	Eastbound			Westbound			Northbound			Southbound		
	L	T	R	L	T	R	L	T	R	L	T	R
No. Lanes	0	0	0	0	0	0	0	2	0	0	2	0
LGConfig								LT			TR	
Volume							65	672			816	134
Lane Width								10.0			10.0	
RTOR Vol												0

Duration 0.25 Area Type: All other areas

Signal Operations

Phase Combination		1	2	3	4			5	6	7	8
EB	Left					NB	Left	P			
	Thru						Thru	P			
	Right						Right				
	Peds		X				Peds	X			
WB	Left					SB	Left				
	Thru						Thru	P			
	Right						Right	P			
	Peds		X				Peds	X			
NB	Right					EB	Right				
SB	Right					WB	Right				
Green			37.0					73.0			
Yellow			3.0					3.0			
All Red			2.0					2.0			

Cycle Length: 120.0 secs

Intersection Performance Summary

Appr/ Lane Grp	Lane Group Capacity	Adj Sat Flow Rate (s)	Ratios v/c	Ratios g/C	Lane Group Delay	Lane Group LOS	Approach Delay	Approach LOS
Eastbound								
Westbound								
Northbound								
LT	1322	2173	0.61	0.61	10.2	B	10.2	B
Southbound								
TR	1823	2997	0.56	0.61	9.0	A	9.0	A

Intersection Delay = 9.5 (sec/veh) Intersection LOS = A

HCS2000: Signalized Intersections Release 4.1f

C
Ethan C. Eldon Associates, Inc.
50 Charles Lindbergh Boulevard
Suite 400
Uniondale, NY 11553
Phone: 516-229-2325 Fax: 516-229-2355
E-Mail: eldon@ecenters.com

OPERATIONAL ANALYSIS

Analyst:	C
Agency/Co.:	Ethan C. Eldon Associates, Inc
Date Performed:	4/10/2007
Analysis Time Period:	Midday Peak
Intersection:	York Ave/E 67th St
Area Type:	All other areas
Jurisdiction:	
Analysis Year:	2007

Project ID: Existing Condition Midday Peak (1:00-2:00 PM)
E/W St: East 67th Street N/S St: York Avenue

VOLUME DATA

	Eastbound			Westbound			Northbound			Southbound		
	L	T	R	L	T	R	L	T	R	L	T	R
Volume							65	672			816	134
% Heavy Veh							4	4			9	9
PHF							0.92	0.92			0.93	0.93
PK 15 Vol							18	183			219	36
Hi Ln Vol												
% Grade								0			0	
Ideal Sat								1900			1900	
ParkExist									X			
NumPark									20			
No. Lanes	0	0	0	0	0	0	0	2	0	0	2	0
LGConfig								LT			TR	
Lane Width								10.0			10.0	
RTOR Vol												0
Adj Flow								801			1021	
%InSharedLn												
Prop LTs								0.089			0.000	
Prop RTs								0.000			0.141	
Peds Bikes											100	0
Buses								0			0	
%InProtPhase												

Duration 0.25 Area Type: All other areas

OPERATING PARAMETERS

	Eastbound			Westbound			Northbound			Southbound		
	L	T	R	L	T	R	L	T	R	L	T	R
Init Unmet								0.0			0.0	
Arriv. Type								4			4	
Unit Ext.								3.0			3.0	
I Factor								1.000			1.000	
Lost Time								2.0			2.0	
Ext of g								2.0			2.0	
Ped Min g											4.1	

HCS2000: Signalized Intersections Release 4.1f

Analyst: C
Agency: Ethan C. Eldon Associates, Inc
Date: 4/10/2007
Period: PM Peak
Project ID: Existing Condition PM Peak (5:00-6:00 PM)
E/W St: East 67th Street

Inter.: York Ave/E 67th St
Area Type: All other areas
Jurisd:
Year : 2007
N/S St: York Avenue

SIGNALIZED INTERSECTION SUMMARY

	Eastbound			Westbound			Northbound			Southbound		
	L	T	R	L	T	R	L	T	R	L	T	R
No. Lanes	0	0	0	0	0	0	0	2	0	0	2	0
LGConfig								LT			TR	
Volume							24	506			778	140
Lane Width								10.0			10.0	
RTOR Vol												0

Duration 0.25 Area Type: All other areas

Signal Operations

Phase Combination	1	2	3	4	5	6	7	8
EB Left					NB Left	P		
Thru					Thru	P		
Right					Right			
Peds		X			Peds	X		
WB Left					SB Left			
Thru					Thru	P		
Right					Right	P		
Peds		X			Peds	X		
NB Right					EB Right			
SB Right					WB Right			
Green		37.0				73.0		
Yellow		3.0				3.0		
All Red		2.0				2.0		

Cycle Length: 120.0 secs

Intersection Performance Summary

Appr/ Lane Grp	Lane Group Capacity	Adj Sat Flow Rate (s)	Ratios v/c	Ratios g/C	Lane Group Delay	Lane Group LOS	Approach Delay	Approach LOS
Eastbound								
Westbound								
Northbound								
LT	1578	2594	0.34	0.61	7.0	A	7.0	A
Southbound								
TR	1888	3103	0.52	0.61	8.5	A	8.5	A

Intersection Delay = 8.0 (sec/veh) Intersection LOS = A

HCS2000: Signalized Intersections Release 4.1f

C
Ethan C. Eldon Associates, Inc.
50 Charles Lindbergh Boulevard
Suite 400
Uniondale, NY 11553
Phone: 516-229-2325 Fax: 516-229-2355
E-Mail: eldon@ecenters.com

OPERATIONAL ANALYSIS

Analyst:	C
Agency/Co.:	Ethan C. Eldon Associates, Inc
Date Performed:	4/10/2007
Analysis Time Period:	PM Peak
Intersection:	York Ave/E 67th St
Area Type:	All other areas
Jurisdiction:	
Analysis Year:	2007

Project ID: Existing Condition PM Peak (5:00-6:00 PM)
E/W St: East 67th Street N/S St: York Avenue

VOLUME DATA

	Eastbound			Westbound			Northbound			Southbound		
	L	T	R	L	T	R	L	T	R	L	T	R
Volume							24	505			778	140
% Heavy Veh							3	3			5	5
PHF							0.98	0.98			0.93	0.93
PK 15 Vol							6	129			209	38
Hi Ln Vol												
% Grade								0			0	
Ideal Sat								1900			1900	
ParkExist									X			
NumPark									20			
No. Lanes	0	0	0	0	0	0	0	2	0	0	2	0
LGConfig								LT			TR	
Lane Width								10.0			10.0	
RTOR Vol												0
Adj Flow								540			988	
%InSharedLn												
Prop LTs								0.044			0.000	
Prop RTs								0.000			0.153	
Peds Bikes											100	0
Buses								0			0	
%InProtPhase												

Duration 0.25 Area Type: All other areas

OPERATING PARAMETERS

	Eastbound			Westbound			Northbound			Southbound		
	L	T	R	L	T	R	L	T	R	L	T	R
Init Unmet								0.0			0.0	
Arriv. Type								4			4	
Unit Ext.								3.0			3.0	
I Factor								1.000			1.000	
Lost Time								2.0			2.0	
Ext of g								2.0			2.0	
Ped Min g											4.1	

HCS2000: Signalized Intersections Release 4.1f

Analyst: C
Agency: Ethan C. Eldon Associates, Inc
Date: 4/9/2007
Period: AM Peak
Project ID: Existing Condition AM Peak (7:30-8:30 AM)
E/W St: East 63rd Street

Inter.: York Ave/E 63rd St
Area Type: All other areas
Jurisd:
Year : 2007
N/S St: York Avenue

SIGNALIZED INTERSECTION SUMMARY

	Eastbound			Westbound			Northbound			Southbound		
	L	T	R	L	T	R	L	T	R	L	T	R
No. Lanes	0	0	0	1	2	0	0	2	1	0	3	0
LGConfig				L	LTR			T	R	DefL	TR	
Volume				364	163	6		789	478	327	535	69
Lane Width				9.0	9.0			10.0	10.0	10.0	10.0	
RTOR Vol						0			0			0

Duration 0.25 Area Type: All other areas

Signal Operations

Phase Combination	1	2	3	4	5	6	7	8
EB Left					NB Left			
Thru					Thru	P		
Right					Right	P		
Peds					Peds	X	X	
WB Left		P			SB Left		P	P
Thru		P			Thru		P	P
Right		P			Right		P	P
Peds		X			Peds	X	X	
NB Right		P			EB Right			
SB Right					WB Right			
Green		39.0				10.0	38.0	18.0
Yellow		3.0				0.0	3.0	3.0
All Red		2.0				0.0	2.0	2.0

Cycle Length: 120.0 secs

Intersection Performance Summary

Appr/ Lane Grp	Lane Group Capacity	Adj Sat Flow Rate (s)	Ratios v/c	Ratios g/C	Lane Group Delay	Lane Group LOS	Approach Delay	Approach LOS
Eastbound								
Westbound								
L	513	1577	0.43	0.32	34.4	C		
LTR	998	3070	0.42	0.32	33.0	C	33.5	C
Northbound								
T	1018	3214	0.81	0.32	43.5	D	30.2	C
R	874	1362	0.57	0.64	8.3	A		
Southbound								
DefL	409	1653	0.82	0.51	57.3	E		
TR	1565	3078	0.39	0.51	14.4	B	29.5	C

Intersection Delay = 30.7 (sec/veh) Intersection LOS = C

HCS2000: Signalized Intersections Release 4.1f

C
Ethan C. Eldon Associates, Inc.
50 Charles Lindbergh Boulevard
Suite 400
Uniondale, NY 11553
Phone: 516-229-2325 Fax: 516-229-2355
E-Mail: eldon@ecenters.com

OPERATIONAL ANALYSIS

Analyst:	C
Agency/Co.:	Ethan C. Eldon Associates Inc
Date Performed:	4/9/2007
Analysis Time Period:	AM Peak
Intersection:	York Ave/E 63rd St
Area Type:	All other areas
Jurisdiction:	
Analysis Year:	2007

Project ID: Existing Condition AM Peak (7:30-8:30 AM)
E/W St: East 63rd Street N/S St: York Avenue

VOLUME DATA

	Eastbound			Westbound			Northbound			Southbound		
	L	T	R	L	T	R	L	T	R	L	T	R
Volume				364	163	6		789	478	327	535	69
% Heavy Veh				2	2	2		4	1	1	9	3
PHF				0.83	0.83	0.83		0.96	0.96	0.98	0.98	0.98
PK 15 Vol				110	49	2		205	124	83	136	18
Hi Ln Vol												
% Grade					2			2			-2	
Ideal Sat				1900	1900			1900	1900	1900	1900	
ParkExist	X		X									
NumPark												
Nc. Lanes	0	0	0	1	2	0	0	2	1	0	3	0
LGConfig				L	LTR			T	R	DefL	TR	
Lane Width				9.0	9.0			10.0	10.0	10.0	10.0	
RTOR Vol						0			0			0
Adj Flow				220	422			822	498	334	616	
%InSharedLn				50								
Prop LTs					0.520			0.000		1.000	0.000	
Prop RTs					0.017			0.000	1.000		0.114	
Peds Bikes	0				50	0		50	0		50	0
Buses				0	0			0	0	0	0	
%InProtPhase									0.0	0.0		0.0

Duration 0.25 Area Type: All other areas

OPERATING PARAMETERS

	Eastbound			Westbound			Northbound			Southbound		
	L	T	R	L	T	R	L	T	R	L	T	R
Init Unmet				0.0	0.0			0.0	0.0	0.0	0.0	
Arriv. Type				3	3			4	4	4	4	
Unit Ext.				3.0	3.0			3.0	3.0	3.0	3.0	
I Factor					1.000			1.000			1.000	
Lost Time				2.0	2.0			2.0	2.0	2.0	2.0	
Ext of g				2.0	2.0			2.0	2.0	2.0	2.0	
Ped Min g		3.2			3.7			3.7			3.7	

HCS2000: Signalized Intersections Release 4.1f

Analyst: C
Agency: Ethan C. Eldon Associates, Inc
Date: 4/9/2007
Period: Midday Peak
Project ID: Existing Condition Midday Peak (1:00-2:00 PM)
E/W St: East 63rd Street

Inter.: York Ave/E 63rd St
Area Type: All other areas
Jurisd:
Year : 2007
N/S St: York Avenue

SIGNALIZED INTERSECTION SUMMARY

	Eastbound			Westbound			Northbound			Southbound		
	L	T	R	L	T	R	L	T	R	L	T	R
No. Lanes	0	0	0	1	2	0	0	2	1	0	3	0
LGConfig				L	LTR			T	R	DefL	TR	
Volume				468	240	6		578	384	302	652	56
Lane Width				9.0	9.0			10.0	10.0	10.0	10.0	
RTOR Vol						0			0			0

Duration 0.25 Area Type: All other areas

Signal Operations

Phase Combination		1	2	3	4			5	6	7	8
EB	Left					NB	Left				
	Thru						Thru		P		
	Right						Right		P		
	Peds						Peds	X	X		
WB	Left		P			SB	Left		P	P	
	Thru		P				Thru		P	P	
	Right		P				Right		P	P	
	Peds		X				Peds	X	X		
NB	Right		P			EB	Right				
SB	Right					WB	Right				
Green			35.0						10.0	44.0	16.0
Yellow			3.0						0.0	3.0	3.0
All Red			2.0						0.0	2.0	2.0

Cycle Length: 120.0 secs

Intersection Performance Summary

Appr/ Lane Grp	Lane Group Capacity	Adj Sat Flow Rate (s)	Ratios v/c	Ratios g/C	Lane Group Delay	Lane Group LOS	Approach Delay	Approach LOS
Eastbound								
Westbound								
L	464	1592	0.53	0.29	39.8	D		
LTR	906	3108	0.55	0.29	38.3	D	38.8	D
Northbound								
T	1178	3214	0.51	0.37	29.0	C	19.6	B
R	916	1391	0.43	0.66	5.5	A		
Southbound								
DefL	493	1608	0.65	0.54	35.9	D		
TR	1679	3099	0.44	0.54	12.4	B	19.4	B

Intersection Delay = 24.6 (sec/veh) Intersection LOS = C

HCS2000: Signalized Intersections Release 4.1f

C
Ethan C. Eldon Associates, Inc.
50 Charles Lindbergh Boulevard
Suite 400
Uniondale, NY 11553
Phone: 516-229-2325 Fax: 516-229-2355
E-Mail: eldon@ecenters.com

OPERATIONAL ANALYSIS

Analyst:	C
Agency/Co.:	Ethan C. Eldon Associates, Inc
Date Performed:	4/9/2007
Analysis Time Period:	Midday Peak
Intersection:	York Ave/E 63rd St
Area Type:	All other areas
Jurisdiction:	
Analysis Year:	2007

Project ID: Existing Condition Midday Peak (1:00-2:00 PM)
E/W St: East 63rd Street N/S St: York Avenue

VOLUME DATA

	Eastbound			Westbound			Northbound			Southbound		
	L	T	R	L	T	R	L	T	R	L	T	R
Volume				468	240	6		578	384	302	652	56
% Heavy Veh				1	1	1		4	0	3	8	13
PHF				0.96	0.96	0.96		0.97	0.97	0.95	0.95	0.95
PK 15 Vol				122	63	2		149	99	79	172	15
Hi Ln Vol												
% Grade					2			2			-2	
Ideal Sat				1900	1900			1900	1900	1900	1900	
ParkExist	X		X									
NumPark												
No. Lanes	0	0	0	1	2	0	0	2	1	0	3	0
LGConfig				L	LTR			T	R	DefL	TR	
Lane Width				9.0	9.0			10.0	10.0	10.0	10.0	
RTOR Vol						0			0			0
Adj Flow				244	500			596	396	318	745	
%InSharedLn				50								
Prop LTs					0.488			0.000		1.000	0.000	
Prop RTs					0.012			0.000	1.000		0.079	
Peds Bikes	0				50	0		50	0		50	0
Buses				0	0			0	0	0	0	
%InProtPhase									0.0	0.0		0.0

Duration 0.25 Area Type: All other areas

OPERATING PARAMETERS

	Eastbound			Westbound			Northbound			Southbound		
	L	T	R	L	T	R	L	T	R	L	T	R
Init Unmet				0.0	0.0			0.0	0.0	0.0	0.0	
Arriv. Type				3	3			4	4	4	4	
Unit Ext.				3.0	3.0			3.0	3.0	3.0	3.0	
I Factor					1.000			1.000			1.000	
Lost Time				2.0	2.0			2.0	2.0	2.0	2.0	
Ext of g				2.0	2.0			2.0	2.0	2.0	2.0	
Ped Min g		3.2			3.7			3.7			3.7	

HCS2000: Signalized Intersections Release 4.1f

Analyst: C
Agency: Ethan C. Eldon Associates, Inc
Date: 4/9/2007
Period: PM Peak
Project ID: Existing Condition PM Peak (5:00-6:00 PM)
E/W St: East 63rd Street

Inter.: York Ave/E 63rd St
Area Type: All other areas
Jurisd:
Year : 2007
N/S St: York Avenue

SIGNALIZED INTERSECTION SUMMARY

	Eastbound			Westbound			Northbound			Southbound		
	L	T	R	L	T	R	L	T	R	L	T	R
No. Lanes	0	0	0	1	2	0	0	2	1	0	3	0
LGConfig				L	LTR			T	R	DefL	TR	
Volume				519	206	3		503	436	348	726	56
Lane Width				9.0	9.0			10.0	10.0	10.0	10.0	
RTOR Vol						0			0			0

Duration 0.25 Area Type: All other areas

Signal Operations

Phase Combination		1	2	3	4			5	6	7	8
EB	Left					NB	Left				
	Thru						Thru		P		
	Right						Right		P		
	Peds						Peds	X	X		
WB	Left		P			SB	Left		P	P	
	Thru		P				Thru		P	P	
	Right		P				Right		P	P	
	Peds		X				Peds	X	X		
NB	Right		P			EB	Right				
SB	Right					WB	Right				
Green			35.0						10.0	44.0	16.0
Yellow			3.0						0.0	3.0	3.0
All Red			2.0						0.0	2.0	2.0

Cycle Length: 120.0 secs

Intersection Performance Summary

Appr/ Lane Grp	Lane Group Capacity	Adj Sat Flow Rate (s)	Ratios v/c	Ratios g/C	Lane Group Delay	Lane Group LOS	Approach Delay	Approach LOS
Eastbound								
Westbound								
L	469	1608	0.63	0.29	43.1	D		
LTR	914	3133	0.58	0.29	39.0	D	40.5	D
Northbound								
T	1202	3277	0.44	0.37	27.7	C	17.7	B
R	916	1391	0.50	0.66	6.2	A		
Southbound								
DefL	531	1634	0.68	0.54	35.3	D		
TR	1769	3266	0.46	0.54	12.5	B	19.5	B

Intersection Delay = 24.8 (sec/veh) Intersection LOS = C

HCS2000: Signalized Intersections Release 4.1f

C
Ethan C. Eldon Associates, Inc.
50 Charles Lindbergh Boulevard
Suite 400
Uniondale, NY 11553
Phone: 516-229-2325 Fax: 516-229-2355
E-Mail: eldon@ecenters.com

OPERATIONAL ANALYSIS

Analyst:	C
Agency/Co.:	Ethan C. Eldon Associates, Inc
Date Performed:	4/9/2007
Analysis Time Period:	PM Peak
Intersection:	York Ave/E 63rd St
Area Type:	All other areas
Jurisdiction:	
Analysis Year:	2007

Project ID: Existing Condition PM Peak (5:00-6:00 PM)
E/W St: East 63rd Street N/S St: York Avenue

VOLUME DATA

	Eastbound			Westbound			Northbound			Southbound		
	L	T	R	L	T	R	L	T	R	L	T	R
Volume				519	206	3		503	436	348	726	56
% Heavy Veh				0	0	0		2	0	1	3	3
PHF				0.88	0.88	0.88		0.96	0.96	0.97	0.97	0.97
PK 15 Vol				147	59	1		131	114	90	187	14
Hi Ln Vol												
% Grade					2			2			-2	
Ideal Sat				1900	1900			1900	1900	1900	1900	
ParkExist	X		X									
NumPark												
No. Lanes	0	0	0	1	2	0	0	2	1	0	3	0
LGConfig				L	LTR			T	R	DefL	TR	
Lane Width				9.0	9.0			10.0	10.0	10.0	10.0	
RTOR Vol						0			0			0
Adj Flow				295	532			524	454	359	806	
%InSharedLn				50								
Prop LTs					0.555			0.000		1.000	0.000	
Prop RTs					0.006			0.000	1.000		0.072	
Peds Bikes	0				50	0		50	0		50	0
Buses				0	0			0	0	0	0	
%InProtPhase									0.0	0.0		0.0

Duration 0.25 Area Type: All other areas

OPERATING PARAMETERS

	Eastbound			Westbound			Northbound			Southbound		
	L	T	R	L	T	R	L	T	R	L	T	R
Init Unmet				0.0	0.0			0.0	0.0	0.0	0.0	
Arriv. Type				3	3			4	4	4	4	
Unit Ext.				3.0	3.0			3.0	3.0	3.0	3.0	
I Factor					1.000			1.000			1.000	
Lost Time				2.0	2.0			2.0	2.0	2.0	2.0	
Ext of g				2.0	2.0			2.0	2.0	2.0	2.0	
Ped Min g		3.2			3.7			3.7			3.7	

HCS2000: Unsignalized Intersections Release 4.1f

TWO-WAY STOP CONTROL SUMMARY

Analyst: C
Agency/Co.: Ethan C. Eldon Associates, Inc
Date Performed: 4/10/2007
Analysis Time Period: AM Peak
Intersection: FDR Dr/E 73rd St
Jurisdiction:
Units: U. S. Customary
Analysis Year: 2007
Project ID: Existing Condition AM Peak (7:30-8:30 PM)
East/West Street: East 73rd Street
North/South Street: FDR Dr Service Rd
Intersection Orientation: NS Study period (hrs): 0.25

Vehicle Volumes and Adjustments

Major Street: Approach	Northbound			Southbound		
Movement	1	2	3	4	5	6
	L	T	R	L	T	R
Volume					455	
Peak-Hour Factor, PHF					0.88	
Hourly Flow Rate, HFR					517	
Percent Heavy Vehicles		--	--		--	--
Median Type/Storage	Undivided		/			
RT Channelized?						
Lanes					1	
Configuration					T	
Upstream Signal?		No			No	

Minor Street: Approach	Westbound			Eastbound		
Movement	7	8	9	10	11	12
	L	T	R	L	T	R
Volume						384
Peak Hour Factor, PHF						0.89
Hourly Flow Rate, HFR						431
Percent Heavy Vehicles						1
Percent Grade (%)		0			0	
Flared Approach: Exists?/Storage			/			/
Lanes					1	
Configuration					R	

Delay, Queue Length, and Level of Service

Approach	NB	SB	Westbound			Eastbound		
Movement	1	4	7	8	9	10	11	12
Lane Config								R
v (vph)								431
C(m) (vph)								560
v/c								0.77
95% queue length								6.99
Control Delay								29.7
LOS								D
Approach Delay							29.7	
Approach LOS							D	

HCS2000: Unsignalized Intersections Release 4.1f

TWO-WAY STOP CONTROL SUMMARY

Analyst: C
Agency/Co.: Ethan C. Eldon Associates, Inc
Date Performed: 4/10/2007
Analysis Time Period: Midday Peak
Intersection: FDR Dr/E 73rd St
Jurisdiction:
Units: U. S. Customary
Analysis Year: 2007
Project ID: Existing Condition Midday Peak (1:00-2:00 PM)
East/West Street: East 73rd Street
North/South Street: FDR Dr Service Rd
Intersection Orientation: NS Study period (hrs): 0.25

Vehicle Volumes and Adjustments

Major Street: Approach	Northbound			Southbound		
Movement	1	2	3	4	5	6
	L	T	R	L	T	R
Volume					406	
Peak-Hour Factor, PHF					0.91	
Hourly Flow Rate, HFR					446	
Percent Heavy Vehicles		--	--		--	--
Median Type/Storage	Undivided		/			
RT Channelized?						
Lanes					1	
Configuration					T	
Upstream Signal?		No			No	

Minor Street: Approach	Westbound			Eastbound		
Movement	7	8	9	10	11	12
	L	T	R	L	T	R
Volume						253
Peak Hour Factor, PHF						0.87
Hourly Flow Rate, HFR						290
Percent Heavy Vehicles						3
Percent Grade (%)		0			0	
Flared Approach: Exists?/Storage			/			/
Lanes					1	
Configuration					R	

Delay, Queue Length, and Level of Service

Approach	NB	SB	Westbound			Eastbound		
Movement	1	4	7	8	9	10	11	12
Lane Config								R
v (vph)								290
C(m) (vph)								610
v/c								0.48
95% queue length								2.56
Control Delay								16.1
LOS								C
Approach Delay							16.1	
Approach LOS							C	

HCS2000: Unsignalized Intersections Release 4.1f

TWO-WAY STOP CONTROL SUMMARY

Analyst: C
Agency/Co.: Ethan C. Eldon Associates, Inc
Date Performed: 4/10/2007
Analysis Time Period: PM Peak
Intersection: FDR Dr/E 73rd St
Jurisdiction:
Units: U. S. Customary
Analysis Year: 2007
Project ID: Existing Condition PM Peak (5:00-6:00 PM)
East/West Street: East 73rd Street
North/South Street: FDR Dr Service Rd
Intersection Orientation: NS Study period (hrs): 0.25

Vehicle Volumes and Adjustments

Major Street: Approach	Northbound			Southbound		
Movement	1	2	3	4	5	6
	L	T	R	L	T	R
Volume					426	
Peak-Hour Factor, PHF					0.95	
Hourly Flow Rate, HFR					448	
Percent Heavy Vehicles		--	--		--	--
Median Type/Storage	Undivided		/			
RT Channelized?						
Lanes					1	
Configuration					T	
Upstream Signal?		No			No	

Minor Street: Approach	Westbound			Eastbound		
Movement	7	8	9	10	11	12
	L	T	R	L	T	R
Volume						353
Peak Hour Factor, PHF						0.89
Hourly Flow Rate, HFR						396
Percent Heavy Vehicles						1
Percent Grade (%)		0			0	
Flared Approach: Exists?/Storage			/			/
Lanes					1	
Configuration					R	

Delay, Queue Length, and Level of Service

Approach	NB	SB	Westbound			Eastbound		
Movement	1	4	7	8	9	10	11	12
Lane Config								R
v (vph)								396
C(m) (vph)								613
v/c								0.65
95% queue length								4.67
Control Delay								21.0
LOS								C
Approach Delay							21.0	
Approach LOS							C	

HCS2000: Unsignalized Intersections Release 4.1f

TWO-WAY STOP CONTROL SUMMARY

Analyst: C
Agency/Co.: Ethan C. Eldon Associates, Inc
Date Performed: 4/10/2007
Analysis Time Period: AM Peak
Intersection: HSS Drop-Off/E 71st St
Jurisdiction:
Units: U. S. Customary
Analysis Year: 2007
Project ID: Existing Condition AM Peak (7:30-8:30 PM)
East/West Street: East 71st Street
North/South Street: HSS Drop-Off
Intersection Orientation: EW Study period (hrs): 0.25

Vehicle Volumes and Adjustments

Major Street: Approach	Eastbound			Westbound		
Movement	1	2	3	4	5	6
	L	T	R	L	T	R
Volume					406	
Peak-Hour Factor, PHF					0.94	
Hourly Flow Rate, HFR					431	
Percent Heavy Vehicles		--	--		--	--
Median Type/Storage	Undivided		/			
RT Channelized?						
Lanes					2	
Configuration					T	
Upstream Signal?		No			No	

Minor Street: Approach	Northbound			Southbound		
Movement	7	8	9	10	11	12
	L	T	R	L	T	R
Volume	81					
Peak Hour Factor, PHF	0.90					
Hourly Flow Rate, HFR	90					
Percent Heavy Vehicles	0					
Percent Grade (%)		0			0	
Flared Approach: Exists?/Storage			/			/
Lanes	1					
Configuration	L					

Delay, Queue Length, and Level of Service

Approach	EB	WB	Northbound			Southbound		
Movement	1	4	7	8	9	10	11	12
Lane Config			L					
v (vph)			90					
C(m) (vph)			778					
v/c			0.12					
95% queue length			0.39					
Control Delay			10.2					
LOS			B					
Approach Delay				10.2				
Approach LOS				B				

HCS2000: Unsignalized Intersections Release 4.1f

TWO-WAY STOP CONTROL SUMMARY

Analyst: C
Agency/Co.: Ethan C. Eldon Associates, Inc
Date Performed: 4/10/2007
Analysis Time Period: Midday Peak
Intersection: HSS Drop-Off/E 71st St
Jurisdiction:
Units: U. S. Customary
Analysis Year: 2007
Project ID: Existing Condition Midday Peak (1:00-2:00 PM)
East/West Street: East 71st Street
North/South Street: HSS Drop-Off
Intersection Orientation: EW Study period (hrs): 0.25

Vehicle Volumes and Adjustments

Major Street: Approach	Eastbound			Westbound		
Movement	1	2	3	4	5	6
	L	T	R	L	T	R
Volume					418	
Peak-Hour Factor, PHF					0.91	
Hourly Flow Rate, HFR					459	
Percent Heavy Vehicles		--	--		--	--
Median Type/Storage	Undivided		/			
RT Channelized?						
Lanes					2	
Configuration					T	
Upstream Signal?		No			No	

Minor Street: Approach	Northbound			Southbound		
Movement	7	8	9	10	11	12
	L	T	R	L	T	R
Volume	142					
Peak Hour Factor, PHF	0.90					
Hourly Flow Rate, HFR	157					
Percent Heavy Vehicles	0					
Percent Grade (%)		0			0	
Flared Approach: Exists?/Storage			/			/
Lanes	1					
Configuration	L					

Delay, Queue Length, and Level of Service

Approach	EB	WB	Northbound			Southbound		
Movement	1	4	7	8	9	10	11	12
Lane Config			L					
v (vph)			157					
C(m) (vph)			764					
v/c			0.21					
95% queue length			0.77					
Control Delay			10.9					
LOS			B					
Approach Delay				10.9				
Approach LOS				B				

HCS2000: Unsignalized Intersections Release 4.1f

TWO-WAY STOP CONTROL SUMMARY

Analyst: C
Agency/Co.: Ethan C. Eldon Associates, Inc
Date Performed: 4/10/2007
Analysis Time Period: PM Peak
Intersection: HSS Drop-Off/E 71st St
Jurisdiction:
Units: U. S. Customary
Analysis Year: 2007
Project ID: Existing Condition PM Peak (5:00-6:00 PM)
East/West Street: East 71st Street
North/South Street: HSS Drop-Off
Intersection Orientation: EW Study period (hrs): 0.25

Vehicle Volumes and Adjustments

Major Street: Approach	Eastbound			Westbound		
Movement	1	2	3	4	5	6
	L	T	R	L	T	R
Volume					428	
Peak-Hour Factor, PHF					0.93	
Hourly Flow Rate, HFR					460	
Percent Heavy Vehicles		--	--		--	--
Median Type/Storage	Undivided		/			
RT Channelized?						
Lanes					2	
Configuration					T	
Upstream Signal?		No			No	

Minor Street: Approach	Northbound			Southbound		
Movement	7	8	9	10	11	12
	L	T	R	L	T	R
Volume	100					
Peak Hour Factor, PHF	0.90					
Hourly Flow Rate, HFR	111					
Percent Heavy Vehicles	0					
Percent Grade (%)		0			0	
Flared Approach: Exists?/Storage			/			/
Lanes	1					
Configuration	L					

Delay, Queue Length, and Level of Service

Approach	EB	WB	Northbound			Southbound		
Movement	1	4	7	8	9	10	11	12
Lane Config			L					
v (vph)			111					
C(m) (vph)			763					
v/c			0.15					
95% queue length			0.51					
Control Delay			10.5					
LOS			B					
Approach Delay				10.5				
Approach LOS				B				

HCS2000: Signalized Intersections Release 4.1f

Analyst: C
Agency: Ethan C. Eldon Associates, Inc
Date: 4/9/2007
Period: AM Peak
Project ID: No-Build Condition AM Peak (7:30-8:30 AM)
E/W St: 72nd Street

Inter.: 1st Ave/72nd St
Area Type: All other areas
Jurisd:
Year : 2010
N/S St: 1st Avenue

SIGNALIZED INTERSECTION SUMMARY

	Eastbound			Westbound			Northbound			Southbound		
	L	T	R	L	T	R	L	T	R	L	T	R
No. Lanes	0	2	0	0	2	0	1	4	0	0	0	0
LGConfig		LT			TR		L	TR				
Volume	127	308			228	79	149	1579	114			
Lane Width		9.0			9.0		10.0	10.0				
RTOR Vol						0			0			

Duration 0.25 Area Type: All other areas

Signal Operations

Phase Combination	1	2	3	4		5	6	7	8
EB Left	P				NB Left	P			
Thru	P				Thru	P			
Right					Right	P			
Peds	X				Peds	X			
WB Left					SB Left				
Thru	P				Thru				
Right	P				Right				
Peds	X				Peds	X			
NB Right					EB Right				
SB Right					WB Right				
Green	35.0					45.0			
Yellow	3.0					3.0			
All Red	2.0					2.0			

Cycle Length: 90.0 secs

Intersection Performance Summary

Appr/ Lane Grp	Lane Group Capacity	Adj Sat Flow Rate (s)	Ratios v/c	Ratios g/C	Lane Group Delay	Lane Group LOS	Approach Delay	Approach LOS
Eastbound								
LT	812	2089	0.59	0.39	25.1	C	25.1	C
Westbound								
TR	1022	2629	0.33	0.39	20.2	C	20.2	C
Northbound								
L	752	1504	0.22	0.50	10.4	B		
TR	2835	5669	0.66	0.50	14.1	B	13.8	B
Southbound								

Intersection Delay = 16.5 (sec/veh) Intersection LOS = B

HCS2000: Signalized Intersections Release 4.1f

C
Ethan C. Eldon Associates, Inc.
50 Charles Lindbergh Boulevard
Suite 400
Uniondale, NY 11553
Phone: 516-229-2325 Fax: 516-229-2355
E-Mail: eldon@ecenters.com

OPERATIONAL ANALYSIS

Analyst:	C
Agency/Co.:	Ethan C. Eldon Associates, Inc
Date Performed:	4/9/2007
Analysis Time Period:	AM Peak
Intersection:	1st Ave/72nd St
Area Type:	All other areas
Jurisdiction:	
Analysis Year:	2010

Project ID: No-Build Condition AM Peak (7:30-8:30 AM)
E/W St: 72nd Street N/S St: 1st Avenue

VOLUME DATA

	Eastbound			Westbound			Northbound			Southbound		
	L	T	R	L	T	R	L	T	R	L	T	R
Volume	127	308			228	79	149	1579	114			
% Heavy Veh	12	12			5	5	12	12	12			
PHF	0.90	0.90			0.90	0.90	0.90	0.90	0.90			
PK 15 Vol	35	86			63	22	41	439	32			
Hi Ln Vol												
% Grade		0			0			0				
Ideal Sat		1900			1900		1900	1900				
ParkExist						X						
NumPark						20						
No. Lanes	0	2	0	0	2	0	1	4	0	0	0	0
LGConfig		LT			TR		L	TR				
Lane Width		9.0			9.0		10.0	10.0				
RTOR Vol						0			0			
Adj Flow		483			341		166	1881				
%InSharedLn												
Prop LTs		0.292			0.000			0.000				
Prop RTs		0.000			0.258			0.068				
Peds Bikes					100	0		100	0		0	
Buses		0			0		0	0				
%InProtPhase												

Duration 0.25 Area Type: All other areas

OPERATING PARAMETERS

	Eastbound			Westbound			Northbound			Southbound		
	L	T	R	L	T	R	L	T	R	L	T	R
Init Unmet		0.0			0.0		0.0	0.0				
Arriv. Type		3			3		4	4				
Unit Ext.		3.0			3.0		3.0	3.0				
I Factor		1.000			1.000			1.000				
Lost Time		2.0			2.0		2.0	2.0				
Ext of g		2.0			2.0		2.0	2.0				
Ped Min g					3.9			3.9			3.2	

HCS2000: Signalized Intersections Release 4.1f

Analyst: C
Agency: Ethan C. Eldon Associates, Inc
Date: 4/9/2007
Period: Midday Peak
Project ID: No-Build Condition Midday Peak (1:00-2:00 PM)
E/W St: 72nd Street

Inter.: 1st Ave/72nd St
Area Type: All other areas
Jurisd:
Year : 2010
N/S St: 1st Avenue

SIGNALIZED INTERSECTION SUMMARY

	Eastbound			Westbound			Northbound			Southbound		
	L	T	R	L	T	R	L	T	R	L	T	R
No. Lanes	0	2	0	0	2	0	1	4	0	0	0	0
LGConfig		LT			TR		L	TR				
Volume	114	283			222	71	150	1603	149			
Lane Width		9.0			9.0		10.0	10.0				
RTOR Vol						0			0			

Duration 0.25 Area Type: All other areas

Signal Operations

Phase Combination	1	2	3	4	5	6	7	8
EB Left	P				NB Left	P		
Thru	P				Thru	P		
Right					Right	P		
Peds	X				Peds	X		
WB Left					SB Left			
Thru	P				Thru			
Right	P				Right			
Peds	X				Peds	X		
NB Right					EB Right			
SB Right					WB Right			
Green	35.0					45.0		
Yellow	3.0					3.0		
All Red	2.0					2.0		

Cycle Length: 90.0 secs

Intersection Performance Summary

Appr/ Lane Grp	Lane Group Capacity	Adj Sat Flow Rate (s)	Ratios v/c	Ratios g/C	Lane Group Delay	Lane Group LOS	Approach Delay	Approach LOS
Eastbound								
LT	821	2110	0.53	0.39	23.6	C	23.6	C
Westbound								
TR	1007	2590	0.32	0.39	20.0-	B	20.0-	B
Northbound								
L	597	1193	0.26	0.50	11.0	B		
TR	2660	5319	0.69	0.50	14.6	B	14.3	B
Southbound								

Intersection Delay = 16.5 (sec/veh) Intersection LOS = B

HCS2000: Signalized Intersections Release 4.1f

C
Ethan C. Eldon Associates, Inc.
50 Charles Lindbergh Boulevard
Suite 400
Uniondale, NY 11553
Phone: 516-229-2325 Fax: 516-229-2355
E-Mail: eldon@ecenters.com

OPERATIONAL ANALYSIS

Analyst:	C
Agency/Co.:	Ethan C. Eldon Associates, Inc
Date Performed:	4/9/2007
Analysis Time Period:	Midday Peak
Intersection:	1st Ave/72nd St
Area Type:	All other areas
Jurisdiction:	
Analysis Year:	2010

Project ID: No-Build Condition Midday Peak (1:00-2:00 PM)
E/W St: 72nd Street N/S St: 1st Avenue

VOLUME DATA

	Eastbound			Westbound			Northbound			Southbound		
	L	T	R	L	T	R	L	T	R	L	T	R
Volume	114	283			222	71	150	1603	149			
% Heavy Veh	13	13			7	7	13	13	13			
PHF	0.91	0.91			0.92	0.92	0.96	0.96	0.96			
PK 15 Vol	31	78			60	19	39	417	39			
Hi Ln Vol												
% Grade		0			0			0				
Ideal Sat		1900			1900		1900	1900				
ParkExist						X	X		X			
NumPark						20	20		20			
No. Lanes	0	2	0	0	2	0	1	4	0	0	0	0
LGConfig		LT			TR		L	TR				
Lane Width		9.0			9.0		10.0	10.0				
RTOR Vol						0			0			
Adj Flow		436			318		156	1825				
%InSharedLn												
Prop LTs		0.287			0.000			0.000				
Prop RTs	0.000			0.242			0.085					
Peds Bikes				100	0		100	0		0		
Buses		0			0		0	0				
%InProtPhase												

Duration 0.25 Area Type: All other areas

OPERATING PARAMETERS

	Eastbound			Westbound			Northbound			Southbound		
	L	T	R	L	T	R	L	T	R	L	T	R
Init Unmet		0.0			0.0		0.0	0.0				
Arriv. Type		3			3		4	4				
Unit Ext.		3.0			3.0		3.0	3.0				
I Factor		1.000			1.000			1.000				
Lost Time		2.0			2.0		2.0	2.0				
Ext of g		2.0			2.0		2.0	2.0				
Ped Min g					3.9			3.9			3.2	

HCS2000: Signalized Intersections Release 4.1f

Analyst: C
Agency: Ethan C. Eldon Associates, Inc
Date: 4/9/2007
Period: PM Peak
Project ID: No-Build Condition AM Peak (5:00-6:00 PM)
E/W St: 72nd Street

Inter.: 1st Ave/72nd St
Area Type: All other areas
Jurisd:
Year : 2010
N/S St: 1st Avenue

SIGNALIZED INTERSECTION SUMMARY

	Eastbound			Westbound			Northbound			Southbound		
	L	T	R	L	T	R	L	T	R	L	T	R
No. Lanes	0	2	0	0	2	0	1	4	0	0	0	0
LGConfig		LT			TR		L	TR				
Volume	113	228			181	47	184	2130	163			
Lane Width		9.0			9.0		10.0	10.0				
RTOR Vol						0			0			

Duration 0.25 Area Type: All other areas

Signal Operations

Phase Combination		1	2	3	4			5	6	7	8
EB	Left	P				NB	Left	P			
	Thru	P					Thru	P			
	Right						Right	P			
	Peds	X					Peds	X			
WB	Left					SB	Left				
	Thru	P					Thru				
	Right	P					Right				
	Peds	X					Peds	X			
NB	Right					EB	Right				
SB	Right					WB	Right				
Green		35.0						45.0			
Yellow		3.0						3.0			
All Red		2.0						2.0			

Cycle Length: 90.0 secs

Intersection Performance Summary

Appr/ Lane Grp	Lane Group Capacity	Adj Sat Flow Rate (s)	Ratios v/c	Ratios g/C	Lane Group Delay	Lane Group LOS	Approach Delay	Approach LOS
Eastbound								
LT	849	2182	0.43	0.39	21.8	C	21.8	C
Westbound								
TR	1055	2714	0.23	0.39	18.9	B	18.9	B
Northbound								
L	795	1589	0.24	0.50	10.5	B		
TR	2993	5986	0.79	0.50	16.5	B	16.0	B
Southbound								

Intersection Delay = 16.9 (sec/veh) Intersection LOS = B

HCS2000: Signalized Intersections Release 4.1f

C
Ethan C. Eldon Associates, Inc.
50 Charles Lindbergh Boulevard
Suite 400
Uniondale, NY 11553
Phone: 516-229-2325 Fax: 516-229-2355
E-Mail: eldon@ecenters.com

OPERATIONAL ANALYSIS

Analyst: C
Agency/Co.: Ethan C. Eldon Associates, Inc
Date Performed: 4/9/2007
Analysis Time Period: PM Peak
Intersection: 1st Ave/72nd St
Area Type: All other areas
Jurisdiction:
Analysis Year: 2010
Project ID: No-Build Condition AM Peak (5:00-6:00 PM)
E/W St: 72nd Street N/S St: 1st Avenue

VOLUME DATA

	Eastbound			Westbound			Northbound			Southbound		
	L	T	R	L	T	R	L	T	R	L	T	R
Volume	113	228			181	47	184	2130	163			
% Heavy Veh	11	11			3	3	6	6	6			
PHF	0.93	0.93			0.95	0.95	0.97	0.97	0.97			
PK 15 Vol	30	61			48	12	47	549	42			
Hi Ln Vol												
% Grade		0			0			0				
Ideal Sat		1900			1900		1900	1900				
ParkExist						X						
NumPark						20						
No. Lanes	0	2	0	0	2	0	1	4	0	0	0	0
LGConfig		LT			TR		L	TR				
Lane Width		9.0			9.0		10.0	10.0				
RTOR Vol						0			0			
Adj Flow		367			240		190	2364				
%InSharedLn												
Prop LTs		0.332			0.000			0.000				
Prop RTs		0.000			0.204			0.071				
Peds Bikes					100	0		100	0		0	
Buses		0			0		0	0				
%InProtPhase												

Duration 0.25 Area Type: All other areas

OPERATING PARAMETERS

	Eastbound			Westbound			Northbound			Southbound		
	L	T	R	L	T	R	L	T	R	L	T	R
Init Unmet		0.0			0.0		0.0	0.0				
Arriv. Type		3			3		4	4				
Unit Ext.		3.0			3.0		3.0	3.0				
I Factor		1.000			1.000			1.000				
Lost Time		2.0			2.0		2.0	2.0				
Ext of g		2.0			2.0		2.0	2.0				
Ped Min g					3.9			3.9			3.2	

HCS2000: Signalized Intersections Release 4.1f

Analyst: C
Agency: Ethan C. Eldon Associates, Inc
Date: 4/9/2007
Period: AM Peak
Project ID: No-Build Condition AM Peak (7:30-8:30 AM)
E/W St: 71st Street

Inter.: 1st Ave/71st St
Area Type: All other areas
Jurisd:
Year : 2010
N/S St: 1st Avenue

SIGNALIZED INTERSECTION SUMMARY

	Eastbound			Westbound			Northbound			Southbound		
	L	T	R	L	T	R	L	T	R	L	T	R
No. Lanes	0	0	0	0	1	0	0	5	0	0	0	0
LGConfig					TR			LT				
Volume					180	88	194	1754				
Lane Width					16.0			10.0				
RTOR Vol						0						

Duration 0.25 Area Type: All other areas

Signal Operations

Phase Combination	1	2	3	4	5	6	7	8
EB Left					NB Left	P		
Thru					Thru	P		
Right					Right			
Peds		X			Peds	X		
WB Left					SB Left			
Thru		P			Thru			
Right		P			Right			
Peds		X			Peds	X		
NB Right					EB Right			
SB Right					WB Right			
Green		31.0				49.0		
Yellow		3.0				3.0		
All Red		2.0				2.0		

Cycle Length: 90.0 secs

Intersection Performance Summary

Appr/ Lane Grp	Lane Group Capacity	Adj Sat Flow Rate (s)	Ratios v/c	Ratios g/C	Lane Group Delay	Lane Group LOS	Approach Delay	Approach LOS
Eastbound								
Westbound								
TR	496	1441	0.59	0.34	29.5	C	29.5	C
Northbound								
LT	3929	7216	0.53	0.54	9.6	A	9.6	A
Southbound								

Intersection Delay = 12.1 (sec/veh) Intersection LOS = B

HCS2000: Signalized Intersections Release 4.1f

C
Ethan C. Eldon Associates, Inc.
50 Charles Lindbergh Boulevard
Suite 400
Uniondale, NY 11553
Phone: 516-229-2325 Fax: 516-229-2355
E-Mail: eldon@ecenters.com

OPERATIONAL ANALYSIS

Analyst:	C
Agency/Co.:	Ethan C. Eldon Associates, Inc
Date Performed:	4/9/2007
Analysis Time Period:	AM Peak
Intersection:	1st Ave/71st St
Area Type:	All other areas
Jurisdiction:	
Analysis Year:	2010

Project ID: No-Build Condition AM Peak (7:30-8:30 AM)
E/W St: 71st Street N/S St: 1st Avenue

VOLUME DATA

	Eastbound			Westbound			Northbound			Southbound		
	L	T	R	L	T	R	L	T	R	L	T	R
Volume					180	88	194	1754				
% Heavy Veh					11	11	10	10				
PHF					0.91	0.91	0.93	0.93				
PK 15 Vol					49	24	52	472				
Hi Ln Vol												
% Grade					0			0				
Ideal Sat					1900			1900				
ParkExist			X	X		X						
NumPark				10		10						
No. Lanes	0	0	0	0	1	0	0	5	0	0	0	0
LGConfig					TR			LT				
Lane Width					16.0			10.0				
RTOR Vol						0						
Adj Flow					295			2095				
%InSharedLn												
Prop LTs					0.000			0.100				
Prop RTs				0.329			0.000					
Peds Bikes				100	0					100		
Buses					0			0				
%InProtPhase												

Duration 0.25 Area Type: All other areas

OPERATING PARAMETERS

	Eastbound			Westbound			Northbound			Southbound		
	L	T	R	L	T	R	L	T	R	L	T	R
Init Unmet					0.0			0.0				
Arriv. Type					3			4				
Unit Ext.					3.0			3.0				
I Factor					1.000			1.000				
Lost Time					2.0			2.0				
Ext of g					2.0			2.0				
Ped Min g					3.9						3.9	

HCS2000: Signalized Intersections Release 4.1f

Analyst: C
Agency: Ethan C. Eldon Associates, Inc
Date: 4/9/2007
Period: Midday Peak
Project ID: No-Build Condition Midday Peak (1:00-2:00 PM)
E/W St: 71st Street

Inter.: 1st Ave/71st St
Area Type: All other areas
Jurisd:
Year : 2010
N/S St: 1st Avenue

SIGNALIZED INTERSECTION SUMMARY

	Eastbound			Westbound			Northbound			Southbound		
	L	T	R	L	T	R	L	T	R	L	T	R
No. Lanes	0	0	0	0	1	0	0	5	0	0	0	0
LGConfig					TR			LT				
Volume					234	103	147	1799				
Lane Width					16.0			10.0				
RTOR Vol						0						

Duration 0.25 Area Type: All other areas

Signal Operations

Phase Combination	1	2	3	4		5	6	7	8
EB Left					NB Left	P			
Thru					Thru	P			
Right					Right				
Peds		X			Peds	X			
WB Left					SB Left				
Thru		P			Thru				
Right		P			Right				
Peds		X			Peds	X			
NB Right					EB Right				
SB Right					WB Right				
Green		31.0				49.0			
Yellow		3.0				3.0			
All Red		2.0				2.0			

Cycle Length: 90.0 secs

Intersection Performance Summary

Appr/ Lane Grp	Lane Group Capacity	Adj Sat Flow Rate (s)	Ratios v/c	Ratios g/C	Lane Group Delay	Lane Group LOS	Approach Delay	Approach LOS
Eastbound								
Westbound								
TR	518	1503	0.68	0.34	32.2	C	32.2	C
Northbound								
LT	3717	6828	0.53	0.54	9.6	A	9.6	A
Southbound								

Intersection Delay = 13.0 (sec/veh) Intersection LOS = B

HCS2000: Signalized Intersections Release 4.1f

C
Ethan C. Eldon Associates, Inc.
50 Charles Lindbergh Boulevard
Suite 400
Uniondale, NY 11553
Phone: 516-229-2325 Fax: 516-229-2355
E-Mail: eldon@ecenters.com

OPERATIONAL ANALYSIS

Analyst:	C
Agency/Co.:	Ethan C. Eldon Associates, Inc
Date Performed:	4/9/2007
Analysis Time Period:	Midday Peak
Intersection:	1st Ave/71st St
Area Type:	All other areas
Jurisdiction:	
Analysis Year:	2010

Project ID: No-Build Condition Midday Peak (1:00-2:00 PM)
E/W St: 71st Street N/S St: 1st Avenue

VOLUME DATA

	Eastbound			Westbound			Northbound			Southbound		
	L	T	R	L	T	R	L	T	R	L	T	R
Volume					234	103	147	1799				
% Heavy Veh					7	7	12	12				
PHF					0.96	0.96	0.99	0.99				
PK 15 Vol					61	27	37	454				
Hi Ln Vol												
% Grade					0			0				
Ideal Sat					1900			1900				
ParkExist			X	X		X	X					
NumPark				10		10	20					
No. Lanes	0	0	0	0	1	0	0	5	0	0	0	0
LGConfig					TR			LT				
Lane Width					16.0			10.0				
RTOR Vol						0						
Adj Flow					351			1965				
%InSharedLn												
Prop LTs					0.000			0.075				
Prop RTs					0.305			0.000				
Peds Bikes					100	0					100	
Buses					0			0				
%InProtPhase												

Duration 0.25 Area Type: All other areas

OPERATING PARAMETERS

	Eastbound			Westbound			Northbound			Southbound		
	L	T	R	L	T	R	L	T	R	L	T	R
Init Unmet					0.0			0.0				
Arriv. Type					3			4				
Unit Ext.					3.0			3.0				
I Factor					1.000			1.000				
Lost Time					2.0			2.0				
Ext of g					2.0			2.0				
Ped Min g					3.9						3.9	

HCS2000: Signalized Intersections Release 4.1f

Analyst: C
Agency: Ethan C. Eldon Associates, Inc
Date: 4/9/2007
Period: PM Peak
Project ID: No-Build Condition PM Peak (5:00-6:00 PM)
E/W St: 71st Street

Inter.: 1st Ave/71st St
Area Type: All other areas
Jurisd:
Year : 2010
N/S St: 1st Avenue

SIGNALIZED INTERSECTION SUMMARY

	Eastbound			Westbound			Northbound			Southbound		
	L	T	R	L	T	R	L	T	R	L	T	R
No. Lanes	0	0	0	0	1	0	0	5	0	0	0	0
LGConfig					TR			LT				
Volume					245	111	154	2366				
Lane Width					16.0			10.0				
RTOR Vol						0						

Duration 0.25 Area Type: All other areas

Signal Operations

Phase Combination	1	2	3	4	5	6	7	8
EB Left					NB Left	P		
Thru					Thru	P		
Right					Right			
Peds		X			Peds	X		
WB Left					SB Left			
Thru		P			Thru			
Right		P			Right			
Peds		X			Peds	X		
NB Right					EB Right			
SB Right					WB Right			
Green		31.0				49.0		
Yellow		3.0				3.0		
All Red		2.0				2.0		

Cycle Length: 90.0 secs

Intersection Performance Summary

Appr/ Lane Grp	Lane Group Capacity	Adj Sat Flow Rate (s)	Ratios v/c	Ratios g/C	Lane Group Delay	Lane Group LOS	Approach Delay	Approach LOS
Eastbound								
Westbound								
TR	532	1544	0.74	0.34	35.0+	D	35.0+	D
Northbound								
LT	4139	7602	0.62	0.54	10.5	B	10.5	B
Southbound								

Intersection Delay = 13.7 (sec/veh) Intersection LOS = B

HCS2000: Signalized Intersections Release 4.1f

C
Ethan C. Eldon Associates, Inc.
50 Charles Lindbergh Boulevard
Suite 400
Uniondale, NY 11553
Phone: 516-229-2325 Fax: 516-229-2355
E-Mail: eldon@ecenters.com

OPERATIONAL ANALYSIS

Analyst: C
Agency/Co.: Ethan C. Eldon Associates, Inc
Date Performed: 4/9/2007
Analysis Time Period: PM Peak
Intersection: 1st Ave/71st St
Area Type: All other areas
Jurisdiction:
Analysis Year: 2010
Project ID: No-Build Condition PM Peak (5:00-6:00 PM)
E/W St: 71st Street N/S St: 1st Avenue

VOLUME DATA

	Eastbound			Westbound			Northbound			Southbound		
	L	T	R	L	T	R	L	T	R	L	T	R
Volume					245	111	154	2366				
% Heavy Veh					4	4	5	5				
PHF					0.90	0.90	0.98	0.98				
PK 15 Vol					68	31	39	604				
Hi Ln Vol												
% Grade					0			0				
Ideal Sat					1900			1900				
ParkExist			X	X		X						
NumPark				10		10						
No. Lanes	0	0	0	0	1	0	0	5	0	0	0	0
LGConfig					TR			LT				
Lane Width					16.0			10.0				
RTOR Vol						0						
Adj Flow					395			2571				
%InSharedLn												
Prop LTs					0.000			0.061				
Prop RTs					0.311			0.000				
Peds Bikes					100	0					100	
Buses					0			0				
%InProtPhase												

Duration 0.25 Area Type: All other areas

OPERATING PARAMETERS

	Eastbound			Westbound			Northbound			Southbound		
	L	T	R	L	T	R	L	T	R	L	T	R
Init Unmet					0.0			0.0				
Arriv. Type					3			4				
Unit Ext.					3.0			3.0				
I Factor					1.000			1.000				
Lost Time					2.0			2.0				
Ext of g					2.0			2.0				
Ped Min g					3.9						3.9	

HCS2000: Signalized Intersections Release 4.1f

Analyst: C
Agency: Ethan C. Eldon Associates, Inc
Date: 4/9/2007
Period: AM Peak
Project ID: No-Build Condition AM Peak (7:30-8:30 AM)
E/W St: 70th Street

Inter.: 1st Ave/70th St
Area Type: All other areas
Jurisd:
Year : 2010
N/S St: 1st Avenue

SIGNALIZED INTERSECTION SUMMARY

	Eastbound			Westbound			Northbound			Southbound		
	L	T	R	L	T	R	L	T	R	L	T	R
No. Lanes	1	1	0	0	0	0	0	5	0	0	0	0
LGConfig	L	T						TR				
Volume	117	207						1831	239			
Lane Width	10.0	10.0						10.0				
RTOR Vol									0			

Duration 0.25 Area Type: All other areas

Signal Operations

Phase Combination	1	2	3	4		5	6	7	8
EB Left	P				NB Left				
Thru	P				Thru	P			
Right					Right	P			
Peds	X				Peds	X			
WB Left					SB Left				
Thru					Thru				
Right					Right				
Peds	X				Peds	X			
NB Right					EB Right				
SB Right					WB Right				
Green	31.0					49.0			
Yellow	3.0					3.0			
All Red	2.0					2.0			

Cycle Length: 90.0 secs

Intersection Performance Summary

Appr/ Lane Grp	Lane Group Capacity	Adj Sat Flow Rate (s)	Ratios v/c	Ratios g/C	Lane Group Delay	Lane Group LOS	Approach Delay	Approach LOS
Eastbound								
L	495	1437	0.27	0.34	22.7	C		
T	457	1326	0.52	0.34	27.8	C	25.9	C
Westbound								
Northbound								
TR	3874	7116	0.57	0.54	10.0+	B	10.0+	B
Southbound								

Intersection Delay = 12.3 (sec/veh) Intersection LOS = B

HCS2000: Signalized Intersections Release 4.1f

C
Ethan C. Eldon Associates, Inc.
50 Charles Lindbergh Boulevard
Suite 400
Uniondale, NY 11553
Phone: 516-229-2325 Fax: 516-229-2355
E-Mail: eldon@ecenters.com

OPERATIONAL ANALYSIS

Analyst:	C
Agency/Co.:	Ethan C. Eldon Associates, Inc
Date Performed:	4/9/2007
Analysis Time Period:	AM Peak
Intersection:	1st Ave/70th St
Area Type:	All other areas
Jurisdiction:	
Analysis Year:	2010

Project ID: No-Build Condition AM Peak (7:30-8:30 AM)
E/W St: 70th Street N/S St: 1st Avenue

VOLUME DATA

	Eastbound			Westbound			Northbound			Southbound		
	L	T	R	L	T	R	L	T	R	L	T	R
Volume	117	207						1831	239			
% Heavy Veh	7	7						10	10			
PHF	0.87	0.87						0.93	0.93			
PK 15 Vol	34	59						492	64			
Hi Ln Vol												
% Grade		0						0				
Ideal Sat	1900	1900						1900				
ParkExist			X	X		X						
NumPark			20									
No. Lanes	1	1	0	0	0	0	0	5	0	0	0	0
LGConfig	L	T						TR				
Lane Width	10.0	10.0						10.0				
RTOR Vol									0			
Adj Flow	134	238						2226				
%InSharedLn												
Prop LTs		0.000						0.000				
Prop RTs	0.000						0.115					
Peds Bikes				100			100		0			
Buses	0	0						0				
%InProtPhase												

Duration 0.25 Area Type: All other areas

OPERATING PARAMETERS

	Eastbound			Westbound			Northbound			Southbound		
	L	T	R	L	T	R	L	T	R	L	T	R
Init Unmet	0.0	0.0						0.0				
Arriv. Type	3	3						4				
Unit Ext.	3.0	3.0						3.0				
I Factor		1.000						1.000				
Lost Time	2.0	2.0						2.0				
Ext of g	2.0	2.0						2.0				
Ped Min g					3.9			3.9				

HCS2000: Signalized Intersections Release 4.1f

Analyst: C
Agency: Ethan C. Eldon Associates, Inc
Date: 4/9/2007
Period: Midday Peak
Project ID: No-Build Condition Midday Peak (1:00-2:00 PM)
E/W St: 70th Street

Inter.: 1st Ave/70th St
Area Type: All other areas
Jurisd:
Year : 2010
N/S St: 1st Avenue

SIGNALIZED INTERSECTION SUMMARY

	Eastbound			Westbound			Northbound			Southbound		
	L	T	R	L	T	R	L	T	R	L	T	R
No. Lanes	1	1	0	0	0	0	0	5	0	0	0	0
LGConfig	L	T						TR				
Volume	151	178						1795	130			
Lane Width	10.0	10.0						10.0				
RTOR Vol									0			

Duration 0.25 Area Type: All other areas

Signal Operations

Phase Combination		1	2	3	4			5	6	7	8
EB	Left	P				NB	Left				
	Thru	P					Thru	P			
	Right						Right	P			
	Peds	X					Peds	X			
WB	Left					SB	Left				
	Thru						Thru				
	Right						Right				
	Peds	X					Peds	X			
NB	Right					EB	Right				
SB	Right					WB	Right				
Green		31.0						49.0			
Yellow		3.0						3.0			
All Red		2.0						2.0			

Cycle Length: 90.0 secs

Intersection Performance Summary

Appr/ Lane Grp	Lane Group Capacity	Adj Sat Flow Rate (s)	Ratios v/c	Ratios g/C	Lane Group Delay	Lane Group LOS	Approach Delay	Approach LOS
Eastbound								
L	482	1398	0.32	0.34	23.5	C		
T	444	1290	0.41	0.34	25.4	C	24.5	C
Westbound								
Northbound								
TR	3816	7009	0.51	0.54	9.5	A	9.5	A
Southbound								

Intersection Delay = 11.7 (sec/veh) Intersection LOS = B

HCS2000: Signalized Intersections Release 4.1f

C
Ethan C. Eldon Associates, Inc.
50 Charles Lindbergh Boulevard
Suite 400
Uniondale, NY 11553
Phone: 516-229-2325 Fax: 516-229-2355
E-Mail: eldon@ecenters.com

OPERATIONAL ANALYSIS

Analyst: C
Agency/Co.: Ethan C. Eldon Associates, Inc
Date Performed: 4/9/2007
Analysis Time Period: Midday Peak
Intersection: 1st Ave/70th St
Area Type: All other areas
Jurisdiction:
Analysis Year: 2010
Project ID: No-Build Condition Midday Peak (1:00-2:00 PM)
E/W St: 70th Street N/S St: 1st Avenue

VOLUME DATA

	Eastbound			Westbound			Northbound			Southbound		
	L	T	R	L	T	R	L	T	R	L	T	R
Volume	151	178						1795	130			
% Heavy Veh	10	10						13	13			
PHF	0.97	0.97						0.98	0.98			
PK 15 Vol	39	46						458	33			
Hi Ln Vol												
% Grade		0						0				
Ideal Sat	1900	1900						1900				
ParkExist			X	X		X						
NumPark			20									
No. Lanes	1	1	0	0	0	0	0	5	0	0	0	0
LGConfig	L	T						TR				
Lane Width	10.0	10.0						10.0				
RTOR Vol									0			
Adj Flow	156	184						1965				
%InSharedLn												
Prop LTs		0.000						0.000				
Prop RTs	0.000						0.068					
Peds Bikes				100			100	0				
Buses	0	0						0				
%InProtPhase												

Duration 0.25 Area Type: All other areas

OPERATING PARAMETERS

	Eastbound			Westbound			Northbound			Southbound		
	L	T	R	L	T	R	L	T	R	L	T	R
Init Unmet	0.0	0.0						0.0				
Arriv. Type	3	3						4				
Unit Ext.	3.0	3.0						3.0				
I Factor		1.000						1.000				
Lost Time	2.0	2.0						2.0				
Ext of g	2.0	2.0						2.0				
Ped Min g					3.9			3.9				

HCS2000: Signalized Intersections Release 4.1f

Analyst: C
Agency: Ethan C. Eldon Associates, Inc
Date: 4/9/2007
Period: PM Peak
Project ID: No-Build Condition PM Peak (5:00-6:00 PM)
E/W St: 70th Street

Inter.: 1st Ave/70th St
Area Type: All other areas
Jurisd:
Year : 2010
N/S St: 1st Avenue

SIGNALIZED INTERSECTION SUMMARY

	Eastbound			Westbound			Northbound			Southbound		
	L	T	R	L	T	R	L	T	R	L	T	R
No. Lanes	1	1	0	0	0	0	0	5	0	0	0	0
LGConfig	L	T						TR				
Volume	111	163						2409	159			
Lane Width	10.0	10.0						10.0				
RTOR Vol									0			

Duration 0.25 Area Type: All other areas

Signal Operations

Phase Combination	1	2	3	4	5	6	7	8
EB Left	P				NB Left			
Thru	P				Thru	P		
Right					Right	P		
Peds	X				Peds	X		
WB Left					SB Left			
Thru					Thru			
Right					Right			
Peds	X				Peds	X		
NB Right					EB Right			
SB Right					WB Right			
Green	31.0					49.0		
Yellow	3.0					3.0		
All Red	2.0					2.0		

Cycle Length: 90.0 secs

Intersection Performance Summary

Appr/ Lane Grp	Lane Group Capacity	Adj Sat Flow Rate (s)	Ratios v/c	Ratios g/C	Lane Group Delay	Lane Group LOS	Approach Delay	Approach LOS
Eastbound								
L	519	1508	0.23	0.34	22.1	C		
T	479	1391	0.37	0.34	24.3	C	23.4	C
Westbound								
Northbound								
TR	4112	7553	0.64	0.54	10.7	B	10.7	B
Southbound								

Intersection Delay = 12.0 (sec/veh) Intersection LOS = B

HCS2000: Signalized Intersections Release 4.1f

C
Ethan C. Eldon Associates, Inc.
50 Charles Lindbergh Boulevard
Suite 400
Uniondale, NY 11553
Phone: 516-229-2325 Fax: 516-229-2355
E-Mail: eldon@ecenters.com

OPERATIONAL ANALYSIS

Analyst: C
Agency/Co.: Ethan C. Eldon Associates, Inc
Date Performed: 4/9/2007
Analysis Time Period: PM Peak
Intersection: 1st Ave/70th St
Area Type: All other areas
Jurisdiction:
Analysis Year: 2010
Project ID: No-Build Condition PM Peak (5:00-6:00 PM)
E/W St: 70th Street N/S St: 1st Avenue

VOLUME DATA

	Eastbound			Westbound			Northbound			Southbound		
	L	T	R	L	T	R	L	T	R	L	T	R
Volume	111	163						2409	159			
% Heavy Veh	2	2						5	5			
PHF	0.92	0.92						0.98	0.98			
PK 15 Vol	30	44						615	41			
Hi Ln Vol												
% Grade		0						0				
Ideal Sat	1900	1900						1900				
ParkExist			X	X		X						
NumPark			20									
No. Lanes	1	1	0	0	0	0	0	5	0	0	0	0
LGConfig	L	T						TR				
Lane Width	10.0	10.0						10.0				
RTOR Vol									0			
Adj Flow	121	177						2620				
%InSharedLn												
Prop LTs		0.000						0.000				
Prop RTs	0.000						0.062					
Peds Bikes				100			100		0			
Buses	0	0						0				
%InProtPhase												

Duration 0.25 Area Type: All other areas

OPERATING PARAMETERS

	Eastbound			Westbound			Northbound			Southbound		
	L	T	R	L	T	R	L	T	R	L	T	R
Init Unmet	0.0	0.0						0.0				
Arriv. Type	3	3						4				
Unit Ext.	3.0	3.0						3.0				
I Factor		1.000						1.000				
Lost Time	2.0	2.0						2.0				
Ext of g	2.0	2.0						2.0				
Ped Min g					3.9			3.9				

HCS2000: Signalized Intersections Release 4.1f

Analyst: C
Agency: Ethan C. Eldon Associates, Inc
Date: 4/10/2007
Period: AM Peak
Project ID: No-Build Condition AM Peak (7:30-8:30 AM)
E/W St: East 73rd Street

Inter.: York Ave/E 73rd St
Area Type: All other areas
Jurisd:
Year : 2010
N/S St: York Avenue

SIGNALIZED INTERSECTION SUMMARY

	Eastbound			Westbound			Northbound			Southbound		
	L	T	R	L	T	R	L	T	R	L	T	R
No. Lanes	0	0	0	0	2	0	0	2	0	0	2	0
LGConfig					LTR			LTR		DefL	TR	
Volume				1	9	14	39	843	248	205	534	75
Lane Width					10.0			10.0		10.0	10.0	
RTOR Vol						0			0			0

Duration 0.25 Area Type: All other areas

Signal Operations

Phase Combination	1	2	3	4	5	6	7	8
EB Left					NB Left	P		
Thru					Thru	P		
Right					Right	P		
Peds		X			Peds	X		
WB Left		P			SB Left	P	P	
Thru		P			Thru	P	P	
Right		P			Right	P	P	
Peds		X			Peds	X	X	
NB Right					EB Right			
SB Right					WB Right			
Green		34.0				10.0	61.0	
Yellow		3.0				3.0	3.0	
All Red		2.0				2.0	2.0	

Cycle Length: 120.0 secs

Intersection Performance Summary

Appr/ Lane Grp	Lane Group Capacity	Adj Sat Flow Rate (s)	Ratios v/c	Ratios g/C	Lane Group Delay	Lane Group LOS	Approach Delay	Approach LOS
Eastbound								
Westbound								
LTR	766	2702	0.03	0.28	31.2	C	31.2	C
Northbound								
LTR	1270	2499	0.93	0.51	33.6	C	33.6	C
Southbound								
DefL	278	1626	0.79	0.63	34.9	C		
TR	796	1257	0.82	0.63	17.6	B	22.0	C

Intersection Delay = 28.6 (sec/veh) Intersection LOS = C

HCS2000: Signalized Intersections Release 4.1f

C
Ethan C. Eldon Associates, Inc.
50 Charles Lindbergh Boulevard
Suite 400
Uniondale, NY 11553
Phone: 516-229-2325 Fax: 516-229-2355
E-Mail: eldon@ecenters.com

OPERATIONAL ANALYSIS

Analyst:	C
Agency/Co.:	Ethan C. Eldon Associates, Inc
Date Performed:	4/10/2007
Analysis Time Period:	AM Peak
Intersection:	York Ave/E 73rd St
Area Type:	All other areas
Jurisdiction:	
Analysis Year:	2010

Project ID: No-Build Condition AM Peak (7:30-8:30 AM)
E/W St: East 73rd Street N/S St: York Avenue

VOLUME DATA

	Eastbound			Westbound			Northbound			Southbound		
	L	T	R	L	T	R	L	T	R	L	T	R
Volume				1	9	14	39	843	248	205	534	75
% Heavy Veh				7	7	7	4	4	4	2	11	4
PHF				0.91	0.91	0.91	0.96	0.96	0.96	0.93	0.93	0.93
PK 15 Vol				1	3	4	10	220	65	55	144	20
Hi Ln Vol												
% Grade					0			0			0	
Ideal Sat					1900			1900		1900	1900	
ParkExist	X		X						X			X
NumPark									20			20
No. Lanes	0	0	0	0	2	0	0	2	0	0	2	0
LGConfig					LTR			LTR		DefL	TR	
Lane Width					10.0			10.0		10.0	10.0	
RTOR Vol						0			0			0
Adj Flow					26			1177		220	655	
%InSharedLn												
Prop LTs					0.038			0.035		1.000	0.000	
Prop RTs					0.577			0.219			0.124	
Peds Bikes	100			100	0		100	0		100	0	
Buses					0			0		0	0	
%InProtPhase										0.0		

Duration 0.25 Area Type: All other areas

OPERATING PARAMETERS

	Eastbound			Westbound			Northbound			Southbound		
	L	T	R	L	T	R	L	T	R	L	T	R
Init Unmet					0.0			0.0		0.0	0.0	
Arriv. Type					3			4		4	4	
Unit Ext.					3.0			3.0		3.0	3.0	
I Factor					1.000			1.000			1.000	
Lost Time					2.0			2.0		2.0	2.0	
Ext of g					2.0			2.0		2.0	2.0	
Ped Min g		4.1			4.1			4.1			4.1	

HCS2000: Signalized Intersections Release 4.1f

Analyst: C
Agency: Ethan C. Eldon Associates, Inc
Date: 4/10/2007
Period: Midday Peak
Project ID: No-Build Condition Midday Peak (1:00-2:00 PM)
E/W St: East 73rd Street

Inter.: York Ave/E 73rd St
Area Type: All other areas
Jurisd:
Year : 2010
N/S St: York Avenue

SIGNALIZED INTERSECTION SUMMARY

	Eastbound			Westbound			Northbound			Southbound		
	L	T	R	L	T	R	L	T	R	L	T	R
No. Lanes	0	0	0	0	2	0	0	2	0	0	2	0
LGConfig					LTR			LTR			LTR	
Volume				2	6	18	45	748	148	109	584	78
Lane Width					10.0			10.0			10.0	
RTOR Vol						0			0			0

Duration 0.25 Area Type: All other areas

Signal Operations

Phase Combination		1	2	3	4			5	6	7	8
EB	Left					NB	Left		P		
	Thru						Thru		P		
	Right						Right		P		
	Peds		X				Peds		X		
WB	Left		P			SB	Left	P	P		
	Thru		P				Thru	P	P		
	Right		P				Right	P	P		
	Peds		X				Peds	X	X		
NB	Right					EB	Right				
SB	Right					WB	Right				
Green			34.0					10.0	61.0		
Yellow			3.0					3.0	3.0		
All Red			2.0					2.0	2.0		

Cycle Length: 120.0 secs

Intersection Performance Summary

Appr/ Lane Grp	Lane Group Capacity	Adj Sat Flow Rate (s)	Ratios v/c	Ratios g/C	Lane Group Delay	Lane Group LOS	Approach Delay	Approach LOS
Eastbound								
Westbound								
LTR	712	2513	0.04	0.28	31.3	C	31.3	C
Northbound								
LTR	1218	2396	0.82	0.51	25.1	C	25.1	C
Southbound								
LTR	1105	2762	0.73	0.63	11.5	B	11.5	B

Intersection Delay = 19.2 (sec/veh) Intersection LOS = B

HCS2000: Signalized Intersections Release 4.1f

C
Ethan C. Eldon Associates, Inc.
50 Charles Lindbergh Boulevard
Suite 400
Uniondale, NY 11553
Phone: 516-229-2325 Fax: 516-229-2355
E-Mail: eldon@ecenters.com

OPERATIONAL ANALYSIS

Analyst: C
Agency/Co.: Ethan C. Eldon Associates, Inc
Date Performed: 4/10/2007
Analysis Time Period: Midday Peak
Intersection: York Ave/E 73rd St
Area Type: All other areas
Jurisdiction:
Analysis Year: 2010
Project ID: No-Build Condition Midday Peak (1:00-2:00 PM)
E/W St: East 73rd Street N/S St: York Avenue

VOLUME DATA

	Eastbound			Westbound			Northbound			Southbound		
	L	T	R	L	T	R	L	T	R	L	T	R
Volume				2	6	18	45	748	148	109	584	78
% Heavy Veh				11	11	11	5	5	5	3	8	3
PHF				0.86	0.86	0.86	0.94	0.94	0.94	0.96	0.96	0.96
PK 15 Vol				1	2	5	12	199	39	28	152	20
Hi Ln Vol												
% Grade					0			0			0	
Ideal Sat					1900			1900			1900	
ParkExist	X		X						X			X
NumPark									20			20
No. Lanes	0	0	0	0	2	0	0	2	0	0	2	0
LGConfig					LTR			LTR			LTR	
Lane Width					10.0			10.0			10.0	
RTOR Vol						0			0			0
Adj Flow					30			1001			803	
%InSharedLn												
Prop LTs					0.067			0.048			0.142	
Prop RTs					0.700			0.157			0.101	
Peds Bikes	100				100	0		100	0		100	0
Buses					0			0			0	
%InProtPhase										0.0		

Duration 0.25 Area Type: All other areas

OPERATING PARAMETERS

	Eastbound			Westbound			Northbound			Southbound		
	L	T	R	L	T	R	L	T	R	L	T	R
Init Unmet					0.0			0.0			0.0	
Arriv. Type					3			4			4	
Unit Ext.					3.0			3.0			3.0	
I Factor					1.000			1.000			1.000	
Lost Time					2.0			2.0			2.0	
Ext of g					2.0			2.0			2.0	
Ped Min g		4.1			4.1			4.1			4.1	

HCS2000: Signalized Intersections Release 4.1f

Analyst: C
Agency: Ethan C. Eldon Associates, Inc
Date: 4/10/2007
Period: PM Peak
Project ID: No-Build Condition PM Peak (5:00-6:00 PM)
E/W St: East 73rd Street

Inter.: York Ave/E 73rd St
Area Type: All other areas
Jurisd:
Year : 2010
N/S St: York Avenue

SIGNALIZED INTERSECTION SUMMARY

	Eastbound			Westbound			Northbound			Southbound		
	L	T	R	L	T	R	L	T	R	L	T	R
No. Lanes	0	0	0	0	2	0	0	2	0	0	2	0
LGConfig					LTR			LTR			LTR	
Volume				2	18	21	31	691	205	162	634	59
Lane Width					10.0			10.0			10.0	
RTOR Vol						0			0			0

Duration 0.25 Area Type: All other areas

Signal Operations

Phase Combination		1	2	3	4			5	6	7	8
EB	Left					NB	Left		P		
	Thru						Thru		P		
	Right						Right		P		
	Peds		X				Peds		X		
WB	Left		P			SB	Left	P	P		
	Thru		P				Thru	P	P		
	Right		P				Right	P	P		
	Peds		X				Peds	X	X		
NB	Right					EB	Right				
SB	Right					WB	Right				
Green			34.0					10.0	61.0		
Yellow			3.0					3.0	3.0		
All Red			2.0					2.0	2.0		

Cycle Length: 120.0 secs

Intersection Performance Summary

Appr/ Lane Grp	Lane Group Capacity	Adj Sat Flow Rate (s)	Ratios v/c	Ratios g/C	Lane Group Delay	Lane Group LOS	Approach Delay	Approach LOS
Eastbound								
Westbound								
LTR	802	2830	0.06	0.28	31.4	C	31.4	C
Northbound								
LTR	1264	2486	0.79	0.51	23.3	C	23.3	C
Southbound								
LTR	1114	2861	0.79	0.63	13.7	B	13.7	B

Intersection Delay = 19.1 (sec/veh) Intersection LOS = B

HCS2000: Signalized Intersections Release 4.1f

C
Ethan C. Eldon Associates, Inc.
50 Charles Lindbergh Boulevard
Suite 400
Uniondale, NY 11553
Phone: 516-229-2325 Fax: 516-229-2355
E-Mail: eldon@ecenters.com

OPERATIONAL ANALYSIS

Analyst:	C
Agency/Co.:	Ethan C. Eldon Associates, Inc
Date Performed:	4/10/2007
Analysis Time Period:	PM Peak
Intersection:	York Ave/E 73rd St
Area Type:	All other areas
Jurisdiction:	
Analysis Year:	2010

Project ID: No-Build Condition PM Peak (5:00-6:00 PM)
E/W St: East 73rd Street N/S St: York Avenue

VOLUME DATA

	Eastbound			Westbound			Northbound			Southbound		
	L	T	R	L	T	R	L	T	R	L	T	R
Volume				2	18	21	31	691	205	162	634	59
% Heavy Veh				4	4	4	3	3	3	1	4	3
PHF				0.90	0.90	0.90	0.93	0.93	0.93	0.97	0.97	0.97
PK 15 Vol				1	5	6	8	186	55	42	163	15
Hi Ln Vol												
% Grade					0			0			0	
Ideal Sat					1900			1900			1900	
ParkExist	X		X						X			X
NumPark									20			20
No. Lanes	0	0	0	0	2	0	0	2	0	0	2	0
LGConfig					LTR			LTR			LTR	
Lane Width					10.0			10.0			10.0	
RTOR Vol						0			0			0
Adj Flow					45			996			882	
%InSharedLn												
Prop LTs					0.044			0.033			0.189	
Prop RTs					0.511			0.221			0.069	
Peds Bikes	100				100	0		100	0		100	0
Buses					0			0			0	
%InProtPhase										0.0		

Duration 0.25 Area Type: All other areas

OPERATING PARAMETERS

	Eastbound			Westbound			Northbound			Southbound		
	L	T	R	L	T	R	L	T	R	L	T	R
Init Unmet					0.0			0.0			0.0	
Arriv. Type					3			4			4	
Unit Ext.					3.0			3.0			3.0	
I Factor					1.000			1.000			1.000	
Lost Time					2.0			2.0			2.0	
Ext of g					2.0			2.0			2.0	
Ped Min g		4.1			4.1			4.1			4.1	

HCS2000: Signalized Intersections Release 4.1f

Analyst: C
Agency: Ethan C. Eldon Associates, Inc
Date: 4/10/2007
Period: AM Peak
Project ID: No-Build Condition AM Peak (7:30-8:30 AM)
E/W St: East 72nd Street

Inter.: York Ave/E 72nd St
Area Type: All other areas
Jurisd:
Year : 2010
N/S St: York Avenue

SIGNALIZED INTERSECTION SUMMARY

	Eastbound			Westbound			Northbound			Southbound		
	L	T	R	L	T	R	L	T	R	L	T	R
No. Lanes	0	2	1	0	1	0	0	2	0	0	2	0
LGConfig	DefL	T	R		LTR			LTR			LTR	
Volume	211	62	149	20	67	51	120	868	65	16	399	120
Lane Width	9.0	9.0	9.0		12.0			10.0			10.0	
RTOR Vol			0			0			0			0

Duration 0.25 Area Type: All other areas

Signal Operations

Phase Combination		1	2	3	4			5	6	7	8
EB	Left	P				NB	Left	P			
	Thru	P					Thru	P			
	Right	P					Right	P			
	Peds	X					Peds	X			
WB	Left	P				SB	Left	P			
	Thru	P					Thru	P			
	Right	P					Right	P			
	Peds	X					Peds	X			
NB	Right					EB	Right				
SB	Right					WB	Right				
Green		43.0						67.0			
Yellow		3.0						3.0			
All Red		2.0						2.0			

Cycle Length: 120.0 secs

Intersection Performance Summary

Appr/ Lane Grp	Lane Group Capacity	Adj Sat Flow Rate (s)	Ratios v/c	Ratios g/C	Lane Group Delay	Lane Group LOS	Approach Delay	Approach LOS
Eastbound								
DefL	328	916	0.71	0.36	45.2	D		
T	589	1644	0.12	0.36	26.2	C	38.2	D
R	369	1031	0.44	0.36	33.2	C		
Westbound								
LTR	468	1307	0.34	0.36	30.0	C	30.0	C
Northbound								
LTR	1283	2298	0.85	0.56	21.8	C	21.8	C
Southbound								
LTR	1319	2362	0.47	0.56	11.7	B	11.7	B

Intersection Delay = 23.0 (sec/veh) Intersection LOS = C

HCS2000: Signalized Intersections Release 4.1f

C
Ethan C. Eldon Associates, Inc.
50 Charles Lindbergh Boulevard
Suite 400
Uniondale, NY 11553
Phone: 516-229-2325 Fax: 516-229-2355
E-Mail: eldon@ecenters.com

OPERATIONAL ANALYSIS

Analyst:	C
Agency/Co.:	Ethan C. Eldon Associates, Inc
Date Performed:	4/10/2007
Analysis Time Period:	AM Peak
Intersection:	York Ave/E 72nd St
Area Type:	All other areas
Jurisdiction:	
Analysis Year:	2010

Project ID: No-Build Condition AM Peak (7:30-8:30 AM)
E/W St: East 72nd Street N/S St: York Avenue

VOLUME DATA

	Eastbound			Westbound			Northbound			Southbound		
	L	T	R	L	T	R	L	T	R	L	T	R
Volume	211	62	149	20	67	51	120	868	65	16	399	120
% Heavy Veh	5	4	24	3	3	3	4	4	4	10	10	10
PHF	0.91	0.91	0.91	0.88	0.88	0.88	0.97	0.97	0.97	0.87	0.87	0.87
PK 15 Vol	58	17	41	6	19	14	31	224	17	5	115	34
Hi Ln Vol												
% Grade		0			-3			0			0	
Ideal Sat	1900	1900	1900		1900			1900			1900	
ParkExist						X			X			X
NumPark						20			20			20
No. Lanes	0	2	1	0	1	0	0	2	0	0	2	0
LGConfig	DefL	T	R		LTR			LTR			LTR	
Lane Width	9.0	9.0	9.0		12.0			10.0			10.0	
RTOR Vol			0			0			0			0
Adj Flow	232	68	164		157			1085			615	
%InSharedLn												
Prop LTs	1.000	0.000			0.146			0.114			0.029	
Prop RTs		0.000	1.000		0.369			0.062			0.224	
Peds Bikes		100	0		100	0		100	0		100	0
Buses	0	0	10		0			0			0	
%InProtPhase												
Duration	0.25			Area Type: All other areas								

OPERATING PARAMETERS

	Eastbound			Westbound			Northbound			Southbound		
	L	T	R	L	T	R	L	T	R	L	T	R
Init Unmet	0.0	0.0	0.0		0.0			0.0			0.0	
Arriv. Type	3	3	3		3			4			4	
Unit Ext.	3.0	3.0	3.0		3.0			3.0			3.0	
I Factor		1.000			1.000			1.000			1.000	
Lost Time	2.0	2.0	2.0		2.0			2.0			2.0	
Ext of g	2.0	2.0	2.0		2.0			2.0			2.0	
Ped Min g		4.1			4.1			4.1			4.1	

HCS2000: Signalized Intersections Release 4.1f

Analyst: C
Agency: Ethan C. Eldon Associates, Inc
Date: 4/10/2007
Period: Midday Peak
Project ID: No-Build Condition Midday Peak (1:00-2:00 PM)
E/W St: East 72nd Street

Inter.: York Ave/E 72nd St
Area Type: All other areas
Jurisd:
Year : 2010
N/S St: York Avenue

SIGNALIZED INTERSECTION SUMMARY

	Eastbound			Westbound			Northbound			Southbound		
	L	T	R	L	T	R	L	T	R	L	T	R
No. Lanes	0	2	1	0	1	0	0	2	0	0	2	0
LGConfig	DefL	T	R	LTR			LTR			LTR		
Volume	210	65	157	37	69	60	109	671	64	22	449	115
Lane Width	9.0	9.0	9.0		12.0			10.0			10.0	
RTOR Vol			0			0			0			0

Duration 0.25 Area Type: All other areas

Signal Operations

Phase Combination	1	2	3	4	5	6	7	8
EB Left	P				NB Left	P		
Thru	P				Thru	P		
Right	P				Right	P		
Peds	X				Peds	X		
WB Left	P				SB Left	P		
Thru	P				Thru	P		
Right	P				Right	P		
Peds	X				Peds	X		
NB Right					EB Right			
SB Right					WB Right			
Green	43.0					67.0		
Yellow	3.0					3.0		
All Red	2.0					2.0		

Cycle Length: 120.0 secs

Intersection Performance Summary

Appr/ Lane Grp	Lane Group Capacity	Adj Sat Flow Rate (s)	Ratios v/c	Ratios g/C	Lane Group Delay	Lane Group LOS	Approach Delay	Approach LOS
Eastbound								
DefL	317	884	0.73	0.36	47.1	D		
T	562	1569	0.13	0.36	26.3	C	38.5	D
R	420	1173	0.41	0.36	32.0	C		
Westbound								
LTR	437	1220	0.40	0.36	31.5	C	31.5	C
Northbound								
LTR	1279	2291	0.67	0.56	15.3	B	15.3	B
Southbound								
LTR	1348	2414	0.46	0.56	11.6	B	11.6	B

Intersection Delay = 20.7 (sec/veh) Intersection LOS = C

HCS2000: Signalized Intersections Release 4.1f

C
Ethan C. Eldon Associates, Inc.
50 Charles Lindbergh Boulevard
Suite 400
Uniondale, NY 11553
Phone: 516-229-2325 Fax: 516-229-2355
E-Mail: eldon@ecenters.com

OPERATIONAL ANALYSIS

Analyst:	C
Agency/Co.:	Ethan C. Eldon Associates, Inc
Date Performed:	4/10/2007
Analysis Time Period:	Midday Peak
Intersection:	York Ave/E 72nd St
Area Type:	All other areas
Jurisdiction:	
Analysis Year:	2010

Project ID: No-Build Condition Midday Peak (1:00-2:00 PM)
E/W St: East 72nd Street N/S St: York Avenue

VOLUME DATA

	Eastbound			Westbound			Northbound			Southbound		
	L	T	R	L	T	R	L	T	R	L	T	R
Volume	210	65	157	37	69	60	109	671	64	22	449	115
% Heavy Veh	9	9	9	6	6	6	4	4	4	8	8	8
PHF	0.91	0.91	0.91	0.96	0.96	0.96	0.98	0.98	0.98	0.94	0.94	0.94
PK 15 Vol	58	18	43	10	18	16	28	171	16	6	119	31
Hi Ln Vol												
% Grade		0			-3			0			0	
Ideal Sat	1900	1900	1900		1900			1900			1900	
ParkExist						X			X			X
NumPark						20			20			20
No. Lanes		0	2	1	0	1	0	0	2	0	0	2	0
LGConfig		DefL	T	R		LTR			LTR			LTR
Lane Width	9.0	9.0	9.0		12.0			10.0			10.0	
RTOR Vol			0			0			0			0
Adj Flow	231	71	173		174			861			623	
%InSharedLn												
Prop LTs	1.000	0.000			0.224			0.129			0.037	
Prop RTs		0.000	1.000		0.362			0.075			0.196	
Peds Bikes		100	0		100	0		100	0		100	0
Buses	0	0	10		0			0			0	
%InProtPhase												

Duration 0.25 Area Type: All other areas

OPERATING PARAMETERS

	Eastbound			Westbound			Northbound			Southbound		
	L	T	R	L	T	R	L	T	R	L	T	R
Init Unmet	0.0	0.0	0.0		0.0			0.0			0.0	
Arriv. Type	3	3	3		3			4			4	
Unit Ext.	3.0	3.0	3.0		3.0			3.0			3.0	
I Factor		1.000			1.000			1.000			1.000	
Lost Time	2.0	2.0	2.0		2.0			2.0			2.0	
Ext of g	2.0	2.0	2.0		2.0			2.0			2.0	
Ped Min g		4.1			4.1			4.1			4.1	

HCS2000: Signalized Intersections Release 4.1f

Analyst: C
Agency: Ethan C. Eldon Associates, Inc
Date: 4/10/2007
Period: PM Peak
Project ID: No-Build Condition PM Peak (5:00-6:00 PM)
E/W St: East 72nd Street

Inter.: York Ave/E 72nd St
Area Type: All other areas
Jurisd:
Year : 2010
N/S St: York Avenue

SIGNALIZED INTERSECTION SUMMARY

	Eastbound			Westbound			Northbound			Southbound		
	L	T	R	L	T	R	L	T	R	L	T	R
No. Lanes	0	2	1	0	1	0	0	2	0	0	2	0
LGConfig	DefL	T	R	LTR			LTR			LTR		
Volume	195	57	139	25	72	41	80	691	28	20	540	76
Lane Width	9.0	9.0	9.0		12.0			10.0			10.0	
RTOR Vol			0			0			0			0

Duration 0.25 Area Type: All other areas

Signal Operations

Phase Combination	1	2	3	4			5	6	7	8
EB Left	P				NB	Left	P			
Thru	P					Thru	P			
Right	P					Right	P			
Peds	X					Peds	X			
WB Left	P				SB	Left	P			
Thru	P					Thru	P			
Right	P					Right	P			
Peds	X					Peds	X			
NB Right					EB	Right				
SB Right					WB	Right				
Green	43.0						67.0			
Yellow	3.0						3.0			
All Red	2.0						2.0			

Cycle Length: 120.0 secs

Intersection Performance Summary

Appr/ Lane Grp	Lane Group Capacity	Adj Sat Flow Rate (s)	Ratios v/c	Ratios g/C	Lane Group Delay	Lane Group LOS	Approach Delay	Approach LOS
Eastbound								
DefL	341	953	0.60	0.36	39.1	D		
T	573	1598	0.10	0.36	26.0	C	34.1	C
R	428	1195	0.34	0.36	30.3	C		
Westbound								
LTR	479	1338	0.30	0.36	29.3	C	29.3	C
Northbound								
LTR	1141	2043	0.74	0.56	17.8	B	17.8	B
Southbound								
LTR	1414	2533	0.47	0.56	11.7	B	11.7	B

Intersection Delay = 19.9 (sec/veh) Intersection LOS = B

HCS2000: Signalized Intersections Release 4.1f

C
Ethan C. Eldon Associates, Inc.
50 Charles Lindbergh Boulevard
Suite 400
Uniondale, NY 11553
Phone: 516-229-2325 Fax: 516-229-2355
E-Mail: eldon@ecenters.com

OPERATIONAL ANALYSIS

Analyst:	C
Agency/Co.:	Ethan C. Eldon Associates, Inc
Date Performed:	4/10/2007
Analysis Time Period:	PM Peak
Intersection:	York Ave/E 72nd St
Area Type:	All other areas
Jurisdiction:	
Analysis Year:	2010

Project ID: No-Build Condition PM Peak (5:00-6:00 PM)
E/W St: East 72nd Street N/S St: York Avenue

VOLUME DATA

	Eastbound			Westbound			Northbound			Southbound		
	L	T	R	L	T	R	L	T	R	L	T	R
Volume	195	57	139	25	72	41	80	691	28	20	540	76
% Heavy Veh	7	7	7	1	1	1	3	3	3	6	6	6
PHF	0.95	0.95	0.95	0.95	0.95	0.95	0.94	0.94	0.94	0.96	0.96	0.96
PK 15 Vol	51	15	37	7	19	11	21	184	7	5	141	20
Hi Ln Vol												
% Grade		0			-3			0			0	
Ideal Sat	1900	1900	1900		1900			1900			1900	
ParkExist						X			X			X
NumPark						20			20			20
No. Lanes		0	2	1	0	1	0	0	2	0	0	2	0
LGConfig		DefL	T	R		LTR			LTR			LTR	
Lane Width	9.0	9.0	9.0		12.0			10.0			10.0	
RTOR Vol			0			0			0			0
Adj Flow	205	60	146		145			850			663	
%InSharedLn												
Prop LTs	1.000	0.000			0.179			0.100			0.032	
Prop RTs		0.000	1.000		0.297			0.035			0.119	
Peds Bikes		100	0		100	0		100	0		100	0
Buses	0	0	10		0			0			0	
%InProtPhase												

Duration 0.25 Area Type: All other areas

OPERATING PARAMETERS

	Eastbound			Westbound			Northbound			Southbound		
	L	T	R	L	T	R	L	T	R	L	T	R
Init Unmet	0.0	0.0	0.0		0.0			0.0			0.0	
Arriv. Type	3	3	3		3			4			4	
Unit Ext.	3.0	3.0	3.0		3.0			3.0			3.0	
I Factor		1.000			1.000			1.000			1.000	
Lost Time	2.0	2.0	2.0		2.0			2.0			2.0	
Ext of g	2.0	2.0	2.0		2.0			2.0			2.0	
Ped Min g		4.1			4.1			4.1			4.1	

HCS2000: Signalized Intersections Release 4.1f

Analyst: C
Agency: Ethan C. Eldon Associates, Inc
Date: 4/10/2007
Period: AM Peak
Project ID: No-Build Condition AM Peak (7:30-8:30 AM)
E/W St: East 71st Street

Inter.: York Ave/E 71st St
Area Type: All other areas
Jurisd:
Year : 2010
N/S St: York Avenue

SIGNALIZED INTERSECTION SUMMARY

	Eastbound			Westbound			Northbound			Southbound		
	L	T	R	L	T	R	L	T	R	L	T	R
No. Lanes	0	0	0	0	2	0	0	2	1	0	2	0
LGConfig					LTR			LT	R		LTR	
Volume				205	143	146	58	907	2	3	498	67
Lane Width					10.0			10.0	10.0		10.0	
RTOR Vol						0			0			0

Duration 0.25 Area Type: All other areas

Signal Operations

Phase Combination	1	2	3	4	5	6	7	8
EB Left					NB Left	P		
Thru					Thru	P		
Right					Right	P		
Peds		X			Peds	X		
WB Left		P			SB Left	P		
Thru		P			Thru	P		
Right		P			Right	P		
Peds		X			Peds	X		
NB Right					EB Right			
SB Right					WB Right			
Green		49.0				61.0		
Yellow		3.0				3.0		
All Red		2.0				2.0		

Cycle Length: 120.0 secs

Intersection Performance Summary

Appr/ Lane Grp	Lane Group Capacity	Adj Sat Flow Rate (s)	Ratios v/c	Ratios g/C	Lane Group Delay	Lane Group LOS	Approach Delay	Approach LOS
Eastbound								
Westbound								
LTR	1132	2773	0.50	0.41	27.9	C	27.9	C
Northbound								
LT	1405	2763	0.75	0.51	21.3	C	21.3	C
R	450	885	0.00	0.51	11.0	B		
Southbound								
LTR	1210	2381	0.52	0.51	16.5	B	16.5	B

Intersection Delay = 21.6 (sec/veh) Intersection LOS = C

HCS2000: Signalized Intersections Release 4.1f

C
Ethan C. Eldon Associates, Inc.
50 Charles Lindbergh Boulevard
Suite 400
Uniondale, NY 11553
Phone: 516-229-2325 Fax: 516-229-2355
E-Mail: eldon@ecenters.com

OPERATIONAL ANALYSIS

Analyst: C
Agency/Co.: Ethan C. Eldon Associates, Inc
Date Performed: 4/10/2007
Analysis Time Period: AM Peak
Intersection: York Ave/E 71st St
Area Type: All other areas
Jurisdiction:
Analysis Year: 2010
Project ID: No-Build Condition AM Peak (7:30-8:30 AM)
E/W St: East 71st Street N/S St: York Avenue

VOLUME DATA

	Eastbound			Westbound			Northbound			Southbound		
	L	T	R	L	T	R	L	T	R	L	T	R
Volume				205	143	146	58	907	2	3	498	67
% Heavy Veh				4	4	4	4	4	4	15	15	15
PHF				0.88	0.88	0.88	0.92	0.92	0.92	0.90	0.90	0.90
PK 15 Vol				58	41	41	16	246	1	1	138	19
Hi Ln Vol												
% Grade					0			0			0	
Ideal Sat					1900			1900	1900		1900	
ParkExist	X		X									X
NumPark												20
No. Lanes	0	0	0	0	2	0	0	2	1	0	2	0
LGConfig					LTR			LT	R		LTR	
Lane Width					10.0			10.0	10.0		10.0	
RTOR Vol						0			0			0
Adj Flow					562			1049	2		630	
%InSharedLn												
Prop LTs					0.415			0.060			0.005	
Prop RTs				0.295			0.000		1.000	0.117		
Peds Bikes	240			404	0		396	0		520	0	
Buses					0			0	0		0	
%InProtPhase												

Duration 0.25 Area Type: All other areas

OPERATING PARAMETERS

	Eastbound			Westbound			Northbound			Southbound		
	L	T	R	L	T	R	L	T	R	L	T	R
Init Unmet					0.0			0.0	0.0		0.0	
Arriv. Type					3			4	4		4	
Unit Ext.					3.0			3.0	3.0		3.0	
I Factor					1.000			1.000			1.000	
Lost Time					2.0			2.0	2.0		2.0	
Ext of g					2.0			2.0	2.0		2.0	
Ped Min g		5.4			6.8			6.8			7.9	

HCS2000: Signalized Intersections Release 4.1f

Analyst: C
Agency: Ethan C. Eldon Associates, Inc
Date: 4/10/2007
Period: Midday Peak
Project ID: No-Build Condition Midday Peak (1:00-2:00 PM)
E/W St: East 71st Street

Inter.: York Ave/E 71st St
Area Type: All other areas
Jurisd:
Year : 2010
N/S St: York Avenue

SIGNALIZED INTERSECTION SUMMARY

	Eastbound			Westbound			Northbound			Southbound		
	L	T	R	L	T	R	L	T	R	L	T	R
No. Lanes	0	0	0	0	2	0	0	2	1	0	2	0
LGConfig					LTR			LT	R		LTR	
Volume				191	222	155	52	689	3	1	579	63
Lane Width					10.0			10.0	10.0		10.0	
RTOR Vol						0			0			0

Duration 0.25 Area Type: All other areas

Signal Operations

Phase Combination	1	2	3	4	5	6	7	8
EB Left					NB Left	P		
Thru					Thru	P		
Right					Right	P		
Peds		X			Peds	X		
WB Left		P			SB Left	P		
Thru		P			Thru	P		
Right		P			Right	P		
Peds		X			Peds	X		
NB Right					EB Right			
SB Right					WB Right			
Green		49.0				61.0		
Yellow		3.0				3.0		
All Red		2.0				2.0		

Cycle Length: 120.0 secs

Intersection Performance Summary

Appr/ Lane Grp	Lane Group Capacity	Adj Sat Flow Rate (s)	Ratios v/c	Ratios g/C	Lane Group Delay	Lane Group LOS	Approach Delay	Approach LOS
Eastbound								
Westbound								
LTR	1148	2811	0.53	0.41	28.5	C	28.5	C
Northbound								
LT	1366	2687	0.60	0.51	17.6	B	17.6	B
R	492	967	0.01	0.51	11.0	B		
Southbound								
LTR	1291	2540	0.52	0.51	16.4	B	16.4	B

Intersection Delay = 20.3 (sec/veh) Intersection LOS = C

HCS2000: Signalized Intersections Release 4.1f

C
Ethan C. Eldon Associates, Inc.
50 Charles Lindbergh Boulevard
Suite 400
Uniondale, NY 11553
Phone: 516-229-2325 Fax: 516-229-2355
E-Mail: eldon@ecenters.com

OPERATIONAL ANALYSIS

Analyst:	C
Agency/Co.:	Ethan C. Eldon Associates, Inc
Date Performed:	4/10/2007
Analysis Time Period:	Midday Peak
Intersection:	York Ave/E 71st St
Area Type:	All other areas
Jurisdiction:	
Analysis Year:	2010

Project ID: No-Build Condition Midday Peak (1:00-2:00 PM)
E/W St: East 71st Street N/S St: York Avenue

VOLUME DATA

	Eastbound			Westbound			Northbound			Southbound		
	L	T	R	L	T	R	L	T	R	L	T	R
Volume				191	222	155	52	689	3	1	579	63
% Heavy Veh				5	5	5	5	5	5	9	9	9
PHF				0.94	0.94	0.94	0.91	0.91	0.91	0.95	0.95	0.95
PK 15 Vol				51	59	41	14	189	1	1	152	17
Hi Ln Vol												
% Grade					0			0			0	
Ideal Sat					1900			1900	1900		1900	
ParkExist	X		X									X
NumPark												20
No. Lanes	0	0	0	0	2	0	0	2	1	0	2	0
LGConfig					LTR			LT	R		LTR	
Lane Width					10.0			10.0	10.0		10.0	
RTOR Vol						0			0			0
Adj Flow					604			814	3		676	
%InSharedLn												
Prop LTs					0.336			0.070			0.001	
Prop RTs				0.273			0.000		1.000	0.098		
Peds Bikes	296			364		0	332		0	680		0
Buses					0			0	0		0	
%InProtPhase												

Duration 0.25 Area Type: All other areas

OPERATING PARAMETERS

	Eastbound			Westbound			Northbound			Southbound		
	L	T	R	L	T	R	L	T	R	L	T	R
Init Unmet					0.0			0.0	0.0		0.0	
Arriv. Type					3			4	4		4	
Unit Ext.					3.0			3.0	3.0		3.0	
I Factor					1.000			1.000			1.000	
Lost Time					2.0			2.0	2.0		2.0	
Ext of g					2.0			2.0	2.0		2.0	
Ped Min g		5.9			6.5			6.2			9.3	

HCS2000: Signalized Intersections Release 4.1f

Analyst: C
Agency: Ethan C. Eldon Associates, Inc
Date: 4/10/2007
Period: PM Peak
Project ID: No-Build Condition PM Peak (5:00-6:00 PM)
E/W St: East 71st Street

Inter.: York Ave/E 71st St
Area Type: All other areas
Jurisd:
Year : 2010
N/S St: York Avenue

SIGNALIZED INTERSECTION SUMMARY

	Eastbound			Westbound			Northbound			Southbound		
	L	T	R	L	T	R	L	T	R	L	T	R
No. Lanes	0	0	0	0	2	0	0	2	1	0	2	0
LGConfig					LTR			LT	R		LTR	
Volume				159	253	124	43	675	1	1	643	60
Lane Width					10.0			10.0	10.0		10.0	
RTOR Vol						0			0			0

Duration 0.25 Area Type: All other areas

Signal Operations

Phase Combination	1	2	3	4	5	6	7	8
EB Left					NB Left	P		
Thru					Thru	P		
Right					Right	P		
Peds		X			Peds	X		
WB Left		P			SB Left	P		
Thru		P			Thru	P		
Right		P			Right	P		
Peds		X			Peds	X		
NB Right					EB Right			
SB Right					WB Right			
Green		49.0				61.0		
Yellow		3.0				3.0		
All Red		2.0				2.0		

Cycle Length: 120.0 secs

Intersection Performance Summary

Appr/ Lane Grp	Lane Group Capacity	Adj Sat Flow Rate (s)	Ratios v/c	Ratios g/C	Lane Group Delay	Lane Group LOS	Approach Delay	Approach LOS
Eastbound								
Westbound								
LTR	1238	3031	0.47	0.41	27.3	C	27.3	C
Northbound								
LT	1430	2813	0.54	0.51	16.5	B	16.5	B
R	485	955	0.00	0.51	11.0	B		
Southbound								
LTR	1325	2606	0.57	0.51	17.1	B	17.1	B

Intersection Delay = 19.7 (sec/veh) Intersection LOS = B

HCS2000: Signalized Intersections Release 4.1f

C
Ethan C. Eldon Associates, Inc.
50 Charles Lindbergh Boulevard
Suite 400
Uniondale, NY 11553
Phone: 516-229-2325 Fax: 516-229-2355
E-Mail: eldon@ecenters.com

OPERATIONAL ANALYSIS

Analyst: C
Agency/Co.: Ethan C. Eldon Associates, Inc
Date Performed: 4/10/2007
Analysis Time Period: PM Peak
Intersection: York Ave/E 71st St
Area Type: All other areas
Jurisdiction:
Analysis Year: 2010
Project ID: No-Build Condition PM Peak (5:00-6:00 PM)
E/W St: East 71st Street N/S St: York Avenue

VOLUME DATA

	Eastbound			Westbound			Northbound			Southbound		
	L	T	R	L	T	R	L	T	R	L	T	R
Volume				159	253	124	43	675	1	1	643	60
% Heavy Veh				2	2	2	2	2	2	7	7	7
PHF				0.92	0.92	0.92	0.93	0.93	0.93	0.94	0.94	0.94
PK 15 Vol				43	69	34	12	181	1	1	171	16
Hi Ln Vol												
% Grade					0			0			0	
Ideal Sat					1900			1900	1900		1900	
ParkExist	X		X									X
NumPark												20
No. Lanes	0	0	0	0	2	0	0	2	1	0	2	0
LGConfig					LTR			LT	R		LTR	
Lane Width					10.0			10.0	10.0		10.0	
RTOR Vol						0			0			0
Adj Flow					583			772	1		749	
%InSharedLn												
Prop LTs					0.297			0.060			0.001	
Prop RTs				0.232			0.000	1.000		0.085		
Peds Bikes	264			220	0		360	0		540	0	
Buses					0			0	0		0	
%InProtPhase												

Duration 0.25 Area Type: All other areas

OPERATING PARAMETERS

	Eastbound			Westbound			Northbound			Southbound		
	L	T	R	L	T	R	L	T	R	L	T	R
Init Unmet					0.0			0.0	0.0		0.0	
Arriv. Type					3			4	4		4	
Unit Ext.					3.0			3.0	3.0		3.0	
I Factor					1.000			1.000			1.000	
Lost Time					2.0			2.0	2.0		2.0	
Ext of g					2.0			2.0	2.0		2.0	
Ped Min g		5.6			5.2			6.4			8.1	

HCS2000: Signalized Intersections Release 4.1f

Analyst: C
Agency: Ethan C. Eldon Associates, Inc
Date: 4/10/2007
Period: AM Peak
Project ID: No-Build Condition AM Peak (7:30-8:30 AM)
E/W St: East 70th Street

Inter.: York Ave/E 70th St
Area Type: All other areas
Jurisd:
Year : 2010
N/S St: York Avenue

SIGNALIZED INTERSECTION SUMMARY

	Eastbound			Westbound			Northbound			Southbound		
	L	T	R	L	T	R	L	T	R	L	T	R
No. Lanes	0	3	0	0	0	0	0	2	1	0	2	0
LGConfig		LTR			LR			T	R		LT	
Volume	186	65	195	13		8		773	60	61	642	
Lane Width		11.0			11.0			10.0	10.0		10.0	
RTOR Vol			0			0			0			

Duration 0.25 Area Type: All other areas

Signal Operations

Phase Combination	1	2	3	4	5	6	7	8
EB Left	P				NB Left			
Thru	P				Thru	P		
Right	P				Right	P		
Peds	X				Peds	X		
WB Left	P				SB Left	P		
Thru					Thru	P		
Right	P				Right			
Peds	X				Peds	X		
NB Right					EB Right			
SB Right					WB Right			
Green	43.0				67.0			
Yellow	3.0				3.0			
All Red	2.0				2.0			

Cycle Length: 120.0 secs

Intersection Performance Summary

Appr/ Lane Grp	Lane Group Capacity	Adj Sat Flow Rate (s)	Ratios v/c	Ratios g/C	Lane Group Delay	Lane Group LOS	Approach Delay	Approach LOS
Eastbound								
LTR	1156	3226	0.44	0.36	30.6	C	30.6	C
Westbound								
LR	288	804	0.14	0.36	27.0	C	27.0	C
Northbound								
T	1830	3278	0.44	0.56	11.0	B	10.9	B
R	566	1014	0.11	0.56	8.7	A		
Southbound								
LT	1200	2149	0.65	0.56	15.0	B	15.0	B

Intersection Delay = 17.2 (sec/veh) Intersection LOS = B

HCS2000: Signalized Intersections Release 4.1f

C
Ethan C. Eldon Associates, Inc.
50 Charles Lindbergh Boulevard
Suite 400
Uniondale, NY 11553
Phone: 516-229-2325 Fax: 516-229-2355
E-Mail: eldon@ecenters.com

OPERATIONAL ANALYSIS

Analyst:	C
Agency/Co.:	Ethan C. Eldon Associates, Inc
Date Performed:	4/10/2007
Analysis Time Period:	AM Peak
Intersection:	York Ave/E 70th St
Area Type:	All other areas
Jurisdiction:	
Analysis Year:	2010

Project ID: No-Build Condition AM Peak (7:30-8:30 AM)
E/W St: East 70th Street N/S St: York Avenue

VOLUME DATA

	Eastbound			Westbound			Northbound			Southbound		
	L	T	R	L	T	R	L	T	R	L	T	R
Volume	186	65	195	13		8		773	60	61	642	
% Heavy Veh	5	5	5	19		19		3	3	11	11	
PHF	0.87	0.87	0.87	0.52		0.52		0.97	0.97	0.90	0.90	
PK 15 Vol	53	19	56	6		4		199	15	17	178	
Hi Ln Vol												
% Grade		0			0			0			0	
Ideal Sat		1900			1900			1900	1900		1900	
ParkExist												X
NumPark												20
No. Lanes	0	3	0	0	0	0	0	2	1	0	2	0
LGConfig		LTR			LR			T	R		LT	
Lane Width		11.0			11.0			10.0	10.0		10.0	
RTOR Vol			0			0			0			
Adj Flow		513			40			797	62		781	
%InSharedLn												
Prop LTs		0.417			0.625			0.000			0.087	
Prop RTs		0.437			0.375			0.000	1.000		0.000	
Peds Bikes		552	0		496	0		624	C			
Buses		0			0			0	0		0	
%InProtPhase												

Duration 0.25 Area Type: All other areas

OPERATING PARAMETERS

	Eastbound			Westbound			Northbound			Southbound		
	L	T	R	L	T	R	L	T	R	L	T	R
Init Unmet		0.0			0.0			0.0	0.0		0.0	
Arriv. Type		3			3			4	4		4	
Unit Ext.		3.0			3.0			3.0	3.0		3.0	
I Factor		1.000			1.000			1.000			1.000	
Lost Time		2.0			2.0			2.0	2.0		2.0	
Ext of g		2.0			2.0			2.0	2.0		2.0	
Ped Min g		8.2			7.7			8.8				

HCS2000: Signalized Intersections Release 4.1f

Analyst: C
Agency: Ethan C. Eldon Associates, Inc
Date: 4/10/2007
Period: Midday Peak
Project ID: No-Build Condition Midday Peak (1:00-2:00 PM)
E/W St: East 70th Street

Inter.: York Ave/E 70th St
Area Type: All other areas
Jurisd:
Year : 2010
N/S St: York Avenue

SIGNALIZED INTERSECTION SUMMARY

	Eastbound			Westbound			Northbound			Southbound		
	L	T	R	L	T	R	L	T	R	L	T	R
No. Lanes	0	3	0	0	0	0	0	2	1	0	2	0
LGConfig		LTR			LR			T	R		LT	
Volume	114	57	137	9		7		623	46	77	693	
Lane Width		11.0			11.0			10.0	10.0		10.0	
RTOR Vol			0			0			0			

Duration 0.25 Area Type: All other areas

Signal Operations

Phase Combination	1	2	3	4	5	6	7	8
EB Left	P				NB Left			
Thru	P				Thru	P		
Right	P				Right	P		
Peds	X				Peds	X		
WB Left	P				SB Left	P		
Thru					Thru	P		
Right	P				Right			
Peds	X				Peds	X		
NB Right					EB Right			
SB Right					WB Right			
Green	43.0				67.0			
Yellow	3.0				3.0			
All Red	2.0				2.0			

Cycle Length: 120.0 secs

Intersection Performance Summary

Appr/ Lane Grp	Lane Group Capacity	Adj Sat Flow Rate (s)	Ratios v/c	Ratios g/C	Lane Group Delay	Lane Group LOS	Approach Delay	Approach LOS
Eastbound								
LTR	1124	3138	0.29	0.36	28.2	C	28.2	C
Westbound								
LR	305	852	0.09	0.36	26.1	C	26.1	C
Northbound								
T	1813	3247	0.38	0.56	10.5	B	10.3	B
R	554	992	0.09	0.56	8.5	A		
Southbound								
LT	1182	2117	0.75	0.56	17.8	B	17.8	B

Intersection Delay = 16.9 (sec/veh) Intersection LOS = B

HCS2000: Signalized Intersections Release 4.1f

C
Ethan C. Eldon Associates, Inc.
50 Charles Lindbergh Boulevard
Suite 400
Uniondale, NY 11553
Phone: 516-229-2325 Fax: 516-229-2355
E-Mail: eldon@ecenters.com

OPERATIONAL ANALYSIS

Analyst: C
Agency/Co.: Ethan C. Eldon Associates, Inc
Date Performed: 4/10/2007
Analysis Time Period: Midday Peak
Intersection: York Ave/E 70th St
Area Type: All other areas
Jurisdiction:
Analysis Year: 2010
Project ID: No-Build Condition Midday Peak (1:00-2:00 PM)
E/W St: East 70th Street N/S St: York Avenue

VOLUME DATA

	Eastbound			Westbound			Northbound			Southbound		
	L	T	R	L	T	R	L	T	R	L	T	R
Volume	114	57	137	9		7		623	46	77	693	
% Heavy Veh	8	8	8	23		23		4	4	11	11	
PHF	0.94	0.94	0.94	0.60		0.60		0.91	0.91	0.87	0.87	
PK 15 Vol	30	15	36	4		3		171	13	22	199	
Hi Ln Vol												
% Grade		0			0			0			0	
Ideal Sat		1900			1900			1900	1900		1900	
ParkExist												X
NumPark												20
No. Lanes	0	3	0	0	0	0	0	2	1	0	2	0
LGConfig		LTR			LR			T	R		LT	
Lane Width		11.0			11.0			10.0	10.0		10.0	
RTOR Vol			0			0			0			
Adj Flow		328			27			685	51		886	
%InSharedLn												
Prop LTs		0.369			0.556			0.000			0.100	
Prop RTs		0.445			0.444			0.000	1.000		0.000	
Peds Bikes		632	0		612	0		704	0			
Buses		0			0			0	0		0	
%InProtPhase												

Duration 0.25 Area Type: All other areas

OPERATING PARAMETERS

	Eastbound			Westbound			Northbound			Southbound		
	L	T	R	L	T	R	L	T	R	L	T	R
Init Unmet		0.0			0.0			0.0	0.0		0.0	
Arriv. Type		3			3			4	4		4	
Unit Ext.		3.0			3.0			3.0	3.0		3.0	
I Factor		1.000			1.000			1.000			1.000	
Lost Time		2.0			2.0			2.0	2.0		2.0	
Ext of g		2.0			2.0			2.0	2.0		2.0	
Ped Min g		8.9			8.7			9.5				

HCS2000: Signalized Intersections Release 4.1f

Analyst: C
Agency: Ethan C. Eldon Associates, Inc
Date: 4/10/2007
Period: PM Peak
Project ID: No-BuildCondition PM Peak (5:00-6:00 PM)
E/W St: East 70th Street

Inter.: York Ave/E 70th St
Area Type: All other areas
Jurisd:
Year : 2010
N/S St: York Avenue

SIGNALIZED INTERSECTION SUMMARY

	Eastbound			Westbound			Northbound			Southbound		
	L	T	R	L	T	R	L	T	R	L	T	R
No. Lanes	0	3	0	0	0	0	0	2	1	0	2	0
LGConfig		LTR			LR			T	R		LT	
Volume	150	39	133	15		22		547	23	37	765	
Lane Width		11.0			11.0			10.0	10.0		10.0	
RTOR Vol			0			0			0			

Duration 0.25 Area Type: All other areas

Signal Operations

Phase Combination	1	2	3	4	5	6	7	8
EB Left	P				NB Left			
Thru	P				Thru	P		
Right	P				Right	P		
Peds	X				Peds	X		
WB Left	P				SB Left	P		
Thru					Thru	P		
Right	P				Right			
Peds	X				Peds	X		
NB Right					EB Right			
SB Right					WB Right			
Green	43.0					67.0		
Yellow	3.0					3.0		
All Red	2.0					2.0		

Cycle Length: 120.0 secs

Intersection Performance Summary

Appr/ Lane Grp	Lane Group Capacity	Adj Sat Flow Rate (s)	Ratios v/c	Ratios g/C	Lane Group Delay	Lane Group LOS	Approach Delay	Approach LOS
Eastbound								
LTR	1168	3259	0.31	0.36	28.4	C	28.4	C
Westbound								
LR	319	889	0.14	0.36	27.0	C	27.0	C
Northbound								
T	1830	3278	0.33	0.56	10.0+	B	9.9	A
R	562	1006	0.04	0.56	8.1	A		
Southbound								
LT	1438	2576	0.59	0.56	13.5	B	13.5	B

Intersection Delay = 15.5 (sec/veh) Intersection LOS = B

HCS2000: Signalized Intersections Release 4.1f

C
Ethan C. Eldon Associates, Inc.
50 Charles Lindbergh Boulevard
Suite 400
Uniondale, NY 11553
Phone: 516-229-2325 Fax: 516-229-2355
E-Mail: eldon@ecenters.com

OPERATIONAL ANALYSIS

Analyst:	C
Agency/Co.:	Ethan C. Eldon Associates, Inc
Date Performed:	4/10/2007
Analysis Time Period:	PM Peak
Intersection:	York Ave/E 70th St
Area Type:	All other areas
Jurisdiction:	
Analysis Year:	2010

Project ID: No-BuildCondition PM Peak (5:00-6:00 PM)
E/W St: East 70th Street N/S St: York Avenue

VOLUME DATA

	Eastbound			Westbound			Northbound			Southbound		
	L	T	R	L	T	R	L	T	R	L	T	R
Volume	150	39	133	15		22		547	23	37	765	
% Heavy Veh	2	2	2	14		14		3	3	5	5	
PHF	0.90	0.90	0.90	0.81		0.81		0.91	0.91	0.94	0.94	
PK 15 Vol	42	11	37	5		7		150	6	10	203	
Hi Ln Vol												
% Grade		0			0			0			0	
Ideal Sat		1900			1900			1900	1900		1900	
ParkExist												X
NumPark												20
No. Lanes	0	3	0	0	0	0	0	2	1	0	2	0
LGConfig		LTR			LR			T	R		LT	
Lane Width		11.0			11.0			10.0	10.0		10.0	
RTOR Vol			0			0			0			
Adj Flow		358			46			601	25		853	
%InSharedLn												
Prop LTs		0.466			0.413			0.000			0.046	
Prop RTs		0.413			0.587			0.000	1.000		0.000	
Peds Bikes		428	0		716	0		676	0			
Buses		0			0			0	0		0	
%InProtPhase												

Duration 0.25 Area Type: All other areas

OPERATING PARAMETERS

	Eastbound			Westbound			Northbound			Southbound		
	L	T	R	L	T	R	L	T	R	L	T	R
Init Unmet		0.0			0.0			0.0	0.0		0.0	
Arriv. Type		3			3			4	4		4	
Unit Ext.		3.0			3.0			3.0	3.0		3.0	
I Factor		1.000			1.000			1.000			1.000	
Lost Time		2.0			2.0			2.0	2.0		2.0	
Ext of g		2.0			2.0			2.0	2.0		2.0	
Ped Min g		7.1			9.6			9.3				

HCS2000: Signalized Intersections Release 4.1f

Analyst: C
Agency: Ethan C. Eldon Associates, Inc
Date: 4/10/2007
Period: AM Peak
Project ID: No-Build Condition AM Peak (7:30-8:30 AM)
E/W St: East 69th Street

Inter.: York Ave/E 69th St
Area Type: All other areas
Jurisd:
Year : 2010
N/S St: York Avenue

SIGNALIZED INTERSECTION SUMMARY

	Eastbound			Westbound			Northbound			Southbound		
	L	T	R	L	T	R	L	T	R	L	T	R
No. Lanes	0	0	0	0	0	0	0	3	0	0	2	1
LGConfig								LT			T	R
Volume							70	833			716	134
Lane Width								10.0			10.0	10.0
RTOR Vol												0

Duration 0.25 Area Type: All other areas

Signal Operations

Phase Combination	1	2	3	4			5	6	7	8
EB Left					NB	Left	P			
Thru						Thru	P			
Right						Right				
Peds		X				Peds	X			
WB Left					SB	Left				
Thru						Thru	P			
Right						Right	P			
Peds		X				Peds	X			
NB Right					EB	Right				
SB Right					WB	Right				
Green		37.0					73.0			
Yellow		3.0					3.0			
All Red		2.0					2.0			

Cycle Length: 120.0 secs

Intersection Performance Summary

Appr/ Lane Grp	Lane Group Capacity	Adj Sat Flow Rate (s)	Ratios v/c	Ratios g/C	Lane Group Delay	Lane Group LOS	Approach Delay	Approach LOS
Eastbound								
Westbound								
Northbound								
LT	2265	3723	0.43	0.61	7.5	A	7.5	A
Southbound								
T	1885	3098	0.40	0.61	7.4	A	7.2	A
R	742	1219	0.19	0.61	6.4	A		

Intersection Delay = 7.4 (sec/veh) Intersection LOS = A

HCS2000: Signalized Intersections Release 4.1f

C
Ethan C. Eldon Associates, Inc.
50 Charles Lindbergh Boulevard
Suite 400
Uniondale, NY 11553
Phone: 516-229-2325 Fax: 516-229-2355
E-Mail: eldon@ecenters.com

OPERATIONAL ANALYSIS

Analyst:	C
Agency/Co.:	Ethan C. Eldon Associates, Inc
Date Performed:	4/10/2007
Analysis Time Period:	AM Peak
Intersection:	York Ave/E 69th St
Area Type:	All other areas
Jurisdiction:	
Analysis Year:	2010

Project ID: No-Build Condition AM Peak (7:30-8:30 AM)
E/W St: East 69th Street N/S St: York Avenue

VOLUME DATA

	Eastbound			Westbound			Northbound			Southbound		
	L	T	R	L	T	R	L	T	R	L	T	R
Volume							70	833			716	134
% Heavy Veh							4	4			9	9
PHF							0.93	0.93			0.94	0.94
PK 15 Vol							19	224			190	36
Hi Ln Vol												
% Grade								0			0	
Ideal Sat								1900			1900	1900
ParkExist												
NumPark												
No. Lanes	0	0	0	0	0	0	0	3	0	0	2	1
LGConfig								LT			T	R
Lane Width								10.0			10.0	10.0
RTOR Vol												0
Adj Flow								971			762	143
%InSharedLn												
Prop LTs								0.077			0.000	
Prop RTs								0.000			0.000	1.000
Peds Bikes											100	0
Buses								0			0	10
%InProtPhase												

Duration 0.25 Area Type: All other areas

OPERATING PARAMETERS

	Eastbound			Westbound			Northbound			Southbound		
	L	T	R	L	T	R	L	T	R	L	T	R
Init Unmet								0.0			0.0	0.0
Arriv. Type								4			4	4
Unit Ext.								3.0			3.0	3.0
I Factor								1.000			1.000	
Lost Time								2.0			2.0	2.0
Ext of g								2.0			2.0	2.0
Ped Min g											4.1	

HCS2000: Signalized Intersections Release 4.1f

Analyst: C
Agency: Ethan C. Eldon Associates, Inc
Date: 4/10/2007
Period: Midday Peak
Project ID: No-Build Condition Midday Peak (1:00-2:00 PM)
E/W St: East 69th Street

Inter.: York Ave/E 69th St
Area Type: All other areas
Jurisd:
Year : 2010
N/S St: York Avenue

SIGNALIZED INTERSECTION SUMMARY

	Eastbound			Westbound			Northbound			Southbound		
	L	T	R	L	T	R	L	T	R	L	T	R
No. Lanes	0	0	0	0	0	0	0	3	0	0	2	1
LGConfig								LT			T	R
Volume							72	669			714	125
Lane Width								10.0			10.0	10.0
RTOR Vol												0

Duration 0.25 Area Type: All other areas

Signal Operations

Phase Combination	1	2	3	4	5	6	7	8
EB Left					NB Left	P		
Thru					Thru	P		
Right					Right			
Peds		X			Peds	X		
WB Left					SB Left			
Thru					Thru	P		
Right					Right	P		
Peds		X			Peds	X		
NB Right					EB Right			
SB Right					WB Right			
Green		37.0				73.0		
Yellow		3.0				3.0		
All Red		2.0				2.0		

Cycle Length: 120.0 secs

Intersection Performance Summary

Appr/ Lane Grp	Lane Group Capacity	Adj Sat Flow Rate (s)	Ratios v/c	Ratios g/C	Lane Group Delay	Lane Group LOS	Approach Delay	Approach LOS
Eastbound								
Westbound								
Northbound								
LT	2217	3644	0.35	0.61	6.9	A	6.9	A
Southbound								
T	1902	3126	0.40	0.61	7.4	A	7.2	A
R	748	1230	0.18	0.61	6.2	A		

Intersection Delay = 7.1 (sec/veh) Intersection LOS = A

HCS2000: Signalized Intersections Release 4.1f

C
Ethan C. Eldon Associates, Inc.
50 Charles Lindbergh Boulevard
Suite 400
Uniondale, NY 11553
Phone: 516-229-2325 Fax: 516-229-2355
E-Mail: eldon@ecenters.com

OPERATIONAL ANALYSIS

Analyst: C
Agency/Co.: Ethan C. Eldon Associates, Inc
Date Performed: 4/10/2007
Analysis Time Period: Midday Peak
Intersection: York Ave/E 69th St
Area Type: All other areas
Jurisdiction:
Analysis Year: 2010
Project ID: No-Build Condition Midday Peak (1:00-2:00 PM)
E/W St: East 69th Street N/S St: York Avenue

VOLUME DATA

	Eastbound			Westbound			Northbound			Southbound		
	L	T	R	L	T	R	L	T	R	L	T	R
Volume							72	669			714	125
% Heavy Veh							4	4			8	8
PHF							0.96	0.96			0.94	0.94
PK 15 Vol							19	174			190	33
Hi Ln Vol												
% Grade								0			0	
Ideal Sat								1900			1900	1900
ParkExist												
NumPark												
No. Lanes	0	0	0	0	0	0	0	3	0	0	2	1
LGConfig								LT			T	R
Lane Width								10.0			10.0	10.0
RTOR Vol												0
Adj Flow								772			760	133
%InSharedLn												
Prop LTs								0.097			0.000	
Prop RTs								0.000			0.000	1.000
Peds Bikes											100	0
Buses								0			0	10
%InProtPhase												

Duration 0.25 Area Type: All other areas

OPERATING PARAMETERS

	Eastbound			Westbound			Northbound			Southbound		
	L	T	R	L	T	R	L	T	R	L	T	R
Init Unmet								0.0			0.0	0.0
Arriv. Type								4			4	4
Unit Ext.								3.0			3.0	3.0
I Factor								1.000			1.000	
Lost Time								2.0			2.0	2.0
Ext of g								2.0			2.0	2.0
Ped Min g											4.1	

HCS2000: Signalized Intersections Release 4.1f

Analyst: C
Agency: Ethan C. Eldon Associates, Inc
Date: 4/10/2007
Period: PM Peak
Project ID: No-Build Condition PM Peak (5:00-6:00 PM)
E/W St: East 69th Street

Inter.: York Ave/E 69th St
Area Type: All other areas
Jurisd:
Year : 2010
N/S St: York Avenue

SIGNALIZED INTERSECTION SUMMARY

	Eastbound			Westbound			Northbound			Southbound		
	L	T	R	L	T	R	L	T	R	L	T	R
No. Lanes	0	0	0	0	0	0	0	3	0	0	2	1
LGConfig							DefL	T			T	R
Volume							118	570			792	121
Lane Width							10.0	10.0			10.0	10.0
RTOR Vol												0

Duration 0.25 Area Type: All other areas

Signal Operations

Phase Combination	1	2	3	4	5	6	7	8
EB Left					NB Left	P		
Thru					Thru	P		
Right					Right			
Peds	X				Peds	X		
WB Left					SB Left			
Thru					Thru	P		
Right					Right	P		
Peds	X				Peds	X		
NB Right					EB Right			
SB Right					WB Right			
Green	37.0					73.0		
Yellow	3.0					3.0		
All Red	2.0					2.0		

Cycle Length: 120.0 secs

Intersection Performance Summary

Appr/ Lane Grp	Lane Group Capacity	Adj Sat Flow Rate (s)	Ratios v/c	Ratios g/C	Lane Group Delay	Lane Group LOS	Approach Delay	Approach LOS
Eastbound								
Westbound								
Northbound								
DefL	330	543	0.38	0.61	15.3	B		
T	1994	3278	0.30	0.61	6.7	A	8.1	A
Southbound								
T	1975	3247	0.42	0.61	7.5	A	7.3	A
R	777	1277	0.16	0.61	6.1	A		

Intersection Delay = 7.7 (sec/veh) Intersection LOS = A

HCS2000: Signalized Intersections Release 4.1f

C
Ethan C. Eldon Associates, Inc.
50 Charles Lindbergh Boulevard
Suite 400
Uniondale, NY 11553
Phone: 516-229-2325 Fax: 516-229-2355
E-Mail: eldon@ecenters.com

OPERATIONAL ANALYSIS

Analyst: C
Agency/Co.: Ethan C. Eldon Associates, Inc
Date Performed: 4/10/2007
Analysis Time Period: PM Peak
Intersection: York Ave/E 69th St
Area Type: All other areas
Jurisdiction:
Analysis Year: 2010
Project ID: No-Build Condition PM Peak (5:00-6:00 PM)
E/W St: East 69th Street N/S St: York Avenue

VOLUME DATA

	Eastbound			Westbound			Northbound			Southbound		
	L	T	R	L	T	R	L	T	R	L	T	R
Volume							118	570			792	121
% Heavy Veh							3	3			4	4
PHF							0.94	0.94			0.95	0.95
PK 15 Vol							31	152			208	32
Hi Ln Vol												
% Grade								0			0	
Ideal Sat							1900	1900			1900	1900
ParkExist												
NumPark												
No. Lanes	0	0	0	0	0	0	0	3	0	0	2	1
LGConfig							DefL	T			T	R
Lane Width							10.0	10.0			10.0	10.0
RTOR Vol												0
Adj Flow							126	606			834	127
%InSharedLn												
Prop LTs							1.000	0.000			0.000	
Prop RTs								0.000		0.000		1.000
Peds Bikes										100	0	
Buses							0	0			0	10
%InProtPhase												

Duration 0.25 Area Type: All other areas

OPERATING PARAMETERS

	Eastbound			Westbound			Northbound			Southbound		
	L	T	R	L	T	R	L	T	R	L	T	R
Init Unmet							0.0	0.0			0.0	0.0
Arriv. Type							3	4			4	4
Unit Ext.							3.0	3.0			3.0	3.0
I Factor								1.000			1.000	
Lost Time							2.0	2.0			2.0	2.0
Ext of g							2.0	2.0			2.0	2.0
Ped Min g											4.1	

HCS2000: Signalized Intersections Release 4.1f

Analyst: C
Agency: Ethan C. Eldon Associates, Inc
Date: 4/10/2007
Period: AM Peak
Project ID: Existing Condition AM Peak (7:30-8:30 AM)
E/W St: East 68th Street

Inter.: York Ave/E 68th St
Area Type: All other areas
Jurisd:
Year : 2007
N/S St: York Avenue

SIGNALIZED INTERSECTION SUMMARY

	Eastbound			Westbound			Northbound			Southbound		
	L	T	R	L	T	R	L	T	R	L	T	R
No. Lanes	0	2	0	1	0	1	0	2	0	0	2	0
LGConfig		LTR		L		R		TR			LT	
Volume	84	36	171	78		55		750	75	33	672	
Lane Width		10.0		10.0		10.0		10.0			10.0	
RTOR Vol			0			0			0			

Duration 0.25 Area Type: All other areas

Signal Operations

Phase Combination	1	2	3	4		5	6	7	8
EB Left	P				NB Left				
Thru	P				Thru	P			
Right	P				Right	P			
Peds	X				Peds	X			
WB Left	P				SB Left	P			
Thru					Thru	P			
Right	P				Right				
Peds	X				Peds	X			
NB Right					EB Right				
SB Right					WB Right				
Green	37.0					73.0			
Yellow	3.0					3.0			
All Red	2.0					2.0			

Cycle Length: 120.0 secs

Intersection Performance Summary

Appr/ Lane Grp	Lane Group Capacity	Adj Sat Flow Rate (s)	Ratios v/c	Ratios g/C	Lane Group Delay	Lane Group LOS	Approach Delay	Approach LOS
Eastbound								
LTR	775	2514	0.43	0.31	34.9	C	34.9	C
Westbound								
L	253	820	0.36	0.31	36.3	D		
							34.1	C
R	420	1361	0.15	0.31	30.9	C		
Northbound								
TR	1762	2897	0.51	0.61	8.4	A	8.4	A
Southbound								
LT	1586	2607	0.46	0.61	8.1	A	8.1	A

Intersection Delay = 14.4 (sec/veh) Intersection LOS = B

HCS2000: Signalized Intersections Release 4.1f

C
Ethan C. Eldon Associates, Inc.
50 Charles Lindbergh Boulevard
Suite 400
Uniondale, NY 11553
Phone: 516-229-2325 Fax: 516-229-2355
E-Mail: eldon@ecenters.com

OPERATIONAL ANALYSIS

Analyst:	C
Agency/Co.:	Ethan C. Eldon Associates, Inc
Date Performed:	4/10/2007
Analysis Time Period:	AM Peak
Intersection:	York Ave/E 68th St
Area Type:	All other areas
Jurisdiction:	
Analysis Year:	2007

Project ID: Existing Condition AM Peak (7:30-8:30 AM)
E/W St: East 68th Street N/S St: York Avenue

VOLUME DATA

	Eastbound			Westbound			Northbound			Southbound		
	L	T	R	L	T	R	L	T	R	L	T	R
Volume	84	36	171	78		55		750	75	33	672	
% Heavy Veh	10	10	10	0		0		3	3	10	1	
PHF	0.87	0.87	0.87	0.85		0.85		0.92	0.92	0.96	0.96	
PK 15 Vol	24	10	49	23		16		204	20	9	175	
Hi Ln Vol												
% Grade		-3			0			0			0	
Ideal Sat		1900		1900		1900		1900			1900	
ParkExist									X			X
NumPark									20			20
No. Lanes	0	2	0	1	0	1	0	2	0	0	2	0
LGConfig		LTR		L		R		TR			LT	
Lane Width		10.0		10.0		10.0		10.0			10.0	
RTOR Vol			0			0			0			
Adj Flow		335		92		65		897			734	
%InSharedLn												
Prop LTs		0.290		1.000				0.000			0.046	
Prop RTs		0.588				1.000		0.091			0.000	
Peds Bikes		100	0		100	0		100	0			
Buses		10		0		0		0			0	
%InProtPhase												

Duration 0.25 Area Type: All other areas

OPERATING PARAMETERS

	Eastbound			Westbound			Northbound			Southbound		
	L	T	R	L	T	R	L	T	R	L	T	R
Init Unmet		0.0		0.0		0.0		0.0			0.0	
Arriv. Type		3		3		3		4			4	
Unit Ext.		3.0		3.0		3.0		3.0			3.0	
I Factor		1.000			1.000			1.000			1.000	
Lost Time		2.0		2.0		2.0		2.0			2.0	
Ext of g		2.0		2.0		2.0		2.0			2.0	
Ped Min g		4.1			4.1			4.1				

HCS2000: Signalized Intersections Release 4.1f

Analyst: C
Agency: Ethan C. Eldon Associates, Inc
Date: 4/10/2007
Period: Midday Peak
Project ID: No-Build Condition Midday Peak (1:00-2:00 PM)
E/W St: East 68th Street

Inter.: York Ave/E 68th St
Area Type: All other areas
Jurisd:
Year : 2010
N/S St: York Avenue

SIGNALIZED INTERSECTION SUMMARY

	Eastbound			Westbound			Northbound			Southbound		
	L	T	R	L	T	R	L	T	R	L	T	R
No. Lanes	0	2	0	1	0	1	0	2	0	0	2	0
LGConfig		LTR		L		R		TR			LT	
Volume	57	43	177	130		88		596	87	56	658	
Lane Width		10.0		10.0		10.0		10.0			10.0	
RTOR Vol			0			0			0			

Duration 0.25 Area Type: All other areas

Signal Operations

Phase Combination	1	2	3	4		5	6	7	8
EB Left	P				NB Left				
Thru	P				Thru	P			
Right	P				Right	P			
Peds	X				Peds	X			
WB Left	P				SB Left	P			
Thru					Thru	P			
Right	P				Right				
Peds	X				Peds	X			
NB Right					EB Right				
SB Right					WB Right				
Green	37.0					73.0			
Yellow	3.0					3.0			
All Red	2.0					2.0			

Cycle Length: 120.0 secs

Intersection Performance Summary

Appr/ Lane Grp	Lane Group Capacity	Adj Sat Flow Rate (s)	Ratios v/c	Ratios g/C	Lane Group Delay	Lane Group LOS	Approach Delay	Approach LOS
Eastbound								
LTR	796	2583	0.38	0.31	33.9	C	33.9	C
Westbound								
L	263	853	0.51	0.31	41.1	D		
							37.4	D
R	411	1334	0.22	0.31	32.1	C		
Northbound								
TR	1733	2848	0.41	0.61	7.5	A	7.5	A
Southbound								
LT	1521	2500	0.49	0.61	8.4	A	8.4	A

Intersection Delay = 15.3 (sec/veh) Intersection LOS = B

HCS2000: Signalized Intersections Release 4.1f

C
Ethan C. Eldon Associates, Inc.
50 Charles Lindbergh Boulevard
Suite 400
Uniondale, NY 11553
Phone: 516-229-2325 Fax: 516-229-2355
E-Mail: eldon@ecenters.com

OPERATIONAL ANALYSIS

Analyst:	C
Agency/Co.:	Ethan C. Eldon Associates, Inc
Date Performed:	4/10/2007
Analysis Time Period:	Midday Peak
Intersection:	York Ave/E 68th St
Area Type:	All other areas
Jurisdiction:	
Analysis Year:	2010

Project ID: No-Build Condition Midday Peak (1:00-2:00 PM)
E/W St: East 68th Street N/S St: York Avenue

VOLUME DATA

	Eastbound			Westbound			Northbound			Southbound		
	L	T	R	L	T	R	L	T	R	L	T	R
Volume	57	43	177	130		88		596	87	56	658	
% Heavy Veh	7	7	7	2		2		4	4	9	0	
PHF	0.92	0.92	0.92	0.96		0.96		0.97	0.97	0.96	0.96	
PK 15 Vol	15	12	48	34		23		154	22	15	171	
Hi Ln Vol												
% Grade		-3			0			0			0	
Ideal Sat		1900		1900		1900		1900			1900	
ParkExist									X			X
NumPark									20			20
No. Lanes	0	2	0		1	0 1	0	2	0	0	2	0
LGConfig		LTR		L		R		TR			LT	
Lane Width		10.0		10.0		10.0		10.0			10.0	
RTOR Vol			0			0			0			
Adj Flow		301		135		92		704			743	
%InSharedLn												
Prop LTs		0.206		1.000				0.000			0.078	
Prop RTs		0.638				1.000		0.128			0.000	
Peds Bikes		100	0		100	0		100	0			
Buses		10		0		0		0			0	
%InProtPhase												

Duration 0.25 Area Type: All other areas

OPERATING PARAMETERS

	Eastbound			Westbound			Northbound			Southbound		
	L	T	R	L	T	R	L	T	R	L	T	R
Init Unmet		0.0		0.0		0.0		0.0			0.0	
Arriv. Type		3		3		3		4			4	
Unit Ext.		3.0		3.0		3.0		3.0			3.0	
I Factor		1.000			1.000			1.000			1.000	
Lost Time		2.0		2.0		2.0		2.0			2.0	
Ext of g		2.0		2.0		2.0		2.0			2.0	
Ped Min g		4.1			4.1			4.1				

HCS2000: Signalized Intersections Release 4.1f

Analyst: C
Agency: Ethan C. Eldon Associates, Inc
Date: 4/10/2007
Period: PM Peak
Project ID: No-Build Condition PM Peak (5:00-6:00 PM)
E/W St: East 68th Street

Inter.: York Ave/E 68th St
Area Type: All other areas
Jurisd:
Year : 2010
N/S St: York Avenue

SIGNALIZED INTERSECTION SUMMARY

	Eastbound			Westbound			Northbound			Southbound		
	L	T	R	L	T	R	L	T	R	L	T	R
No. Lanes	0	2	0	1	0	1	0	2	0	0	2	0
LGConfig		LTR		L		R		TR			LT	
Volume	145	31	82	92		68		475	40	33	759	
Lane Width		10.0		10.0		10.0		10.0			10.0	
RTOR Vol			0			0			0			

Duration 0.25 Area Type: All other areas

Signal Operations

Phase Combination	1	2	3	4		5	6	7	8
EB Left	P				NB Left				
Thru	P				Thru	P			
Right	P				Right	P			
Peds	X				Peds	X			
WB Left	P				SB Left	P			
Thru					Thru	P			
Right	P				Right				
Peds	X				Peds	X			
NB Right					EB Right				
SB Right					WB Right				
Green	37.0					73.0			
Yellow	3.0					3.0			
All Red	2.0					2.0			

Cycle Length: 120.0 secs

Intersection Performance Summary

Appr/ Lane Grp	Lane Group Capacity	Adj Sat Flow Rate (s)	Ratios v/c	Ratios g/C	Lane Group Delay	Lane Group LOS	Approach Delay	Approach LOS
Eastbound								
LTR	814	2640	0.36	0.31	33.6	C	33.6	C
Westbound								
L	265	859	0.42	0.31	37.8	D		
							35.2	D
R	411	1334	0.20	0.31	31.7	C		
Northbound								
TR	1771	2912	0.32	0.61	6.8	A	6.8	A
Southbound								
LT	1672	2748	0.49	0.61	8.3	A	8.3	A

Intersection Delay = 14.6 (sec/veh) Intersection LOS = B

HCS2000: Signalized Intersections Release 4.1f

C
Ethan C. Eldon Associates, Inc.
50 Charles Lindbergh Boulevard
Suite 400
Uniondale, NY 11553
Phone: 516-229-2325 Fax: 516-229-2355
E-Mail: eldon@ecenters.com

OPERATIONAL ANALYSIS

Analyst: C
Agency/Co.: Ethan C. Eldon Associates, Inc
Date Performed: 4/10/2007
Analysis Time Period: PM Peak
Intersection: York Ave/E 68th St
Area Type: All other areas
Jurisdiction:
Analysis Year: 2010
Project ID: No-Build Condition PM Peak (5:00-6:00 PM)
E/W St: East 68th Street N/S St: York Avenue

VOLUME DATA

	Eastbound			Westbound			Northbound			Southbound		
	L	T	R	L	T	R	L	T	R	L	T	R
Volume	145	31	82	92		68		475	40	33	759	
% Heavy Veh	8	8	8	2		2		3	0	4	0	
PHF	0.87	0.87	0.87	0.83		0.83		0.90	0.90	0.97	0.97	
PK 15 Vol	42	9	24	28		20		132	11	9	196	
Hi Ln Vol												
% Grade		-3			0			0			0	
Ideal Sat		1900		1900		1900		1900			1900	
ParkExist									X			X
NumPark									20			20
No. Lanes	0	2	0	1	0	1	0	2	0	0	2	0
LGConfig		LTR		L		R		TR			LT	
Lane Width		10.0		10.0		10.0		10.0			10.0	
RTOR Vol			0			0			0			
Adj Flow		297		111		82		572			816	
%InSharedLn												
Prop LTs		0.562		1.000				0.000			0.042	
Prop RTs		0.316				1.000		0.077			0.000	
Peds Bikes		100	0		100	0		100	0			
Buses		10		0		0		0			0	
%InProtPhase												

Duration 0.25 Area Type: All other areas

OPERATING PARAMETERS

	Eastbound			Westbound			Northbound			Southbound		
	L	T	R	L	T	R	L	T	R	L	T	R
Init Unmet		0.0		0.0		0.0		0.0			0.0	
Arriv. Type		3		3		3		4			4	
Unit Ext.		3.0		3.0		3.0		3.0			3.0	
I Factor		1.000			1.000			1.000			1.000	
Lost Time		2.0		2.0		2.0		2.0			2.0	
Ext of g		2.0		2.0		2.0		2.0			2.0	
Ped Min g		4.1			4.1			4.1				

HCS2000: Signalized Intersections Release 4.1f

Analyst: C
Agency: Ethan C. Eldon Associates, Inc
Date: 4/10/2007
Period: AM Peak
Project ID: No-Build Condition AM Peak (7:30-8:30 AM)
E/W St: East 67th Street

Inter.: York Ave/E 67th St
Area Type: All other areas
Jurisd:
Year : 2010
N/S St: York Avenue

SIGNALIZED INTERSECTION SUMMARY

	Eastbound			Westbound			Northbound			Southbound		
	L	T	R	L	T	R	L	T	R	L	T	R
No. Lanes	0	0	0	0	0	0	0	2	0	0	2	0
LGConfig								LT			TR	
Volume							70	838			847	89
Lane Width								10.0			10.0	
RTOR Vol												0

Duration 0.25 Area Type: All other areas

Signal Operations

Phase Combination	1	2	3	4	5	6	7	8
EB Left					NB Left	P		
Thru					Thru	P		
Right					Right			
Peds		X			Peds	X		
WB Left					SB Left			
Thru					Thru	P		
Right					Right	P		
Peds		X			Peds	X		
NB Right					EB Right			
SB Right					WB Right			
Green		37.0				73.0		
Yellow		3.0				3.0		
All Red		2.0				2.0		

Cycle Length: 120.0 secs

Intersection Performance Summary

Appr/ Lane Grp	Lane Group Capacity	Adj Sat Flow Rate (s)	Ratios v/c	Ratios g/C	Lane Group Delay	Lane Group LOS	Approach Delay	Approach LOS
Eastbound								
Westbound								
Northbound								
LT	1351	2221	0.71	0.61	12.3	B	12.3	B
Southbound								
TR	1810	2975	0.57	0.61	9.2	A	9.2	A

Intersection Delay = 10.7 (sec/veh) Intersection LOS = B

HCS2000: Signalized Intersections Release 4.1f

C
Ethan C. Eldon Associates, Inc.
50 Charles Lindbergh Boulevard
Suite 400
Uniondale, NY 11553
Phone: 516-229-2325 Fax: 516-229-2355
E-Mail: eldon@ecenters.com

OPERATIONAL ANALYSIS

Analyst:	C
Agency/Co.:	Ethan C. Eldon Associates, Inc
Date Performed:	4/10/2007
Analysis Time Period:	AM Peak
Intersection:	York Ave/E 67th St
Area Type:	All other areas
Jurisdiction:	
Analysis Year:	2010

Project ID: No-Build Condition AM Peak (7:30-8:30 AM)
E/W St: East 67th Street N/S St: York Avenue

VOLUME DATA

	Eastbound			Westbound			Northbound			Southbound		
	L	T	R	L	T	R	L	T	R	L	T	R
Volume							70	838			847	89
% Heavy Veh							3	3			11	11
PHF							0.94	0.94			0.90	0.90
PK 15 Vol							19	223			235	25
Hi Ln Vol												
% Grade								0			0	
Ideal Sat								1900			1900	
ParkExist									X			
NumPark									20			
No. Lanes	0	0	0	0	0	0	0	2	0	0	2	0
LGConfig								LT			TR	
Lane Width								10.0			10.0	
RTOR Vol												0
Adj Flow								965			1040	
%InSharedLn												
Prop LTs								0.077			0.000	
Prop RTs							0.000			0.095		
Peds Bikes										100	0	
Buses								0			0	
%InProtPhase												

Duration 0.25 Area Type: All other areas

OPERATING PARAMETERS

	Eastbound			Westbound			Northbound			Southbound		
	L	T	R	L	T	R	L	T	R	L	T	R
Init Unmet								0.0			0.0	
Arriv. Type								4			4	
Unit Ext.								3.0			3.0	
I Factor								1.000			1.000	
Lost Time								2.0			2.0	
Ext of g								2.0			2.0	
Ped Min g											4.1	

HCS2000: Signalized Intersections Release 4.1f

Analyst: C
Agency: Ethan C. Eldon Associates, Inc
Date: 4/10/2007
Period: Midday Peak
Project ID: No-Build Condition Midday Peak (1:00-2:00 PM)
E/W St: East 67th Street

Inter.: York Ave/E 67th St
Area Type: All other areas
Jurisd:
Year : 2010
N/S St: York Avenue

SIGNALIZED INTERSECTION SUMMARY

	Eastbound			Westbound			Northbound			Southbound		
	L	T	R	L	T	R	L	T	R	L	T	R
No. Lanes	0	0	0	0	0	0	0	2	0	0	2	0
LGConfig								LT			TR	
Volume							66	683			829	136
Lane Width								10.0			10.0	
RTOR Vol												0

Duration 0.25 Area Type: All other areas

Signal Operations

Phase Combination	1	2	3	4	5	6	7	8
EB Left					NB Left	P		
Thru					Thru	P		
Right					Right			
Peds		X			Peds	X		
WB Left					SB Left			
Thru					Thru	P		
Right					Right	P		
Peds		X			Peds	X		
NB Right					EB Right			
SB Right					WB Right			
Green		37.0				73.0		
Yellow		3.0				3.0		
All Red		2.0				2.0		

Cycle Length: 120.0 secs

Intersection Performance Summary

Appr/ Lane Grp	Lane Group Capacity	Adj Sat Flow Rate (s)	Ratios v/c	Ratios g/C	Lane Group Delay	Lane Group LOS	Approach Delay	Approach LOS
Eastbound								
Westbound								
Northbound								
LT	1315	2162	0.62	0.61	10.4	B	10.4	B
Southbound								
TR	1823	2997	0.57	0.61	9.1	A	9.1	A

Intersection Delay = 9.7 (sec/veh) Intersection LOS = A

HCS2000: Signalized Intersections Release 4.1f

C
Ethan C. Eldon Associates, Inc.
50 Charles Lindbergh Boulevard
Suite 400
Uniondale, NY 11553
Phone: 516-229-2325 Fax: 516-229-2355
E-Mail: eldon@ecenters.com

OPERATIONAL ANALYSIS

Analyst:	C
Agency/Co.:	Ethan C. Eldon Associates, Inc
Date Performed:	4/10/2007
Analysis Time Period:	Midday Peak
Intersection:	York Ave/E 67th St
Area Type:	All other areas
Jurisdiction:	
Analysis Year:	2010

Project ID: No-Build Condition Midday Peak (1:00-2:00 PM)
E/W St: East 67th Street N/S St: York Avenue

VOLUME DATA

	Eastbound			Westbound			Northbound			Southbound		
	L	T	R	L	T	R	L	T	R	L	T	R
Volume							66	683			829	136
% Heavy Veh							4	4			9	9
PHF							0.92	0.92			0.93	0.93
PK 15 Vol							18	186			223	37
Hi Ln Vol												
% Grade								0			0	
Ideal Sat								1900			1900	
ParkExist									X			
NumPark									20			
No. Lanes	0	0	0	0	0	0	0	2	0	0	2	0
LGConfig								LT			TR	
Lane Width								10.0			10.0	
RTOR Vol												0
Adj Flow								814			1037	
%InSharedLn												
Prop LTs								0.088			0.000	
Prop RTs							0.000			0.141		
Peds Bikes										100	0	
Buses								0			0	
%InProtPhase												

Duration 0.25 Area Type: All other areas

OPERATING PARAMETERS

	Eastbound			Westbound			Northbound			Southbound		
	L	T	R	L	T	R	L	T	R	L	T	R
Init Unmet								0.0			0.0	
Arriv. Type								4			4	
Unit Ext.								3.0			3.0	
I Factor								1.000			1.000	
Lost Time								2.0			2.0	
Ext of g								2.0			2.0	
Ped Min g											4.1	

HCS2000: Signalized Intersections Release 4.1f

Analyst: C
Agency: Ethan C. Eldon Associates, Inc
Date: 4/10/2007
Period: PM Peak
Project ID: No-Build Condition PM Peak (5:00-6:00 PM)
E/W St: East 67th Street

Inter.: York Ave/E 67th St
Area Type: All other areas
Jurisd:
Year : 2010
N/S St: York Avenue

SIGNALIZED INTERSECTION SUMMARY

	Eastbound			Westbound			Northbound			Southbound		
	L	T	R	L	T	R	L	T	R	L	T	R
No. Lanes	0	0	0	0	0	0	0	2	0	0	2	0
LGConfig								LT			TR	
Volume							24	515			791	142
Lane Width								10.0			10.0	
RTOR Vol												0

Duration 0.25 Area Type: All other areas

Signal Operations

Phase Combination	1	2	3	4	5	6	7	8
EB Left					NB Left	P		
Thru					Thru	P		
Right					Right			
Peds		X			Peds	X		
WB Left					SB Left			
Thru					Thru	P		
Right					Right	P		
Peds		X			Peds	X		
NB Right					EB Right			
SB Right					WB Right			
Green		37.0				73.0		
Yellow		3.0				3.0		
All Red		2.0				2.0		

Cycle Length: 120.0 secs

Intersection Performance Summary

Appr/ Lane Grp	Lane Group Capacity	Adj Sat Flow Rate (s)	Ratios v/c	Ratios g/C	Lane Group Delay	Lane Group LOS	Approach Delay	Approach LOS
Eastbound								
Westbound								
Northbound								
LT	1578	2594	0.35	0.61	7.1	A	7.1	A
Southbound								
TR	1888	3103	0.53	0.61	8.6	A	8.6	A

Intersection Delay = 8.1 (sec/veh) Intersection LOS = A

HCS2000: Signalized Intersections Release 4.1f

C
Ethan C. Eldon Associates, Inc.
50 Charles Lindbergh Boulevard
Suite 400
Uniondale, NY 11553
Phone: 516-229-2325 Fax: 516-229-2355
E-Mail: eldon@ecenters.com

OPERATIONAL ANALYSIS

Analyst: C
Agency/Co.: Ethan C. Eldon Associates, Inc
Date Performed: 4/10/2007
Analysis Time Period: PM Peak
Intersection: York Ave/E 67th St
Area Type: All other areas
Jurisdiction:
Analysis Year: 2010
Project ID: No-Build Condition PM Peak (5:00-6:00 PM)
E/W St: East 67th Street N/S St: York Avenue

VOLUME DATA

	Eastbound			Westbound			Northbound			Southbound		
	L	T	R	L	T	R	L	T	R	L	T	R
Volume							24	515			791	142
% Heavy Veh							3	3			5	5
PHF							0.98	0.98			0.93	0.93
PK 15 Vol							6	131			213	38
Hi Ln Vol												
% Grade								0			0	
Ideal Sat								1900			1900	
ParkExist									X			
NumPark									20			
No. Lanes	0	0	0	0	0	0	0	2	0	0	2	0
LGConfig								LT			TR	
Lane Width								10.0			10.0	
RTOR Vol												0
Adj Flow								550			1004	
%InSharedLn												
Prop LTs								0.044			0.000	
Prop RTs								0.000			0.152	
Peds Bikes											100	0
Buses								0			0	
%InProtPhase												

Duration 0.25 Area Type: All other areas

OPERATING PARAMETERS

	Eastbound			Westbound			Northbound			Southbound		
	L	T	R	L	T	R	L	T	R	L	T	R
Init Unmet								0.0			0.0	
Arriv. Type								4			4	
Unit Ext.								3.0			3.0	
I Factor								1.000			1.000	
Lost Time								2.0			2.0	
Ext of g								2.0			2.0	
Ped Min g											4.1	

HCS2000: Signalized Intersections Release 4.1f

Analyst: C
Agency: Ethan C. Eldon Associates, Inc
Date: 4/9/2007
Period: AM Peak
Project ID: No-Build Condition AM Peak (7:30-8:30 AM)
E/W St: East 63rd Street

Inter.: York Ave/E 63rd St
Area Type: All other areas
Jurisd:
Year : 2010
N/S St: York Avenue

SIGNALIZED INTERSECTION SUMMARY

	Eastbound			Westbound			Northbound			Southbound		
	L	T	R	L	T	R	L	T	R	L	T	R
No. Lanes	0	0	0	1	2	0	0	2	1	0	3	0
LGConfig				L	LTR			T	R	DefL	TR	
Volume				369	165	6		801	485	332	543	70
Lane Width				9.0	9.0			10.0	10.0	10.0	10.0	
RTOR Vol						0			0			0

Duration 0.25 Area Type: All other areas

Signal Operations

Phase Combination	1	2	3	4	5	6	7	8
EB Left					NB Left			
Thru					Thru	P		
Right					Right	P		
Peds					Peds	X	X	
WB Left		P			SB Left		P	P
Thru		P			Thru		P	P
Right		P			Right		P	P
Peds		X			Peds	X	X	
NB Right		P			EB Right			
SB Right					WB Right			
Green		39.0				10.0	38.0	18.0
Yellow		3.0				0.0	3.0	3.0
All Red		2.0				0.0	2.0	2.0

Cycle Length: 120.0 secs

Intersection Performance Summary

Appr/ Lane Grp	Lane Group Capacity	Adj Sat Flow Rate (s)	Ratios v/c	Ratios g/C	Lane Group Delay	Lane Group LOS	Approach Delay	Approach LOS
Eastbound								
Westbound								
L	513	1577	0.43	0.32	34.5	C		
LTR	998	3070	0.43	0.32	33.1	C	33.6	C
Northbound								
T	1018	3214	0.82	0.32	44.1	D	30.7	C
R	874	1362	0.58	0.64	8.5	A		
Southbound								
DefL	405	1654	0.84	0.51	59.8	E		
TR	1565	3078	0.40	0.51	14.5	B	30.4	C

Intersection Delay = 31.2 (sec/veh) Intersection LOS = C

HCS2000: Signalized Intersections Release 4.1f

Analyst: C
Agency: Ethan C. Eldon Associates, Inc
Date: 4/9/2007
Period: Midday Peak
Project ID: No-Build Condition Midday Peak (1:00-2:00 PM)
E/W St: East 63rd Street

Inter.: York Ave/E 63rd St
Area Type: All other areas
Jurisd:
Year : 2010
N/S St: York Avenue

SIGNALIZED INTERSECTION SUMMARY

	Eastbound			Westbound			Northbound			Southbound		
	L	T	R	L	T	R	L	T	R	L	T	R
No. Lanes	0	0	0	1	2	0	0	2	1	0	3	0
LGConfig				L	LTR			T	R	DefL	TR	
Volume				475	244	6		587	390	307	662	57
Lane Width				9.0	9.0			10.0	10.0	10.0	10.0	
RTOR Vol						0			0			0

Duration 0.25 Area Type: All other areas

Signal Operations

Phase Combination		1	2	3	4			5	6	7	8
EB	Left					NB	Left				
	Thru						Thru		P		
	Right						Right		P		
	Peds						Peds	X	X		
WB	Left		P			SB	Left		P	P	
	Thru		P				Thru		P	P	
	Right		P				Right		P	P	
	Peds		X				Peds	X	X		
NB	Right		P			EB	Right				
SB	Right					WB	Right				
Green			35.0						10.0	44.0	16.0
Yellow			3.0						0.0	3.0	3.0
All Red			2.0						0.0	2.0	2.0

Cycle Length: 120.0 secs

Intersection Performance Summary

Appr/ Lane Grp	Lane Group Capacity	Adj Sat Flow Rate (s)	Ratios v/c	Ratios g/C	Lane Group Delay	Lane Group LOS	Approach Delay	Approach LOS
Eastbound								
Westbound								
L	464	1592	0.53	0.29	40.0	D		
LTR	906	3108	0.56	0.29	38.5	D	39.0	D
Northbound								
T	1178	3214	0.51	0.37	29.1	C	19.7	B
R	916	1391	0.44	0.66	5.6	A		
Southbound								
DefL	490	1609	0.66	0.54	36.9	D		
TR	1679	3099	0.45	0.54	12.5	B	19.8	B

Intersection Delay = 24.9 (sec/veh) Intersection LOS = C

HCS2000: Signalized Intersections Release 4.1f

C
Ethan C. Eldon Associates, Inc.
50 Charles Lindbergh Boulevard
Suite 400
Uniondale, NY 11553
Phone: 516-229-2325 Fax: 516-229-2355
E-Mail: eldon@ecenters.com

OPERATIONAL ANALYSIS

Analyst:	C
Agency/Co.:	Ethan C. Eldon Associates, Inc
Date Performed:	4/9/2007
Analysis Time Period:	Midday Peak
Intersection:	York Ave/E 63rd St
Area Type:	All other areas
Jurisdiction:	
Analysis Year:	2010

Project ID: No-Build Condition Midday Peak (1:00-2:00 PM)
E/W St: East 63rd Street N/S St: York Avenue

VOLUME DATA

	Eastbound			Westbound			Northbound			Southbound		
	L	T	R	L	T	R	L	T	R	L	T	R
Volume				475	244	6		587	390	307	662	57
% Heavy Veh				1	1	1		4	0	3	8	13
PHF				0.96	0.96	0.96		0.97	0.97	0.95	0.95	0.95
PK 15 Vol				124	64	2		151	101	81	174	15
Hi Ln Vol												
% Grade					2			2			-2	
Ideal Sat				1900	1900			1900	1900	1900	1900	
ParkExist	X		X									
NumPark												
No. Lanes	0	0	0	1	2	0	0	2	1	0	3	0
LGConfig				L	LTR			T	R	DefL	TR	
Lane Width				9.0	9.0			10.0	10.0	10.0	10.0	
RTOR Vol						0			0			0
Adj Flow				248	507			605	402	323	757	
%InSharedLn				50								
Prop LTs					0.488			0.000		1.000	0.000	
Prop RTs					0.012			0.000	1.000		0.079	
Peds Bikes	0				50	0		50	0		50	0
Buses				0	0			0	0	0	0	
%InProtPhase									0.0	0.0		0.0

Duration 0.25 Area Type: All other areas

OPERATING PARAMETERS

	Eastbound			Westbound			Northbound			Southbound		
	L	T	R	L	T	R	L	T	R	L	T	R
Init Unmet				0.0	0.0			0.0	0.0	0.0	0.0	
Arriv. Type				3	3			4	4	4	4	
Unit Ext.				3.0	3.0			3.0	3.0	3.0	3.0	
I Factor					1.000			1.000			1.000	
Lost Time				2.0	2.0			2.0	2.0	2.0	2.0	
Ext of g				2.0	2.0			2.0	2.0	2.0	2.0	
Ped Min g		3.2			3.7			3.7			3.7	

HCS2000: Signalized Intersections Release 4.1f

Analyst: C
Agency: Ethan C. Eldon Associates, Inc
Date: 4/9/2007
Period: PM Peak
Project ID: No-Build Condition PM Peak (5:00-6:00 PM)
E/W St: East 63rd Street

Inter.: York Ave/E 63rd St
Area Type: All other areas
Jurisd:
Year : 2010
N/S St: York Avenue

SIGNALIZED INTERSECTION SUMMARY

	Eastbound			Westbound			Northbound			Southbound		
	L	T	R	L	T	R	L	T	R	L	T	R
No. Lanes	0	0	0	1	2	0	0	2	1	0	3	0
LGConfig				L	LTR			T	R	DefL	TR	
Volume				527	209	3		511	443	353	737	57
Lane Width				9.0	9.0			10.0	10.0	10.0	10.0	
RTOR Vol						0			0			0

Duration 0.25 Area Type: All other areas

Signal Operations

Phase Combination		1	2	3	4			5	6	7	8
EB	Left					NB	Left				
	Thru						Thru		P		
	Right						Right		P		
	Peds						Peds	X	X		
WB	Left		P			SB	Left		P	P	
	Thru		P				Thru		P	P	
	Right		P				Right		P	P	
	Peds		X				Peds	X	X		
NB	Right		P			EB	Right				
SB	Right					WB	Right				
Green			35.0						10.0	44.0	16.0
Yellow			3.0						0.0	3.0	3.0
All Red			2.0						0.0	2.0	2.0

Cycle Length: 120.0 secs

Intersection Performance Summary

Appr/ Lane Grp	Lane Group Capacity	Adj Sat Flow Rate (s)	Ratios v/c	Ratios g/C	Lane Group Delay	Lane Group LOS	Approach Delay	Approach LOS
Eastbound								
Westbound								
L	469	1608	0.64	0.29	43.6	D		
LTR	914	3133	0.59	0.29	39.2	D	40.7	D
Northbound								
T	1202	3277	0.44	0.37	27.8	C	17.8	B
R	916	1391	0.50	0.66	6.3	A		
Southbound								
DefL	527	1634	0.69	0.54	36.3	D		
TR	1769	3265	0.46	0.54	12.6	B	19.9	B

Intersection Delay = 25.0 (sec/veh) Intersection LOS = C

HCS2000: Signalized Intersections Release 4.1f

C
Ethan C. Eldon Associates, Inc.
50 Charles Lindbergh Boulevard
Suite 400
Uniondale, NY 11553
Phone: 516-229-2325 Fax: 516-229-2355
E-Mail: eldon@ecenters.com

OPERATIONAL ANALYSIS

Analyst:	C
Agency/Co.:	Ethan C. Eldon Associates, Inc
Date Performed:	4/9/2007
Analysis Time Period:	PM Peak
Intersection:	York Ave/E 63rd St
Area Type:	All other areas
Jurisdiction:	
Analysis Year:	2010

Project ID: No-Build Condition PM Peak (5:00-6:00 PM)
E/W St: East 63rd Street N/S St: York Avenue

VOLUME DATA

	Eastbound			Westbound			Northbound			Southbound		
	L	T	R	L	T	R	L	T	R	L	T	R
Volume				527	209	3		511	443	353	737	57
% Heavy Veh				0	0	0		2	0	1	3	3
PHF				0.88	0.88	0.88		0.96	0.96	0.97	0.97	0.97
PK 15 Vol				150	59	1		133	115	91	190	15
Hi Ln Vol												
% Grade					2			2			-2	
Ideal Sat				1900	1900			1900	1900	1900	1900	
ParkExist	X		X									
NumPark												
No. Lanes	0	0	0	1	2	0	0	2	1	0	3	0
LGConfig				L	LTR			T	R	DefL	TR	
Lane Width				9.0	9.0			10.0	10.0	10.0	10.0	
RTOR Vol						0			0			0
Adj Flow				300	540			532	461	364	819	
%InSharedLn				50								
Prop LTs					0.555			0.000		1.000	0.000	
Prop RTs					0.006			0.000	1.000		0.072	
Peds Bikes	0				50	0		50	0		50	0
Buses				0	0			0	0	0	0	
%InProtPhase									0.0	0.0		0.0

Duration 0.25 Area Type: All other areas

OPERATING PARAMETERS

	Eastbound			Westbound			Northbound			Southbound		
	L	T	R	L	T	R	L	T	R	L	T	R
Init Unmet				0.0	0.0			0.0	0.0	0.0	0.0	
Arriv. Type				3	3			4	4	4	4	
Unit Ext.				3.0	3.0			3.0	3.0	3.0	3.0	
I Factor					1.000			1.000			1.000	
Lost Time				2.0	2.0			2.0	2.0	2.0	2.0	
Ext of g				2.0	2.0			2.0	2.0	2.0	2.0	
Ped Min g		3.2			3.7			3.7			3.7	

HCS2000: Unsignalized Intersections Release 4.1f

TWO-WAY STOP CONTROL SUMMARY

Analyst: C
Agency/Co.: Ethan C. Eldon Associates, Inc
Date Performed: 4/10/2007
Analysis Time Period: AM Peak
Intersection: FDR Dr/E 73rd St
Jurisdiction:
Units: U. S. Customary
Analysis Year: 2010
Project ID: No-Build Condition AM Peak (7:30-8:30 PM)
East/West Street: East 73rd Street
North/South Street: FDR Dr Service Rd
Intersection Orientation: NS Study period (hrs): 0.25

Vehicle Volumes and Adjustments

Major Street: Approach	Northbound			Southbound		
Movement	1	2	3	4	5	6
	L	T	R	L	T	R
Volume					462	
Peak-Hour Factor, PHF					0.88	
Hourly Flow Rate, HFR					525	
Percent Heavy Vehicles		--	--		--	--
Median Type/Storage	Undivided		/			
RT Channelized?						
Lanes					1	
Configuration					T	
Upstream Signal?		No			No	

Minor Street: Approach	Westbound			Eastbound		
Movement	7	8	9	10	11	12
	L	T	R	L	T	R
Volume						390
Peak Hour Factor, PHF						0.89
Hourly Flow Rate, HFR						438
Percent Heavy Vehicles						1
Percent Grade (%)		0			0	
Flared Approach: Exists?/Storage			/			/
Lanes					1	
Configuration					R	

Delay, Queue Length, and Level of Service

Approach	NB	SB	Westbound			Eastbound		
Movement	1	4	7	8	9	10	11	12
Lane Config								R
v (vph)								438
C(m) (vph)								554
v/c								0.79
95% queue length								7.47
Control Delay								31.7
LOS								D
Approach Delay							31.7	
Approach LOS							D	

HCS2000: Unsignalized Intersections Release 4.1f

TWO-WAY STOP CONTROL SUMMARY

Analyst: C
Agency/Co.: Ethan C. Eldon Associates, Inc
Date Performed: 4/10/2007
Analysis Time Period: Midday Peak
Intersection: FDR Dr/E 73rd St
Jurisdiction:
Units: U. S. Customary
Analysis Year: 2010
Project ID: No-Build Condition Midday Peak (1:00-2:00 PM)
East/West Street: East 73rd Street
North/South Street: FDR Dr Service Rd
Intersection Orientation: NS Study period (hrs): 0.25

Vehicle Volumes and Adjustments

Major Street: Approach	Northbound			Southbound		
Movement	1	2	3	4	5	6
	L	T	R	L	T	R
Volume					412	
Peak-Hour Factor, PHF					0.91	
Hourly Flow Rate, HFR					452	
Percent Heavy Vehicles		--	--		--	--
Median Type/Storage	Undivided		/			
RT Channelized?						
Lanes					1	
Configuration					T	
Upstream Signal?		No			No	

Minor Street: Approach	Westbound			Eastbound		
Movement	7	8	9	10	11	12
	L	T	R	L	T	R
Volume						257
Peak Hour Factor, PHF						0.87
Hourly Flow Rate, HFR						295
Percent Heavy Vehicles						3
Percent Grade (%)		0			0	
Flared Approach: Exists?/Storage			/			/
Lanes					1	
Configuration					R	

Delay, Queue Length, and Level of Service

Approach	NB	SB	Westbound			Eastbound		
Movement	1	4	7	8	9	10	11	12
Lane Config								R
v (vph)								295
C(m) (vph)								605
v/c								0.49
95% queue length								2.67
Control Delay								16.5
LOS								C
Approach Delay							16.5	
Approach LOS							C	

HCS2000: Unsignalized Intersections Release 4.1f

TWO-WAY STOP CONTROL SUMMARY

Analyst: C
Agency/Co.: Ethan C. Eldon Associates, Inc
Date Performed: 4/10/2007
Analysis Time Period: PM Peak
Intersection: FDR Dr/E 73rd St
Jurisdiction:
Units: U. S. Customary
Analysis Year: 2010
Project ID: No-Build Condition PM Peak (5:00-6:00 PM)
East/West Street: East 73rd Street
North/South Street: FDR Dr Service Rd
Intersection Orientation: NS Study period (hrs): 0.25

Vehicle Volumes and Adjustments

Major Street: Approach	Northbound			Southbound		
Movement	1	2	3	4	5	6
	L	T	R	L	T	R
Volume					432	
Peak-Hour Factor, PHF					0.95	
Hourly Flow Rate, HFR					454	
Percent Heavy Vehicles		--	--		--	--
Median Type/Storage	Undivided		/			
RT Channelized?						
Lanes					1	
Configuration					T	
Upstream Signal?		No			No	

Minor Street: Approach	Westbound			Eastbound		
Movement	7	8	9	10	11	12
	L	T	R	L	T	R
Volume						358
Peak Hour Factor, PHF						0.89
Hourly Flow Rate, HFR						402
Percent Heavy Vehicles						1
Percent Grade (%)		0			0	
Flared Approach: Exists?/Storage			/			/
Lanes					1	
Configuration					R	

Delay, Queue Length, and Level of Service

Approach	NB	SB	Westbound			Eastbound		
Movement	1	4	7	8	9	10	11	12
Lane Config								R
v (vph)								402
C(m) (vph)								608
v/c								0.66
95% queue length								4.92
Control Delay								21.7
LOS								C
Approach Delay							21.7	
Approach LOS							C	

HCS2000: Unsignalized Intersections Release 4.1f

TWO-WAY STOP CONTROL SUMMARY

Analyst: C
Agency/Co.: Ethan C. Eldon Associates, Inc
Date Performed: 4/10/2007
Analysis Time Period: AM Peak
Intersection: HSS Drop-Off/E 71st St
Jurisdiction:
Units: U. S. Customary
Analysis Year: 2010
Project ID: No-Build Condition AM Peak (7:30-8:30 PM)
East/West Street: East 71st Street
North/South Street: HSS Drop-Off
Intersection Orientation: EW Study period (hrs): 0.25

Vehicle Volumes and Adjustments

Major Street: Approach	Eastbound			Westbound		
Movement	1	2	3	4	5	6
	L	T	R	L	T	R
Volume					412	
Peak-Hour Factor, PHF					0.94	
Hourly Flow Rate, HFR					438	
Percent Heavy Vehicles		--	--		--	--
Median Type/Storage	Undivided		/			
RT Channelized?						
Lanes					2	
Configuration					T	
Upstream Signal?		No			No	

Minor Street: Approach	Northbound			Southbound		
Movement	7	8	9	10	11	12
	L	T	R	L	T	R
Volume	82					
Peak Hour Factor, PHF	0.90					
Hourly Flow Rate, HFR	91					
Percent Heavy Vehicles	0					
Percent Grade (%)		0			0	
Flared Approach: Exists?/Storage			/			/
Lanes	1					
Configuration	L					

Delay, Queue Length, and Level of Service

Approach	EB	WB	Northbound			Southbound		
Movement	1	4	7	8	9	10	11	12
Lane Config			L					
v (vph)			91					
C(m) (vph)			774					
v/c			0.12					
95% queue length			0.40					
Control Delay			10.3					
LOS			B					
Approach Delay				10.3				
Approach LOS				B				

HCS2000: Unsignalized Intersections Release 4.1f

TWO-WAY STOP CONTROL SUMMARY

Analyst: C
Agency/Co.: Ethan C. Eldon Associates, Inc
Date Performed: 4/10/2007
Analysis Time Period: Midday Peak
Intersection: HSS Drop-Off/E 71st St
Jurisdiction:
Units: U. S. Customary
Analysis Year: 2010
Project ID: No-Build Condition Midday Peak (1:00-2:00 PM)
East/West Street: East 71st Street
North/South Street: HSS Drop-Off
Intersection Orientation: EW Study period (hrs): 0.25

Vehicle Volumes and Adjustments

Major Street: Approach	Eastbound			Westbound		
Movement	1	2	3	4	5	6
	L	T	R	L	T	R
Volume					424	
Peak-Hour Factor, PHF					0.91	
Hourly Flow Rate, HFR					465	
Percent Heavy Vehicles		--	--		--	--
Median Type/Storage	Undivided		/			
RT Channelized?						
Lanes					2	
Configuration					T	
Upstream Signal?		No			No	

Minor Street: Approach	Northbound			Southbound		
Movement	7	8	9	10	11	12
	L	T	R	L	T	R
Volume	144					
Peak Hour Factor, PHF	0.90					
Hourly Flow Rate, HFR	160					
Percent Heavy Vehicles	0					
Percent Grade (%)		0			0	
Flared Approach: Exists?/Storage			/			/
Lanes	1					
Configuration	L					

Delay, Queue Length, and Level of Service

Approach	EB	WB	Northbound			Southbound		
Movement	1	4	7	8	9	10	11	12
Lane Config			L					
v (vph)			160					
C(m) (vph)			761					
v/c			0.21					
95% queue length			0.79					
Control Delay			11.0					
LOS			B					
Approach Delay				11.0				
Approach LOS				B				

HCS2000: Unsignalized Intersections Release 4.1f

TWO-WAY STOP CONTROL SUMMARY

Analyst: C
Agency/Co.: Ethan C. Eldon Associates, Inc
Date Performed: 4/10/2007
Analysis Time Period: PM Peak
Intersection: HSS Drop-Off/E 71st St
Jurisdiction:
Units: U. S. Customary
Analysis Year: 2010
Project ID: No-Build Condition PM Peak (5:00-6:00 PM)
East/West Street: East 71st Street
North/South Street: HSS Drop-Off
Intersection Orientation: EW Study period (hrs): 0.25

Vehicle Volumes and Adjustments

Major Street: Approach	Eastbound			Westbound		
Movement	1	2	3	4	5	6
	L	T	R	L	T	R
Volume					434	
Peak-Hour Factor, PHF					0.93	
Hourly Flow Rate, HFR					466	
Percent Heavy Vehicles		--	--		--	--
Median Type/Storage	Undivided		/			
RT Channelized?						
Lanes					2	
Configuration					T	
Upstream Signal?		No			No	

Minor Street: Approach	Northbound			Southbound		
Movement	7	8	9	10	11	12
	L	T	R	L	T	R
Volume	102					
Peak Hour Factor, PHF	0.90					
Hourly Flow Rate, HFR	113					
Percent Heavy Vehicles	0					
Percent Grade (%)		0			0	
Flared Approach: Exists?/Storage			/			/
Lanes	1					
Configuration	L					

Delay, Queue Length, and Level of Service

Approach	EB	WB	Northbound			Southbound		
Movement	1	4	7	8	9	10	11	12
Lane Config			L					
v (vph)			113					
C(m) (vph)			760					
v/c			0.15					
95% queue length			0.52					
Control Delay			10.6					
LOS			B					
Approach Delay				10.6				
Approach LOS				B				

HCS2000: Signalized Intersections Release 4.1f

Analyst: C
Agency: Ethan C. Eldon Associates, Inc
Date: 4/9/2007
Period: AM Peak
Project ID: Build Condition AM Peak (7:30-8:30 AM)
E/W St: 72nd Street

Inter.: 1st Ave/72nd St
Area Type: All other areas
Jurisd:
Year : 2010
N/S St: 1st Avenue

SIGNALIZED INTERSECTION SUMMARY

	Eastbound			Westbound			Northbound			Southbound		
	L	T	R	L	T	R	L	T	R	L	T	R
No. Lanes	0	2	0	0	2	0	1	4	0	0	0	0
LGConfig		LT			TR		L	TR				
Volume	127	317			230	80	149	1580	117			
Lane Width		9.0			9.0		10.0	10.0				
RTOR Vol						0			0			

Duration 0.25 Area Type: All other areas

Signal Operations

Phase Combination		1	2	3	4			5	6	7	8
EB	Left	P				NB	Left	P			
	Thru	P					Thru	P			
	Right						Right	P			
	Peds	X					Peds	X			
WB	Left					SB	Left				
	Thru	P					Thru				
	Right	P					Right				
	Peds	X					Peds	X			
NB	Right					EB	Right				
SB	Right					WB	Right				
Green		35.0						45.0			
Yellow		3.0						3.0			
All Red		2.0						2.0			

Cycle Length: 90.0 secs

Intersection Performance Summary

Appr/ Lane Grp	Lane Group Capacity	Adj Sat Flow Rate (s)	Ratios v/c	Ratios g/C	Lane Group Delay	Lane Group LOS	Approach Delay	Approach LOS
Eastbound								
LT	813	2091	0.61	0.39	25.3	C	25.3	C
Westbound								
TR	1022	2629	0.34	0.39	20.2	C	20.2	C
Northbound								
L	752	1504	0.22	0.50	10.4	B		
TR	2834	5668	0.67	0.50	14.2	B	13.9	B
Southbound								

Intersection Delay = 16.6 (sec/veh) Intersection LOS = B

HCS2000: Signalized Intersections Release 4.1f

C
Ethan C. Eldon Associates, Inc.
50 Charles Lindbergh Boulevard
Suite 400
Uniondale, NY 11553
Phone: 516-229-2325 Fax: 516-229-2355
E-Mail: eldon@ecenters.com

OPERATIONAL ANALYSIS

Analyst:	C
Agency/Co.:	Ethan C. Eldon Associates, Inc
Date Performed:	4/9/2007
Analysis Time Period:	AM Peak
Intersection:	1st Ave/72nd St
Area Type:	All other areas
Jurisdiction:	
Analysis Year:	2010

Project ID: Build Condition AM Peak (7:30-8:30 AM)
E/W St: 72nd Street N/S St: 1st Avenue

VOLUME DATA

	Eastbound			Westbound			Northbound			Southbound		
	L	T	R	L	T	R	L	T	R	L	T	R
Volume	127	317			230	80	149	1580	117			
% Heavy Veh	12	12			5	5	12	12	12			
PHF	0.90	0.90			0.90	0.90	0.90	0.90	0.90			
PK 15 Vol	35	88			64	22	41	439	33			
Hi Ln Vol												
% Grade		0			0			0				
Ideal Sat		1900			1900		1900	1900				
ParkExist						X						
NumPark						20						
No. Lanes	0	2	0	0	2	0	1	4	0	0	0	0
LGConfig		LT			TR		L	TR				
Lane Width		9.0			9.0		10.0	10.0				
RTOR Vol						0			0			
Adj Flow		493			345		166	1886				
%InSharedLn												
Prop LTs		0.286			0.000			0.000				
Prop RTs		0.000			0.258			0.069				
Peds Bikes					100	0		100	0		0	
Buses		0			0		0	0				
%InProtPhase												

Duration 0.25 Area Type: All other areas

OPERATING PARAMETERS

	Eastbound			Westbound			Northbound			Southbound		
	L	T	R	L	T	R	L	T	R	L	T	R
Init Unmet		0.0			0.0		0.0	0.0				
Arriv. Type		3			3		4	4				
Unit Ext.		3.0			3.0		3.0	3.0				
I Factor		1.000			1.000			1.000				
Lost Time		2.0			2.0		2.0	2.0				
Ext of g		2.0			2.0		2.0	2.0				
Ped Min g					3.9			3.9			3.2	

HCS2000: Signalized Intersections Release 4.1f

Analyst: C
Agency: Ethan C. Eldon Associates, Inc
Date: 4/9/2007
Period: Midday Peak
Project ID: Build Condition Midday Peak (1:00-2:00 PM)
E/W St: 72nd Street

Inter.: 1st Ave/72nd St
Area Type: All other areas
Jurisd:
Year : 2010
N/S St: 1st Avenue

SIGNALIZED INTERSECTION SUMMARY

	Eastbound			Westbound			Northbound			Southbound		
	L	T	R	L	T	R	L	T	R	L	T	R
No. Lanes	0	2	0	0	2	0	1	4	0	0	0	0
LGConfig		LT			TR		L	TR				
Volume	114	286			223	72	150	1605	151			
Lane Width		9.0			9.0		10.0	10.0				
RTOR Vol						0			0			

Duration 0.25 Area Type: All other areas

Signal Operations

Phase Combination	1	2	3	4		5	6	7	8
EB Left	P				NB Left	P			
Thru	P				Thru	P			
Right					Right	P			
Peds	X				Peds	X			
WB Left					SB Left				
Thru	P				Thru				
Right	P				Right				
Peds	X				Peds	X			
NB Right					EB Right				
SB Right					WB Right				
Green	35.0					45.0			
Yellow	3.0					3.0			
All Red	2.0					2.0			

Cycle Length: 90.0 secs

Intersection Performance Summary

Appr/ Lane Grp	Lane Group Capacity	Adj Sat Flow Rate (s)	Ratios v/c	Ratios g/C	Lane Group Delay	Lane Group LOS	Approach Delay	Approach LOS
Eastbound								
LT	821	2110	0.53	0.39	23.7	C	23.7	C
Westbound								
TR	1007	2589	0.32	0.39	20.0+	C	20.0+	C
Northbound								
L	597	1193	0.26	0.50	11.0	B		
TR	2659	5318	0.69	0.50	14.6	B	14.3	B
Southbound								

Intersection Delay = 16.5 (sec/veh) Intersection LOS = B

HCS2000: Signalized Intersections Release 4.1f

C
Ethan C. Eldon Associates, Inc.
50 Charles Lindbergh Boulevard
Suite 400
Uniondale, NY 11553
Phone: 516-229-2325 Fax: 516-229-2355
E-Mail: eldon@ecenters.com

OPERATIONAL ANALYSIS

Analyst:	C
Agency/Co.:	Ethan C. Eldon Associates, Inc
Date Performed:	4/9/2007
Analysis Time Period:	Midday Peak
Intersection:	1st Ave/72nd St
Area Type:	All other areas
Jurisdiction:	
Analysis Year:	2010

Project ID: Build Condition Midday Peak (1:00-2:00 PM)
E/W St: 72nd Street N/S St: 1st Avenue

VOLUME DATA

	Eastbound			Westbound			Northbound			Southbound		
	L	T	R	L	T	R	L	T	R	L	T	R
Volume	114	286			223	72	150	1605	151			
% Heavy Veh	13	13			7	7	13	13	13			
PHF	0.91	0.91			0.92	0.92	0.96	0.96	0.96			
PK 15 Vol	31	79			61	20	39	418	39			
Hi Ln Vol												
% Grade		0			0			0				
Ideal Sat		1900			1900		1900	1900				
ParkExist						X	X		X			
NumPark						20	20		20			
No. Lanes	0	2	0	0	2	0	1	4	0	0	0	0
LGConfig		LT			TR		L	TR				
Lane Width		9.0			9.0		10.0	10.0				
RTOR Vol						0			0			
Adj Flow		439			320		156	1829				
%InSharedLn												
Prop LTs		0.285			0.000			0.000				
Prop RTs		0.000			0.244			0.086				
Peds Bikes					100	0		100	0		0	
Buses		0			0		0	0				
%InProtPhase												

Duration 0.25 Area Type: All other areas

OPERATING PARAMETERS

	Eastbound			Westbound			Northbound			Southbound		
	L	T	R	L	T	R	L	T	R	L	T	R
Init Unmet		0.0			0.0		0.0	0.0				
Arriv. Type		3			3		4	4				
Unit Ext.		3.0			3.0		3.0	3.0				
I Factor		1.000			1.000			1.000				
Lost Time		2.0			2.0		2.0	2.0				
Ext of g		2.0			2.0		2.0	2.0				
Ped Min g					3.9			3.9			3.2	

HCS2000: Signalized Intersections Release 4.1f

Analyst: C
Agency: Ethan C. Eldon Associates, Inc
Date: 4/9/2007
Period: PM Peak
Project ID: Build Condition AM Peak (5:00-6:00 PM)
E/W St: 72nd Street

Inter.: 1st Ave/72nd St
Area Type: All other areas
Jurisd:
Year : 2010
N/S St: 1st Avenue

SIGNALIZED INTERSECTION SUMMARY

	Eastbound			Westbound			Northbound			Southbound		
	L	T	R	L	T	R	L	T	R	L	T	R
No. Lanes	0	2	0	0	2	0	1	4	0	0	0	0
LGConfig		LT			TR		L	TR				
Volume	113	233			190	51	184	2132	165			
Lane Width		9.0			9.0		10.0	10.0				
RTOR Vol						0			0			

Duration 0.25 Area Type: All other areas

Signal Operations

Phase Combination		1	2	3	4			5	6	7	8
EB	Left	P				NB	Left	P			
	Thru	P					Thru	P			
	Right						Right	P			
	Peds	X					Peds	X			
WB	Left					SB	Left				
	Thru	P					Thru				
	Right	P					Right				
	Peds	X					Peds	X			
NB	Right					EB	Right				
SB	Right					WB	Right				
Green		35.0						45.0			
Yellow		3.0						3.0			
All Red		2.0						2.0			

Cycle Length: 90.0 secs

Intersection Performance Summary

Appr/ Lane Grp	Lane Group Capacity	Adj Sat Flow Rate (s)	Ratios v/c	Ratios g/C	Lane Group Delay	Lane Group LOS	Approach Delay	Approach LOS
Eastbound								
LT	846	2175	0.44	0.39	22.0	C	22.0	C
Westbound								
TR	1054	2709	0.24	0.39	19.1	B	19.1	B
Northbound								
L	795	1589	0.24	0.50	10.5	B		
TR	2993	5985	0.79	0.50	16.5	B	16.1	B
Southbound								

Intersection Delay = 17.0 (sec/veh) Intersection LOS = B

HCS2000: Signalized Intersections Release 4.1f

C
Ethan C. Eldon Associates, Inc.
50 Charles Lindbergh Boulevard
Suite 400
Uniondale, NY 11553
Phone: 516-229-2325 Fax: 516-229-2355
E-Mail: eldon@ecenters.com

OPERATIONAL ANALYSIS

Analyst:	C
Agency/Co.:	Ethan C. Eldon Associates, Inc
Date Performed:	4/9/2007
Analysis Time Period:	PM Peak
Intersection:	1st Ave/72nd St
Area Type:	All other areas
Jurisdiction:	
Analysis Year:	2010

Project ID: Build Condition AM Peak (5:00-6:00 PM)
E/W St: 72nd Street N/S St: 1st Avenue

VOLUME DATA

	Eastbound			Westbound			Northbound			Southbound		
	L	T	R	L	T	R	L	T	R	L	T	R
Volume	113	233			190	51	184	2132	165			
% Heavy Veh	11	11			3	3	6	6	6			
PHF	0.93	0.93			0.95	0.95	0.97	0.97	0.97			
PK 15 Vol	30	63			50	13	47	549	43			
Hi Ln Vol												
% Grade		0			0			0				
Ideal Sat		1900			1900		1900	1900				
ParkExist						X						
NumPark						20						
No. Lanes	0	2	0	0	2	0	1	4	0	0	0	0
LGConfig		LT			TR		L	TR				
Lane Width		9.0			9.0		10.0	10.0				
RTOR Vol						0			0			
Adj Flow		373			254		190	2368				
%InSharedLn												
Prop LTs		0.327			0.000			0.000				
Prop RTs	0.000			0.213			0.072					
Peds Bikes				100	0		100	0		0		
Buses		0			0		0	0				
%InProtPhase												

Duration 0.25 Area Type: All other areas

OPERATING PARAMETERS

	Eastbound			Westbound			Northbound			Southbound		
	L	T	R	L	T	R	L	T	R	L	T	R
Init Unmet		0.0			0.0		0.0	0.0				
Arriv. Type		3			3		4	4				
Unit Ext.		3.0			3.0		3.0	3.0				
I Factor		1.000			1.000			1.000				
Lost Time		2.0			2.0		2.0	2.0				
Ext of g		2.0			2.0		2.0	2.0				
Ped Min g					3.9			3.9			3.2	

HCS2000: Signalized Intersections Release 4.1f

Analyst: C
Agency: Ethan C. Eldon Associates, Inc
Date: 4/9/2007
Period: AM Peak
Project ID: Build Condition AM Peak (7:30-8:30 AM)
E/W St: 71st Street

Inter.: 1st Ave/71st St
Area Type: All other areas
Jurisd:
Year : 2010
N/S St: 1st Avenue

SIGNALIZED INTERSECTION SUMMARY

	Eastbound			Westbound			Northbound			Southbound		
	L	T	R	L	T	R	L	T	R	L	T	R
No. Lanes	0	0	0	0	1	0	0	5	0	0	0	0
LGConfig					TR			LT				
Volume					181	89	194	1757				
Lane Width					16.0			10.0				
RTOR Vol						0						

Duration 0.25 Area Type: All other areas

Signal Operations

Phase Combination	1	2	3	4		5	6	7	8
EB Left					NB Left	P			
Thru					Thru	P			
Right					Right				
Peds		X			Peds	X			
WB Left					SB Left				
Thru		P			Thru				
Right		P			Right				
Peds		X			Peds	X			
NB Right					EB Right				
SB Right					WB Right				
Green		31.0				49.0			
Yellow		3.0				3.0			
All Red		2.0				2.0			

Cycle Length: 90.0 secs

Intersection Performance Summary

Appr/ Lane Grp	Lane Group Capacity	Adj Sat Flow Rate (s)	Ratios v/c	Ratios g/C	Lane Group Delay	Lane Group LOS	Approach Delay	Approach LOS
Eastbound								
Westbound								
TR	496	1440	0.60	0.34	29.6	C	29.6	C
Northbound								
LT	3929	7216	0.53	0.54	9.6	A	9.6	A
Southbound								

Intersection Delay = 12.1 (sec/veh) Intersection LOS = B

HCS2000: Signalized Intersections Release 4.1f

C
Ethan C. Eldon Associates, Inc.
50 Charles Lindbergh Boulevard
Suite 400
Uniondale, NY 11553
Phone: 516-229-2325 Fax: 516-229-2355
E-Mail: eldon@ecenters.com

OPERATIONAL ANALYSIS

Analyst:	C
Agency/Co.:	Ethan C. Eldon Associates, Inc
Date Performed:	4/9/2007
Analysis Time Period:	AM Peak
Intersection:	1st Ave/71st St
Area Type:	All other areas
Jurisdiction:	
Analysis Year:	2010

Project ID: Build Condition AM Peak (7:30-8:30 AM)
E/W St: 71st Street N/S St: 1st Avenue

VOLUME DATA

	Eastbound			Westbound			Northbound			Southbound		
	L	T	R	L	T	R	L	T	R	L	T	R
Volume					181	89	194	1757				
% Heavy Veh					11	11	10	10				
PHF					0.91	0.91	0.93	0.93				
PK 15 Vol					50	24	52	472				
Hi Ln Vol												
% Grade					0			0				
Ideal Sat					1900			1900				
ParkExist			X	X		X						
NumPark				10		10						
No. Lanes	0	0	0	0	1	0	0	5	0	0	0	0
LGConfig					TR			LT				
Lane Width					16.0			10.0				
RTOR Vol						0						
Adj Flow					297			2098				
%InSharedLn												
Prop LTs					0.000			0.100				
Prop RTs					0.330			0.000				
Peds Bikes					100	0					100	
Buses					0			0				
%InProtPhase												

Duration 0.25 Area Type: All other areas

OPERATING PARAMETERS

	Eastbound			Westbound			Northbound			Southbound		
	L	T	R	L	T	R	L	T	R	L	T	R
Init Unmet					0.0			0.0				
Arriv. Type					3			4				
Unit Ext.					3.0			3.0				
I Factor					1.000			1.000				
Lost Time					2.0			2.0				
Ext of g					2.0			2.0				
Ped Min g					3.9						3.9	

HCS2000: Signalized Intersections Release 4.1f

Analyst: C
Agency: Ethan C. Eldon Associates, Inc
Date: 4/9/2007
Period: Midday Peak
Project ID: Build Condition Midday Peak (1:00-2:00 PM)
E/W St: 71st Street

Inter.: 1st Ave/71st St
Area Type: All other areas
Jurisd:
Year : 2010
N/S St: 1st Avenue

SIGNALIZED INTERSECTION SUMMARY

	Eastbound			Westbound			Northbound			Southbound		
	L	T	R	L	T	R	L	T	R	L	T	R
No. Lanes	0	0	0	0	1	0	0	5	0	0	0	0
LGConfig					TR			LT				
Volume					237	105	147	1801				
Lane Width					16.0			10.0				
RTOR Vol						0						

Duration 0.25 Area Type: All other areas

Signal Operations

Phase Combination	1	2	3	4			5	6	7	8
EB Left					NB	Left	P			
Thru						Thru	P			
Right						Right				
Peds		X				Peds	X			
WB Left					SB	Left				
Thru		P				Thru				
Right		P				Right				
Peds		X				Peds	X			
NB Right					EB	Right				
SB Right					WB	Right				
Green		31.0					49.0			
Yellow		3.0					3.0			
All Red		2.0					2.0			

Cycle Length: 90.0 secs

Intersection Performance Summary

Appr/ Lane Grp	Lane Group Capacity	Adj Sat Flow Rate (s)	Ratios v/c	Ratios g/C	Lane Group Delay	Lane Group LOS	Approach Delay	Approach LOS
Eastbound								
Westbound								
TR	517	1502	0.69	0.34	32.7	C	32.7	C
Northbound								
LT	3717	6828	0.53	0.54	9.6	A	9.6	A
Southbound								

Intersection Delay = 13.2 (sec/veh) Intersection LOS = B

HCS2000: Signalized Intersections Release 4.1f

C
Ethan C. Eldon Associates, Inc.
50 Charles Lindbergh Boulevard
Suite 400
Uniondale, NY 11553
Phone: 516-229-2325 Fax: 516-229-2355
E-Mail: eldon@ecenters.com

OPERATIONAL ANALYSIS

Analyst:	C
Agency/Co.:	Ethan C. Eldon Associates, Inc
Date Performed:	4/9/2007
Analysis Time Period:	Midday Peak
Intersection:	1st Ave/71st St
Area Type:	All other areas
Jurisdiction:	
Analysis Year:	2010

Project ID: Build Condition Midday Peak (1:00-2:00 PM)
E/W St: 71st Street N/S St: 1st Avenue

VOLUME DATA

	Eastbound			Westbound			Northbound			Southbound		
	L	T	R	L	T	R	L	T	R	L	T	R
Volume					237	105	147	1801				
% Heavy Veh					7	7	12	12				
PHF					0.96	0.96	0.99	0.99				
PK 15 Vol					62	27	37	455				
Hi Ln Vol												
% Grade					0			0				
Ideal Sat					1900			1900				
ParkExist			X	X		X	X					
NumPark				10		10	20					
No. Lanes	0	0	0	0	1	0	0	5	0	0	0	0
LGConfig					TR			LT				
Lane Width					16.0			10.0				
RTOR Vol						0						
Adj Flow					356			1967				
%InSharedLn												
Prop LTs					0.000			0.075				
Prop RTs				0.306			0.000					
Peds Bikes				100	0					100		
Buses					0			0				
%InProtPhase												

Duration 0.25 Area Type: All other areas

OPERATING PARAMETERS

	Eastbound			Westbound			Northbound			Southbound		
	L	T	R	L	T	R	L	T	R	L	T	R
Init Unmet					0.0			0.0				
Arriv. Type					3			4				
Unit Ext.					3.0			3.0				
I Factor					1.000			1.000				
Lost Time					2.0			2.0				
Ext of g					2.0			2.0				
Ped Min g					3.9						3.9	

HCS2000: Signalized Intersections Release 4.1f

Analyst: C
Agency: Ethan C. Eldon Associates, Inc
Date: 4/9/2007
Period: PM Peak
Project ID: Build Condition PM Peak (5:00-6:00 PM)
E/W St: 71st Street

Inter.: 1st Ave/71st St
Area Type: All other areas
Jurisd:
Year : 2010
N/S St: 1st Avenue

SIGNALIZED INTERSECTION SUMMARY

	Eastbound			Westbound			Northbound			Southbound		
	L	T	R	L	T	R	L	T	R	L	T	R
No. Lanes	0	0	0	0	1	0	0	5	0	0	0	0
LGConfig					TR			LT				
Volume					255	113	154	2368				
Lane Width					16.0			10.0				
RTOR Vol						0						

Duration 0.25 Area Type: All other areas

Signal Operations

Phase Combination	1	2	3	4	5	6	7	8
EB Left					NB Left	P		
Thru					Thru	P		
Right					Right			
Peds	X				Peds	X		
WB Left					SB Left			
Thru	P				Thru			
Right	P				Right			
Peds	X				Peds	X		
NB Right					EB Right			
SB Right					WB Right			
Green	31.0					49.0		
Yellow	3.0					3.0		
All Red	2.0					2.0		

Cycle Length: 90.0 secs

Intersection Performance Summary

Appr/ Lane Grp	Lane Group Capacity	Adj Sat Flow Rate (s)	Ratios v/c	Ratios g/C	Lane Group Delay	Lane Group LOS	Approach Delay	Approach LOS
Eastbound								
Westbound								
TR	532	1545	0.77	0.34	36.5	D	36.5	D
Northbound								
LT	4139	7602	0.62	0.54	10.5	B	10.5	B
Southbound								

Intersection Delay = 14.1 (sec/veh) Intersection LOS = B

HCS2000: Signalized Intersections Release 4.1f

C
Ethan C. Eldon Associates, Inc.
50 Charles Lindbergh Boulevard
Suite 400
Uniondale, NY 11553
Phone: 516-229-2325 Fax: 516-229-2355
E-Mail: eldon@ecenters.com

OPERATIONAL ANALYSIS

Analyst:	C
Agency/Co.:	Ethan C. Eldon Associates, Inc
Date Performed:	4/9/2007
Analysis Time Period:	PM Peak
Intersection:	1st Ave/71st St
Area Type:	All other areas
Jurisdiction:	
Analysis Year:	2010

Project ID: Build Condition PM Peak (5:00-6:00 PM)
E/W St: 71st Street N/S St: 1st Avenue

VOLUME DATA

	Eastbound			Westbound			Northbound			Southbound		
	L	T	R	L	T	R	L	T	R	L	T	R
Volume					255	113	154	2368				
% Heavy Veh					4	4	5	5				
PHF					0.90	0.90	0.98	0.98				
PK 15 Vol					71	31	39	604				
Hi Ln Vol												
% Grade					0			0				
Ideal Sat					1900			1900				
ParkExist			X	X		X						
NumPark				10		10						
No. Lanes	0	0	0	0	1	0	0	5	0	0	0	0
LGConfig					TR			LT				
Lane Width					16.0			10.0				
RTOR Vol						0						
Adj Flow					409			2573				
%InSharedLn												
Prop LTs					0.000			0.061				
Prop RTs				0.308			0.000					
Peds Bikes				100	0					100		
Buses					0			0				
%InProtPhase												

Duration 0.25 Area Type: All other areas

OPERATING PARAMETERS

	Eastbound			Westbound			Northbound			Southbound		
	L	T	R	L	T	R	L	T	R	L	T	R
Init Unmet					0.0			0.0				
Arriv. Type					3			4				
Unit Ext.					3.0			3.0				
I Factor					1.000			1.000				
Lost Time					2.0			2.0				
Ext of g					2.0			2.0				
Ped Min g					3.9						3.9	

HCS2000: Signalized Intersections Release 4.1f

Analyst: C
Agency: Ethan C. Eldon Associates, Inc
Date: 4/9/2007
Period: AM Peak
Project ID: Build Condition AM Peak (7:30-8:30 AM)
E/W St: 70th Street

Inter.: 1st Ave/70th St
Area Type: All other areas
Jurisd:
Year : 2010
N/S St: 1st Avenue

SIGNALIZED INTERSECTION SUMMARY

	Eastbound			Westbound			Northbound			Southbound		
	L	T	R	L	T	R	L	T	R	L	T	R
No. Lanes	1	1	0	0	0	0	0	5	0	0	0	0
LGConfig	L	T						TR				
Volume	117	211						1834	252			
Lane Width	10.0	10.0						10.0				
RTOR Vol									0			

Duration 0.25 Area Type: All other areas

Signal Operations

Phase Combination		1	2	3	4			5	6	7	8
EB	Left	P				NB	Left				
	Thru	P					Thru	P			
	Right						Right	P			
	Peds	X					Peds	X			
WB	Left					SB	Left				
	Thru						Thru				
	Right						Right				
	Peds	X					Peds	X			
NB	Right					EB	Right				
SB	Right					WB	Right				
Green		31.0						49.0			
Yellow		3.0						3.0			
All Red		2.0						2.0			

Cycle Length: 90.0 secs

Intersection Performance Summary

Appr/ Lane Grp	Lane Group Capacity	Adj Sat Flow Rate (s)	Ratios v/c	Ratios g/C	Lane Group Delay	Lane Group LOS	Approach Delay	Approach LOS
Eastbound								
L	495	1437	0.27	0.34	22.7	C		
T	457	1326	0.53	0.34	28.1	C	26.1	C
Westbound								
Northbound								
TR	3869	7107	0.58	0.54	10.1	B	10.1	B
Southbound								

Intersection Delay = 12.4 (sec/veh) Intersection LOS = B

HCS2000: Signalized Intersections Release 4.1f

C
Ethan C. Eldon Associates, Inc.
50 Charles Lindbergh Boulevard
Suite 400
Uniondale, NY 11553
Phone: 516-229-2325 Fax: 516-229-2355
E-Mail: eldon@ecenters.com

OPERATIONAL ANALYSIS

Analyst:	C
Agency/Co.:	Ethan C. Eldon Associates, Inc
Date Performed:	4/9/2007
Analysis Time Period:	AM Peak
Intersection:	1st Ave/70th St
Area Type:	All other areas
Jurisdiction:	
Analysis Year:	2010

Project ID: Build Condition AM Peak (7:30-8:30 AM)
E/W St: 70th Street N/S St: 1st Avenue

VOLUME DATA

	Eastbound			Westbound			Northbound			Southbound		
	L	T	R	L	T	R	L	T	R	L	T	R
Volume	117	211						1834	252			
% Heavy Veh	7	7						10	10			
PHF	0.87	0.87						0.93	0.93			
PK 15 Vol	34	61						493	68			
Hi Ln Vol												
% Grade		0						0				
Ideal Sat	1900	1900						1900				
ParkExist			X	X		X						
NumPark			20									
No. Lanes	1	1	0	0	0	0	0	5	0	0	0	0
LGConfig	L	T						TR				
Lane Width	10.0	10.0						10.0				
RTOR Vol									0			
Adj Flow	134	243						2243				
%InSharedLn												
Prop LTs		0.000						0.000				
Prop RTs	0.000						0.121					
Peds Bikes				100			100		0			
Buses	0	0						0				
%InProtPhase												

Duration 0.25 Area Type: All other areas

OPERATING PARAMETERS

	Eastbound			Westbound			Northbound			Southbound		
	L	T	R	L	T	R	L	T	R	L	T	R
Init Unmet	0.0	0.0						0.0				
Arriv. Type	3	3						4				
Unit Ext.	3.0	3.0						3.0				
I Factor		1.000						1.000				
Lost Time	2.0	2.0						2.0				
Ext of g	2.0	2.0						2.0				
Ped Min g					3.9			3.9				

HCS2000: Signalized Intersections Release 4.1f

Analyst: C
Agency: Ethan C. Eldon Associates, Inc
Date: 4/9/2007
Period: Midday Peak
Project ID: Build Condition Midday Peak (1:00-2:00 PM)
E/W St: 70th Street

Inter.: 1st Ave/70th St
Area Type: All other areas
Jurisd:
Year : 2010
N/S St: 1st Avenue

SIGNALIZED INTERSECTION SUMMARY

	Eastbound			Westbound			Northbound			Southbound		
	L	T	R	L	T	R	L	T	R	L	T	R
No. Lanes	1	1	0	0	0	0	0	5	0	0	0	0
LGConfig	L	T						TR				
Volume	151	179						1797	133			
Lane Width	10.0	10.0						10.0				
RTOR Vol									0			

Duration 0.25 Area Type: All other areas

Signal Operations

Phase Combination	1	2	3	4	5	6	7	8
EB Left	P				NB Left			
Thru	P				Thru	P		
Right					Right	P		
Peds	X				Peds	X		
WB Left					SB Left			
Thru					Thru			
Right					Right			
Peds	X				Peds	X		
NB Right					EB Right			
SB Right					WB Right			
Green	31.0				49.0			
Yellow	3.0				3.0			
All Red	2.0				2.0			

Cycle Length: 90.0 secs

Intersection Performance Summary

Appr/ Lane Grp	Lane Group Capacity	Adj Sat Flow Rate (s)	Ratios v/c	Ratios g/C	Lane Group Delay	Lane Group LOS	Approach Delay	Approach LOS
Eastbound								
L	482	1398	0.32	0.34	23.5	C		
T	444	1290	0.42	0.34	25.4	C	24.6	C
Westbound								
Northbound								
TR	3814	7006	0.52	0.54	9.5	A	9.5	A
Southbound								

Intersection Delay = 11.7 (sec/veh) Intersection LOS = B

HCS2000: Signalized Intersections Release 4.1f

C
Ethan C. Eldon Associates, Inc.
50 Charles Lindbergh Boulevard
Suite 400
Uniondale, NY 11553
Phone: 516-229-2325 Fax: 516-229-2355
E-Mail: eldon@ecenters.com

OPERATIONAL ANALYSIS

Analyst:	C
Agency/Co.:	Ethan C. Eldon Associates, Inc
Date Performed:	4/9/2007
Analysis Time Period:	Midday Peak
Intersection:	1st Ave/70th St
Area Type:	All other areas
Jurisdiction:	
Analysis Year:	2010

Project ID: Build Condition Midday Peak (1:00-2:00 PM)
E/W St: 70th Street N/S St: 1st Avenue

VOLUME DATA

	Eastbound			Westbound			Northbound			Southbound		
	L	T	R	L	T	R	L	T	R	L	T	R
Volume	151	179						1797	133			
% Heavy Veh	10	10						13	13			
PHF	0.97	0.97						0.98	0.98			
PK 15 Vol	39	46						458	34			
Hi Ln Vol												
% Grade		0						0				
Ideal Sat	1900	1900						1900				
ParkExist			X	X		X						
NumPark			20									
No. Lanes	1	1	0	0	0	0	0	5	0	0	0	0
LGConfig	L	T						TR				
Lane Width	10.0	10.0						10.0				
RTOR Vol									0			
Adj Flow	156	185						1970				
%InSharedLn												
Prop LTs		0.000						0.000				
Prop RTs	0.000						0.069					
Peds				100			100		0			
Bikes												
Buses	0	0						0				
%InProtPhase												

Duration 0.25 Area Type: All other areas

OPERATING PARAMETERS

	Eastbound			Westbound			Northbound			Southbound		
	L	T	R	L	T	R	L	T	R	L	T	R
Init Unmet	0.0	0.0						0.0				
Arriv. Type	3	3						4				
Unit Ext.	3.0	3.0						3.0				
I Factor		1.000						1.000				
Lost Time	2.0	2.0						2.0				
Ext of g	2.0	2.0						2.0				
Ped Min g					3.9			3.9				

HCS2000: Signalized Intersections Release 4.1f

Analyst: C
Agency: Ethan C. Eldon Associates, Inc
Date: 4/9/2007
Period: PM Peak
Project ID: Build Condition PM Peak (5:00-6:00 PM)
E/W St: 70th Street

Inter.: 1st Ave/70th St
Area Type: All other areas
Jurisd:
Year : 2010
N/S St: 1st Avenue

SIGNALIZED INTERSECTION SUMMARY

	Eastbound			Westbound			Northbound			Southbound		
	L	T	R	L	T	R	L	T	R	L	T	R
No. Lanes	1	1	0	0	0	0	0	5	0	0	0	0
LGConfig	L	T						TR				
Volume	111	164						2411	164			
Lane Width	10.0	10.0						10.0				
RTOR Vol									0			

Duration 0.25 Area Type: All other areas

Signal Operations

Phase Combination	1	2	3	4	5	6	7	8
EB Left	P				NB Left			
Thru	P				Thru	P		
Right					Right	P		
Peds	X				Peds	X		
WB Left					SB Left			
Thru					Thru			
Right					Right			
Peds	X				Peds	X		
NB Right					EB Right			
SB Right					WB Right			
Green	31.0					49.0		
Yellow	3.0					3.0		
All Red	2.0					2.0		

Cycle Length: 90.0 secs

Intersection Performance Summary

Appr/ Lane Grp	Lane Group Capacity	Adj Sat Flow Rate (s)	Ratios v/c	Ratios g/C	Lane Group Delay	Lane Group LOS	Approach Delay	Approach LOS
Eastbound								
L	519	1508	0.23	0.34	22.1	C		
T	479	1391	0.37	0.34	24.4	C	23.5	C
Westbound								
Northbound								
TR	4111	7550	0.64	0.54	10.7	B	10.7	B
Southbound								

Intersection Delay = 12.0 (sec/veh) Intersection LOS = B

HCS2000: Signalized Intersections Release 4.1f

C
Ethan C. Eldon Associates, Inc.
50 Charles Lindbergh Boulevard
Suite 400
Uniondale, NY 11553
Phone: 516-229-2325 Fax: 516-229-2355
E-Mail: eldon@ecenters.com

OPERATIONAL ANALYSIS

Analyst:	C
Agency/Co.:	Ethan C. Eldon Associates, Inc
Date Performed:	4/9/2007
Analysis Time Period:	PM Peak
Intersection:	1st Ave/70th St
Area Type:	All other areas
Jurisdiction:	
Analysis Year:	2010

Project ID: Build Condition PM Peak (5:00-6:00 PM)
E/W St: 70th Street N/S St: 1st Avenue

VOLUME DATA

	Eastbound			Westbound			Northbound			Southbound		
	L	T	R	L	T	R	L	T	R	L	T	R
Volume	111	164						2411	164			
% Heavy Veh	2	2						5	5			
PHF	0.92	0.92						0.98	0.98			
PK 15 Vol	30	45						615	42			
Hi Ln Vol												
% Grade		0						0				
Ideal Sat	1900	1900						1900				
ParkExist			X	X		X						
NumPark			20									
No. Lanes	1	1	0	0	0	0	0	5	0	0	0	0
LGConfig	L	T						TR				
Lane Width	10.0	10.0						10.0				
RTOR Vol									0			
Adj Flow	121	178						2627				
%InSharedLn												
Prop LTs		0.000						0.000				
Prop RTs	0.000						0.064					
Peds Bikes				100			100		0			
Buses	0	0						0				
%InProtPhase												

Duration 0.25 Area Type: All other areas

OPERATING PARAMETERS

	Eastbound			Westbound			Northbound			Southbound		
	L	T	R	L	T	R	L	T	R	L	T	R
Init Unmet	0.0	0.0						0.0				
Arriv. Type	3	3						4				
Unit Ext.	3.0	3.0						3.0				
I Factor		1.000						1.000				
Lost Time	2.0	2.0						2.0				
Ext of g	2.0	2.0						2.0				
Ped Min g					3.9			3.9				

HCS2000: Signalized Intersections Release 4.1f

Analyst: C
Agency: Ethan C. Eldon Associates, Inc
Date: 4/10/2007
Period: AM Peak
Project ID: Build Condition AM Peak (7:30-8:30 AM)
E/W St: East 73rd Street

Inter.: York Ave/E 73rd St
Area Type: All other areas
Jurisd:
Year : 2010
N/S St: York Avenue

SIGNALIZED INTERSECTION SUMMARY

	Eastbound			Westbound			Northbound			Southbound		
	L	T	R	L	T	R	L	T	R	L	T	R
No. Lanes	0	0	0	0	2	0	0	2	0	0	2	0
LGConfig					LTR			LTR		DefL	TR	
Volume				1	9	14	39	845	248	205	537	82
Lane Width					10.0			10.0		10.0	10.0	
RTOR Vol						0			0			0

Duration 0.25 Area Type: All other areas

Signal Operations

Phase Combination	1	2	3	4	5	6	7	8
EB Left					NB Left	P		
Thru					Thru	P		
Right					Right	P		
Peds		X			Peds	X		
WB Left		P			SB Left	P	P	
Thru		P			Thru	P	P	
Right		P			Right	P	P	
Peds		X			Peds	X	X	
NB Right					EB Right			
SB Right					WB Right			
Green		34.0				10.0	61.0	
Yellow		3.0				3.0	3.0	
All Red		2.0				2.0	2.0	

Cycle Length: 120.0 secs

Intersection Performance Summary

Appr/ Lane Grp	Lane Group Capacity	Adj Sat Flow Rate (s)	Ratios v/c	Ratios g/C	Lane Group Delay	Lane Group LOS	Approach Delay	Approach LOS
Eastbound								
Westbound								
LTR	766	2702	0.03	0.28	31.2	C	31.2	C
Northbound								
LTR	1269	2497	0.93	0.51	33.9	C	33.9	C
Southbound								
DefL	278	1626	0.79	0.63	35.0-	C		
TR	795	1255	0.84	0.63	18.5	B	22.6	C

Intersection Delay = 29.1 (sec/veh) Intersection LOS = C

HCS2000: Signalized Intersections Release 4.1f

C
Ethan C. Eldon Associates, Inc.
50 Charles Lindbergh Boulevard
Suite 400
Uniondale, NY 11553
Phone: 516-229-2325 Fax: 516-229-2355
E-Mail: eldon@ecenters.com

OPERATIONAL ANALYSIS

Analyst:	C
Agency/Co.:	Ethan C. Eldon Associates, Inc
Date Performed:	4/10/2007
Analysis Time Period:	AM Peak
Intersection:	York Ave/E 73rd St
Area Type:	All other areas
Jurisdiction:	
Analysis Year:	2010

Project ID: Build Condition AM Peak (7:30-8:30 AM)
E/W St: East 73rd Street N/S St: York Avenue

VOLUME DATA

	Eastbound			Westbound			Northbound			Southbound		
	L	T	R	L	T	R	L	T	R	L	T	R
Volume				1	9	14	39	845	248	205	537	82
% Heavy Veh				7	7	7	4	4	4	2	11	4
PHF				0.91	0.91	0.91	0.96	0.96	0.96	0.93	0.93	0.93
PK 15 Vol				1	3	4	10	220	65	55	144	22
Hi Ln Vol												
% Grade					0			0			0	
Ideal Sat					1900			1900		1900	1900	
ParkExist	X		X						X			X
NumPark									20			20
No. Lanes	0	0	0	0	2	0	0	2	0	0	2	0
LGConfig					LTR			LTR		DefL	TR	
Lane Width					10.0			10.0		10.0	10.0	
RTOR Vol						0			0			0
Adj Flow					26			1179		220	665	
%InSharedLn												
Prop LTs					0.038			0.035		1.000	0.000	
Prop RTs					0.577			0.219			0.132	
Peds Bikes	100				100	0		100	0		100	0
Buses					0			0		0	0	
%InProtPhase										0.0		

Duration 0.25 Area Type: All other areas

OPERATING PARAMETERS

	Eastbound			Westbound			Northbound			Southbound		
	L	T	R	L	T	R	L	T	R	L	T	R
Init Unmet					0.0			0.0		0.0	0.0	
Arriv. Type					3			4		4	4	
Unit Ext.					3.0			3.0		3.0	3.0	
I Factor					1.000			1.000			1.000	
Lost Time					2.0			2.0		2.0	2.0	
Ext of g					2.0			2.0		2.0	2.0	
Ped Min g		4.1			4.1			4.1			4.1	

HCS2000: Signalized Intersections Release 4.1f

Analyst: C
Agency: Ethan C. Eldon Associates, Inc
Date: 4/10/2007
Period: Midday Peak
Project ID: Build Condition Midday Peak (1:00-2:00 PM)
E/W St: East 73rd Street

Inter.: York Ave/E 73rd St
Area Type: All other areas
Jurisd:
Year : 2010
N/S St: York Avenue

SIGNALIZED INTERSECTION SUMMARY

	Eastbound			Westbound			Northbound			Southbound		
	L	T	R	L	T	R	L	T	R	L	T	R
No. Lanes	0	0	0	0	2	0	0	2	0	0	2	0
LGConfig					LTR			LTR			LTR	
Volume				2	6	18	45	750	148	109	586	80
Lane Width					10.0			10.0			10.0	
RTOR Vol						0			0			0

Duration 0.25 Area Type: All other areas

Signal Operations

Phase Combination		1	2	3	4			5	6	7	8
EB	Left					NB	Left		P		
	Thru						Thru		P		
	Right						Right		P		
	Peds		X				Peds		X		
WB	Left		P			SB	Left	P	P		
	Thru		P				Thru	P	P		
	Right		P				Right	P	P		
	Peds		X				Peds	X	X		
NB	Right					EB	Right				
SB	Right					WB	Right				
Green			34.0						10.0	61.0	
Yellow			3.0						3.0	3.0	
All Red			2.0						2.0	2.0	

Cycle Length: 120.0 secs

Intersection Performance Summary

Appr/ Lane Grp	Lane Group Capacity	Adj Sat Flow Rate (s)	Ratios v/c	Ratios g/C	Lane Group Delay	Lane Group LOS	Approach Delay	Approach LOS
Eastbound								
Westbound								
LTR	712	2513	0.04	0.28	31.3	C	31.3	C
Northbound								
LTR	1217	2395	0.82	0.51	25.2	C	25.2	C
Southbound								
LTR	1104	2761	0.73	0.63	11.6	B	11.6	B

Intersection Delay = 19.4 (sec/veh) Intersection LOS = B

HCS2000: Signalized Intersections Release 4.1f

C
Ethan C. Eldon Associates, Inc.
50 Charles Lindbergh Boulevard
Suite 400
Uniondale, NY 11553
Phone: 516-229-2325 Fax: 516-229-2355
E-Mail: eldon@ecenters.com

OPERATIONAL ANALYSIS

Analyst:	C
Agency/Co.:	Ethan C. Eldon Associates, Inc
Date Performed:	4/10/2007
Analysis Time Period:	Midday Peak
Intersection:	York Ave/E 73rd St
Area Type:	All other areas
Jurisdiction:	
Analysis Year:	2010

Project ID: Build Condition Midday Peak (1:00-2:00 PM)
E/W St: East 73rd Street N/S St: York Avenue

VOLUME DATA

	Eastbound			Westbound			Northbound			Southbound		
	L	T	R	L	T	R	L	T	R	L	T	R
Volume				2	6	18	45	750	148	109	586	80
% Heavy Veh				11	11	11	5	5	5	3	8	3
PHF				0.86	0.86	0.86	0.94	0.94	0.94	0.96	0.96	0.96
PK 15 Vol				1	2	5	12	199	39	28	153	21
Hi Ln Vol												
% Grade					0			0			0	
Ideal Sat					1900			1900			1900	
ParkExist	X		X						X			X
NumPark									20			20
No. Lanes	0	0	0	0	2	0	0	2	0	0	2	0
LGConfig					LTR			LTR			LTR	
Lane Width					10.0			10.0			10.0	
RTOR Vol						0			0			0
Adj Flow					30			1003			807	
%InSharedLn												
Prop LTs					0.067			0.048			0.141	
Prop RTs					0.700			0.157			0.103	
Peds Bikes	100			100	0		100	0		100	0	
Buses					0			0			0	
%InProtPhase										0.0		

Duration 0.25 Area Type: All other areas

OPERATING PARAMETERS

	Eastbound			Westbound			Northbound			Southbound		
	L	T	R	L	T	R	L	T	R	L	T	R
Init Unmet					0.0			0.0			0.0	
Arriv. Type					3			4			4	
Unit Ext.					3.0			3.0			3.0	
I Factor					1.000			1.000			1.000	
Lost Time					2.0			2.0			2.0	
Ext of g					2.0			2.0			2.0	
Ped Min g		4.1			4.1			4.1			4.1	

HCS2000: Signalized Intersections Release 4.1f

Analyst: C
Agency: Ethan C. Eldon Associates, Inc
Date: 4/10/2007
Period: PM Peak
Project ID: Build Condition PM Peak (5:00-6:00 PM)
E/W St: East 73rd Street

Inter.: York Ave/E 73rd St
Area Type: All other areas
Jurisd:
Year : 2010
N/S St: York Avenue

SIGNALIZED INTERSECTION SUMMARY

	Eastbound			Westbound			Northbound			Southbound		
	L	T	R	L	T	R	L	T	R	L	T	R
No. Lanes	0	0	0	0	2	0	0	2	0	0	2	0
LGConfig					LTR			LTR			LTR	
Volume				2	18	21	31	702	205	162	636	62
Lane Width					10.0			10.0			10.0	
RTOR Vol						0			0			0

Duration 0.25 Area Type: All other areas

Signal Operations

Phase Combination		1	2	3	4			5	6	7	8
EB	Left					NB	Left		P		
	Thru						Thru		P		
	Right						Right		P		
	Peds		X				Peds		X		
WB	Left		P			SB	Left	P	P		
	Thru		P				Thru	P	P		
	Right		P				Right	P	P		
	Peds		X				Peds	X	X		
NB	Right					EB	Right				
SB	Right					WB	Right				
Green			34.0					10.0	61.0		
Yellow			3.0					3.0	3.0		
All Red			2.0					2.0	2.0		

Cycle Length: 120.0 secs

Intersection Performance Summary

Appr/ Lane Grp	Lane Group Capacity	Adj Sat Flow Rate (s)	Ratios v/c	Ratios g/C	Lane Group Delay	Lane Group LOS	Approach Delay	Approach LOS
Eastbound								
Westbound								
LTR	802	2830	0.06	0.28	31.4	C	31.4	C
Northbound								
LTR	1265	2489	0.80	0.51	23.7	C	23.7	C
Southbound								
LTR	1110	2860	0.80	0.63	14.0	B	14.0	B

Intersection Delay = 19.4 (sec/veh) Intersection LOS = B

HCS2000: Signalized Intersections Release 4.1f

C
Ethan C. Eldon Associates, Inc.
50 Charles Lindbergh Boulevard
Suite 400
Uniondale, NY 11553
Phone: 516-229-2325 Fax: 516-229-2355
E-Mail: eldon@ecenters.com

OPERATIONAL ANALYSIS

Analyst: C
Agency/Co.: Ethan C. Eldon Associates, Inc
Date Performed: 4/10/2007
Analysis Time Period: PM Peak
Intersection: York Ave/E 73rd St
Area Type: All other areas
Jurisdiction:
Analysis Year: 2010
Project ID: Build Condition PM Peak (5:00-6:00 PM)
E/W St: East 73rd Street N/S St: York Avenue

VOLUME DATA

	Eastbound			Westbound			Northbound			Southbound		
	L	T	R	L	T	R	L	T	R	L	T	R
Volume				2	18	21	31	702	205	162	636	62
% Heavy Veh				4	4	4	3	3	3	1	4	3
PHF				0.90	0.90	0.90	0.93	0.93	0.93	0.97	0.97	0.97
PK 15 Vol				1	5	6	8	189	55	42	164	16
Hi Ln Vol												
% Grade					0			0			0	
Ideal Sat					1900			1900			1900	
ParkExist	X		X						X			X
NumPark									20			20
No. Lanes	0	0	0	0	2	0	0	2	0	0	2	0
LGConfig					LTR			LTR			LTR	
Lane Width					10.0			10.0			10.0	
RTOR Vol						0			0			0
Adj Flow					45			1008			887	
%InSharedLn												
Prop LTs					0.044			0.033			0.188	
Prop RTs				0.511			0.218			0.072		
Peds Bikes	100			100	0		100	0		100	0	
Buses					0			0			0	
%InProtPhase										0.0		

Duration 0.25 Area Type: All other areas

OPERATING PARAMETERS

	Eastbound			Westbound			Northbound			Southbound		
	L	T	R	L	T	R	L	T	R	L	T	R
Init Unmet					0.0			0.0			0.0	
Arriv. Type					3			4			4	
Unit Ext.					3.0			3.0			3.0	
I Factor					1.000			1.000			1.000	
Lost Time					2.0			2.0			2.0	
Ext of g					2.0			2.0			2.0	
Ped Min g		4.1			4.1			4.1			4.1	

HCS2000: Signalized Intersections Release 4.1f

Analyst: C
Agency: Ethan C. Eldon Associates, Inc
Date: 4/10/2007
Period: AM Peak
Project ID: Build Condition AM Peak (7:30-8:30 AM)
E/W St: East 72nd Street

Inter.: York Ave/E 72nd St
Area Type: All other areas
Jurisd:
Year : 2010
N/S St: York Avenue

SIGNALIZED INTERSECTION SUMMARY

	Eastbound			Westbound			Northbound			Southbound		
	L	T	R	L	T	R	L	T	R	L	T	R
No. Lanes	0	2	1	0	1	0	0	2	0	0	2	0
LGConfig	DefL	T	R		LTR			LTR			LTR	
Volume	211	62	151	20	67	51	122	870	71	16	402	120
Lane Width	9.0	9.0	9.0		12.0			10.0			10.0	
RTOR Vol			0			0			0			0

Duration 0.25 Area Type: All other areas

Signal Operations

Phase Combination	1	2	3	4		5	6	7	8
EB Left	P				NB Left	P			
Thru	P				Thru	P			
Right	P				Right	P			
Peds	X				Peds	X			
WB Left	P				SB Left	P			
Thru	P				Thru	P			
Right	P				Right	P			
Peds	X				Peds	X			
NB Right					EB Right				
SB Right					WB Right				
Green	43.0					67.0			
Yellow	3.0					3.0			
All Red	2.0					2.0			

Cycle Length: 120.0 secs

Intersection Performance Summary

Appr/ Lane Grp	Lane Group Capacity	Adj Sat Flow Rate (s)	Ratios v/c	Ratios g/C	Lane Group Delay	Lane Group LOS	Approach Delay	Approach LOS
Eastbound								
DefL	328	916	0.71	0.36	45.2	D		
T	589	1644	0.12	0.36	26.2	C	38.2	D
R	369	1031	0.45	0.36	33.4	C		
Westbound								
LTR	468	1307	0.34	0.36	30.0	C	30.0	C
Northbound								
LTR	1282	2296	0.85	0.56	22.3	C	22.3	C
Southbound								
LTR	1319	2362	0.47	0.56	11.7	B	11.7	B

Intersection Delay = 23.2 (sec/veh) Intersection LOS = C

HCS2000: Signalized Intersections Release 4.1f

C
Ethan C. Eldon Associates, Inc.
50 Charles Lindbergh Boulevard
Suite 400
Uniondale, NY 11553
Phone: 516-229-2325 Fax: 516-229-2355
E-Mail: eldon@ecenters.com

OPERATIONAL ANALYSIS

Analyst:	C
Agency/Co.:	Ethan C. Eldon Associates, Inc
Date Performed:	4/10/2007
Analysis Time Period:	AM Peak
Intersection:	York Ave/E 72nd St
Area Type:	All other areas
Jurisdiction:	
Analysis Year:	2010

Project ID: Build Condition AM Peak (7:30-8:30 AM)
E/W St: East 72nd Street N/S St: York Avenue

VOLUME DATA

	Eastbound			Westbound			Northbound			Southbound		
	L	T	R	L	T	R	L	T	R	L	T	R
Volume	211	62	151	20	67	51	122	870	71	16	402	120
% Heavy Veh	5	4	24	3	3	3	4	4	4	10	10	10
PHF	0.91	0.91	0.91	0.88	0.88	0.88	0.97	0.97	0.97	0.87	0.87	0.87
PK 15 Vol	58	17	41	6	19	14	31	224	18	5	116	34
Hi Ln Vol												
% Grade		0			-3			0			0	
Ideal Sat	1900	1900	1900		1900			1900			1900	
ParkExist						X			X			X
NumPark						20			20			20
No. Lanes	0	2	1	0	1	0	0	2	0	0	2	0
LGConfig	DefL	T	R		LTR			LTR			LTR	
Lane Width	9.0	9.0	9.0		12.0			10.0			10.0	
RTOR Vol			0			0			0			0
Adj Flow	232	68	166		157			1096			618	
%InSharedLn												
Prop LTs	1.000	0.000			0.146			0.115			0.029	
Prop RTs		0.000	1.000		0.369			0.067			0.223	
Peds Bikes		100	0		100	0		100	0		100	0
Buses	0	0	10		0			0			0	
%InProtPhase												

Duration 0.25 Area Type: All other areas

OPERATING PARAMETERS

	Eastbound			Westbound			Northbound			Southbound		
	L	T	R	L	T	R	L	T	R	L	T	R
Init Unmet	0.0	0.0	0.0		0.0			0.0			0.0	
Arriv. Type	3	3	3		3			4			4	
Unit Ext.	3.0	3.0	3.0		3.0			3.0			3.0	
I Factor		1.000			1.000			1.000			1.000	
Lost Time	2.0	2.0	2.0		2.0			2.0			2.0	
Ext of g	2.0	2.0	2.0		2.0			2.0			2.0	
Ped Min g		4.1			4.1			4.1			4.1	

HCS2000: Signalized Intersections Release 4.1f

Analyst: C
Agency: Ethan C. Eldon Associates, Inc
Date: 4/10/2007
Period: Midday Peak
Project ID: Build Condition Midday Peak (1:00-2:00 PM)
E/W St: East 72nd Street

Inter.: York Ave/E 72nd St
Area Type: All other areas
Jurisd:
Year : 2010
N/S St: York Avenue

SIGNALIZED INTERSECTION SUMMARY

	Eastbound			Westbound			Northbound			Southbound		
	L	T	R	L	T	R	L	T	R	L	T	R
No. Lanes	0	2	1	0	1	0	0	2	0	0	2	0
LGConfig	DefL	T	R	LTR			LTR			LTR		
Volume	210	65	158	38	69	60	110	673	65	22	451	115
Lane Width	9.0	9.0	9.0	12.0			10.0			10.0		
RTOR Vol			0			0			0			0

Duration 0.25 Area Type: All other areas

Signal Operations

Phase Combination	1	2	3	4			5	6	7	8
EB Left	P				NB	Left	P			
Thru	P					Thru	P			
Right	P					Right	P			
Peds	X					Peds	X			
WB Left	P				SB	Left	P			
Thru	P					Thru	P			
Right	P					Right	P			
Peds	X					Peds	X			
NB Right					EB	Right				
SB Right					WB	Right				
Green	43.0						67.0			
Yellow	3.0						3.0			
All Red	2.0						2.0			

Cycle Length: 120.0 secs

Intersection Performance Summary

Appr/ Lane Grp	Lane Group Capacity	Adj Sat Flow Rate (s)	Ratios v/c	Ratios g/C	Lane Group Delay	Lane Group LOS	Approach Delay	Approach LOS
Eastbound								
DefL	317	884	0.73	0.36	47.1	D		
T	562	1569	0.13	0.36	26.3	C	38.5	D
R	420	1173	0.41	0.36	32.0	C		
Westbound								
LTR	436	1218	0.40	0.36	31.6	C	31.6	C
Northbound								
LTR	1279	2290	0.68	0.56	15.4	B	15.4	B
Southbound								
LTR	1348	2414	0.46	0.56	11.7	B	11.7	B

Intersection Delay = 20.8 (sec/veh) Intersection LOS = C

HCS2000: Signalized Intersections Release 4.1f

C
Ethan C. Eldon Associates, Inc.
50 Charles Lindbergh Boulevard
Suite 400
Uniondale, NY 11553
Phone: 516-229-2325 Fax: 516-229-2355
E-Mail: eldon@ecenters.com

OPERATIONAL ANALYSIS

Analyst:	C
Agency/Co.:	Ethan C. Eldon Associates, Inc
Date Performed:	4/10/2007
Analysis Time Period:	Midday Peak
Intersection:	York Ave/E 72nd St
Area Type:	All other areas
Jurisdiction:	
Analysis Year:	2010

Project ID: Build Condition Midday Peak (1:00-2:00 PM)
E/W St: East 72nd Street N/S St: York Avenue

VOLUME DATA

	Eastbound			Westbound			Northbound			Southbound		
	L	T	R	L	T	R	L	T	R	L	T	R
Volume	210	65	158	38	69	60	110	673	65	22	451	115
% Heavy Veh	9	9	9	6	6	6	4	4	4	8	8	8
PHF	0.91	0.91	0.91	0.96	0.96	0.96	0.98	0.98	0.98	0.94	0.94	0.94
PK 15 Vol	58	18	43	10	18	16	28	172	17	6	120	31
Hi Ln Vol												
% Grade		0			-3			0			0	
Ideal Sat	1900	1900	1900		1900			1900			1900	
ParkExist						X			X			X
NumPark						20			20			20
No. Lanes		0	2	1	0	1	0	0	2	0	0	2	0
LGConfig		DefL	T	R		LTR			LTR			LTR
Lane Width	9.0	9.0	9.0		12.0			10.0			10.0	
RTOR Vol			0			0			0			0
Adj Flow	231	71	174		175			865			625	
%InSharedLn												
Prop LTs	1.000	0.000			0.229			0.129			0.037	
Prop RTs		0.000	1.000		0.360			0.076			0.195	
Peds		100		0	100	0		100	0		100	0
Buses	0	0	10		0			0			0	
%InProtPhase												

Duration 0.25 Area Type: All other areas

OPERATING PARAMETERS

	Eastbound			Westbound			Northbound			Southbound		
	L	T	R	L	T	R	L	T	R	L	T	R
Init Unmet	0.0	0.0	0.0		0.0			0.0			0.0	
Arriv. Type	3	3	3		3			4			4	
Unit Ext.	3.0	3.0	3.0		3.0			3.0			3.0	
I Factor		1.000			1.000			1.000			1.000	
Lost Time	2.0	2.0	2.0		2.0			2.0			2.0	
Ext of g	2.0	2.0	2.0		2.0			2.0			2.0	
Ped Min g		4.1			4.1			4.1			4.1	

HCS2000: Signalized Intersections Release 4.1f

Analyst: C
Agency: Ethan C. Eldon Associates, Inc
Date: 4/10/2007
Period: PM Peak
Project ID: Build Condition PM Peak (5:00-6:00 PM)
E/W St: East 72nd Street

Inter.: York Ave/E 72nd St
Area Type: All other areas
Jurisd:
Year : 2010
N/S St: York Avenue

SIGNALIZED INTERSECTION SUMMARY

	Eastbound			Westbound			Northbound			Southbound		
	L	T	R	L	T	R	L	T	R	L	T	R
No. Lanes	0	2	1	0	1	0	0	2	0	0	2	0
LGConfig	DefL	T	R	LTR			LTR			LTR		
Volume	199	57	146	28	73	43	82	696	29	20	542	76
Lane Width	9.0	9.0	9.0	12.0			10.0			10.0		
RTOR Vol			0			0			0			0

Duration 0.25 Area Type: All other areas

Signal Operations

Phase Combination	1	2	3	4		5	6	7	8
EB Left	P				NB Left	P			
Thru	P				Thru	P			
Right	P				Right	P			
Peds	X				Peds	X			
WB Left	P				SB Left	P			
Thru	P				Thru	P			
Right	P				Right	P			
Peds	X				Peds	X			
NB Right					EB Right				
SB Right					WB Right				
Green	43.0					67.0			
Yellow	3.0					3.0			
All Red	2.0					2.0			

Cycle Length: 120.0 secs

Intersection Performance Summary

Appr/ Lane Grp	Lane Group Capacity	Adj Sat Flow Rate (s)	Ratios v/c	Ratios g/C	Lane Group Delay	Lane Group LOS	Approach Delay	Approach LOS
Eastbound								
DefL	338	944	0.62	0.36	40.0	D		
T	573	1598	0.10	0.36	26.0	C	34.6	C
R	428	1195	0.36	0.36	30.7	C		
Westbound								
LTR	476	1328	0.32	0.36	29.6	C	29.6	C
Northbound								
LTR	1141	2043	0.75	0.56	18.0	B	18.0	B
Southbound								
LTR	1414	2532	0.47	0.56	11.7	B	11.7	B

Intersection Delay = 20.2 (sec/veh) Intersection LOS = C

HCS2000: Signalized Intersections Release 4.1f

C
Ethan C. Eldon Associates, Inc.
50 Charles Lindbergh Boulevard
Suite 400
Uniondale, NY 11553
Phone: 516-229-2325 Fax: 516-229-2355
E-Mail: eldon@ecenters.com

OPERATIONAL ANALYSIS

Analyst:	C
Agency/Co.:	Ethan C. Eldon Associates, Inc
Date Performed:	4/10/2007
Analysis Time Period:	PM Peak
Intersection:	York Ave/E 72nd St
Area Type:	All other areas
Jurisdiction:	
Analysis Year:	2010

Project ID: Build Condition PM Peak (5:00-6:00 PM)
E/W St: East 72nd Street N/S St: York Avenue

VOLUME DATA

	Eastbound			Westbound			Northbound			Southbound		
	L	T	R	L	T	R	L	T	R	L	T	R
Volume	199	57	146	28	73	43	82	696	29	20	542	76
% Heavy Veh	7	7	7	1	1	1	3	3	3	6	6	6
PHF	0.95	0.95	0.95	0.95	0.95	0.95	0.94	0.94	0.94	0.96	0.96	0.96
PK 15 Vol	52	15	38	7	19	11	22	185	8	5	141	20
Hi Ln Vol												
% Grade		0			-3			0			0	
Ideal Sat	1900	1900	1900		1900			1900			1900	
ParkExist						X			X			X
NumPark						20			20			20
No. Lanes		0 2	1		0 1	0		0 2	0		0 2	0
LGConfig		DefL T	R		LTR			LTR			LTR	
Lane Width	9.0	9.0	9.0		12.0			10.0			10.0	
RTOR Vol			0			0			0			0
Adj Flow	209	60	154		151			858			665	
%InSharedLn												
Prop LTs	1.000	0.000			0.192			0.101			0.032	
Prop RTs		0.000	1.000		0.298			0.036			0.119	
Peds Bikes		100	0		100	0		100	0		100	0
Buses	0	0	10		0			0			0	
%InProtPhase												

Duration 0.25 Area Type: All other areas

OPERATING PARAMETERS

	Eastbound			Westbound			Northbound			Southbound		
	L	T	R	L	T	R	L	T	R	L	T	R
Init Unmet	0.0	0.0	0.0		0.0			0.0			0.0	
Arriv. Type	3	3	3		3			4			4	
Unit Ext.	3.0	3.0	3.0		3.0			3.0			3.0	
I Factor		1.000			1.000			1.000			1.000	
Lost Time	2.0	2.0	2.0		2.0			2.0			2.0	
Ext of g	2.0	2.0	2.0		2.0			2.0			2.0	
Ped Min g		4.1			4.1			4.1			4.1	

HCS2000: Signalized Intersections Release 4.1f

Analyst: C
Agency: Ethan C. Eldon Associates, Inc
Date: 4/10/2007
Period: AM Peak
Project ID: Build Condition AM Peak (7:30-8:30 AM)
E/W St: East 71st Street

Inter.: York Ave/E 71st St
Area Type: All other areas
Jurisd:
Year : 2010
N/S St: York Avenue

SIGNALIZED INTERSECTION SUMMARY

	Eastbound			Westbound			Northbound			Southbound		
	L	T	R	L	T	R	L	T	R	L	T	R
No. Lanes	0	0	0	0	2	0	0	2	1	0	2	0
LGConfig					LTR			LT	R		LTR	
Volume				209	146	151	66	912	3	3	501	69
Lane Width					10.0			10.0	10.0		10.0	
RTOR Vol						0			0			0

Duration 0.25 Area Type: All other areas

Signal Operations

Phase Combination	1	2	3	4	5	6	7	8
EB Left					NB Left	P		
Thru					Thru	P		
Right					Right	P		
Peds		X			Peds	X		
WB Left		P			SB Left	P		
Thru		P			Thru	P		
Right		P			Right	P		
Peds		X			Peds	X		
NB Right					EB Right			
SB Right					WB Right			
Green		49.0				61.0		
Yellow		3.0				3.0		
All Red		2.0				2.0		

Cycle Length: 120.0 secs

Intersection Performance Summary

Appr/ Lane Grp	Lane Group Capacity	Adj Sat Flow Rate (s)	Ratios v/c	Ratios g/C	Lane Group Delay	Lane Group LOS	Approach Delay	Approach LOS
Eastbound								
Westbound								
LTR	1124	2752	0.51	0.41	28.2	C	28.2	C
Northbound								
LT	1377	2708	0.77	0.51	22.2	C	22.2	C
R	395	777	0.01	0.51	11.0	B		
Southbound								
LTR	1208	2377	0.53	0.51	16.6	B	16.6	B

Intersection Delay = 22.2 (sec/veh) Intersection LOS = C

HCS2000: Signalized Intersections Release 4.1f

C
Ethan C. Eldon Associates, Inc.
50 Charles Lindbergh Boulevard
Suite 400
Uniondale, NY 11553
Phone: 516-229-2325 Fax: 516-229-2355
E-Mail: eldon@ecenters.com

OPERATIONAL ANALYSIS

Analyst:	C
Agency/Co.:	Ethan C. Eldon Associates, Inc
Date Performed:	4/10/2007
Analysis Time Period:	AM Peak
Intersection:	York Ave/E 71st St
Area Type:	All other areas
Jurisdiction:	
Analysis Year:	2010

Project ID: Build Condition AM Peak (7:30-8:30 AM)
E/W St: East 71st Street N/S St: York Avenue

VOLUME DATA

	Eastbound			Westbound			Northbound			Southbound		
	L	T	R	L	T	R	L	T	R	L	T	R
Volume				209	146	151	66	912	3	3	501	69
% Heavy Veh				4	4	4	4	4	4	15	15	15
PHF				0.88	0.88	0.88	0.92	0.92	0.92	0.90	0.90	0.90
PK 15 Vol				59	41	43	18	248	1	1	139	19
Hi Ln Vol												
% Grade					0			0			0	
Ideal Sat					1900			1900	1900		1900	
ParkExist	X		X									X
NumPark												20
No. Lanes	0	0	0	0	2	0	0	2	1	0	2	0
LGConfig					LTR			LT	R		LTR	
Lane Width					10.0			10.0	10.0		10.0	
RTOR Vol						0			0			0
Adj Flow					576			1063	3		637	
%InSharedLn												
Prop LTs					0.413			0.068			0.005	
Prop RTs				0.299			0.000		1.000	0.121		
Peds Bikes	352			516	0		472	0		520	0	
Buses					0			0	0		0	
%InProtPhase												

Duration 0.25 Area Type: All other areas

OPERATING PARAMETERS

	Eastbound			Westbound			Northbound			Southbound		
	L	T	R	L	T	R	L	T	R	L	T	R
Init Unmet					0.0			0.0	0.0		0.0	
Arriv. Type					3			4	4		4	
Unit Ext.					3.0			3.0	3.0		3.0	
I Factor					1.000			1.000			1.000	
Lost Time					2.0			2.0	2.0		2.0	
Ext of g					2.0			2.0	2.0		2.0	
Ped Min g		6.4			7.8			7.4			7.9	

HCS2000: Signalized Intersections Release 4.1f

Analyst: C
Agency: Ethan C. Eldon Associates, Inc
Date: 4/10/2007
Period: Midday Peak
Project ID: Build Condition Midday Peak (1:00-2:00 PM)
E/W St: East 71st Street

Inter.: York Ave/E 71st St
Area Type: All other areas
Jurisd:
Year : 2010
N/S St: York Avenue

SIGNALIZED INTERSECTION SUMMARY

	Eastbound			Westbound			Northbound			Southbound		
	L	T	R	L	T	R	L	T	R	L	T	R
No. Lanes	0	0	0	0	2	0	0	2	1	0	2	0
LGConfig					LTR			LT	R		LTR	
Volume				194	224	158	54	690	4	1	582	64
Lane Width					10.0			10.0	10.0		10.0	
RTOR Vol						0			0			0

Duration 0.25 Area Type: All other areas

Signal Operations

Phase Combination		1	2	3	4			5	6	7	8
EB	Left					NB	Left	P			
	Thru						Thru	P			
	Right						Right	P			
	Peds		X				Peds	X			
WB	Left		P			SB	Left	P			
	Thru		P				Thru	P			
	Right		P				Right	P			
	Peds		X				Peds	X			
NB	Right					EB	Right				
SB	Right					WB	Right				
Green			49.0					61.0			
Yellow			3.0					3.0			
All Red			2.0					2.0			

Cycle Length: 120.0 secs

Intersection Performance Summary

Appr/ Lane Grp	Lane Group Capacity	Adj Sat Flow Rate (s)	Ratios v/c	Ratios g/C	Lane Group Delay	Lane Group LOS	Approach Delay	Approach LOS
Eastbound								
Westbound								
LTR	1133	2774	0.54	0.41	28.8	C	28.8	C
Northbound								
LT	1357	2670	0.60	0.51	17.7	B	17.7	B
R	457	899	0.01	0.51	11.0	B		
Southbound								
LTR	1291	2539	0.53	0.51	16.5	B	16.5	B

Intersection Delay = 20.5 (sec/veh) Intersection LOS = C

HCS2000: Signalized Intersections Release 4.1f

C
Ethan C. Eldon Associates, Inc.
50 Charles Lindbergh Boulevard
Suite 400
Uniondale, NY 11553
Phone: 516-229-2325 Fax: 516-229-2355
E-Mail: eldon@ecenters.com

OPERATIONAL ANALYSIS

Analyst:	C
Agency/Co.:	Ethan C. Eldon Associates, Inc
Date Performed:	4/10/2007
Analysis Time Period:	Midday Peak
Intersection:	York Ave/E 71st St
Area Type:	All other areas
Jurisdiction:	
Analysis Year:	2010

Project ID: Build Condition Midday Peak (1:00-2:00 PM)
E/W St: East 71st Street N/S St: York Avenue

VOLUME DATA

	Eastbound			Westbound			Northbound			Southbound		
	L	T	R	L	T	R	L	T	R	L	T	R
Volume				194	224	158	54	690	4	1	582	64
% Heavy Veh				5	5	5	5	5	5	9	9	9
PHF				0.94	0.94	0.94	0.91	0.91	0.91	0.95	0.95	0.95
PK 15 Vol				52	60	42	15	190	1	1	153	17
Hi Ln Vol												
% Grade					0			0			0	
Ideal Sat					1900			1900	1900		1900	
ParkExist	X		X									X
NumPark												20
No. Lanes	0	0	0	0	2	0	0	2	1	0	2	0
LGConfig					LTR			LT	R		LTR	
Lane Width					10.0			10.0	10.0		10.0	
RTOR Vol						0			0			0
Adj Flow					612			817	4		681	
%InSharedLn												
Prop LTs					0.337			0.072			0.001	
Prop RTs					0.275			0.000	1.000		0.098	
Peds Bikes		372			480	0		380	0		680	0
Buses					0			0	0		0	
%InProtPhase												

Duration 0.25 Area Type: All other areas

OPERATING PARAMETERS

	Eastbound			Westbound			Northbound			Southbound		
	L	T	R	L	T	R	L	T	R	L	T	R
Init Unmet					0.0			0.0	0.0		0.0	
Arriv. Type					3			4	4		4	
Unit Ext.					3.0			3.0	3.0		3.0	
I Factor					1.000			1.000			1.000	
Lost Time					2.0			2.0	2.0		2.0	
Ext of g					2.0			2.0	2.0		2.0	
Ped Min g		6.5			7.5			6.6			9.3	

HCS2000: Signalized Intersections Release 4.1f

Analyst: C
Agency: Ethan C. Eldon Associates, Inc
Date: 4/10/2007
Period: PM Peak
Project ID: Build Condition PM Peak (5:00-6:00 PM)
E/W St: East 71st Street

Inter.: York Ave/E 71st St
Area Type: All other areas
Jurisd:
Year : 2010
N/S St: York Avenue

SIGNALIZED INTERSECTION SUMMARY

	Eastbound			Westbound			Northbound			Southbound		
	L	T	R	L	T	R	L	T	R	L	T	R
No. Lanes	0	0	0	0	2	0	0	2	1	0	2	0
LGConfig					LTR			LT	R		LTR	
Volume				164	260	131	48	676	2	1	653	62
Lane Width					10.0			10.0	10.0		10.0	
RTOR Vol						0			0			0

Duration 0.25 Area Type: All other areas

Signal Operations

Phase Combination	1	2	3	4	5	6	7	8
EB Left					NB Left	P		
Thru					Thru	P		
Right					Right	P		
Peds		X			Peds	X		
WB Left		P			SB Left	P		
Thru		P			Thru	P		
Right		P			Right	P		
Peds		X			Peds	X		
NB Right					EB Right			
SB Right					WB Right			
Green		49.0				61.0		
Yellow		3.0				3.0		
All Red		2.0				2.0		

Cycle Length: 120.0 secs

Intersection Performance Summary

Appr/ Lane Grp	Lane Group Capacity	Adj Sat Flow Rate (s)	Ratios v/c	Ratios g/C	Lane Group Delay	Lane Group LOS	Approach Delay	Approach LOS
Eastbound								
Westbound								
LTR	1197	2931	0.50	0.41	28.0	C	28.0	C
Northbound								
LT	1400	2755	0.56	0.51	16.8	B	16.8	B
R	441	867	0.00	0.51	11.0	B		
Southbound								
LTR	1324	2605	0.58	0.51	17.3	B	17.3	B

Intersection Delay = 20.1 (sec/veh) Intersection LOS = C

HCS2000: Signalized Intersections Release 4.1f

C
Ethan C. Eldon Associates, Inc.
50 Charles Lindbergh Boulevard
Suite 400
Uniondale, NY 11553
Phone: 516-229-2325 Fax: 516-229-2355
E-Mail: eldon@ecenters.com

OPERATIONAL ANALYSIS

Analyst: C
Agency/Co.: Ethan C. Eldon Associates, Inc
Date Performed: 4/10/2007
Analysis Time Period: PM Peak
Intersection: York Ave/E 71st St
Area Type: All other areas
Jurisdiction:
Analysis Year: 2010
Project ID: Build Condition PM Peak (5:00-6:00 PM)
E/W St: East 71st Street N/S St: York Avenue

VOLUME DATA

	Eastbound			Westbound			Northbound			Southbound		
	L	T	R	L	T	R	L	T	R	L	T	R
Volume				164	260	131	48	676	2	1	653	62
% Heavy Veh				2	2	2	2	2	2	7	7	7
PHF				0.92	0.92	0.92	0.93	0.93	0.93	0.94	0.94	0.94
PK 15 Vol				45	71	36	13	182	1	1	174	16
Hi Ln Vol												
% Grade					0			0			0	
Ideal Sat					1900			1900	1900		1900	
ParkExist	X		X									X
NumPark												20
No. Lanes	0	0	0	0	2	0	0	2	1	0	2	0
LGConfig					LTR			LT	R		LTR	
Lane Width					10.0			10.0	10.0		10.0	
RTOR Vol						0			0			0
Adj Flow					603			779	2		762	
%InSharedLn												
Prop LTs					0.295			0.067			0.001	
Prop RTs				0.235			0.000	1.000		0.087		
Peds Bikes	368			396	0		420	0		540	0	
Buses					0			0	0		0	
%InProtPhase												

Duration 0.25 Area Type: All other areas

OPERATING PARAMETERS

	Eastbound			Westbound			Northbound			Southbound		
	L	T	R	L	T	R	L	T	R	L	T	R
Init Unmet					0.0			0.0	0.0		0.0	
Arriv. Type					3			4	4		4	
Unit Ext.					3.0			3.0	3.0		3.0	
I Factor					1.000			1.000			1.000	
Lost Time					2.0			2.0	2.0		2.0	
Ext of g					2.0			2.0	2.0		2.0	
Ped Min g		6.5			6.8			7.0			8.1	

HCS2000: Signalized Intersections Release 4.1f

Analyst: C
Agency: Ethan C. Eldon Associates, Inc
Date: 4/10/2007
Period: AM Peak
Project ID: Build Condition AM Peak (7:30-8:30 AM)
E/W St: East 70th Street

Inter.: York Ave/E 70th St
Area Type: All other areas
Jurisd:
Year : 2010
N/S St: York Avenue

SIGNALIZED INTERSECTION SUMMARY

	Eastbound			Westbound			Northbound			Southbound		
	L	T	R	L	T	R	L	T	R	L	T	R
No. Lanes	0	3	0	0	0	0	0	2	1	0	2	0
LGConfig		LTR			LR			T	R		LT	
Volume	186	66	196	13		8		787	65	65	646	
Lane Width		11.0			11.0			10.0	10.0		10.0	
RTOR Vol			0			0			0			

Duration 0.25 Area Type: All other areas

Signal Operations

Phase Combination	1	2	3	4	5	6	7	8
EB Left	P				NB Left			
Thru	P				Thru	P		
Right	P				Right	P		
Peds	X				Peds	X		
WB Left	P				SB Left	P		
Thru					Thru	P		
Right	P				Right			
Peds	X				Peds	X		
NB Right					EB Right			
SB Right					WB Right			
Green	43.0					67.0		
Yellow	3.0					3.0		
All Red	2.0					2.0		

Cycle Length: 120.0 secs

Intersection Performance Summary

Appr/ Lane Grp	Lane Group Capacity	Adj Sat Flow Rate (s)	Ratios v/c	Ratios g/C	Lane Group Delay	Lane Group LOS	Approach Delay	Approach LOS
Eastbound								
LTR	1157	3228	0.45	0.36	30.6	C	30.6	C
Westbound								
LR	288	804	0.14	0.36	27.0	C	27.0	C
Northbound								
T	1830	3278	0.44	0.56	11.1	B	10.9	B
R	563	1008	0.12	0.56	8.8	A		
Southbound								
LT	1182	2117	0.67	0.56	15.4	B	15.4	B

Intersection Delay = 17.4 (sec/veh) Intersection LOS = B

HCS2000: Signalized Intersections Release 4.1f

C
Ethan C. Eldon Associates, Inc.
50 Charles Lindbergh Boulevard
Suite 400
Uniondale, NY 11553
Phone: 516-229-2325 Fax: 516-229-2355
E-Mail: eldon@ecenters.com

OPERATIONAL ANALYSIS

Analyst:	C
Agency/Co.:	Ethan C. Eldon Associates, Inc
Date Performed:	4/10/2007
Analysis Time Period:	AM Peak
Intersection:	York Ave/E 70th St
Area Type:	All other areas
Jurisdiction:	
Analysis Year:	2010

Project ID: Build Condition AM Peak (7:30-8:30 AM)
E/W St: East 70th Street N/S St: York Avenue

VOLUME DATA

	Eastbound			Westbound			Northbound			Southbound		
	L	T	R	L	T	R	L	T	R	L	T	R
Volume	186	66	196	13		8		787	65	65	646	
% Heavy Veh	5	5	5	19		19		3	3	11	11	
PHF	0.87	0.87	0.87	0.52		0.52		0.97	0.97	0.90	0.90	
PK 15 Vol	53	19	56	6		4		203	17	18	179	
Hi Ln Vol												
% Grade		0			0			0			0	
Ideal Sat		1900			1900			1900	1900		1900	
ParkExist												X
NumPark												20
No. Lanes	0	3	0	0	0	0	0	2	1	0	2	0
LGConfig		LTR			LR			T	R		LT	
Lane Width		11.0			11.0			10.0	10.0		10.0	
RTOR Vol			0			0			0			
Adj Flow		515			40			811	67		790	
%InSharedLn												
Prop LTs		0.416			0.625			0.000			0.091	
Prop RTs		0.437			0.375			0.000	1.000		0.000	
Peds Bikes		552	0		496	0		664	0			
Buses		0			0			0	0		0	
%InProtPhase												

Duration 0.25 Area Type: All other areas

OPERATING PARAMETERS

	Eastbound			Westbound			Northbound			Southbound		
	L	T	R	L	T	R	L	T	R	L	T	R
Init Unmet		0.0			0.0			0.0	0.0		0.0	
Arriv. Type		3			3			4	4		4	
Unit Ext.		3.0			3.0			3.0	3.0		3.0	
I Factor		1.000			1.000			1.000			1.000	
Lost Time		2.0			2.0			2.0	2.0		2.0	
Ext of g		2.0			2.0			2.0	2.0		2.0	
Ped Min g		8.2			7.7			9.2				

HCS2000: Signalized Intersections Release 4.1f

Analyst: C
Agency: Ethan C. Eldon Associates, Inc
Date: 4/10/2007
Period: Midday Peak
Project ID: Build Condition Midday Peak (1:00-2:00 PM)
E/W St: East 70th Street

Inter.: York Ave/E 70th St
Area Type: All other areas
Jurisd:
Year : 2010
N/S St: York Avenue

SIGNALIZED INTERSECTION SUMMARY

	Eastbound			Westbound			Northbound			Southbound		
	L	T	R	L	T	R	L	T	R	L	T	R
No. Lanes	0	3	0	0	0	0	0	2	1	0	2	0
LGConfig		LTR			LR			T	R		LT	
Volume	114	58	139	9		7		627	49	79	697	
Lane Width		11.0			11.0			10.0	10.0		10.0	
RTOR Vol			0			0			0			

Duration 0.25 Area Type: All other areas

Signal Operations

Phase Combination	1	2	3	4	5	6	7	8
EB Left	P				NB Left			
Thru	P				Thru	P		
Right	P				Right	P		
Peds	X				Peds	X		
WB Left	P				SB Left	P		
Thru					Thru	P		
Right	P				Right			
Peds	X				Peds	X		
NB Right					EB Right			
SB Right					WB Right			
Green	43.0				67.0			
Yellow	3.0				3.0			
All Red	2.0				2.0			

Cycle Length: 120.0 secs

Intersection Performance Summary

Appr/ Lane Grp	Lane Group Capacity	Adj Sat Flow Rate (s)	Ratios v/c	Ratios g/C	Lane Group Delay	Lane Group LOS	Approach Delay	Approach LOS
Eastbound								
LTR	1125	3139	0.29	0.36	28.3	C	28.3	C
Westbound								
LR	305	851	0.09	0.36	26.1	C	26.1	C
Northbound								
T	1813	3247	0.38	0.56	10.5	B	10.4	B
R	551	987	0.10	0.56	8.6	A		
Southbound								
LT	1176	2106	0.76	0.56	18.1	B	18.1	B

Intersection Delay = 17.0 (sec/veh) Intersection LOS = B

HCS2000: Signalized Intersections Release 4.1f

C
Ethan C. Eldon Associates, Inc.
50 Charles Lindbergh Boulevard
Suite 400
Uniondale, NY 11553
Phone: 516-229-2325 Fax: 516-229-2355
E-Mail: eldon@ecenters.com

OPERATIONAL ANALYSIS

Analyst:	C
Agency/Co.:	Ethan C. Eldon Associates, Inc
Date Performed:	4/10/2007
Analysis Time Period:	Midday Peak
Intersection:	York Ave/E 70th St
Area Type:	All other areas
Jurisdiction:	
Analysis Year:	2010

Project ID: Build Condition Midday Peak (1:00-2:00 PM)
E/W St: East 70th Street N/S St: York Avenue

VOLUME DATA

	Eastbound			Westbound			Northbound			Southbound		
	L	T	R	L	T	R	L	T	R	L	T	R
Volume	114	58	139	9		7		627	49	79	697	
% Heavy Veh	8	8	8	23		23		4	4	11	11	
PHF	0.94	0.94	0.94	0.60		0.60		0.91	0.91	0.87	0.87	
PK 15 Vol	30	15	37	4		3		172	13	23	200	
Hi Ln Vol												
% Grade		0			0			0			0	
Ideal Sat		1900			1900			1900	1900		1900	
ParkExist												X
NumPark												20
No. Lanes	0	3	0	0	0	0	0	2	1	0	2	0
LGConfig		LTR			LR			T	R		LT	
Lane Width		11.0			11.0			10.0	10.0		10.0	
RTOR Vol			0			0			0			
Adj Flow		331			27			689	54		892	
%InSharedLn												
Prop LTs		0.366			0.556			0.000			0.102	
Prop RTs		0.447			0.444			0.000	1.000		0.000	
Peds Bikes	632	0		612	0		736	0				
Buses		0			0			0	0		0	
%InProtPhase												

Duration 0.25 Area Type: All other areas

OPERATING PARAMETERS

	Eastbound			Westbound			Northbound			Southbound		
	L	T	R	L	T	R	L	T	R	L	T	R
Init Unmet		0.0			0.0			0.0	0.0		0.0	
Arriv. Type		3			3			4	4		4	
Unit Ext.		3.0			3.0			3.0	3.0		3.0	
I Factor		1.000			1.000			1.000			1.000	
Lost Time		2.0			2.0			2.0	2.0		2.0	
Ext of g		2.0			2.0			2.0	2.0		2.0	
Ped Min g		8.9			8.7			9.8				

HCS2000: Signalized Intersections Release 4.1f

Analyst: C
Agency: Ethan C. Eldon Associates, Inc
Date: 4/10/2007
Period: PM Peak
Project ID: BuildCondition PM Peak (5:00-6:00 PM)
E/W St: East 70th Street

Inter.: York Ave/E 70th St
Area Type: All other areas
Jurisd:
Year : 2010
N/S St: York Avenue

SIGNALIZED INTERSECTION SUMMARY

	Eastbound			Westbound			Northbound			Southbound		
	L	T	R	L	T	R	L	T	R	L	T	R
No. Lanes	0	3	0	0	0	0	0	2	1	0	2	0
LGConfig		LTR			LR			T	R		LT	
Volume	151	40	151	15		22		553	28	42	775	
Lane Width		11.0			11.0			10.0	10.0		10.0	
RTOR Vol			0			0			0			

Duration 0.25 Area Type: All other areas

Signal Operations

Phase Combination		1	2	3	4			5	6	7	8
EB	Left	P				NB	Left				
	Thru	P					Thru	P			
	Right	P					Right	P			
	Peds	X					Peds	X			
WB	Left	P				SB	Left	P			
	Thru						Thru	P			
	Right	P					Right				
	Peds	X					Peds	X			
NB	Right					EB	Right				
SB	Right					WB	Right				
Green		43.0						67.0			
Yellow		3.0						3.0			
All Red		2.0						2.0			

Cycle Length: 120.0 secs

Intersection Performance Summary

Appr/ Lane Grp	Lane Group Capacity	Adj Sat Flow Rate (s)	Ratios v/c	Ratios g/C	Lane Group Delay	Lane Group LOS	Approach Delay	Approach LOS
Eastbound								
LTR	1164	3249	0.33	0.36	28.7	C	28.7	C
Westbound								
LR	317	885	0.15	0.36	27.0	C	27.0	C
Northbound								
T	1830	3278	0.33	0.56	10.1	B	10.0-	A
R	557	997	0.06	0.56	8.2	A		
Southbound								
LT	1418	2539	0.61	0.56	13.8	B	13.8	B

Intersection Delay = 15.8 (sec/veh) Intersection LOS = B

HCS2000: Signalized Intersections Release 4.1f

C
Ethan C. Eldon Associates, Inc.
50 Charles Lindbergh Boulevard
Suite 400
Uniondale, NY 11553
Phone: 516-229-2325 Fax: 516-229-2355
E-Mail: eldon@ecenters.com

OPERATIONAL ANALYSIS

Analyst:	C
Agency/Co.:	Ethan C. Eldon Associates, Inc
Date Performed:	4/10/2007
Analysis Time Period:	PM Peak
Intersection:	York Ave/E 70th St
Area Type:	All other areas
Jurisdiction:	
Analysis Year:	2010

Project ID: BuildCondition PM Peak (5:00-6:00 PM)
E/W St: East 70th Street N/S St: York Avenue

VOLUME DATA

	Eastbound			Westbound			Northbound			Southbound		
	L	T	R	L	T	R	L	T	R	L	T	R
Volume	151	40	151	15		22		553	28	42	775	
% Heavy Veh	2	2	2	14		14		3	3	5	5	
PHF	0.90	0.90	0.90	0.81		0.81		0.91	0.91	0.94	0.94	
PK 15 Vol	42	11	42	5		7		152	8	11	206	
Hi Ln Vol												
% Grade		0			0			0			0	
Ideal Sat		1900			1900			1900	1900		1900	
ParkExist												X
NumPark												20
No. Lanes	0	3	0	0	0	0	0	2	1	0	2	0
LGConfig		LTR			LR			T	R		LT	
Lane Width		11.0			11.0			10.0	10.0		10.0	
RTOR Vol			0			0			0			
Adj Flow		380			46			608	31		869	
%InSharedLn												
Prop LTs		0.442			0.413			0.000			0.052	
Prop RTs		0.442			0.587			0.000	1.000		0.000	
Peds Bikes		428	0		716	0		732	0			
Buses		0			0			0	0		0	
%InProtPhase												

Duration 0.25 Area Type: All other areas

OPERATING PARAMETERS

	Eastbound			Westbound			Northbound			Southbound		
	L	T	R	L	T	R	L	T	R	L	T	R
Init Unmet		0.0			0.0			0.0	0.0		0.0	
Arriv. Type		3			3			4	4		4	
Unit Ext.		3.0			3.0			3.0	3.0		3.0	
I Factor		1.000			1.000			1.000			1.000	
Lost Time		2.0			2.0			2.0	2.0		2.0	
Ext of g		2.0			2.0			2.0	2.0		2.0	
Ped Min g		7.1			9.6			9.8				

HCS2000: Signalized Intersections Release 4.1f

Analyst: C
Agency: Ethan C. Eldon Associates, Inc
Date: 4/10/2007
Period: AM Peak
Project ID: Build Condition AM Peak (7:30-8:30 AM)
E/W St: East 69th Street

Inter.: York Ave/E 69th St
Area Type: All other areas
Jurisd:
Year : 2010
N/S St: York Avenue

SIGNALIZED INTERSECTION SUMMARY

	Eastbound			Westbound			Northbound			Southbound		
	L	T	R	L	T	R	L	T	R	L	T	R
No. Lanes	0	0	0	0	0	0	0	3	0	0	2	1
LGConfig								LT			T	R
Volume							70	852			721	134
Lane Width								10.0			10.0	10.0
RTOR Vol												0

Duration 0.25 Area Type: All other areas

Signal Operations

Phase Combination	1	2	3	4	5	6	7	8
EB Left					NB Left	P		
Thru					Thru	P		
Right					Right			
Peds		X			Peds	X		
WB Left					SB Left			
Thru					Thru	P		
Right					Right	P		
Peds		X			Peds	X		
NB Right					EB Right			
SB Right					WB Right			
Green		37.0				73.0		
Yellow		3.0				3.0		
All Red		2.0				2.0		

Cycle Length: 120.0 secs

Intersection Performance Summary

Appr/ Lane Grp	Lane Group Capacity	Adj Sat Flow Rate (s)	Ratios v/c	Ratios g/C	Lane Group Delay	Lane Group LOS	Approach Delay	Approach LOS
Eastbound								
Westbound								
Northbound								
LT	2267	3727	0.44	0.61	7.6	A	7.6	A
Southbound								
T	1885	3098	0.41	0.61	7.4	A	7.3	A
R	742	1219	0.19	0.61	6.4	A		

Intersection Delay = 7.4 (sec/veh) Intersection LOS = A

HCS2000: Signalized Intersections Release 4.1f

C
Ethan C. Eldon Associates, Inc.
50 Charles Lindbergh Boulevard
Suite 400
Uniondale, NY 11553
Phone: 516-229-2325 Fax: 516-229-2355
E-Mail: eldon@ecenters.com

OPERATIONAL ANALYSIS

Analyst: C
Agency/Co.: Ethan C. Eldon Associates, Inc
Date Performed: 4/10/2007
Analysis Time Period: AM Peak
Intersection: York Ave/E 69th St
Area Type: All other areas
Jurisdiction:
Analysis Year: 2010
Project ID: Build Condition AM Peak (7:30-8:30 AM)
E/W St: East 69th Street N/S St: York Avenue

VOLUME DATA

	Eastbound			Westbound			Northbound			Southbound		
	L	T	R	L	T	R	L	T	R	L	T	R
Volume							70	852			721	134
% Heavy Veh							4	4			9	9
PHF							0.93	0.93			0.94	0.94
PK 15 Vol							19	229			192	36
Hi Ln Vol												
% Grade								0			0	
Ideal Sat								1900			1900	1900
ParkExist												
NumPark												
No. Lanes	0	0	0	0	0	0	0	3	0	0	2	1
LGConfig								LT			T	R
Lane Width								10.0			10.0	10.0
RTOR Vol												0
Adj Flow								991			767	143
%InSharedLn												
Prop LTs								0.076			0.000	
Prop RTs								0.000			0.000	1.000
Peds Bikes											100	0
Buses								0			0	10
%InProtPhase												

Duration 0.25 Area Type: All other areas

OPERATING PARAMETERS

	Eastbound			Westbound			Northbound			Southbound		
	L	T	R	L	T	R	L	T	R	L	T	R
Init Unmet								0.0			0.0	0.0
Arriv. Type								4			4	4
Unit Ext.								3.0			3.0	3.0
I Factor								1.000			1.000	
Lost Time								2.0			2.0	2.0
Ext of g								2.0			2.0	2.0
Ped Min g											4.1	

HCS2000: Signalized Intersections Release 4.1f

Analyst: C
Agency: Ethan C. Eldon Associates, Inc
Date: 4/10/2007
Period: Midday Peak
Project ID: Build Condition Midday Peak (1:00-2:00 PM)
E/W St: East 69th Street

Inter.: York Ave/E 69th St
Area Type: All other areas
Jurisd:
Year : 2010
N/S St: York Avenue

SIGNALIZED INTERSECTION SUMMARY

	Eastbound			Westbound			Northbound			Southbound		
	L	T	R	L	T	R	L	T	R	L	T	R
No. Lanes	0	0	0	0	0	0	0	3	0	0	2	1
LGConfig								LT			T	R
Volume							72	676			720	125
Lane Width								10.0			10.0	10.0
RTOR Vol												0

Duration 0.25 Area Type: All other areas

Signal Operations

Phase Combination	1	2	3	4		5	6	7	8
EB Left					NB Left	P			
Thru					Thru	P			
Right					Right				
Peds		X			Peds	X			
WB Left					SB Left				
Thru					Thru	P			
Right					Right	P			
Peds		X			Peds	X			
NB Right					EB Right				
SB Right					WB Right				
Green		37.0				73.0			
Yellow		3.0				3.0			
All Red		2.0				2.0			

Cycle Length: 120.0 secs

Intersection Performance Summary

Appr/ Lane Grp	Lane Group Capacity	Adj Sat Flow Rate (s)	Ratios v/c	Ratios g/C	Lane Group Delay	Lane Group LOS	Approach Delay	Approach LOS
Eastbound								
Westbound								
Northbound								
LT	2216	3643	0.35	0.61	6.9	A	6.9	A
Southbound								
T	1902	3126	0.40	0.61	7.4	A	7.2	A
R	748	1230	0.18	0.61	6.2	A		

Intersection Delay = 7.1 (sec/veh) Intersection LOS = A

HCS2000: Signalized Intersections Release 4.1f

C
Ethan C. Eldon Associates, Inc.
50 Charles Lindbergh Boulevard
Suite 400
Uniondale, NY 11553
Phone: 516-229-2325 Fax: 516-229-2355
E-Mail: eldon@ecenters.com

OPERATIONAL ANALYSIS

Analyst:	C
Agency/Co.:	Ethan C. Eldon Associates, Inc
Date Performed:	4/10/2007
Analysis Time Period:	Midday Peak
Intersection:	York Ave/E 69th St
Area Type:	All other areas
Jurisdiction:	
Analysis Year:	2010

Project ID: Build Condition Midday Peak (1:00-2:00 PM)
E/W St: East 69th Street N/S St: York Avenue

VOLUME DATA

	Eastbound			Westbound			Northbound			Southbound		
	L	T	R	L	T	R	L	T	R	L	T	R
Volume							72	676			720	125
% Heavy Veh							4	4			8	8
PHF							0.96	0.96			0.94	0.94
PK 15 Vol							19	176			191	33
Hi Ln Vol												
% Grade								0			0	
Ideal Sat								1900			1900	1900
ParkExist												
NumPark												
No. Lanes	0	0	0	0	0	0	0	3	0	0	2	1
LGConfig								LT			T	R
Lane Width								10.0			10.0	10.0
RTOR Vol												0
Adj Flow								779			766	133
%InSharedLn												
Prop LTs								0.096			0.000	
Prop RTs								0.000			0.000	1.000
Peds Bikes											100	0
Buses								0			0	10
%InProtPhase												

Duration 0.25 Area Type: All other areas

OPERATING PARAMETERS

	Eastbound			Westbound			Northbound			Southbound		
	L	T	R	L	T	R	L	T	R	L	T	R
Init Unmet								0.0			0.0	0.0
Arriv. Type								4			4	4
Unit Ext.								3.0			3.0	3.0
I Factor								1.000			1.000	
Lost Time								2.0			2.0	2.0
Ext of g								2.0			2.0	2.0
Ped Min g											4.1	

HCS2000: Signalized Intersections Release 4.1f

Analyst: C
Agency: Ethan C. Eldon Associates, Inc
Date: 4/10/2007
Period: PM Peak
Project ID: Build Condition PM Peak (5:00-6:00 PM)
E/W St: East 69th Street

Inter.: York Ave/E 69th St
Area Type: All other areas
Jurisd:
Year : 2010
N/S St: York Avenue

SIGNALIZED INTERSECTION SUMMARY

	Eastbound			Westbound			Northbound			Southbound		
	L	T	R	L	T	R	L	T	R	L	T	R
No. Lanes	0	0	0	0	0	0	0	3	0	0	2	1
LGConfig							DefL	T			T	R
Volume							118	581			820	121
Lane Width							10.0	10.0			10.0	10.0
RTOR Vol												0

Duration 0.25 Area Type: All other areas

Signal Operations

Phase Combination	1	2	3	4			5	6	7	8
EB Left					NB	Left	P			
Thru						Thru	P			
Right						Right				
Peds		X				Peds	X			
WB Left					SB	Left				
Thru						Thru	P			
Right						Right	P			
Peds		X				Peds	X			
NB Right					EB	Right				
SB Right					WB	Right				
Green		37.0					73.0			
Yellow		3.0					3.0			
All Red		2.0					2.0			

Cycle Length: 120.0 secs

Intersection Performance Summary

Appr/ Lane Grp	Lane Group Capacity	Adj Sat Flow Rate (s)	Ratios v/c	Ratios g/C	Lane Group Delay	Lane Group LOS	Approach Delay	Approach LOS
Eastbound								
Westbound								
Northbound								
DefL	319	525	0.39	0.61	15.8	B		
T	1994	3278	0.31	0.61	6.7	A	8.2	A
Southbound								
T	1975	3247	0.44	0.61	7.7	A	7.5	A
R	777	1277	0.16	0.61	6.1	A		

Intersection Delay = 7.8 (sec/veh) Intersection LOS = A

HCS2000: Signalized Intersections Release 4.1f

C
Ethan C. Eldon Associates, Inc.
50 Charles Lindbergh Boulevard
Suite 400
Uniondale, NY 11553
Phone: 516-229-2325 Fax: 516-229-2355
E-Mail: eldon@ecenters.com

OPERATIONAL ANALYSIS

Analyst:	C
Agency/Co.:	Ethan C. Eldon Associates, Inc
Date Performed:	4/10/2007
Analysis Time Period:	PM Peak
Intersection:	York Ave/E 69th St
Area Type:	All other areas
Jurisdiction:	
Analysis Year:	2010

Project ID: Build Condition PM Peak (5:00-6:00 PM)
E/W St: East 69th Street N/S St: York Avenue

VOLUME DATA

	Eastbound			Westbound			Northbound			Southbound		
	L	T	R	L	T	R	L	T	R	L	T	R
Volume							118	581			820	121
% Heavy Veh							3	3			4	4
PHF							0.94	0.94			0.95	0.95
PK 15 Vol							31	155			216	32
Hi Ln Vol												
% Grade								0			0	
Ideal Sat							1900	1900			1900	1900
ParkExist												
NumPark												
No. Lanes	0	0	0	0	0	0	0	3	0	0	2	1
LGConfig							DefL	T			T	R
Lane Width							10.0	10.0			10.0	10.0
RTOR Vol												0
Adj Flow							126	618			863	127
%InSharedLn												
Prop LTs							1.000	0.000			0.000	
Prop RTs								0.000			0.000	1.000
Peds Bikes											100	0
Buses							0	0			0	10
%InProtPhase												

Duration 0.25 Area Type: All other areas

OPERATING PARAMETERS

	Eastbound			Westbound			Northbound			Southbound		
	L	T	R	L	T	R	L	T	R	L	T	R
Init Unmet							0.0	0.0			0.0	0.0
Arriv. Type							3	4			4	4
Unit Ext.							3.0	3.0			3.0	3.0
I Factor								1.000			1.000	
Lost Time							2.0	2.0			2.0	2.0
Ext of g							2.0	2.0			2.0	2.0
Ped Min g											4.1	

HCS2000: Signalized Intersections Release 4.1f

Analyst: C
Agency: Ethan C. Eldon Associates, Inc
Date: 4/10/2007
Period: AM Peak
Project ID: Build Condition AM Peak (7:30-8:30 AM)
E/W St: East 68th Street

Inter.: York Ave/E 68th St
Area Type: All other areas
Jurisd:
Year : 2010
N/S St: York Avenue

SIGNALIZED INTERSECTION SUMMARY

	Eastbound			Westbound			Northbound			Southbound		
	L	T	R	L	T	R	L	T	R	L	T	R
No. Lanes	0	2	0	1	0	1	0	2	0	0	2	0
LGConfig		LTR		L		R		TR			LT	
Volume	85	37	174	79		56		781	76	33	688	
Lane Width		10.0		10.0		10.0		10.0			10.0	
RTOR Vol			0			0			0			

Duration 0.25 Area Type: All other areas

Signal Operations

Phase Combination	1	2	3	4	5	6	7	8
EB Left	P				NB Left			
Thru	P				Thru	P		
Right	P				Right	P		
Peds	X				Peds	X		
WB Left	P				SB Left	P		
Thru					Thru	P		
Right	P				Right			
Peds	X				Peds	X		
NB Right					EB Right			
SB Right					WB Right			
Green	37.0					73.0		
Yellow	3.0					3.0		
All Red	2.0					2.0		

Cycle Length: 120.0 secs

Intersection Performance Summary

Appr/ Lane Grp	Lane Group Capacity	Adj Sat Flow Rate (s)	Ratios v/c	Ratios g/C	Lane Group Delay	Lane Group LOS	Approach Delay	Approach LOS
Eastbound								
LTR	776	2516	0.44	0.31	35.0+	D	35.0+	D
Westbound								
L	250	812	0.37	0.31	36.6	D		
							34.3	C
R	420	1361	0.16	0.31	31.0	C		
Northbound								
TR	1763	2898	0.53	0.61	8.7	A	8.7	A
Southbound								
LT	1582	2601	0.47	0.61	8.2	A	8.2	A

Intersection Delay = 14.5 (sec/veh) Intersection LOS = B

HCS2000: Signalized Intersections Release 4.1f

C
Ethan C. Eldon Associates, Inc.
50 Charles Lindbergh Boulevard
Suite 400
Uniondale, NY 11553
Phone: 516-229-2325 Fax: 516-229-2355
E-Mail: eldon@ecenters.com

OPERATIONAL ANALYSIS

Analyst:	C
Agency/Co.:	Ethan C. Eldon Associates, Inc
Date Performed:	4/10/2007
Analysis Time Period:	AM Peak
Intersection:	York Ave/E 68th St
Area Type:	All other areas
Jurisdiction:	
Analysis Year:	2010

Project ID: Build Condition AM Peak (7:30-8:30 AM)
E/W St: East 68th Street N/S St: York Avenue

VOLUME DATA

	Eastbound			Westbound			Northbound			Southbound		
	L	T	R	L	T	R	L	T	R	L	T	R
Volume	85	37	174	79		56		781	76	33	688	
% Heavy Veh	10	10	10	0		0		3	3	10	1	
PHF	0.87	0.87	0.87	0.85		0.85		0.92	0.92	0.96	0.96	
PK 15 Vol	24	11	50	23		16		212	21	9	179	
Hi Ln Vol												
% Grade		-3			0			0			0	
Ideal Sat		1900		1900		1900		1900			1900	
ParkExist									X			X
NumPark									20			20
No. Lanes	0	2	0		1	0 1	0	2	0	0	2	0
LGConfig		LTR		L		R		TR			LT	
Lane Width		10.0		10.0		10.0		10.0			10.0	
RTOR Vol			0			0			0			
Adj Flow		341		93		66		932			751	
%InSharedLn												
Prop LTs		0.287		1.000				0.000			0.045	
Prop RTs		0.587				1.000		0.089			0.000	
Peds Bikes		100	0		100	0		100	0			
Buses		10		0		0		0			0	
%InProtPhase												

Duration 0.25 Area Type: All other areas

OPERATING PARAMETERS

	Eastbound			Westbound			Northbound			Southbound		
	L	T	R	L	T	R	L	T	R	L	T	R
Init Unmet		0.0		0.0		0.0		0.0			0.0	
Arriv. Type		3		3		3		4			4	
Unit Ext.		3.0		3.0		3.0		3.0			3.0	
I Factor		1.000			1.000			1.000			1.000	
Lost Time		2.0		2.0		2.0		2.0			2.0	
Ext of g		2.0		2.0		2.0		2.0			2.0	
Ped Min g		4.1			4.1			4.1				

HCS2000: Signalized Intersections Release 4.1f

C
Ethan C. Eldon Associates, Inc.
50 Charles Lindbergh Boulevard
Suite 400
Uniondale, NY 11553
Phone: 516-229-2325 Fax: 516-229-2355
E-Mail: eldon@ecenters.com

OPERATIONAL ANALYSIS

Analyst:	C
Agency/Co.:	Ethan C. Eldon Associates, Inc
Date Performed:	4/10/2007
Analysis Time Period:	Midday Peak
Intersection:	York Ave/E 68th St
Area Type:	All other areas
Jurisdiction:	
Analysis Year:	2010

Project ID: Build Condition Midday Peak (1:00-2:00 PM)
E/W St: East 68th Street N/S St: York Avenue

VOLUME DATA

	Eastbound			Westbound			Northbound			Southbound		
	L	T	R	L	T	R	L	T	R	L	T	R
Volume	57	43	177	130		88		603	87	56	664	
% Heavy Veh	7	7	7	2		2		4	4	9	0	
PHF	0.92	0.92	0.92	0.96		0.96		0.97	0.97	0.96	0.96	
PK 15 Vol	15	12	48	34		23		155	22	15	173	
Hi Ln Vol												
% Grade		-3			0			0			0	
Ideal Sat		1900		1900		1900		1900			1900	
ParkExist									X			X
NumPark									20			20
No. Lanes	0	2	0	1	0	1	0	2	0	0	2	0
LGConfig		LTR		L		R		TR			LT	
Lane Width		10.0		10.0		10.0		10.0			10.0	
RTOR Vol			0			0			0			
Adj Flow		301		135		92		712			750	
%InSharedLn												
Prop LTs		0.206		1.000				0.000			0.077	
Prop RTs		0.638				1.000		0.126			0.000	
Peds Bikes	100	0		100	0		100	0				
Buses		10		0		0		0			0	
%InProtPhase												

Duration 0.25 Area Type: All other areas

OPERATING PARAMETERS

	Eastbound			Westbound			Northbound			Southbound		
	L	T	R	L	T	R	L	T	R	L	T	R
Init Unmet		0.0		0.0		0.0		0.0			0.0	
Arriv. Type		3		3		3		4			4	
Unit Ext.		3.0		3.0		3.0		3.0			3.0	
I Factor		1.000			1.000			1.000			1.000	
Lost Time		2.0		2.0		2.0		2.0			2.0	
Ext of g		2.0		2.0		2.0		2.0			2.0	
Ped Min g		4.1			4.1			4.1				

HCS2000: Signalized Intersections Release 4.1f

Analyst: C
Agency: Ethan C. Eldon Associates, Inc
Date: 4/10/2007
Period: PM Peak
Project ID: Build Condition PM Peak (5:00-6:00 PM)
E/W St: East 68th Street

Inter.: York Ave/E 68th St
Area Type: All other areas
Jurisd:
Year : 2010
N/S St: York Avenue

SIGNALIZED INTERSECTION SUMMARY

	Eastbound			Westbound			Northbound			Southbound		
	L	T	R	L	T	R	L	T	R	L	T	R
No. Lanes	0	2	0	1	0	1	0	2	0	0	2	0
LGConfig		LTR		L		R		TR			LT	
Volume	145	31	82	92		68		486	40	33	787	
Lane Width		10.0		10.0		10.0		10.0			10.0	
RTOR Vol			0			0			0			

Duration 0.25 Area Type: All other areas

Signal Operations

Phase Combination	1	2	3	4		5	6	7	8
EB Left	P				NB Left				
Thru	P				Thru	P			
Right	P				Right	P			
Peds	X				Peds	X			
WB Left	P				SB Left	P			
Thru					Thru	P			
Right	P				Right				
Peds	X				Peds	X			
NB Right					EB Right				
SB Right					WB Right				
Green	37.0					73.0			
Yellow	3.0					3.0			
All Red	2.0					2.0			

Cycle Length: 120.0 secs

Intersection Performance Summary

Appr/ Lane Grp	Lane Group Capacity	Adj Sat Flow Rate (s)	Ratios v/c	Ratios g/C	Lane Group Delay	Lane Group LOS	Approach Delay	Approach LOS
Eastbound								
LTR	814	2640	0.36	0.31	33.6	C	33.6	C
Westbound								
L	265	859	0.42	0.31	37.8	D		
R	411	1334	0.20	0.31	31.7	C	35.2	D
Northbound								
TR	1772	2913	0.33	0.61	6.9	A	6.9	A
Southbound								
LT	1672	2749	0.51	0.61	8.5	A	8.5	A

Intersection Delay = 14.6 (sec/veh) Intersection LOS = B

HCS2000: Signalized Intersections Release 4.1f

C
Ethan C. Eldon Associates, Inc.
50 Charles Lindbergh Boulevard
Suite 400
Uniondale, NY 11553
Phone: 516-229-2325 Fax: 516-229-2355
E-Mail: eldon@ecenters.com

OPERATIONAL ANALYSIS

Analyst:	C
Agency/Co.:	Ethan C. Eldon Associates, Inc
Date Performed:	4/10/2007
Analysis Time Period:	PM Peak
Intersection:	York Ave/E 68th St
Area Type:	All other areas
Jurisdiction:	
Analysis Year:	2010

Project ID: Build Condition PM Peak (5:00-6:00 PM)
E/W St: East 68th Street N/S St: York Avenue

VOLUME DATA

	Eastbound			Westbound			Northbound			Southbound		
	L	T	R	L	T	R	L	T	R	L	T	R
Volume	145	31	82	92		68		486	40	33	787	
% Heavy Veh	8	8	8	2		2		3	0	4	0	
PHF	0.87	0.87	0.87	0.83		0.83		0.90	0.90	0.97	0.97	
PK 15 Vol	42	9	24	28		20		135	11	9	203	
Hi Ln Vol												
% Grade		-3			0			0			0	
Ideal Sat		1900		1900		1900		1900			1900	
ParkExist									X			X
NumPark									20			20
No. Lanes	0	2	0	1	0	1	0	2	0	0	2	0
LGConfig		LTR		L		R		TR			LT	
Lane Width		10.0		10.0		10.0		10.0			10.0	
RTOR Vol			0			0			0			
Adj Flow		297		111		82		584			845	
%InSharedLn												
Prop LTs		0.562		1.000				0.000			0.040	
Prop RTs		0.316				1.000		0.075			0.000	
Peds Bikes		100	0		100	0		100	0			
Buses		10		0		0		0			0	
%InProtPhase												

Duration 0.25 Area Type: All other areas

OPERATING PARAMETERS

	Eastbound			Westbound			Northbound			Southbound		
	L	T	R	L	T	R	L	T	R	L	T	R
Init Unmet		0.0		0.0		0.0		0.0			0.0	
Arriv. Type		3		3		3		4			4	
Unit Ext.		3.0		3.0		3.0		3.0			3.0	
I Factor		1.000			1.000			1.000			1.000	
Lost Time		2.0		2.0		2.0		2.0			2.0	
Ext of g		2.0		2.0		2.0		2.0			2.0	
Ped Min g		4.1			4.1			4.1				

HCS2000: Signalized Intersections Release 4.1f

Analyst: C
Agency: Ethan C. Eldon Associates, Inc
Date: 4/10/2007
Period: AM Peak
Project ID: Build Condition AM Peak (7:30-8:30 AM)
E/W St: East 67th Street

Inter.: York Ave/E 67th St
Area Type: All other areas
Jurisd:
Year : 2010
N/S St: York Avenue

SIGNALIZED INTERSECTION SUMMARY

	Eastbound			Westbound			Northbound			Southbound		
	L	T	R	L	T	R	L	T	R	L	T	R
No. Lanes	0	0	0	0	0	0	0	2	0	0	2	0
LGConfig								LT			TR	
Volume							70	857			852	89
Lane Width								10.0			10.0	
RTOR Vol												0

Duration 0.25 Area Type: All other areas

Signal Operations

Phase Combination	1	2	3	4	5	6	7	8
EB Left					NB Left	P		
Thru					Thru	P		
Right					Right			
Peds		X			Peds	X		
WB Left					SB Left			
Thru					Thru	P		
Right					Right	P		
Peds		X			Peds	X		
NB Right					EB Right			
SB Right					WB Right			
Green		37.0				73.0		
Yellow		3.0				3.0		
All Red		2.0				2.0		

Cycle Length: 120.0 secs

Intersection Performance Summary

Appr/ Lane Grp	Lane Group Capacity	Adj Sat Flow Rate (s)	Ratios v/c	Ratios g/C	Lane Group Delay	Lane Group LOS	Approach Delay	Approach LOS
Eastbound								
Westbound								
Northbound								
LT	1353	2224	0.73	0.61	12.6	B	12.6	B
Southbound								
TR	1810	2975	0.58	0.61	9.2	A	9.2	A

Intersection Delay = 10.9 (sec/veh) Intersection LOS = B

HCS2000: Signalized Intersections Release 4.1f

C
Ethan C. Eldon Associates, Inc.
50 Charles Lindbergh Boulevard
Suite 400
Uniondale, NY 11553
Phone: 516-229-2325 Fax: 516-229-2355
E-Mail: eldon@ecenters.com

OPERATIONAL ANALYSIS

Analyst: C
Agency/Co.: Ethan C. Eldon Associates, Inc
Date Performed: 4/10/2007
Analysis Time Period: AM Peak
Intersection: York Ave/E 67th St
Area Type: All other areas
Jurisdiction:
Analysis Year: 2010
Project ID: Build Condition AM Peak (7:30-8:30 AM)
E/W St: East 67th Street N/S St: York Avenue

VOLUME DATA

	Eastbound			Westbound			Northbound			Southbound		
	L	T	R	L	T	R	L	T	R	L	T	R
Volume							70	857			852	89
% Heavy Veh							3	3			11	11
PHF							0.94	0.94			0.90	0.90
PK 15 Vol							19	228			237	25
Hi Ln Vol												
% Grade								0			0	
Ideal Sat								1900			1900	
ParkExist									X			
NumPark									20			
No. Lanes	0	0	0	0	0	0	0	2	0	0	2	0
LGConfig								LT			TR	
Lane Width								10.0			10.0	
RTOR Vol												0
Adj Flow								986			1046	
%InSharedLn												
Prop LTs								0.075			0.000	
Prop RTs							0.000			0.095		
Peds Bikes										100	0	
Buses								0			0	
%InProtPhase												

Duration 0.25 Area Type: All other areas

OPERATING PARAMETERS

	Eastbound			Westbound			Northbound			Southbound		
	L	T	R	L	T	R	L	T	R	L	T	R
Init Unmet								0.0			0.0	
Arriv. Type								4			4	
Unit Ext.								3.0			3.0	
I Factor								1.000			1.000	
Lost Time								2.0			2.0	
Ext of g								2.0			2.0	
Ped Min g											4.1	

HCS2000: Signalized Intersections Release 4.1f

Analyst: C
Agency: Ethan C. Eldon Associates, Inc
Date: 4/10/2007
Period: Midday Peak
Project ID: Build Condition Midday Peak (1:00-2:00 PM)
E/W St: East 67th Street

Inter.: York Ave/E 67th St
Area Type: All other areas
Jurisd:
Year : 2010
N/S St: York Avenue

SIGNALIZED INTERSECTION SUMMARY

	Eastbound			Westbound			Northbound			Southbound		
	L	T	R	L	T	R	L	T	R	L	T	R
No. Lanes	0	0	0	0	0	0	0	2	0	0	2	0
LGConfig								LT			TR	
Volume							66	690			835	136
Lane Width								10.0			10.0	
RTOR Vol												0

Duration 0.25 Area Type: All other areas

Signal Operations

Phase Combination	1	2	3	4	5	6	7	8
EB Left					NB Left	P		
Thru					Thru	P		
Right					Right			
Peds		X			Peds	X		
WB Left					SB Left			
Thru					Thru	P		
Right					Right	P		
Peds		X			Peds	X		
NB Right					EB Right			
SB Right					WB Right			
Green		37.0				73.0		
Yellow		3.0				3.0		
All Red		2.0				2.0		

Cycle Length: 120.0 secs

Intersection Performance Summary

Appr/ Lane Grp	Lane Group Capacity	Adj Sat Flow Rate (s)	Ratios v/c	Ratios g/C	Lane Group Delay	Lane Group LOS	Approach Delay	Approach LOS
Eastbound								
Westbound								
Northbound								
LT	1315	2161	0.63	0.61	10.5	B	10.5	B
Southbound								
TR	1824	2998	0.57	0.61	9.1	A	9.1	A

Intersection Delay = 9.7 (sec/veh) Intersection LOS = A

HCS2000: Signalized Intersections Release 4.1f

C
Ethan C. Eldon Associates, Inc.
50 Charles Lindbergh Boulevard
Suite 400
Uniondale, NY 11553
Phone: 516-229-2325 Fax: 516-229-2355
E-Mail: eldon@ecenters.com

OPERATIONAL ANALYSIS

Analyst:	C
Agency/Co.:	Ethan C. Eldon Associates, Inc
Date Performed:	4/10/2007
Analysis Time Period:	Midday Peak
Intersection:	York Ave/E 67th St
Area Type:	All other areas
Jurisdiction:	
Analysis Year:	2010

Project ID: Build Condition Midday Peak (1:00-2:00 PM)
E/W St: East 67th Street N/S St: York Avenue

VOLUME DATA

	Eastbound			Westbound			Northbound			Southbound		
	L	T	R	L	T	R	L	T	R	L	T	R
Volume							66	690			835	136
% Heavy Veh							4	4			9	9
PHF							0.92	0.92			0.93	0.93
PK 15 Vol							18	187			224	37
Hi Ln Vol												
% Grade								0			0	
Ideal Sat								1900			1900	
ParkExist									X			
NumPark									20			
No. Lanes	0	0	0	0	0	0	0	2	0	0	2	0
LGConfig								LT			TR	
Lane Width								10.0			10.0	
RTOR Vol												0
Adj Flow								822			1044	
%InSharedLn												
Prop LTs								0.088			0.000	
Prop RTs								0.000			0.140	
Peds Bikes											100	0
Buses								0			0	
%InProtPhase												

Duration 0.25 Area Type: All other areas

OPERATING PARAMETERS

	Eastbound			Westbound			Northbound			Southbound		
	L	T	R	L	T	R	L	T	R	L	T	R
Init Unmet								0.0			0.0	
Arriv. Type								4			4	
Unit Ext.								3.0			3.0	
I Factor								1.000			1.000	
Lost Time								2.0			2.0	
Ext of g								2.0			2.0	
Ped Min g											4.1	

HCS2000: Signalized Intersections Release 4.1f

Analyst: C
Agency: Ethan C. Eldon Associates, Inc
Date: 4/10/2007
Period: PM Peak
Project ID: Build Condition PM Peak (5:00-6:00 PM)
E/W St: East 67th Street

Inter.: York Ave/E 67th St
Area Type: All other areas
Jurisd:
Year : 2010
N/S St: York Avenue

SIGNALIZED INTERSECTION SUMMARY

	Eastbound			Westbound			Northbound			Southbound		
	L	T	R	L	T	R	L	T	R	L	T	R
No. Lanes	0	0	0	0	0	0	0	2	0	0	2	0
LGConfig								LT			TR	
Volume							24	526			819	142
Lane Width								10.0			10.0	
RTOR Vol												0

Duration 0.25 Area Type: All other areas

Signal Operations

Phase Combination	1	2	3	4	5	6	7	8
EB Left					NB Left	P		
Thru					Thru	P		
Right					Right			
Peds	X				Peds	X		
WB Left					SB Left			
Thru					Thru	P		
Right					Right	P		
Peds	X				Peds	X		
NB Right					EB Right			
SB Right					WB Right			
Green	37.0					73.0		
Yellow	3.0					3.0		
All Red	2.0					2.0		

Cycle Length: 120.0 secs

Intersection Performance Summary

Appr/ Lane Grp	Lane Group Capacity	Adj Sat Flow Rate (s)	Ratios v/c	Ratios g/C	Lane Group Delay	Lane Group LOS	Approach Delay	Approach LOS
Eastbound								
Westbound								
Northbound								
LT	1576	2590	0.36	0.61	7.1	A	7.1	A
Southbound								
TR	1889	3106	0.55	0.61	8.8	A	8.8	A

Intersection Delay = 8.2 (sec/veh) Intersection LOS = A

HCS2000: Signalized Intersections Release 4.1f

C
Ethan C. Eldon Associates, Inc.
50 Charles Lindbergh Boulevard
Suite 400
Uniondale, NY 11553
Phone: 516-229-2325 Fax: 516-229-2355
E-Mail: eldon@ecenters.com

OPERATIONAL ANALYSIS

Analyst:	C
Agency/Co.:	Ethan C. Eldon Associates, Inc
Date Performed:	4/10/2007
Analysis Time Period:	PM Peak
Intersection:	York Ave/E 67th St
Area Type:	All other areas
Jurisdiction:	
Analysis Year:	2010

Project ID: Build Condition PM Peak (5:00-6:00 PM)
E/W St: East 67th Street N/S St: York Avenue

VOLUME DATA

	Eastbound			Westbound			Northbound			Southbound		
	L	T	R	L	T	R	L	T	R	L	T	R
Volume							24	526			819	142
% Heavy Veh							3	3			5	5
PHF							0.98	0.98			0.93	0.93
PK 15 Vol							6	134			220	38
Hi Ln Vol												
% Grade								0			0	
Ideal Sat								1900			1900	
ParkExist									X			
NumPark									20			
No. Lanes	0	0	0	0	0	0	0	2	0	0	2	0
LGConfig								LT			TR	
Lane Width								10.0			10.0	
RTOR Vol												0
Adj Flow								561			1034	
%InSharedLn												
Prop LTs								0.043			0.000	
Prop RTs								0.000			0.148	
Peds Bikes											100	0
Buses								0			0	
%InProtPhase												

Duration 0.25 Area Type: All other areas

OPERATING PARAMETERS

	Eastbound			Westbound			Northbound			Southbound		
	L	T	R	L	T	R	L	T	R	L	T	R
Init Unmet								0.0			0.0	
Arriv. Type								4			4	
Unit Ext.								3.0			3.0	
I Factor								1.000			1.000	
Lost Time								2.0			2.0	
Ext of g								2.0			2.0	
Ped Min g											4.1	

HCS2000: Signalized Intersections Release 4.1f

Analyst: C
Agency: Ethan C. Eldon Associates, Inc
Date: 4/9/2007
Period: AM Peak
Project ID: Build Condition AM Peak (7:30-8:30 AM)
E/W St: East 63rd Street

Inter.: York Ave/E 63rd St
Area Type: All other areas
Jurisd:
Year : 2010
N/S St: York Avenue

SIGNALIZED INTERSECTION SUMMARY

	Eastbound			Westbound			Northbound			Southbound		
	L	T	R	L	T	R	L	T	R	L	T	R
No. Lanes	0	0	0	1	2	0	0	2	1	0	3	0
LGConfig				L	LTR			T	R	DefL	TR	
Volume				369	165	6		820	485	333	547	70
Lane Width				9.0	9.0			10.0	10.0	10.0	10.0	
RTOR Vol						0			0			0

Duration 0.25 Area Type: All other areas

Signal Operations

Phase Combination		1	2	3	4			5	6	7	8
EB	Left					NB	Left				
	Thru						Thru		P		
	Right						Right		P		
	Peds						Peds	X	X		
WB	Left		P			SB	Left		P	P	
	Thru		P				Thru		P	P	
	Right		P				Right		P	P	
	Peds		X				Peds	X	X		
NB	Right		P			EB	Right				
SB	Right					WB	Right				
Green			39.0						10.0	38.0	18.0
Yellow			3.0						0.0	3.0	3.0
All Red			2.0						0.0	2.0	2.0

Cycle Length: 120.0 secs

Intersection Performance Summary

Appr/ Lane Grp	Lane Group Capacity	Adj Sat Flow Rate (s)	Ratios v/c	Ratios g/C	Lane Group Delay	Lane Group LOS	Approach Delay	Approach LOS
Eastbound								
Westbound								
L	513	1577	0.43	0.32	34.5	C		
LTR	998	3070	0.43	0.32	33.1	C	33.6	C
Northbound								
T	1018	3214	0.84	0.32	45.4	D	31.6	C
R	874	1362	0.58	0.64	8.5	A		
Southbound								
DefL	400	1655	0.85	0.51	61.8	E		
TR	1565	3078	0.40	0.51	14.5	B	31.1	C

Intersection Delay = 31.9 (sec/veh) Intersection LOS = C

HCS2000: Signalized Intersections Release 4.1f

C
Ethan C. Eldon Associates, Inc.
50 Charles Lindbergh Boulevard
Suite 400
Uniondale, NY 11553
Phone: 516-229-2325 Fax: 516-229-2355
E-Mail: eldon@ecenters.com

OPERATIONAL ANALYSIS

Analyst:	C
Agency/Co.:	Ethan C. Eldon Associates, Inc
Date Performed:	4/9/2007
Analysis Time Period:	AM Peak
Intersection:	York Ave/E 63rd St
Area Type:	All other areas
Jurisdiction:	
Analysis Year:	2010

Project ID: Build Condition AM Peak (7:30-8:30 AM)
E/W St: East 63rd Street N/S St: York Avenue

VOLUME DATA

	Eastbound			Westbound			Northbound			Southbound		
	L	T	R	L	T	R	L	T	R	L	T	R
Volume				369	165	6		820	485	333	547	70
% Heavy Veh				2	2	2		4	1	1	9	3
PHF				0.83	0.83	0.83		0.96	0.96	0.98	0.98	0.98
PK 15 Vol				111	50	2		214	126	85	140	18
Hi Ln Vol												
% Grade					2			2			-2	
Ideal Sat				1900	1900			1900	1900	1900	1900	
ParkExist	X		X									
NumPark												
No. Lanes	0	0	0	1	2	0	0	2	1	0	3	0
LGConfig				L	LTR			T	R	DefL	TR	
Lane Width				9.0	9.0			10.0	10.0	10.0	10.0	
RTOR Vol						0			0			0
Adj Flow				223	428			854	505	340	629	
%InSharedLn				50								
Prop LTs					0.520			0.000		1.000	0.000	
Prop RTs					0.016			0.000	1.000		0.113	
Peds Bikes	0				50	0		50	0		50	0
Buses				0	0			0	0	0	0	
%InProtPhase									0.0	0.0		0.0

Duration 0.25 Area Type: All other areas

OPERATING PARAMETERS

	Eastbound			Westbound			Northbound			Southbound		
	L	T	R	L	T	R	L	T	R	L	T	R
Init Unmet				0.0	0.0			0.0	0.0	0.0	0.0	
Arriv. Type				3	3			4	4	4	4	
Unit Ext.				3.0	3.0			3.0	3.0	3.0	3.0	
I Factor					1.000			1.000			1.000	
Lost Time				2.0	2.0			2.0	2.0	2.0	2.0	
Ext of g				2.0	2.0			2.0	2.0	2.0	2.0	
Ped Min g		3.2			3.7			3.7			3.7	

HCS2000: Signalized Intersections Release 4.1f

Analyst: C
Agency: Ethan C. Eldon Associates, Inc
Date: 4/9/2007
Period: Midday Peak
Project ID: Build Condition Midday Peak (1:00-2:00 PM)
E/W St: East 63rd Street

Inter.: York Ave/E 63rd St
Area Type: All other areas
Jurisd:
Year : 2010
N/S St: York Avenue

SIGNALIZED INTERSECTION SUMMARY

	Eastbound			Westbound			Northbound			Southbound		
	L	T	R	L	T	R	L	T	R	L	T	R
No. Lanes	0	0	0	1	2	0	0	2	1	0	3	0
LGConfig				L	LTR			T	R	DefL	TR	
Volume				475	244	6		594	390	309	666	57
Lane Width				9.0	9.0			10.0	10.0	10.0	10.0	
RTOR Vol						0			0			0

Duration 0.25 Area Type: All other areas

Signal Operations

Phase Combination		1	2	3	4			5	6	7	8
EB	Left					NB	Left				
	Thru						Thru		P		
	Right						Right		P		
	Peds						Peds	X	X		
WB	Left		P			SB	Left		P	P	
	Thru		P				Thru		P	P	
	Right		P				Right		P	P	
	Peds		X				Peds	X	X		
NB	Right		P			EB	Right				
SB	Right					WB	Right				
Green			35.0						10.0	44.0	16.0
Yellow			3.0						0.0	3.0	3.0
All Red			2.0						0.0	2.0	2.0

Cycle Length: 120.0 secs

Intersection Performance Summary

Appr/ Lane Grp	Lane Group Capacity	Adj Sat Flow Rate (s)	Ratios v/c	Ratios g/C	Lane Group Delay	Lane Group LOS	Approach Delay	Approach LOS
Eastbound								
Westbound								
L	464	1592	0.53	0.29	40.0	D		
LTR	906	3108	0.56	0.29	38.5	D	39.0	D
Northbound								
T	1178	3214	0.52	0.37	29.2	C	19.9	B
R	916	1391	0.44	0.66	5.6	A		
Southbound								
DefL	488	1609	0.67	0.54	37.5	D		
TR	1679	3099	0.45	0.54	12.5	B	20.0-	B

Intersection Delay = 25.0 (sec/veh) Intersection LOS = C

HCS2000: Signalized Intersections Release 4.1f

Analyst: C
Agency: Ethan C. Eldon Associates, Inc
Date: 4/9/2007
Period: PM Peak
Project ID: Build Condition PM Peak (5:00-6:00 PM)
E/W St: East 63rd Street

Inter.: York Ave/E 63rd St
Area Type: All other areas
Jurisd:
Year : 2010
N/S St: York Avenue

SIGNALIZED INTERSECTION SUMMARY

	Eastbound			Westbound			Northbound			Southbound		
	L	T	R	L	T	R	L	T	R	L	T	R
No. Lanes	0	0	0	1	2	0	0	2	1	0	3	0
LGConfig				L	LTR			T	R	DefL	TR	
Volume				527	209	3		522	443	360	758	57
Lane Width				9.0	9.0			10.0	10.0	10.0	10.0	
RTOR Vol						0			0			0

Duration 0.25 Area Type: All other areas

Signal Operations

Phase Combination	1	2	3	4	5	6	7	8
EB Left					NB Left			
Thru					Thru	P		
Right					Right	P		
Peds					Peds	X	X	
WB Left		P			SB Left		P	P
Thru		P			Thru		P	P
Right		P			Right		P	P
Peds		X			Peds	X	X	
NB Right		P			EB Right			
SB Right					WB Right			
Green		35.0				10.0	44.0	16.0
Yellow		3.0				0.0	3.0	3.0
All Red		2.0				0.0	2.0	2.0

Cycle Length: 120.0 secs

Intersection Performance Summary

Appr/ Lane Grp	Lane Group Capacity	Adj Sat Flow Rate (s)	Ratios v/c	Ratios g/C	Lane Group Delay	Lane Group LOS	Approach Delay	Approach LOS
Eastbound								
Westbound								
L	469	1608	0.64	0.29	43.6	D		
LTR	914	3133	0.59	0.29	39.2	D	40.7	D
Northbound								
T	1202	3277	0.45	0.37	28.0	C	18.0	B
R	916	1391	0.50	0.66	6.3	A		
Southbound								
DefL	523	1635	0.71	0.54	37.7	D		
TR	1770	3267	0.47	0.54	12.7	B	20.4	C

Intersection Delay = 25.2 (sec/veh) Intersection LOS = C

HCS2000: Signalized Intersections Release 4.1f

C
Ethan C. Eldon Associates, Inc.
50 Charles Lindbergh Boulevard
Suite 400
Uniondale, NY 11553
Phone: 516-229-2325 Fax: 516-229-2355
E-Mail: eldon@ecenters.com

OPERATIONAL ANALYSIS

Analyst: C
Agency/Co.: Ethan C. Eldon Associates, Inc
Date Performed: 4/9/2007
Analysis Time Period: PM Peak
Intersection: York Ave/E 63rd St
Area Type: All other areas
Jurisdiction:
Analysis Year: 2010
Project ID: Build Condition PM Peak (5:00-6:00 PM)
E/W St: East 63rd Street N/S St: York Avenue

VOLUME DATA

	Eastbound			Westbound			Northbound			Southbound		
	L	T	R	L	T	R	L	T	R	L	T	R
Volume				527	209	3		522	443	360	758	57
% Heavy Veh				0	0	0		2	0	1	3	3
PHF				0.88	0.88	0.88		0.96	0.96	0.97	0.97	0.97
PK 15 Vol				150	59	1		136	115	93	195	15
Hi Ln Vol												
% Grade					2			2			-2	
Ideal Sat				1900	1900			1900	1900	1900	1900	
ParkExist	X		X									
NumPark												
No. Lanes	0	0	0	1	2	0	0	2	1	0	3	0
LGConfig				L	LTR			T	R	DefL	TR	
Lane Width				9.0	9.0			10.0	10.0	10.0	10.0	
RTOR Vol						0			0			0
Adj Flow				300	540			544	461	371	840	
%InSharedLn				50								
Prop LTs					0.555			0.000		1.000	0.000	
Prop RTs					0.006			0.000	1.000		0.070	
Peds Bikes	0				50	0		50	0		50	0
Buses				0	0			0	0	0	0	
%InProtPhase									0.0	0.0		0.0

Duration 0.25 Area Type: All other areas

OPERATING PARAMETERS

	Eastbound			Westbound			Northbound			Southbound		
	L	T	R	L	T	R	L	T	R	L	T	R
Init Unmet				0.0	0.0			0.0	0.0	0.0	0.0	
Arriv. Type				3	3			4	4	4	4	
Unit Ext.				3.0	3.0			3.0	3.0	3.0	3.0	
I Factor					1.000			1.000			1.000	
Lost Time				2.0	2.0			2.0	2.0	2.0	2.0	
Ext of g				2.0	2.0			2.0	2.0	2.0	2.0	
Ped Min g		3.2			3.7			3.7			3.7	

HCS2000: Unsignalized Intersections Release 4.1f

TWO-WAY STOP CONTROL SUMMARY

Analyst: C
Agency/Co.: Ethan C. Eldon Associates, Inc
Date Performed: 4/10/2007
Analysis Time Period: AM Peak
Intersection: FDR Dr/E 73rd St
Jurisdiction:
Units: U. S. Customary
Analysis Year: 2010
Project ID: Build Condition AM Peak (7:30-8:30 PM)
East/West Street: East 73rd Street
North/South Street: FDR Dr Service Rd
Intersection Orientation: NS Study period (hrs): 0.25

Vehicle Volumes and Adjustments

Major Street: Approach	Northbound			Southbound		
Movement	1	2	3	4	5	6
	L	T	R	L	T	R
Volume					467	
Peak-Hour Factor, PHF					0.88	
Hourly Flow Rate, HFR					530	
Percent Heavy Vehicles		--	--		--	--
Median Type/Storage	Undivided		/			
RT Channelized?						
Lanes					1	
Configuration					T	
Upstream Signal?		No			No	

Minor Street: Approach	Westbound			Eastbound		
Movement	7	8	9	10	11	12
	L	T	R	L	T	R
Volume						390
Peak Hour Factor, PHF						0.89
Hourly Flow Rate, HFR						438
Percent Heavy Vehicles						1
Percent Grade (%)		0			0	
Flared Approach: Exists?/Storage			/			/
Lanes					1	
Configuration					R	

Delay, Queue Length, and Level of Service

Approach	NB	SB	Westbound			Eastbound		
Movement	1	4	7	8	9	10	11	12
Lane Config								R
v (vph)								438
C(m) (vph)								551
v/c								0.79
95% queue length								7.57
Control Delay								32.2
LOS								D
Approach Delay							32.2	
Approach LOS							D	

HCS2000: Unsignalized Intersections Release 4.1f

TWO-WAY STOP CONTROL SUMMARY

Analyst: C
Agency/Co.: Ethan C. Eldon Associates, Inc
Date Performed: 4/10/2007
Analysis Time Period: Midday Peak
Intersection: FDR Dr/E 73rd St
Jurisdiction:
Units: U. S. Customary
Analysis Year: 2010
Project ID: Build Condition Midday Peak (1:00-2:00 PM)
East/West Street: East 73rd Street
North/South Street: FDR Dr Service Rd
Intersection Orientation: NS Study period (hrs): 0.25

Vehicle Volumes and Adjustments

Major Street: Approach	Northbound			Southbound		
Movement	1	2	3	4	5	6
	L	T	R	L	T	R
Volume					414	
Peak-Hour Factor, PHF					0.91	
Hourly Flow Rate, HFR					454	
Percent Heavy Vehicles		--	--		--	--
Median Type/Storage	Undivided		/			
RT Channelized?						
Lanes					1	
Configuration					T	
Upstream Signal?		No			No	

Minor Street: Approach	Westbound			Eastbound		
Movement	7	8	9	10	11	12
	L	T	R	L	T	R
Volume						257
Peak Hour Factor, PHF						0.87
Hourly Flow Rate, HFR						295
Percent Heavy Vehicles						3
Percent Grade (%)		0			0	
Flared Approach: Exists?/Storage			/			/
Lanes					1	
Configuration					R	

Delay, Queue Length, and Level of Service

Approach	NB	SB	Westbound			Eastbound		
Movement	1	4	7	8	9	10	11	12
Lane Config								R
v (vph)								295
C(m) (vph)								604
v/c								0.49
95% queue length								2.68
Control Delay								16.5
LOS								C
Approach Delay							16.5	
Approach LOS							C	

HCS2000: Unsignalized Intersections Release 4.1f

TWO-WAY STOP CONTROL SUMMARY

Analyst: C
Agency/Co.: Ethan C. Eldon Associates, Inc
Date Performed: 4/10/2007
Analysis Time Period: AM Peak
Intersection: HSS Drop-Off/E 71st St
Jurisdiction:
Units: U. S. Customary
Analysis Year: 2010
Project ID: Build Condition AM Peak (7:30-8:30 PM)
East/West Street: East 71st Street
North/South Street: HSS Drop-Off
Intersection Orientation: EW Study period (hrs): 0.25

Vehicle Volumes and Adjustments

Major Street: Approach	Eastbound			Westbound		
Movement	1	2	3	4	5	6
	L	T	R	L	T	R
Volume					417	
Peak-Hour Factor, PHF					0.94	
Hourly Flow Rate, HFR					443	
Percent Heavy Vehicles		--	--		--	--
Median Type/Storage	Undivided		/			
RT Channelized?						
Lanes					2	
Configuration					T	
Upstream Signal?		No			No	

Minor Street: Approach	Northbound			Southbound		
Movement	7	8	9	10	11	12
	L	T	R	L	T	R
Volume	91					
Peak Hour Factor, PHF	0.90					
Hourly Flow Rate, HFR	101					
Percent Heavy Vehicles	0					
Percent Grade (%)		0			0	
Flared Approach: Exists?/Storage			/			/
Lanes	1					
Configuration	L					

Delay, Queue Length, and Level of Service

Approach	EB	WB	Northbound			Southbound		
Movement	1	4	7	8	9	10	11	12
Lane Config			L					
v (vph)			101					
C(m) (vph)			772					
v/c			0.13					
95% queue length			0.45					
Control Delay			10.4					
LOS			B					
Approach Delay				10.4				
Approach LOS				B				

HCS2000: Unsignalized Intersections Release 4.1f

TWO-WAY STOP CONTROL SUMMARY

Analyst: C
Agency/Co.: Ethan C. Eldon Associates, Inc
Date Performed: 4/10/2007
Analysis Time Period: Midday Peak
Intersection: HSS Drop-Off/E 71st St
Jurisdiction:
Units: U. S. Customary
Analysis Year: 2010
Project ID: Build Condition Midday Peak (1:00-2:00 PM)
East/West Street: East 71st Street
North/South Street: HSS Drop-Off
Intersection Orientation: EW Study period (hrs): 0.25

Vehicle Volumes and Adjustments

Major Street: Approach	Eastbound			Westbound		
Movement	1	2	3	4	5	6
	L	T	R	L	T	R
Volume					426	
Peak-Hour Factor, PHF					0.91	
Hourly Flow Rate, HFR					468	
Percent Heavy Vehicles		--	--		--	--
Median Type/Storage	Undivided		/			
RT Channelized?						
Lanes					2	
Configuration					T	
Upstream Signal?		No			No	

Minor Street: Approach	Northbound			Southbound		
Movement	7	8	9	10	11	12
	L	T	R	L	T	R
Volume	150					
Peak Hour Factor, PHF	0.90					
Hourly Flow Rate, HFR	166					
Percent Heavy Vehicles	0					
Percent Grade (%)		0			0	
Flared Approach: Exists?/Storage			/			/
Lanes	1					
Configuration	L					

Delay, Queue Length, and Level of Service

Approach	EB	WB	Northbound			Southbound		
Movement	1	4	7	8	9	10	11	12
Lane Config			L					
v (vph)			166					
C(m) (vph)			759					
v/c			0.22					
95% queue length			0.83					
Control Delay			11.1					
LOS			B					
Approach Delay				11.1				
Approach LOS				B				

HCS2000: Unsignalized Intersections Release 4.1f

TWO-WAY STOP CONTROL SUMMARY

Analyst: C
Agency/Co.: Ethan C. Eldon Associates, Inc
Date Performed: 4/10/2007
Analysis Time Period: PM Peak
Intersection: HSS Drop-Off/E 71st St
Jurisdiction:
Units: U. S. Customary
Analysis Year: 2010
Project ID: Build Condition PM Peak (5:00-6:00 PM)
East/West Street: East 71st Street
North/South Street: HSS Drop-Off
Intersection Orientation: EW Study period (hrs): 0.25

Vehicle Volumes and Adjustments

Major Street: Approach	Eastbound			Westbound		
Movement	1	2	3	4	5	6
	L	T	R	L	T	R
Volume					436	
Peak-Hour Factor, PHF					0.93	
Hourly Flow Rate, HFR					468	
Percent Heavy Vehicles		--	--		--	--
Median Type/Storage	Undivided		/			
RT Channelized?						
Lanes					2	
Configuration					T	
Upstream Signal?		No			No	

Minor Street: Approach	Northbound			Southbound		
Movement	7	8	9	10	11	12
	L	T	R	L	T	R
Volume	113					
Peak Hour Factor, PHF	0.90					
Hourly Flow Rate, HFR	125					
Percent Heavy Vehicles	0					
Percent Grade (%)		0			0	
Flared Approach: Exists?/Storage			/			/
Lanes	1					
Configuration	L					

Delay, Queue Length, and Level of Service

Approach	EB	WB	Northbound			Southbound		
Movement	1	4	7	8	9	10	11	12
Lane Config			L					
v (vph)			125					
C(m) (vph)			759					
v/c			0.16					
95% queue length			0.59					
Control Delay			10.7					
LOS			B					
Approach Delay				10.7				
Approach LOS				B				

APPENDIX A

Hospital for Special Surgery Traffic Study

Soft-Site Information

MEMORANDUM

To: Joon Park, NYCDOT
From: Chunyuan Li
Date: January 8, 2008
Re: HSS DEIS/Traffic

This technical memorandum is prepared for the above referenced project regarding soft-site generated vehicular trips for the traffic study. As shown in the DEIS Chapter 16/Traffic and Parking, there are three soft-sites within a 1/2-mile radius area of the project site. The 3 soft-site locations are presented in attached figure.

The soft-site #1 (New York Presbyterian Hospital-Modification) is located between York Avenue and FDR Drive, and between East 68th and 70th Streets. The soft-site generated vehicular trips are below the CEQR threshold of 50 (see attached copy of the EAS).

The soft-site #2 (New York Presbyterian Hospital-Dormitory Building) is located on the southeast corner of 1st Avenue and East 72nd Street. This soft-site is an as-of-right development. NYC DCP has no further information.

The soft-site #3 (400 East 67th Street) is located on the southeast corner of 1st Avenue and East 67th Street. The development is a 125-unit apartment building which is below the CEQR threshold of 200.

The three soft-site locations are approximately 1,000 feet apart. The soft-site generated vehicular trips have been included in the background growth (0.5% annually) as shown in the DEIS Charter 16. It is unlikely that the 3 soft-sites would have significant accumulative effect on the traffic.

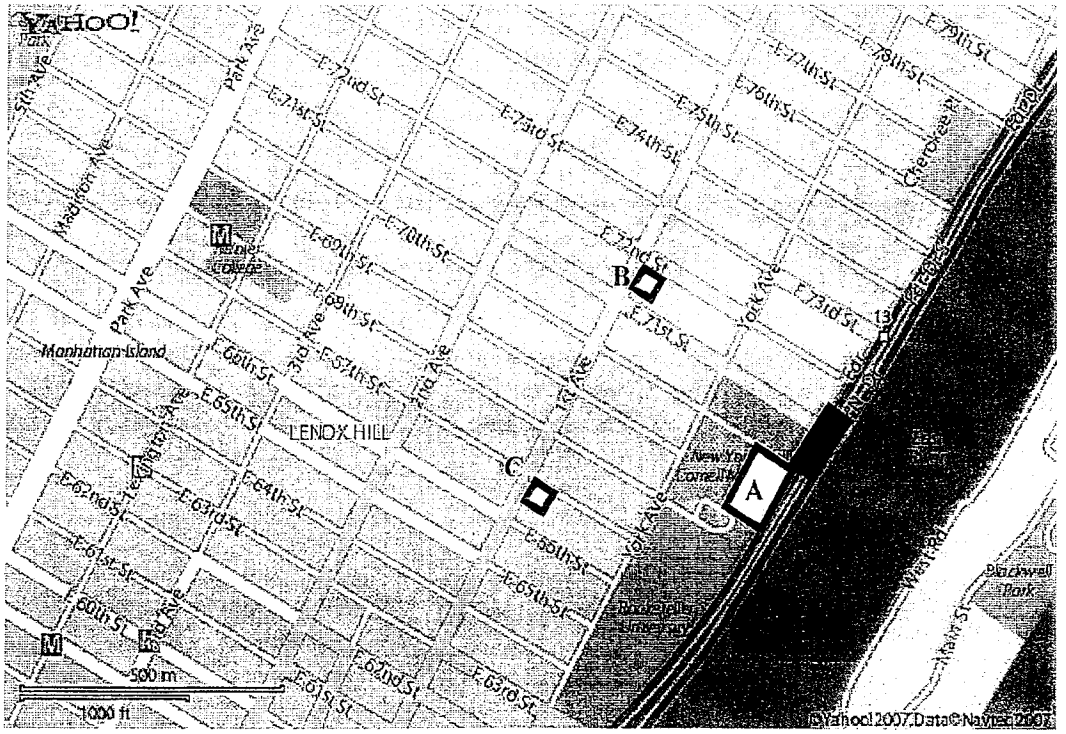

Soft-Site Locations:
A. New York Presbytarian Hospital-Modification Project
B. New York Presbytarian Hospital-As-of-Right Project
C. 400 East 67th Street Project

City Environmental Quality Review

ENVIRONMENTAL ASSESSMENT STATEMENT

PART I, GENERAL INFORMATION

Reference Numbers

1. 07DCP022M
CEQR REFERENCE NUMBER (TO BE ASSIGNED BY LEAD AGENCY)

BSA REFERENCE NO. IF APPLICABLE

M840900HZSM
ULURP REFERENCE NO. IF APPLICABLE

OTHER REFERENCE NO.(S) IF APPLICABLE
(E.G. LEGISALTIVE INTRO, CAPA, ETC.)

Lead Agency & Applicant Information
PROVIDE APPLICABLE INFORMATION

2a. Lead Agency	2b. Applicant Information
New York City Department of City Planning NAME OF LEAD AGENCY	New York Presbyterian Hospital NAME OF APPLICANT
Robert Dobruskin NAME OF LEAD AGENCY CONTACT PERSON	Robert S. Davis Bryan Cave LLP NAME OF APPLICANT'S REPRESENTATIVE OR CONTRACT PERSON
22 Reade Street 4E ADDRESS	1290 Avenue of the Americas ADDRESS
New York, New York 10007 CITY STATE ZIP	New York, New York 10104 CITY STATE ZIP
(212) 720-3423 (212) 720-3495 TELEPHONE FAX	(212) 541-2386 (212) 261-9862 TELEPHONE FAX
rdobrus@planning.nyc.gov EMAIL ADDRESS	rsdavis2@bryancave.com EMAIL ADDRESS

Action Description
SEE CEQR MANUAL SECTIONS 2A &2B

3a. NAME OF PROPOSAL SMART Building, Greenberg Pavilion, and Technology Building / Infill Development

3b. DESCRIBE THE ACTION(S) AND APPROVAL(S) BEING SOUGHT FROM OR UNDERTAKEN BY CITY (AND IF APPLICABLE, STATE AND FEDERAL AGENCIES) AND, BRIEFLY, DESCRIBE THE DEVELOPMENT OR PROJECT THAT WOULD RESULT FROM THE PROPOSED ACTIONS(S) AND APPROVAL(S):

The *Proposed Action* is a minor modification of the special permit (C 840900 ZSM) associated with the existing New York Presbyterian Hospital (NYPH) Large-Scale Community Facility Development (LSCFD) that would enable the utilization and redistribution of unused floor area and lot coverage that had been allocated by prior approvals to other buildings within the LSCFD. The modification would allow the otherwise as-of-right construction of: 1) a 34,871 g.s.f (18,219 z.s.f.), 4-story building (the "Technology Building") in an interior courtyard; 2) a 142,805 g.s.f. (102,184 z.s.f.), 13-story building (the "SMART (Site for Medically Advanced Research and Therapeutics) Building") in a courtyard fronting on East 70th Street, as well as a 3,982 g.s.f (3,982 z.s.f.) addition to the adjacent "N Building" to which the SMART Building would be connected; 3) a 44,512 g.s.f. (37,282 z.s.f.), 13th floor addition to the Greenberg Pavilion (the "Greenberg Pavilion Addition,"); and 4) a 25,702 g.s.f. (12,337 z.s.f.) addition to the "YY Building" (hereinafter collectively referred to as the *Proposed Project*). The total floor area of the Proposed Project is 251,872 g.s.f. (174,004 z.s.f.), of which 88,007 g.s.f. (56,981 z.s.f.) has already been approved but not used. The Proposed Action would require the Dormitory Authority of the State of New York's (DASNY's) authorization of the issuance of tax-exempt bonds, the proceeds of which will be used to finance the development and construction of the Proposed Project.

The developments that comprise the Proposed Project include two currently unimproved courtyard locations on the north and east side of the NYPH's Baker Building and additions to three existing buildings located within the LSCFD, which is generally bounded by York Avenue, East 71st Street, the East River, and former East 68th Street (see Figure EAS 1, Project Location Map). To facilitate the construction of these new projects, NYPH proposes to allocate, from the balance of the existing approved LSCFD floor area, a total of 163,865 g.s.f. (117,023 z.s.f.). The resulting total built floor area would be increased from 2,804,128 z.s.f. to 2,921,151 z.s.f., leaving 676,739 z.s.f. of allowable floor

while solid and medical waste volume will grow, facility constraints may result in generation over a lengthier period.

Solid waste generation from the 163,865 g.s.f. (117,023 z.s.f.) floor area not previously approved under M840900 (H)ZSM is approximately 62,200 lbs/week. Although this is greater than the 10,000 lb/week CEQR threshold for a detailed analysis, it will not result in significant adverse impacts since solid waste that does not require special handling would be removed, transported, and disposed by private carters, and would not represent an additional demand on the City municipal waste handling services.

The development would be constructed as part of an existing hospital facility, which has in-place procedures for collecting and disposing of materials used in medicine that require special handling. Specifically, Hazardous materials and chemical wastes are regulated under New York State Hazardous Waste Regulations (6 NYCRR Parts 370-374) and, depending on the type of waste, handled by a licensed waste transporter to a permitted disposal facility. Radioactive materials are handled in accordance with the NYC Health Code (Title IV, Article 175).

IMPACT CATEGORY N: ENERGY

The *CEQR Technical Manual* reserves detailed technical assessment of energy for actions that would affect transmission or generation of energy, or that may generate substantial indirect consumption of energy.

According to the *CEQR Technical Manual* the construction of new buildings would not require a detailed energy assessment, as they are subject to the New York State Energy Conservation Code, which is reflective of State and City energy policy. No further evaluation is therefore required and no significant adverse impacts are anticipated as a result of the Proposed Project.

IMPACT CATEGORY O: TRAFFIC AND PARKING

The *CEQR Technical Manual* establishes a screening technique to determine whether a detailed technical assessment of traffic and parking is required. The screening procedure utilizes a threshold projected peak hour trip generation of fifty vehicle trips as an indicator of whether additional analyses are needed.

A trip generation analysis was prepared for the project to determine the net additional vehicle trips that would be associated with the Proposed Action. This evaluation is provided in Attachment 4 to this EAS. The greatest volume of new vehicle trips would occur in the PM, where project-generated peak-hour vehicle trip generation would be 48, consisting of 30 autos and 18 taxis. Since this incremental increase would be below the 50-vehicle CEQR threshold, no significant adverse impacts are anticipated, and a detailed traffic evaluation is not required.

In the 1993 CPC Report (pages 9-10) and the FEIS for the New York Hospital Modernization Project (CEQR No. 91-010M) dated January 8, 1993 (pages 3.8-80 to 3.8-84), it was determined that a total of 13 intersections would require traffic mitigation. Nine of the affected intersections would be mitigated by adjusting the signal timing to redistribute one second of "green" time among the northbound/southbound and eastbound/westbound approaches. Three intersections would be mitigated by daylighting the intersection approach. Thirteen existing parking meters would also be eliminated to provide additional travel lanes. Finally, the westbound East 68th Street approach (i.e., the exit from the main hospital entrance) would require daylighting along the northerly curbside to provide additional capacity for the outbound traffic movement from the facility. Mitigation measures have been implemented (see Appendix 2).

ATTACHMENT 4

Traffic Study: Trip Generation Analysis

HCS2000: Signalized Intersections Release 4.1f

Analyst: C
Agency: Ethan C. Eldon Associates, Inc
Date: 4/10/2007
Period: Midday Peak
Project ID: Build Condition Midday Peak (1:00-2:00 PM)
E/W St: East 68th Street

Inter.: York Ave/E 68th St
Area Type: All other areas
Jurisd:
Year : 2010
N/S St: York Avenue

SIGNALIZED INTERSECTION SUMMARY

	Eastbound			Westbound			Northbound			Southbound		
	L	T	R	L	T	R	L	T	R	L	T	R
No. Lanes	0	2	0	1	0	1	0	2	0	0	2	0
LGConfig		LTR		L		R		TR			LT	
Volume	57	43	177	130		88		603	87	56	664	
Lane Width		10.0		10.0		10.0		10.0			10.0	
RTOR Vol			0			0			0			

Duration 0.25 Area Type: All other areas

Signal Operations

Phase Combination	1	2	3	4	5	6	7	8
EB Left	P				NB Left			
Thru	P				Thru	P		
Right	P				Right	P		
Peds	X				Peds	X		
WB Left	P				SB Left	P		
Thru					Thru	P		
Right	P				Right			
Peds	X				Peds	X		
NB Right					EB Right			
SB Right					WB Right			
Green	37.0					73.0		
Yellow	3.0					3.0		
All Red	2.0					2.0		

Cycle Length: 120.0 secs

Intersection Performance Summary

Appr/ Lane Grp	Lane Group Capacity	Adj Sat Flow Rate (s)	Ratios v/c	Ratios g/C	Lane Group Delay	Lane Group LOS	Approach Delay	Approach LOS
Eastbound								
LTR	796	2583	0.38	0.31	33.9	C	33.9	C
Westbound								
L	263	853	0.51	0.31	41.1	D		
							37.4	D
R	411	1334	0.22	0.31	32.1	C		
Northbound								
TR	1733	2849	0.41	0.61	7.5	A	7.5	A
Southbound								
LT	1520	2498	0.49	0.61	8.4	A	8.4	A

Intersection Delay = 15.3 (sec/veh) Intersection LOS = B

Introduction

The Proposed Action consists of the addition of the SMART and Technology Buildings as well as the construction of a 13th Floor to the Greenberg Building, designated as Greenberg Floor 12A. The construction of the SMART and Technology Buildings as well as the N building addition (181,658 gsf) would result in the relocations of several outpatient departments from existing hospital buildings into the newly constructed buildings. In addition, the space left vacant as a result of the relocation would accommodate the expansion of the departments remaining in their original locations. The end result of these relocations would be that the departments would be provided more space as well as being modernized to increase efficiency and therefore patient volumes. The Greenberg floor addition would result in the construction of 70,214 gsf to house additional inpatient beds and support staff offices.

The Proposed Action would relocate a portion of some of the clinical departments currently located in different sites on the New York-Presbyterian Weill Cornell Medical Center campus in the Technology and Smart Buildings, allow for the expansion of these departments into the vacated space and provide new beds in Greenberg Floor 12A. Absent the Proposed Action, the project sponsor would maintain these departments in their current locations. This attachment describes the characteristics of both the existing clinical departments (which are housed in existing hospital wings), the proposed building programs and Greenberg Floor 12A and then compares the results to criteria set forth in the 2001 *New York City Environmental Quality Review (CEQR) Technical Manual* to determine if the project would result in significant adverse traffic, parking, transit, or pedestrian impacts.

As described below, the number of person, vehicle, and transit trips associated with the Proposed Action would fall below the threshold for a detailed analysis in accordance with CEQR guidelines and therefore would not result in significant adverse impacts to traffic, parking, transit, or pedestrian conditions.

Trip Generation Assumptions

Based on the programmed space for the proposed SMART and Technology Buildings, it is anticipated that the new floor area would attract two patron groups: patients and visitors, as well as employees. Based on previously conducted trip making surveys, patients and visitors display similar trip making characteristics, while employees have their own distinct travel characteristics. The trip-making characteristics of patients/visitors and employees were assessed individually.

As a conservative estimate, the existing patient and employee volumes for the departments relocating to the SMART and Technology Buildings were determined based on existing hospital data. It should be noted that these existing patient and employee volumes included the entire department, some of which would be relocating to the SMART and Technology buildings, while other portions of the departments would expand to the vacated area or be housed in other buildings, including the N building. The

existing patient and employee volumes were compared against the projected future clinical patient and employee volumes. These patient volumes were based on detailed program summary information provided by New York-Presbyterian Hospital. Existing patient and employee volumes were determined to be 240 and 520 persons per weekday, respectively. Future patient and employee volumes, also determined from the program summary, were estimated to be 353 and 693, respectively per weekday. In addition, the number of existing and future visitors was determined. Based on information regarding outpatient visitors gathered from a survey conducted in conjunction with the Final EIS for the New York Hospital Program and Facility Development Plan (January 8, 1993) it was concluded that outpatients received 1 visitor per day.

A summary of existing and future patient/visitor and employee volumes is shown in Table J-1. This table shows the existing number of patients and employees in the programs that have a portion of the department moving to the SMART and Technology Buildings. These volumes also include patients, visitors and employees currently in the hospital but expanding to the available space being created by the SMART and Technology relocations. Future patient and employee numbers are based on the Proposed Action's building program and expected patient and employee growth rate.

Table J-1
SMART-Technology Programs Existing and Future Patient and Visitor Volumes

	Patients/Visitors		Employees
	Patients	Visitors	
Existing	240[1]	240[2]	520[1]
Future	353[3]	353[2]	693[3]
Increment	226		173

Sources: 1– New York-Presbyterian Hospital SMART and Technology Building Departmental Program Summary
2 – New York Hospital FEIS (January 8, 1993), CEQR No.91-010M (1 visitor per outpatient)
3 – New York-Presbyterian Hospital SMART and Technology Building Departmental Program Projections

The trip making characteristics for patients, visitors and employees are based on information presented in the Weill College of Medicine Ambulatory Care Building (referred to as the York Building) EAS, December 13, 2002. This EAS analyzed the impacts of a 13-story medical facility located at York Avenue and 70th Street. The York Building EAS was used because of the similarities between the York Avenue facility and the proposed SMART and Technology Buildings: both are clinics serving similar patient populations and both are located on 70th Street on the East Side of Manhattan.

The data from the York Building EAS were applied to these incremental patient, visitor, and employee volumes. Tables J-2 through J-4 outline the temporal distribution, modal split and vehicular occupancy that were derived from surveys of employees and patients of Weill Cornell and utilized in the York Building EAS. The York Building EAS assumed that patients, visitors and employees all made two trips per day.

Table J-2
York Building Temporal Distribution

Hour Starting	Patients/Visitors		Employees	
	Arrive	Depart	Arrive	Depart
7:00 AM	0.2%	0.0%	19.0%	0.0%
8:00 AM	1.4%	0.1%	43.0%	0.0%
9:00 AM	6.8%	0.8%	31.0%	0.0%
10:00 AM	13.0%	4.1%	7.0%	0.0%
11:00 AM	13.8%	9.9%	0.0%	0.0%
12:00 PM	10.7%	13.4%	0.0%	1.0%
1:00 PM	9.1%	12.3%	0.0%	0.0%
2:00 PM	11.9%	9.9%	0.0%	2.0%
3:00 PM	11.6%	10.5%	0.0%	4.0%
4:00 PM	11.5%	11.7%	0.0%	17.0%
5:00 PM	6.8%	11.5%	0.0%	46.0%
6:00 PM	1.8%	9.2%	0.0%	21.0%

Source: *WMC York Avenue Ambulatory Care Building EAS*

Table J-3
York Building Modal Split

	Patients/Visitors	Employees
Auto	29.1%	18.6%
Medivan	2.5%	0.0%
Taxi	22.7%	2.1%
Subway	20.2%	44.7%
City Bus	14.2%	19.7%
Walk	11.3%	14.9%

Source: *WMC York Avenue Ambulatory Care Building EAS*

Table J-4
York Building Vehicle Occupancy

	Patients/Visitors	Employees
Auto	2.07	1.31
Medivan	2.07	N/A
Taxi	2.07	1.31

Source: *WMC York Avenue Ambulatory Care Building EAS*

The proposed Greenberg Floor 12A is included in the Proposed Action, but represents a completely separate program from the SMART and Technology buildings. The new floor would house inpatient rooms and hold 54 beds. Thirteen of these beds are currently in the Greenberg building and are being relocated, resulting in a total of 41 new beds. To be conservative, it was assumed that each of these beds would be occupied by 1 patient per day. The number of visitors for inpatients differs from the number for outpatients, due to the length of stay and use of private rooms. Based on information from the

hospital, which provides two visitor sessions per day, with 2 people typically attending, it was determined that 4 visitors per patient would be generated.

The number of employees was determined based on the patient/visitor to employee ratio stated in the York Avenue EAS, which was determined from the actual patient/visitor to employee ratio in that facility. The York Avenue EAS data was used as opposed to the SMART/Technology ratios due to the differences in uses of the facilities. An employee/patient ratio for the research and diagnostic intensive uses of the SMART/Technology buildings would be more significant than the typical hospital use of inpatient beds in Greenberg 12A. The ratio from the York Avenue EAS equated to approximately 3 patients/visitors per employee. Table J-5 below, shows a summary of the new patient, visitor and employee volumes.

Table J-5
Greenberg 12A Future Patient, Visitor and Employee Volumes

	Patients/Visitors		Employees
	Patients	Visitors	
Proposed	41[1]	164[2]	73[3]

Sources: 1 – Based on the proposed number of new beds
2 – Based on information from the NYPH and the number of sessions per day (4 visitors per inpatient)
3 – *WMC York Avenue Ambulatory Care Building EAS Patient/Visitors to Staff Ratio*

The same assumptions used for the SMART and Technology programs, including generation rates, modal splits, temporal splits, and auto occupancies, were used for the trip generation for the Greenberg Building Floor 12A addition.

TRIP GENERATION RESULTS

The trip generation analysis considered the 12-hour period from 7 am to 7 pm. The morning peak would be from 9 am to 10 am, the midday peak from 12 pm to 1 pm, and the evening peak from 5 pm to 6 pm. The evening peak hour would also be the period during which the greatest number of trips would enter and exit the proposed building.

Incremental Clinical Service Volumes

The incremental number of clinical patients, visitors and employees were applied to the data in Tables J-2 through J-4. The number of new employees projected to be generated as a result of the SMART and Technology Building programs is 173. The projected increase in patients and visitors as a result of the SMART and Technology Buildings is 226. The total number of incremental person and vehicle trips calculated for NYPH clinical services is shown in Tables J-6 and J-7.

Table J-6
Incremental Peak Hour Person Trips

		Auto		Medivan		Taxi		Subway		Bus		Walk		Total		
Peak Hour	User Group	In	Out	In	Out	In	Out	In	Out	In	Out	In	Out	In	Out	Total
AM	Patients	4	1	0	0	3	0	3	0	2	0	2	0	14	1	69
	Employees	10	0	0	0	1	0	24	0	11	0	8	0	54	0	
MD	Patients	7	9	1	1	5	7	5	6	3	4	3	3	24	30	55
	Employees	0	0	0	0	0	0	0	1	0	0	0	0	0	1	
PM	Patients	4	8	0	1	3	6	3	5	2	4	2	3	14	27	122
	Employees	0	15	0	0	0	2	0	36	0	16	0	12	0	81	

Table J-7
Incremental Peak Hour Vehicle Trips

		Auto				Medivan		Taxi		Total		Overall Total		
Peak Hour	User Group	In (P)	Out (P)	In (D)	Out (D)	In	Out	In	Out	In	Out	In	Out	Total
AM	Patients	2	1	0	0	0	0	2	2	4	3	13	4	17
	Employees	8	0	0	0	0	0	1	1	9	1			
MD	Patients	3	4	1	1	0	0	3	3	7	8	7	8	15
	Employees	0	0	0	0	0	0	0	0	0	0			
PM	Patients	2	3	1	1	0	0	3	3	6	7	8	20	28
	Employees	0	11	0	0	0	0	2	2	2	13			

Note: (P) is vehicles that park. (D) is vehicles that pick up/drop off.

Auto trips have been separated between people who drive to the site and park (P) versus people who are dropped off (D). This is important since parking constitutes only one trip during the hour of arrival. A drop-off constitutes two trips since the vehicle comes to the site and leaves immediately after the drop-off (one trip to the site and one trip away during the same one hour). Medivans (or ambulettes) operate in the same manner since they do not wait for a patient.

Taxi trips are calculated in the same manner as a vehicle drop-off with one exception. A private vehicle dropping off at the site will leave immediately after the drop-off. However, it is likely that some taxis will pick-up other fares that would have been in the area regardless of the project. As a result, half of the taxi trips leaving the site are credited as having occurred regardless of the project and do not count toward additional trips.

Based on discussions with NYPH, no additional truck trips are expected to be generated by the proposed action. All existing truck trips would be able to service the new buildings

As shown in Table J-7, the most critical hour of analysis is during the PM peak hour, with 122 person trips generated, which equates to 28 vehicle trips generated.

During the evening peak hour, there would be a total increment of 39 person trips by vehicle, 44 subway trips, 22 bus trips, and 17 walk-only trips. The 39 person trips by vehicle equates to a total of 28 incremental vehicle trips. Of these, 18 would be by auto, 10 by taxi, and 0 by medivan. There would be no increase in truck trips during this hour.

Greenberg Floor 12A

Tables J-8 and J-9 show the incremental trips generated by the additional 41 beds proposed in Greenberg Floor 12A. Based on a review of the SMART and Technology Building, the PM peak hour will be the most critical time period of analysis. The

proposed Greenberg Floor 12A is expected to generate a peak total of 72 person trips (14 in and 58 out) during the PM peak hour.

Table J-8
Incremental Increase in Person Trips

		Auto		Medivan		Taxi		Subway		Bus		Walk		Total		
Peak Hour	User Group	In	Out	In	Out	In	Out	In	Out	In	Out	In	Out	In	Out	Total
AM	Patients	4	0	0	0	3	0	3	0	2	0	2	0	14	0	35
	Employees	4	0	0	0	0	0	10	0	4	0	3	0	21	0	
MD	Patients	6	6	1	1	5	6	4	6	3	4	2	3	21	28	49
	Employees	0	0	0	0	0	0	0	0	0	0	0	0	0	0	
PM	Patients	4	7	0	1	3	5	3	5	2	3	2	3	14	24	72
	Employees	0	6	0	0	0	1	0	15	0	7	0	5	0	34	

Table J-9
Incremental Increase in Vehicle Trips

		Auto				Medivan		Taxi		Total		Overall Total		
Peak Hour	User Group	In (P)	Out (P)	In (D)	Out (D)	In	Out	In	Out	In	Out	In	Out	Total
AM	Patients	2	0	0	0	0	0	2	2	4	2	7	2	9
	Employees	3	0	0	0	0	0	0	0	3	0			
MD	Patients	2	3	1	1	0	0	3	3	6	7	6	7	13
	Employees	0	0	0	0	0	0	0	0	0	0			
PM	Patients	2	3	1	1	0	0	3	3	6	7	7	13	20
	Employees	0	5	0	0	0	0	1	1	1	6			

Note: (P) is vehicles that park (D) is vehicles that pick up/drop off

During the PM peak hour, the Greenberg Floor 12A is expected to generate 27 person-trips by vehicle, 23 subway trips, 12 bus trips and 10 walk-only trips. The 27 person-trips by vehicle generate 20 vehicle trips. These 20 vehicles trips include 12 auto trips, 0 medivan trips and 8 taxi trips.

Total Proposed Action (SMART, Technology and Greenberg Floor 12A)

Table J-10 shows the total incremental person-trips developed with the addition of the SMART and Technology Buildings as well as additional beds associated with the Greenberg Floor 12A. Table J-11 shows the total incremental vehicles trips generated as a result of the entire proposed action. It is also shown in Table J-11 that the peak traffic generated occurs during the PM peak hour. A total of 48 vehicle trips are generated during this period, with 15 arriving and 33 departing.

Table J-10
Total Incremental Increase in Person Trips

		Auto		Medivan		Taxi		Subway		Bus		Walk		Total		
Peak Hour	User Group	In	Out	In	Out	In	Out	In	Out	In	Out	In	Out	In	Out	Total
AM	Patients	8	1	0	0	6	0	6	0	4	0	4	0	28	1	104
	Employees	14	0	0	0	1	0	34	0	15	0	11	0	75	0	
MD	Patients	13	17	2	2	10	13	9	12	6	8	5	6	45	58	104
	Employees	0	0	0	0	0	0	0	1	0	0	0	0	0	1	
PM	Patients	8	15	0	2	6	11	6	10	4	7	4	6	28	51	194
	Employees	0	21	0	0	0	3	0	51	0	23	0	17	0	115	

Table J-11
Total Incremental Increase in Vehicle Trips

		Auto				Medivan		Taxi		Total		Overall Total		
Peak Hour	User Group	In (P)	Out (P)	In (D)	Out (D)	In	Out	In	Out	In	Out	In	Out	Total
AM	Patients	4	1	0	0	0	0	4	4	8	5	20	6	26
	Employees	11	0	0	0	0	0	1	1	12	1			
MD	Patients	5	7	2	2	0	0	6	6	13	15	13	15	28
	Employees	0	0	0	0	0	0	0	0	0	0			
PM	Patients	4	6	2	2	0	0	6	6	12	14	15	33	48
	Employees	0	16	0	0	0	0	3	3	3	19			

Note: (P) is vehicles that park (D) is vehicles that pick up/drop off

APPENDIX A

Hospital for Special Surgery Traffic Study

Survey Data

CEQR SCREENING ANALYSIS

The *CEQR Technical Manual* provides screening criteria to determine if detailed traffic, parking, transit, and pedestrian analyses are necessary. These criteria compare the estimated trips generated by a Proposed Action to accepted impact thresholds. Typically, projects that fall below these thresholds are considered unlikely to result in significant adverse transportation impacts.

The screening analysis considers the incremental increase in trips from the proposed building as compared to the existing buildings on the New York Hospital campus.

Traffic

The *CEQR Technical Manual* specifies that a detailed analysis of a project's potential impacts to the operation of nearby streets and intersections is typically warranted if an action would generate more than 50 peak hour vehicle trips. As shown in Table J-11, the maximum incremental increase in project-generated trips during a peak hour would be 48 vehicles between 5 pm and 6 pm. Since this volume is below the CEQR threshold, no further analysis is required, and the project would not result in significant adverse traffic impacts.



Conducted on September 28, 2006

Survey Conducted on November 9, 2006

Street Name	Side of Block	Capacity	Avalable Space	
			8am-9am	12pm-2pm
East 74th Street between 2nd and 1st Avenue	North Side	23	20**	0
	South side	29	0	0
East 74th Street between 1st and York Avenue	North Side	24	23**	0
	South side	26	0	1
East 74th Street between York Ave and FDR	South side	9	0	0
East 73rd Street between 2nd and 1st ave	North Side	23	8**	0
	South side	29	0	0
East 73rd Street between 1st and York Avenue	North Side	24	4	1
	South side	31	0	0
East 72nd Street between 2nd and 1st Avenue	North Side	20	3	0
	South side	28	0	0
East 72nd Street between 1st and York Avenue	North Side	24	10	0
	South side	17	0	0
East 71st Street between 2nd and 1st Avenue	North Side	31	1	0
	South side	30	1	0
East 71st Street between 1st and York Avenue	North Side	14	0	1
	South side	23	0	0
East 70th Street between 2nd and 1st Avenue	North Side	22	0	0
	South side	32	0	0
East 69th Street between 2nd and 1st Avenue	North Side	30	0	0
	South side	34	0	0
East 69th Street between 1st and York Avenue	North Side	5	1	0
	South side	17	0	0
East 68th Street between 1st and York Avenue	North Side	6 meters	2	0
East 67th Street between 2nd and 1st Avenue	South side	27	0	0
Second Avenue between 67th and 68th Street	West Side	8 meters	5	0
	East Side	2 meters	1	1
First Avenue between 68th and 69th Street	West Side	7 meters	All *	0
	East Side	6 meters	All *	0
First Avenue between 69th and 70th street	West Side	7 meters	All *	0
	East Side	9 meters	All *	2
First Avenue between 70th and 71st Street	West Side	7 meters	All *	0
	East Side	4 meters	All *	0
First Avenue between 71st and 72nd Street	West Side	7 meters	All *	2
First Avenue between 72nd and 73rd Street	West Side	7 meters	1	0
	East Side	2 meters	1	1
First Avenue between 73rd and 74th Street	West Side	8 meters	0	0
	East Side	6 meters	2	1
York Avenue between 66th and 68th street	East Side	5 meters	0	0
York Avenue between 70th and 71st Street	West Side	9 meters	0	1
York Avenue between 71st and 72nd Street	West Side	3	0	0
	East Side	8 meters	0	0
York Avenue between 72nd and 73rd Street	West Side	6 meters	0	0
	East Side	4 meters	0	0
York Avenue between 73rd and 74th Street	West Side	2	0	0
	East Side	7 meters	0	0
	TOTAL	697	130	11

* All spaces were available since meter parkign is not allowed until after 10am

** The large number of available spaces is due to the alternate side parking regulation (No Parking 9-10:30am).

All readings were taken from 8am-9am and 12-1:15pm

Off-Street Parking Survey

Date of Survey 5/1/2007

Project HSS

No	Street address	Liscense No.	Capacity	Occupied Rate, %		
				AM	Midday	PM
1	300 E 75th St	10704383	177	80%	80%	85%
2	319-345 E 74th St	1024898	57	75%	80%	80%
3	401 E 74th St	887267	61	80%	85%	85%
4	340 E 74th St	1126177	38	80%	85%	85%
5	1377-1391 York Ave	1070442	150	75%	75%	80%
6	300 E 74th St	1076826	94	80%	85%	85%
7	315 E 72nd St	469761	60	75%	80%	90%
8	1353-1367 York Ave	1070441	235	70%	75%	70%
9	524 E 73rd St	1147301	320	75%	80%	75%
10	501-525 E 72nd St	1097603	146	75%	75%	80%
11	355 E 72nd st	913723	31	90%	90%	95%
12	420 E 72nd St	367879	64	90%	95%	90%
13	515 E 72nd St	813280	130	85%	80%	80%
14	355-361 E 71st St	888159	268	75%	80%	75%
15	422 E 72nd St	897040	77	70%	80%	85%
16	517 E 71st St	1152232	50	75%	80%	95%
17	300 E 71st St	367503	57	80%	80%	60%
18	400 E 71st St	913926	180	75%	75%	70%
19	4260E 71st St	369314	174	70%	85%	80%
20	309-319 E 70th St	367154	49	75%	75%	80%
21	302-312 E 70th St	976027	44	95%	100%	100%
22	330 E 70th St	957148	25	70%	75%	60%
23	400 E 70th St	806790	56	85%	85%	90%
24	301 E 69th St	918066	40	90%	90%	95%
25	1285 York Ave	957484	77	80%	90%	85%

AM: 8-9 AM, Midday: 12-2 PM PM: 4-6 PM

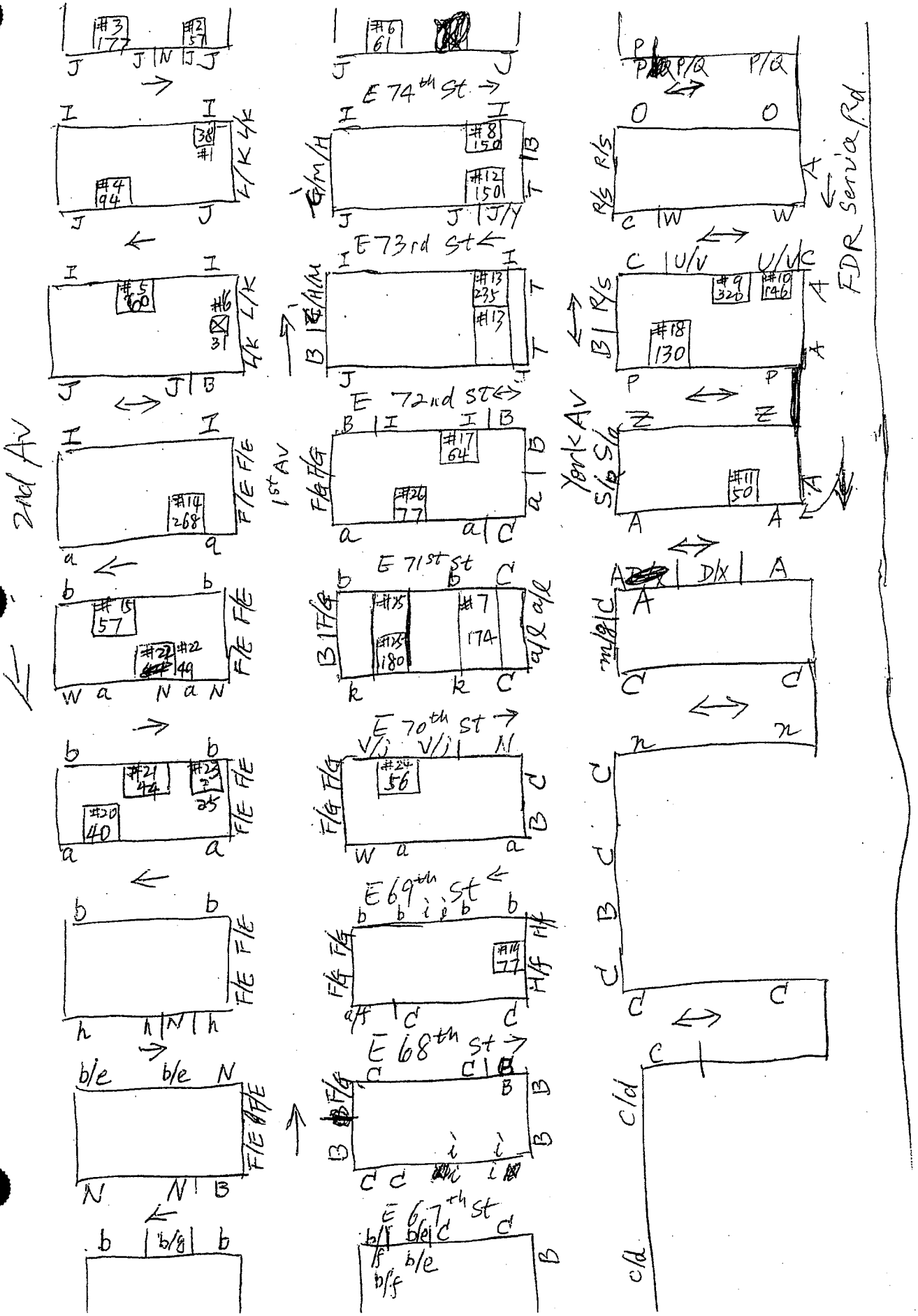
E 74th St
E 73rd St
E 72nd St
E 71st St
E 70th St
E 69th St
E 68th St
E 67th St
2nd Av
1st Av
York Av
FDR Service Rd

A: No stopping

B. Bus Stop

C No Standing anytime

D No Standing 7-10AM 4-7PM Mon-Fri

E No Parking 7-10AM 4-7PM Mon-Fri

F. 1-hr Parking 10AM-4PM Mon-Fri. 9AM-7PM Sat & Sun

G No Stopping 7AM-10AM 4-7PM Mon-Fri

H No P 8:30-9AM Mon Tue Thurs Fri

I No P 9-10:30 AM Tue & Fri

J No P 9-10:30 AM Mon & Thurs

K No P ~~8:00-9AM~~ 8:00-8:30AM & Sun

L 1-hr P 8:30AM-7PM & Sun

M 1-hr P 9-4PM Mon-Fri 9AM-7PM Sat & Sun

N No P anytime

O No P 2AM-6AM Tue Thur & Sat

P No S. & T & UnL 8AM-6PM Mon-Fri

Q No P 2AM-6AM Mon Wed & Fri

R 1-hr 8AM-7PM & Sun

S No P 7:30-8:00AM & Sun

T No P 8:00-8:30 Mon & Thurs

U No S 7-10AM Mon-Fri

V No S & TL & UnL 10AM-7PM Mon-Fri

W No P 8-6PM Mon-Fri

X No S & TL & UnL 10-4PM Mon-Fri

Y No S & TL & UnL 8AM-5PM Tue & Fri

a No P 11-12:30PM Mon & Thurs

b No P 11-12:30 PM Tue & Fri

~~No S & TL & UnL~~ Mon-Fri

#1 340 E 74th St
Lic# 1126177 Cap: 38

#2 319-345 E 74th St
Lic# 1024898 cap: 57

#3 300 E 75th St
Lic# 10704383 Cap 177

#4 300 E 74th St.
Lic: 1076826 Cap = 94

#5 ~~Cannot find sign~~
Lic 515 E 72nd st
469761 Cap 60

#6 74th St Parking LLC
401 E 74th St
Lic 887267 Cap = 61

#7 ~~4260~~ E 74 ~~St~~ st
Lic ~~369314~~ Cap ~~46~~ 174

*#8 1377-1391 York Av
Lic 1070442 Cap 150

#9 524 E 73rd st
Lic 1147301 cap 320

#10 501-525 E 72nd st
Lic 1097603 cap 146

#11 MPG 72nd St LLC
517 E 71st St
Lic 1152232 cap 50

* #12 1377 York Av
Lic: 1070442 Cap 150

#13 1353-1367 York Ave
Lic 1070441 Cap = 235

#14 355-361 E 71st St
Lic 888159 Cap 268

#15 300 E 71st St
Lic 367503 Cap 57

#16 355 E 72nd st
Lic 0913723 Cap 81

c 1-hr 8AM-10PM ~~Sa~~ Sun

d NoP 7:30-8:00AM Mon Tue. Thur & Fri

e NoP 7-4PM school days

f 1-hr P. 9AM-10PM ~~Sa~~ Sun

g NoS anytime e Authorized Veh

h NoP 7-7PM e Sun

i NoS ~~4-7PM Mon-Fri~~

j NoS 8AM-10PM Mon-Fri

k NoS 8-7PM Mon-Fri
eTL & UnL

l 1-hr P 9-7PM ~~Sa~~ Sun

m NoS e Taxi 7-10AM Mon-Fri

~~n NoS e Authoriz~~

n Cornell Loading zone

o 1-hr 8-7PM ~~Sa~~ Sun

#17, 420 E 72nd St
Lic ~~367874~~ 367879 cap 64

#18 515 E 72nd St
Lic813280 Cap 130

#19 1285 York AV
Lic 957484 Cap 77

#20 301 E 69th st
Lic 918066 cap 40

#21 302-312 E70th st
Lic976027 cap ~~44~~ 44

#22 309-319 E70th st
Lic 367154 cap 49

#23 330 E70th st
Lic ~~915~~ 957148 cap ~~85~~

#24 400 E70th st Lic 806790
Cap 56

#25 400 E 71st st
Lic0913926 cap 180

#26 422 E 72nd st
Lic 897040 cap 77

APPENDIX A

Hospital for Special Surgery Traffic Study

Official Signal Timing Data

New York City Department of Transportation
40 Worth Street, New York, New York 10013
Iris Weinshall, Commissioner

Operations Division
34-02 Queens Boulevard
Long Island City, New York 11101
Tel: (718) 786-2218 Fax: (718) 472-9312

TRANSMITTAL SHEET — FAX

PRIORITY: [ ] URGENT: [ ] NORMAL: [X]

TO:	Chunyuan Li PhD. P.E
COMPANY/DEPT.:	ETHAN C. ELDON ASSOCIATES, INC
FAX:	212 - 967 - 2747
DATE:	3-28-07
PAGE (Including transmittal sheet)	11 Pages
FROM:	Danny Nguyen NYC-DEPARTMENT OF TRANSPORTATION OPERATION DIVISION, SIGNAL TIMING
REFERENCE:	F.Y.I. Danny Nguyen
REMARKS:	

IF YOU DO NOT RECEIVE ALL THE PAGES, PLEASE CALL AS SOON AS POSSIBLE.

OFFICE TELEPHONE NUMBER: (718) 786 - 2252
FAX MACHINE NUMBER: (718) 937 - 6807

INTERSECTION: 1 AVE @ E. 72 ST

PHASE A: 1 AVE

PHASE B: E 72 ST

PHASE C:

PHASE D:

TIME	PHASE	GREEN PERIOD	AMBER PERIOD	ALL RED PERIOD	OFFSET	CYCLE
24 Hours Operation	Phase A	45	3	2	8	90
	Phase B	35	3	2		
	Phase C					
	Phase D					

*Timing Listed in Seconds

INTERSECTION: 1 AVE @ E. 71 ST

PHASE A: 1 AVE

PHASE B: E. 71 ST

PHASE C:

PHASE D:

TIME	PHASE	GREEN PERIOD	AMBER PERIOD	ALL RED PERIOD	OFFSET	CYCLE
24 Hours Operation	Phase A	49	3	2	1	90
	Phase B	31	3	2		
	Phase C					
	Phase D					

*Timing Listed in Seconds

INTERSECTION: 1 AVE @ E. 70 ST

PHASE A: 1 AVE

PHASE B: E. 70 ST

PHASE C: _____

PHASE D: _____

TIME	PHASE	GREEN PERIOD	AMBER PERIOD	ALL RED PERIOD	OFFSET	CYCLE
24 Hours Operation	Phase A	49	3	2	85	90
	Phase B	31	3	2		
	Phase C					
	Phase D					

*Timing Listed in Seconds

INTERSECTION: _____

PHASE A: _____

PHASE B: _____

PHASE C: _____

PHASE D: _____

TIME	PHASE	GREEN PERIOD	AMBER PERIOD	ALL RED PERIOD	OFFSET	CYCLE
24 Hours Operation	Phase A					
	Phase B					
	Phase C					
	Phase D					

*Timing Listed in Seconds

	1	2	3	4	5	6	7	8	9	10	11	12
	R	R	R	R	R	DW	DW					
	A	A	A	A	A	WK	WK					
	G	G	G	G	G							
		A		G								
		G										
PHASE A	G	G	G	G	R	WK	DW					
SPARE	G	G	G	G	R	WK	DW					
PED CL	G	G	G	G	R	FLDW	DW					
VEH CL	A	A	G	G	R	DW	DW					
VEH CL	R	R	G	G	R	DW	DW					
PHASE B	R	R	G	G/G	R	DW	DW					
SPARE	R	R	G	G/G	R	DW	DW					
VEH CL	R	R	A	A	R	DW	DW					
VEH CL	R	R	R	R	R	DW	DW					
PHASE C	R	R/G	R	R	G	DW	WK					
SPARE	R	R/G	R	R	G	DW	WK					
PED CL	R	R/G	R	R	G	DW	FLDW					
VEH CL	R	R/A	R	R	A	DW	FLDW					
VEH CL	R	R	R	R	R	DW	FLDW					
PHASE D	R	R	R	R	R	WK	FLDW					
PED CL	R	R	R	R	R	WK	DW					

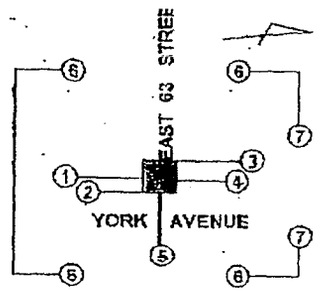

7:00 – 11:00 MON. – FRI.	A.O.T		
120 SEC CYCLE	**120** SEC CYCLE	SEC CYCLE	
5	**5**		
24	**30**		
9	**9**		
3	**3**		
2	**2**		
16	**14**		
2	**2**		
3	**3**		
2	**2**		
32	**28**		
2	**2**		
5	**5**		
3	**3**		
2	**2**		
5	**5**		
5	**5**		
OFFSET: **0**	**0**		

DATE	BY	REVISIONS

NOTES: **NON - ACTUATED**

ASTC – 12 Type Controller

All G & WK monitors are setup according To the L/S number

CABINET ADDRESS: 056A

CITY OF NEW YORK
BUREAU OF TRAFFIC OPERATIONS
34-02 Queens Blvd, Long Island City, NY 11101

YORK AVENUE @ EAST 63 STREET

Prep. D.NGUYEN Date 02-14-07
Appr. _____ Date _____

Dwg No. LB-

	1	2	3	4	5	6	7	8	9	10	11	12
	R	DW										
	A	WK										
	G											
PHASE A	G	DW										
SPARE	G	DW										
PED CL	G	DW										
VEH CL	A	DW										
VEH CL	R	DW										
PHASE B	R	WK										
SPARE	R	WK										
SPARE	R	WK										
PED CL	R	FLDW										
PED CL	R	DW										
VEH CL	R	DW										
VEH CL	R	DW										

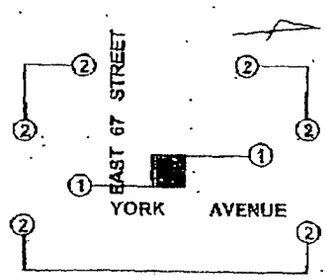

7:00 – 11:00 MON. – FRI.	A.O.T		
120 SEC CYCLE	120 SEC CYCLE	SEC CYCLE	
5	5		
59	59		
9	9		
3	3		
2	2		
20	20		
2	2		
2	2		
11	11		
2	2		
3	3		
2	2		
OFFSET			
0	0		

DATE	BY	REVISIONS

NOTES: NON - ACTUATED

ASTC – 6 Type Controller

"All WALK in ØB"

All G & WK monitors are setup according To the L/S number

CABINET ADDRESS: 0572

CITY OF NEW YORK
BUREAU OF TRAFFIC OPERATIONS
34-02 Queens Blvd, Long Island City, NY 11101

YORK AVENUE @ EAST 67 STREET

Prep. D.NGUYEN Date 12-15-06
Appr. _____ Date _____

Dwg No.
LB-

	1	2	3	4	5	6	7	8	9	10	11	12
	R	R	DW	DW								
	A	A	WK	WK								
	G	G										
PHASE A	G	R	WK	DW								
SPARE	G	R	WK	DW								
PED CL	G	R	FLDW	DW								
VEH CL	A	R	DW	DW								
VEH CL	R	R	DW	DW								
PHASE B	R	G	DW	WK								
SPARE	R	G	DW	WK								
SPARE	R	G	DW	WK								
PED CL	R	G	DW	FLDW								
PED CL	R	G	DW	DW								
VEH CL	R	A	DW	DW								
VEH CL	R	R	DW	DW								

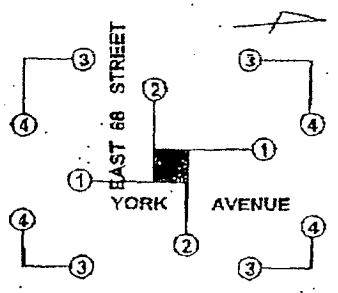

7:00 – 11:00 MON. – FRI.	A.O.T		
120 SEC CYCLE	**120** SEC CYCLE	SEC CYCLE	
5	5		
59	59		
9	9		
3	3		
2	2		
20	20		
2	2		
2	2		
11	11		
2	2		
3	3		
2	2		
OFFSET			
0	0		

DATE	BY	REVISIONS

NOTES: **NON - ACTUATED**

ASTC – 5 Type Controller

All G & WK monitors are setup according To the L/S number

CABINET ADDRESS: 0574

CITY OF NEW YORK
BUREAU OF TRAFFIC OPERATIONS
34-02 Queens Blvd, Long Island City, NY 11101

YORK AVENUE @ EAST 68 STREET

Prep. D.NGUYEN Date 12-15-06
Appr. _____ Date _____

Dwg No.
LB-

		1	2	3	4	5	6	7	8	9	10	11	12	7:00 – 11:00 MON. – FRI.	A.O.T		
		R	DW														
		A	WK														
		G												**120** SEC CYCLE	**120** SEC CYCLE	SEC CYCLE	
PHASE A	G	DW												**5**	**5**		
SPARE	G	DW												**59**	**59**		
PED CL	G	DW												**9**	**9**		
VEH CL	A	DW												**3**	**3**		
VEH CL	R	DW												**2**	**2**		
PHASE B	R	WK												**20**	**20**		
SPARE	R	WK												**2**	**2**		
SPARE	R	WK												**2**	**2**		
PED CL	R	FLDW												**11**	**11**		
PED CL	R	DW												**2**	**2**		
VEH CL	R	DW												**3**	**3**		
VEH CL	R	DW												**2**	**2**		
														OFFSET			
														0	**0**		

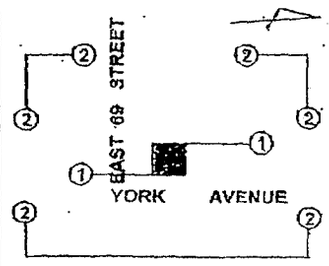

DATE	BY	REVISIONS

NOTES: **NON - ACTUATED**

ASTC – 6 Type Controller

"All WALK in ØB"

All G & WK monitors are setup according To the L/S number

CABINET ADDRESS: 0576

CITY OF NEW YORK
BUREAU OF TRAFFIC OPERATIONS
34-02 Queens Blvd, Long Island City, NY 11101

YORK AVENUE @ EAST 69 STREET

Prep. D.NGUYEN Date 12-15-06
Appr. _____ Date _____

Dwg No. LB-

	1	2	3	4	5	6	7	8	9	10	11	12
	R	R	DW	DW								
	A	A	WK	WK								
	G	G										
PHASE A	G	R	WK	DW								
SPARE	G	R	WK	DW								
PED CL	G	R	FLDW	DW								
VEH CL	A	R	DW	DW								
VEH CL	R	R	DW	DW								
PHASE B	R	G	DW	WK								
SPARE	R	G	DW	WK								
SPARE	R	G	DW	WK								
PED CL	R	G	DW	FLDW								
PED CL	R	G	DW	DW								
VEH CL	R	A	DW	DW								
VEH CL	R	R	DW	DW								

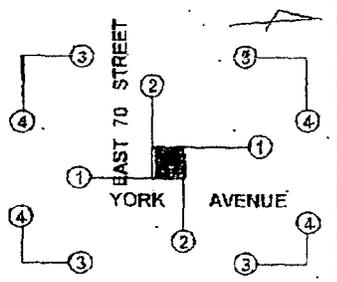

7:00 – 11:00 MON. – FRI.	A.O.T		
120 SEC CYCLE	120 SEC CYCLE	SEC CYCLE	
5	5		
53	53		
9	9		
3	3		
2	2		
26	26		
2	2		
2	2		
11	11		
2	2		
3	3		
2	2		
OFFSET			
0	0		

DATE	BY	REVISIONS

NOTES: NON - ACTUATED

ASTC – 6 Type Controller

All G & WK monitors are setup according To the L/S number

CABINET ADDRESS: 0578

CITY OF NEW YORK
BUREAU OF TRAFFIC OPERATIONS
34-02 Queens Blvd, Long Island City, NY 11101

YORK AVENUE @ EAST 70 STREET

Prep. D.NGUYEN Date 12-15-06
Appr. _____ Date _____

Dwg No. LB-

	1	2	3	4	5	6	7	8	9	10	11	12
	R	R	DW	DW								
	A	A	WK	WK								
	G	G										
PHASE A	G	R	WK	DW								
SPARE	G	R	WK	DW								
PED CL	G	R	FLDW	DW								
VEH CL	A	R	DW	DW								
VEH CL	R	R	DW	DW								
PHASE B	R	G	DW	WK								
SPARE	R	G	DW	WK								
SPARE	R	G	DW	WK								
PED CL	R	G	DW	FLDW								
PED CL	R	G	DW	DW								
VEH CL	R	A	DW	DW								
VEH CL	R	R	DW	DW								

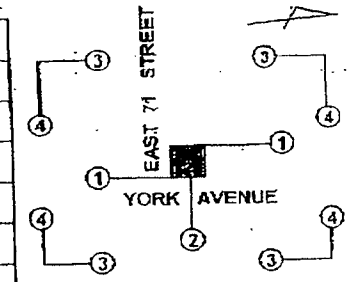

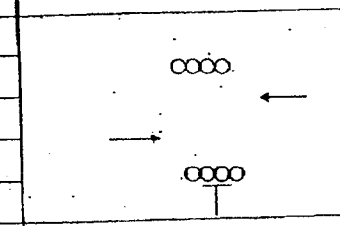

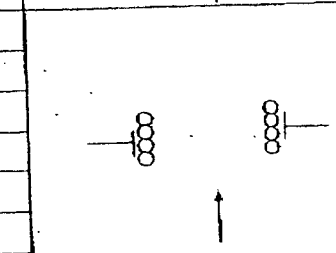

7:00 – 11:00 MON. – FRI.	A.O.T		
120 SEC CYCLE	**120** SEC CYCLE	SEC CYCLE	
5	5		
43	43		
13	13		
3	3		
2	2		
32	32		
2	2		
2	2		
11	11		
2	2		
3	3		
2	2		
OFFSET			
0	0		

DATE	BY	REVISIONS

NOTES: NON - ACTUATED

ASTC – 6 Type Controller

All G & WK monitors are setup according To the L/S number

CABINET ADDRESS: 057A

CITY OF NEW YORK
BUREAU OF TRAFFIC OPERATIONS
34-02 Queens Blvd, Long Island City, NY 11101

YORK AVENUE @ EAST 71 STREET

Prep. D.NGUYEN Date 12-15-16

Appr. _____ Date _____

Dwg No. LB-

	1	2	3	4	5	6	7	8	9	10	11	12
	R	R	DW	DW								
	A	A	WK	WK								
	G	G										
PHASE A	G	R	WK	DW								
SPARE	G	R	WK	DW								
PED CL	G	R	FLDW	DW								
VEH CL	A	R	DW	DW								
VEH CL	R	R	DW	DW								
PHASE B	R	G	DW	WK								
SPARE	R	G	DW	WK								
SPARE	R	G	DW	WK								
PED CL	R	G	DW	FLDW								
PED CL	R	G	DW	DW								
VEH CL	R	A	DW	DW								
VEH CL	R	R	DW	DW								

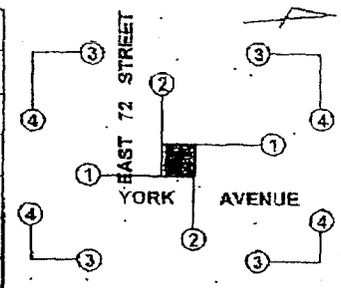

7:00 – 11:00 MON. – FRI.	A.O.T		
120 SEC CYCLE	**120** SEC CYCLE	SEC CYCLE	
5	**5**		
49	**49**		
13	**13**		
3	**3**		
2	**2**		
26	**26**		
2	**2**		
2	**2**		
11	**11**		
2	**2**		
3	**3**		
2	**2**		
OFFSET			
0	**0**		

DATE	BY	REVISIONS

NOTES: **NON - ACTUATED**

ASTC – 6 Type Controller

All G & WK monitors are setup according To the L/S number

CABINET ADDRESS: 057C

CITY OF NEW YORK
BUREAU OF TRAFFIC OPERATIONS
34-02 Queens Blvd, Long Island City, NY 11101

YORK AVENUE @ EAST 72 STREET

Prep. D.NGUYEN Date 12-15-16
Appr. _____ Date _____

Dwg No. LB-

	1	2	3	4	5	6	7	8	9	10	11	12
	R	R	R	R	DW	DW	DW					
	A	A	A	A	WK	WK	WK					
	G	G	G	G								
			← A									
			← G									
PHASE A	G	G	G	R	WK	WK	DW					
SPARE	G	G	G	R	WK	WK	DW					
PED CL	G	G	G	R	FLDW	FLDW	DW					
VEH CL	A	A	A	R	DW	DW	DW					
VEH CL	R	R	R	R	DW	DW	DW					
PHASE B	R	R	R	G	DW	DW	WK					
SPARE	R	R	R	G	DW	DW	WK					
SPARE	R	R	R	G	DW	DW	WK					
SPARE	R	R	R	G	DW	DW	WK					
PED CL	R	R	R	G	DW	DW	FLDW					
VEH CL	R	R	R	A	DW	DW	DW					
VEH CL	R	R	R	R	DW	DW	DW					
PHASE C	R	G	← G/G	R	WK	DW	DW					
SPARE	R	G	← G/G	R	WK	DW	DW					
VEH CL	R	G	← G/A	R	WK	DW	DW					
VEH CL	R	G	G	R	WK	DW	DW					

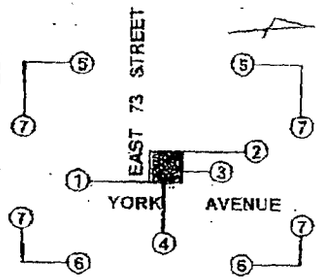

7:00 – 11:00 MON. – FRI.	A.O.T		
120 SEC CYCLE	**120** SEC CYCLE	SEC CYCLE	
5	**5**		
43	**43**		
13	**13**		
3	**3**		
2	**2**		
19	**19**		
2	**2**		
2	**2**		
2	**2**		
9	**9**		
3	**3**		
2	**2**		
8	**8**		
2	**2**		
3	**3**		
2	**2**		
OFFSET **0**	**0**		

DATE	BY	REVISIONS

NOTES: **NON - ACTUATED**

ASTC – 12 Type Controller

All G & WK monitors are setup according To the L/S number

CABINET ADDRESS: 0580

CITY OF NEW YORK
BUREAU OF TRAFFIC OPERATIONS
34-02 Queens Blvd, Long Island City, NY 11101

YORK AVENUE @ EAST 73 STREET

Prep. D.NGUYEN Date 12-15-06
Appr. _____ Date _____

Dwg No. LB-

APPENDIX A

Hospital for Special Surgery Traffic Study

Traffic Data

Intersection Condition Diagram

Intersection: _____ Project: _____

Time period: _____ Date: _____ Analyst: _____

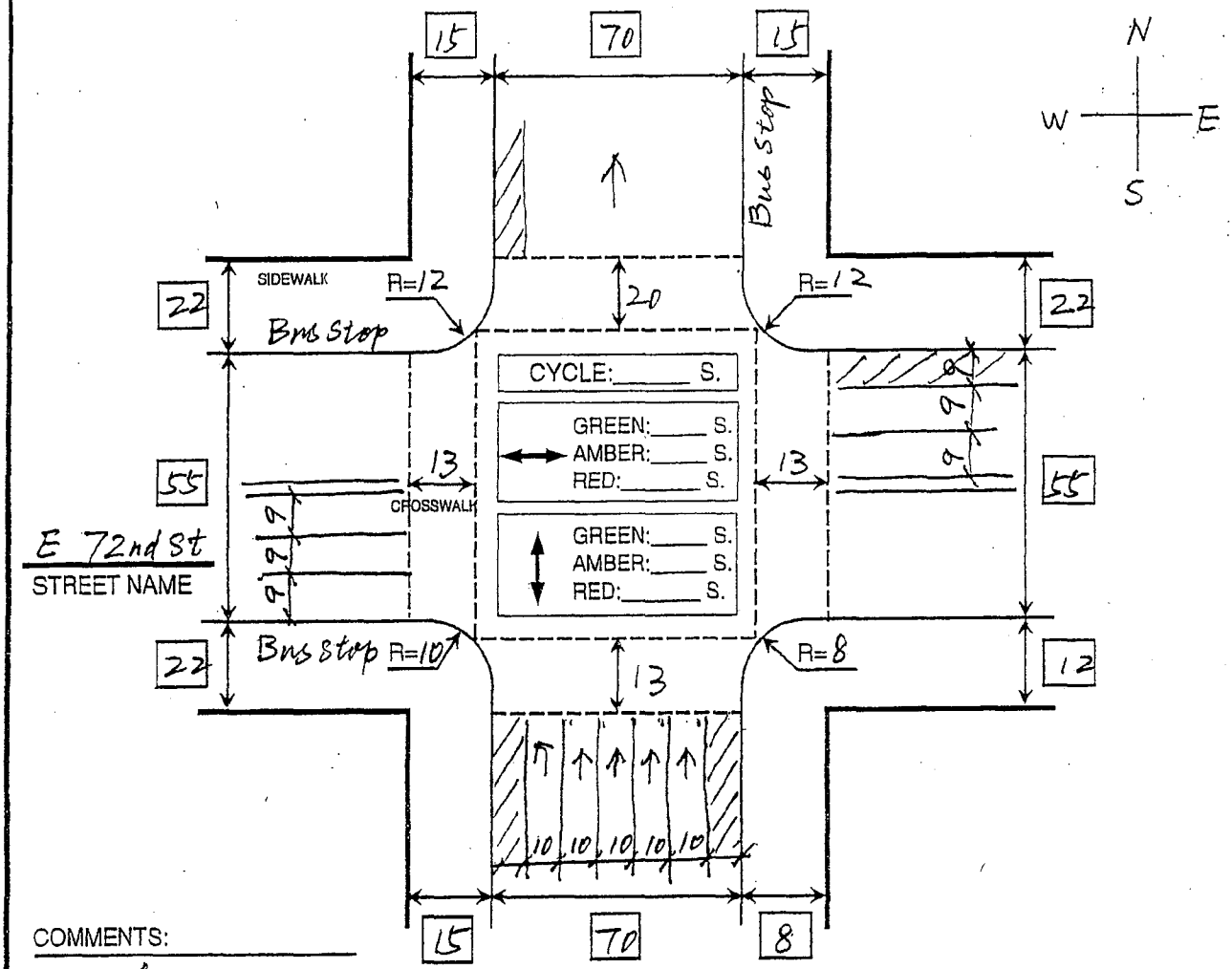

PEDESTRIAN VOLUMES

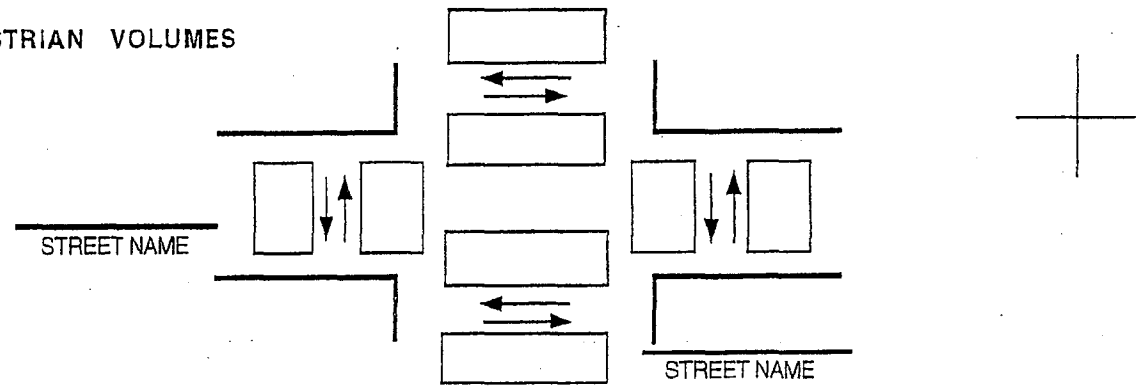

Intersection Condition Diagram

Intersection: _____ Project: _____

Time period: _____ Date: _____ Analyst: _____

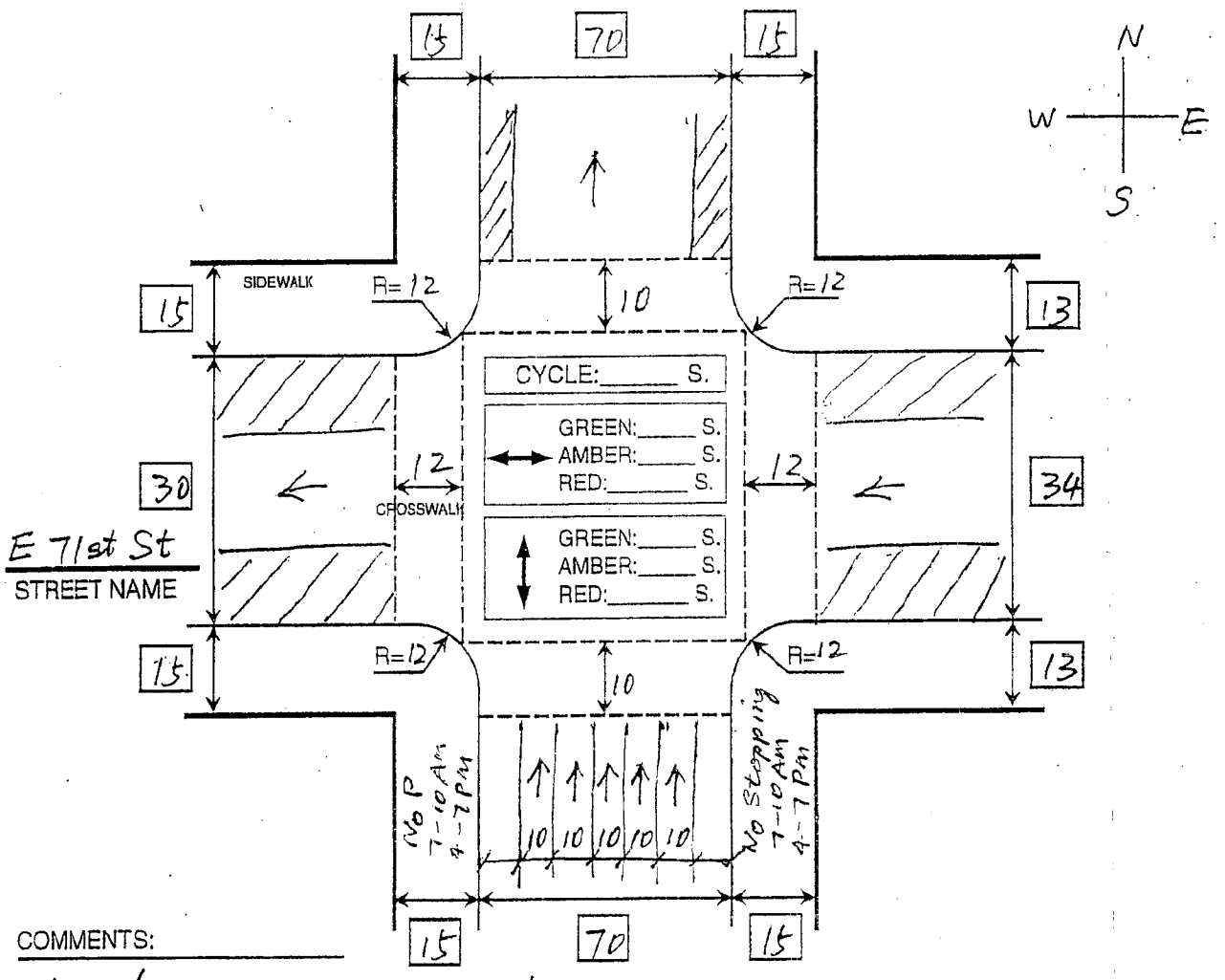

COMMENTS:

Level

PEDESTRIAN VOLUMES

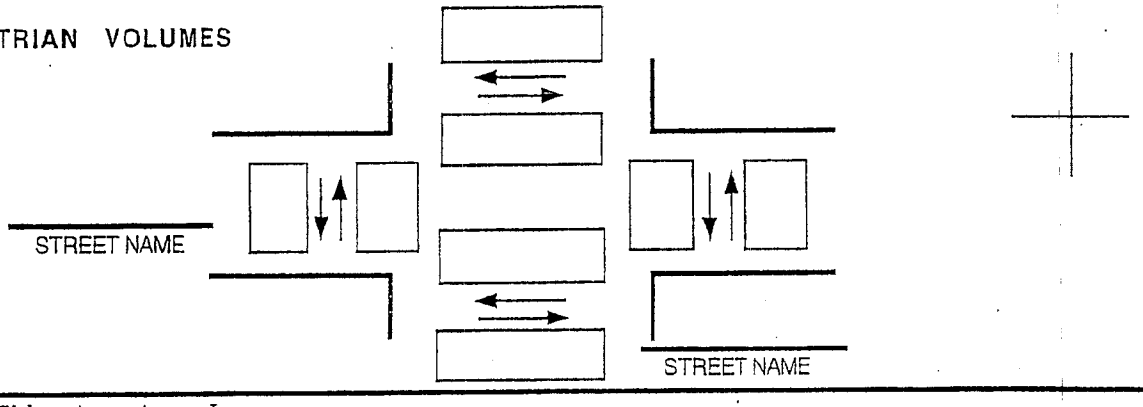

Intersection Condition Diagram

Intersection: _____ Project: _____

Time period: _____ Date: _____ Analyst: _____

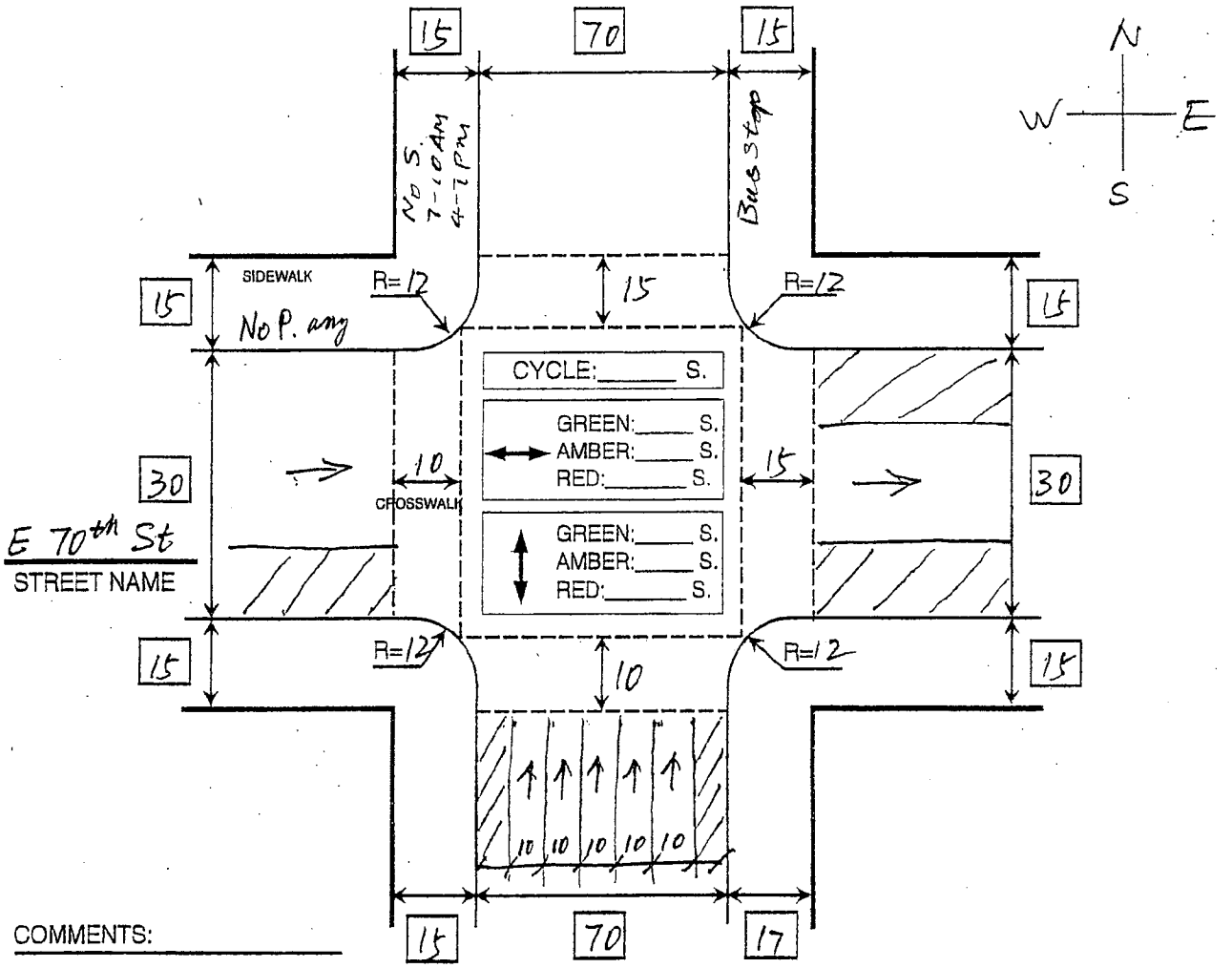

COMMENTS: _____

_____

_____

_____

PEDESTRIAN VOLUMES

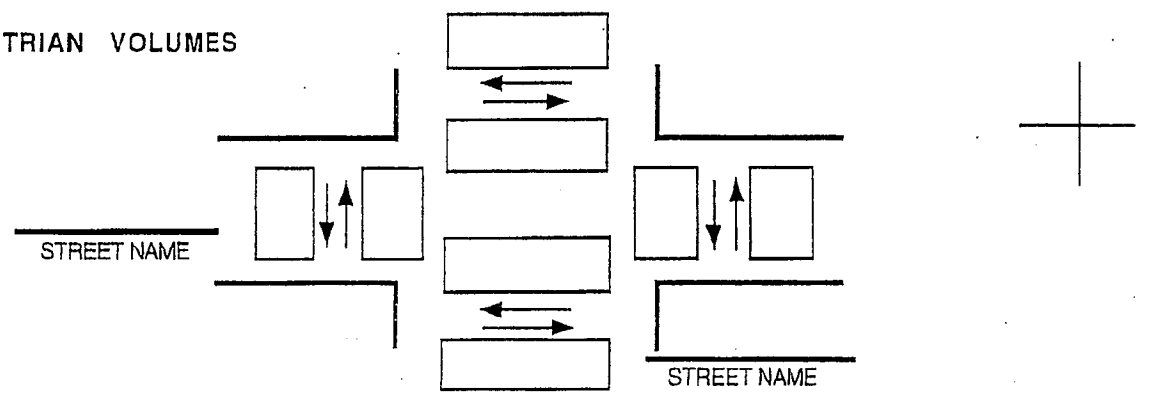

Intersection Condition Diagram

Intersection: _____ Project: _____

Time period: _____ Date: _____ Analyst: _____

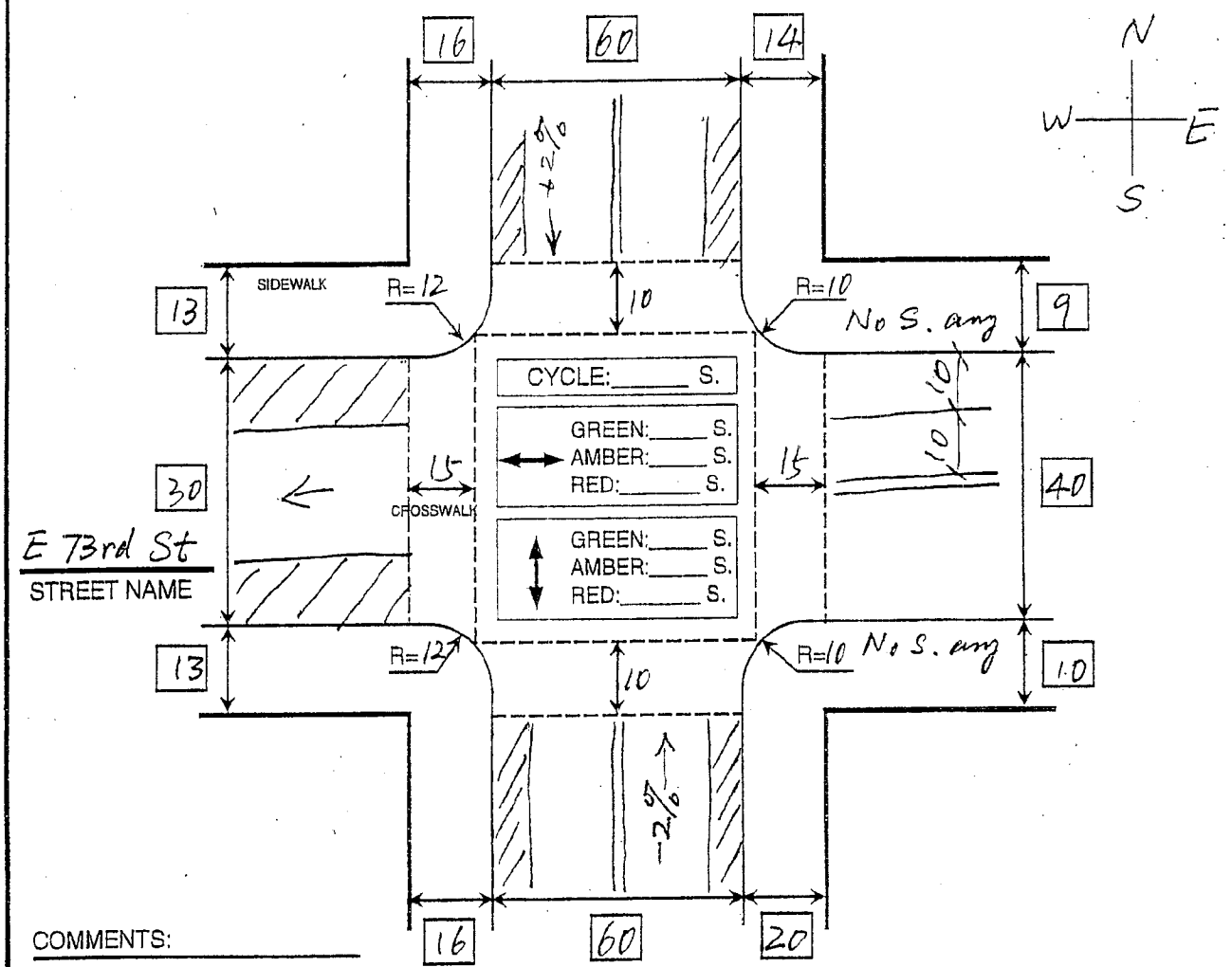

COMMENTS: _____

PEDESTRIAN VOLUMES

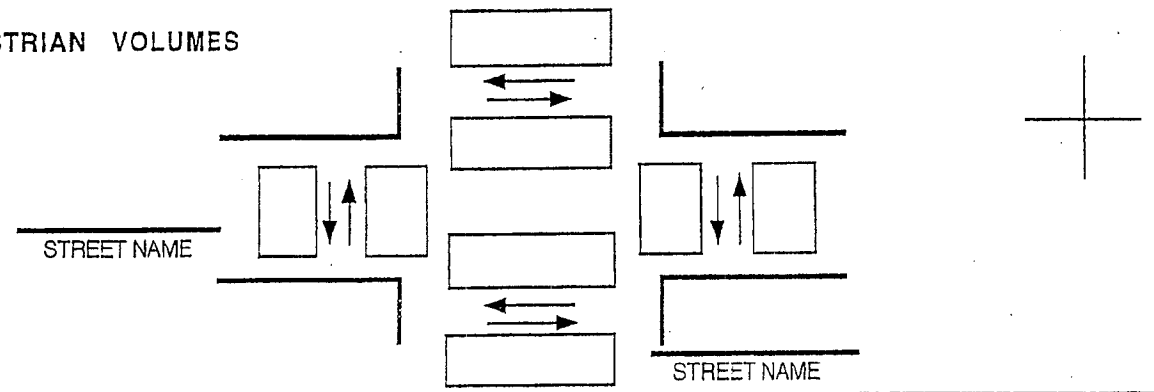

Intersection Condition Diagram

Intersection: _____ Project: _____

Time period: _____ Date: _____ Analyst: _____

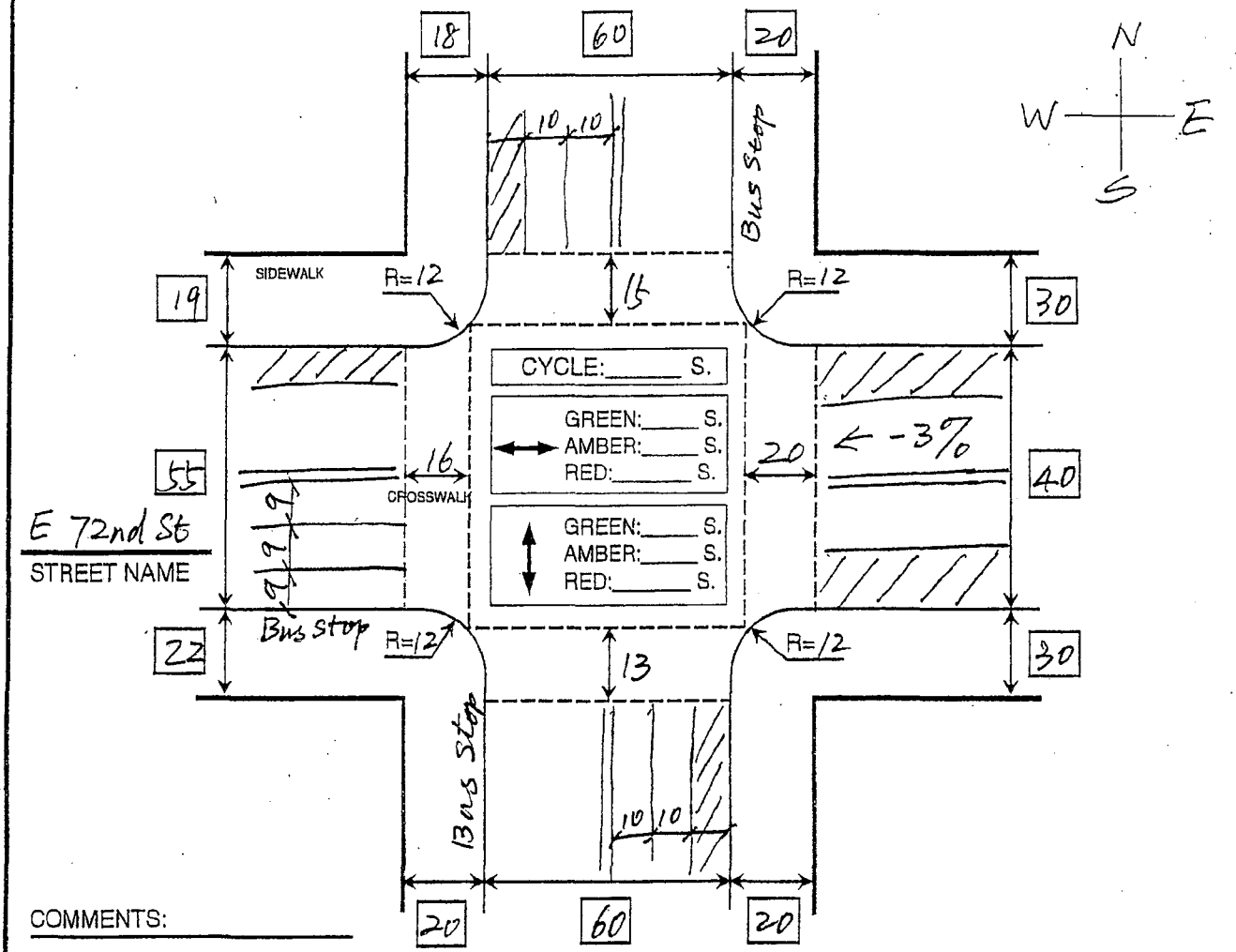

COMMENTS: _____

_____

_____

_____

PEDESTRIAN VOLUMES

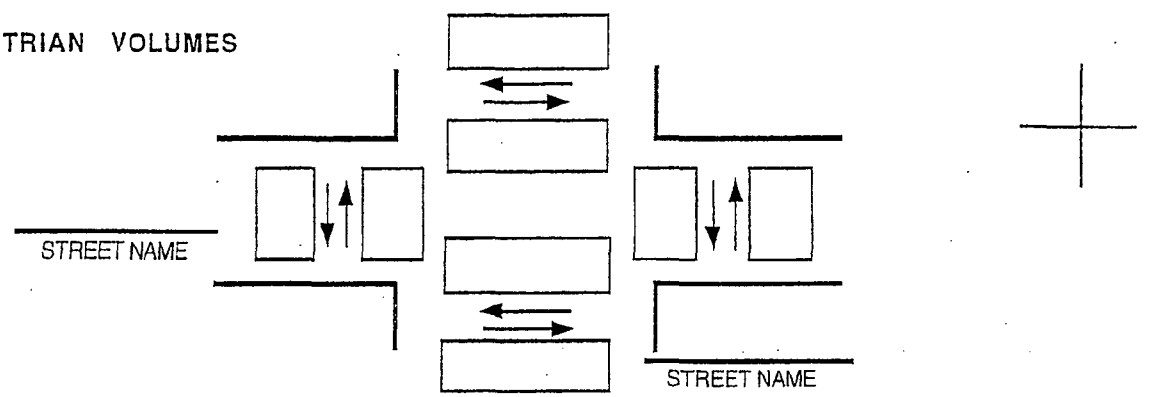

Intersection Condition Diagram

Intersection: _____ Project: _____

Time period: _____ Date: _____ Analyst: _____

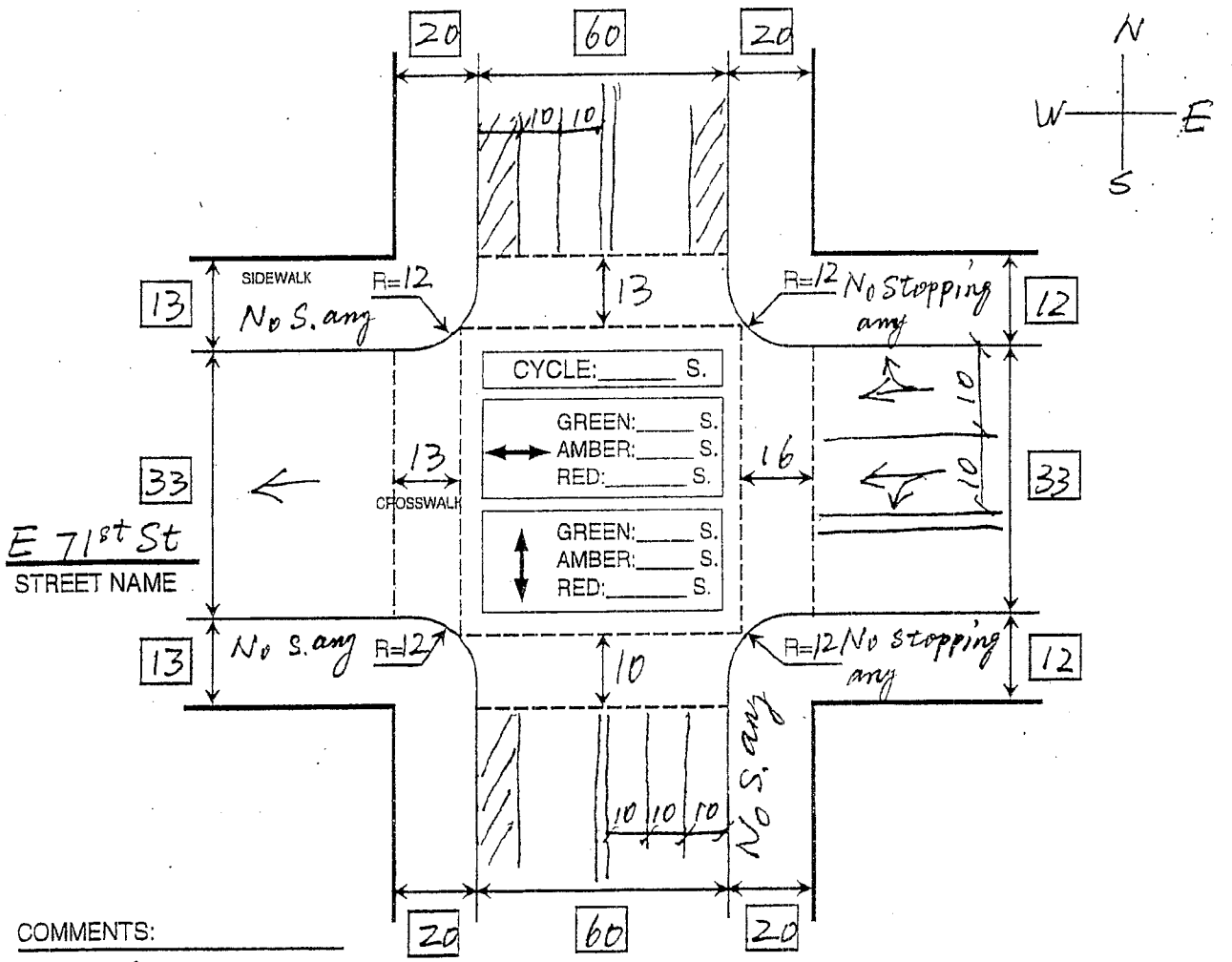

PEDESTRIAN VOLUMES

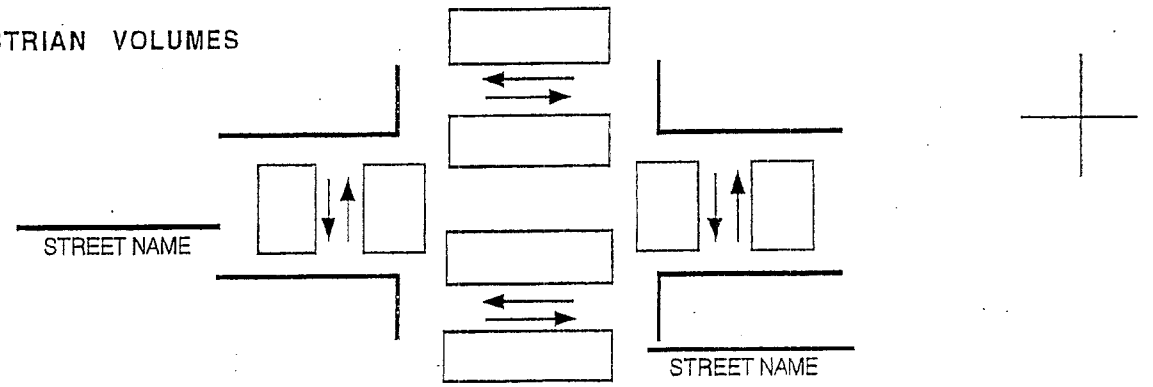

Intersection Condition Diagram

Intersection: _____ Project: _____

Time period: _____ Date: _____ Analyst: _____

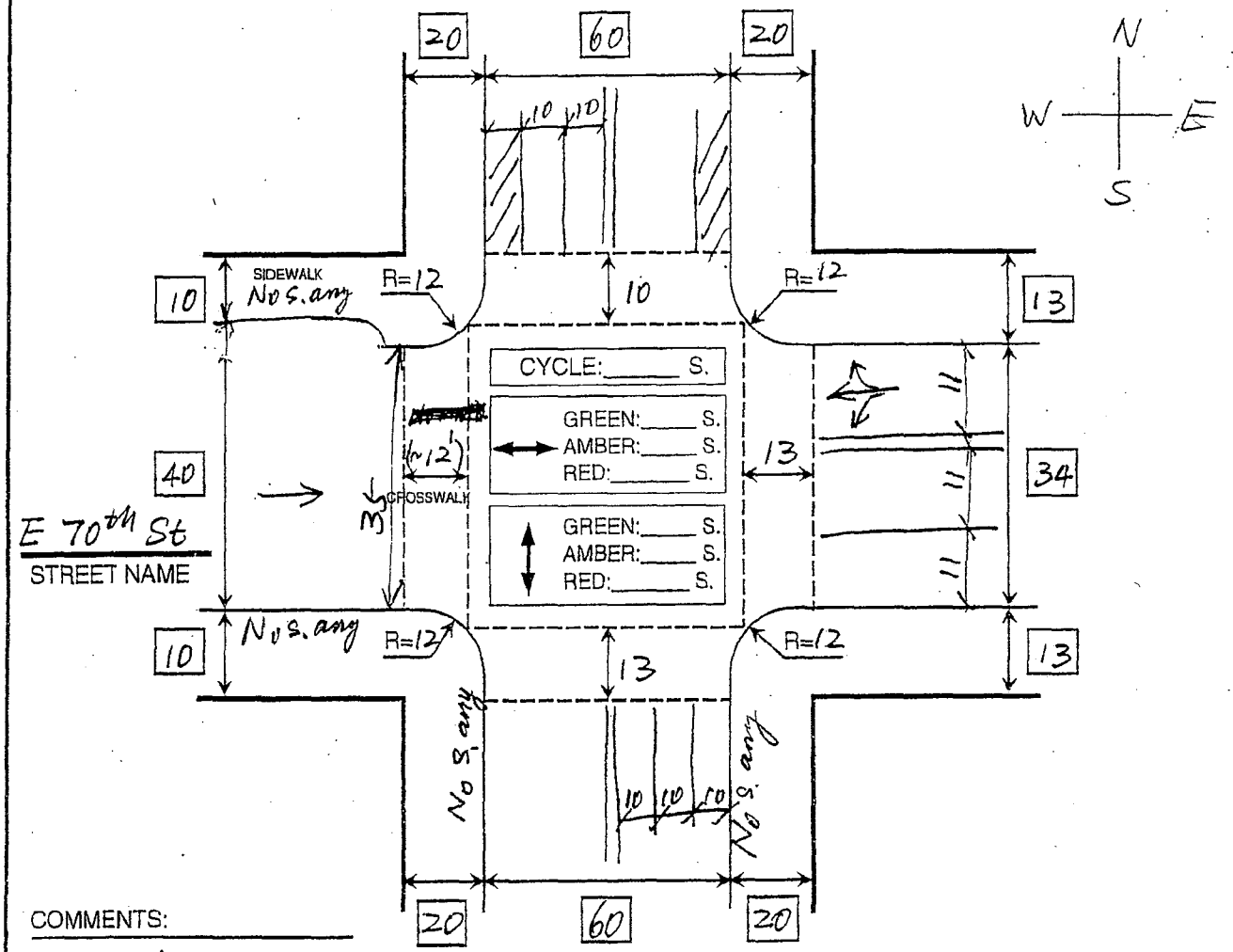

COMMENTS:

Level

[redacted]

York Ave

STREET NAME

PEDESTRIAN VOLUMES

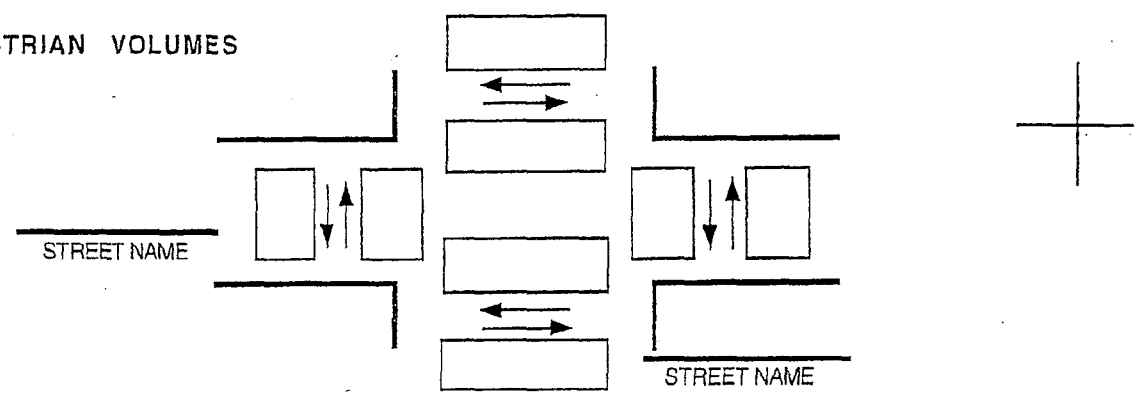

Intersection Condition Diagram

Intersection: _____ Project: _____

Time period: _____ Date: _____ Analyst: _____

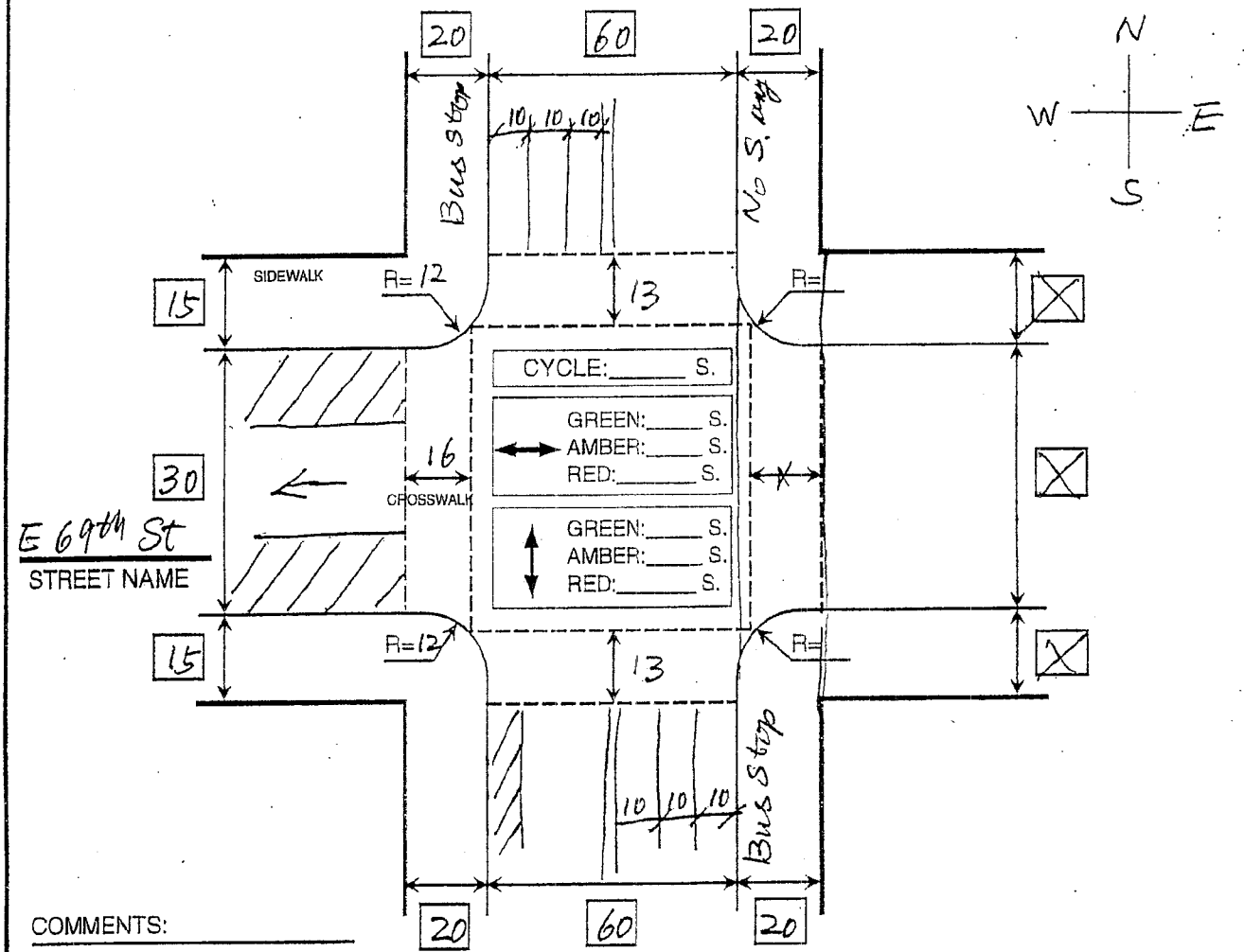

COMMENTS:

Level

York Ave
STREET NAME

PEDESTRIAN VOLUMES

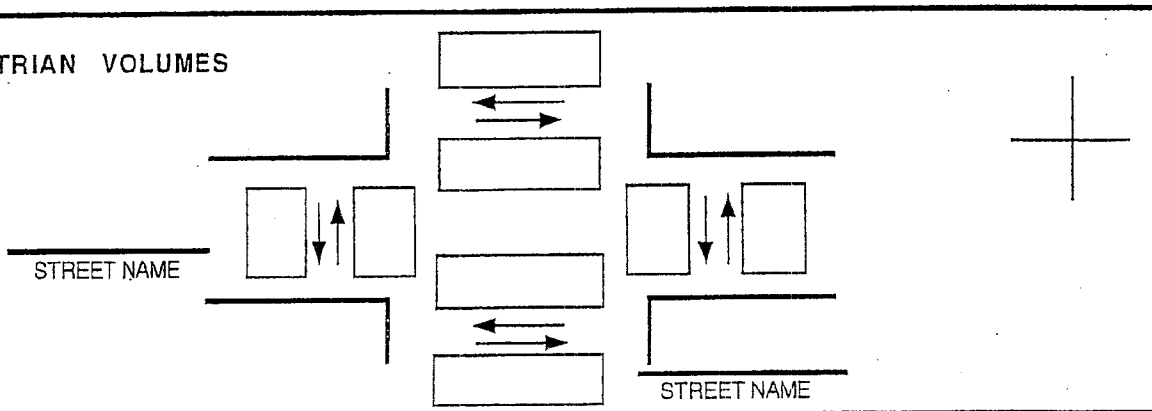

Intersection Condition Diagram

Intersection: _____ Project: _____

Time period: _____ Date: _____ Analyst: _____

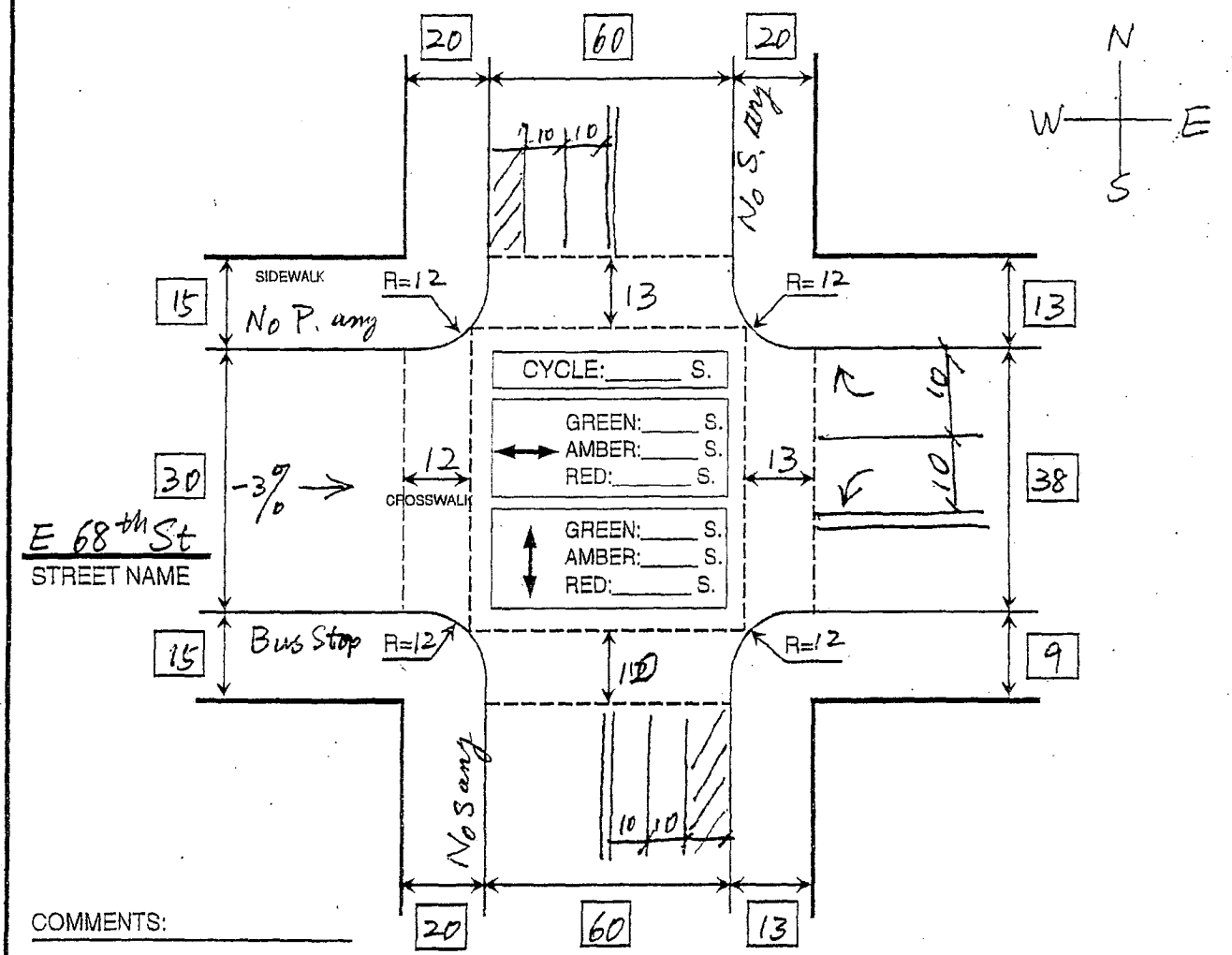

COMMENTS:

York Ave
STREET NAME

PEDESTRIAN VOLUMES

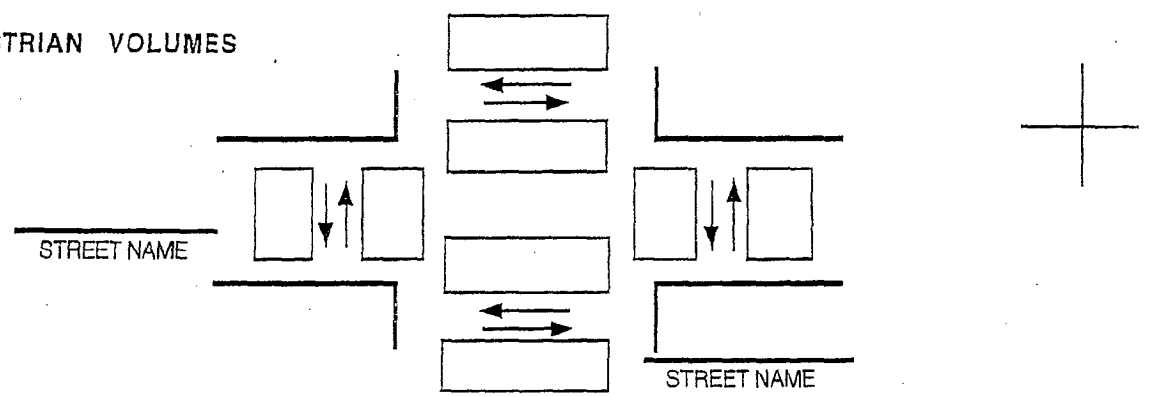

Intersection Condition Diagram

Intersection: _____ Project: _____

Time period: _____ Date: _____ Analyst: _____

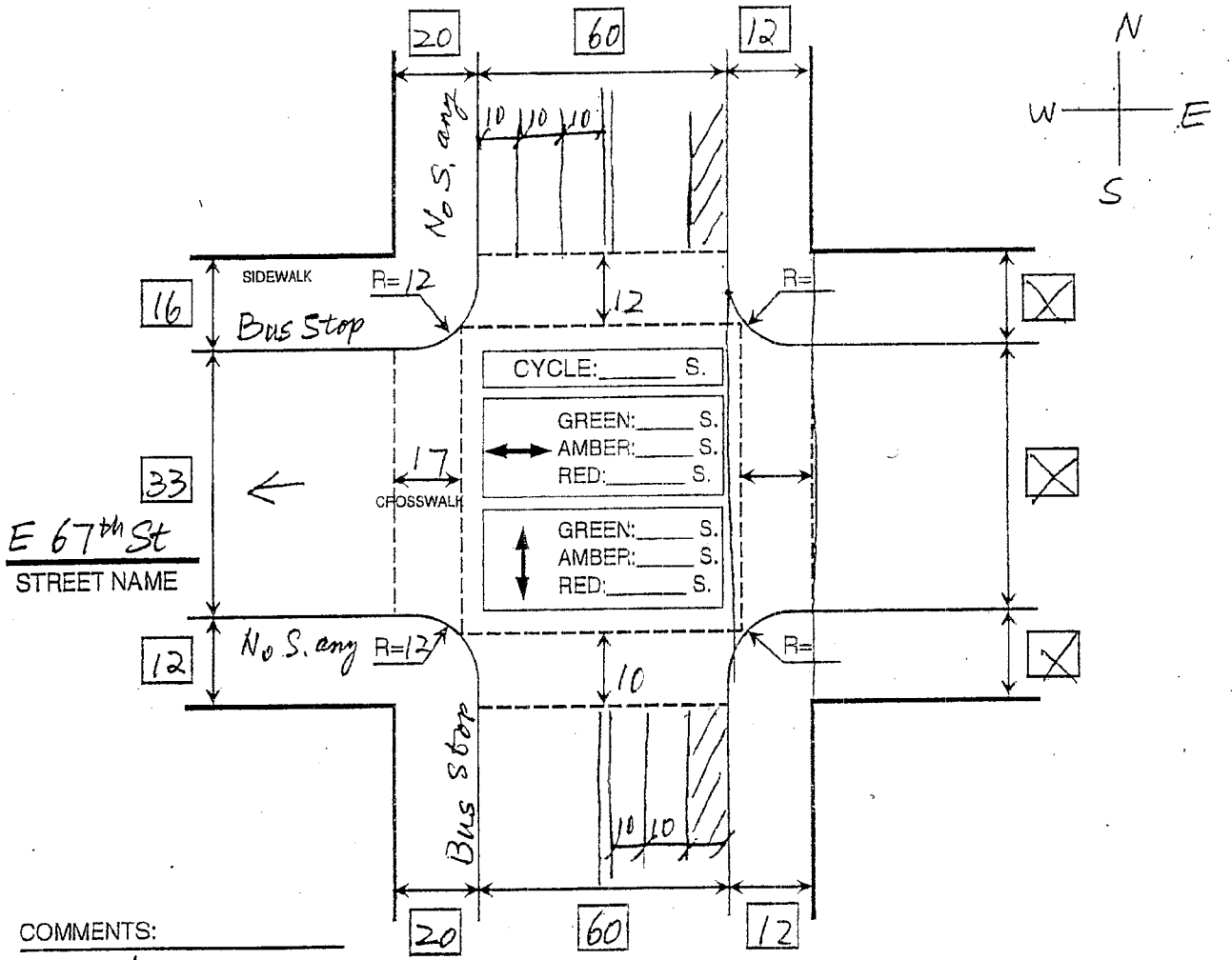

COMMENTS:

Level

York Ave

STREET NAME

PEDESTRIAN VOLUMES

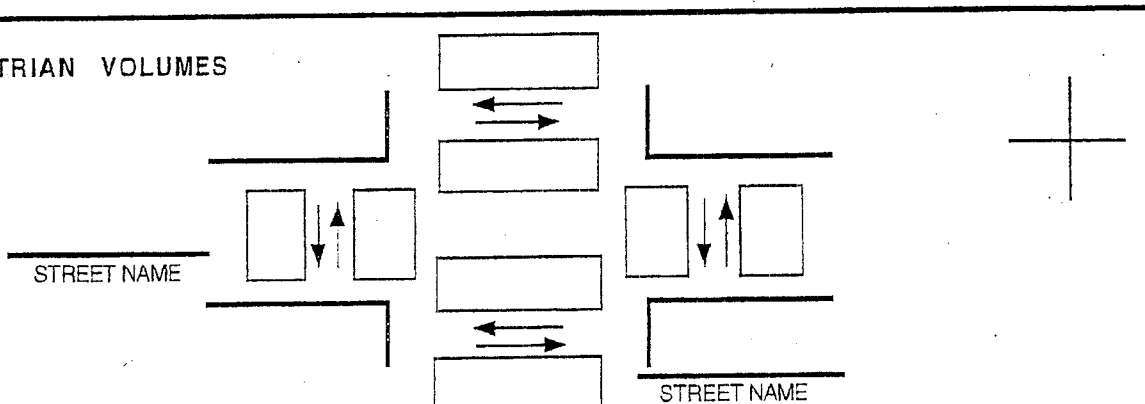

Intersection Condition Diagram

Intersection: _____ Project: _____

Time period: _____ Date: _____ Analyst: _____

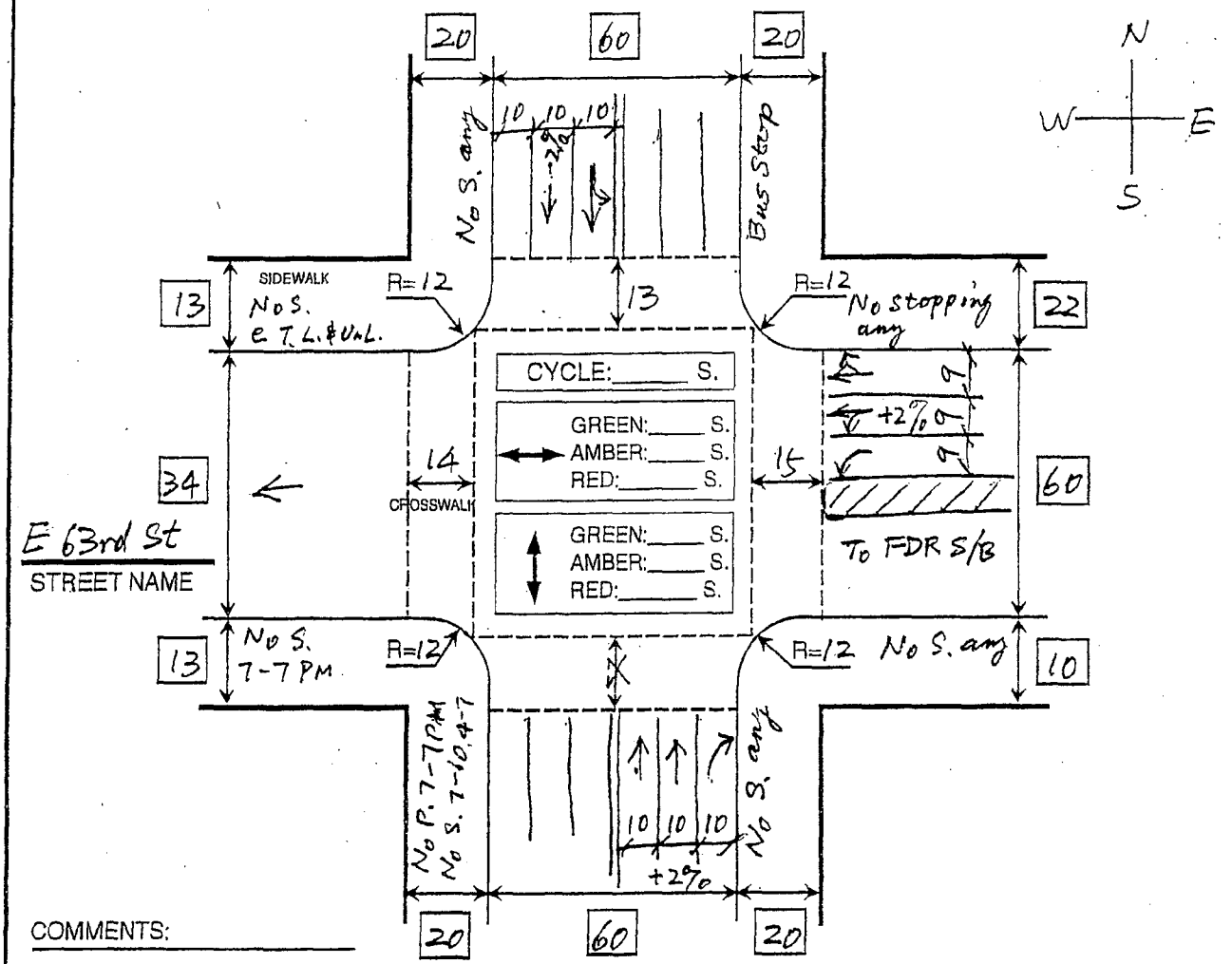

PEDESTRIAN VOLUMES

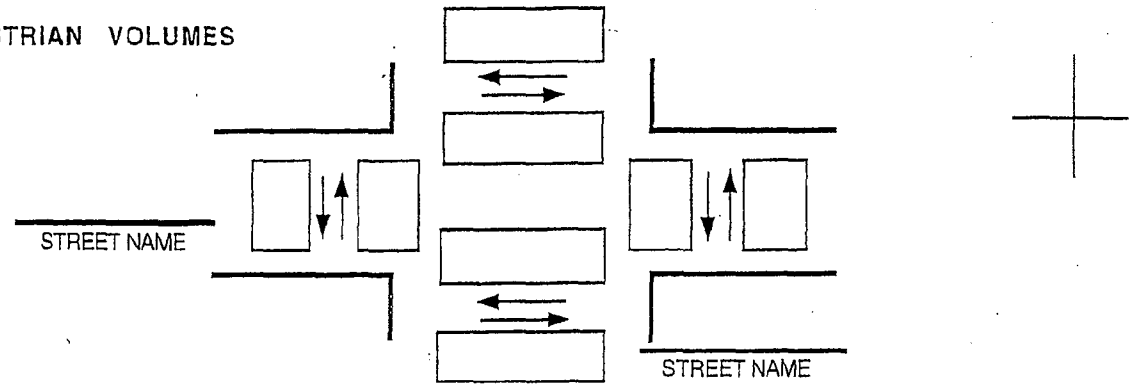

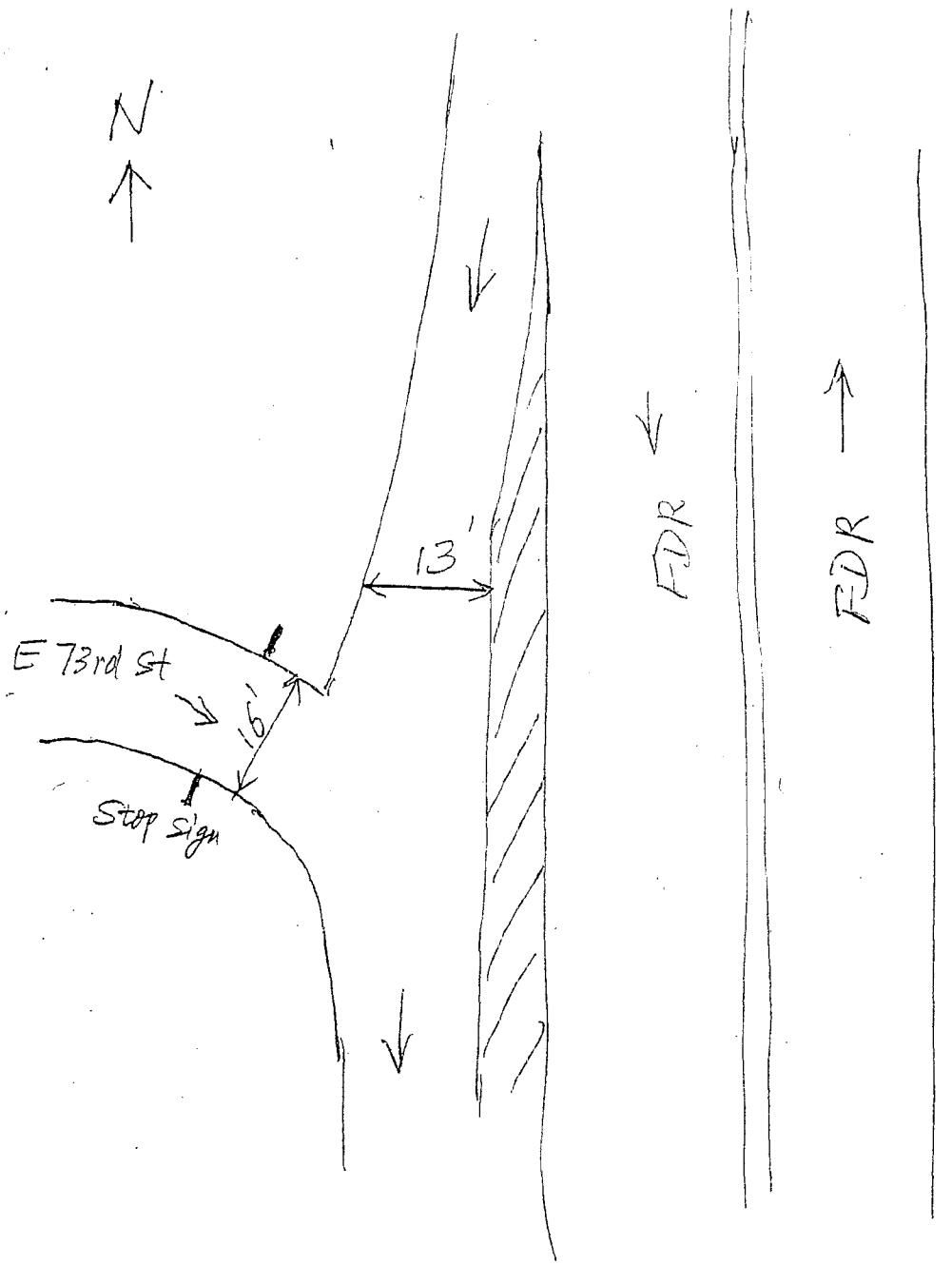
N
13'
E 73rd St
16'
Stop Sign
FDR
FDR

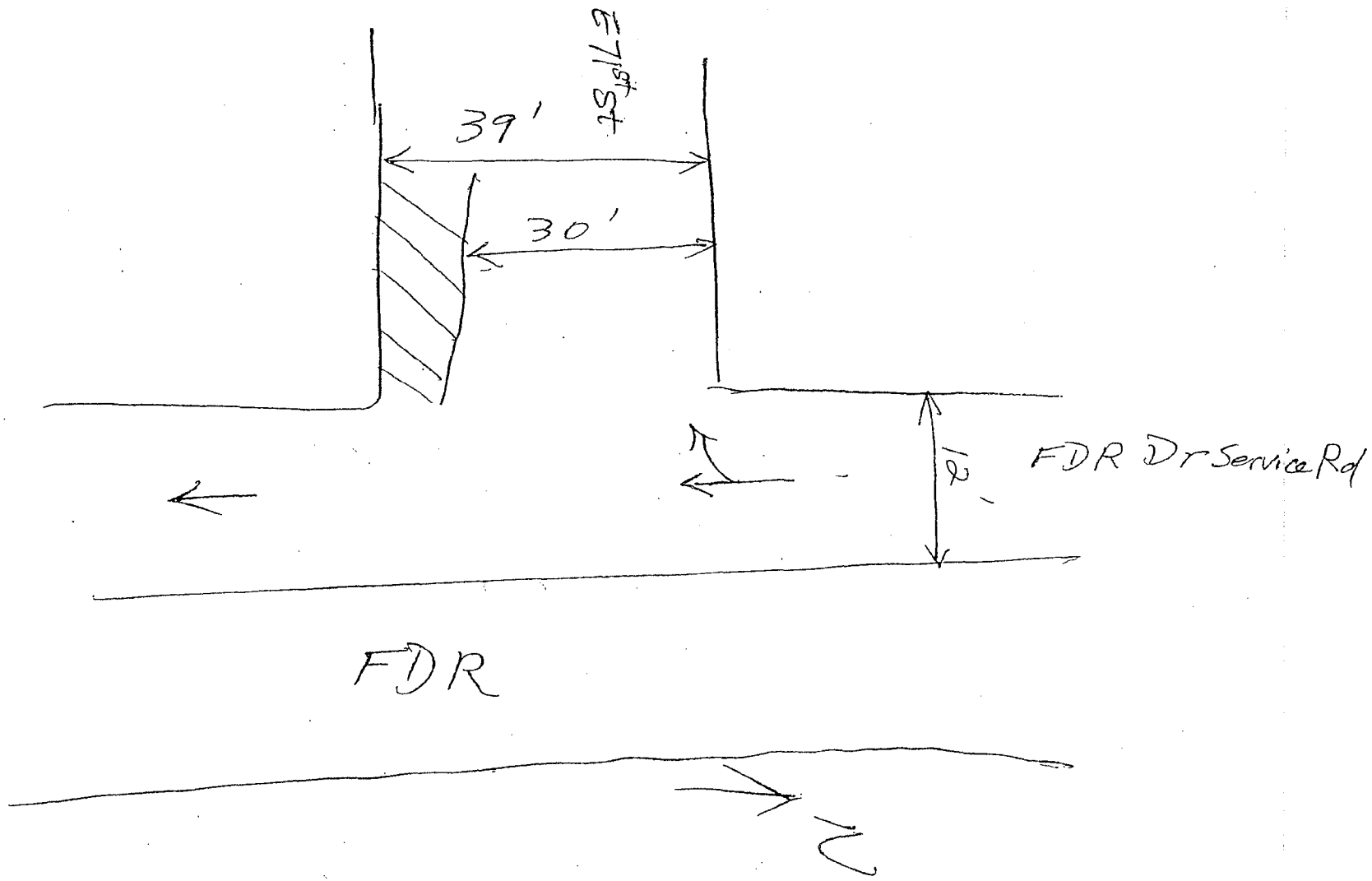
75th St
39'
30'
FDR Dr Service Rd.
FDR

Intersection Condition Diagram

Intersection: _____ Project: _____

Time period: _____ Date: _____ Analyst: _____

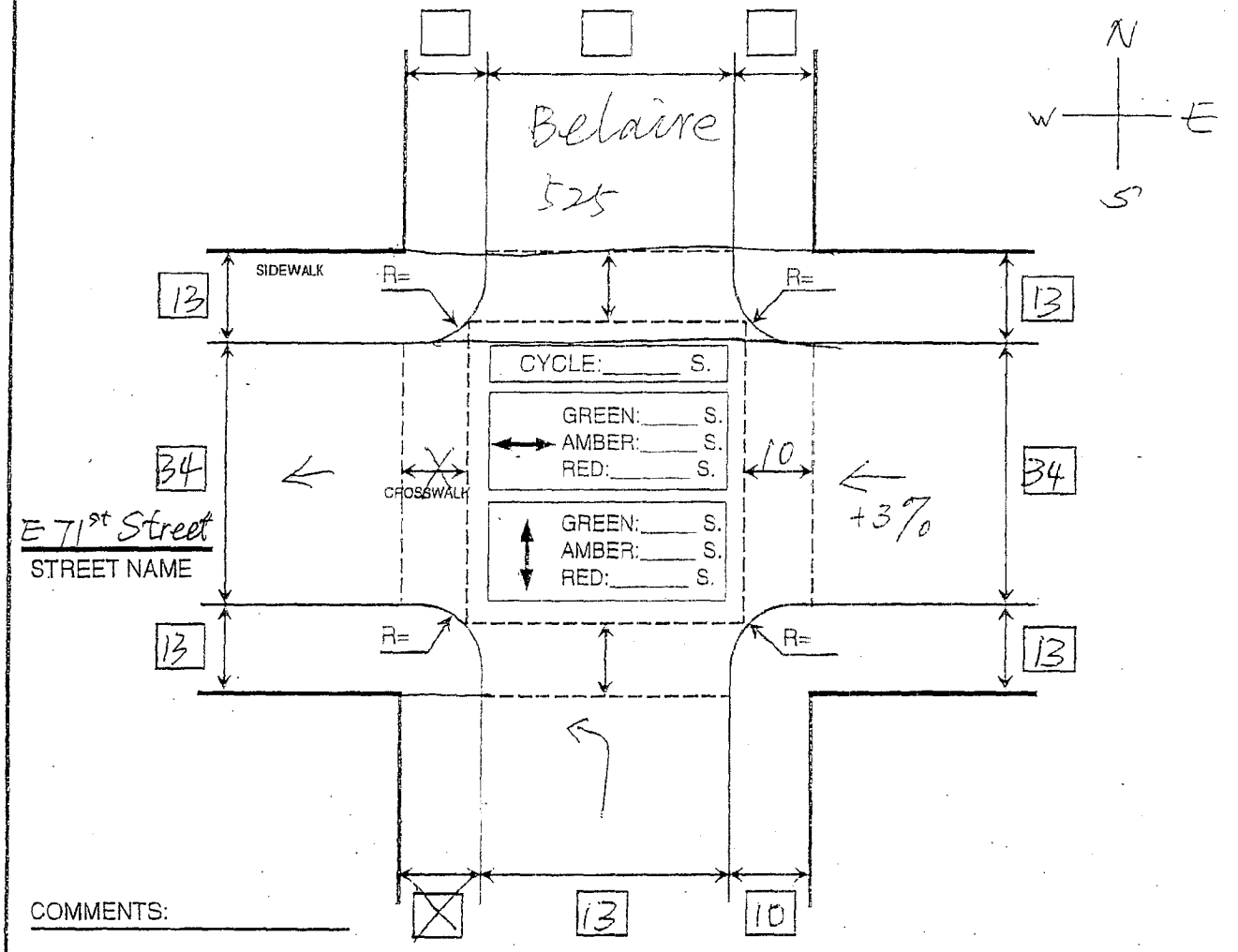

COMMENTS: _____

_____

_____

_____

HSS Drop off Driveway
STREET NAME

PEDESTRIAN VOLUMES

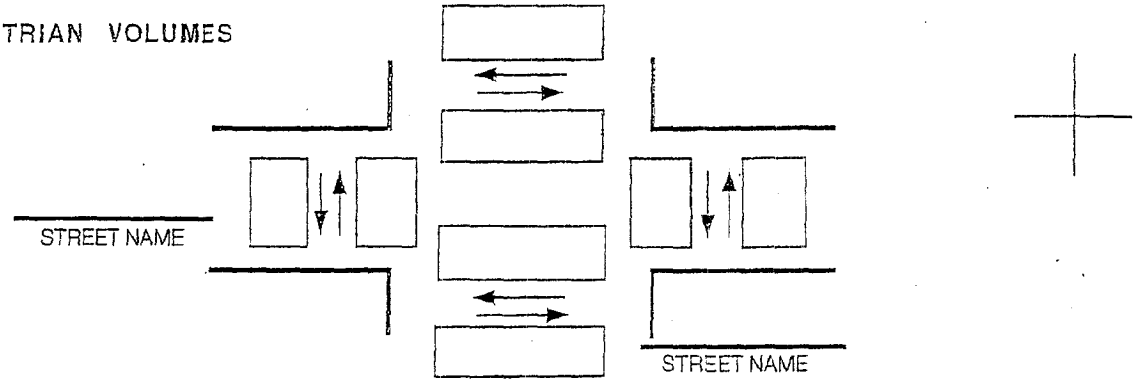

TRIP CONSULTANTS CORP.

Traffic Recording & Information Processing

2 SURVEYORS

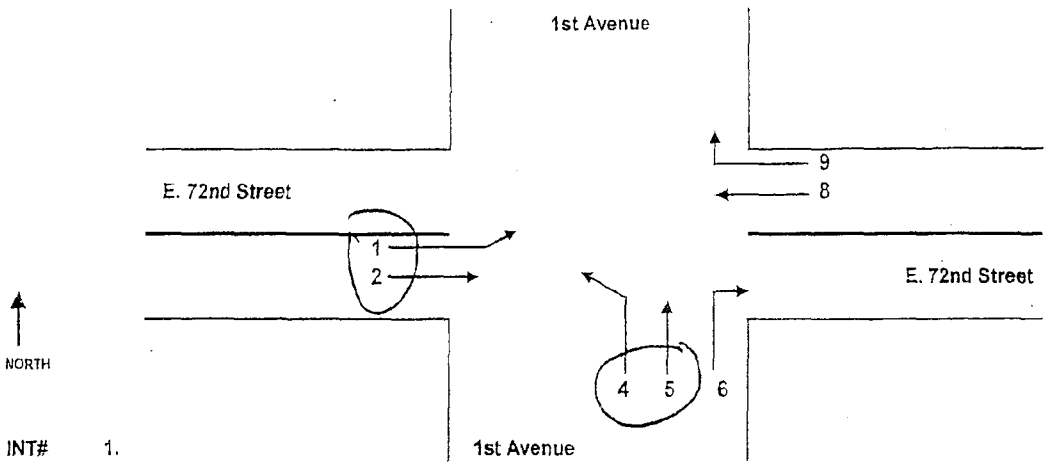

INTERSECTION: 1ST AVENUE @ 72ND STREET

Surveyor's Name: Isak Blantz				COUNTER #		DRIVER	YES / NO
PEAK 07:00AM - 09:00AM		MOVEMENT NUMBER				Date March 29, 2007	
TIME	VEHICLE TYPE	1	2	4	5		
07:00 : 07:15	Auto	12	39	35	367		
	Heavy Vehicle	3	7	3	34		
07:15 : 07:30	Auto	14	67	43	334		
	Heavy Vehicle	4	5	4	38		
07:30 : 07:45	Auto	18	64	32	321		
	Heavy Vehicle	2	10	4	39		
07:45 : 08:00	Auto	15	85	31	324		
	Heavy Vehicle	3	12	4	46		
08:00 : 08:15	Auto	32	88	21	338		
	Heavy Vehicle	4	10	10	38		
08:15 : 08:30	Auto	23	64	20	306		
	Heavy Vehicle	6	6	5	48		
08:30 : 08:45	Auto	14	59	22	284		
	Heavy Vehicle	3	9	6	54		
08:45 : 09:00	Auto	19	57	17	293		
	Heavy Vehicle	3	9	4	43		

TRIP CONSULTANTS CORP.

Traffic Recording & Information Processing

2 SURVEYORS

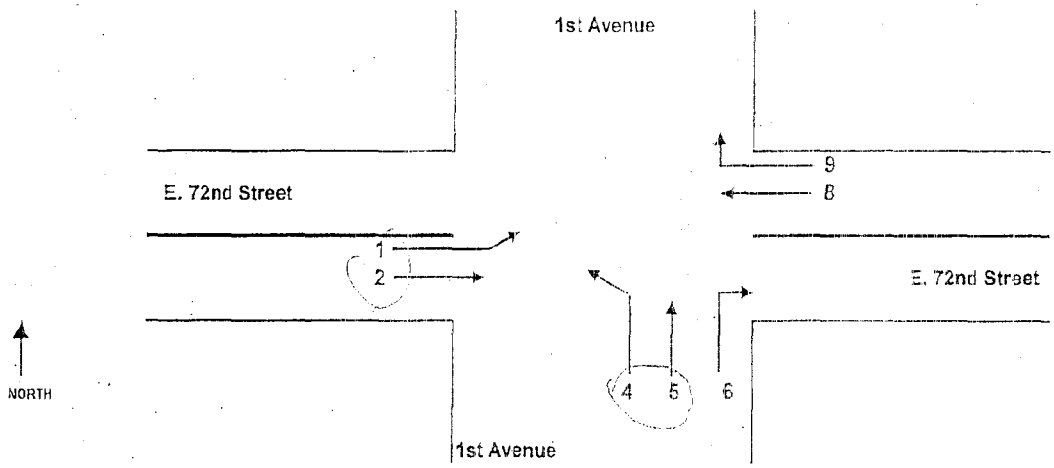

INT# 1.

INTERSECTION: 1ST AVENUE @ 72ND STREET

Surveyor's Name: Isaac Blantz				COUNTER #		DRIVER	YES / NO
PEAK: 12:00PM - 02:00PM				MOVEMENT NUMBER		Date: March 27, 2007	
TIME	VEHICLE TYPE	1	2	4	5		
12:00 : 12:15	Auto	23	42	16	233		
	Heavy Vehicle	2	9	12	67		
12:15 : 12:30	Auto	43	41	29	284		
	Heavy Vehicle	3	9	3	55		
12:30 : 12:45	Auto	17	53	31	264		
	Heavy Vehicle	13	5	6	48		
12:45 : 01:00	Auto	26	64	50	261		
	Heavy Vehicle	—	12	3	51		
01:00 : 01:15	Auto	18	46	29	244		
	Heavy Vehicle	3	15	4	55		
01:15 : 01:30	Auto	21	47	28	285		
	Heavy Vehicle	2	5	3	45		
01:30 : 01:45	Auto	23	55	26	390		
	Heavy Vehicle	4	11	3	46		
01:45 : 02:00	Auto	24	66	31	327		
	Heavy Vehicle	1	3	4	38		

TRIP CONSULTANTS CORP.

Traffic Recording & Information Processing

2 SURVEYORS

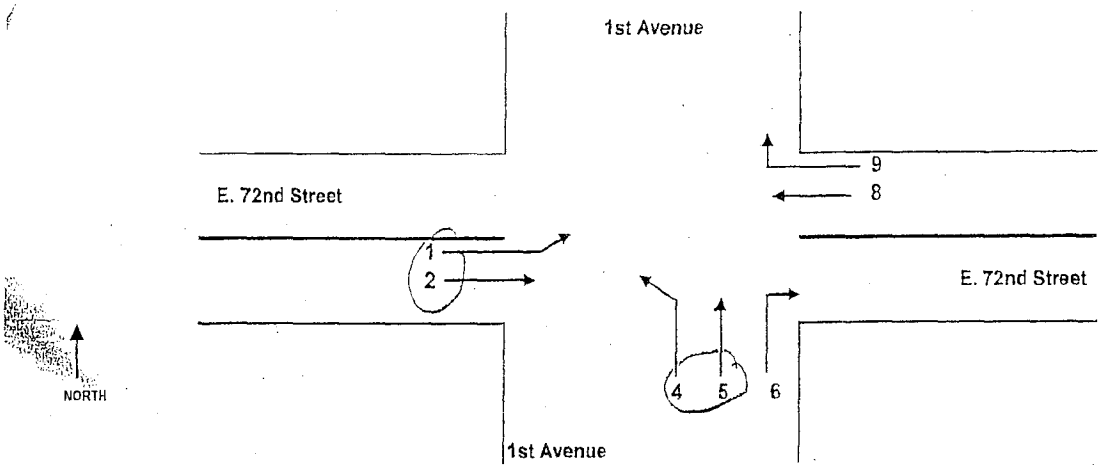

INT# 1.

INTERSECTION: 1ST AVENUE @ 72ND STREET

Surveyor's Name: Isak Blantz				COUNTER #		DRIVER	YES / NO
PEAK 04:30PM-06:30PM			MOVEMENT NUMBER			Date: March 27, 2007	
TIME	VEHICLE TYPE	1	2	4	5		
04:30 : 04:45	Auto	26	50	40	411		
	Heavy Vehicle	2	11	6	29		
04:45 : 05:00	Auto	25	47	44	473		
	Heavy Vehicle	1	5	2	26		
05:00 : 05:15	Auto	23	45	39	453		
	Heavy Vehicle	—	6	2	33		
05:15 : 05:30	Auto	25	44	36	482		
	Heavy Vehicle	—	8	2	25		
05:30 : 05:45	Auto	23	46	38	435		
	Heavy Vehicle	2	4	4	22		
05:45 : 06:00	Auto	28	43	35	446		
	Heavy Vehicle	3	3	3	24		
06:00 : 06:15	Auto	30	48	34	485		
	Heavy Vehicle	1	2	1	17		
06:15 : 06:30	Auto	25	43	38	529		
	Heavy Vehicle	1	4	2	15		

TRIP CONSULTANTS CORP.

Traffic Recording & Information Processing

2 SURVEYORS

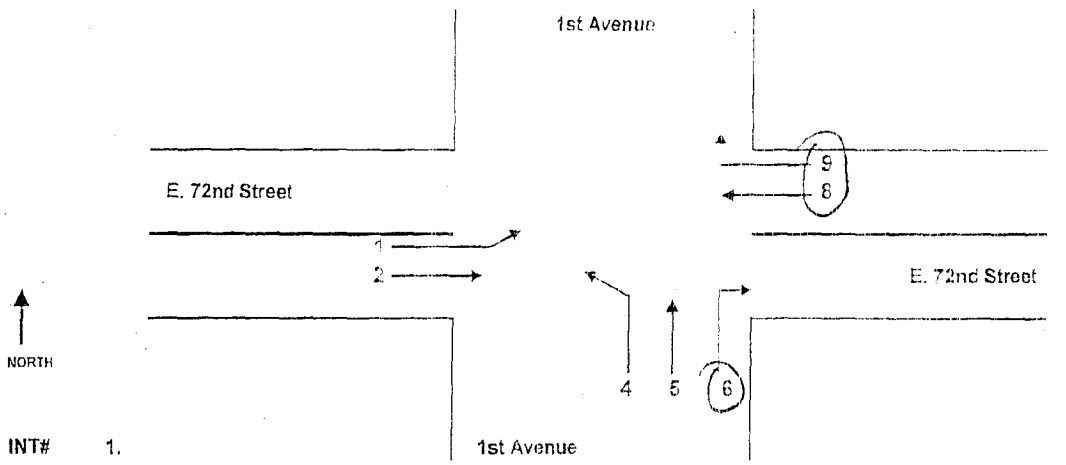

INTERSECTION: 1ST AVENUE @ 72ND STREET

Surveyor's Name: Elvira Karakanova				COUNTER #		DRIVER	YES / NO
PEAK: 07:00AM - 09:00AM		MOVEMENT NUMBER				Date: March 2 / 2007	
TIME	VEHICLE TYPE	6	8	9			
07:00 : 07:15	Auto	34	49	19			
	Heavy Vehicle	–	1	1			
07:15 : 07:30	Auto	33	31	12			
	Heavy Vehicle	2	4	1			
07:30 : 07:45	Auto	24	50	14			
	Heavy Vehicle	6	2	3			
07:45 : 08:00	Auto	25	58	19			
	Heavy Vehicle	3	2	2			
08:00 : 08:15	Auto	32	33	14			
	Heavy Vehicle	1	2	2			
08:15 : 08:30	Auto	22	65	24			
	Heavy Vehicle	–	1	1			
08:30 : 08:45	Auto	20	45	10			
	Heavy Vehicle	1	3	1			
08:45 : 09:00	Auto	15	29	9			
	Heavy Vehicle	1	2	1			

TRIP CONSULTANTS CORP.

Traffic Recording & Information Processing

2 SURVEYORS

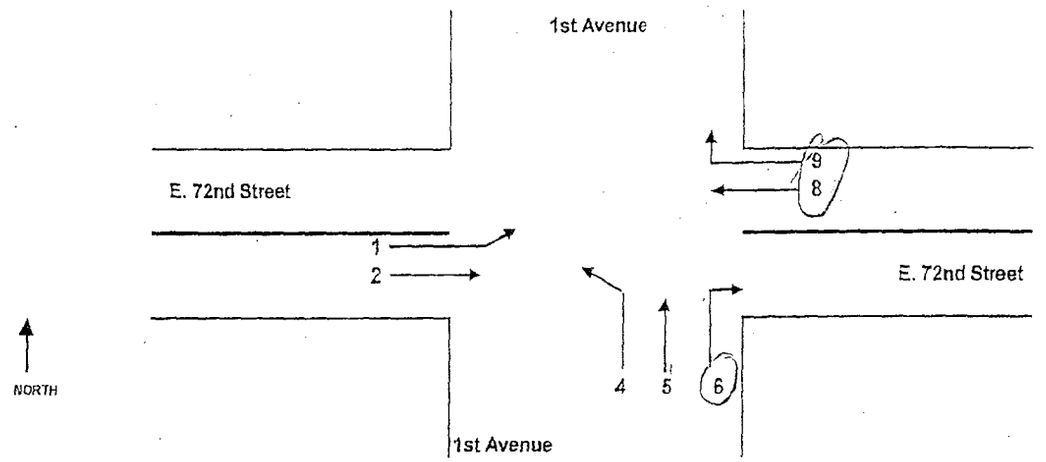

INT# 1.

INTERSECTION: 1ST AVENUE @ 72ND STREET

Surveyor's Name: Elvira Rafalowicz				COUNTER #		DRIVER	YES / NO
PEAK 12:00PM - 02:00PM			MOVEMENT	NUMBER		Date: March	2007
TIME	VEHICLE TYPE	6	8	9			
12:00 : 12:15	Auto	39	53	14			
	Heavy Vehicle	2	1	—			
12:15 : 12:30	Auto	39	65	10			
	Heavy Vehicle	4	5	4			
12:30 : 12:45	Auto	39	46	10			
	Heavy Vehicle	2	5	1			
12:45 : 01:00	Auto	37	42	11			
	Heavy Vehicle	2	1	—			
01:00 : 01:15	Auto	34	51	17			
	Heavy Vehicle	3	5	3			
01:15 : 01:30	Auto	34	33	7			
	Heavy Vehicle	2	7	1			
01:30 : 01:45	Auto	31	65	14			
	Heavy Vehicle	1	7	2			
01:45 : 02:00	Auto	31	39	12			
	Heavy Vehicle	3	3	2			

TRIP CONSULTANTS CORP.

Traffic Recording & Information Processing

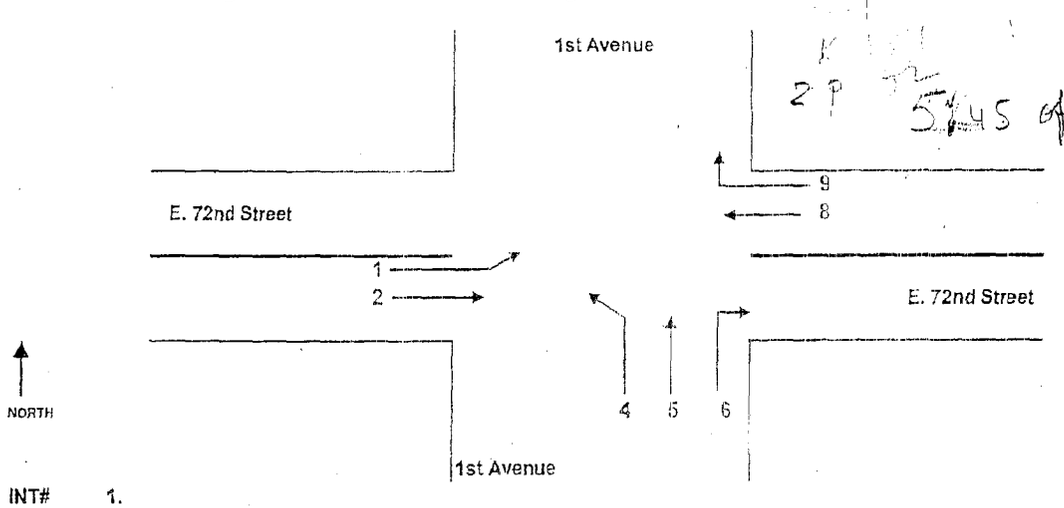

INT# 1.

INTERSECTION: 1ST AVENUE @ 72ND STREET

Surveyor's Name: [illegible]				COUNTER #		DRIVER	YES / NO
PEAK 04:30PM - 06:30PM			MOVEMENT NUMBER			Date: March 2	2007
TIME	VEHICLE TYPE	6	8	9			
04:30 : 04:45	Auto	31	50	11			
	Heavy Vehicle	6	—	1			
04:45 : 05:00	Auto	29	41	11			
	Heavy Vehicle	—	—	1			
05:00 : 05:15	Auto	36	27	9			
	Heavy Vehicle	—	—	—			
05:15 : 05:30	Auto	26	46	10			
	Heavy Vehicle	1	3	—			
05:30 : 05:45	Auto	30	51	7			
	Heavy Vehicle	—	2	—			
05:45 : 06:00	Auto	20	54	7			
	Heavy Vehicle	—	1	1			
06:00 : 06:15	Auto	37	60	8			
	Heavy Vehicle	—	1	—			
06:15 : 06:30	Auto	28	44	5			
	Heavy Vehicle	1	—	1			

TRIP CONSULTANTS CORP.

Traffic Recording & Information Processing

2 SURVEYORS

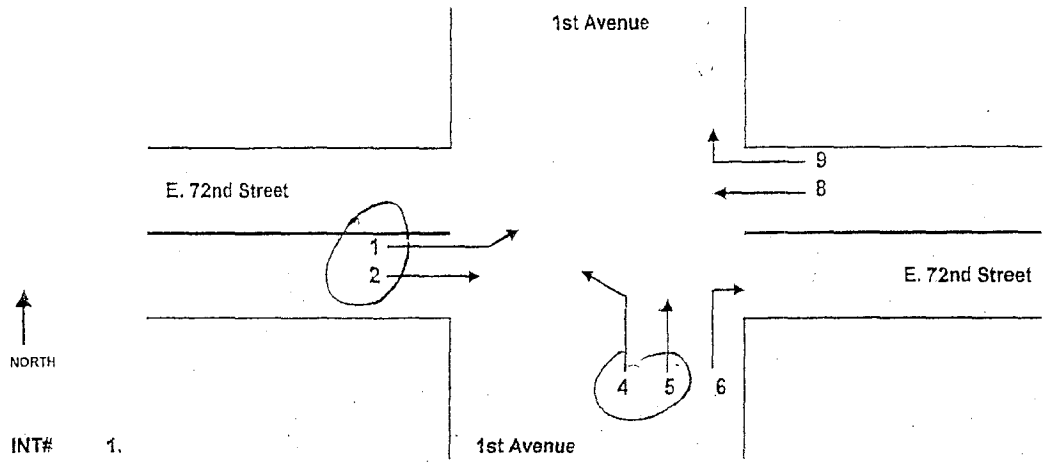

INT# 1.

INTERSECTION: 1ST AVENUE @ 72ND STREET

Surveyor's Name: Jack Blantz				COUNTER #		DRIVER	YES / NO
PEAK 07:00AM - 09:00AM		MOVEMENT NUMBER				Date March 28, 2007	
TIME	VEHICLE TYPE	1	2	4	5		
07:00 : 07:15	Auto	29	43	37	390		
	Heavy Vehicle	2	5	5	31		
07:15 : 07:30	Auto	20	60	32	38		
	Heavy Vehicle	2	6	2	30		
07:30 : 07:45	Auto	28	64	41	392	9	
	Heavy Vehicle	6	5	4	42		
07:45 : 08:00	Auto	26	68	42	317		
	Heavy Vehicle	4	7	3	36		
08:00 : 08:15	Auto	31	64	40	289		
	Heavy Vehicle	10	9	8	26		
08:15 : 08:30	Auto	29	76	31	281		
	Heavy Vehicle	4	7	5	49		
08:30 : 08:45	Auto	26	57	29	305		
	Heavy Vehicle	3	9	5	38		
08:45 : 09:00	Auto	27	75	28	248		
	Heavy Vehicle	5	11	3	46		

TRIP CONSULTANTS CORP.

Traffic Recording & Information Processing

2 SURVEYORS

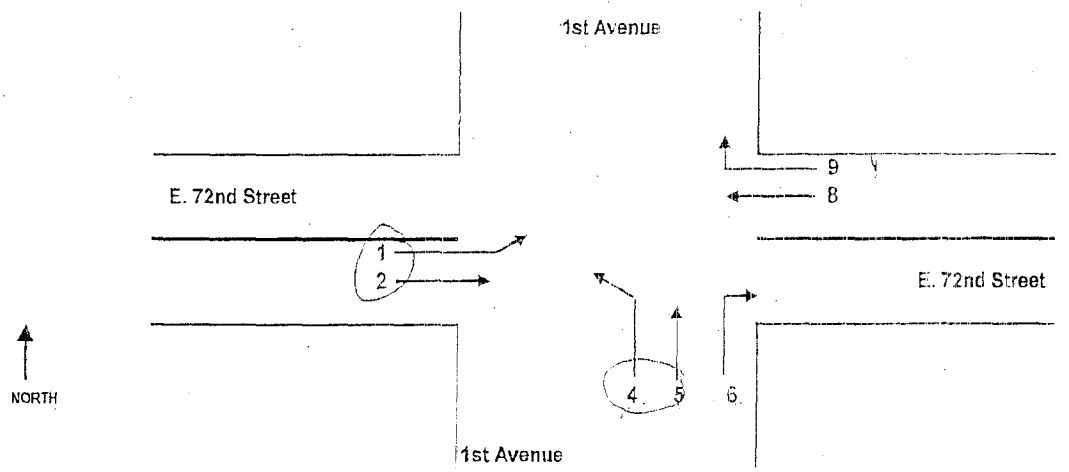

INT# 1.

INTERSECTION: 1ST AVENUE @ 72ND STREET

Surveyor's Name: Igal Blantz				COUNTER #		DRIVER	YES / NO
PEAK 12:00PM - 02:00PM		MOVEMENT NUMBER				Date: March 2nd	2007
TIME	VEHICLE TYPE	1	2	4	5		
12:00 : 12:15	Auto	36	48	32	252		
	Heavy Vehicle	4	11	4	59		
12:15 : 12:30	Auto	26	46	21	261		
	Heavy Vehicle	3	4	7	45		
12:30 : 12:45	Auto	23	48	24	275		
	Heavy Vehicle	4	4	4	55		
12:45 : 01:00	Auto	20	66	26	282		
	Heavy Vehicle	4	3	4	53		
01:00 : 01:15	Auto	21	49	35	289		
	Heavy Vehicle	2	5	7	50		
01:15 : 01:30	Auto	24	50	30	297		
	Heavy Vehicle	2	5	4	43		
01:30 : 01:45	Auto	13	56	37	312		
	Heavy Vehicle	4	4	3	57		
01:45 : 02:00	Auto	22	52	33	336		
	Heavy Vehicle	4	5	4	37		

TRIP CONSULTANTS CORP.

Traffic Recording & Information Processing

2 SURVEYORS

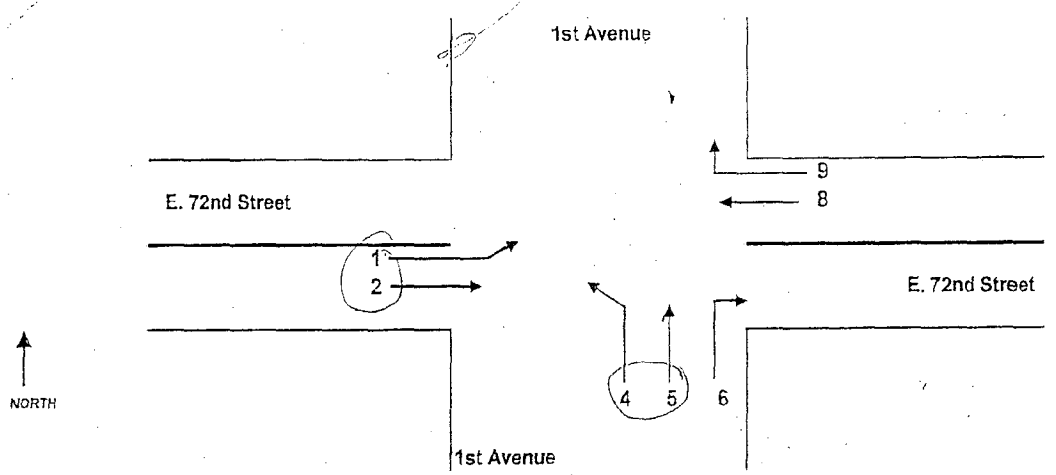

INT# 1.

INTERSECTION: 1ST AVENUE @ 72ND STREET

Surveyor's Name: Igal Blantz				COUNTER #		DRIVER	YES / NO
PEAK 04:30PM - 06:30PM		MOVEMENT NUMBER				Date: March 2 nd 2007	
TIME	VEHICLE TYPE	1	2	4	5		
04:30 : 04:45	Auto	24	59	42	427		
	Heavy Vehicle	2	4	5	29		
04:45 : 05:00	Auto	25	56	31	452		
	Heavy Vehicle	1	10	1	21		
05:00 : 05:15	Auto	21	91	34	484		
	Heavy Vehicle	3	4	3	26		
05:15 : 05:30	Auto	26	60	39	496		
	Heavy Vehicle	6	5	17	40		
05:30 : 05:45	Auto	34	49	51	492		
	Heavy Vehicle	12	7	15	36		
05:45 : 06:00	Auto	22	54	64	495		
	Heavy Vehicle	2	9	9	31		
06:00 : 06:15	Auto	24	55	39	453		
	Heavy Vehicle	1	3	19	18		
06:15 : 06:30	Auto	27	59	54	434		
	Heavy Vehicle	—	6	4	15		

TRIP CONSULTANTS CORP.

Traffic Recording & Information Processing

2 SURVEYORS

(347)907-2600

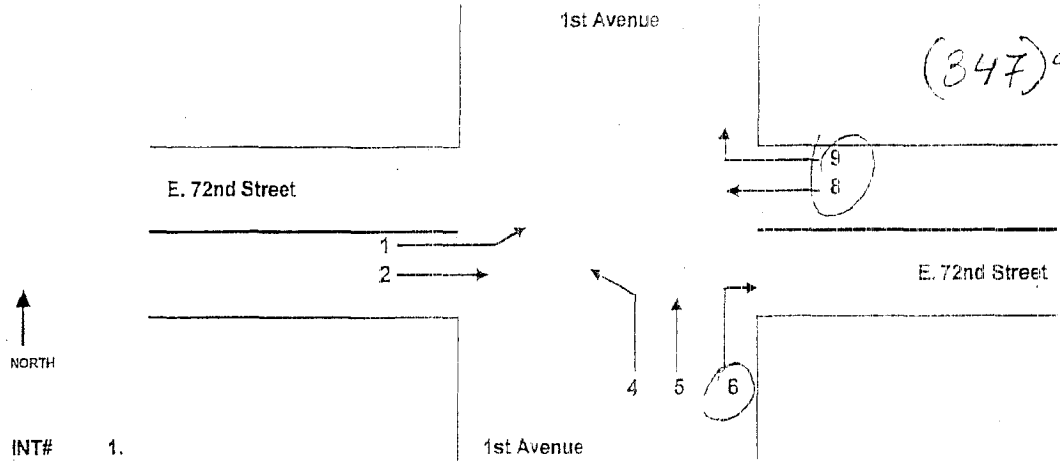

INT# 1.

INTERSECTION: 1ST AVENUE @ 72ND STREET

Surveyor's Name: Elvira Karabanova		COUNTER #				DRIVER	YES / NO
PEAK 07:00AM - 09:00AM		MOVEMENT NUMBER:			Date March 26 2007		
TIME	VEHICLE TYPE	6	8	9			
07:00 : 07:15	Auto	50	45	14			
	Heavy Vehicle	2	1	—			
07:15 : 07:30	Auto	42	52	20			
	Heavy Vehicle	5	8	3			
07:30 : 07:45	Auto	45	55	29			
	Heavy Vehicle	2	—	1			
07:45 : 08:00	Auto	21	59	13			
	Heavy Vehicle	3	3	1			
08:00 : 08:15	Auto	19	46	16			
	Heavy Vehicle	2	3	1			
08:15 : 08:30	Auto	19	60	5			
	Heavy Vehicle	2	6	—			
08:30 : 08:45	Auto	22	64	6			
	Heavy Vehicle	4	2	1			
08:45 : 09:00	Auto	15	55	12			
	Heavy Vehicle	4	1				

TRIP CONSULTANTS CORP.

Traffic Recording & Information Processing

2 SURVEYORS

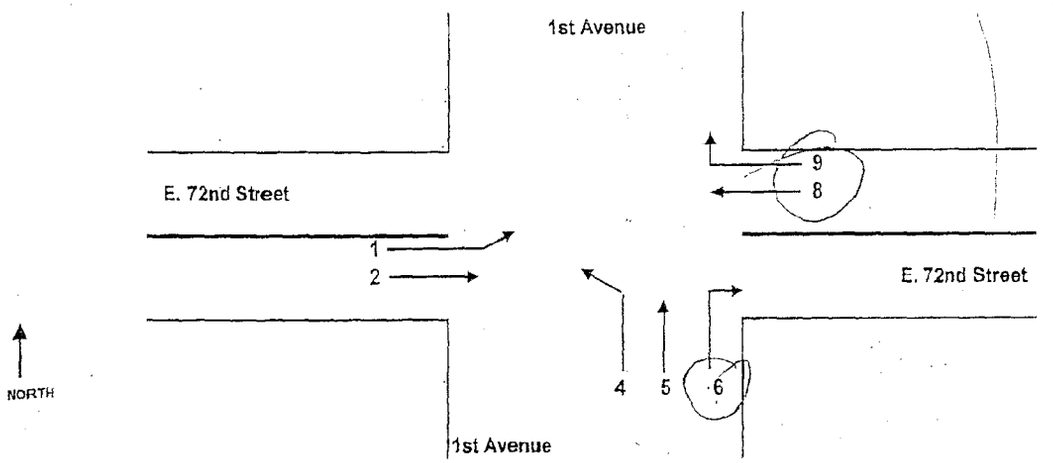

INT# 1.

INTERSECTION: 1ST AVENUE @ 72ND STREET

Surveyor's Name: Elvira Karabanova				COUNTER #		DRIVER	YES / NO
PEAK 12:00PM - 02:00PM				MOVEMENT NUMBER		Date: March,	2007
TIME	VEHICLE TYPE	6	8	9			
12:00 : 12:15	Auto	23	57	16			
	Heavy Vehicle	2	3	3			
12:15 : 12:30	Auto	19	59	10			
	Heavy Vehicle	2	4	—			
12:30 : 12:45	Auto	36	43	16			
	Heavy Vehicle	3	2	4			
12:45 : 01:00	Auto	22	54	17			
	Heavy Vehicle	1	2	—			
01:00 : 01:15	Auto	40	48	22			
	Heavy Vehicle	3	5	1			
01:15 : 01:30	Auto	43	41	16			
	Heavy Vehicle	2	3	2			
01:30 : 01:45	Auto	34	57	18			
	Heavy Vehicle	2	—	2			
01:45 : 02:00	Auto	30	51	19			
	Heavy Vehicle	3	1	1			

TRIP CONSULTANTS CORP.

Traffic Recording & Information Processing

2 SURVEYORS

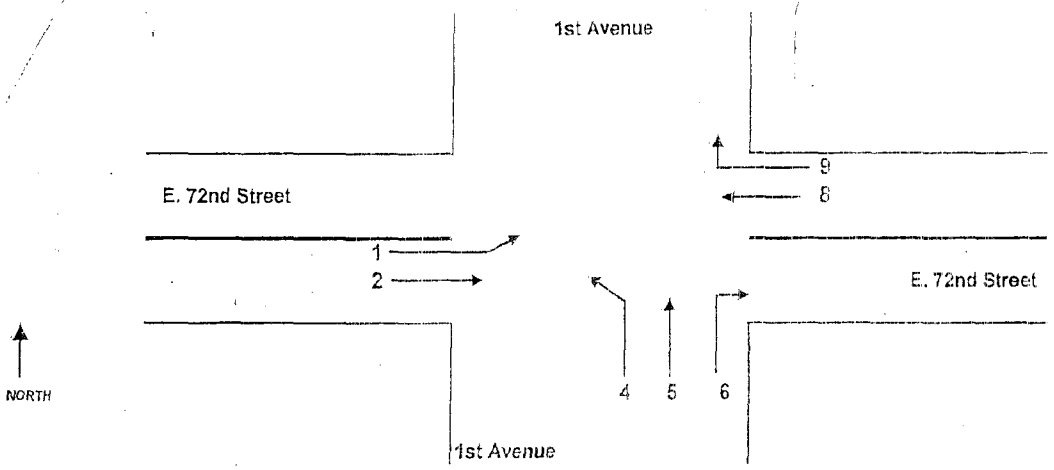

INT# 1.

INTERSECTION: 1ST AVENUE @ 72ND STREET

Surveyor's Name: Elvine Kerabanova		COUNTER #				DRIVER	YES / NO
PEAK 04:30PM - 06:30PM		MOVEMENT NUMBER				Date: March	2007
TIME	VEHICLE TYPE	6	8	9			
04:30 : 04:45	Auto	23	48	19			
	Heavy Vehicle	—	1	1			
04:45 : 05:00	Auto	26	25	7			
	Heavy Vehicle	2	2	1			
05:00 : 05:15	Auto	37	36	16			
	Heavy Vehicle	—	2	1			
05:15 : 05:30	Auto	34	45	17			
	Heavy Vehicle	—	2	1			
05:30 : 05:45	Auto	29	52	9			
	Heavy Vehicle	1	2	—			
05:45 : 06:00	Auto	34	45	5			
	Heavy Vehicle	—	—	—			
06:00 : 06:15	Auto	31	39	5			
	Heavy Vehicle	—	1	1			
06:15 : 06:30	Auto	34	36	11			
	Heavy Vehicle	1	1	2			

TRIP CONSULTANTS CORP.

Traffic Recording & Information Processing

2 SURVEYORS

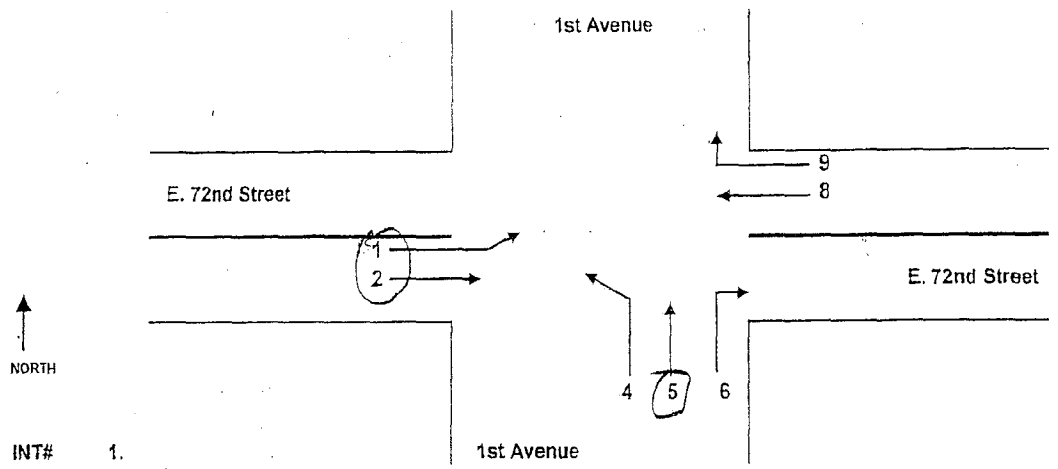

INT# 1.

INTERSECTION: 1ST AVENUE @ 72ND STREET

03.29.07

Surveyor's Name: Sergey Shanoval | COUNTER # | DRIVER | YES / NO

PEAK 07:00AM - 09:00AM | MOVEMENT NUMBER | Date: March 29, 2007

TIME	VEHICLE TYPE	1	2	5			
07:00 : 07:15	Auto	34	60	430			
	Heavy Vehicle	4	7	37			
07:15 : 07:30	Auto	29	52	338			
	Heavy Vehicle	2	8	37			
07:30 : 07:45	Auto	28	47	319			
	Heavy Vehicle	6	6	38			
07:45 : 08:00	Auto	16	58	303			
	Heavy Vehicle	0	10	38			
08:00 : 08:15	Auto	27	63	275			
	Heavy Vehicle	2	13	47			
08:15 : 08:30	Auto	54	53	244			
	Heavy Vehicle	0	6	43			
08:30 : 08:45	Auto	19	56	249			
	Heavy Vehicle	3	12	41			
08:45 : 09:00	Auto	24	57	302			
	Heavy Vehicle	6	5	39			

TRIP CONSULTANTS CORP.

Traffic Recording & Information Processing

2 SURVEYORS

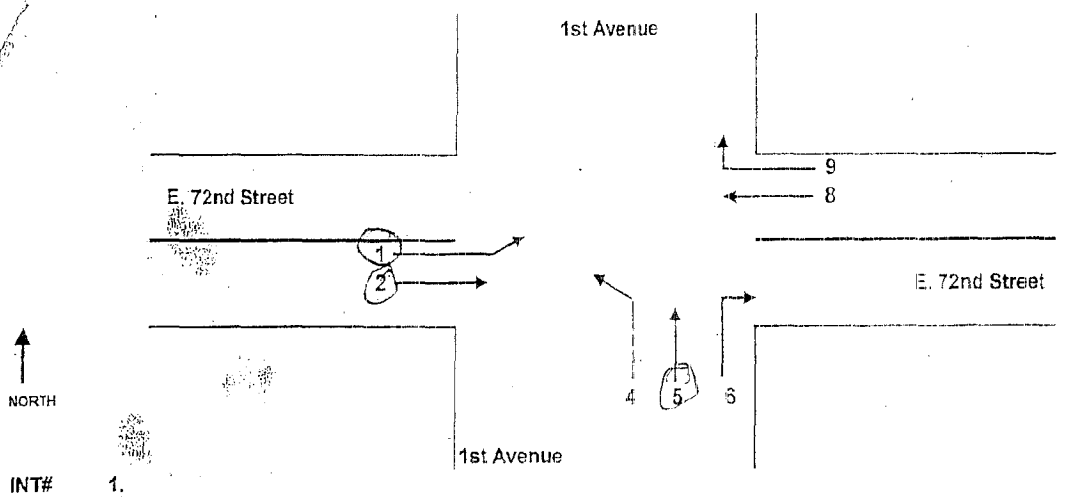

INT# 1.

INTERSECTION: 1ST AVENUE @ 72ND STREET

Surveyor's Name: Jorge Carnoval				COUNTER #		DRIVER	YES / NO
PEAK 12:00PM - 02:00PM			MOVEMENT	NUMBER		Date: March 29	2007
PEAK HR. TIME	VEHICLE TYPE	(1)	(2)	(5)			
12:00 : 12:15	Auto	40	74	256			
	Heavy Vehicle	2	5	67			
12:15 : 12:30	Auto	35	72	270			
	Heavy Vehicle	01	5	55			
12:30 : 12:45	Auto	30	50	243			
	Heavy Vehicle	3	6	42			
12:45 : 01:00	Auto	37	57	288			
	Heavy Vehicle	2	6	57			
01:00 : 01:15	Auto	39	58	338			
	Heavy Vehicle	3	5	61			
01:15 : 01:30	Auto	33	100	284			
	Heavy Vehicle	3	9	58			
01:30 : 01:45	Auto	25	36	285			
	Heavy Vehicle	10	2	44			
01:45 : 02:00	Auto	29	70	312			
	Heavy Vehicle	6	10	54			

TRIP CONSULTANTS CORP.

Traffic Recording & Information Processing

2 SURVEYORS

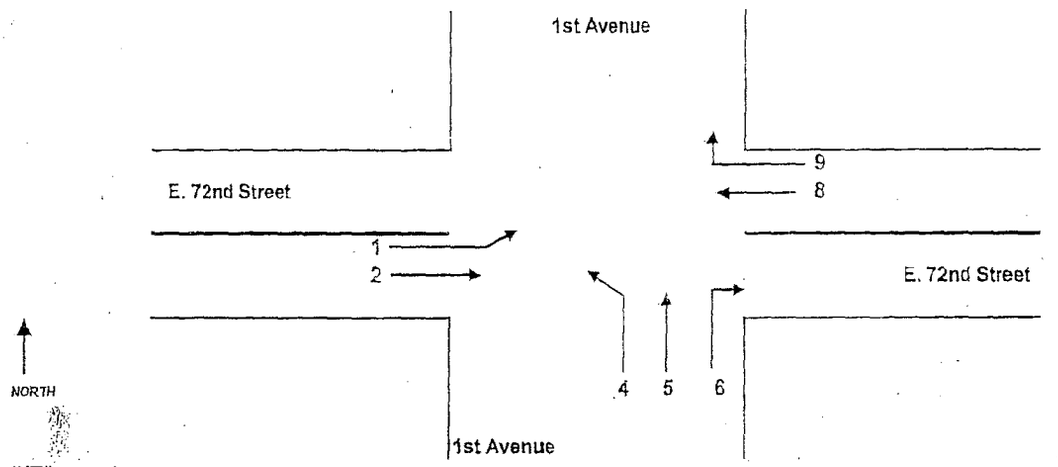

INT# 1.

INTERSECTION: 1ST AVENUE @ 72ND STREET

Surveyor's Name: Sergey Shapoval COUNTER # DRIVER YES / NO

PEAK 04:30PM - 06:30PM MOVEMENT NUMBER Date: March 29, 2007

TIME	VEHICLE TYPE	1	2	5			
04:30 : 04:45	Auto	26	52	419			
	Heavy Vehicle	0	10	52			
04:45 : 05:00	Auto	17	59	422			
	Heavy Vehicle	1	5	29			
05:00 : 05:15	Auto	23	61	426			
	Heavy Vehicle	1	6	25			
05:15 : 05:30	Auto	18	46	465			
	Heavy Vehicle	2	4	37			
05:30 : 05:45	Auto	31	43	421			
	Heavy Vehicle	1	6	24			
05:45 : 06:00	Auto	28	62	540			
	Heavy Vehicle	0	18	18			
06:00 : 06:15	Auto	34	52	479			
	Heavy Vehicle	1	5	36			
06:15 : 06:30	Auto	29	56	475			
	Heavy Vehicle	1	4	21			

TRIP CONSULTANTS CORP.

Traffic Recording & Information Processing

2 SURVEYORS

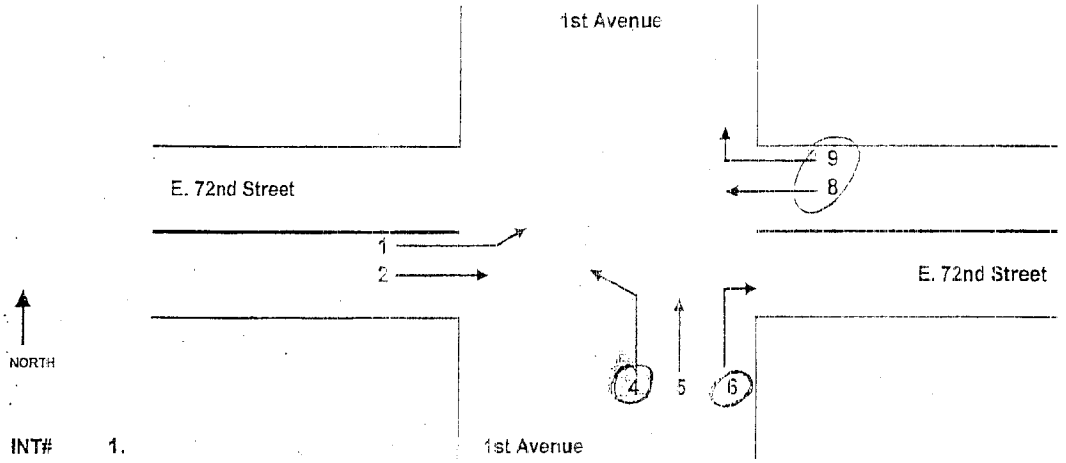

INT# 1.

INTERSECTION: 1ST AVENUE @ 72ND STREET

Surveyor's Name: Natalya Goltsfarb COUNTER # DRIVER YES / NO

PEAK 07:00AM - 09:00AM MOVEMENT NUMBER Date: March 29 2007

TIME	VEHICLE TYPE	4	6	8	9		
07:00 : 07:15	Auto	40	48	48	12		
	Heavy Vehicle	3	3	2	1		
07:15 : 07:30	Auto	42	47	51	30		
	Heavy Vehicle	3	2	5	—		
07:30 : 07:45	Auto	37	35	57	24		
	Heavy Vehicle	4	4	3	2		
07:45 : 08:00	Auto	32	27	52	16		
	Heavy Vehicle	8	2	2	—		
08:00 : 08:15	Auto	25	20	49	21		
	Heavy Vehicle	6	1	4	3		
08:15 : 08:30	Auto	25	21	46	19		
	Heavy Vehicle	2	1	—	3		
08:30 : 08:45	Auto	37	26	47	15		
	Heavy Vehicle	9	1	5	2		
08:45 : 09:00	Auto	39	33	48	12		
	Heavy Vehicle	4	6	1	2		

TRIP CONSULTANTS CORP.

Traffic Recording & Information Processing

2 SURVEYORS

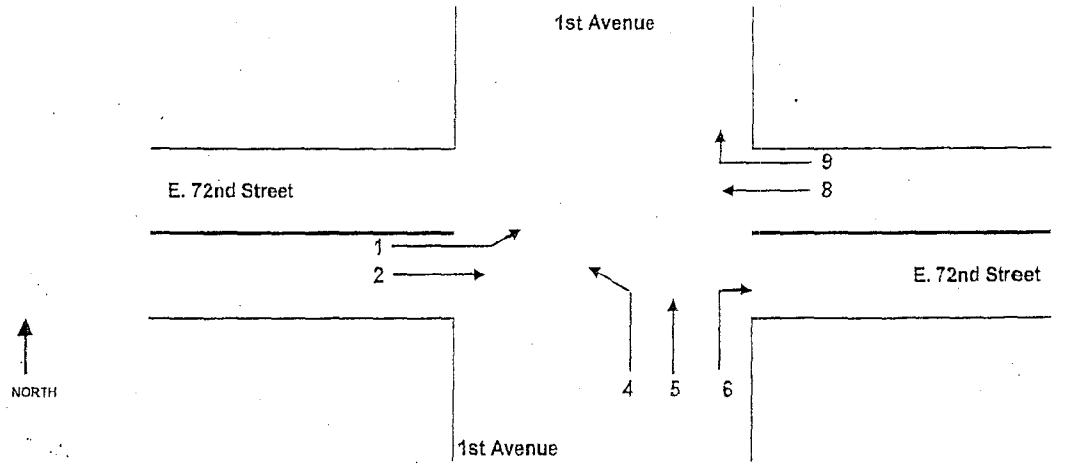

INT# 1.

INTERSECTION: 1ST AVENUE @ 72ND STREET

Surveyor's Name: N. Goetsgard | COUNTER # | DRIVER | YES / NO

PEAK 12:00PM 02:00PM | MOVEMENT NUMBER | Date: March 29, 2007

TIME	VEHICLE TYPE	4	6	8	9		
12:00 : 12:15	Auto	32	44	61	16		
	Heavy Vehicle	4	6	3	1		
12:15 : 12:30	Auto	25	30	71	12		
	Heavy Vehicle	5	3	7	—		
12:30 : 12:45	Auto	36	45	69	17		
	Heavy Vehicle	7	2	4	—		
12:45 : 01:00	Auto	31	31	49	16		
	Heavy Vehicle	4	2	1	1		
01:00 : 01:15	Auto	37	27	52	19		
	Heavy Vehicle	1	8	2	1		
01:15 : 01:30	Auto	38	37	57	21		
	Heavy Vehicle	4	2	4	—		
01:30 : 01:45	Auto	44	36	58	12		
	Heavy Vehicle	4	5	—	1		
01:45 : 02:00	Auto	32	37	62	16		
	Heavy Vehicle	4	3	3	1		

TRIP CONSULTANTS CORP.

Traffic Recording & Information Processing

2 SURVEYORS

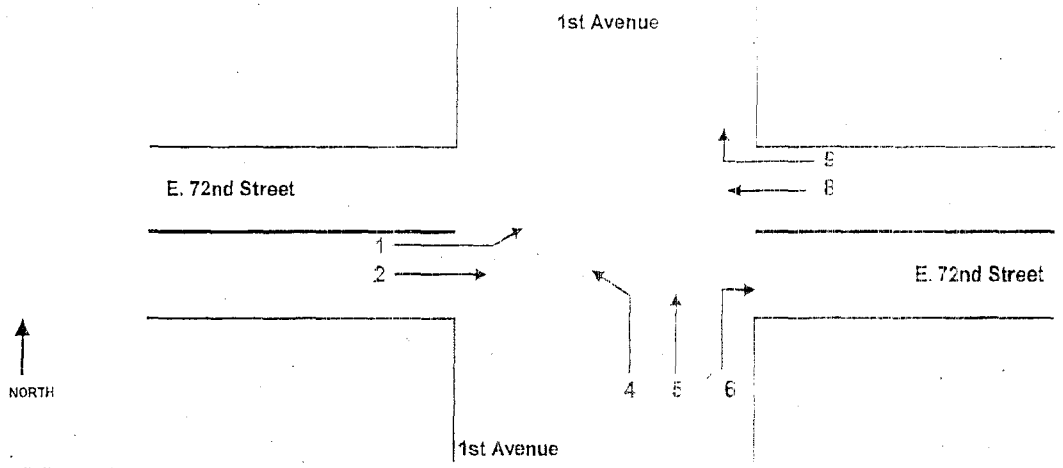

INT# 1.

INTERSECTION: 1ST AVENUE @ 72ND STREET

Surveyor's Name: Natalya Goltsman

COUNTER #

DRIVER

YES / NO

PEAK 04:30PM - 06:30PM — MOVEMENT NUMBER — Date: March 29, 2007

TIME	VEHICLE TYPE	4	6	8	9
04:30 : 04:45	Auto	35	32	40	14
	Heavy Vehicle	5	1	—	1
04:45 : 05:00	Auto	28	23	34	8
	Heavy Vehicle	1	3	1	—
05:00 : 05:15	Auto	37	31	42	18
	Heavy Vehicle	4	—	1	—
05:15 : 05:30	Auto	30	23	37	14
	Heavy Vehicle	4	1	1	1
05:30 : 05:45	Auto	38	34	41	10
	Heavy Vehicle	4	—	2	—
05:45 : 06:00	Auto	34	30	42	10
	Heavy Vehicle	2	1	1	1
06:00 : 06:15	Auto	36	31	40	14
	Heavy Vehicle	3	—	2	1
06:15 : 06:30	Auto	37	37	48	13
	Heavy Vehicle	2	—	1	2

TRIP CONSULTANTS CORP.

Traffic Recording & Information Processing

2 SURVEYORS

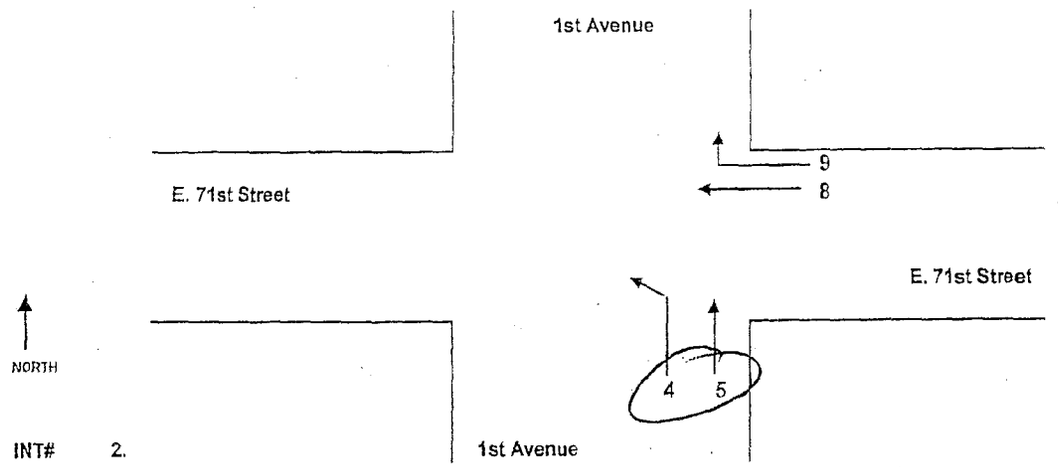

INT# 2.

INTERSECTION: 1ST AVENUE @ 71ST STREET

Surveyor's Name: Aleksandr Borodin				COUNTER #		DRIVER	YES / NO
PEAK 07:00AM - 09:00AM		MOVEMENT NUMBER				Date: March 7	2007
TIME PERIOD	VEHICLE TYPE	4	5				
07:00 : 07:15	Auto	42	448				
	Heavy Vehicle	—	37				
07:15 : 07:30	Auto	42	419				
	Heavy Vehicle	1	41				
07:30 : 07:45	Auto	41	405				
	Heavy Vehicle	—	43				
07:45 : 08:00	Auto	52	394				
	Heavy Vehicle	2	53				
08:00 : 08:15	Auto	45	391				
	Heavy Vehicle	1	41				
08:15 : 08:30	Auto	30	356				
	Heavy Vehicle	—	49				
08:30 : 08:45	Auto	40	340				
	Heavy Vehicle	1	55				
08:45 : 09:00	Auto	25	347				
	Heavy Vehicle	3	47				

TRIP CONSULTANTS CORP.

Traffic Recording & Information Processing

2 SURVEYORS

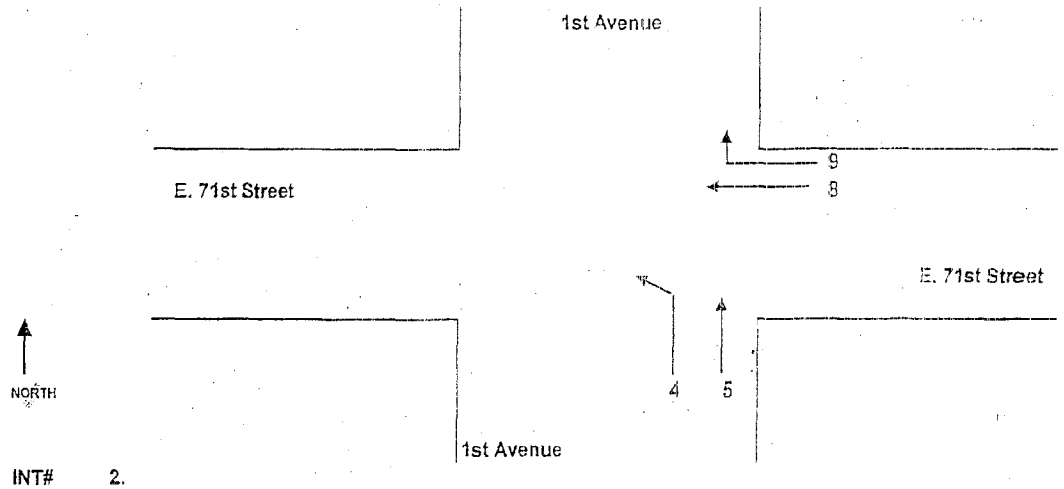

INT# 2.

INTERSECTION: 1ST AVENUE @ 71ST STREET

Surveyor's Name: Alexander Borodin				COUNTER #		DRIVER	YES / NO
PEAK 12:00PM - 02:00PM			MOVEMENT NUMBER			Date: March 27	2007
TIME	VEHICLE TYPE	4	5				
12:00 : 12:15	Auto	36	298				
	Heavy Vehicle	2	78				
12:15 : 12:30	Auto	29	364				
	Heavy Vehicle	3	61				
12:30 : 12:45	Auto	37	353				
	Heavy Vehicle	3	48				
12:45 : 01:00	Auto	33	345				
	Heavy Vehicle	—	57				
01:00 : 01:15	Auto	35	320				
	Heavy Vehicle	—	62				
01:15 : 01:30	Auto	18	370				
	Heavy Vehicle	4	54				
01:30 : 01:45	Auto	30	375				
	Heavy Vehicle	4	43				
01:45 : 02:00	Auto	34	384				
	Heavy Vehicle	2	46				

TRIP CONSULTANTS CORP.

Traffic Recording & Information Processing

2 SURVEYORS

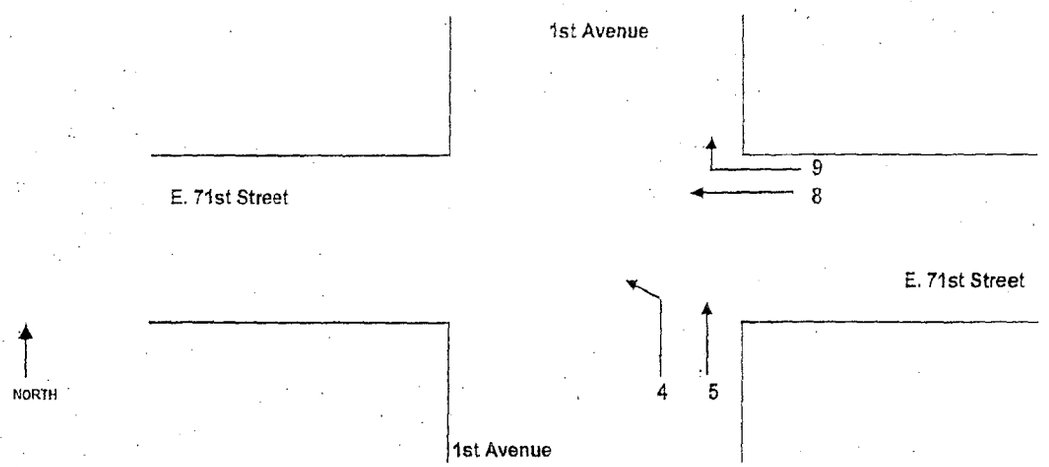

INT# 2.

INTERSECTION: 1ST AVENUE @ 71ST STREET

Surveyor's Name: Alexander Borodik COUNTER # DRIVER YES / NO

PEAK 04:30PM - 06:30PM MOVEMENT NUMBER Date: March 27 2007

TIMES	VEHICLE TYPE	4	5				
04:30 : 04:45	Auto	45	561				
	Heavy Vehicle	1	29				
04:45 : 05:00	Auto	35	566				
	Heavy Vehicle	1	29				
05:00 : 05:15	Auto	35	546				
	Heavy Vehicle	—	34				
05:15 : 05:30	Auto	32	633				
	Heavy Vehicle	—	23				
05:30 : 05:45	Auto	37	604				
	Heavy Vehicle	—	24				
05:45 : 06:00	Auto	42	624				
	Heavy Vehicle	—	29				
06:00 : 06:15	Auto	41	641				
	Heavy Vehicle	—	15				
06:15 : 06:30	Auto	38	646				
	Heavy Vehicle	1	22				

TRIP CONSULTANTS CORP.

Traffic Recording & Information Processing

2 SURVEYORS

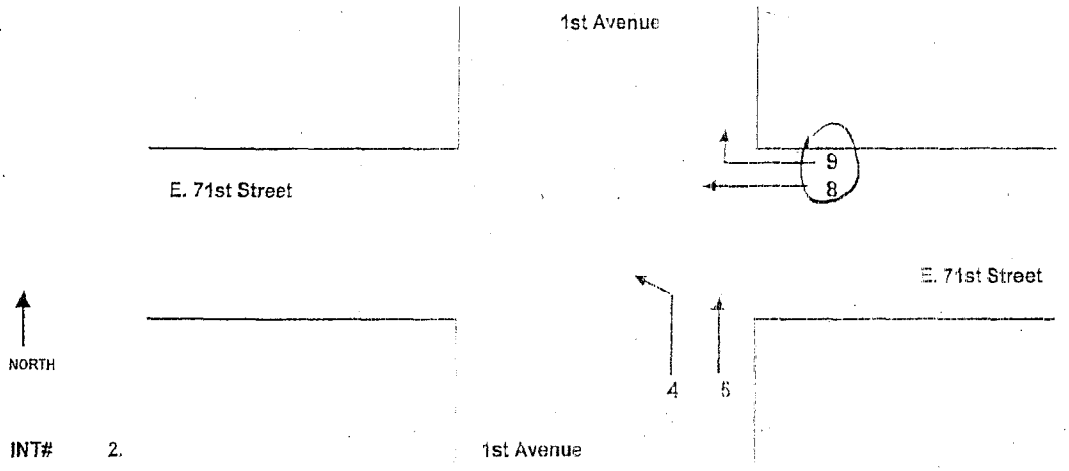

INT# 2. 1st Avenue

INTERSECTION: 1ST AVENUE @ 71ST STREET

Surveyor's Name: IRINA PEREL				COUNTER #		DRIVER	YES / NO
PEAK 07:00AM - 09:00AM		MOVEMENT NUMBER				Date March 27, 2007	
TIME	VEHICLE TYPE	(8)	(9)				
07:00 : 07:15	Auto	56	10				
	Heavy Vehicle	6	-				
07:15 : 07:30	Auto	41	13				
	Heavy Vehicle	7	2				
07:30 : 07:45	Auto	14	7				
	Heavy Vehicle	1	3				
07:45 : 08:00	Auto	49	19				
	Heavy Vehicle	3	1				
08:00 : 08:15	Auto	28	14				
	Heavy Vehicle	2	3				
08:15 : 08:30	Auto	54	14				
	Heavy Vehicle	2	5				
08:30 : 08:45	Auto	34	18				
	Heavy Vehicle	2	3				
08:45 : 09:00	Auto	19	28				
	Heavy Vehicle	2	4				

TRIP CONSULTANTS CORP.

Traffic Recording & Information Processing

2 SURVEYORS

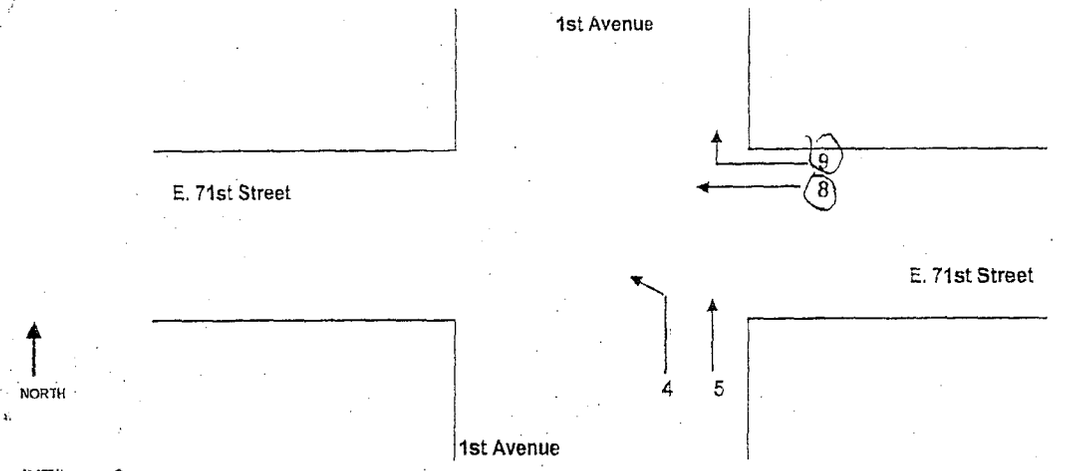

INT# 2.

INTERSECTION: 1ST AVENUE @ 71ST STREET

Surveyor's Name: IRINA PEREL				COUNTER #		DRIVER	YES / NO
PEAK 12:00PM - 02:00PM		MOVEMENT NUMBER				Date: March 27 2007	
START TIME	VEHICLE TYPE	(8)	(9)				
12:00 : 12:15	Auto	60	21				
	Heavy Vehicle	2	3				
12:15 : 12:30	Auto	44	24				
	Heavy Vehicle	2	5				
12:30 : 12:45	Auto	53	24				
	Heavy Vehicle	2	4				
12:45 : 01:00	Auto	51	25				
	Heavy Vehicle	2	4				
01:00 : 01:15	Auto	47	17				
	Heavy Vehicle	3	4				
01:15 : 01:30	Auto	54	23				
	Heavy Vehicle	1	3				
01:30 : 01:45	Auto	68	17				
	Heavy Vehicle	—	2				
01:45 : 02:00	Auto	58	16				
	Heavy Vehicle	3	1				

TRIP CONSULTANTS CORP.

Traffic Recording & Information Processing

2 SURVEYORS

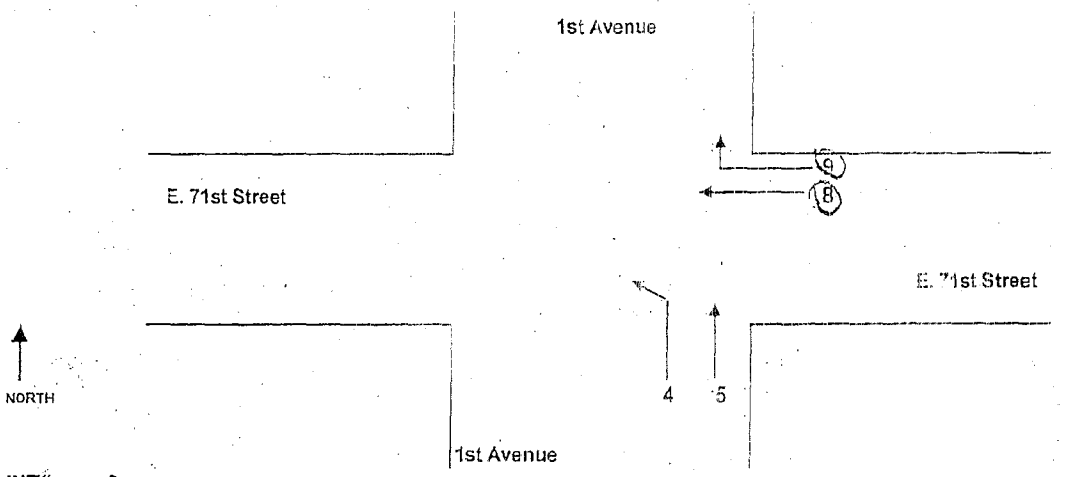

INT# 2.

INTERSECTION: 1ST AVENUE @ 71ST STREET

Surveyor's Name: IRINA PERELL				COUNTER #		DRIVER	YES / NO
PEAK 04:30PM - 06:30PM		MOVEMENT NUMBER				Date: March 27, 2007	
TIME	VEHICLE TYPE	(8)	(9)				
04:30 : 04:45	Auto	59	35				
	Heavy Vehicle	1	3				
04:45 : 05:00	Auto	52	23				
	Heavy Vehicle	3	2				
05:00 : 05:15	Auto	58	27				
	Heavy Vehicle	2	3				
05:15 : 05:30	Auto	62	26				
	Heavy Vehicle	–	2				
05:30 : 05:45	Auto	48	30				
	Heavy Vehicle	–	5				
05:45 : 06:00	Auto	58	21				
	Heavy Vehicle	–	2				
06:00 : 06:15	Auto	79	24				
	Heavy Vehicle	–	2				
06:15 : 06:30	Auto	68	28				
	Heavy Vehicle	1	2				

TRIP CONSULTANTS CORP.

(347) 907-2600

Traffic Recording & Information Processing

2 SURVEYORS

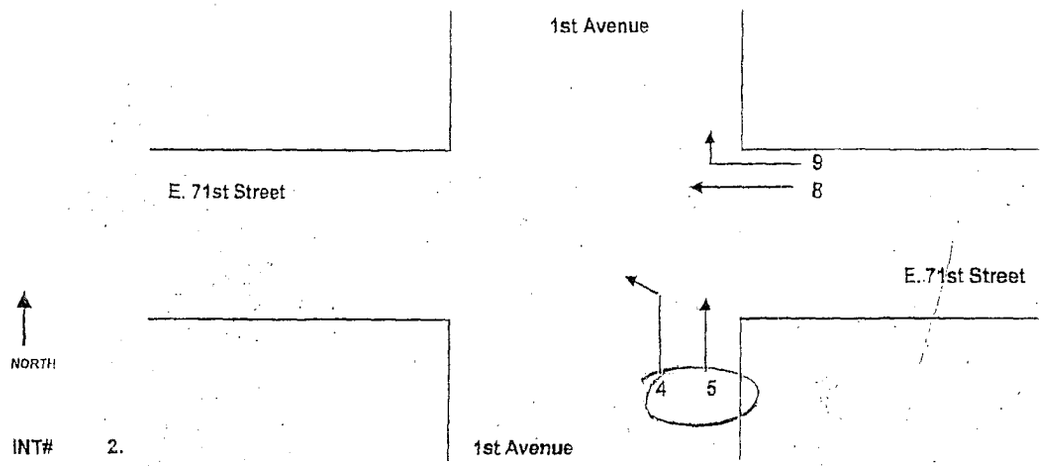

INTERSECTION: 1ST AVENUE @ 71ST STREET

Surveyor's Name: Aleksandr Borodin | COUNTER # | | DRIVER | YES / NO

PEAK 07:00AM - 09:00AM | MOVEMENT NUMBER | Date March 2007

TIME	VEHICLE TYPE	4	5				
07:00 : 07:15	Auto	41	477				
	Heavy Vehicle	—	30				
07:15 : 07:30	Auto	56	459				
	Heavy Vehicle	—	30				
07:30 : 07:45	Auto	51	425				
	Heavy Vehicle	2	37				
07:45 : 08:00	Auto	53	404				
	Heavy Vehicle	—	40				
08:00 : 08:15	Auto	46	399				
	Heavy Vehicle	—	37				
08:15 : 08:30	Auto	50	365				
	Heavy Vehicle	1	52				
08:30 : 08:45	Auto	49	392				
	Heavy Vehicle	2	46				
08:45 : 09:00	Auto	42	340				
	Heavy Vehicle	1	49				

TRIP CONSULTANTS CORP.

Traffic Recording & Information Processing

2 SURVEYORS

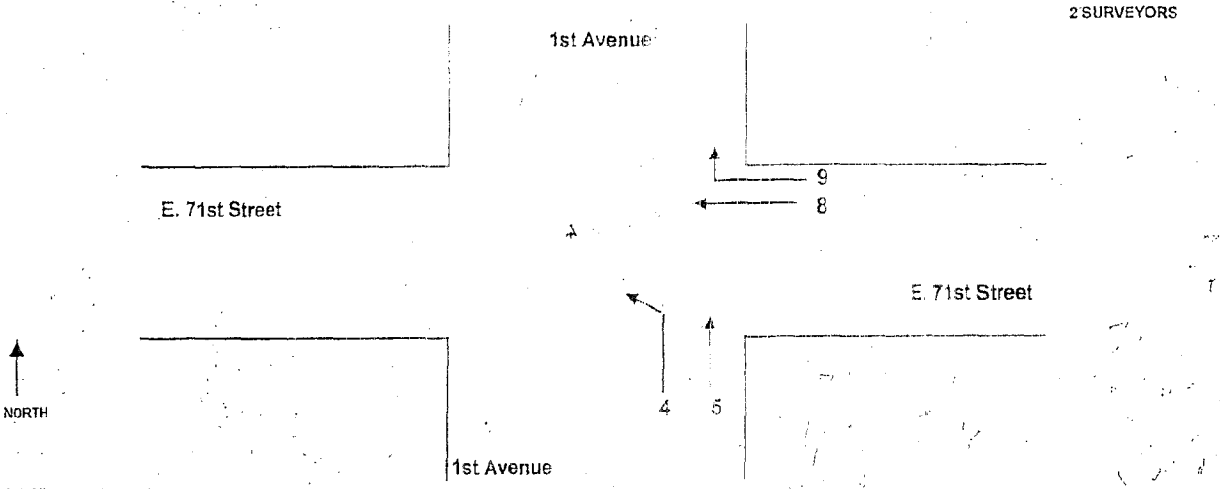

INT# 2.

INTERSECTION: 1ST AVENUE @ 71ST STREET

Surveyor's Name: Aleksandr Borodin		COUNTER #				DRIVER	YES / NO
PEAK: 12:00PM-02:00PM		MOVEMENT NUMBER				Date: March 1 & 2, 2007	
PEAK HOUR TIME	VEHICLE TYPE	4	5				
12:00 : 12:15	Auto	40	276				
	Heavy Vehicle	3	60				
12:15 : 12:30	Auto	27	290				
	Heavy Vehicle	2	48				
12:30 : 12:45	Auto	22	298				
	Heavy Vehicle	4	54				
12:45 : 01:00	Auto	37	314				
	Heavy Vehicle	7	55				
01:00 : 01:15	Auto	37	316				
	Heavy Vehicle	1	59				
01:15 : 01:30	Auto	42	363				
	Heavy Vehicle	2	52				
01:30 : 01:45	Auto	34	385				
	Heavy Vehicle	2	58				
01:45 : 02:00	Auto	37	366				
	Heavy Vehicle	2	38				

TRIP CONSULTANTS CORP.

Traffic Recording & Information Processing

2 SURVEYORS

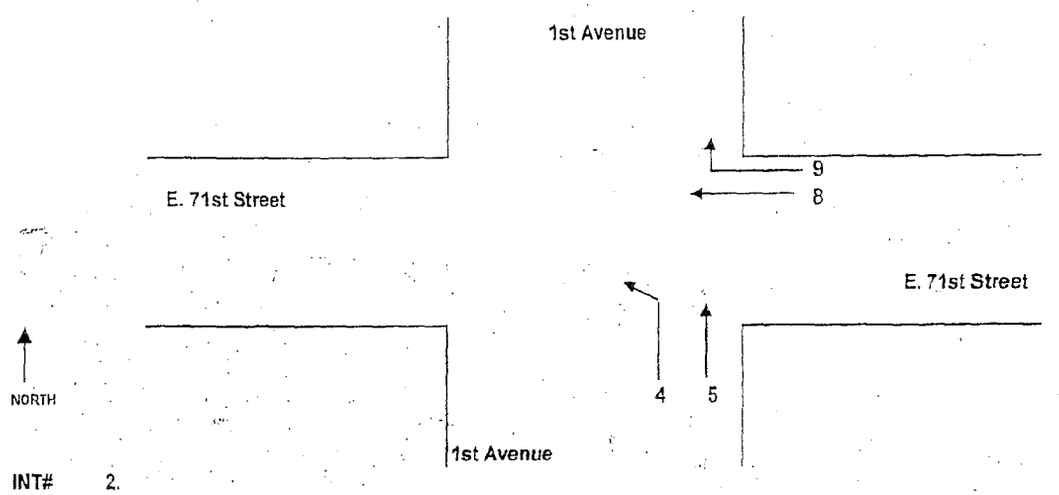

INT# 2.

INTERSECTION: 1ST AVENUE @ 71ST STREET

Surveyor's Name: Aleksandr Borodin		COUNTER #				DRIVER	YES / NO
PEAK 04:30PM - 06:30PM		MOVEMENT NUMBER				Date: March 15, 2007	
TIME	VEHICLE TYPE	4	5				
04:30 : 04:45	Auto	25	537				
	Heavy Vehicle	2	28				
04:45 : 05:00	Auto	34	575				
	Heavy Vehicle	1	22				
05:00 : 05:15	Auto	37	531				
	Heavy Vehicle	5	35				
05:15 : 05:30	Auto	49	528				
	Heavy Vehicle	—	38				
05:30 : 05:45	Auto	41	553				
	Heavy Vehicle	—	29				
05:45 : 06:00	Auto	45	525				
	Heavy Vehicle	—	23				
06:00 : 06:15	Auto	34	492				
	Heavy Vehicle	1	17				
06:15 : 06:30	Auto	28	514				
	Heavy Vehicle	—	21				

TRIP CONSULTANTS CORP.

Traffic Recording & Information Processing

2 SURVEYORS

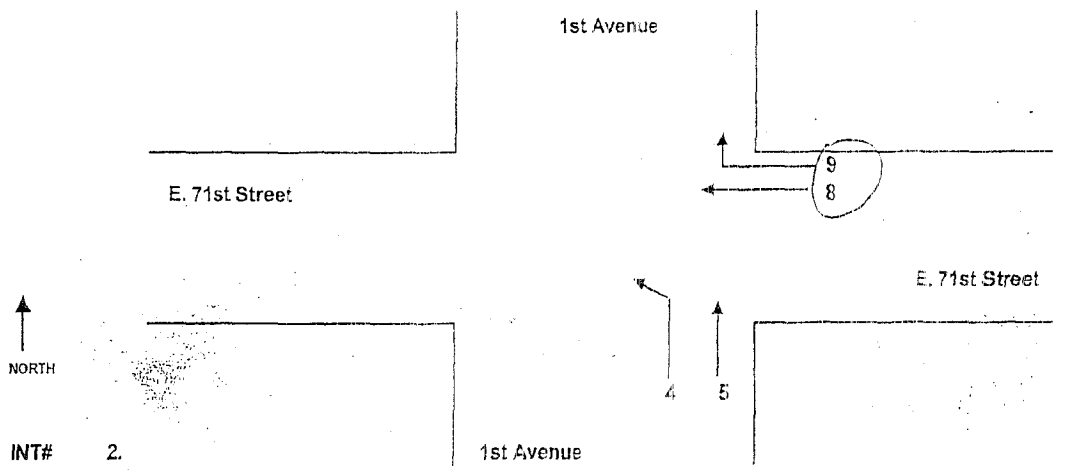

INTERSECTION: 1ST AVENUE @ 71ST STREET

Surveyor's Name: IRINA PERDL				COUNTER #		DRIVER	YES / NO
PEAK 07:00AM - 09:00AM			MOVEMENT NUMBER			Date March 06 2007	
TIME	VEHICLE TYPE	(8)	(9)				
07:00 : 07:15	Auto	42	22				
	Heavy Vehicle	1	6				
07:15 : 07:30	Auto	36	13				
	Heavy Vehicle	1	5				
07:30 : 07:45	Auto	43	17				
	Heavy Vehicle	3	8				
07:45 : 08:00	Auto	39	18				
	Heavy Vehicle	3	4				
08:00 : 08:15	Auto	42	23				
	Heavy Vehicle	3	5				
08:15 : 08:30	Auto	41	21				
	Heavy Vehicle	3	3				
08:30 : 08:45	Auto	45	16				
	Heavy Vehicle	1	7				
08:45 : 09:00	Auto	34	12				
	Heavy Vehicle	4	2				

TRIP CONSULTANTS CORP.

Traffic Recording & Information Processing

2 SURVEYORS

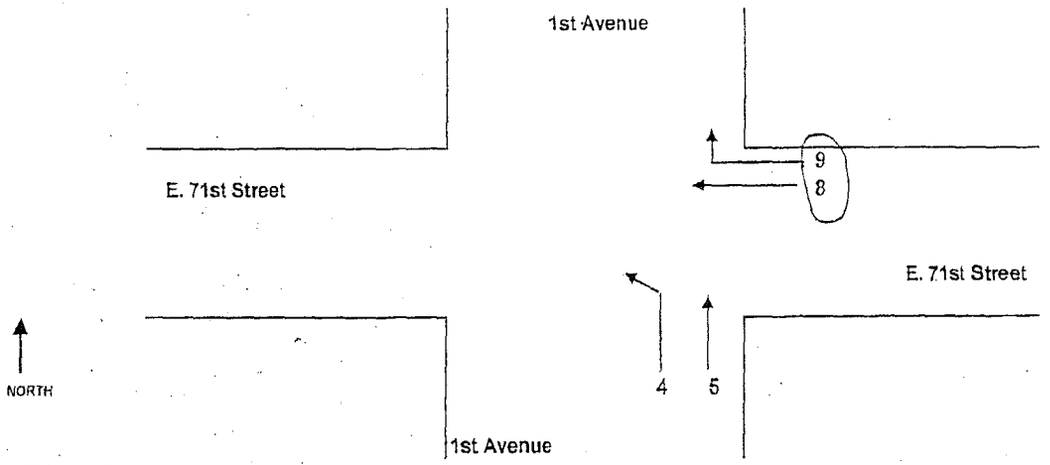

INT# 2.

INTERSECTION: 1ST AVENUE @ 71ST STREET

Surveyor's Name: IRINA PEREL				COUNTER #		DRIVER	YES / NO
PEAK 12:00PM - 02:00PM		MOVEMENT NUMBER			Date: March 22 2007		
TIMES	VEHICLE TYPE	(8)	(9)				
12:00 : 12:15	Auto	31	31				
	Heavy Vehicle	2	6				
12:15 : 12:30	Auto	52	20				
	Heavy Vehicle	4	6				
12:30 : 12:45	Auto	50	19				
	Heavy Vehicle	2	6				
12:45 : 01:00	Auto	56	17				
	Heavy Vehicle	3	5				
01:00 : 01:15	Auto	63	23				
	Heavy Vehicle	1	4				
01:15 : 01:30	Auto	47	17				
	Heavy Vehicle	2	4				
01:30 : 01:45	Auto	55	27				
	Heavy Vehicle	1	4				
01:45 : 02:00	Auto	50	23				
	Heavy Vehicle	6	3				

TRIP CONSULTANTS CORP.

Traffic Recording & Information Processing

2 SURVEYORS

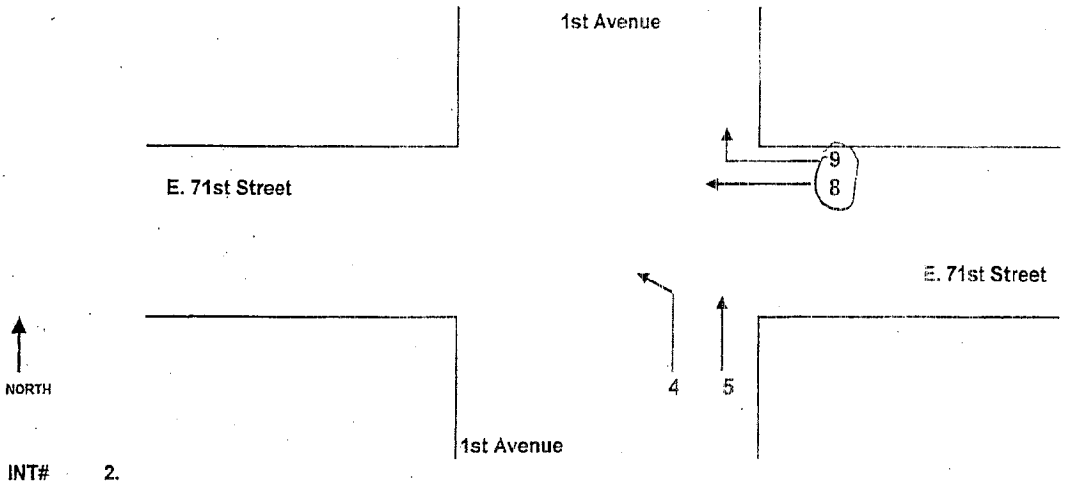

INT# 2.

INTERSECTION: 1ST AVENUE @ 71ST STREET

Surveyor's Name: IRINA PEREL				COUNTER #		DRIVER	YES / NO
PEAK: 04:30PM - 05:30PM			MOVEMENT NUMBER			Date: March 22, 2007	
TIME	VEHICLE TYPE	(8)	(9)				
04:30 : 04:45	Auto	71	23				
	Heavy Vehicle	3	3				
04:45 : 05:00	Auto	42	17				
	Heavy Vehicle	-	3				
05:00 : 05:15	Auto	62	11				
	Heavy Vehicle	1	2				
05:15 : 05:30	Auto	44	27				
	Heavy Vehicle	2	2				
05:30 : 05:45	Auto	72	23				
	Heavy Vehicle	2	2				
05:45 : 06:00	Auto	59	15				
	Heavy Vehicle	1	3				
06:00 : 06:15	Auto	54	20				
	Heavy Vehicle	-	3				
06:15 : 06:30	Auto	61	22				
	Heavy Vehicle	-	3				

TRIP CONSULTANTS CORP.

Traffic Recording & Information Processing

2 SURVEYORS

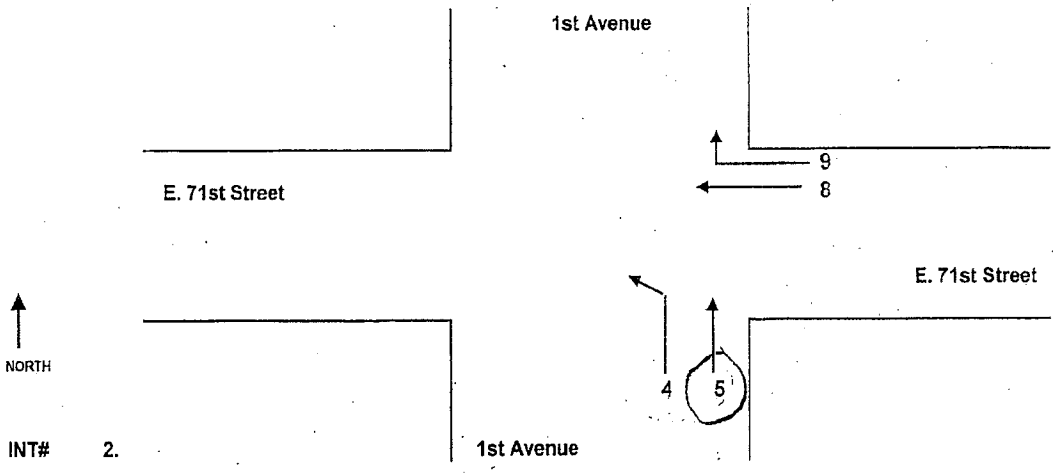

INT# 2.

INTERSECTION: 1ST AVENUE @ 71ST STREET

Surveyor's Name: Aleksandar Borodin | COUNTER # | | DRIVER | YES / NO

PEAK: 07:00AM - 09:00AM | MOVEMENT NUMBER | Date: March 29, 2007

TIME	VEHICLE TYPE	5					
07:00 : 07:15	Auto	477					
	Heavy Vehicle	38					
07:15 : 07:30	Auto	445					
	Heavy Vehicle	44					
07:30 : 07:45	Auto	373					
	Heavy Vehicle	40					
07:45 : 08:00	Auto	337					
	Heavy Vehicle	44					
08:00 : 08:15	Auto	295					
	Heavy Vehicle	50					
08:15 : 08:30	Auto	273					
	Heavy Vehicle	44					
08:30 : 08:45	Auto	285					
	Heavy Vehicle	46					
08:45 : 09:00	Auto	369					
	Heavy Vehicle	44					

TRIP CONSULTANTS CORP.

Traffic Recording & Information Processing

2 SURVEYORS

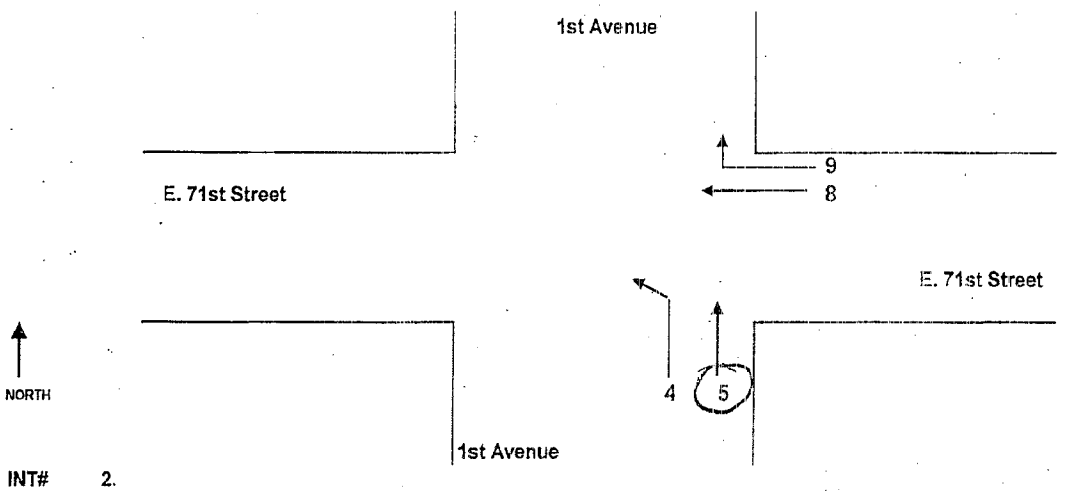

INT# 2.

INTERSECTION: 1ST AVENUE @ 71ST STREET

Surveyor's Name: Aleksandr Borodin | COUNTER # | DRIVER | YES / NO

PEAK 12:00PM - 02:00PM | MOVEMENT NUMBER | Date March 29 2007

TIME	VEHICLE TYPE	5					
12:00 : 12:15	Auto	346					
	Heavy Vehicle	54					
12:15 : 12:30	Auto	324					
	Heavy Vehicle	57					
12:30 : 12:45	Auto	336					
	Heavy Vehicle	54					
12:45 : 01:00	Auto	351					
	Heavy Vehicle	60					
01:00 : 01:15	Auto	366					
	Heavy Vehicle	58					
01:15 : 01:30	Auto	367					
	Heavy Vehicle	56					
01:30 : 01:45	Auto	350					
	Heavy Vehicle	57					
01:45 : 02:00	Auto	371					
	Heavy Vehicle	53					

TRIP CONSULTANTS CORP.

Traffic Recording & Information Processing

2 SURVEYORS

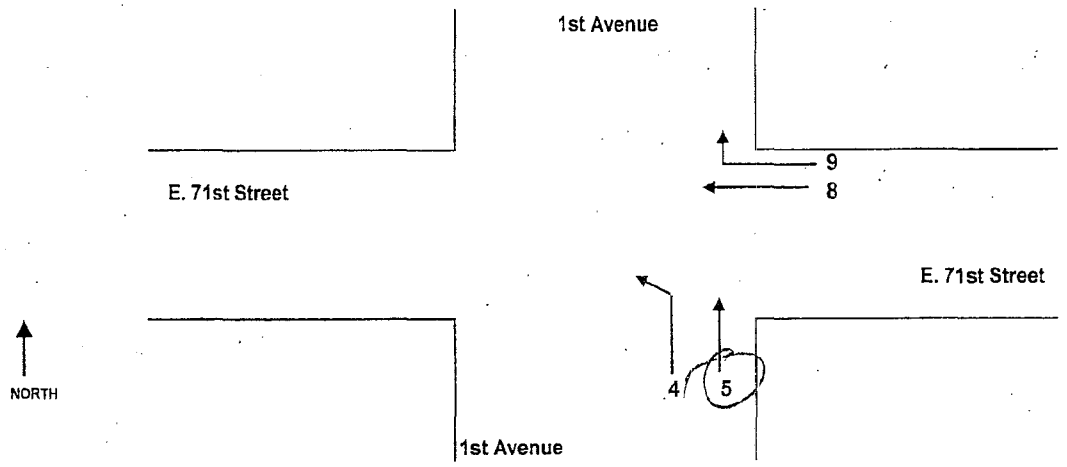

INT# 2.

INTERSECTION: 1ST AVENUE @ 71ST STREET

Surveyor's Name: Alexandr Borodin				COUNTER #		DRIVER	YES / NO
PEAK 04:30PM - 06:30PM			MOVEMENT NUMBER			Date: March 19, 2007	
TIME	VEHICLE TYPE	5					
04:30 : 04:45	Auto	494					
	Heavy Vehicle	22					
04:45 : 05:00	Auto	485					
	Heavy Vehicle	29					
05:00 : 05:15	Auto	539					
	Heavy Vehicle	27					
05:15 : 05:30	Auto	500					
	Heavy Vehicle	37					
05:30 : 05:45	Auto	522					
	Heavy Vehicle	27					
05:45 : 06:00	Auto	540					
	Heavy Vehicle	19					
06:00 : 06:15	Auto	550					
	Heavy Vehicle	37					
06:15 : 06:30	Auto	546					
	Heavy Vehicle	17					

TRIP CONSULTANTS CORP.

Traffic Recording & Information Processing

2 SURVEYORS

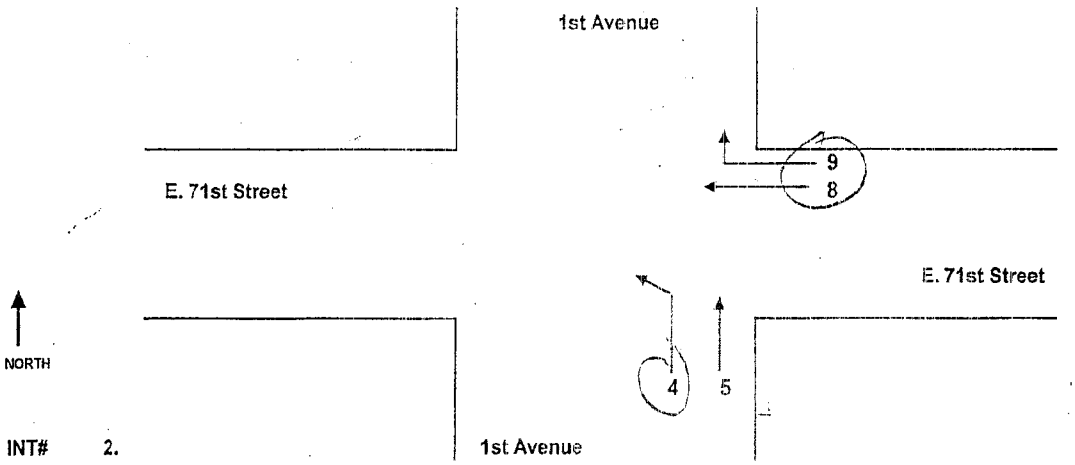

INTERSECTION: 1ST AVENUE @ 71ST STREET

Surveyor's Name: Leonid Gurevich				COUNTER #		DRIVER	YES / NO
PEAK 07:00AM - 09:00AM			MOVEMENT	NUMBER		Date March 2	2007
TIME	VEHICLE TYPE	8	9	4			
07:00 : 07:15	Auto	42	13	26			
	Heavy Vehicle	2	5	—			
07:15 : 07:30	Auto	38	32	32			
	Heavy Vehicle	4	7	—			
07:30 : 07:45	Auto	33	17	48			
	Heavy Vehicle	—	3	1			
07:45 : 08:00	Auto	39	19	42			
	Heavy Vehicle	—	6	2			
08:00 : 08:15	Auto	35	22	54			
	Heavy Vehicle	2	7	4			
08:15 : 08:30	Auto	27	15	46			
	Heavy Vehicle	2	8	1			
08:30 : 08:45	Auto	21	12	38			
	Heavy Vehicle	—	7	2			
08:45 : 09:00	Auto	25	14	53			
	Heavy Vehicle	2	3	4			

TRIP CONSULTANTS CORP.

Traffic Recording & Information Processing

2 SURVEYORS

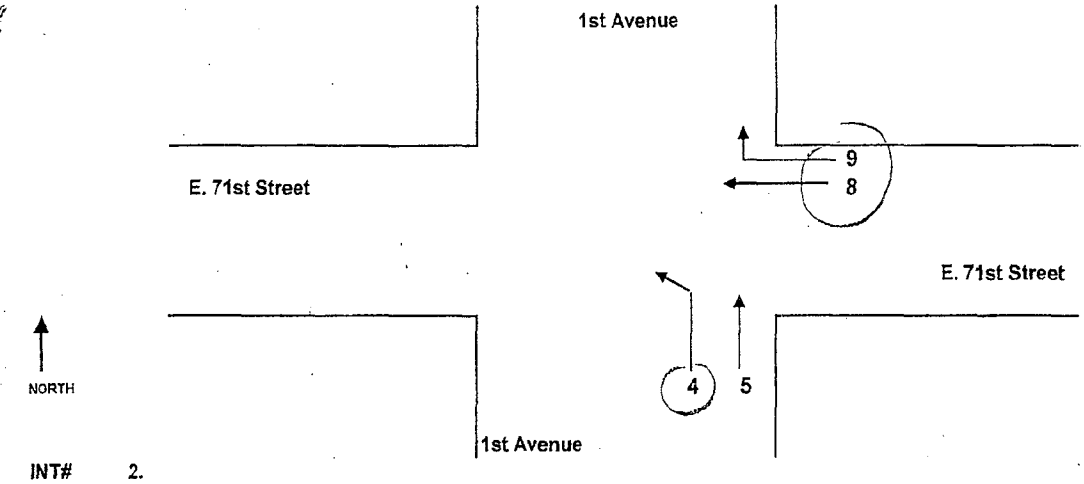

INT# 2.

INTERSECTION: 1ST AVENUE @ 71ST STREET

Surveyor's Name: Leonid Gurevich | COUNTER # | DRIVER | YES / NO

PEAK: 12:00PM - 02:00PM | MOVEMENT NUMBER | Date: March 29, 2007

TIME	VEHICLE TYPE	8	9	4			
12:00 : 12:15	Auto	51	20	57			
	Heavy Vehicle	1	6	3			
12:15 : 12:30	Auto	51	21	31			
	Heavy Vehicle	6	6	1			
12:30 : 12:45	Auto	47	19	20			
	Heavy Vehicle	1	2	3			
12:45 : 01:00	Auto	48	22	39			
	Heavy Vehicle	3	2	2			
01:00 : 01:15	Auto	63	26	43			
	Heavy Vehicle	2	6	2			
01:15 : 01:30	Auto	60	22	41			
	Heavy Vehicle	2	3	2			
01:30 : 01:45	Auto	46	23	29			
	Heavy Vehicle	4	3	2			
01:45 : 02:00	Auto	55	28	30			
	Heavy Vehicle	2	3	3			

TRIP CONSULTANTS CORP.

Traffic Recording & Information Processing

2 SURVEYORS

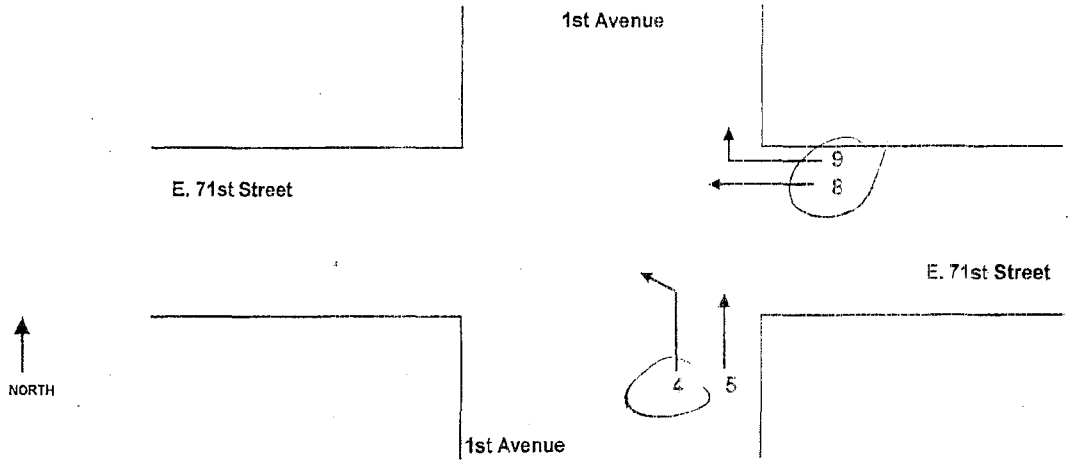

INT# 2.

INTERSECTION: 1ST AVENUE @ 71ST STREET

Surveyor's Name: Leonid Gurevich				COUNTER #		DRIVER	YES / NO
PEAK 04:30PM - 05:30PM			MOVEMENT	NUMBER		Date March 25 2007	
TIME	VEHICLE TYPE	8	9	4			
04:30 : 04:45	Auto	51	33	53			
	Heavy Vehicle	2	4	1			
04:45 : 05:00	Auto	57	30	55			
	Heavy Vehicle	2	4	—			
05:00 : 05:15	Auto	42	25	29			
	Heavy Vehicle	1	2	—			
05:15 : 05:30	Auto	66	26	29			
	Heavy Vehicle	—	3	1			
05:30 : 05:45	Auto	66	39	55			
	Heavy Vehicle	1	4	—			
05:45 : 06:00	Auto	55	27	19			
	Heavy Vehicle	1	1	1			
06:00 : 06:15	Auto	69	40	41			
	Heavy Vehicle	1	3	1			
06:15 : 06:30	Auto	67	37	46			
	Heavy Vehicle	1	5	2			

TRIP CONSULTANTS CORP.

Traffic Recording & Information Processing

2 SURVEYORS

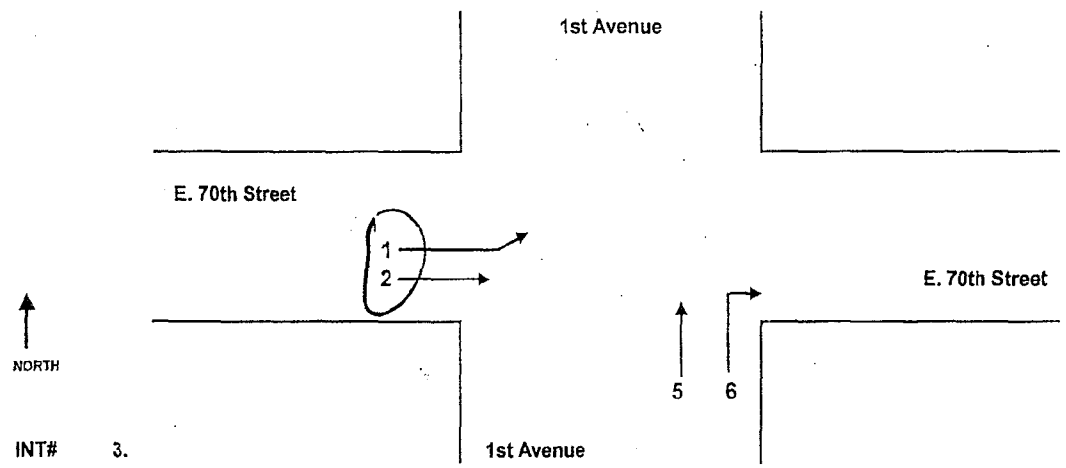

INT# 3.

INTERSECTION: 1ST AVENUE @ 70TH STREET

Surveyor's Name: Alexander Bentz — DRIVER

COUNTER # DRIVER YES / NO

PEAK 07:00AM - 09:00AM — MOVEMENT NUMBER — Date March 27, 2007

TIME	VEHICLE TYPE	1	2				
07:00 : 07:15	Auto	34	40				
	Heavy Vehicle	2	6				
07:15 : 07:30	Auto	23	45				
	Heavy Vehicle	2	2				
07:30 : 07:45	Auto	26	48				
	Heavy Vehicle	2	2				
07:45 : 08:00	Auto	23	41				
	Heavy Vehicle	3	8				
08:00 : 08:15	Auto	24	56				
	Heavy Vehicle	1	2				
08:15 : 08:30	Auto	31	48				
	Heavy Vehicle	3	2				
08:30 : 08:45	Auto	39	57				
	Heavy Vehicle	1	3				
08:45 : 09:00	Auto	27	49				
	Heavy Vehicle	5	2				

TRIP CONSULTANTS CORP.

Traffic Recording & Information Processing

2 SURVEYORS

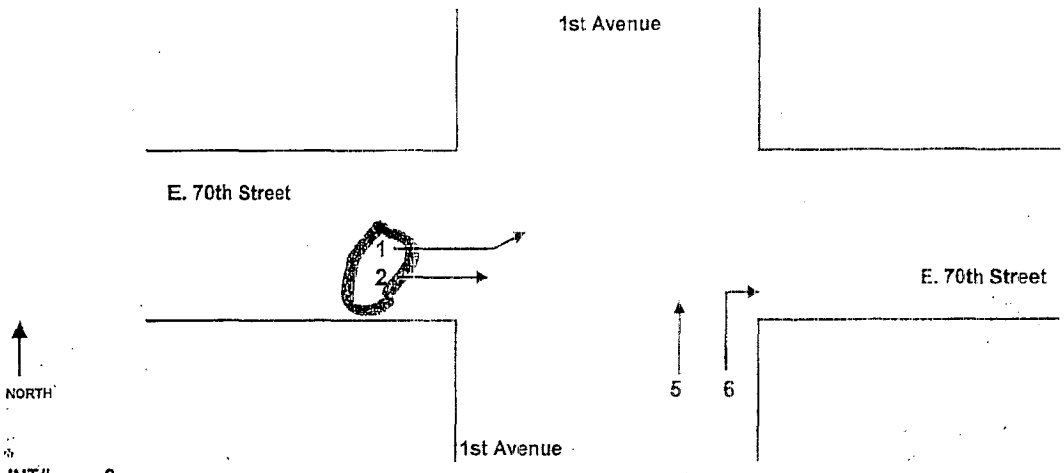

INT# 3.

INTERSECTION: 1ST AVENUE @ 70TH STREET

Surveyor's Name: Acela, Victor Blantz - Drivers COUNTER# 2 DRIVER YES / NO

PEAK 12:00PM - 02:00PM MOVEMENT NUMBER Date: March 27, 2007

TIME	VEHICLE TYPE	1	2				
12:00 : 12:15	Auto	19	31				
	Heavy Vehicle	4	5				
12:15 : 12:30	Auto	24	27				
	Heavy Vehicle	5	4				
12:30 : 12:45	Auto	31	29				
	Heavy Vehicle	3	2				
12:45 : 01:00	Auto	29	36				
	Heavy Vehicle	3	4				
01:00 : 01:15	Auto	38	27				
	Heavy Vehicle	7	—				
01:15 : 01:30	Auto	20	31				
	Heavy Vehicle	2	4				
01:30 : 01:45	Auto	26	29				
	Heavy Vehicle	1	3				
01:45 : 02:00	Auto	33	27				
	Heavy Vehicle	1	5				

TRIP CONSULTANTS CORP.

Traffic Recording & Information Processing

2 SURVEYORS

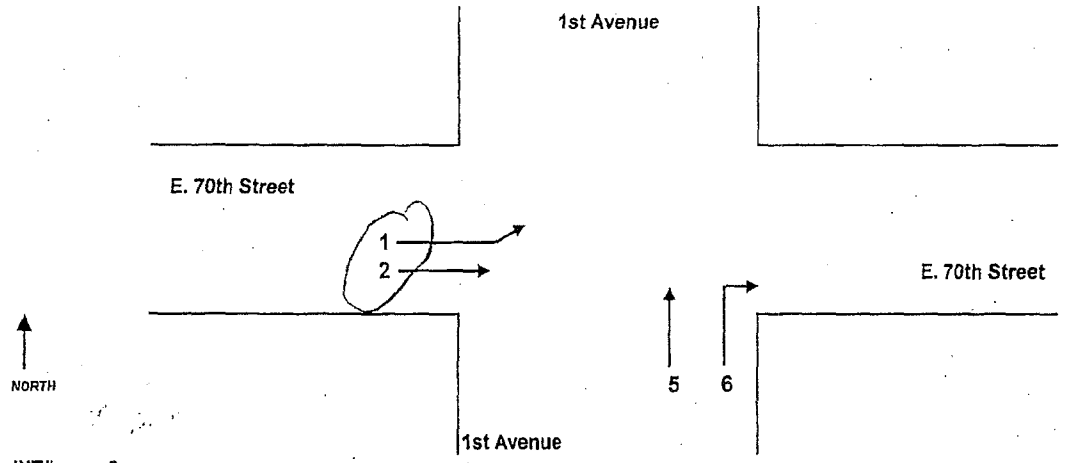

INT# 3.

INTERSECTION: 1ST AVENUE @ 70TH STREET

Surveyor's Name: Alexander Blantz — Driver | COUNTER # | DRIVER | YES / NO

PEAK 04:30PM - 06:30PM | MOVEMENT NUMBER | Date: March 27, 2007

TIME	VEHICLE TYPE	1	2				
04:30 : 04:45	Auto	41	30				
	Heavy Vehicle	1	—				
04:45 : 05:00	Auto	28	22				
	Heavy Vehicle	1	—				
05:00 : 05:15	Auto	23	34				
	Heavy Vehicle	2	1				
05:15 : 05:30	Auto	22	21				
	Heavy Vehicle	—	—				
05:30 : 05:45	Auto	24	29				
	Heavy Vehicle	—	—				
05:45 : 06:00	Auto	35	39				
	Heavy Vehicle	—	—				
06:00 : 06:15	Auto	31	28				
	Heavy Vehicle	1	1				
06:15 : 06:30	Auto	25	23				
	Heavy Vehicle	—	—				

TRIP CONSULTANTS CORP.

Traffic Recording & Information Processing

2 SURVEYORS

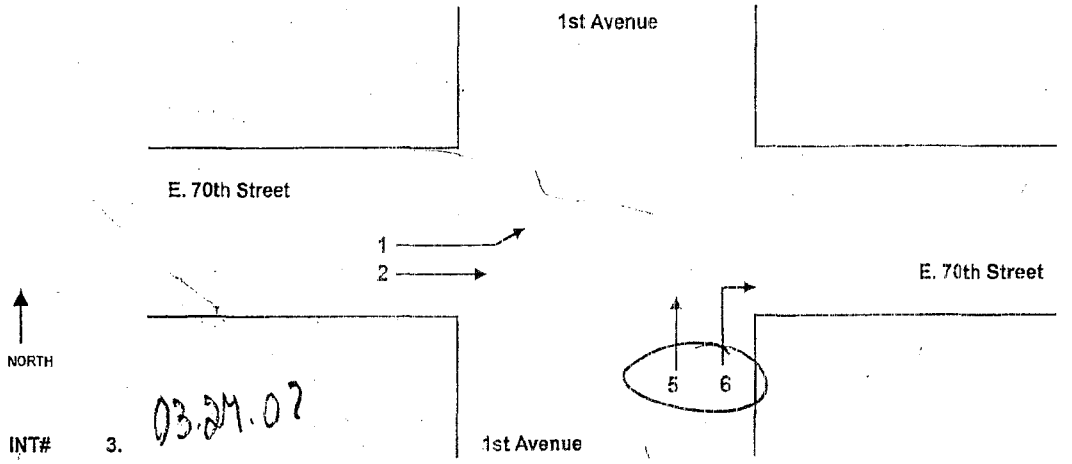

INT# 3. 03.24.07

INTERSECTION: 1ST AVENUE @ 70TH STREET

Surveyor's Name: Kinstein & Shamsay				COUNTER #		DRIVER	YES / NO
PEAK 07:00AM - 09:00AM		MOVEMENT NUMBER				Date: March 24, 2007	
TIME	VEHICLE TYPE	5	6				
07:00 : 07:15	Auto	442	34				
	Heavy Vehicle	35	2				
07:15 : 07:30	Auto	445	52				
	Heavy Vehicle	37	4				
07:30 : 07:45	Auto	464	48				
	Heavy Vehicle	55	6				
07:45 : 08:00	Auto	437	67				
	Heavy Vehicle	45	6				
08:00 : 08:15	Auto	401	64				
	Heavy Vehicle	48	1				
08:15 : 08:30	Auto	388	51				
	Heavy Vehicle	45	3				
08:30 : 08:45	Auto	272	59				
	Heavy Vehicle	64	5				
08:45 : 09:00	Auto	475	54				
	Heavy Vehicle	54	4				

TRIP CONSULTANTS CORP.

Traffic Recording & Information Processing

2 SURVEYORS

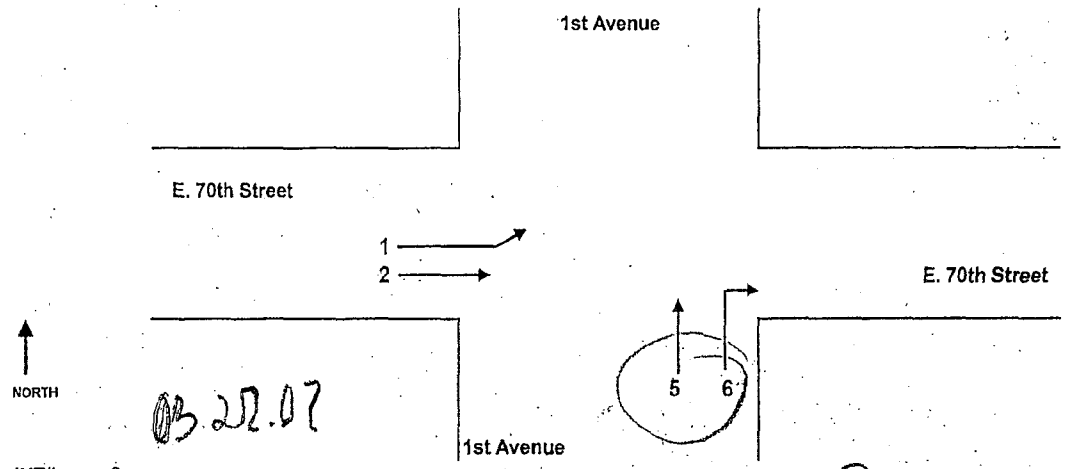

03.22.07

INT# 3.

INTERSECTION: 1ST AVENUE @ 70TH STREET

Konstantin Shamray

Surveyor's Name:				COUNTER #		DRIVER	YES / NO
PEAK 12:00PM - 02:00PM		MOVEMENT NUMBER				Date March 22, 2007	
TIME	VEHICLE TYPE	5	6				
12:00 : 12:15	Auto	318	42				
	Heavy Vehicle	79	4				
12:15 : 12:30	Auto	426	36				
	Heavy Vehicle	78	11				
12:30 : 12:45	Auto	347	27				
	Heavy Vehicle	49	5				
12:45 : 01:00	Auto	375	33				
	Heavy Vehicle	46	3				
01:00 : 01:15	Auto	354	27				
	Heavy Vehicle	63	4				
01:15 : 01:30	Auto	370	32				
	Heavy Vehicle	57	6				
01:30 : 01:45	Auto	440	26				
	Heavy Vehicle	49	5				
01:45 : 02:00	Auto	394	22				
	Heavy Vehicle	43	5				

TRIP CONSULTANTS CORP.

Traffic Recording & Information Processing

2 SURVEYORS

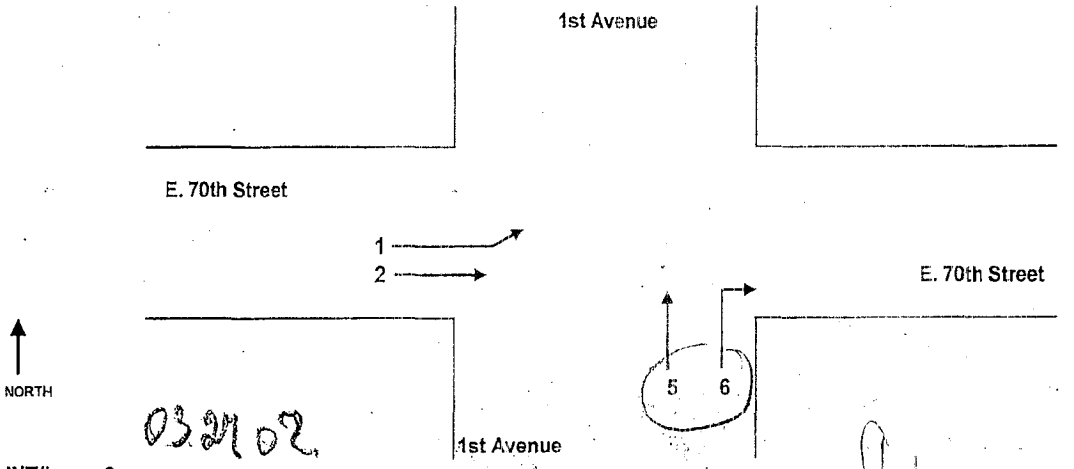

03/21/07

INT# 3.

INTERSECTION: 1ST AVENUE @ 70TH STREET

Konstantin Shamray

Surveyor's Name:				COUNTER #		DRIVER	YES / NO
PEAK 04:30PM - 06:30PM		MOVEMENT NUMBER				Date: March 21 2007	
TIME	VEHICLE TYPE	5	6				
04:30 : 04:45	Auto	509	37				
	Heavy Vehicle	26	5				
04:45 : 05:00	Auto	539	22				
	Heavy Vehicle	33	1				
05:00 : 05:15	Auto	560	23				
	Heavy Vehicle	29	1				
05:15 : 05:30	Auto	634	29				
	Heavy Vehicle	22	1				
05:30 : 05:45	Auto	614	32				
	Heavy Vehicle	25	1				
05:45 : 06:00	Auto	608	25				
	Heavy Vehicle	22	—				
06:00 : 06:15	Auto	659	17				
	Heavy Vehicle	18	1				
06:15 : 06:30	Auto	670	36				
	Heavy Vehicle	21	1				

TRIP CONSULTANTS CORP.

Traffic Recording & Information Processing

2 SURVEYORS

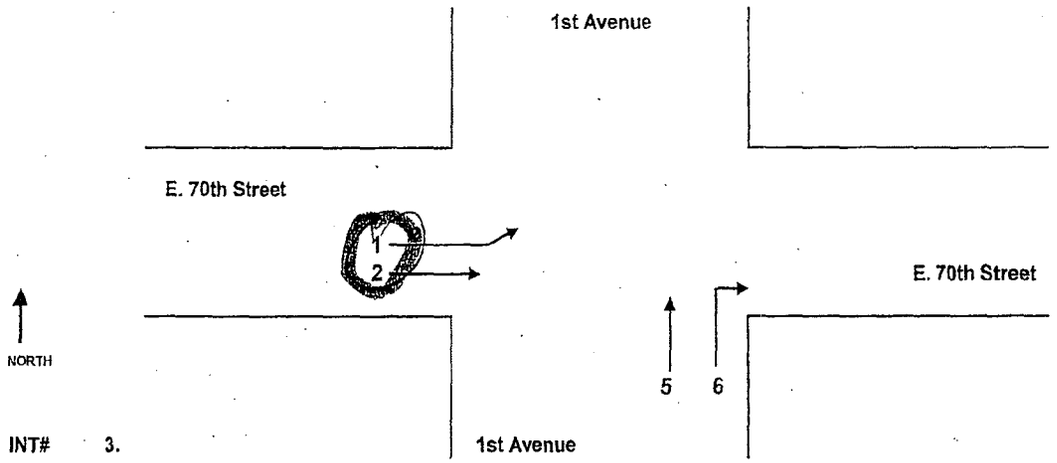

INTERSECTION: 1ST AVENUE @ 70TH STREET

Surveyor's Name: Alexander Blaitz – DRIVER COUNTER # DRIVER NO YES / NO

PEAK 07:00AM - 09:00AM MOVEMENT NUMBER Date: March 06 2007

TIME	VEHICLE TYPE	1	2				
07:00 : 07:15	Auto	18	54				
	Heavy Vehicle	1	4				
07:15 : 07:30	Auto	25	47				
	Heavy Vehicle	—	3				
07:30 : 07:45	Auto	24	48				
	Heavy Vehicle	1	3				
07:45 : 08:00	Auto	27	61				
	Heavy Vehicle	2	3				
08:00 : 08:15	Auto	30	72				
	Heavy Vehicle	2	4				
08:15 : 08:30	Auto	23	37				
	Heavy Vehicle	7	3				
08:30 : 08:45	Auto	33	42				
	Heavy Vehicle	4	7				
08:45 : 09:00	Auto	24	44				
	Heavy Vehicle	1	6				

TRIP CONSULTANTS CORP.

Traffic Recording & Information Processing

2 SURVEYORS

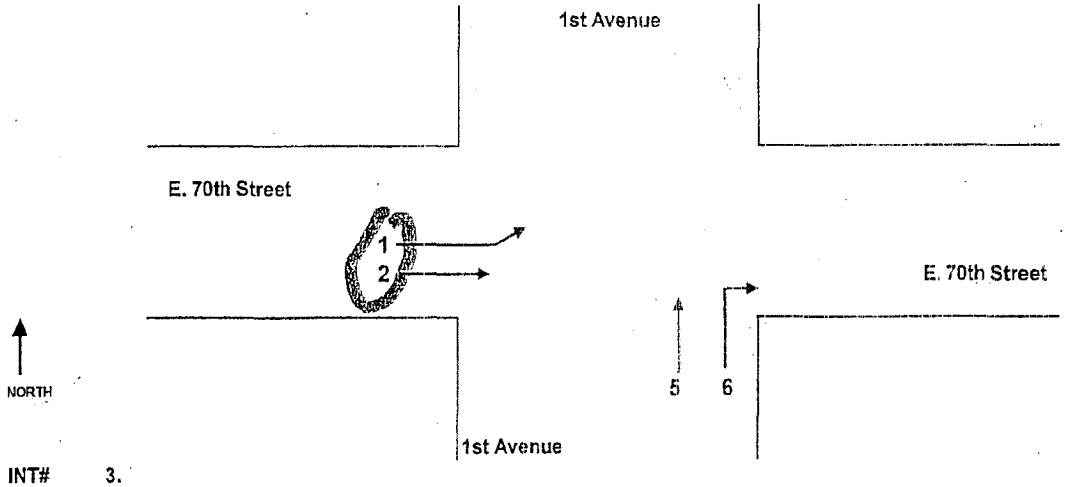

INT# 3.

INTERSECTION: 1ST AVENUE @ 70TH STREET

Surveyor's Name: Alexander Blantz — DRIVER

COUNTER # | DRIVER | YES / NO

PEAK 12:00PM - 02:00PM — MOVEMENT NUMBER — Date March 28, 2007

TIME	VEHICLE TYPE	1	2				
12:00 : 12:15	Auto	17	35				
	Heavy Vehicle	9	5				
12:15 : 12:30	Auto	29	19				
	Heavy Vehicle	4	3				
12:30 : 12:45	Auto	28	28				
	Heavy Vehicle	5	7				
12:45 : 01:00	Auto	39	37				
	Heavy Vehicle	5	2				
01:00 : 01:15	Auto	20	33				
	Heavy Vehicle	5	2				
01:15 : 01:30	Auto	35	32				
	Heavy Vehicle	1	3				
01:30 : 01:45	Auto	40	37				
	Heavy Vehicle	4	1				
01:45 : 02:00	Auto	42	39				
	Heavy Vehicle	7	2				

TRIP CONSULTANTS CORP.

Traffic Recording & Information Processing

2 SURVEYORS

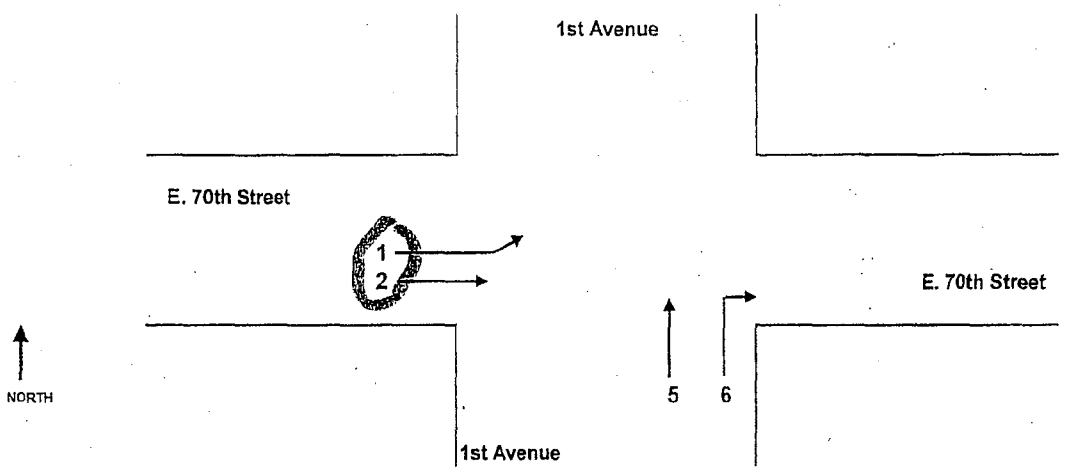

INT# 3.

INTERSECTION: 1ST AVENUE @ 70TH STREET

Surveyor's Name: Alexander Blanco — DRIVER COUNTER # DRIVER (1) YES / NO

PEAK 04:30PM - 06:30PM — MOVEMENT NUMBER — Date: March 06 2007

TIME	VEHICLE TYPE	1	2				
04:30 : 04:45	Auto	33	40				
	Heavy Vehicle	3	—				
04:45 : 05:00	Auto	35	38				
	Heavy Vehicle	—	—				
05:00 : 05:15	Auto	20	36				
	Heavy Vehicle	3	1				
05:15 : 05:30	Auto	22	38				
	Heavy Vehicle	1	—				
05:30 : 05:45	Auto	30	43				
	Heavy Vehicle	1	2				
05:45 : 06:00	Auto	21	34				
	Heavy Vehicle	1	2				
06:00 : 06:15	Auto	20	29				
	Heavy Vehicle	1	1				
06:15 : 06:30	Auto	30	36				
	Heavy Vehicle	1	1				

TRIP CONSULTANTS CORP.

Traffic Recording & Information Processing

2 SURVEYORS

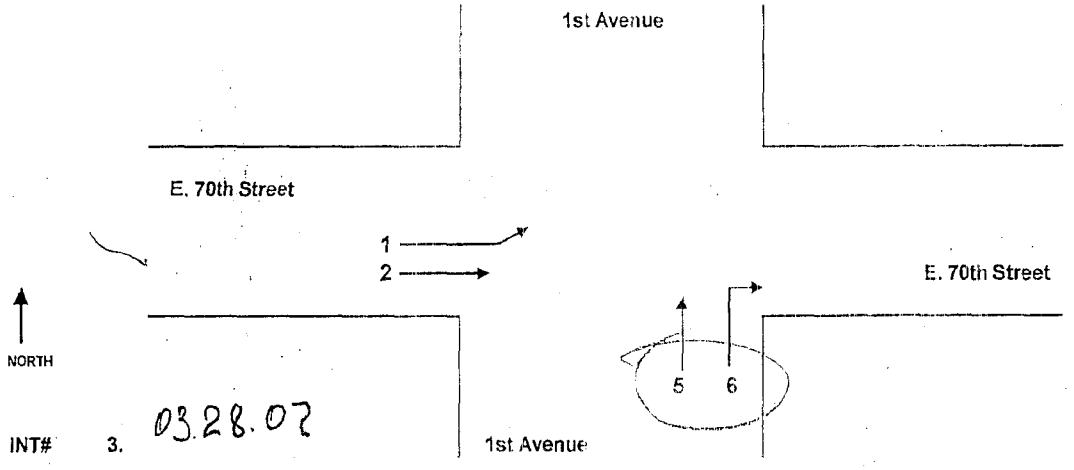

INT# 3. 03.28.07

INTERSECTION: 1ST AVENUE @ 70TH STREET

Surveyor's Name: Konstantin Shamray				COUNTER #		DRIVER	YES / NO
PEAK 07:00AM - 09:00AM				MOVEMENT NUMBER		Date: March 28, 2007	
TIME	VEHICLE TYPE	5	6				
07:00 : 07:15	Auto	489	47				
	Heavy Vehicle	36	2				
07:15 : 07:30	Auto	522	48				
	Heavy Vehicle	29	3				
07:30 : 07:45	Auto	446	50				
	Heavy Vehicle	32	1				
07:45 : 08:00	Auto	432	45				
	Heavy Vehicle	41	—				
08:00 : 08:15	Auto	454	37				
	Heavy Vehicle	43	1				
08:15 : 08:30	Auto	415	46				
	Heavy Vehicle	44	3				
08:30 : 08:45	Auto	418	46				
	Heavy Vehicle	47	1				
08:45 : 09:00	Auto	414	27				
	Heavy Vehicle	63	3				

TRIP CONSULTANTS CORP.

Traffic Recording & Information Processing

2 SURVEYORS

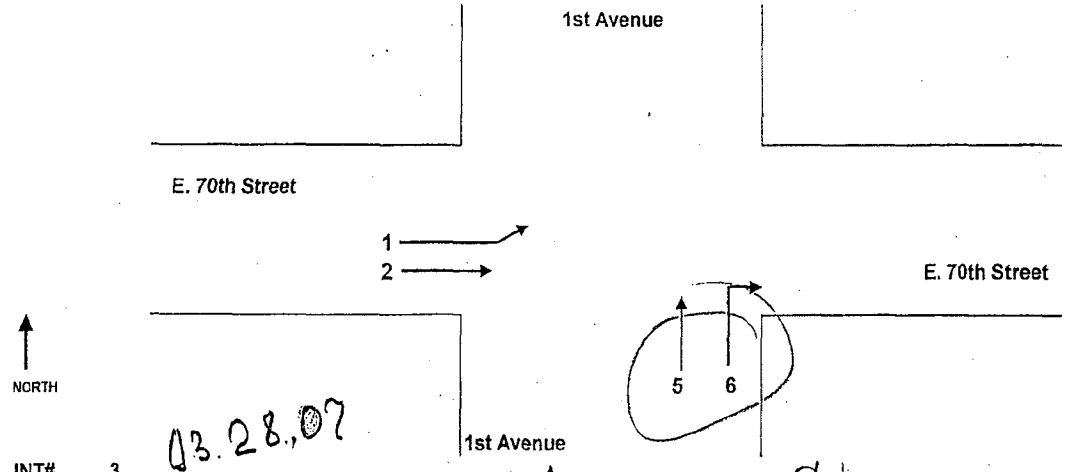

03.28.07

INT# 3.

INTERSECTION: 1ST AVENUE @ 70TH STREET

Konstantin Shamray

Surveyor's Name:				COUNTER #		DRIVER	YES / NO
PEAK: 12:00 PM - 02:00 PM		MOVEMENT NUMBER				Date: March 28, 2007	
TIME	VEHICLE TYPE	5	6				
12:00 : 12:15	Auto	308	33				
	Heavy Vehicle	54	3				
12:15 : 12:30	Auto	343	28				
	Heavy Vehicle	48	2				
12:30 : 12:45	Auto	332	24				
	Heavy Vehicle	61	1				
12:45 : 01:00	Auto	354	26				
	Heavy Vehicle	60	3				
01:00 : 01:15	Auto	358	33				
	Heavy Vehicle	52	2				
01:15 : 01:30	Auto	412	20				
	Heavy Vehicle	51	3				
01:30 : 01:45	Auto	348	22				
	Heavy Vehicle	57	5				
01:45 : 02:00	Auto	403	28				
	Heavy Vehicle	49	5				

TRIP CONSULTANTS CORP.

Traffic Recording & Information Processing

2 SURVEYORS

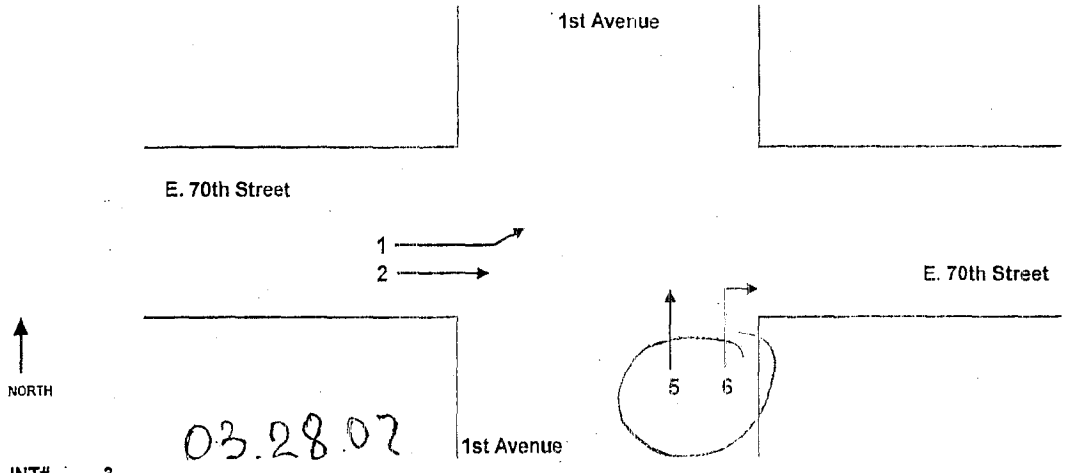

03.28.07

INT# 3.

INTERSECTION: 1ST AVENUE @ 70TH STREET Konstantin Shamray

Surveyor's Name:				COUNTER #		DRIVER	YES / NO
PEAK 04:30PM - 06:30PM		MOVEMENT NUMBER				Date March 28	2007
TIME	VEHICLE TYPE	5	6				
04:30 : 04:45	Auto	549	32				
	Heavy Vehicle	32	1				
04:45 : 05:00	Auto	590	22				
	Heavy Vehicle	24	2				
05:00 : 05:15	Auto	564	26				
	Heavy Vehicle	41	3				
05:15 : 05:30	Auto	558	39				
	Heavy Vehicle	31	3				
05:30 : 05:45	Auto	562	38				
	Heavy Vehicle	30	2				
05:45 : 06:00	Auto	543	36				
	Heavy Vehicle	17	—				
06:00 : 06:15	Auto	498	19				
	Heavy Vehicle	21	—				
06:15 : 06:30	Auto	485	29				
	Heavy Vehicle	22	2				

TRIP CONSULTANTS CORP.

Traffic Recording & Information Processing

2 SURVEYORS

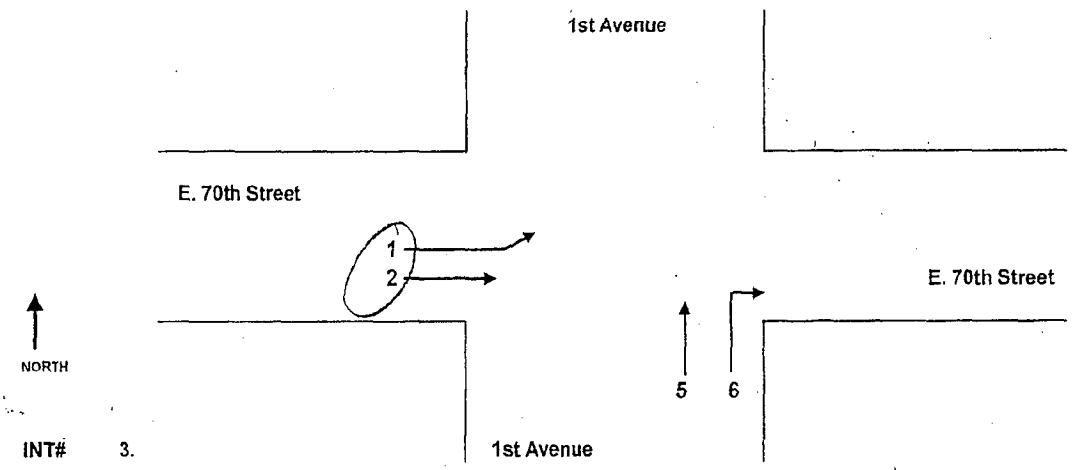

INT# 3.

INTERSECTION: 1ST AVENUE @ 70TH STREET

Surveyor's Name: Alexander Blantz - Driver COUNTER# DRIVER YES / NO

PEAK 07:00AM - 09:00AM MOVEMENT NUMBER Date: March 27, 2007

TIME	VEHICLE TYPE	1	2				
07:00 : 07:15	Auto	34	32				
	Heavy Vehicle	1	—				
07:15 : 07:30	Auto	21	32				
	Heavy Vehicle	1	4				
07:30 : 07:45	Auto	30	30				
	Heavy Vehicle	3	—				
07:45 : 08:00	Auto	22	33				
	Heavy Vehicle	1	—				
08:00 : 08:15	Auto	30	35				
	Heavy Vehicle	3	6				
08:15 : 08:30	Auto	21	30				
	Heavy Vehicle	5	2				
08:30 : 08:45	Auto	22	34				
	Heavy Vehicle	1	4				
08:45 : 09:00	Auto	19	13				
	Heavy Vehicle	—	—				

TRIP CONSULTANTS CORP.

Traffic Recording & Information Processing

2 SURVEYORS

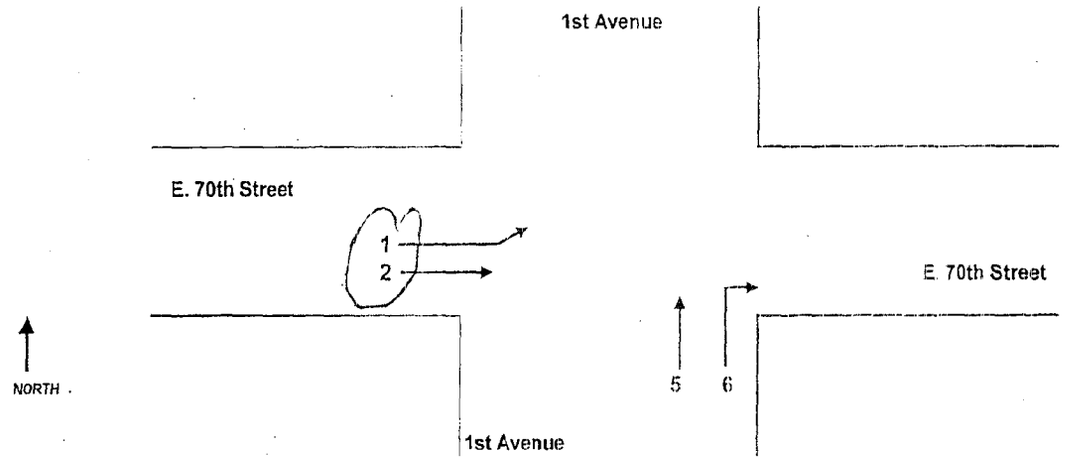

INT# 3.

INTERSECTION: 1ST AVENUE @ 70TH STREET

Surveyor's Name: Alexander Blanco — DRIVER COUNTER # DRIVER 9 YES / NO

PEAK 12:00PM - 02:00PM MOVEMENT NUMBER Date: March 27 2007

TIME	VEHICLE TYPE	1	2				
12:00 : 12:15	Auto	39	33				
	Heavy Vehicle	6	6				
12:15 : 12:30	Auto	30	33				
	Heavy Vehicle	—	2				
12:30 : 12:45	Auto	27	33				
	Heavy Vehicle	5	—				
12:45 : 01:00	Auto	30	39				
	Heavy Vehicle	2	1				
01:00 : 01:15	Auto	37	38				
	Heavy Vehicle	4	6				
01:15 : 01:30	Auto	47	46				
	Heavy Vehicle	5	3				
01:30 : 01:45	Auto	32	32				
	Heavy Vehicle	2	2				
01:45 : 02:00	Auto	30	27				
	Heavy Vehicle	8	8				

TRIP CONSULTANTS CORP.

Traffic Recording & Information Processing

2 SURVEYORS

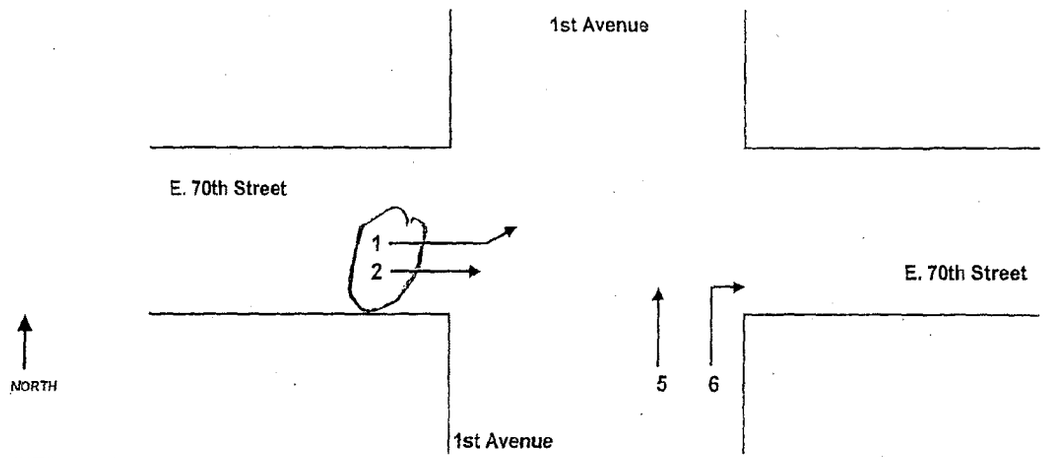

INT# 3.

INTERSECTION: 1ST AVENUE @ 70TH STREET

Surveyor's Name: Alexander Blantz — DRIVER

COUNTER# DRIVER 2 YES / NO

PEAK 04:30PM - 06:30PM MOVEMENT NUMBERS Date March 27, 2007

TIME	VEHICLE TYPE	1	2				
04:30 : 04:45	Auto	34	31				
	Heavy Vehicle	2	4				
04:45 : 05:00	Auto	31	40				
	Heavy Vehicle	1	1				
05:00 : 05:15	Auto	28	32				
	Heavy Vehicle	1	2				
05:15 : 05:30	Auto	34	25				
	Heavy Vehicle	1	—				
05:30 : 05:45	Auto	29	41				
	Heavy Vehicle	—	—				
05:45 : 06:00	Auto	30	41				
	Heavy Vehicle	—	—				
06:00 : 06:15	Auto	30	47				
	Heavy Vehicle	—	—				
06:15 : 06:30	Auto	41	32				
	Heavy Vehicle	—	—				

TRIP CONSULTANTS CORP.

Traffic Recording & Information Processing

2 SURVEYORS

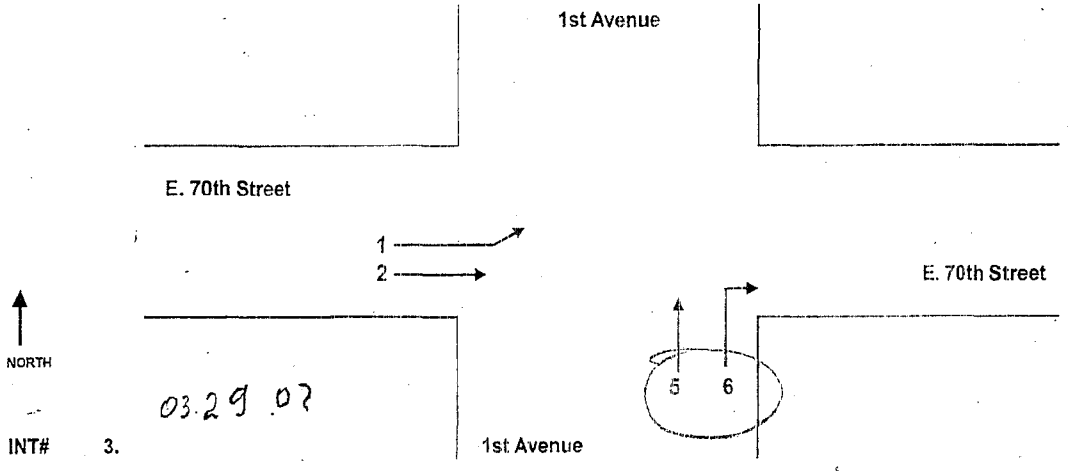

03.29.07

INT# 3.

INTERSECTION: 1ST AVENUE @ 70TH STREET Konstantin Shamray

Surveyor's Name:				COUNTER #		DRIVER	YES / NO
PEAK 07:00AM - 09:00AM		MOVEMENT NUMBER				Date: March 1	2007
TIME	VEHICLE TYPE	5	6				
07:00 : 07:15	Auto	448	42				
	Heavy Vehicle	31	4				
07:15 : 07:30	Auto	439	37				
	Heavy Vehicle	40	1				
07:30 : 07:45	Auto	432	55				
	Heavy Vehicle	56	5				
07:45 : 08:00	Auto	371	69				
	Heavy Vehicle	47	1				
08:00 : 08:15	Auto	327	86	doesn't move			
	Heavy Vehicle	55	4				
08:15 : 08:30	Auto	289	53	doesn't move			
	Heavy Vehicle	46	4				
08:30 : 08:45	Auto	336	69	doesn't move			
	Heavy Vehicle	59	4				
08:45 : 09:00	Auto	421	65				
	Heavy Vehicle	66	3				

TRIP CONSULTANTS CORP.

Traffic Recording & Information Processing

2 SURVEYORS

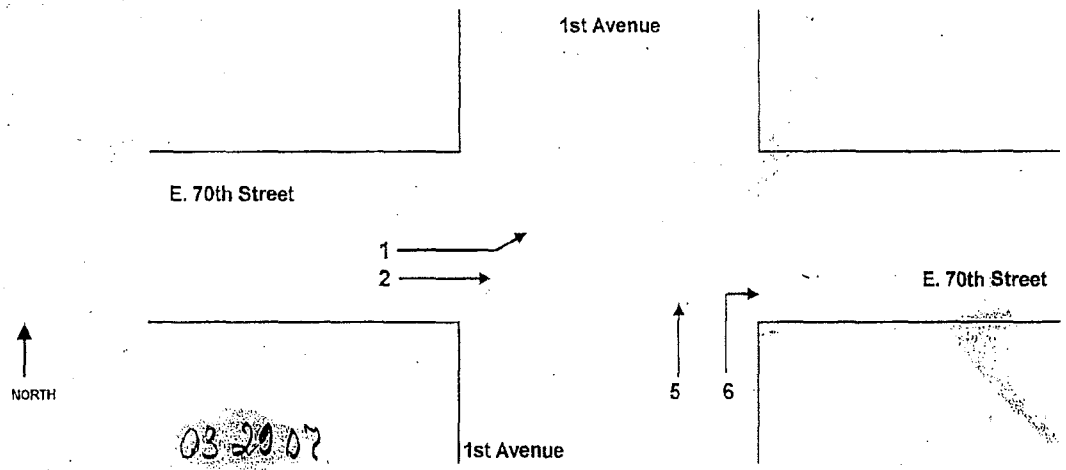

03 29 07

INT# 3.

INTERSECTION: 1ST AVENUE @ 70TH STREET Konstantin Shamray

Surveyor's Name:				COUNTER #		DRIVER	YES / NO
PEAK 12:00PM - 02:00PM		MOVEMENT NUMBER				Date March 29	2007
TIME	VEHICLE TYPE	5	6				
12:00 : 12:15	Auto	418	33				
	Heavy Vehicle	68	3				
12:15 : 12:30	Auto	345	26				
	Heavy Vehicle	57	7				
12:30 : 12:45	Auto	343	28				
	Heavy Vehicle	53	8				
12:45 : 01:00	Auto	327	36				
	Heavy Vehicle	70	3				
01:00 : 01:15	Auto	360	44				
	Heavy Vehicle	63	3				
01:15 : 01:30	Auto	398	27				
	Heavy Vehicle	58	2				
01:30 : 01:45	Auto	402	25				
	Heavy Vehicle	73	3				
01:45 : 02:00	Auto	394	30				
	Heavy Vehicle	62	4				

TRIP CONSULTANTS CORP.

Traffic Recording & Information Processing

2 SURVEYORS

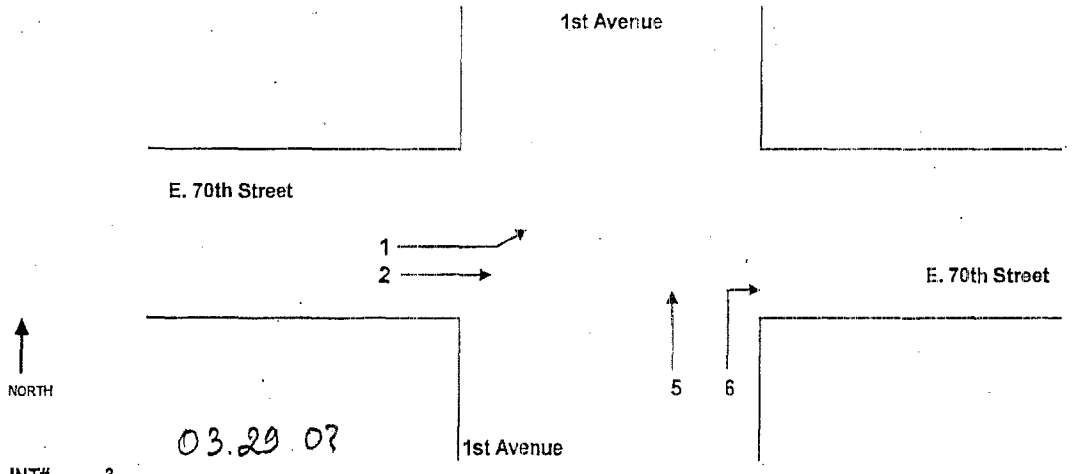

03.29.07

INT# 3.

INTERSECTION: 1ST AVENUE @ 70TH STREET Konstantin Shamray

Surveyor's Name:				COUNTER #		DRIVER	YES / NO
PEAK 04:30PM - 06:30PM		MOVEMENT NUMBER				Date: March 29, 2007	
TIME	VEHICLE TYPE	5	6				
04:30 : 04:45	Auto	478	37				
	Heavy Vehicle	24	2				
04:45 : 05:00	Auto	454	38				
	Heavy Vehicle	33	3				
05:00 : 05:15	Auto	524	23				
	Heavy Vehicle	26	1				
05:15 : 05:30	Auto	462	27				
	Heavy Vehicle	32	1				
05:30 : 05:45	Auto	531	20				
	Heavy Vehicle	22	1				
05:45 : 06:00	Auto	569	24				
	Heavy Vehicle	32	1				
06:00 : 06:15	Auto	520	27				
	Heavy Vehicle	30	2				
06:15 : 06:30	Auto	531	21				
	Heavy Vehicle	19	1				

TRIP CONSULTANTS CORP.

Traffic Recording & Information Processing

2 SURVEYORS

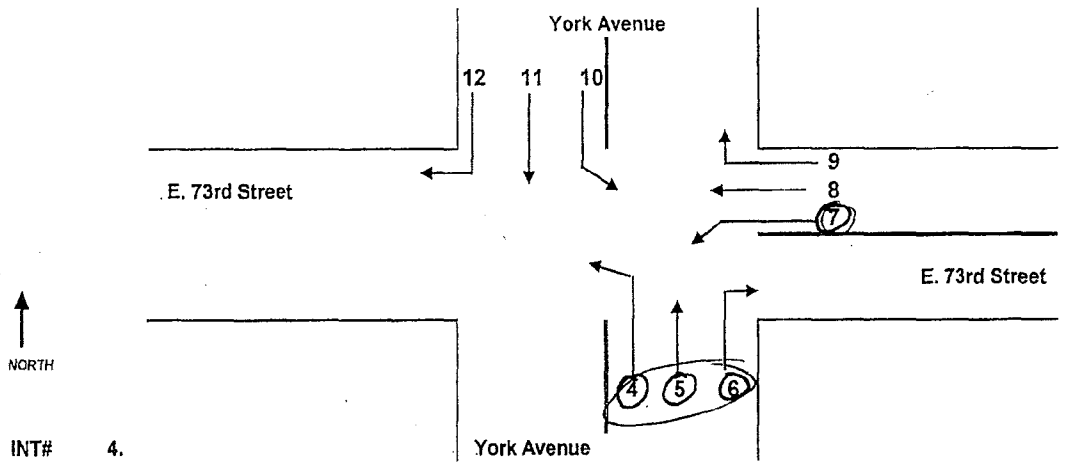

INT# 4.

INTERSECTION: YORK AVENUE @ 71ST STREET

Surveyor's Name: G ZILBERSHTEYN				COUNTER #		DRIVER	YES (NO)
PEAK 07:00AM 09:00AM			MOVEMENT NUMBER			Date March 27, 2007	
TIME	VEHICLE TYPE	4	5	6	7		
07:00 : 07:15	Auto	11	143	45	2		
	Heavy Vehicle	—	4	—	1		
07:15 : 07:30	Auto	17	144	52	—		
	Heavy Vehicle	1	2	4	5		
07:30 : 07:45	Auto	11	155	69	—		
	Heavy Vehicle	1	8	3	—		
07:45 : 08:00	Auto	8	149	62	1		
	Heavy Vehicle	1	7	1	—		
08:00 : 08:15	Auto	9	131	74	—		
	Heavy Vehicle	—	5	2	—		
08:15 : 08:30	Auto	7	206	59	—		
	Heavy Vehicle	—	7	1	—		
08:30 : 08:45	Auto	6	125	68	—		
	Heavy Vehicle	—	7	3	—		
08:45 : 09:00	Auto	13	140	54	—		
	Heavy Vehicle	—	9	1	—		

TRIP CONSULTANTS CORP.

Traffic Recording & Information Processing

2 SURVEYORS

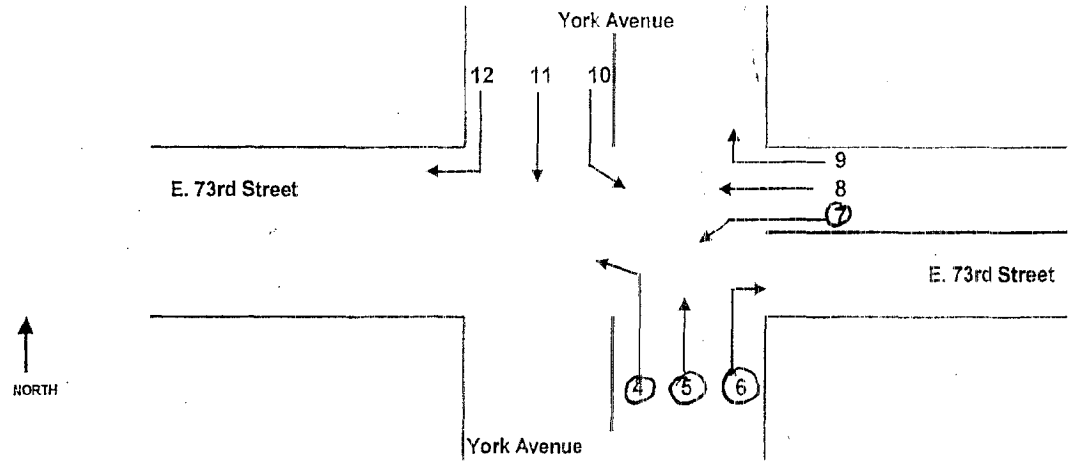

INT# 4.

INTERSECTION: YORK AVENUE @ 72ND STREET

Surveyor's Name: G ILBERSHTEYN				COUNTER #		DRIVER	YES (NO)
PEAK 12:00PM - 02:00PM		MOVEMENT NUMBER				Date: March 27, 2007	
TIME	VEHICLE TYPE	4	5	6	7		
12:00 : 12:15	Auto	14	128	37	2		
	Heavy Vehicle	—	7	3	—		
12:15 : 12:30	Auto	21	153	39	1		
	Heavy Vehicle	1	17	2	—		
12:30 : 12:45	Auto	18	101	40	1		
	Heavy Vehicle	1	2	1	1		
12:45 : 01:00	Auto	9	124	55	1		
	Heavy Vehicle	1	9	3	1		
01:00 : 01:15	Auto	13	115	31	1		
	Heavy Vehicle	—	7	3	1		
01:15 : 01:30	Auto	11	151	35	2		
	Heavy Vehicle	1	4	—	—		
01:30 : 01:45	Auto	7	158	33	—		
	Heavy Vehicle	2	6	1	—		
01:45 : 02:00	Auto	10	136	20	—		
	Heavy Vehicle	—	7	—	—		

TRIP CONSULTANTS CORP.

Traffic Recording & Information Processing

2 SURVEYORS

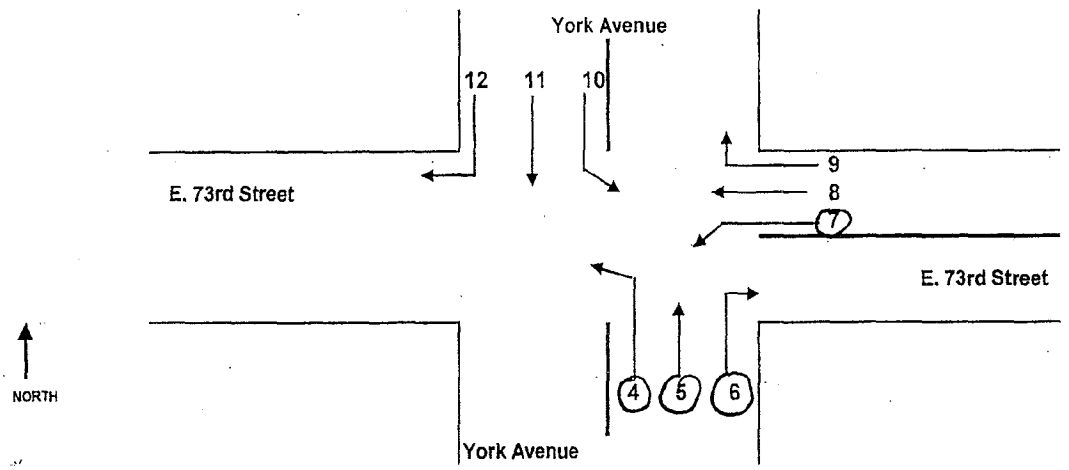

INT# 4.

INTERSECTION: YORK AVENUE @ 71ST STREET

Surveyor's Name: ZILBERSHTEYN				COUNTER #		DRIVER	YES / NO
PEAK 04:30PM - 06:30PM			MOVEMENT NUMBER			Date March 27, 2007	
TIME	VEHICLE TYPE	4	5	6	7		
04:30 : 04:45	Auto	5	179	65	2		
	Heavy Vehicle	—	4	2	—		
04:45 : 05:00	Auto	11	183	40	2		
	Heavy Vehicle	—	4	1	—		
05:00 : 05:15	Auto	4	145	48	—		
	Heavy Vehicle	—	4	—	—		
05:15 : 05:30	Auto	6	164	64	—		
	Heavy Vehicle	—	6	—	—		
05:30 : 05:45	Auto	6	181	47	—		
	Heavy Vehicle	—	5	1	—		
05:45 : 06:00	Auto	7	183	40	—		
	Heavy Vehicle	1	5	1	—		
06:00 : 06:15	Auto	3	187	30	—		
	Heavy Vehicle	—	1	2	—		
06:15 : 06:30	Auto	5	200	39	—		
	Heavy Vehicle	—	2	—	—		

TRIP CONSULTANTS CORP.

Traffic Recording & Information Processing

2 SURVEYORS

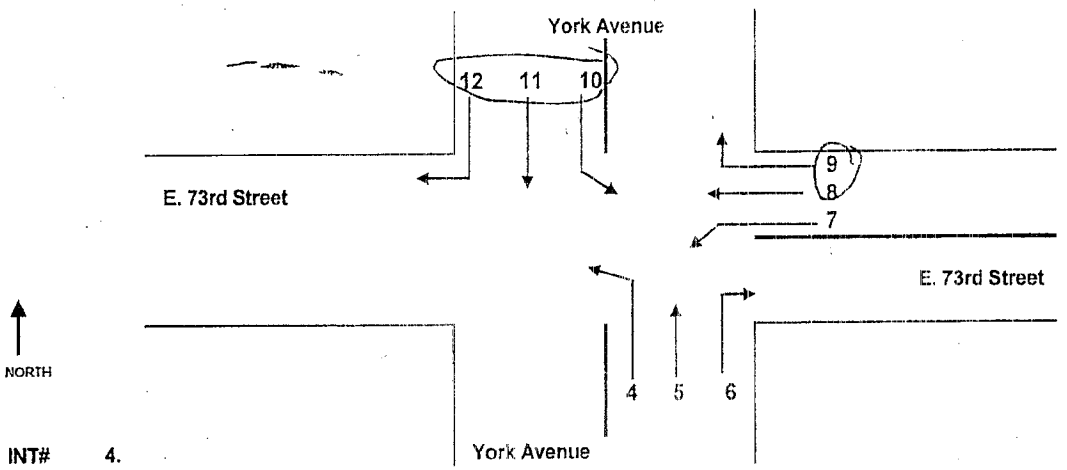

INT# 4.

INTERSECTION: YORK AVENUE @ 73rd STREET

Surveyor's Name:				COUNTER #		DRIVER	YES / NO
PEAK 07:00AM - 09:00AM		MOVEMENT NUMBER				Date: March 27, 2007	
TIME	VEHICLE TYPE	8	9	10	11	12	
07:00 : 07:15	Auto	3	2	34	74	10	
	Heavy Vehicle				7		
07:15 : 07:30	Auto	1	2	57	83	13	
	Heavy Vehicle	2			14		
07:30 : 07:45	Auto	4	2	38	84	19	
	Heavy Vehicle			5	9		
07:45 : 08:00	Auto		6	39	89	11	
	Heavy Vehicle	1		1	10	2	
08:00 : 08:15	Auto	1	1	62	102	19	
	Heavy Vehicle				11		
08:15 : 08:30	Auto	8	1	50	105	20	
	Heavy Vehicle				15		
08:30 : 08:45	Auto	1	6	58	90	18	
	Heavy Vehicle			2	9	1	
08:45 : 09:00	Auto	1		46	98	14	
	Heavy Vehicle			1	12		

TRIP CONSULTANTS CORP.

Traffic Recording & Information Processing

2 SURVEYORS

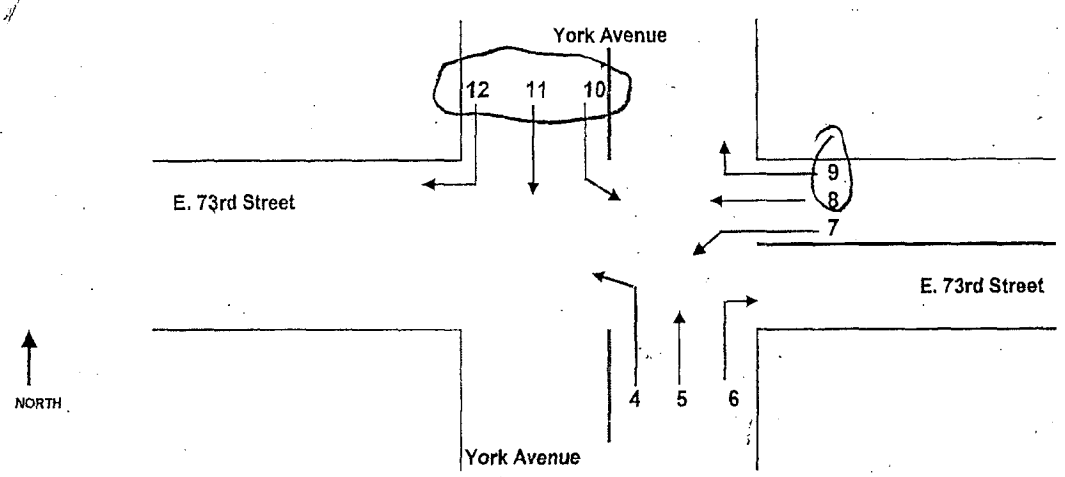

INT# 4.

INTERSECTION: YORK AVENUE @ 71ST STREET

Surveyor's Name: ANDREY MILYUKOV		COUNTER #			DRIVER	YES / NO
PEAK: 12:00PM - 02:00PM		MOVEMENT NUMBER			Date: March 27, 2007	
TIME	VEHICLE TYPE	8	9	10	11	12
12:00 : 12:15	Auto	1	4	14	99	14
	Heavy Vehicle			2	8	4
12:15 : 12:30	Auto	6	8	33	97	12
	Heavy Vehicle	1	0	2	12	2
12:30 : 12:45	Auto	4	7	47	87	11
	Heavy Vehicle	2	1	10	8	1
12:45 : 01:00	Auto		1	19	87	15
	Heavy Vehicle			1 2	5	
01:00 : 01:15	Auto		3	23	80	12
	Heavy Vehicle		1	1	10	1
01:15 : 01:30	Auto	2	6	34	93	15
	Heavy Vehicle				14	1
01:30 : 01:45	Auto	2	7	29	98	30
	Heavy Vehicle				3	
01:45 : 02:00	Auto	2	4	28	91	14
	Heavy Vehicle				5	

TRIP CONSULTANTS CORP.

Traffic Recording & Information Processing

2 SURVEYORS

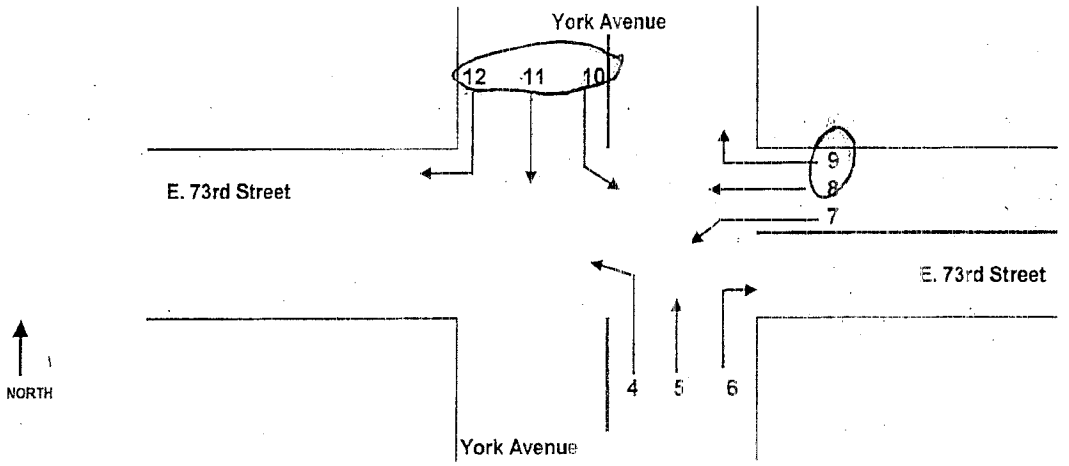

INT# 4.

INTERSECTION: YORK AVENUE @ 71ST STREET

Surveyor's Name: ANDREY MILYUKOV		COUNTER #				DRIVER	YES / NO
PEAK 0430PM - 0630PM		MOVEMENT NUMBER				Date March	2007
TIME	VEHICLE TYPE	8	9	10	11	12	
04:30 : 04:45	Auto	3	1	48	127	16	
	Heavy Vehicle				6		
04:45 : 05:00	Auto	4	3	29	106	13	
	Heavy Vehicle				5		
05:00 : 05:15	Auto	6	2	52	90	8	
	Heavy Vehicle		1		1	2	
05:15 : 05:30	Auto	3	4	43	113	15	
	Heavy Vehicle		1		8		
05:30 : 05:45	Auto	4	2	32	111	16	
	Heavy Vehicle				2	1	
05:45 : 06:00	Auto	2	3	43	115	16	
	Heavy Vehicle				3	1	
06:00 : 06:15	Auto	4	1	22	131	14	
	Heavy Vehicle				6		
06:15 : 06:30	Auto	1	9	37	116	23	
	Heavy Vehicle		1	1	1		

TRIP CONSULTANTS CORP.

Traffic Recording & Information Processing

2 SURVEYORS

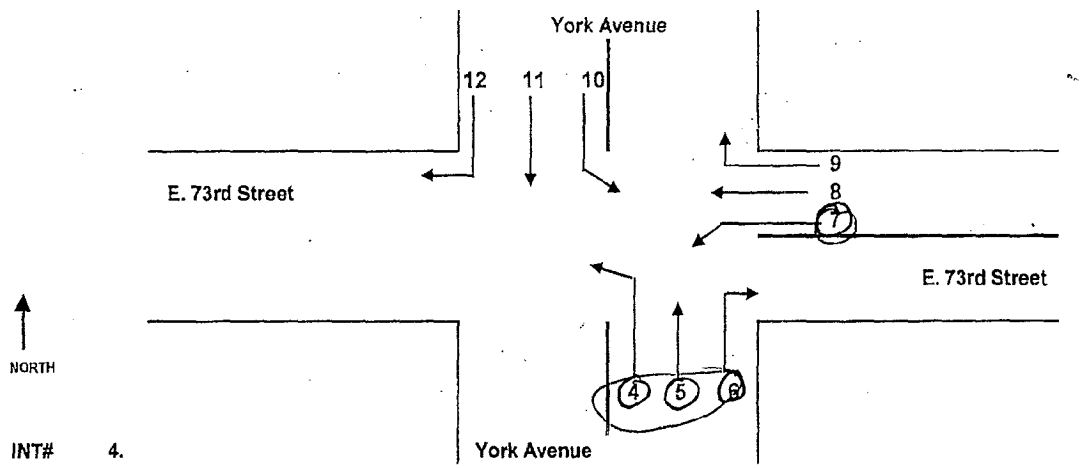

INTERSECTION: YORK AVENUE @ 71ST STREET

Surveyor's Name: ZILBERSHTEYN				COUNTER # 2265		DRIVER	YES (NO)
PEAK 07:00AM - 09:00AM		MOVEMENT NUMBER				Date: March 28 2007	
TIME	VEHICLE TYPE	4	5	6	7		
07:00 : 07:15	Auto	12	149	45	—		
	Heavy Vehicle	—	4	2	2		
07:15 : 07:30	Auto	17	223	61	—		
	Heavy Vehicle	—	7	2	1		
07:30 : 07:45	Auto	9	205	68	—		
	Heavy Vehicle	2	11	1	—		
07:45 : 08:00	Auto	9	205	54	—		
	Heavy Vehicle	1	4	—	—		
08:00 : 08:15	Auto	6	176	52	—		
	Heavy Vehicle	1	6	2	1		
08:15 : 08:30	Auto	5	142	47	—		
	Heavy Vehicle	—	4	—	—		
08:30 : 08:45	Auto	11	145	78	—		
	Heavy Vehicle	—	8	2	—		
08:45 : 09:00	Auto	8	158	44	—		
	Heavy Vehicle	—	8	2	—		

TRIP CONSULTANTS CORP.

Traffic Recording & Information Processing

2 SURVEYORS

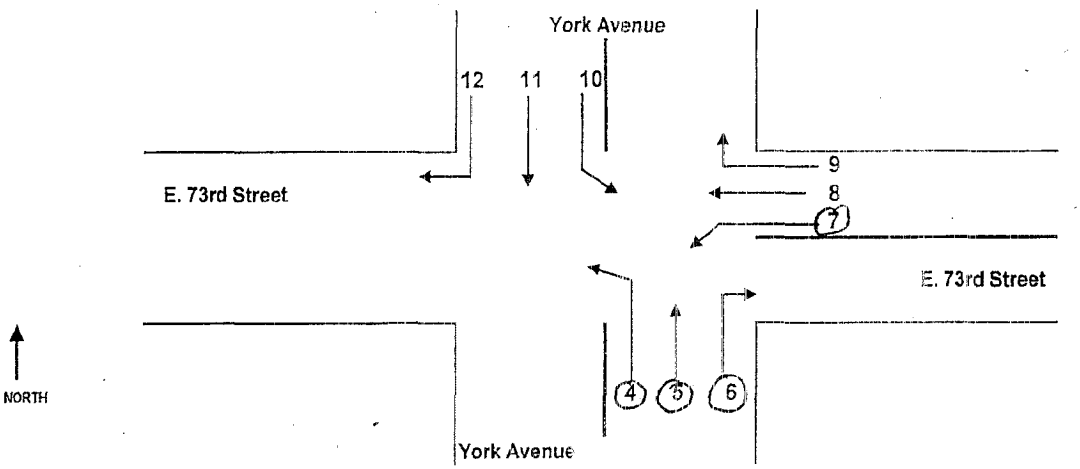

INT# 4.

INTERSECTION: YORK AVENUE @ 71ST STREET

Surveyor's Name: ZILBERSHTEYN		COUNTER # 2265			DRIVER	YES (NO)	
PEAK 12:00PM - 02:00PM		MOVEMENT NUMBER			Date March 28 2007		
TIME	VEHICLE TYPE	4	5	6	7		
12:00 : 12:15	Auto	7	158	34	1		
	Heavy Vehicle	1	7	3	1		
12:15 : 12:30	Auto	13	150	37	—		
	Heavy Vehicle	—	9	1	—		
12:30 : 12:45	Auto	14	139	34	1		
	Heavy Vehicle	—	11	2	—		
12:45 : 01:00	Auto	16	141	49	1		
	Heavy Vehicle	2	8	2	—		
01:00 : 01:15	Auto	14	144	31	—		
	Heavy Vehicle	1	5	1	—		
01:15 : 01:30	Auto	11	156	38	—		
	Heavy Vehicle	1	4	3	—		
01:30 : 01:45	Auto	6	136	40	—		
	Heavy Vehicle	1	5	2	—		
01:45 : 02:00	Auto	20	213	38	—		
	Heavy Vehicle	1	10	3	—		

TRIP CONSULTANTS CORP.

Traffic Recording & Information Processing

2 SURVEYORS

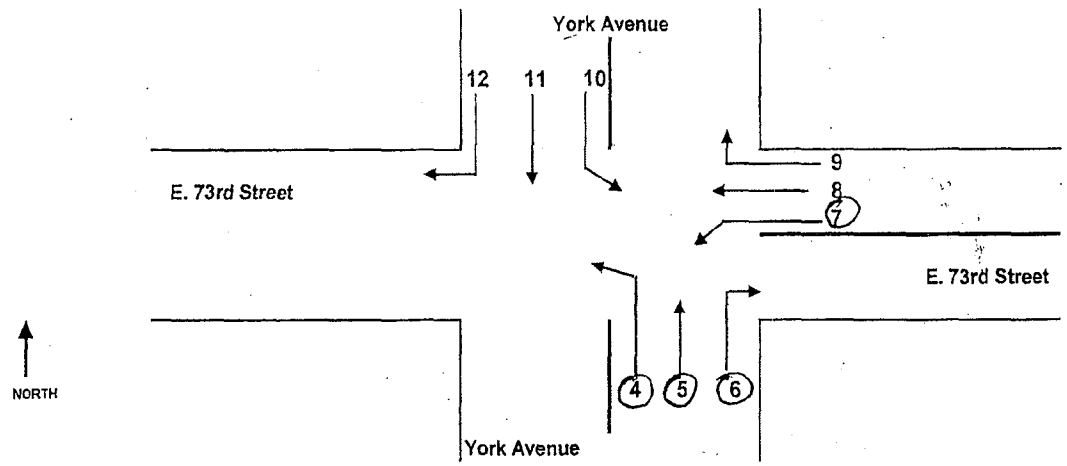

INT# 4.

INTERSECTION: YORK AVENUE @ 71ST STREET

Surveyor's Name: ZILBERSHTEYN				COUNTER #	2265	DRIVER	YES / NO
PEAK 04:30PM - 06:30PM		MOVEMENT NUMBER				Date: March 28, 2007	
TIME	VEHICLE TYPE	4	5	6	7		
04:30 : 04:45	Auto	5	127	63	—		
	Heavy Vehicle	4	6	—	—		
04:45 : 05:00	Auto	4	134	45	—		
	Heavy Vehicle	—	6	2	—		
05:00 : 05:15	Auto	8	112	63	—		
	Heavy Vehicle	—	2	—	—		
05:15 : 05:30	Auto	9	129	56	—		
	Heavy Vehicle	—	10	—	—		
05:30 : 05:45	Auto	11	145	61	2		
	Heavy Vehicle	—	4	1	—		
05:45 : 06:00	Auto	9	130	42	3		
	Heavy Vehicle	—	5	—	—		
06:00 : 06:15	Auto	9	126	36	—		
	Heavy Vehicle	—	2	1	—		
06:15 : 06:30	Auto	5	135	44	2		
	Heavy Vehicle	—	7	1	—		

TRIP CONSULTANTS CORP.

Traffic Recording & Information Processing

2 SURVEYORS

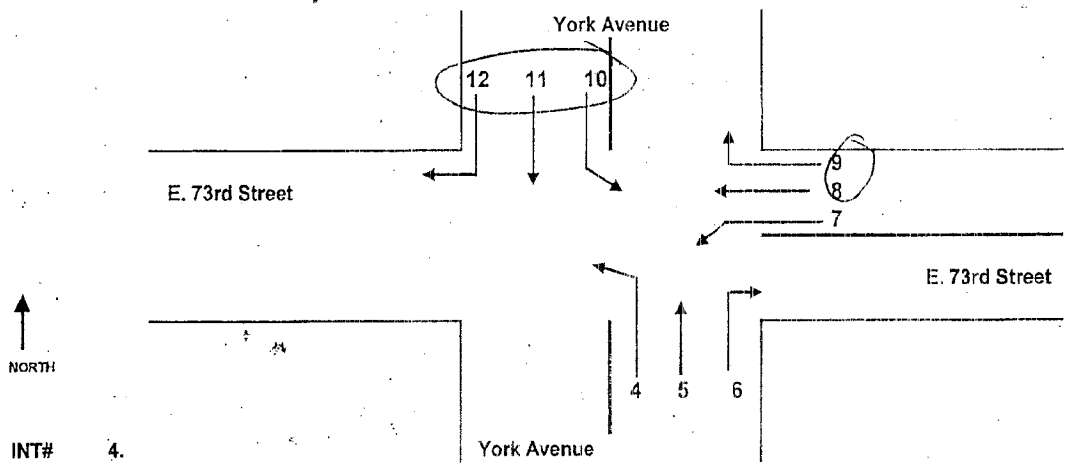

INT# 4.

INTERSECTION: YORK AVENUE @ 71ST STREET

Surveyor's Name: Sergey Khvatskiy		COUNTER #				DRIVER	YES / NO
PEAK 07:00AM - 09:00AM		MOVEMENT NUMBER				Date March 29, 2007	
TIME	VEHICLE TYPE	8	9	10	11	12	
07:00 : 07:15	Auto	191	2	28	101	8	
	Heavy Vehicle	8	1	3	8	—	
07:15 : 07:30	Auto	—	1	28	96	15	
	Heavy Vehicle	—	—	1	10	1	
07:30 : 07:45	Auto	3	3	51	99	26	
	Heavy Vehicle	—	—	1	12	—	
07:45 : 08:00	Auto	1	3	41	89	15	
	Heavy Vehicle	—	1	1	10	1	
08:00 : 08:15	Auto	2	6	45	114	22	
	Heavy Vehicle	—	—	—	16	1	
08:15 : 08:30	Auto	3	2	63	108	7	
	Heavy Vehicle	—	—	2	16	1	
08:30 : 08:45	Auto	2	4	68	120	9	
	Heavy Vehicle	—	—	2	10	2	
08:45 : 09:00	Auto	2	2	44	95	11	
	Heavy Vehicle	—	—	—	6	—	

TRIP CONSULTANTS CORP.

Traffic Recording & Information Processing

2 SURVEYORS

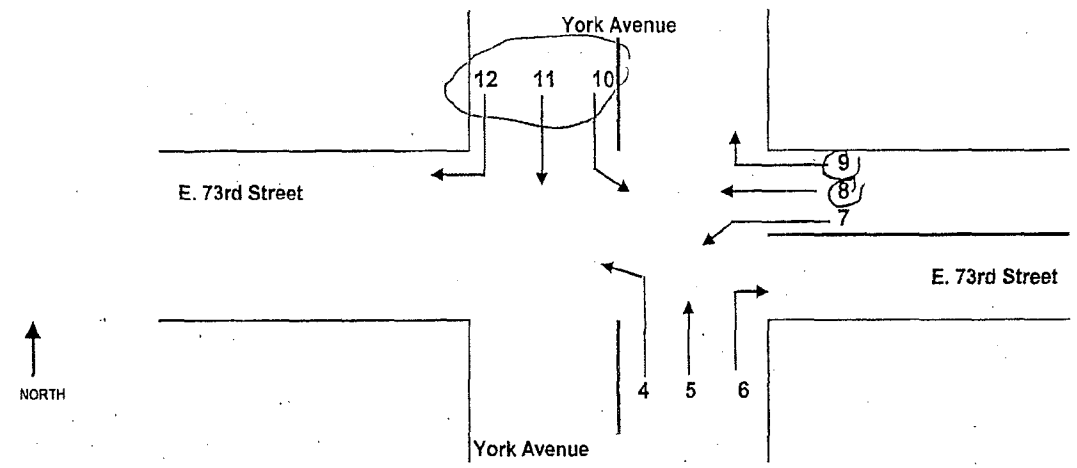

INT# 4.

INTERSECTION: YORK AVENUE @ 71ST STREET

Surveyor's Name: Sergey Khvatskiy				COUNTER #	2284	DRIVER	YES / NO
PEAK 12:00PM - 02:00PM				MOVEMENT NUMBER		Date: March 28, 2007	
TIME	VEHICLE TYPE	8	9	10	11	12	
12:00 : 12:15	Auto	3	4	19	117	16	
	Heavy Vehicle	–	–	1	13	1	
12:15 : 12:30	Auto	10	4	25	133	27	
	Heavy Vehicle	–	1	–	10	1	
12:30 : 12:45	Auto	1	2	20	127	19	
	Heavy Vehicle	–	1	1	16	1	
12:45 : 01:00	Auto	–	4	21	132	27	
	Heavy Vehicle	–	–	3	12	1	
01:00 : 01:15	Auto	1	1	17	115	15	
	Heavy Vehicle	–	–	1	19	–	
01:15 : 01:30	Auto	–	3	31	113	18	
	Heavy Vehicle	–	1	–	10	–	
01:30 : 01:45	Auto	1	3	26	113	26	
	Heavy Vehicle	–	–	1	10	–	
01:45 : 02:00	Auto	2	9	29	103	17	
	Heavy Vehicle	1	–	1	11	1	

TRIP CONSULTANTS CORP.

Traffic Recording & Information Processing

2 SURVEYORS

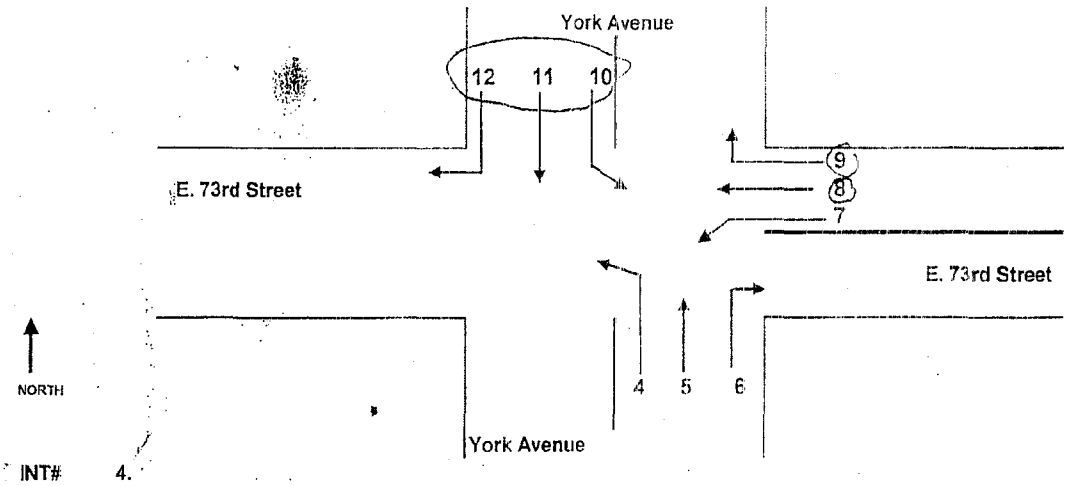

INT# 4.

INTERSECTION: YORK AVENUE @ 71ST STREET

Surveyor's Name: Sergey Khvatsky				COUNTER #		DRIVER	YES / NO
PEAK 04:30PM - 06:30PM		MOVEMENT NUMBER				Date: March 29 2007	
TIME	VEHICLE TYPE	8	9	10	11	12	
04:30 : 04:45	Auto	6	3	54	133	31	
	Heavy Vehicle	–	–	–	7	–	
04:45 : 05:00	Auto	2	2	37	111	22	
	Heavy Vehicle	–	1	1	5	1	
05:00 : 05:15	Auto	4	7	46	125	14	
	Heavy Vehicle	–	–	–	6	–	
05:15 : 05:30	Auto	8	4	37	123	9	
	Heavy Vehicle	–	–	2	6	–	
05:30 : 05:45	Auto	7	7	39	147	8	
	Heavy Vehicle	–	–	–	5	2	
05:45 : 06:00	Auto	5	8	40	133	24	
	Heavy Vehicle	–	–	–	2	–	
06:00 : 06:15	Auto	4	6	37	136	21	
	Heavy Vehicle	–	–	–	4	–	
06:15 : 06:30	Auto	4	3	41	113	23	
	Heavy Vehicle	–	–	1	5	–	

TRIP CONSULTANTS CORP.

Traffic Recording & Information Processing

2 SURVEYORS

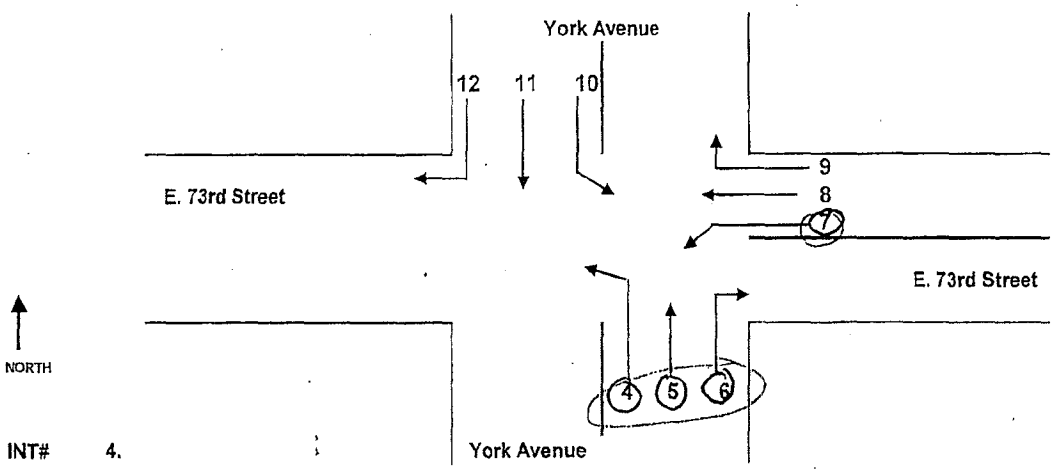

INT# 4.

INTERSECTION: YORK AVENUE @ 73rd STREET

Surveyor's Name: ZILBERSHTEYN		COUNTER #	26217	DRIVER	YES (NO)
PEAK 07:00AM - 09:00AM	MOVEMENT NUMBER		Date: March 29 2007		

TIME	VEHICLE TYPE	4	5	6	7		
07:00 : 07:15	Auto	11	166	50	1		
	Heavy Vehicle	1	6	2	2		
07:15 : 07:30	Auto	22	148	46	1		
	Heavy Vehicle	1	6	2	4		
07:30 : 07:45	Auto	15	140	54	—		
	Heavy Vehicle	1	8	—	1		
07:45 : 08:00	Auto	12	156	47	—		
	Heavy Vehicle	—	7	1	—		
08:00 : 08:15	Auto	7	174	67	—		
	Heavy Vehicle	—	7	3	—		
08:15 : 08:30	Auto	9	161	60	—		
	Heavy Vehicle	—	7	4	—		
08:30 : 08:45	Auto	10	161	52	—		
	Heavy Vehicle	2	6	—	—		
08:45 : 09:00	Auto	18	125	52	—		
	Heavy Vehicle	—	10	3	—		

TR.

TRIP CONSULTANTS CORP.

Traffic Recording & Information Processing

2 SURVEYORS

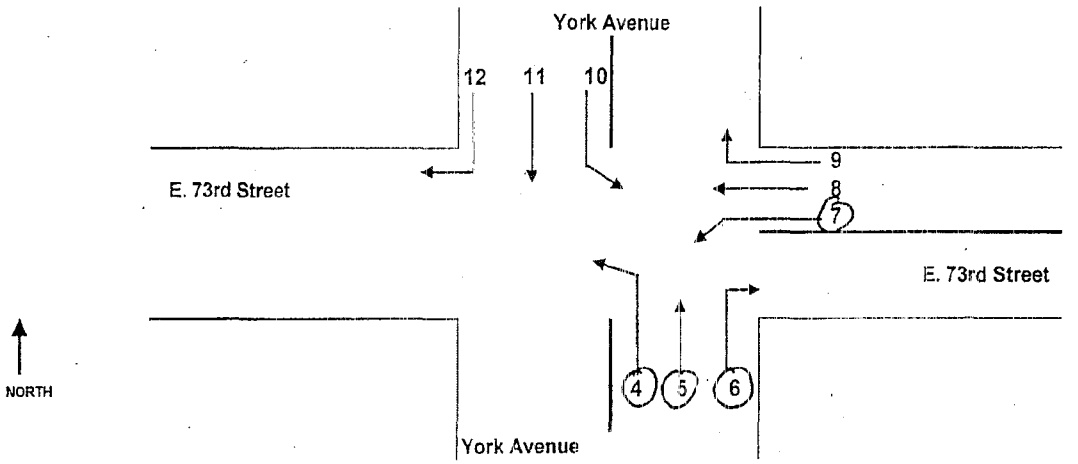

INT# 4.

INTERSECTION: YORK AVENUE @ 71ST STREET

Surveyor's Name: ZILBERSHTEYN		COUNTER # 26217				DRIVER	YES (NO)
PEAK 12:00PM-02:00PM		MOVEMENT NUMBER				Date: March 29, 2007	
TIMES	VEHICLE TYPE	4	5	6	7		
12:00 : 12:15	Auto	8	139	50	—		
	Heavy Vehicle	1	4	2	—		
12:15 : 12:30	Auto	8	156	34	2		
	Heavy Vehicle	—	5	6	2		
12:30 : 12:45	Auto	11	195	32	—		
	Heavy Vehicle	—	14	—	1		
12:45 : 01:00	Auto	4	137	38	—		
	Heavy Vehicle	—	5	3	—		
01:00 : 01:15	Auto	4	156	41	—		
	Heavy Vehicle	—	6	2	—		
01:15 : 01:30	Auto	10	139	34	—		
	Heavy Vehicle	—	6	2	1		
01:30 : 01:45	Auto	7	129	43	1		
	Heavy Vehicle	1	14	2	—		
01:45 : 02:00	Auto	10	135	31	—		
	Heavy Vehicle	—	8	2	—		

TRIP CONSULTANTS CORP.

Traffic Recording & Information Processing

2 SURVEYORS

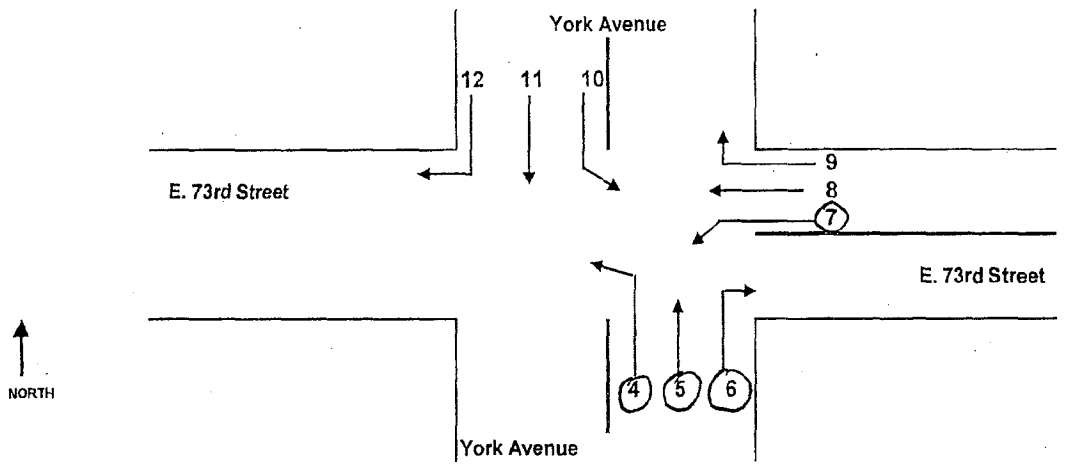

INT# 4.

INTERSECTION: YORK AVENUE @ 71ST STREET

Surveyor's Name: ZILBERSHTEYN				COUNTER # 26217		DRIVER	YES / NO
PEAK 04:30PM - 06:30PM		MOVEMENT NUMBER				Date: March 29 2007	
TIME	VEHICLE TYPE	4	5	6	7		
04:30 : 04:45	Auto	9	148	62	1		
	Heavy Vehicle	—	5	3	2		
04:45 : 05:00	Auto	4	146	52	—		
	Heavy Vehicle	—	4	—	—		
05:00 : 05:15	Auto	8	147	60	—		
	Heavy Vehicle	—	5	2	—		
05:15 : 05:30	Auto	5	107	29	—		
	Heavy Vehicle	—	5	1	—		
05:30 : 05:45	Auto	11	119	58	—		
	Heavy Vehicle	—	7	2	—		
05:45 : 06:00	Auto	9	116	31	—		
	Heavy Vehicle	—	2	—	—		
06:00 : 06:15	Auto	6	130	50	—		
	Heavy Vehicle	—	6	—	1		
06:15 : 06:30	Auto	19	138	43	—		
	Heavy Vehicle	—	3	1	—		

TRIP CONSULTANTS CORP.

Traffic Recording & Information Processing

2 SURVEYORS

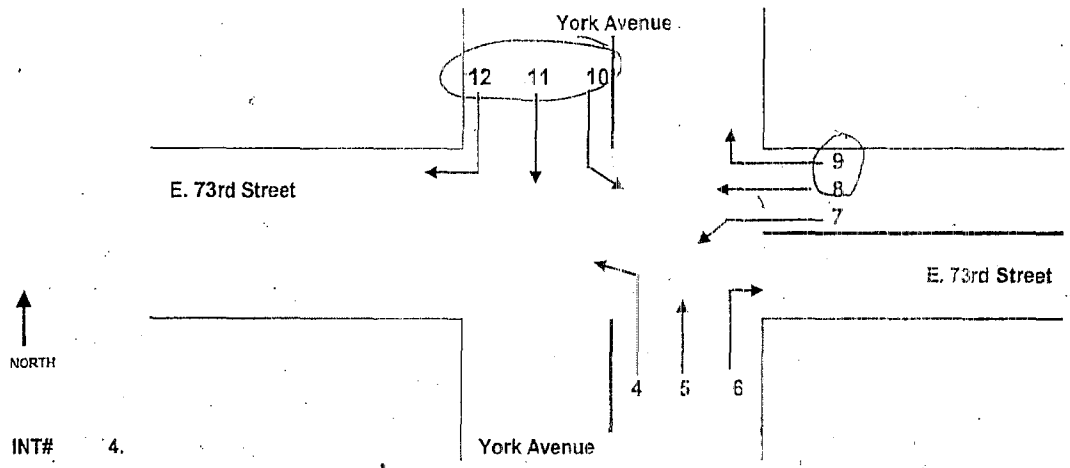

INT# 4.

INTERSECTION: YORK AVENUE @ 73rd STREET

Surveyor's Name: Sergey Khvatskiy				COUNTER #		DRIVER	YES / NO
PEAK 07:00AM - 09:00AM				MOVEMENT NUMBER		Date: March 29, 2007	
TIME	VEHICLE TYPE	8	9	10	11	12	
07:00 : 07:15	Auto	1	7	41	90	14	
	Heavy Vehicle	–	–	–	10	1	
07:15 : 07:30	Auto	2	3	49	98	19	
	Heavy Vehicle	1	–	–	8	1	
07:30 : 07:45	Auto	2	3	40	126	15	
	Heavy Vehicle	–	–	–	10	1	
07:45 : 08:00	Auto	1	3	48	105	21	
	Heavy Vehicle	–	–	1	10	2	
08:00 : 08:15	Auto	–	8	56	108	21	
	Heavy Vehicle	–	1	4	21	–	
08:15 : 08:30	Auto	1	3	57	129	17	
	Heavy Vehicle	–	–	–	9	1	
08:30 : 08:45	Auto	1	3	43	134	19	
	Heavy Vehicle	1	–	1	12	3	
08:45 : 09:00	Auto	1	2	67	146	16	
	Heavy Vehicle	1	–	1	10	3	

TRIP CONSULTANTS CORP.

Traffic Recording & Information Processing

2 SURVEYORS

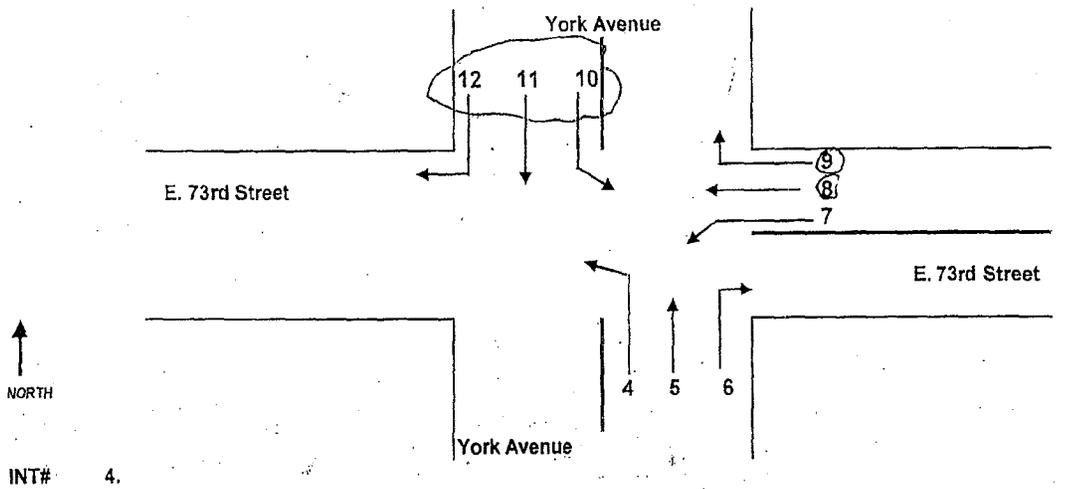

INT# 4.

INTERSECTION: YORK AVENUE @ 71ST STREET

Surveyor's Name: Sergey Khvatskiy				COUNTER #		DRIVER	YES / NO
PEAK 12:00 P.M. - 02:00 P.M.				MOVEMENT NUMBER		Date: March 29, 2007	
TIME	VEHICLE TYPE	8	9	10	11	12	
12:00 : 12:15	Auto	2	1	23	120	14	
	Heavy Vehicle	—	—	3	5	—	
12:15 : 12:30	Auto	3	3	25	102	23	
	Heavy Vehicle	2	1	1	9	1	
12:30 : 12:45	Auto	1	1	35	140	14	
	Heavy Vehicle	1	1	1	17	2	
12:45 : 01:00	Auto	1	4	27	101	21	
	Heavy Vehicle	—	—	1	13	1	
01:00 : 01:15	Auto	1	3	25	126	21	
	Heavy Vehicle	1	—	3	8	1	
01:15 : 01:30	Auto	—	4	25	108	22	
	Heavy Vehicle	—	2	—	14	1	
01:30 : 01:45	Auto	3	5	19	134	19	
	Heavy Vehicle	—	—	1	7	—	
01:45 : 02:00	Auto	1	3	27	135	16	
	Heavy Vehicle	1	—	1	10	1	

TRIP CONSULTANTS CORP.

Traffic Recording & Information Processing

2 SURVEYORS

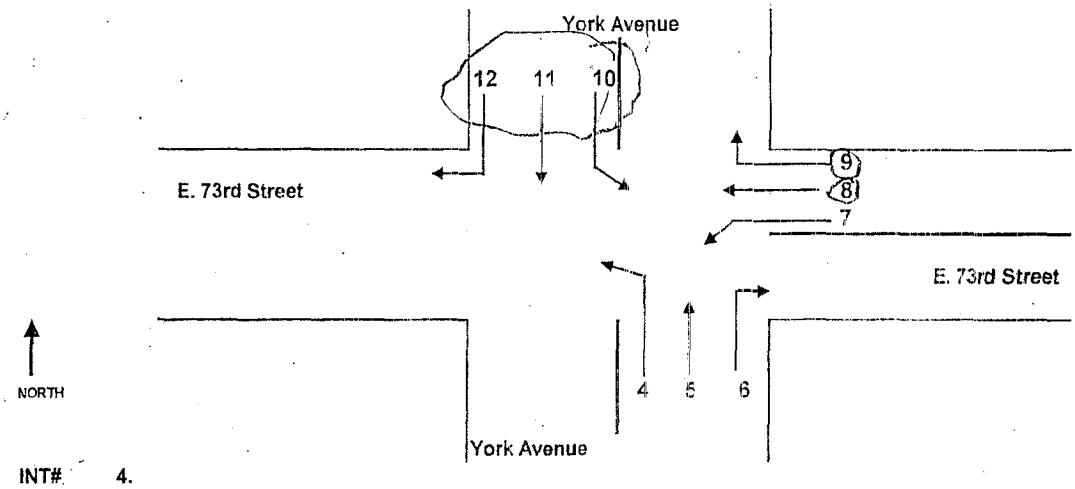

INT# 4.

INTERSECTION: YORK AVENUE @ 71ST STREET

Surveyor's Name: Sergey Khvotskiy		COUNTER #				DRIVER	YES / NO
PEAK 04:30PM - 06:30PM		MOVEMENT NUMBER				Date March 22 2007	
TIME	VEHICLE TYPE	8	9	10	11	12	
04:30 : 04:45	Auto	3	3	63	125	17	
	Heavy Vehicle	–	–	–	7	–	
04:45 : 05:00	Auto	4	6	35	123	10	
	Heavy Vehicle	–	–	1	4	–	
05:00 : 05:15	Auto	4	4	38	136	11	
	Heavy Vehicle	–	1	2	5	–	
05:15 : 05:30	Auto	2	5	42	111	17	
	Heavy Vehicle	–	–	–	6	–	
05:30 : 05:45	Auto	4	7	40	133	13	
	Heavy Vehicle	–	–	–	9	–	
05:45 : 06:00	Auto	5	6	25	109	16	
	Heavy Vehicle	–	2	–	5	–	
06:00 : 06:15	Auto	2	2	47	138	22	
	Heavy Vehicle	–	–	–	6	–	
06:15 : 06:30	Auto	2	6	37	134	27	
	Heavy Vehicle	–	–	–	3	1	

TRIP CONSULTANTS CORP.

Traffic Recording & Information Processing

2 SURVEYORS

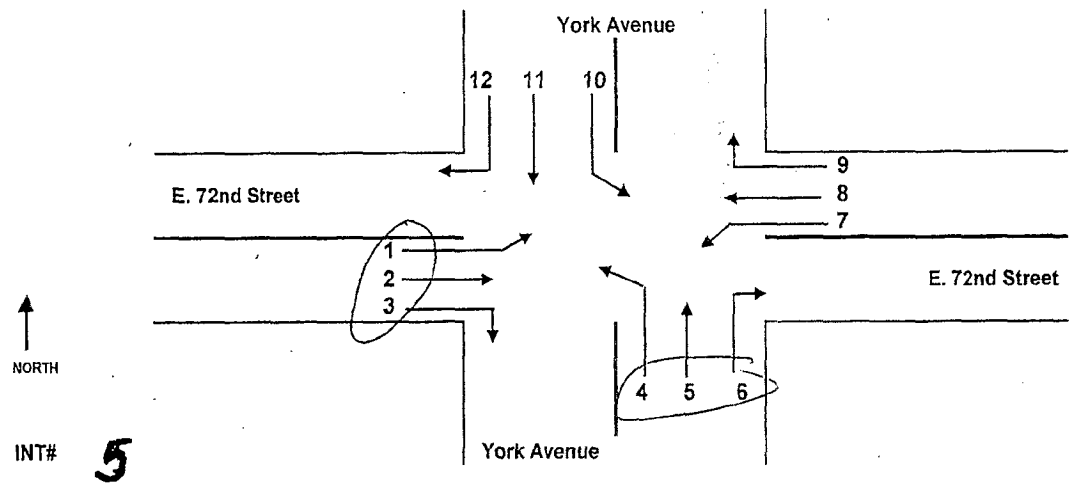

INT# 5

INTERSECTION: YORK AVENUE @ 72ND STREET

Surveyor's Name: Kirill Muchnik		COUNTER #	—	DRIVER	YES / NO ✓
PEAK 07:00AM - 09:00AM		MOVEMENT NUMBER		Date March 27 2007	
TIME	VEHICLE TYPE	1	2	3	4	5	6
07:00 : 07:15	Auto	45	15	21	33	144	15
	Heavy Vehicle	1	-	4	1	3	-
07:15 : 07:30	Auto	42	14	41	25	143	18
	Heavy Vehicle	5	2	3	2	3	-
07:30 : 07:45	Auto	44	15	41	28	192	16
	Heavy Vehicle	5	1	12	4	10	-
07:45 : 08:00	Auto	41	18	37	34	168	9
	Heavy Vehicle	1	2	11	4	7	1
08:00 : 08:15	Auto	46	14	30	19	192	13
	Heavy Vehicle	4	-	12	2	5	—
08:15 : 08:30	Auto	63	14	33	29	213	15
	Heavy Vehicle	1	-	10	1	8	—
08:30 : 08:45	Auto	48	15	30	24	166	22
	Heavy Vehicle	2	-	9	1	7	1
08:45 : 09:00	Auto	46	9	29	27	186	11
	Heavy Vehicle	2	2	6	0	7	—

TRIP CONSULTANTS CORP.

Traffic Recording & Information Processing

2 SURVEYORS

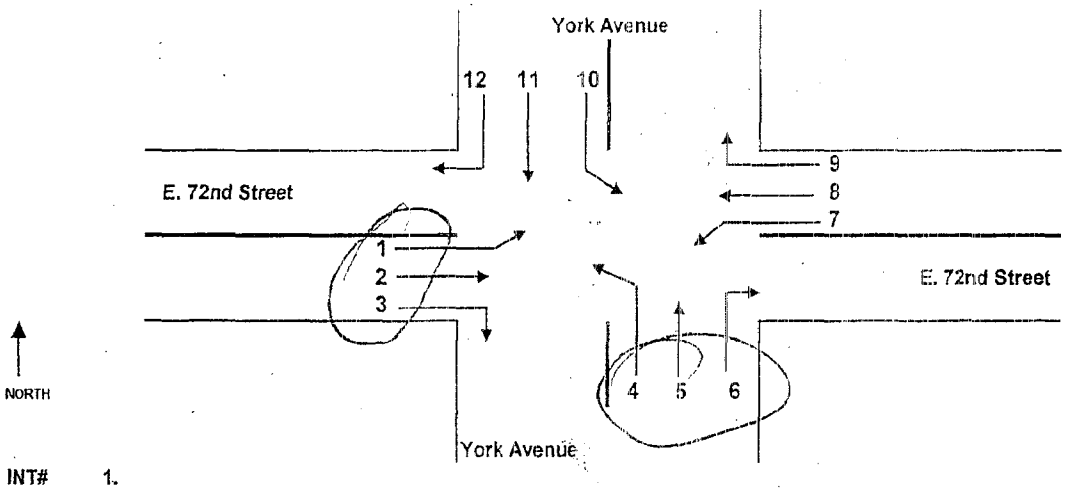

INT# 1.

INTERSECTION: YORK AVENUE @ 72ND STREET

Surveyor's Name:	Kirill Mvehnik			COUNTER #	—	DRIVER	YES / NO
PEAK 12:00PM - 02:00PM				MOVEMENT NUMBER		Date: March	2007
TIME	VEHICLE TYPE	1	2	3	4	5	6
12:00 : 12:15	Auto	37	13	32	46	131	21
	Heavy Vehicle	5	1	3	1	6	—
12:15 : 12:30	Auto	43	13	34	34	143	19
	Heavy Vehicle	4	—	11	3	10	1
12:30 : 12:45	Auto	49	16	38	25	124	8
	Heavy Vehicle	3	1	4	3	5	—
12:45 : 01:00	Auto	41	15	36	29	125	8
	Heavy Vehicle	3	3	6	1	8	—
01:00 : 01:15	Auto	48	13	35	30	139	16
	Heavy Vehicle	3	1	7	2	8	1
01:15 : 01:30	Auto	39	18	34	19	175	13
	Heavy Vehicle	1	—	7	3	6	1
01:30 : 01:45	Auto	46	16	39	31	164	23
	Heavy Vehicle	4	1	4	3	6	—
01:45 : 02:00	Auto	44	15	40	28	175	14
	Heavy Vehicle	3	1	3	1	9	—

TRIP CONSULTANTS CORP.

Traffic Recording & Information Processing

2 SURVEYORS

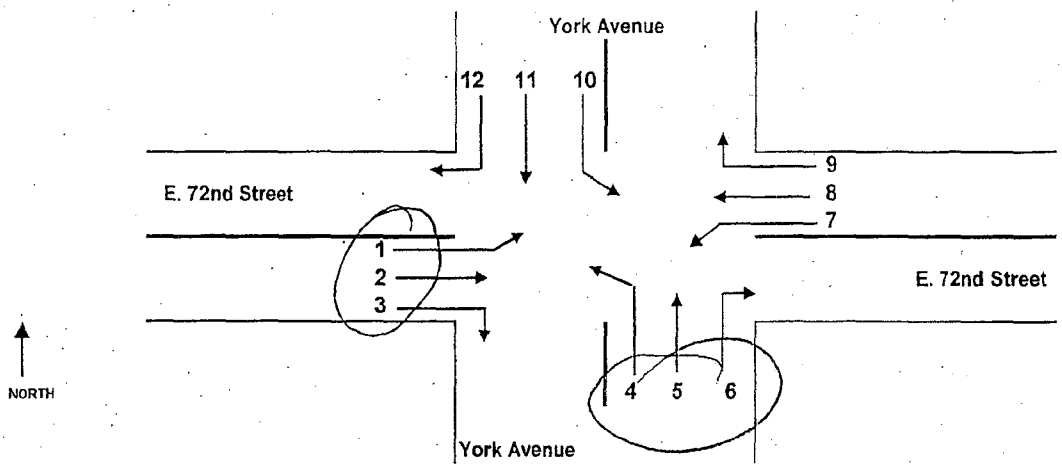

INT# 1.

INTERSECTION: YORK AVENUE @ 72ND STREET

Surveyor's Name: Kirill Miechowicz		COUNTER #	—	DRIVER	YES / NO
PEAK 04:30PM - 06:30PM		MOVEMENT NUMBER		Date March - 4 - 2007	
TIME	VEHICLE TYPE	1	2	3	4	5	6
04:30 : 04:45	Auto	56	18	28	18	180	9
	Heavy Vehicle	2	2	5	—	4	—
04:45 : 05:00	Auto	36	16	27	25	187	11
	Heavy Vehicle	1	—	6	—	3	1
05:00 : 05:15	Auto	56	12	23	15	152	8
	Heavy Vehicle	—	—	4	—	3	—
05:15 : 05:30	Auto	49	9	23	24	181	5
	Heavy Vehicle	2	—	5	—	4	—
05:30 : 05:45	Auto	43	13	36	27	201	6
	Heavy Vehicle	1	—	4	—	4	—
05:45 : 06:00	Auto	35	15	29	20	214	6
	Heavy Vehicle	2	1	2	1	4	—
06:00 : 06:15	Auto	47	15	36	20	184	6
	Heavy Vehicle	1	—	3	1	3	—
06:15 : 06:30	Auto	41	13	29	11	201	5
	Heavy Vehicle	2	—	2	3	1	—

TRIP CONSULTANTS CORP.

Traffic Recording & Information Processing

2 SURVEYORS

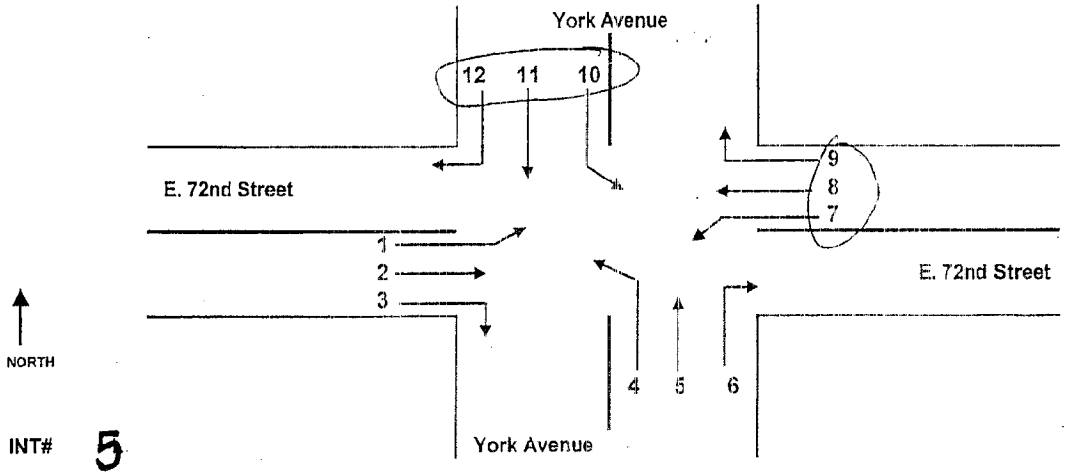

INT# 5

INTERSECTION: YORK AVENUE @ 72ND STREET

Surveyor's Name: Elena Sytova				COUNTER #	N/A	DRIVER	YES / NO
PEAK 07:00AM - 09:00AM			MOVEMENT NUMBER			Date: March 27, 2007	
TIME	VEHICLE TYPE	7	8	9	10	11	12
07:00 : 07:15	Auto	5	9	11	4	56	21
	Heavy Vehicle	1	—	2	—	7	2
07:15 : 07:30	Auto	1	15	14	7	51	26
	Heavy Vehicle	1	2	—	1	14	6
07:30 : 07:45	Auto	3	10	14	3	59	22
	Heavy Vehicle	—	1	—	—	9	2
07:45 : 08:00	Auto	7	14	23	1	75	20
	Heavy Vehicle	1	—	1	—	8	2
08:00 : 08:15	Auto	5	24	11	5	80	27
	Heavy Vehicle	—	1	—	1	13	2
08:15 : 08:30	Auto	7	18	8	7	64	31
	Heavy Vehicle	—	—	—	—	1	—
08:30 : 08:45	Auto	5	12	11	2	86	25
	Heavy Vehicle	—	—	—	—	14	2
08:45 : 09:00	Auto	4	15	9	7	113	25
	Heavy Vehicle	—	—	1	—	14	5

TRIP CONSULTANTS CORP.

Traffic Recording & Information Processing

2 SURVEYORS

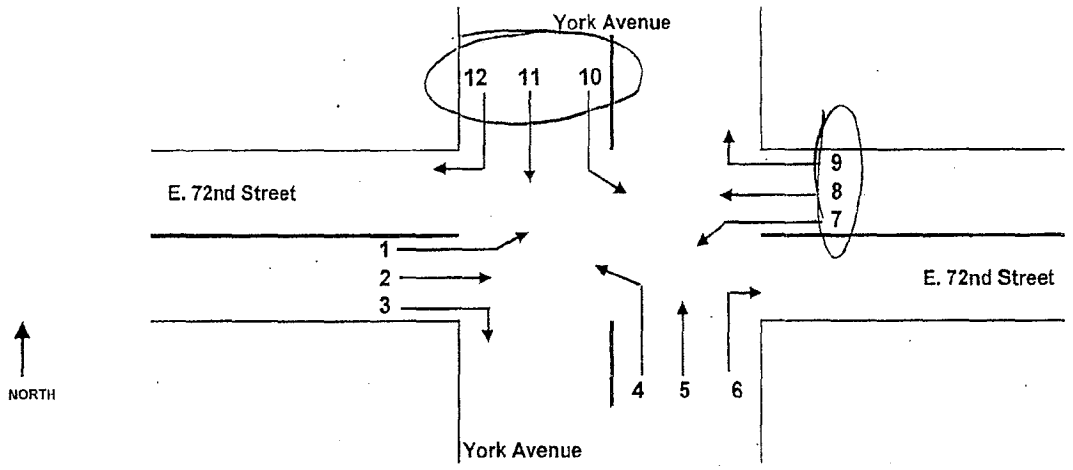

INT# 1.

INTERSECTION: YORK AVENUE @ 72ND STREET

Surveyor's Name: Elena Sparova				COUNTER #	N/A	DRIVER	YES / NO
PEAK 12:00PM - 02:00PM				MOVEMENT NUMBER		Date: March 2	2007
TIME	VEHICLE TYPE	7	8	9	10	11	12
12:00 : 12:15	Auto	6	21	14	3	87	18
	Heavy Vehicle	—	—	—	—	7	1
12:15 : 12:30	Auto	8	20	15	5	74	24
	Heavy Vehicle	—	1	1	—	11	3
12:30 : 12:45	Auto	7	8	7	5	75	20
	Heavy Vehicle	—	—	—	—	8	1
12:45 : 01:00	Auto	4	16	17	6	87	12
	Heavy Vehicle	—	2	1	—	5	1
01:00 : 01:15	Auto	9	20	11	5	72	20
	Heavy Vehicle	—	2	—	—	8	3
01:15 : 01:30	Auto	2	13	18	3	67	20
	Heavy Vehicle	—	2	—	1	8	2
01:30 : 01:45	Auto	14	12	15	4	91	18
	Heavy Vehicle	—	2	—	—	5	—
01:45 : 02:00	Auto	12	16	10	6	89	24
	Heavy Vehicle	1	2	—	—	7	1

TRIP CONSULTANTS CORP.

Traffic Recording & Information Processing

2 SURVEYORS

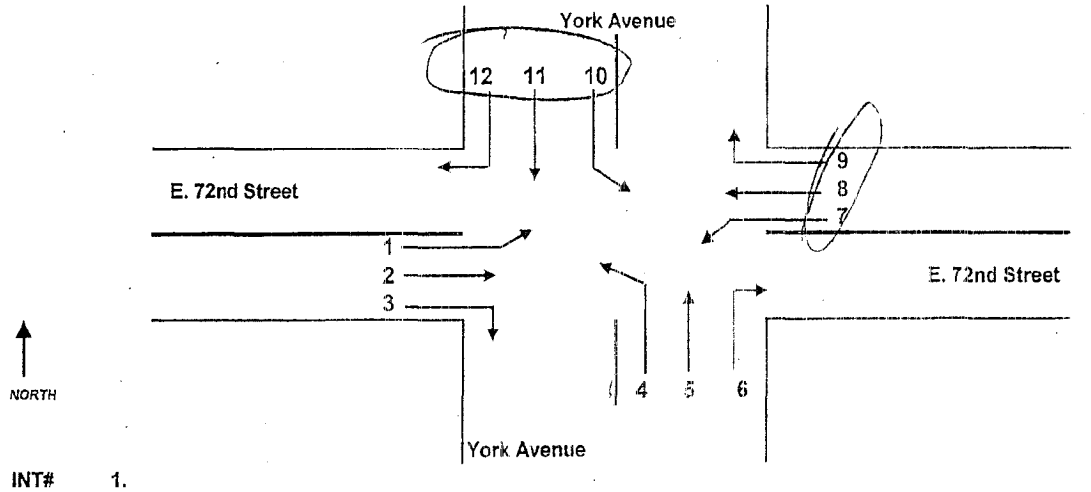

INT# 1.

INTERSECTION: YORK AVENUE @ 72ND STREET

Surveyor's Name: Elena Sycarova				COUNTER #	N/A	DRIVER	YES / NO
PEAK 04:30PM - 06:30PM				M O V E M E N T N U M B E R		Date: March 27 2007	
TIME	VEHICLE TYPE	7	8	9	10	11	12
04:30 : 04:45	Auto	8	12	12	—	98	20
	Heavy Vehicle	1	—	—	—	9	1
04:45 : 05:00	Auto	9	15	16	5	102	16
	Heavy Vehicle	1	—	—	1	3	—
05:00 : 05:15	Auto	5	17	8	4	89	9
	Heavy Vehicle	1	—	1	—	5	1
05:15 : 05:30	Auto	3	13	8	5	98	19
	Heavy Vehicle	—	—	—	1	6	2
05:30 : 05:45	Auto	4	14	7	9	108	14
	Heavy Vehicle	—	—	—	—	3	1
05:45 : 06:00	Auto	8	8	4	5	105	18
	Heavy Vehicle	—	—	—	—	3	—
06:00 : 06:15	Auto	3	14	13	4	125	20
	Heavy Vehicle	1	—	—	—	6	1
06:15 : 06:30	Auto	2	11	10	4	115	24
	Heavy Vehicle	—	—	—	—	1	—

TRIP CONSULTANTS CORP.

Traffic Recording & Information Processing

2 SURVEYORS

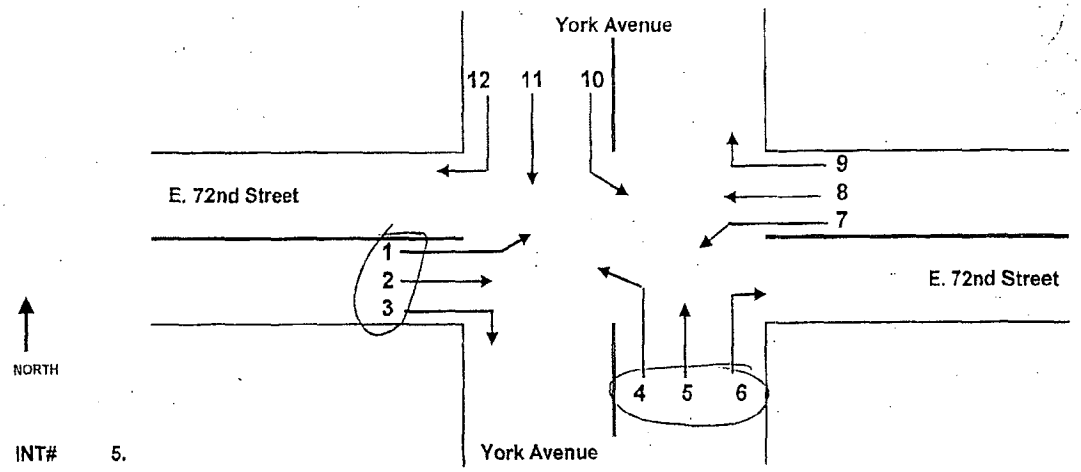

INT# 5.

INTERSECTION: YORK AVENUE @ 72ND STREET

Surveyor's Name: LEV SHYTHAN		COUNTER #				DRIVER	YES / NO
PEAK 07:00AM - 09:00AM				MOVEMENT NUMBER		Date: March 28	2007
TIME	VEHICLE TYPE	1	2	3	4	5	6
07:00 : 07:15	Auto	57	12	20	36	154	25
	Heavy Vehicle	3	—	4	—	3	—
07:15 : 07:30	Auto	59	32	21	37	223	16
	Heavy Vehicle	3	—	7	1	7	2
07:30 : 07:45	Auto	55	17	25	36	197	12
	Heavy Vehicle	2	—	9	—	8	1
07:45 : 08:00	Auto	42	16	27	33	219	21
	Heavy Vehicle	2	—	6	—	4	1
08:00 : 08:15	Auto	52	11	18	31	201	8
	Heavy Vehicle	3	—	5	3	8	1
08:15 : 08:30	Auto	61	17	33	26	200	10
	Heavy Vehicle	2	1	9	3	5	—
08:30 : 08:45	Auto	56	7	34	19	183	10
	Heavy Vehicle	3	2	9	—	9	—
08:45 : 09:00	Auto	41	21	29	25	177	11
	Heavy Vehicle	4	—	7	—	7	—

TRIP CONSULTANTS CORP.

Traffic Recording & Information Processing

2 SURVEYORS

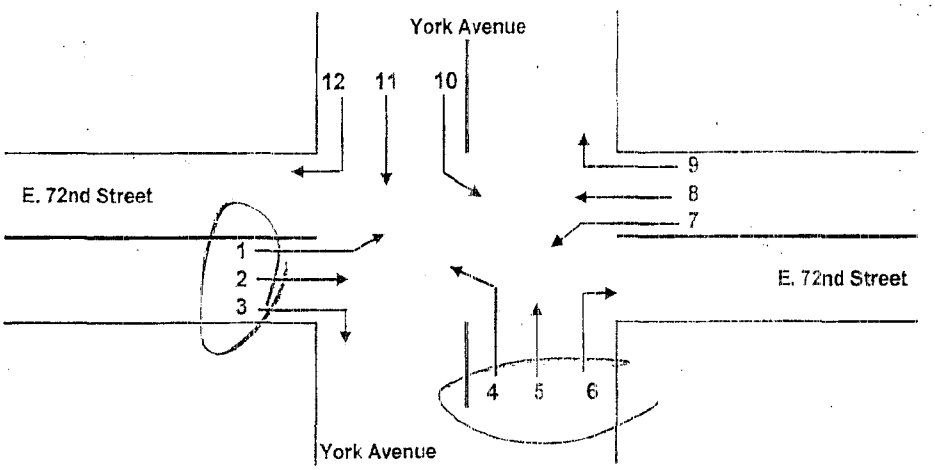

INT# 5.

INTERSECTION: YORK AVENUE @ 72ND STREET

Surveyor's Name: LEV SHYMAN		COUNTER #				DRIVER	YES / NO
PEAK 12:00PM - 02:00PM		M O V E M E N T N U M B E R				Date: March 28 2007	
TIMES	VEHICLE TYPE	1	2	3	4	5	6
12:00 : 12:15	Auto	32	16	31	37	141	21
	Heavy Vehicle	5	1	6	—	—	1
12:15 : 12:30	Auto	35	6	29	27	147	15
	Heavy Vehicle	3	—	4	—	6	—
12:30 : 12:45	Auto	53	12	31	22	145	17
	Heavy Vehicle	2	—	5	7	14	1
12:45 : 01:00	Auto	47	11	36	29	133	17
	Heavy Vehicle	1	4	2	1	5	2
01:00 : 01:15	Auto	52	13	35	25	135	16
	Heavy Vehicle	2	—	5	1	6	2
01:15 : 01:30	Auto	51	18	32	20	137	17
	Heavy Vehicle	2	3	8	2	5	—
01:30 : 01:45	Auto	64	22	28	30	144	12
	Heavy Vehicle	3	2	5	2	8	—
01:45 : 02:00	Auto	48	13	34	28	121	17
	Heavy Vehicle	5	1	3	2	5	1

TRIP CONSULTANTS CORP.

Traffic Recording & Information Processing

2 SURVEYORS

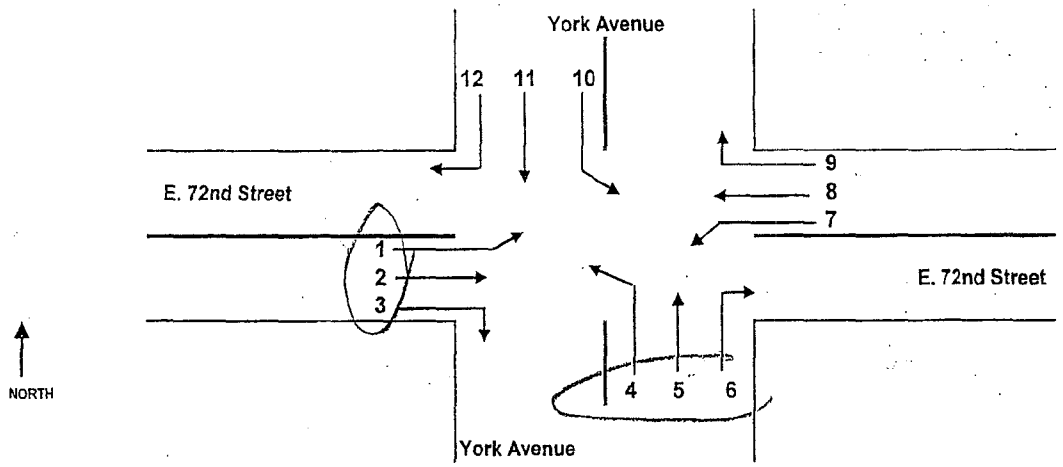

INT# 5.

INTERSECTION: YORK AVENUE @ 72ND STREET

Surveyor's Name: LEV SHYMAN					COUNTER #		DRIVER	YES / NO
PEAK 04:30PM - 06:30PM					MOVEMENT NUMBER		Date: March 2007	
TIME	VEHICLE TYPE	1	2	3	4	5	6	
04:30 : 04:45	Auto	56	15	26	22	136	6	
	Heavy Vehicle	—	2	4	—	4	—	
04:45 : 05:00	Auto	36	11	31	13	125	5	
	Heavy Vehicle	3	1	5	—	4	1	
05:00 : 05:15	Auto	40	18	24	22	146	8	
	Heavy Vehicle	2	—	6	1	3	—	
05:15 : 05:30	Auto	56	20	31	18	117	5	
	Heavy Vehicle	1	—	5	—	19	—	
05:30 : 05:45	Auto	45	13	26	20	159	8	
	Heavy Vehicle	1	—	5	1	2	1	
05:45 : 06:00	Auto	52	13	34	13	142	14	
	Heavy Vehicle	3	1	7	—	4	—	
06:00 : 06:15	Auto	47	8	26	11	109	8	
	Heavy Vehicle	—	—	3	—	4	—	
06:15 : 06:30	Auto	57	14	31	17	131	8	
	Heavy Vehicle	1	—	2	—	7	—	

TRIP CONSULTANTS CORP.

Traffic Recording & Information Processing

2 SURVEYORS

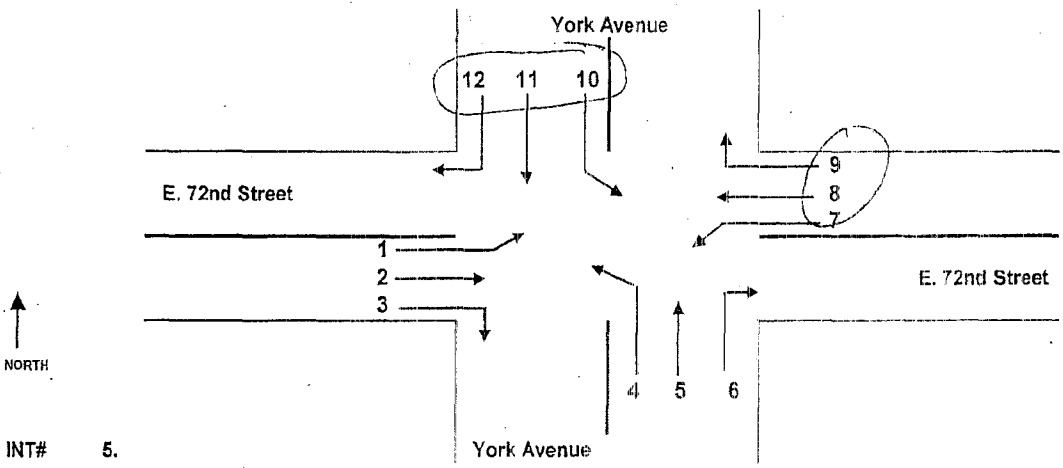

INTERSECTION: YORK AVENUE @ 72ND STREET

Surveyor's Name: Elena Slatova				COUNTER #		DRIVER	YES / NO
PEAK 07:00AM - 09:00AM				MOVEMENT NUMBER		Date: March 28, 2007	
TIME	VEHICLE TYPE	7	8	9	10	11	12
07:00 : 07:15	Auto	4	16	23	5	82	18
	Heavy Vehicle	—	—	—	—	12	2
07:15 : 07:30	Auto	6	15	11	5	68	25
	Heavy Vehicle	—	1	—	—	9	5
07:30 : 07:45	Auto	3	16	8	3	54	35
	Heavy Vehicle	—	—	—	—	8	—
07:45 : 08:00	Auto	1	17	18	2	76	26
	Heavy Vehicle	—	1	—	—	9	4
08:00 : 08:15	Auto	4	15	16	5	104	33
	Heavy Vehicle	—	1	—	1	17	3
08:15 : 08:30	Auto	7	11	9	2	102	14
	Heavy Vehicle	—	1	—	—	10	1
08:30 : 08:45	Auto	3	8	10	5	96	34
	Heavy Vehicle	—	—	—	—	8	1
08:45 : 09:00	Auto	3	16	7	6	71	19
	Heavy Vehicle	—	—	—	—	6	1

TRIP CONSULTANTS CORP.

Traffic Recording & Information Processing

2 SURVEYORS

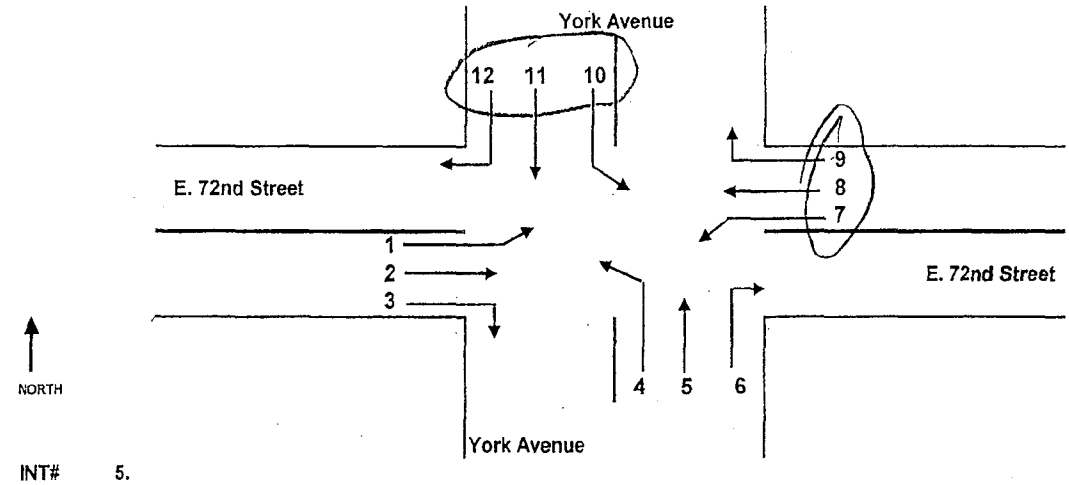

INT# 5.

INTERSECTION: YORK AVENUE @ 72ND STREET

Surveyor's Name: Elena Syarova		COUNTER #	M/A	DRIVER	YES / NO
PEAK 12:00PM - 02:00PM		MOVEMENT NUMBER		Date March 21, 2007	
TIME	VEHICLE TYPE	7	8	9	10	11	12
12:00 : 12:15	Auto	4	19	6	3	107	22
	Heavy Vehicle	—	1	—	—	9	4
12:15 : 12:30	Auto	4	9	5	5	96	18
	Heavy Vehicle	—	—	—	—	11	1
12:30 : 12:45	Auto	6	15	14	4	119	20
	Heavy Vehicle	1	1	—	—	17	2
12:45 : 01:00	Auto	8	11	11	3	99	31
	Heavy Vehicle	1	1	1	1	11	1
01:00 : 01:15	Auto	9	17	14	5	95	19
	Heavy Vehicle	—	1	—	—	11	2
01:15 : 01:30	Auto	8	19	14	4	94	27
	Heavy Vehicle	2	—	1	—	7	2
01:30 : 01:45	Auto	4	15	14	6	89	34
	Heavy Vehicle	—	—	3	1	9	—
01:45 : 02:00	Auto	9	16	15	2	78	24
	Heavy Vehicle	1	1	—	—	13	—

TRIP CONSULTANTS CORP.

Traffic Recording & Information Processing

2 SURVEYORS

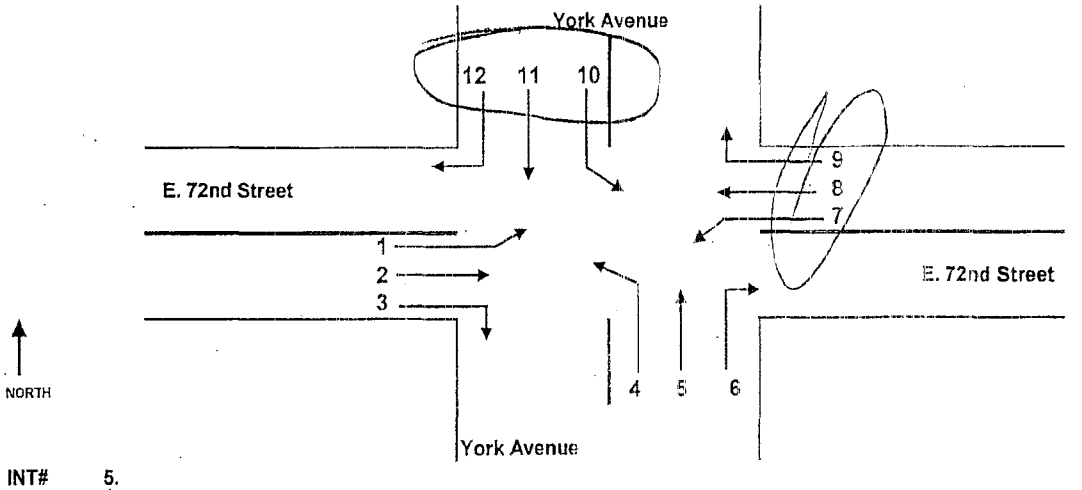

INT# 5.

INTERSECTION: YORK AVENUE @ 72ND STREET

Surveyor's Name: Elena Spirova				COUNTER # N/A		DRIVER	YES / NO
PEAK 04:30PM - 06:30PM				MOVEMENT NUMBERS		Date: March 22nd 2007	
TIME	VEHICLE TYPE	7	8	9	10	11	12
04:30 : 04:45	Auto	6	16	8	3	105	25
	Heavy Vehicle	2	—	—	—	5	1
04:45 : 05:00	Auto	4	12	11	7	109	14
	Heavy Vehicle	1	2	—	—	4	1
05:00 : 05:15	Auto	3	13	14	3	117	22
	Heavy Vehicle	—	1	—	—	5	2
05:15 : 05:30	Auto	10	12	13	8	119	13
	Heavy Vehicle	1	—	—	—	5	1
05:30 : 05:45	Auto	6	15	11	3	102	28
	Heavy Vehicle	—	—	—	—	3	1
05:45 : 06:00	Auto	11	15	13	4	129	23
	Heavy Vehicle	1	—	—	—	4	—
06:00 : 06:15	Auto	10	12	14	2	139	25
	Heavy Vehicle	—	—	—	—	2	1
06:15 : 06:30	Auto	3	13	9	7	119	14
	Heavy Vehicle	—	—	—	—	5	1

TRIP CONSULTANTS CORP.

Traffic Recording & Information Processing

2 SURVEYORS

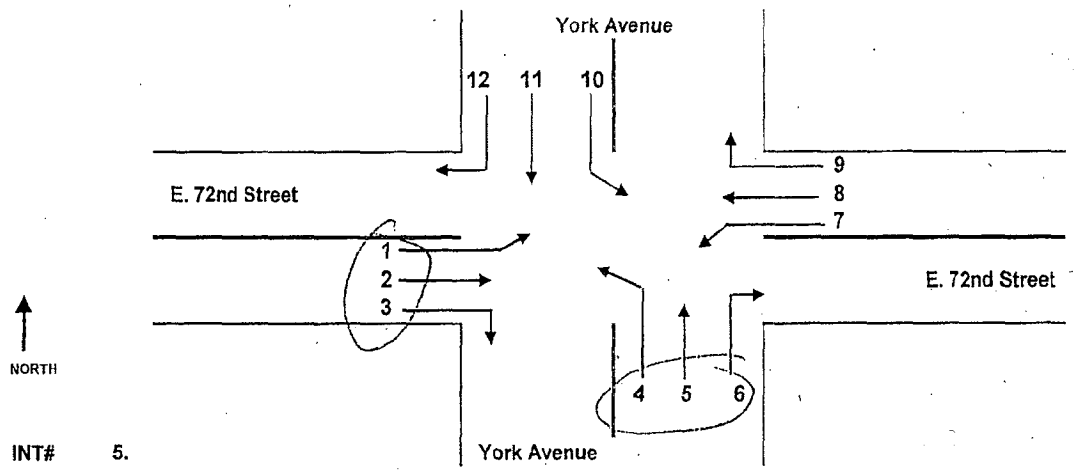

INTERSECTION: YORK AVENUE @ 72ND STREET

Surveyor's Name: Lev Sheytman				COUNTER #		DRIVER	YES / NO
PEAK 07:00AM - 09:00AM		MOVEMENT NUMBER				Date: March 28 2007	
TIME	VEHICLE TYPE	1	2	3	4	5	6
07:00 : 07:15	Auto	53	11	25	30	152	19
	Heavy Vehicle	4	2	3	1	7	—
07:15 : 07:30	Auto	66	23	23	33	145	18
	Heavy Vehicle	4	—	5	—	2	—
07:30 : 07:45	Auto	50	14	22	26	169	17
	Heavy Vehicle	4	—	7	1	7	2
07:45 : 08:00	Auto	45	12	26	25	164	18
	Heavy Vehicle	1	1	9	1	6	—
08:00 : 08:15	Auto	46	17	13	25	195	17
	Heavy Vehicle	4	—	8	3	6	2
08:15 : 08:30	Auto	47	9	28	21	181	29
	Heavy Vehicle	3	2	10	—	10	—
08:30 : 08:45	Auto	51	13	17	26	179	12
	Heavy Vehicle	2	2	5	—	9	1
08:45 : 09:00	Auto	48	11	23	23	171	15
	Heavy Vehicle	2	1	7	1	7	—

TRIP CONSULTANTS CORP.

Traffic Recording & Information Processing

2 SURVEYORS

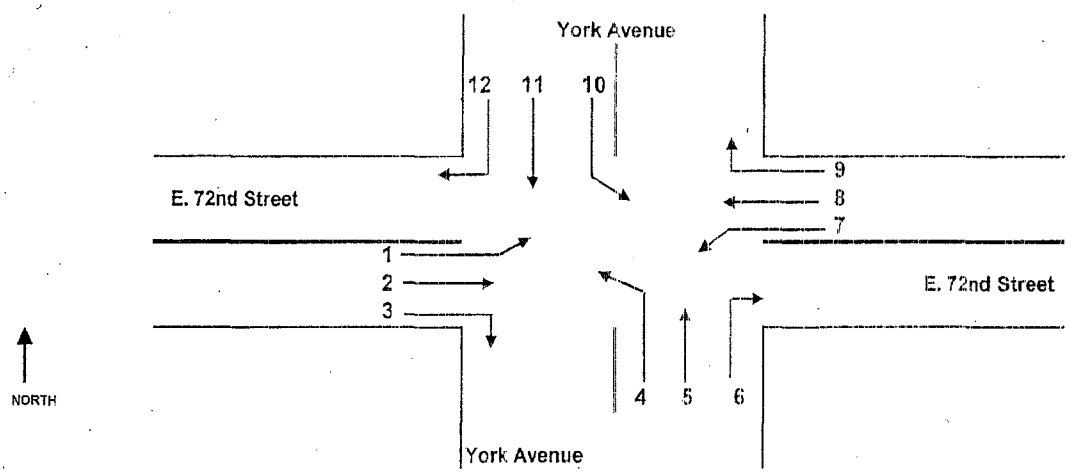

INT# 5.

INTERSECTION: YORK AVENUE @ 72ND STREET

Surveyor's Name:				COUNTER #		DRIVER	YES / NO
PEAK 12:00PM - 02:00PM				MOVEMENT NUMBER		Date: March	2007
TIME	VEHICLE TYPE	1	2	3	4	5	6
12:00 : 12:15	Auto	54	16	33	28	125	12
	Heavy Vehicle	2	1	6	2	5	1
12:15 : 12:30	Auto	52	11	36	22	140	13
	Heavy Vehicle	5	—	3	1	5	—
12:30 : 12:45	Auto	43	17	32	30	166	15
	Heavy Vehicle	2	—	4	1	11	—
12:45 : 01:00	Auto	44	12	39	27	143	14
	Heavy Vehicle	2	—	6	2	6	1
01:00 : 01:15	Auto	41	13	32	19	149	18
	Heavy Vehicle	4	—	4	2	6	2
01:15 : 01:30	Auto	49	9	26	20	128	12
	Heavy Vehicle	4	—	5	2	—	—
01:30 : 01:45	Auto	50	12	43	24	119	11
	Heavy Vehicle	10	—	2	—	6	1
01:45 : 02:00	Auto	43	17	31	24	126	12
	Heavy Vehicle	4	1	4	2	6	—

TRIP CONSULTANTS CORP.

Traffic Recording & Information Processing

2 SURVEYORS

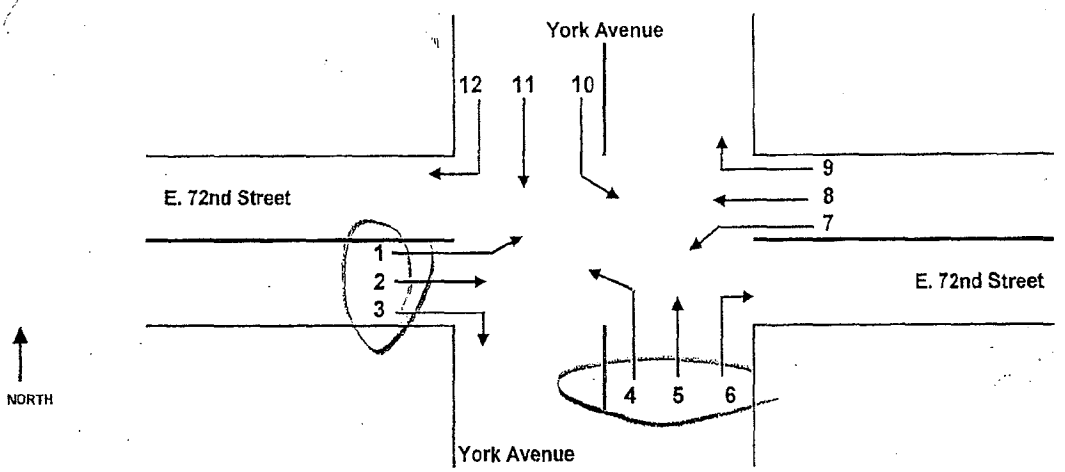

INT# 5.

INTERSECTION: YORK AVENUE @ 72ND STREET

Surveyor's Name:				COUNTER #		DRIVER	YES / NO
PEAK 04:30PM - 06:30PM		MOVEMENT NUMBER				Date: March , 2007	
TIME	VEHICLE TYPE	1	2	3	4	5	6
04:30 : 04:45	Auto	51	12	30	23	146	6
	Heavy Vehicle	—	1	5	—	5	—
04:45 : 05:00	Auto	50	6	21	12	123	8
	Heavy Vehicle	2	—	6	—	4	1
05:00 : 05:15	Auto	50	16	23	18	139	8
	Heavy Vehicle	1	—	6	—	4	—
05:15 : 05:30	Auto	46	10	31	22	130	3
	Heavy Vehicle	1	—	3	—	3	—
05:30 : 05:45	Auto	60	10	37	20	124	5
	Heavy Vehicle	4	—	6	1	2	—
05:45 : 06:00	Auto	24	17	39	12	113	4
	Heavy Vehicle	1	1	1	1	2	—
06:00 : 06:15	Auto	55	11	26	19	122	10
	Heavy Vehicle	1	—	5	2	6	—
06:15 : 06:30	Auto	46	17	30	19	142	6
	Heavy Vehicle	1	—	3	1	3	1

TRIP CONSULTANTS CORP.

Traffic Recording & Information Processing

2 SURVEYORS

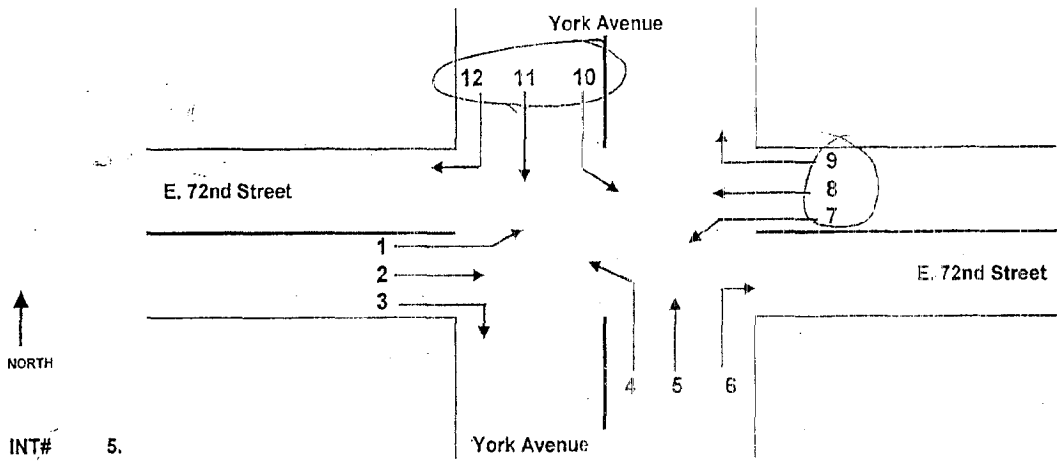

INTERSECTION: YORK AVENUE @ 72ND STREET

Surveyor's Name: Liza Suranova				COUNTER #	2284	DRIVER	YES / NO
PEAK: 07:00AM - 09:00AM		MOVEMENT NUMBER				Date: March 29, 2007	
TIME	VEHICLE TYPE	7	8	9	10	11	12
07:00 : 07:15	Auto	6	8	14	5	51	28
	Heavy Vehicle	—	—	1	—	8	3
07:15 : 07:30	Auto	4	21	11	3	72	30
	Heavy Vehicle	1	1	—	—	11	5
07:30 : 07:45	Auto	6	17	9	5	79	29
	Heavy Vehicle	—	—	—	—	11	3
07:45 : 08:00	Auto	4	18	8	4	81	29
	Heavy Vehicle	1	—	1	—	8	1
08:00 : 08:15	Auto	3	17	10	6	77	32
	Heavy Vehicle	2	—	1	1	15	3
08:15 : 08:30	Auto	6	13	11	2	106	33
	Heavy Vehicle	1	—	1	—	10	3
08:30 : 08:45	Auto	4	14	16	3	121	29
	Heavy Vehicle	—	—	—	—	10	4
08:45 : 09:00	Auto	7	17	13	7	125	16
	Heavy Vehicle	—	—	2	—	10	2

TRIP CONSULTANTS CORP.

Traffic Recording & Information Processing

2 SURVEYORS

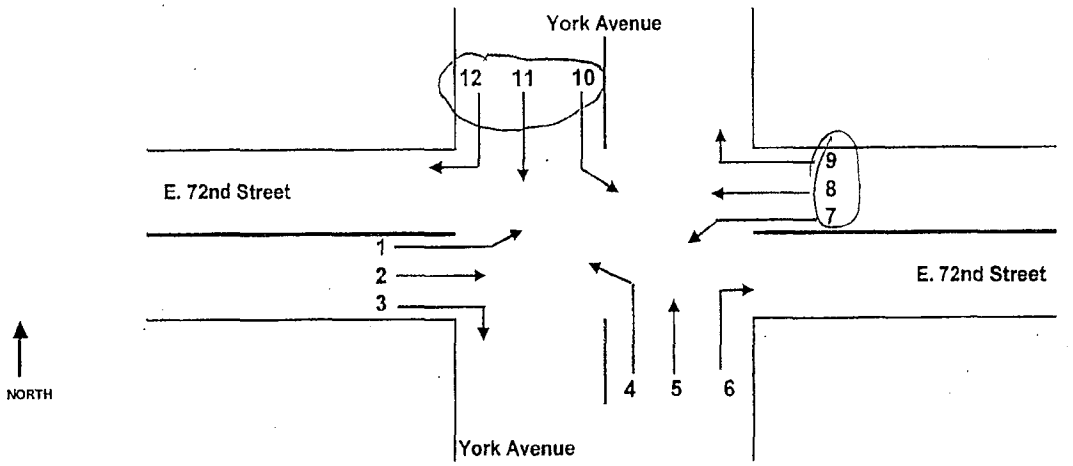

INT# 5.

INTERSECTION: YORK AVENUE @ 72ND STREET

Surveyor's Name:				COUNTER #	2284	DRIVER	YES / NO
PEAK 12:00PM - 02:00PM		MOVEMENT NUMBER				Date: March	2007
TIME	VEHICLE TYPE	(7)	(8)	(9)	(10)	(11)	(12)
12:00 : 12:15	Auto	4	19	14	3	107	26
	Heavy Vehicle	—	1	—	—	26	—
12:15 : 12:30	Auto	3	25	21	7	87	28
	Heavy Vehicle	—	2	—	—	10	4
12:30 : 12:45	Auto	16	13	16	6	101	24
	Heavy Vehicle	—	1	—	2	14	2
12:45 : 01:00	Auto	7	18	11	6	83	20
	Heavy Vehicle	0	—	1	1	12	1
01:00 : 01:15	Auto	8	17	17	9	86	37
	Heavy Vehicle	—	—	2	—	7	1
01:15 : 01:30	Auto	6	12	18	8	80	37
	Heavy Vehicle	2	1	—	—	14	—
01:30 : 01:45	Auto	11	14	13	8	112	34
	Heavy Vehicle	1	1	-	-	4	1
01:45 : 02:00	Auto	8	21	10	5	97	33
	Heavy Vehicle	—	1	1	—	14	2

TRIP CONSULTANTS CORP.

Traffic Recording & Information Processing

2 SURVEYORS

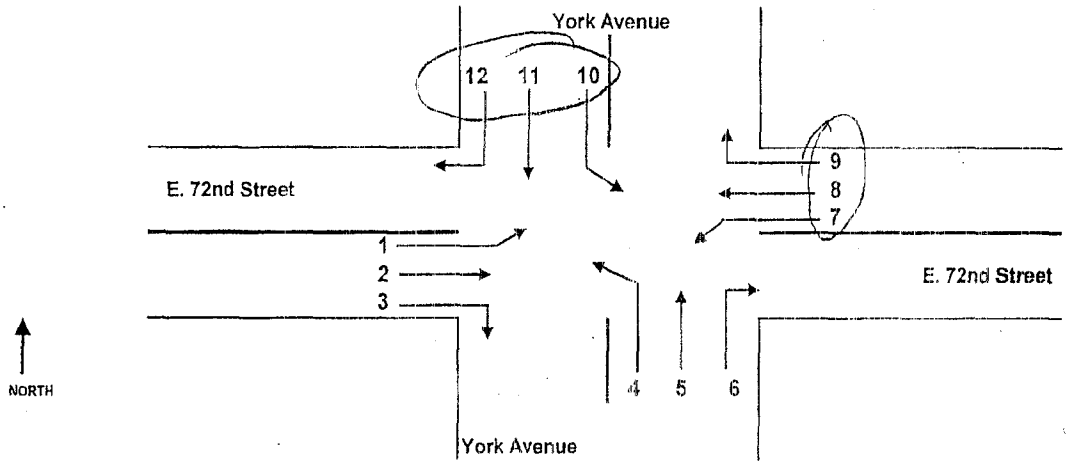

INT# 5.

INTERSECTION: YORK AVENUE @ 72ND STREET

Surveyor's Name:				COUNTER #		DRIVER	YES / NO
PEAK 04:30PM - 06:30PM		MOVEMENT NUMBER				Date: March	2007
TIME	VEHICLE TYPE	(7)	(8)	(9)	(10)	(11)	(12)
04:30 : 04:45	Auto	5	9	7	1	92	15
	Heavy Vehicle	1	—	1	—	9	—
04:45 : 05:00	Auto	12	9	14	7	125	15
	Heavy Vehicle	—	—	—	1	1	1
05:00 : 05:15	Auto	9	14	9	4	129	20
	Heavy Vehicle	—	—	—	—	8	—
05:15 : 05:30	Auto	7	14	8	3	89	18
	Heavy Vehicle	—	—	—	—	3	1
05:30 : 05:45	Auto	2	13	11	5	116	11
	Heavy Vehicle	—	—	—	—	8	1
05:45 : 06:00	Auto	5	15	14	7	111	19
	Heavy Vehicle	—	—	—	—	2	—
06:00 : 06:15	Auto	5	10	7	3	115	16
	Heavy Vehicle	1	1	—	—	7	—
06:15 : 06:30	Auto	5	13	8	4	122	19
	Heavy Vehicle	1	—	—	—	5	—

TRIP CONSULTANTS CORP.

Traffic Recording & Information Processing

2 SURVEYORS

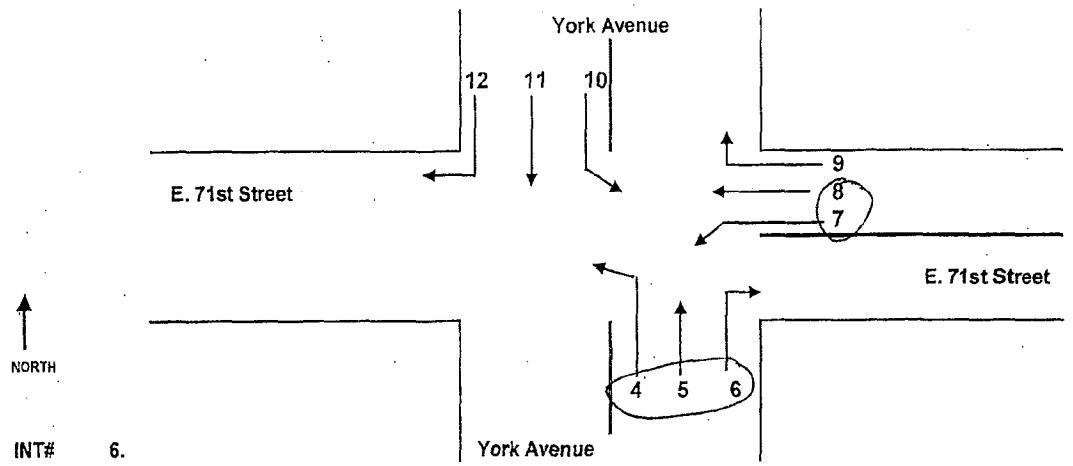

INT# 6.

INTERSECTION: YORK AVENUE @ 71ST STREET

Surveyor's Name: Yury Zabalonkau				COUNTER #		DRIVER	YES / NO
PEAK 07:00AM - 09:00AM		MOVEMENT NUMBER				Date: March 27, 2007	
TIME	VEHICLE TYPE	4	5	6	7	8	
07:00 : 07:15	Auto	15	180	—	59	46	
	Heavy Vehicle	1	4	1	3	2	
07:15 : 07:30	Auto	15	146	—	48	46	
	Heavy Vehicle	1	4	1	2	4	
07:30 : 07:45	Auto	9	197	—	53	31	
	Heavy Vehicle	1	7	—	—	3	
07:45 : 08:00	Auto	6	175	1	70	20	
	Heavy Vehicle	1	7	1	1	1	
08:00 : 08:15	Auto	10	181	1	61	42	
	Heavy Vehicle	—	4	—	1	1	
08:15 : 08:30	Auto	23	225	—	32	39	
	Heavy Vehicle	—	10	1	4	1	
08:30 : 08:45	Auto	12!	184	—	45	37	
	Heavy Vehicle	—	5	—	2	—	
08:45 : 09:00	Auto	6	183	—	46	21	
	Heavy Vehicle	2	4	—	2	4	

TRIP CONSULTANTS CORP.

Traffic Recording & Information Processing

2 SURVEYORS

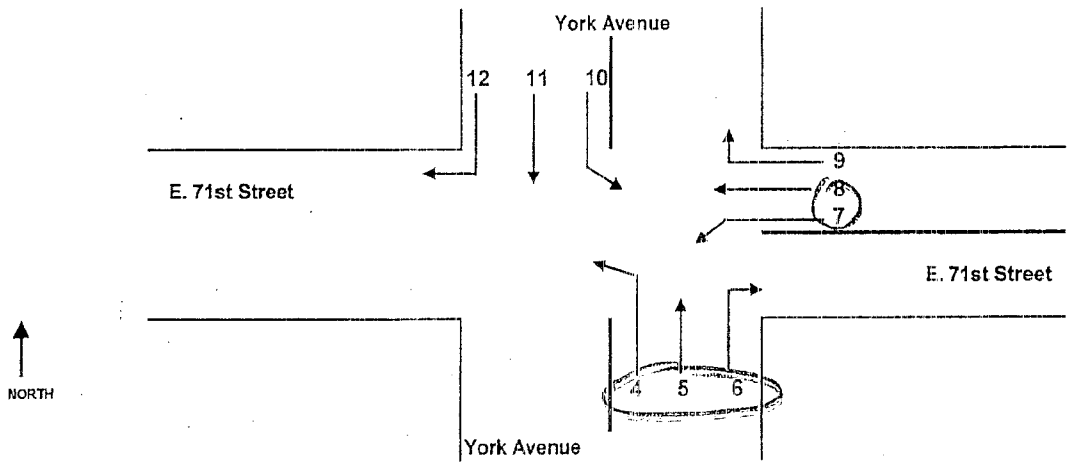

INT# 6.

INTERSECTION: YORK AVENUE @ 71ST STREET

Surveyor's Name: Yury Zabalonkau				COUNTER #		DRIVER	YES / NO
PEAK 12:00PM - 02:00PM			MOVEMENT NUMBER			Date: March 27, 2007	
TIME	VEHICLE TYPE	4	5	6	7	8	
12:00 : 12:15	Auto	17	172	—	69	23	
	Heavy Vehicle	—	6	2	3	—	
12:15 : 12:30	Auto	11	148	—	44	60	
	Heavy Vehicle	2	11	1	2	2	
12:30 : 12:45	Auto	9	125	—	60	67	
	Heavy Vehicle	—	6	1	3	3	
12:45 : 01:00	Auto	13	121	—	54	45	
	Heavy Vehicle	1	4	—	2	2	
01:00 : 01:15	Auto	18	143	1	30	46	
	Heavy Vehicle	—	9	—	3	2	
01:15 : 01:30	Auto	18	146	—	42	59	
	Heavy Vehicle	1	8	—	2	1	
01:30 : 01:45	Auto	15	196	1	37	52	
	Heavy Vehicle	—	9	2	1	1	
01:45 : 02:00	Auto	13	164	—	47	68	
	Heavy Vehicle	—	6	—	1	2	

TRIP CONSULTANTS CORP.

Traffic Recording & Information Processing

2 SURVEYORS

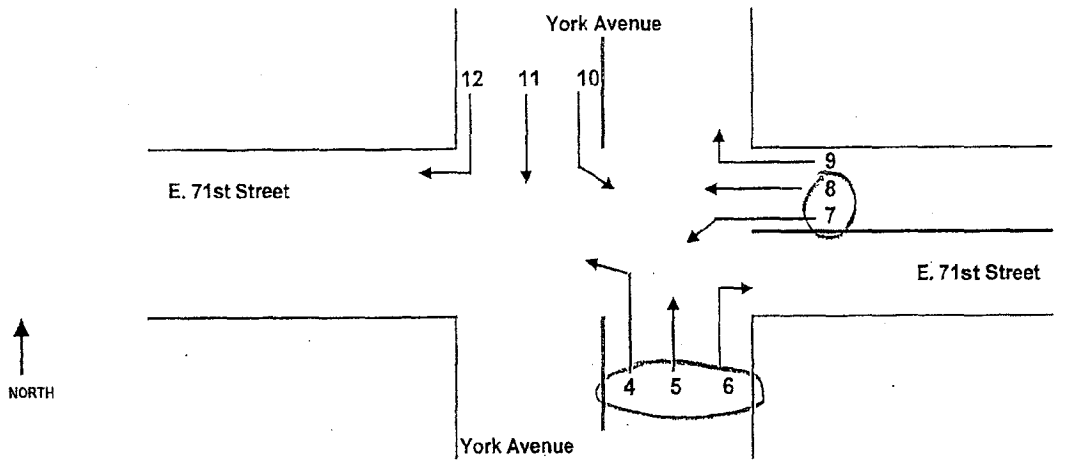

INT# 6.

INTERSECTION: YORK AVENUE @ 71ST STREET

Surveyor's Name: Yury Zabalonkau				COUNTER #		DRIVER	YES / NO
PEAK 04:30PM - 06:30PM				MOVEMENT NUMBER		Date March 8 th 2007	
TIME	VEHICLE TYPE	4	5	6	7	8	
04:30 : 04:45	Auto	3	161	—	41	66	
	Heavy Vehicle	—	3	—	—	—	
04:45 : 05:00	Auto	5	185	—	34	56	
	Heavy Vehicle	1	3	1	1	2	
05:00 : 05:15	Auto	2	143	—	34	48	
	Heavy Vehicle	—	3	—	2	2	
05:15 : 05:30	Auto	8	182	—	43	65	
	Heavy Vehicle	—	2	—	1	—	
05:30 : 05:45	Auto	8	181	—	41	58	
	Heavy Vehicle	—	4	—	—	1	
05:45 : 06:00	Auto	12	188	—	39	55	
	Heavy Vehicle	—	3	—	2	1	
06:00 : 06:15	Auto	13	172	—	26	70	
	Heavy Vehicle	—	2	—	3	1	
06:15 : 06:30	Auto	9	178	—	34	58	
	Heavy Vehicle	—	4	—	1	—	

TRIP CONSULTANTS CORP.

Traffic Recording & Information Processing

2 SURVEYORS

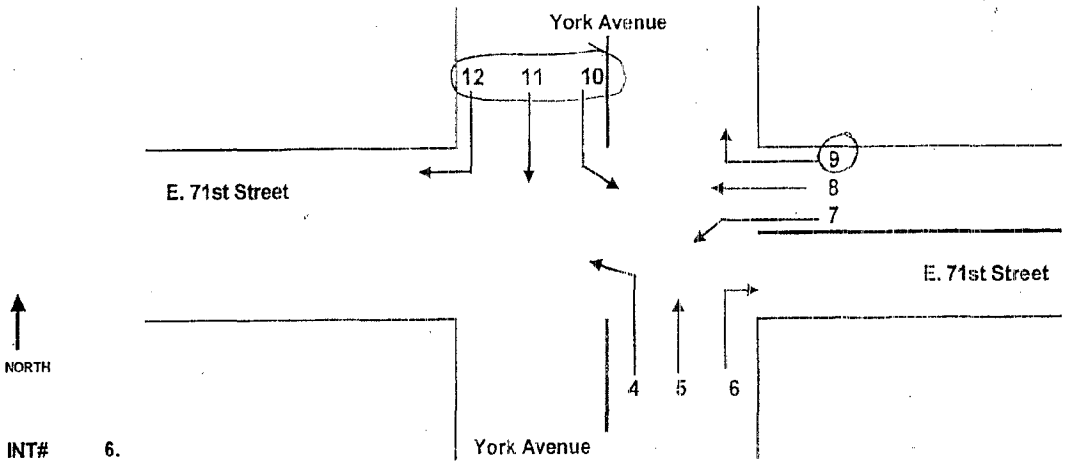

INT# 6.

INTERSECTION: YORK AVENUE @ 71ST STREET

Surveyor's Name: Vyacheslav Patish				COUNTER #	2273	DRIVER	YES / NO
PEAK 07:00AM - 09:00AM		MOVEMENT NUMBER				Date: March 27, 2007	
TIME	VEHICLE TYPE	9	10	11	12		
07:00 : 07:15	Auto	39	—	80	14		
	Heavy Vehicle	—	—	7	5		
07:15 : 07:30	Auto	44	—	86	8		
	Heavy Vehicle	—	1	12	2		
07:30 : 07:45	Auto	43	—	89	14		
	Heavy Vehicle	5	—	17	4		
07:45 : 08:00	Auto	41	—	106	6		
	Heavy Vehicle	4	3	15	6		
08:00 : 08:15	Auto	42	—	103	15		
	Heavy Vehicle	—	—	27	4		
08:15 : 08:30	Auto	25	—	89	18		
	Heavy Vehicle	—	—	17	4		
08:30 : 08:45	Auto	29	—	90	20		
	Heavy Vehicle	4	—	19	5		
08:45 : 09:00	Auto	30	—	116	21		
	Heavy Vehicle	3	—	16	3		
		9	10	11	12		

TRIP CONSULTANTS CORP.

Traffic Recording & Information Processing

2 SURVEYORS

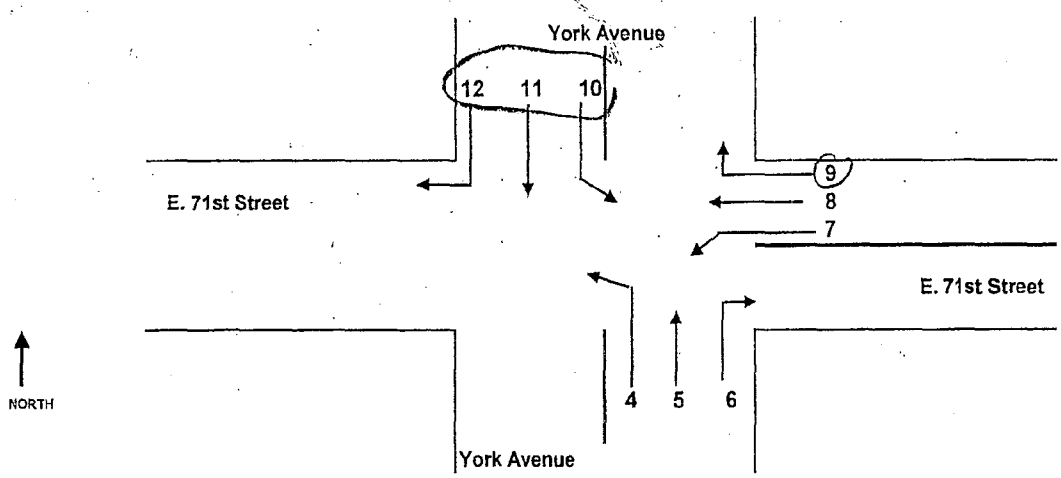

INT# 6.

INTERSECTION: YORK AVENUE @ 71ST STREET

Surveyor's Name: Vyacheslav Patish				COUNTER #	2278	DRIVER	YES / NO
PEAK 12:00PM - 02:00PM		MOVEMENT NUMBER			Date: March 27, 2007		
TIME	VEHICLE TYPE	9	10	11	12		
12:00 : 12:15	Auto	46	—	97	9		
	Heavy Vehicle	1	—	11	4		
12:15 : 12:30	Auto	43	—	116	11		
	Heavy Vehicle	2	2	14	3		
12:30 : 12:45	Auto	45	—	106	12		
	Heavy Vehicle	3	—	10	2		
12:45 : 01:00	Auto	40	—	107	11		
	Heavy Vehicle	4	—	6	4		
01:00 : 01:15	Auto	43	—	121	6		
	Heavy Vehicle	3	1	10	4		
01:15 : 01:30	Auto	42	—	85	12		
	Heavy Vehicle	2	—	17	1		
01:30 : 01:45	Auto	43	—	130	16		
	Heavy Vehicle	1	—	9	2		
01:45 : 02:00	Auto	45	2	114	10		
	Heavy Vehicle	2	—	8	3		
		9	10	11	12		

TRIP CONSULTANTS CORP.

Traffic Recording & Information Processing

2 SURVEYORS

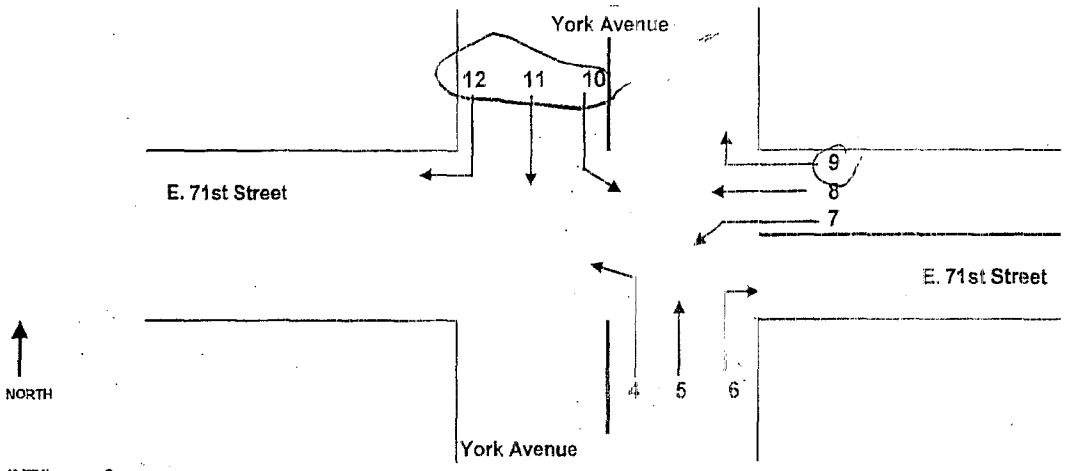

INT# 6.

INTERSECTION: YORK AVENUE @ 71ST STREET

Surveyor's Name: Vyacheslav Patish				COUNTER #	2278	DRIVER	YES / NO
PEAK 04:30PM - 06:30PM		MOVEMENT NUMBER			Date: March 27, 2007		
TIME	VEHICLE TYPE	9	10	11	12		
04:30 : 04:45	Auto	41	—	124	9		
	Heavy Vehicle	1	—	12	4		
04:45 : 05:00	Auto	40	—	130	8		
	Heavy Vehicle	—	—	7	3		
05:00 : 05:15	Auto	29	—	105	4		
	Heavy Vehicle	1	—	6	1		
05:15 : 05:30	Auto	24	—	106	90		
	Heavy Vehicle	1	—	10	3		
05:30 : 05:45	Auto	43	—	121	11		
	Heavy Vehicle	1	—	3	4		
05:45 : 06:00	Auto	39	—	143	9		
	Heavy Vehicle	—	—	6	2		
06:00 : 06:15	Auto	33	—	146	6		
	Heavy Vehicle	—	—	5	4		
06:15 : 06:30	Auto	37	—	139	14		
	Heavy Vehicle	—	—	3	2		
		9	10	11	12		

TRIP CONSULTANTS CORP.

Traffic Recording & Information Processing

2 SURVEYORS

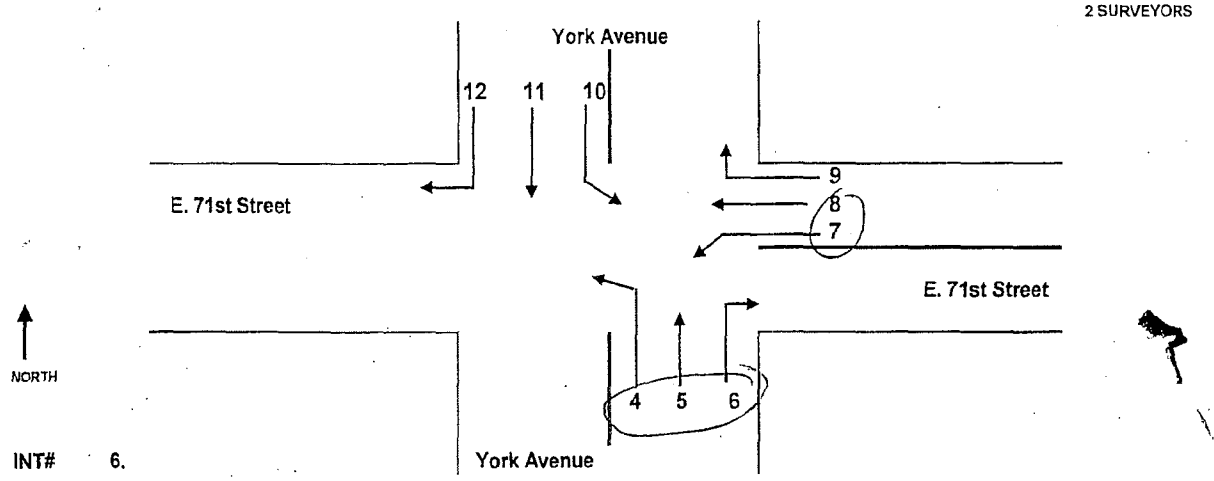

INT# 6.

INTERSECTION: YORK AVENUE @ 71ST STREET

Surveyor's Name: Yury Zabalonkau		COUNTER #			DRIVER	YES / NO
PEAK 07:00AM - 09:00AM		MOVEMENT NUMBER			Date: March 2	2007
TIME	VEHICLE TYPE	4	5	6	7	8
07:00 : 07:15	Auto	12	174	—	69	36
	Heavy Vehicle	—	3	—	—	3
07:15 : 07:30	Auto	13	196	—	47	34
	Heavy Vehicle	—	9	2	1	—
07:30 : 07:45	Auto	14	207	—	64	42
	Heavy Vehicle	—	6	—	1	3
07:45 : 08:00	Auto	11	242	—	58	40
	Heavy Vehicle	1	4	—	3	2
08:00 : 08:15	Auto	11	181	—	35	25
	Heavy Vehicle	—	8	—	2	2
08:15 : 08:30	Auto	15	213	—	43	28
	Heavy Vehicle	—	10	—	2	1
08:30 : 08:45	Auto	16	204	—	22	25
	Heavy Vehicle	—	8	1	—	2
08:45 : 09:00	Auto	8	197	—	62	31
	Heavy Vehicle	1	7	1	1	—

TRIP CONSULTANTS CORP.

Traffic Recording & Information Processing

2 SURVEYORS

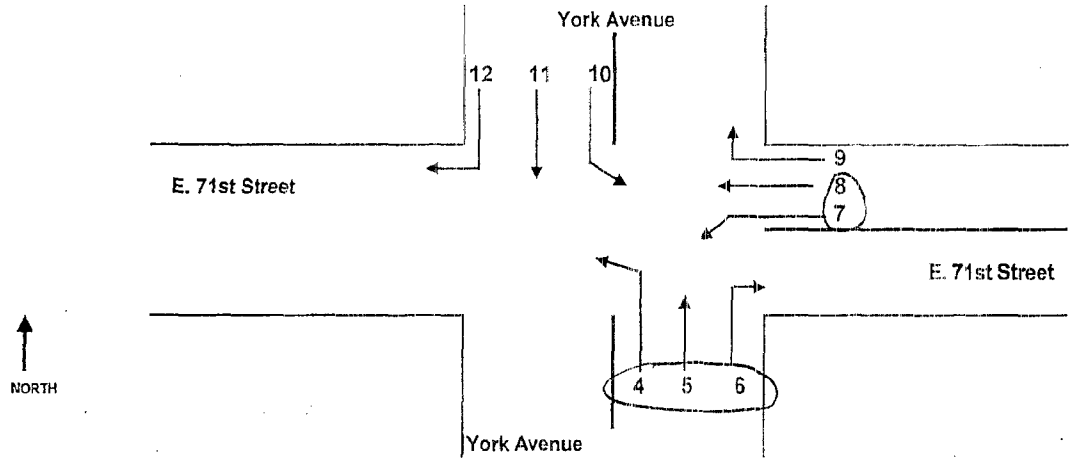

INT# 6.

INTERSECTION: YORK AVENUE @ 71ST STREET

Surveyor's Name: Yury Zabalonkau				COUNTER #		DRIVER	YES / NO
PEAK 12:00PM - 02:00PM		MOVEMENT NUMBER				Date: March	2007
TIME	VEHICLE TYPE	4	5	6	7	8	
12:00 : 12:15	Auto	6	168	1	29	25	
	Heavy Vehicle	—	6	—	1	2	
12:15 : 12:30	Auto	8	180	—	46	38	
	Heavy Vehicle	1	7	—	2	5	
12:30 : 12:45	Auto	11	147	2	41	35	
	Heavy Vehicle	2	5	1	3	1	
12:45 : 01:00	Auto	12	148	—	49	54	
	Heavy Vehicle	3	5	—	3	2	
01:00 : 01:15	Auto	19	153	—	51	49	
	Heavy Vehicle	1	7	—	5	—	
01:15 : 01:30	Auto	12	164	1	48	39	
	Heavy Vehicle	—	7	—	2	3	
01:30 : 01:45	Auto	10	171	—	44	41	
	Heavy Vehicle	—	8	—	2	4	
01:45 : 02:00	Auto	8	160	1	47	56	
	Heavy Vehicle	—	7	1	1	3	

TRIP CONSULTANTS CORP.

Traffic Recording & Information Processing

2 SURVEYORS

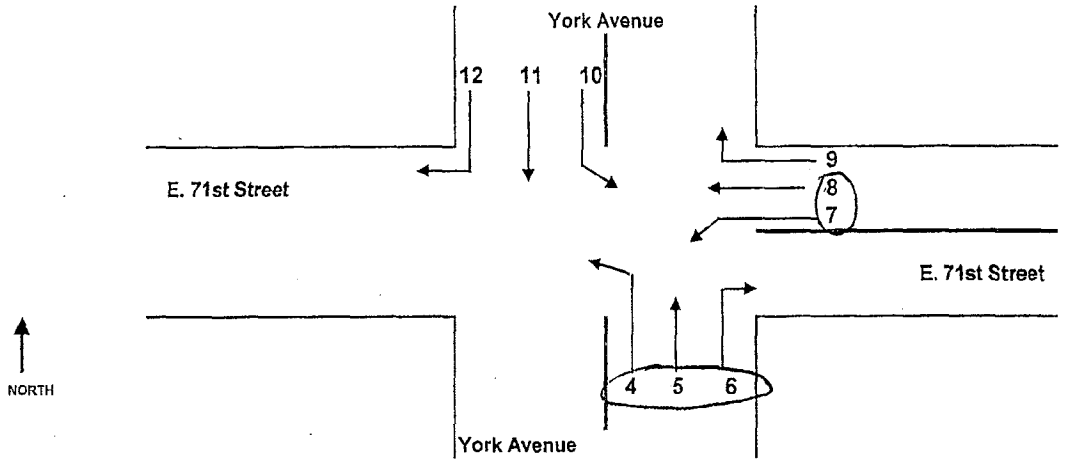

INT# 6.

INTERSECTION: YORK AVENUE @ 71ST STREET

Surveyor's Name: Yury Zabalonkau				COUNTER #		DRIVER	YES / NO
PEAK 04:30PM - 06:30PM			MOVEMENT NUMBER			Date: March 27, 2007	
TIME	VEHICLE TYPE	4	5	6	7	8	
04:30 : 04:45	Auto	10	157	1	29	41	
	Heavy Vehicle	—	5	—	—	1	
04:45 : 05:00	Auto	13	138	—	19	34	
	Heavy Vehicle	—	4	—	1	1	
05:00 : 05:15	Auto	16	143	—	29	39	
	Heavy Vehicle	—	4	—	3	—	
05:15 : 05:30	Auto	11	145	—	31	37	
	Heavy Vehicle	—	5	—	—	2	
05:30 : 05:45	Auto	13	163	1	45	57	
	Heavy Vehicle	—	2	—	2	2	
05:45 : 06:00	Auto	13	137	—	36	51	
	Heavy Vehicle	—	5	—	3	2	
06:00 : 06:15	Auto	11	123	—	38	65	
	Heavy Vehicle	—	3	—	1	—	
06:15 : 06:30	Auto	10	149	—	39	49	
	Heavy Vehicle	—	6	—	—	1	

TRIP CONSULTANTS CORP.

Traffic Recording & Information Processing

2 SURVEYORS

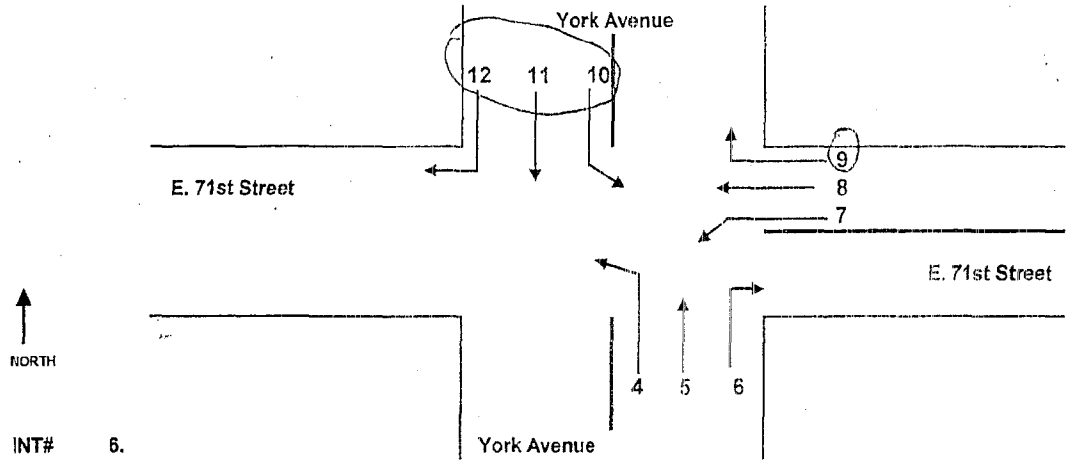

INT# 6.

INTERSECTION: YORK AVENUE @ 71ST STREET

Surveyor's Name: Alexandre Kononenko		COUNTER #				DRIVER	YES / NO
PEAK 07:00AM - 09:00AM		MOVEMENT NUMBER				Date: March 2	2007
TIME	VEHICLE TYPE	9	10	11	12		
07:00 : 07:15	Auto	51	1	91	10		
	Heavy Vehicle	–	1	12	3		
07:15 : 07:30	Auto	48	–	86	8		
	Heavy Vehicle	1	–	8	7		
07:30 : 07:45	Auto	36	1	78	9		
	Heavy Vehicle	1	–	15	6		
07:45 : 08:00	Auto	44	–	76	6		
	Heavy Vehicle	–	–	1	5		
08:00 : 08:15	Auto	41	–	126	11		
	Heavy Vehicle	–	1	18	2		
08:15 : 08:30	Auto	24	–	133	7		
	Heavy Vehicle	–	1	9	2		
08:30 : 08:45	Auto	29	–	123	21		
	Heavy Vehicle	–	1	11	7		
08:45 : 09:00	Auto	34	–	96	16		
	Heavy Vehicle	–	–	8	5		

TRIP CONSULTANTS CORP.

Traffic Recording & Information Processing

2 SURVEYORS

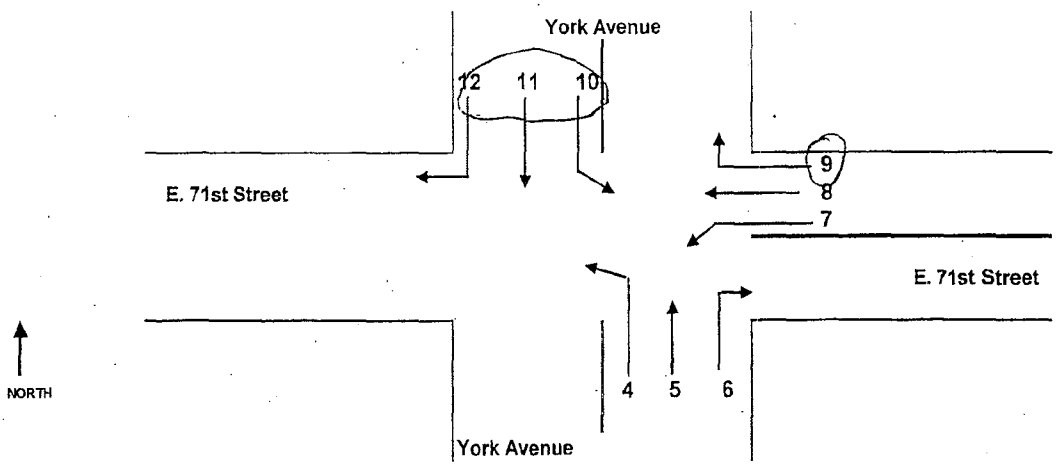

INT# 6.

INTERSECTION: YORK AVENUE @ 71ST STREET

Surveyor's Name: Alexandre Kononenko				COUNTER #		DRIVER	YES / NO
PEAK 12:00PM - 02:00PM			MOVEMENT NUMBER			Date March 28	2007
TIME	VEHICLE TYPE	9	10	11	12		
12:00 : 12:15	Auto	36	—	105	16		
	Heavy Vehicle	—	1	13	3		
12:15 : 12:30	Auto	34	—	116	20		
	Heavy Vehicle	—	—	9	1		
12:30 : 12:45	Auto	35	—	113	17		
	Heavy Vehicle	2	—	8	4		
12:45 : 01:00	Auto	36	—	124	14		
	Heavy Vehicle	—	—	11	2		
01:00 : 01:15	Auto	32	—	118	16		
	Heavy Vehicle	—	—	9	4		
01:15 : 01:30	Auto	33	—	116	18		
	Heavy Vehicle	—	—	13	4		
01:30 : 01:45	Auto	39	—	110	12		
	Heavy Vehicle	1	—	10	2		
01:45 : 02:00	Auto	36	—	115	10		
	Heavy Vehicle	1	—	9	2		

TRIP CONSULTANTS CORP.

Traffic Recording & Information Processing

2 SURVEYORS

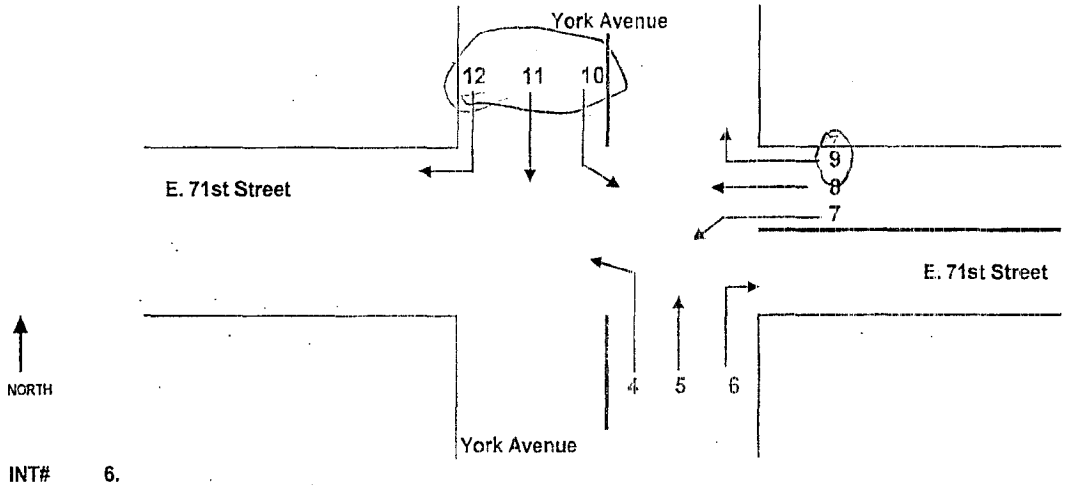

INT# 6.

INTERSECTION: YORK AVENUE @ 71ST STREET

Surveyor's Name: Alexandre KONONENKO | COUNTER # | DRIVER | YES / NO

PEAK 04:30PM 06:30PM | MOVEMENT NUMBER | Date: March 28, 2007

TIME	VEHICLE TYPE	9	10	11	12		
04:30 : 04:45	Auto	38	-	131	19		
	Heavy Vehicle	-	-	8	4		
04:45 : 05:00	Auto	31	-	140	11		
	Heavy Vehicle	1	-	9	2		
05:00 : 05:15	Auto	27	-	134	12		
	Heavy Vehicle	-	-	6	4		
05:15 : 05:30	Auto	26	-	146	14		
	Heavy Vehicle	-	-	6	3		
05:30 : 05:45	Auto	34	-	151	16		
	Heavy Vehicle	3	-	8	3		
05:45 : 06:00	Auto	23	-	139	12		
	Heavy Vehicle	-	-	9	4		
06:00 : 06:15	Auto	28	-	142	9		
	Heavy Vehicle	1	-	5	2		
06:15 : 06:30	Auto	21	-	144	11		
	Heavy Vehicle	-	-	4	2		

TRIP CONSULTANTS CORP.

Traffic Recording & Information Processing

2 SURVEYORS

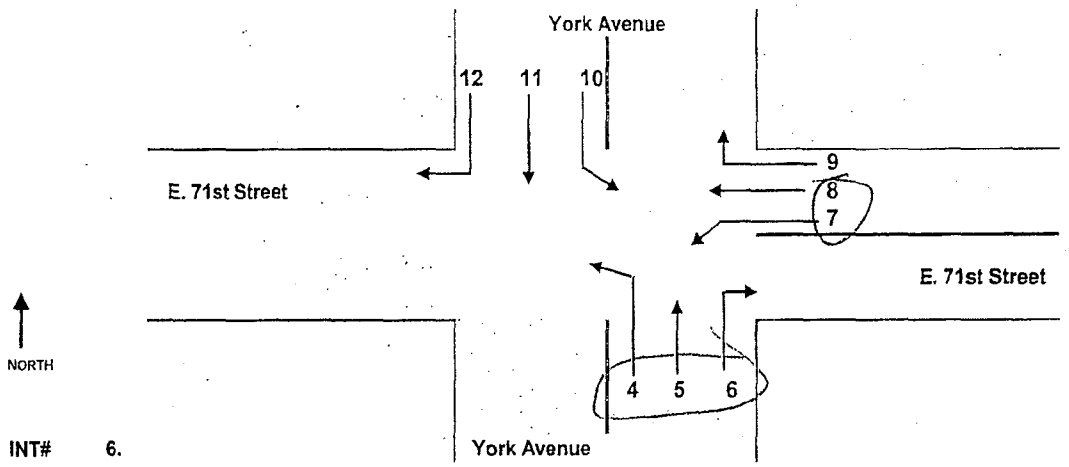

INTERSECTION: YORK AVENUE @ 71ST STREET

Surveyor's Name: Yury Zabalonkau COUNTER # DRIVER YES / NO

PEAK 07:00AM - 09:00AM MOVEMENT NUMBER Date: March 29, 2007

TIME	VEHICLE TYPE	4	5	6	7	8	
07:00 : 07:15	Auto	22	171	1	59	49	
	Heavy Vehicle	—	9	—	2	2	
07:15 : 07:30	Auto	24	142	—	45	51	
	Heavy Vehicle	1	2	—	1	3	
07:30 : 07:45	Auto	25	192	1	43	34	
	Heavy Vehicle	1	9	—	2	3	
07:45 : 08:00	Auto	11	177	—	52	44	
	Heavy Vehicle	—	6	—	1	1	
08:00 : 08:15	Auto	14	204	—	42	33	
	Heavy Vehicle	1	9	—	2	2	
08:15 : 08:30	Auto	15	201	—	31	25	
	Heavy Vehicle	1	6	—	3	2	
08:30 : 08:45	Auto	7	206	—	22	19	
	Heavy Vehicle	2	5	1	1	—	
08:45 : 09:00	Auto	8	182	1	36	25	
	Heavy Vehicle	—	6	1	2	2	

TRIP CONSULTANTS CORP.

Traffic Recording & Information Processing

2 SURVEYORS

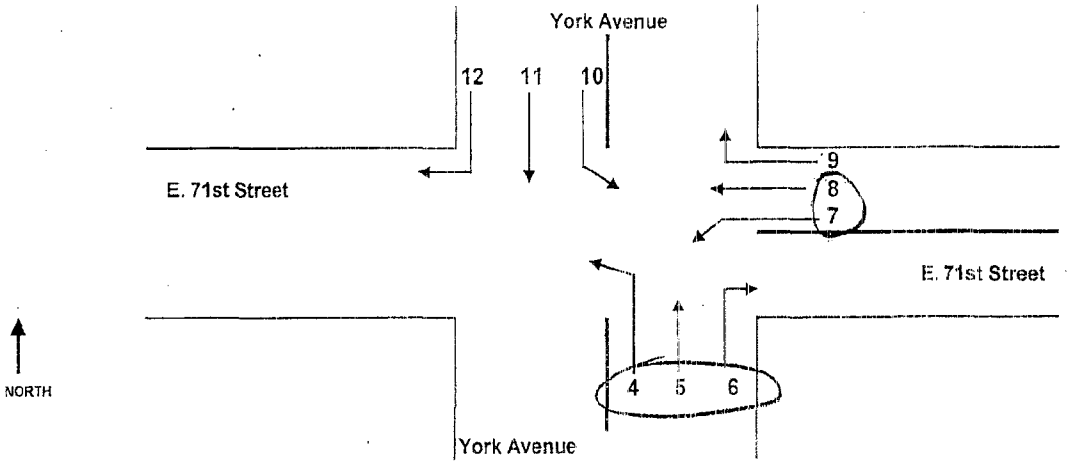

INT# 6.

INTERSECTION: YORK AVENUE @ 71ST STREET

Surveyor's Name: Yury Zabalonkau		COUNTER #			DRIVER	YES / NO
PEAK 12:00PM-02:00PM		MOVEMENT NUMBER			Date: March 29, 2007	
TIME	VEHICLE TYPE	4	5	6	7	8
12:00 : 12:15	Auto	11	132	—	57	41
	Heavy Vehicle	3	6	—	3	1
12:15 : 12:30	Auto	13	161	—	38	33
	Heavy Vehicle	1	5	1	3	2
12:30 : 12:45	Auto	13	158	—	45	41
	Heavy Vehicle	—	8	—	6	1
12:45 : 01:00	Auto	14	154	—	52	41
	Heavy Vehicle	—	4	1	2	2
01:00 : 01:15	Auto	8	151	—	45	52
	Heavy Vehicle	2	7	—	4	1
01:15 : 01:30	Auto	7	155	—	41	51
	Heavy Vehicle	—	6	2	7	4
01:30 : 01:45	Auto	10	162	—	44	49
	Heavy Vehicle	1	8	—	4	3
01:45 : 02:00	Auto	9	136	—	46	43
	Heavy Vehicle	1	4	—	4	2

TRIP CONSULTANTS CORP.

Traffic Recording & Information Processing

2 SURVEYORS

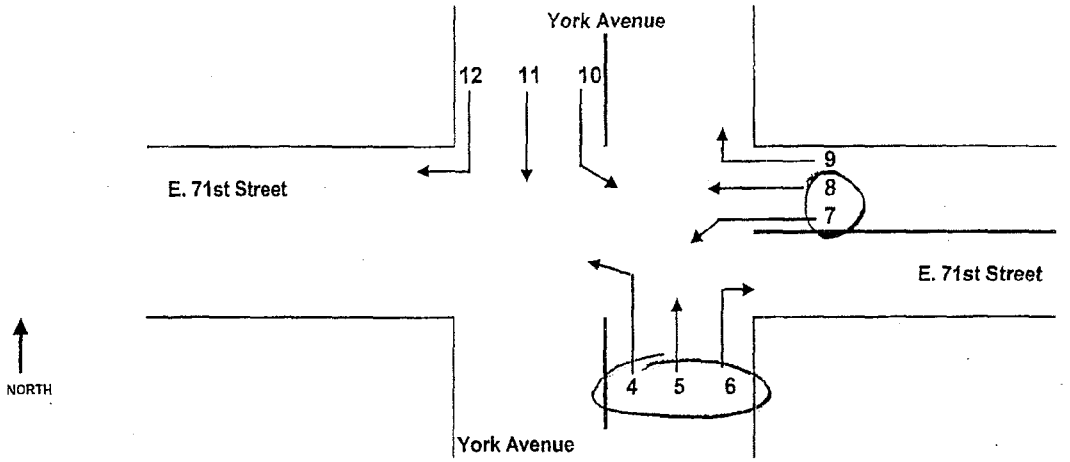

INT# 6.

INTERSECTION: YORK AVENUE @ 71ST STREET

Surveyor's Name: Yury Zabolonkaa				COUNTER #		DRIVER	YES / NO
PEAK 04:30PM - 06:30PM			MOVEMENT NUMBER			Date: March 27, 2007	
TIME	VEHICLE TYPE	4	5	6	7	8	
04:30 : 04:45	Auto	11	135	—	32	38	
	Heavy Vehicle	—	5	—	3	1	
04:45 : 05:00	Auto	9	148	—	44	52	
	Heavy Vehicle	—	3	—	3	1	
05:00 : 05:15	Auto	13	146	—	48	58	
	Heavy Vehicle	—	4	1	1	—	
05:15 : 05:30	Auto	7	121	—	38	55	
	Heavy Vehicle	—	3	—	2	—	
05:30 : 05:45	Auto	11	146	—	35	63	
	Heavy Vehicle	1	4	—	—	1	
05:45 : 06:00	Auto	10	131	—	35	68	
	Heavy Vehicle	—	2	—	—	—	
06:00 : 06:15	Auto	15	122	—	47	62	
	Heavy Vehicle	—	7	—	—	—	
06:15 : 06:30	Auto	9	133	1	40	72	
	Heavy Vehicle	2	7	—	1	2	

TRIP CONSULTANTS CORP.

Traffic Recording & Information Processing

2 SURVEYORS

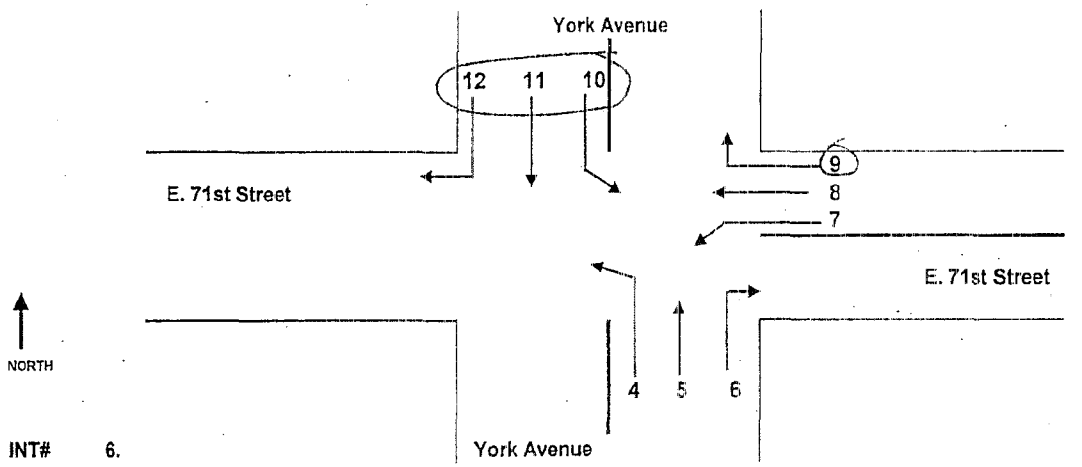

INTERSECTION: YORK AVENUE @ 71ST STREET

Surveyor's Name: Vyacheslav Palish				COUNTER #		DRIVER	YES / NO
PEAK 07:00AM - 09:00AM				MOVEMENT NUMBER		Date: March 21, 2007	
TIME	VEHICLE TYPE	9	10	11	12		
07:00 : 07:15	Auto	44	—	58	9		
	Heavy Vehicle	—	—	9	—		
07:15 : 07:30	Auto	41	—	73	13		
	Heavy Vehicle	—	—	12	2		
07:30 : 07:45	Auto	33	1	92	17		
	Heavy Vehicle	1	—	17	3		
07:45 : 08:00	Auto	34	—	86	17		
	Heavy Vehicle	1	1	12	5		
08:00 : 08:15	Auto	35	—	63	10		
	Heavy Vehicle	2	—	18	7		
08:15 : 08:30	Auto	17	—	114	15		
	Heavy Vehicle	3	1	12	5		
08:30 : 08:45	Auto	9	—	138	15		
	Heavy Vehicle	—	—	13	6		
08:45 : 09:00	Auto	11	—	132	13		
	Heavy Vehicle	2	1	9	5		

TRIP CONSULTANTS CORP.

Traffic Recording & Information Processing

2 SURVEYORS

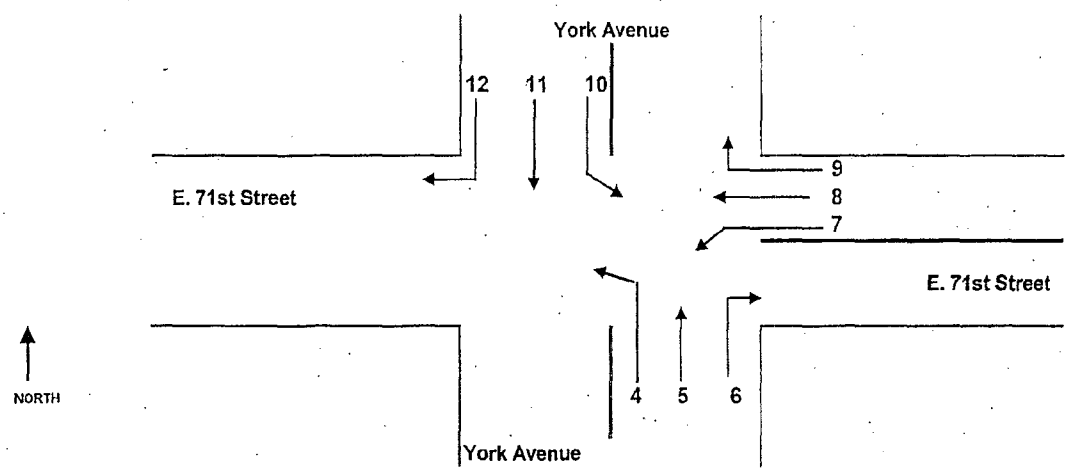

INT# 6.

INTERSECTION: YORK AVENUE @ 71ST STREET

Surveyor's Name: Vyacheslav Palash				COUNTER #		DRIVER	YES / NO
PEAK 12:00PM-02:00PM				MOVEMENT NUMBER		Date: March 29 2007	
TIME	VEHICLE TYPE	9	10	11	12		
12:00 : 12:15	Auto	39	—	119	11		
	Heavy Vehicle	1	—	9	2		
12:15 : 12:30	Auto	45	—	112	10		
	Heavy Vehicle	—	1	7	2		
12:30 : 12:45	Auto	42	—	133	16		
	Heavy Vehicle	2	1	17	3		
12:45 : 01:00	Auto	34	—	111	17		
	Heavy Vehicle	3	—	10	6		
01:00 : 01:15	Auto	37	—	99	10		
	Heavy Vehicle	1	—	9	16		
01:15 : 01:30	Auto	35	—	74	17		
	Heavy Vehicle	3	—	19	3		
01:30 : 01:45	Auto	42	—	127	14		
	Heavy Vehicle	3	1	7	7		
01:45 : 02:00	Auto	43	—	99	18		
	Heavy Vehicle	3	—	17	3		

TRIP CONSULTANTS CORP.

Traffic Recording & Information Processing

2 SURVEYORS

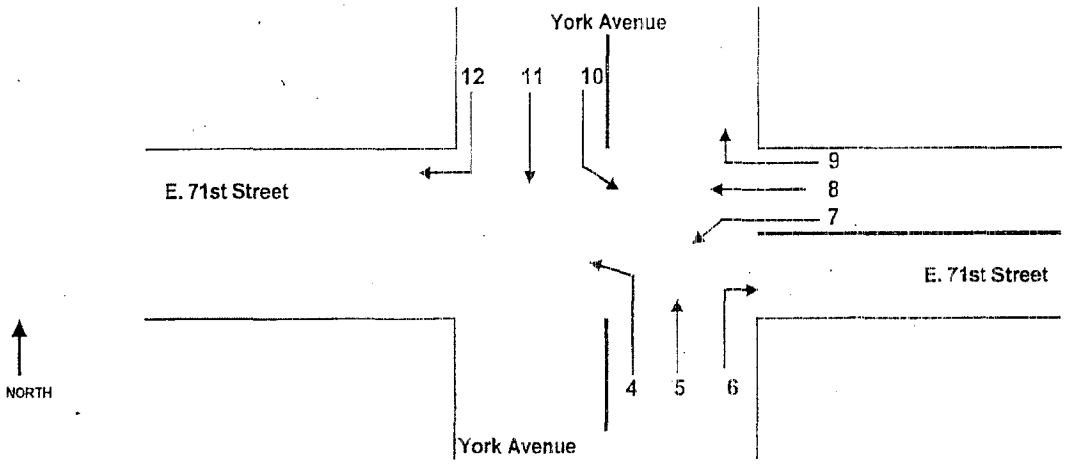

INT# 6.

INTERSECTION: YORK AVENUE @ 71ST STREET

Surveyor's Name: Vyacheslav Patish				COUNTER #		DRIVER	YES / NO
PEAK 04:30PM - 06:30PM				MOVEMENT NUMBER		Date: March 29, 2007	
TIME	VEHICLE TYPE	9	10	11	12		
04:30 : 04:45	Auto	38	—	119	15		
	Heavy Vehicle	—	—	12	5		
04:45 : 05:00	Auto	25	—	127	16		
	Heavy Vehicle	2	—	5	4		
05:00 : 05:15	Auto	31	1	140	13		
	Heavy Vehicle	—	1	9	6		
05:15 : 05:30	Auto	24	—	115	14		
	Heavy Vehicle	—	—	7	3		
05:30 : 05:45	Auto	22	—	156	9		
	Heavy Vehicle	—	—	10	5		
05:45 : 06:00	Auto	35	—	139	16		
	Heavy Vehicle	2	—	7	1		
06:00 : 06:15	Auto	40	—	137	14		
	Heavy Vehicle	1	+	11	3		
06:15 : 06:30	Auto	36	—	139	14		
	Heavy Vehicle	—	—	5	2		

TRIP CONSULTANTS CORP.

Traffic Recording & Information Processing

2 SURVEYORS

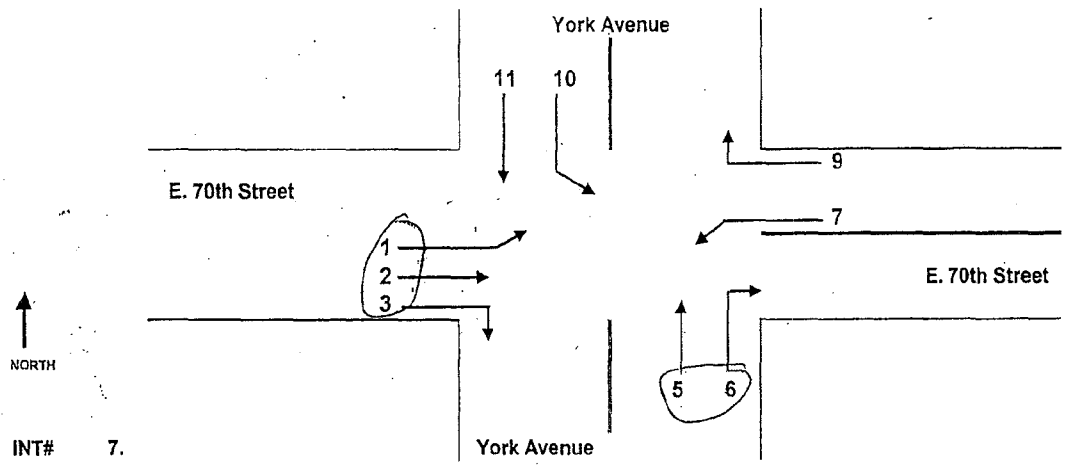

INTERSECTION: YORK AVENUE @ 70TH STREET

Surveyor's Name: Mikhail Demishev		COUNTER #				DRIVER	YES / NO
PEAK 07:00AM - 09:00AM		MOVEMENT NUMBER				Date: March 24 2007	
TIME	VEHICLE TYPE	1	2	3	5	6	
07:00 : 07:15	Auto	18	8	44	173	15	
	Heavy Vehicle	—	2	5	5	—	
07:15 : 07:30	Auto	13	14	61	154	13	
	Heavy Vehicle	2	2	1	4	—	
07:30 : 07:45	Auto	19	16	44	189	22	
	Heavy Vehicle	4	3	2	8	—	
07:45 : 08:00	Auto	34	18	55	158	17	
	Heavy Vehicle	3	4	3	7	—	
08:00 : 08:15	Auto	31	15	61	168	13	
	Heavy Vehicle	—	3	1	2	—	
08:15 : 08:30	Auto	40	14	53	204	10	
	Heavy Vehicle	6	1	1	6	—	
08:30 : 08:45	Auto	35	11	41	159	20	
	Heavy Vehicle	1	1	5	7	—	
08:45 : 09:00	Auto	33	19	43	167	17	
	Heavy Vehicle	2	3	4	4	2	

TRIP CONSULTANTS CORP.

Traffic Recording & Information Processing

2 SURVEYORS

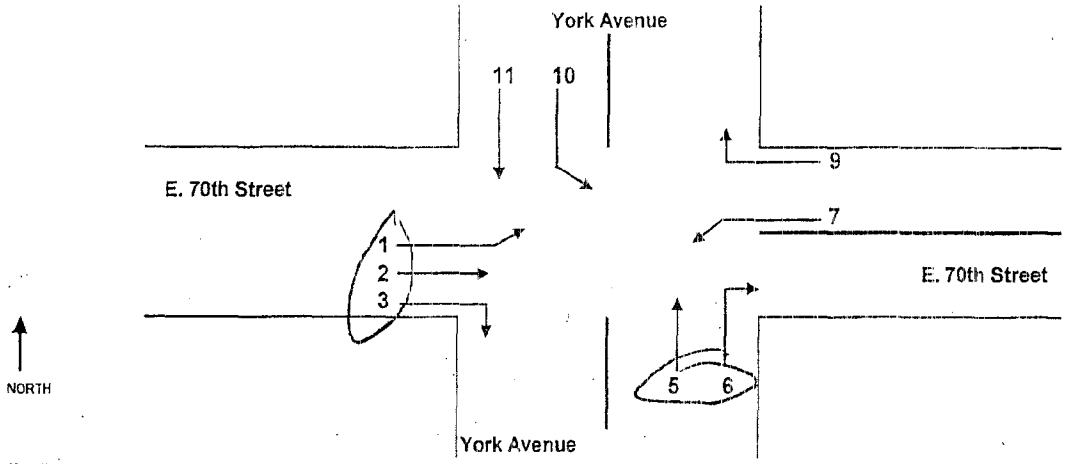

INT# 7.

INTERSECTION: YORK AVENUE @ 70TH STREET

Surveyor's Name: Mikhail Remishev		COUNTER #				DRIVER	YES / NO
PEAK 12:00PM - 02:00PM		MOVEMENT NUMBER				Date: March 27 2007	
TIME	VEHICLE TYPE	1	2	3	5	6	
12:00 : 12:15	Auto	39	15	26	161	22	
	Heavy Vehicle	3	4	5	7	2	
12:15 : 12:30	Auto	31	12	31	146	18	
	Heavy Vehicle	2	2	5	9	2	
12:30 : 12:45	Auto	23	13	28	117	12	
	Heavy Vehicle	3	1	3	4	2	
12:45 : 01:00	Auto	32	16	28	130	13	
	Heavy Vehicle	—	1	3	5	1	
01:00 : 01:15	Auto	30	13	34	126	17	
	Heavy Vehicle	1	3	1	6	4	
01:15 : 01:30	Auto	25	14	38	178	13	
	Heavy Vehicle	3	5	2	7	—	
01:30 : 01:45	Auto	23	16	27	164	13	
	Heavy Vehicle	2	2	1	8	—	
01:45 : 02:00	Auto	33	12	36	149	6	
	Heavy Vehicle	—	2	1	6	1	

TRIP CONSULTANTS CORP.

Traffic Recording & Information Processing

2 SURVEYORS

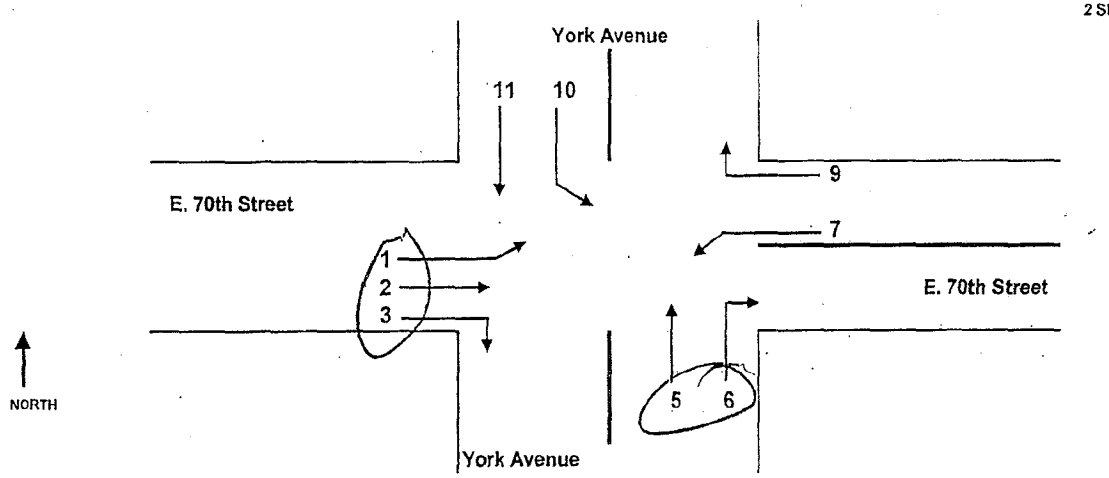

INT# 7.

INTERSECTION: YORK AVENUE @ 70TH STREET

Surveyor's Name: Mikhail Denushev				COUNTER #		DRIVER	YES / NO
PEAK 04:30PM - 06:30PM		MOVEMENT NUMBER				Date March 1st 2007	
TIME	VEHICLE TYPE	1	2	3	5	6	
04:30 : 04:45	Auto	31	15	37	132	5	
	Heavy Vehicle	2	2	—	2	—	
04:45 : 05:00	Auto	13	6	38	181	6	
	Heavy Vehicle	1	—	—	3	—	
05:00 : 05:15	Auto	26	6	41	126	8	
	Heavy Vehicle	—	—	2	4	—	
05:15 : 05:30	Auto	31	7	27	143	5	
	Heavy Vehicle	—	1	—	2	—	
05:30 : 05:45	Auto	34	12	42	161	5	
	Heavy Vehicle	—	—	—	4	—	
05:45 : 06:00	Auto	29	6	37	187	7	
	Heavy Vehicle	—	—	—	5	—	
06:00 : 06:15	Auto	30	6	36	162	2	
	Heavy Vehicle	—	—	1	2	—	
06:15 : 06:30	Auto	27	6	30	159	2	
	Heavy Vehicle	—	1	—	5	—	

TRIP CONSULTANTS CORP.

Traffic Recording & Information Processing

2 SURVEYORS

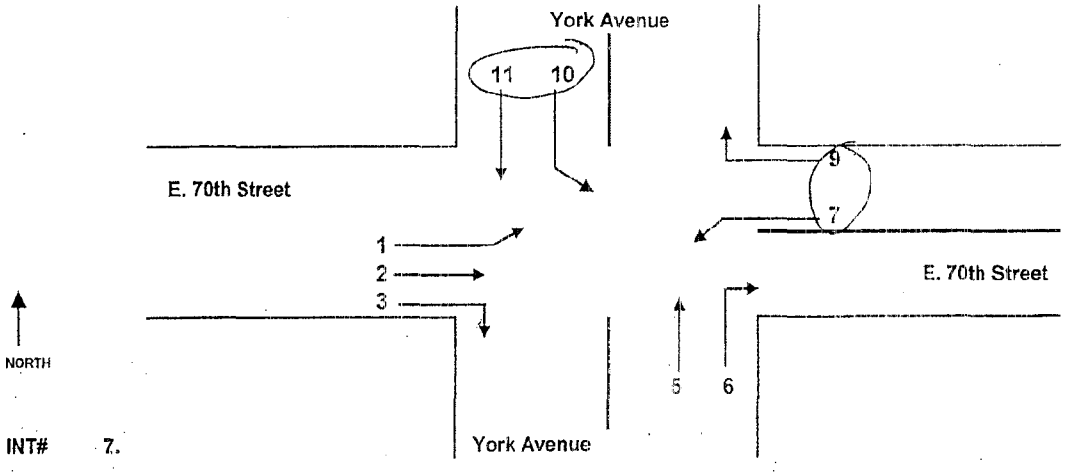

INTERSECTION: YORK AVENUE @ 70TH STREET

Surveyor's Name: Boris Shiman		COUNTER #				DRIVER	YES / NO
PEAK 07:00AM - 09:00AM		MOVEMENT NUMBER				Date/Match 27	2007
TIME	VEHICLE TYPE	7	9	10	11		
07:00 : 07:15	Auto	2	1	20	137		
	Heavy Vehicle	—	—	1	11		
07:15 : 07:30	Auto	2	2	16	129		
	Heavy Vehicle	—	—	1	15		
07:30 : 07:45	Auto	1	—	16	132		
	Heavy Vehicle	—	—	1	14		
07:45 : 08:00	Auto	—	—	16	150		
	Heavy Vehicle	—	2	1	11		
08:00 : 08:15	Auto	4	2	17	156		
	Heavy Vehicle	—	—	1	23		
08:15 : 08:30	Auto	4	2	10	142		
	Heavy Vehicle	—	—	2	21		
08:30 : 08:45	Auto	3	1	15	113		
	Heavy Vehicle	—	—	—	16		
08:45 : 09:00	Auto	1	2	11	150		
	Heavy Vehicle	—	—	2	16		

TRIP CONSULTANTS CORP.

Traffic Recording & Information Processing

2 SURVEYORS

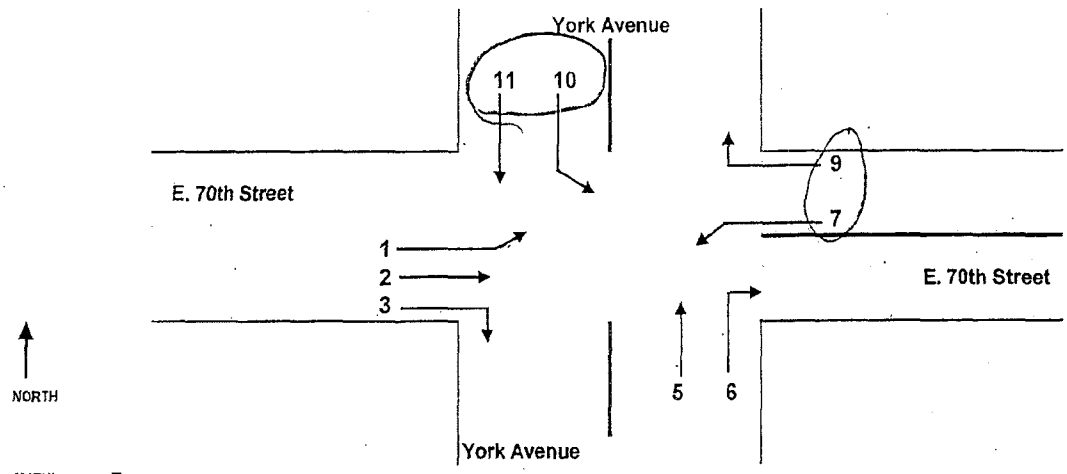

INT# 7.

INTERSECTION: YORK AVENUE @ 70TH STREET

Surveyor's Name: Boris Shifman				COUNTER #		DRIVER	YES / NO
PEAK 12:00PM - 02:00PM				MOVEMENT NUMBER		Date: March 27, 2007	
TIME	VEHICLE TYPE	7	9	10	11		
12:00 : 12:15	Auto	1	1	15	176		
	Heavy Vehicle	—	—	3	13		
12:15 : 12:30	Auto	—	—	13	145		
	Heavy Vehicle	—	—	3	17		
12:30 : 12:45	Auto	—	—	15	150		
	Heavy Vehicle	—	—	4	8		
12:45 : 01:00	Auto	1	—	18	144		
	Heavy Vehicle	—	—	1	8		
01:00 : 01:15	Auto	2	1	13	139		
	Heavy Vehicle	1	—	1	11		
01:15 : 01:30	Auto	1	—	19	105		
	Heavy Vehicle	—	—	1	16		
01:30 : 01:45	Auto	1	2	20	163		
	Heavy Vehicle	—	—	—	10		
01:45 : 02:00	Auto	—	2	10	156		
	Heavy Vehicle	—	1	1	8		

TRIP CONSULTANTS CORP.

Traffic Recording & Information Processing

2 SURVEYORS

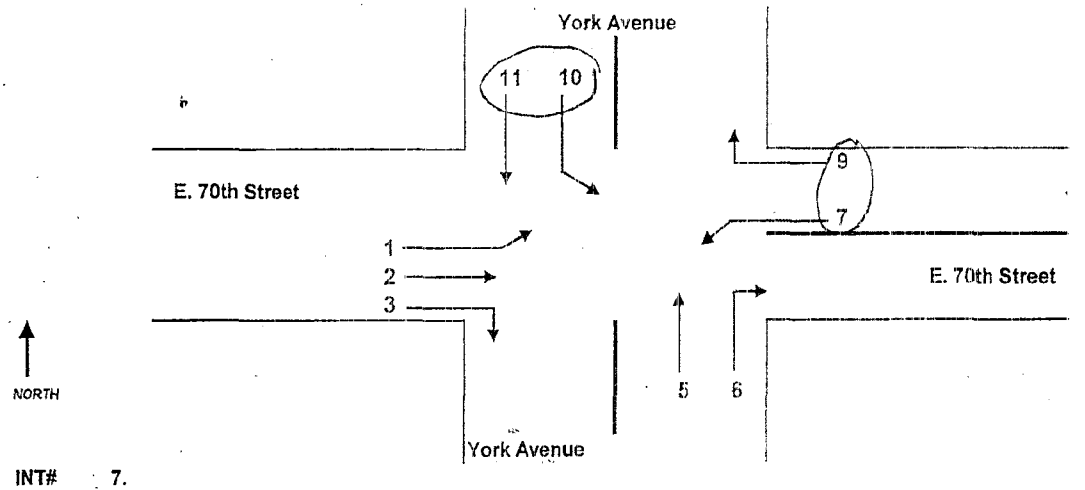

INT# 7.

INTERSECTION: YORK AVENUE @ 70TH STREET

Surveyor's Name: Boris Shifman				COUNTER #		DRIVER	YES / NO
PEAK 04:30PM - 06:30PM			MOVEMENT NUMBER			Date: March 27, 2007	
TIME	VEHICLE TYPE	7	9	10	11		
04:30 : 04:45	Auto	6	6	11	172		
	Heavy Vehicle	—	—	1	8		
04:45 : 05:00	Auto	6	5	12	157		
	Heavy Vehicle	—	—	—	10		
05:00 : 05:15	Auto	4	2	9	125		
	Heavy Vehicle	—	—	1	5		
05:15 : 05:30	Auto	4	8	7	140		
	Heavy Vehicle	1	—	1	9		
05:30 : 05:45	Auto	3	8	6	185		
	Heavy Vehicle	—	—	—	3		
05:45 : 06:00	Auto	1	1	5	178		
	Heavy Vehicle	—	—	—	5		
06:00 : 06:15	Auto	3	1	6	169		
	Heavy Vehicle	—	—	—	8		
06:15 : 06:30	Auto	1	2	3	159		
	Heavy Vehicle	—	—	1	6		

TRIP CONSULTANTS CORP.

Traffic Recording & Information Processing

2 SURVEYORS

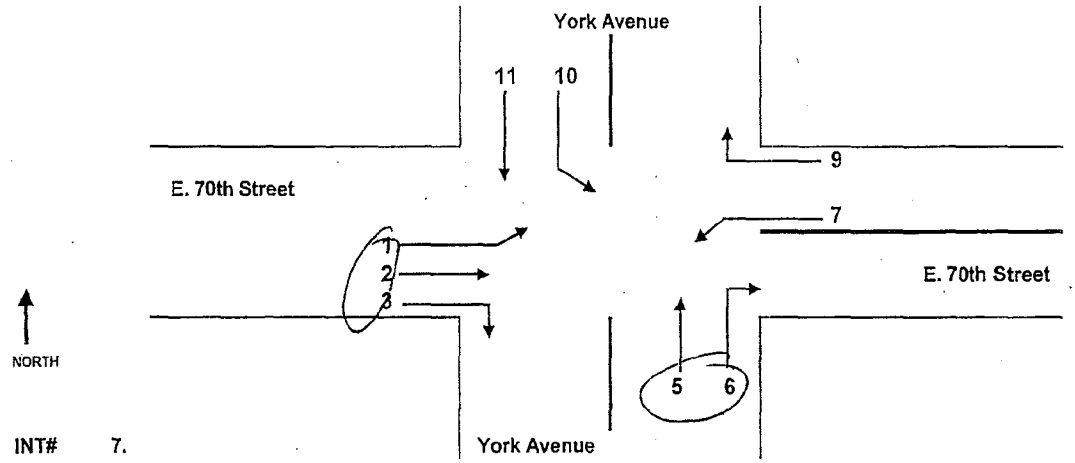

INTERSECTION: YORK AVENUE @ 70TH STREET

Surveyor's Name: Mikhail Demishev		COUNTER #				DRIVER	YES / NO
PEAK 07:00AM 09:00AM		MOVEMENT NUMBER				Date: March 28 2007	
TIMES	VEHICLE TYPE	1	2	3	5	6	
07:00 : 07:15	Auto	32	19	46	162	23	
	Heavy Vehicle	1	—	2	3	—	
07:15 : 07:30	Auto	31	16	41	189	19	
	Heavy Vehicle	2	2	2	9	1	
07:30 : 07:45	Auto	46	18	40	162	13	
	Heavy Vehicle	1	2	2	5	—	
07:45 : 08:00	Auto	46	15	55	234	17	
	Heavy Vehicle	1	1	2	3	—	
08:00 : 08:15	Auto	46	18	71	201	22	
	Heavy Vehicle	1	—	2	10	2	
08:15 : 08:30	Auto	32	24	45	189	18	
	Heavy Vehicle	1	3	1	6	1	
08:30 : 08:45	Auto	33	22	52	201	21	
	Heavy Vehicle	3	2	4	7	—	
08:45 : 09:00	Auto	36	19	38	188	17	
	Heavy Vehicle	1	—	5	8	1	

TRIP CONSULTANTS CORP.

Traffic Recording & Information Processing

2 SURVEYORS

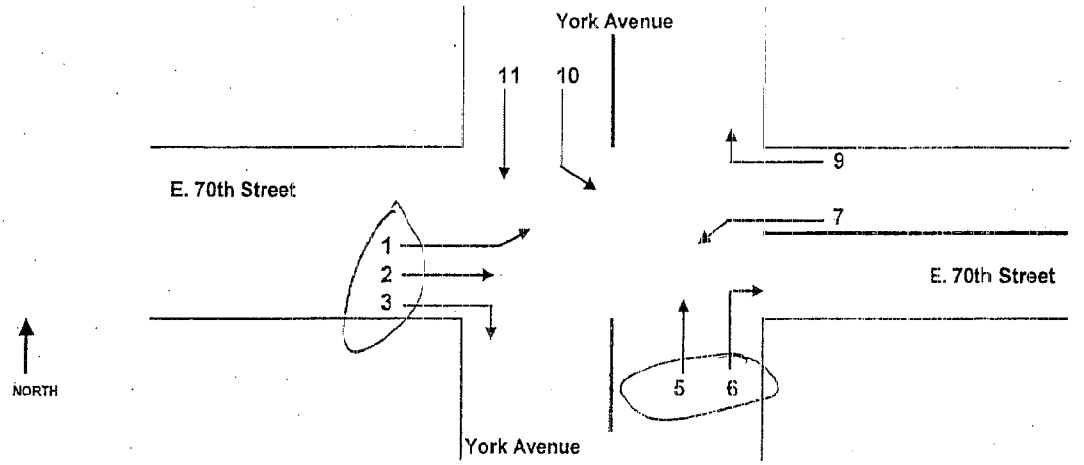

INT# 7.

INTERSECTION: YORK AVENUE @ 70TH STREET

Surveyor's Name: Mikhail Demishev				COUNTER #		DRIVER	YES / NO
PEAK 12:00PM - 02:00PM		MOVEMENT NUMBER				Date: March 28 2007	
TIMES	VEHICLE TYPE	1	2	3	5	6	
12:00 : 12:15	Auto	25	19	48	176	18	
	Heavy Vehicle	—	1	3	6	3	
12:15 : 12:30	Auto	16	10	21	168	9	
	Heavy Vehicle	—	3	—	7	2	
12:30 : 12:45	Auto	20	17	32	151	16	
	Heavy Vehicle	6	1	4	11	2	
12:45 : 01:00	Auto	19	12	34	154	22	
	Heavy Vehicle	2	2	1	5	2	
01:00 : 01:15	Auto	31	8	47	152	13	
	Heavy Vehicle	2	1	—	7	2	
01:15 : 01:30	Auto	22	7	39	149	15	
	Heavy Vehicle	1	3	3	5	—	
01:30 : 01:45	Auto	25	14	45	129	8	
	Heavy Vehicle	1	4	1	7	3	
01:45 : 02:00	Auto	21	15	34	144	15	
	Heavy Vehicle	3	3	2	3	—	

TRIP CONSULTANTS CORP.

Traffic Recording & Information Processing

2 SURVEYORS

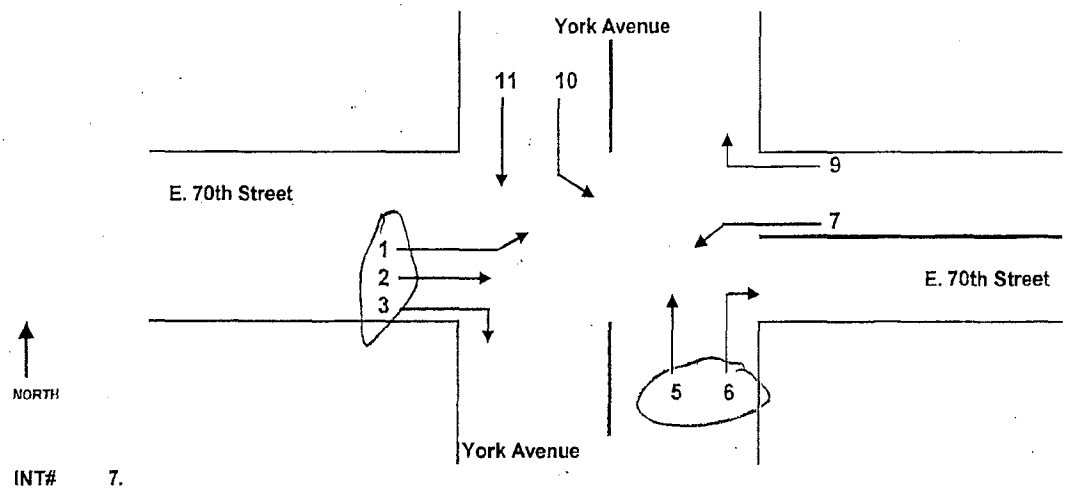

INT# 7.

INTERSECTION: YORK AVENUE @ 70TH STREET

Surveyor's Name: Mikhail Demishev		COUNTER #				DRIVER	YES / NO
PEAK 04:30PM - 06:30PM		MOVEMENT NUMBER				Date: March 28 2007	
TIME	VEHICLE TYPE	1	2	3	5	6	
04:30 : 04:45	Auto	23	7	46	123	5	
	Heavy Vehicle	–	–	2	5	1	
04:45 : 05:00	Auto	31	11	47	137	4	
	Heavy Vehicle	–	1	1	3	–	
05:00 : 05:15	Auto	32	14	36	125	9	
	Heavy Vehicle	–	2	–	5	–	
05:15 : 05:30	Auto	40	7	50	118	7	
	Heavy Vehicle	1	2	–	4	2	
05:30 : 05:45	Auto	47	10	43	112	2	
	Heavy Vehicle	–	–	1	2	–	
05:45 : 06:00	Auto	35	9	28	129	3	
	Heavy Vehicle	–	2	1	4	–	
06:00 : 06:15	Auto	27	6	44	104	1	
	Heavy Vehicle	–	1	–	3	–	
06:15 : 06:30	Auto	25	6	45	127	3	
	Heavy Vehicle	–	1	–	6	–	

TRIP CONSULTANTS CORP.

Traffic Recording & Information Processing

2 SURVEYORS

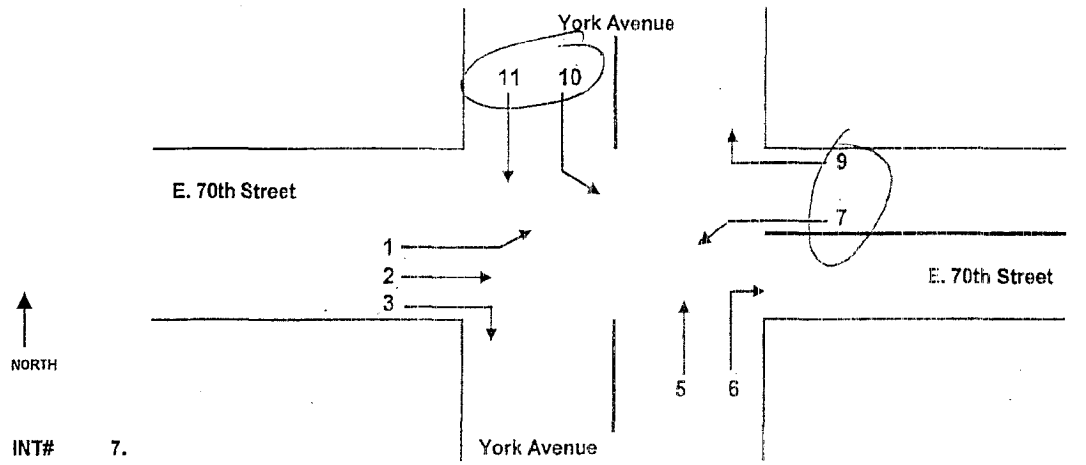

INT# 7.

INTERSECTION: YORK AVENUE @ 70TH STREET

Surveyor's Name: BORIS SHIFMAN		COUNTER #				DRIVER	YES / NO
PEAK 07:00AM - 09:00AM		MOVEMENT NUMBER				Date: March 28, 2007	
TIMES	VEHICLE TYPE	(7)	(9)	(10)	(11)		
07:00 : 07:15	Auto	4	3	18	150		
	Heavy Vehicle	1	—	—	11		
07:15 : 07:30	Auto	—	—	12	117		
	Heavy Vehicle	—	—	—	7		
07:30 : 07:45	Auto	1	—	22	138		
	Heavy Vehicle	—	—	3	13		
07:45 : 08:00	Auto	1	3	19	137		
	Heavy Vehicle	—	—	—	10		
08:00 : 08:15	Auto	6	2	6	135		
	Heavy Vehicle	1	1	—	20		
08:15 : 08:30	Auto	1	2	14	161		
	Heavy Vehicle	2	0	1	14		
08:30 : 08:45	Auto	1	1	17	106		
	Heavy Vehicle	—	—	—	11		
08:45 : 09:00	Auto	1	—	21	136		
	Heavy Vehicle	—	—	—	8		

TRIP CONSULTANTS CORP.

Traffic Recording & Information Processing

2 SURVEYORS

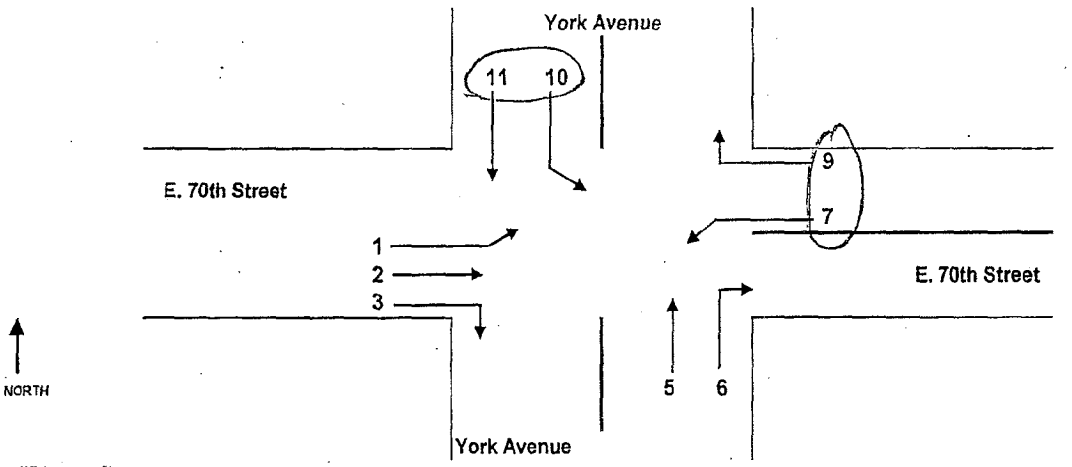

INT# 7.

INTERSECTION: YORK AVENUE @ 70TH STREET

Surveyor's Name: BORIS SHIFMAN | COUNTER # | DRIVER | YES / NO

PEAK 12:00PM - 02:00PM | MOVEMENT NUMBER | Date: March 24, 2007

TIME	VEHICLE TYPE	(7)	(9)	(10)	(11)		
12:00 : 12:15	Auto	2	—	16	130		
	Heavy Vehicle	—	—	2	17		
12:15 : 12:30	Auto	—	—	16	156		
	Heavy Vehicle	—	—	2	6		
12:30 : 12:45	Auto	1	1	16	189		
	Heavy Vehicle	1	1	1	20		
12:45 : 01:00	Auto	2	—	7	140		
	Heavy Vehicle	—	1	3	10		
01:00 : 01:15	Auto	—	2	19	164		
	Heavy Vehicle	—	1	2	19		
01:15 : 01:30	Auto	3	1	14	143		
	Heavy Vehicle	2	—	3	11		
01:30 : 01:45	Auto	5	3	16	154		
	Heavy Vehicle	—	—	2	15		
01:45 : 02:00	Auto	—	—	24	126		
	Heavy Vehicle	—	—	3	11		

TRIP CONSULTANTS CORP.

Traffic Recording & Information Processing

2 SURVEYORS

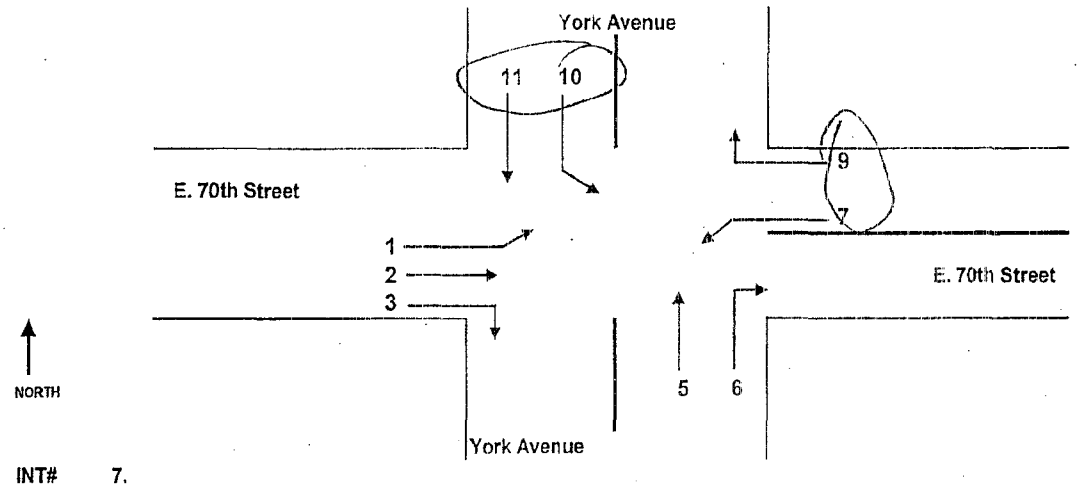

INT# 7.

INTERSECTION: YORK AVENUE @ 70TH STREET

Surveyor's Name: BORIS SHIFMAN				COUNTER #		DRIVER	YES / NO
PEAK 04:30PM - 06:30PM		MOVEMENT NUMBER				Date: March 22, 2007	
TIME	VEHICLE TYPE	(7)	(9)	(10)	(11)		
04:30 : 04:45	Auto	5	3	13	172		
	Heavy Vehicle	—	—	1	7		
04:45 : 05:00	Auto	6	6	5	121		
	Heavy Vehicle	—	1	2	6		
05:00 : 05:15	Auto	5	8	4	187		
	Heavy Vehicle	—	—	—	13		
05:15 : 05:30	Auto	4	3	7	150		
	Heavy Vehicle	—	—	1	4		
05:30 : 05:45	Auto	4	6	4	198		
	Heavy Vehicle	—	—	1	9		
05:45 : 06:00	Auto	1	4	13	179		
	Heavy Vehicle	—	—	1	10		
06:00 : 06:15	Auto	2	1	12	207		
	Heavy Vehicle	—	—	1	4		
06:15 : 06:30	Auto	—	3	5	163		
	Heavy Vehicle	—	—	1	3		

TRIP CONSULTANTS CORP.

Traffic Recording & Information Processing

2 SURVEYORS

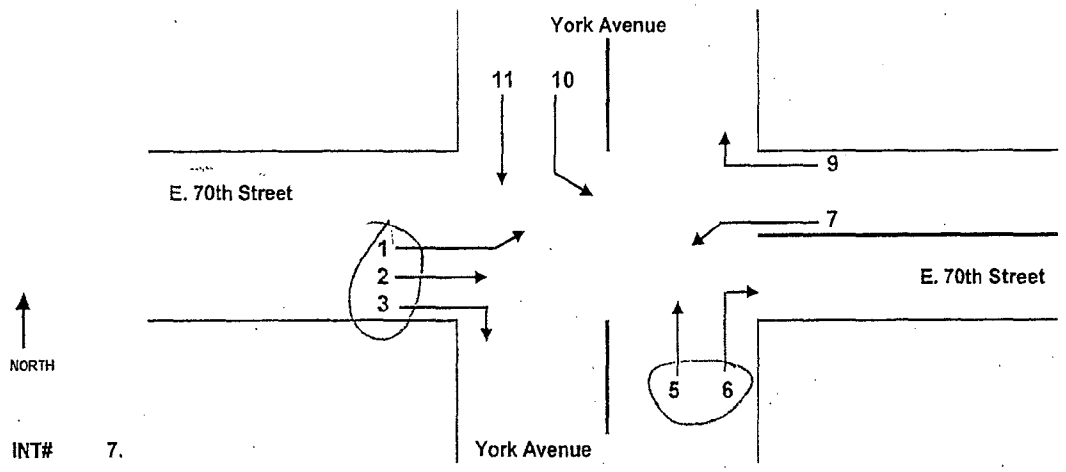

INT# 7.

INTERSECTION: YORK AVENUE @ 70TH STREET

Surveyor's Name: Tatyana Borovets		COUNTER #				DRIVER	YES / NO
PEAK 07:00AM - 09:00AM		MOVEMENT NUMBER				Date: March 27, 2007	
TIME	VEHICLE TYPE	1	2	3	5	6	
07:00 : 07:15	Auto	34	18	33	148	17	
	Heavy Vehicle	3		2	6		
07:15 : 07:30	Auto	28	17	25	144	30	
	Heavy Vehicle		1	1	3	1	
07:30 : 07:45	Auto	39	8	35	170	11	
	Heavy Vehicle	1	1	4	7		
07:45 : 08:00	Auto	60	7	33	164	13	
	Heavy Vehicle	1	1		9	2	
08:00 : 08:15	Auto	79	16	36	183	7	
	Heavy Vehicle	3		1	4		
08:15 : 08:30	Auto	54	9	25	184	10	
	Heavy Vehicle	2	1	3	9		
08:30 : 08:45	Auto	49	9	33	200	15	
	Heavy Vehicle	3	2	2	6		
08:45 : 09:00	Auto	31	10	34	170	11	
	Heavy Vehicle		3	1	8	1	

TRIP CONSULTANTS CORP.

Traffic Recording & Information Processing

2 SURVEYORS

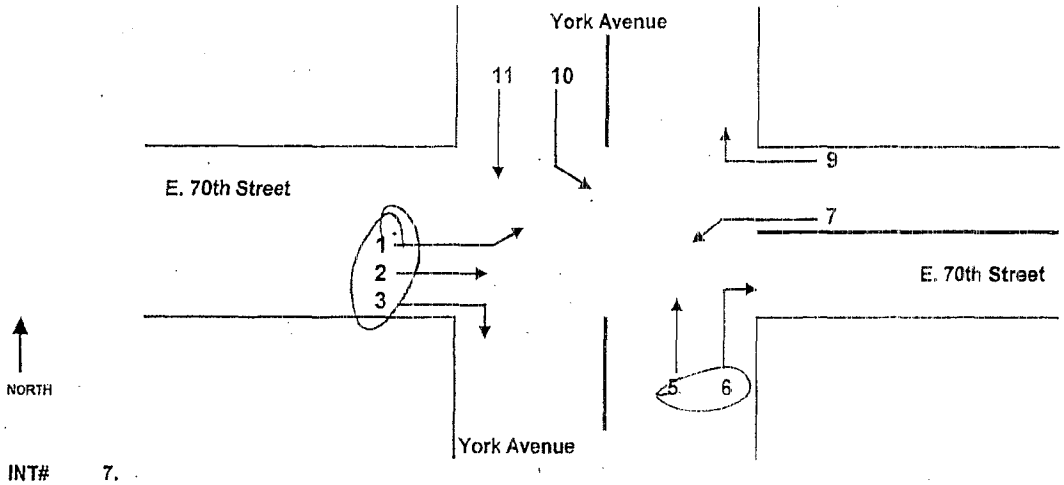

INT# 7.

INTERSECTION: YORK AVENUE @ 70TH STREET

Surveyor's Name: Tatyana Borovets				COUNTER #		DRIVER	YES / NO
PEAK 12:00PM-02:00PM		MOVEMENT NUMBER				Date: March 29, 2007	
TIME	VEHICLE TYPE	1	2	3	5	6	
12:00 : 12:15	Auto	29	8	40	107	22	
	Heavy Vehicle	4	3	2	5	2	
12:15 : 12:30	Auto	22	15	24	175	13	
	Heavy Vehicle	1	2	2	8	2	
12:30 : 12:45	Auto	30	6	40	145	16	
	Heavy Vehicle	4	4	1	4		
12:45 : 01:00	Auto	34	7	29	147	9	
	Heavy Vehicle	4	3	2	8	1	
01:00 : 01:15	Auto	34	11	18	135	8	
	Heavy Vehicle	1	5	2	7	3	
01:15 : 01:30	Auto	18	12	3	165	7	
	Heavy Vehicle	3		1	2		
01:30 : 01:45	Auto	28	5	35	125	1	
	Heavy Vehicle	2	2	3	7	1	
01:45 : 02:00	Auto	25	10	31	153	4	
	Heavy Vehicle	1	1	1	5	2	

TRIP CONSULTANTS CORP.

Traffic Recording & Information Processing

2 SURVEYORS

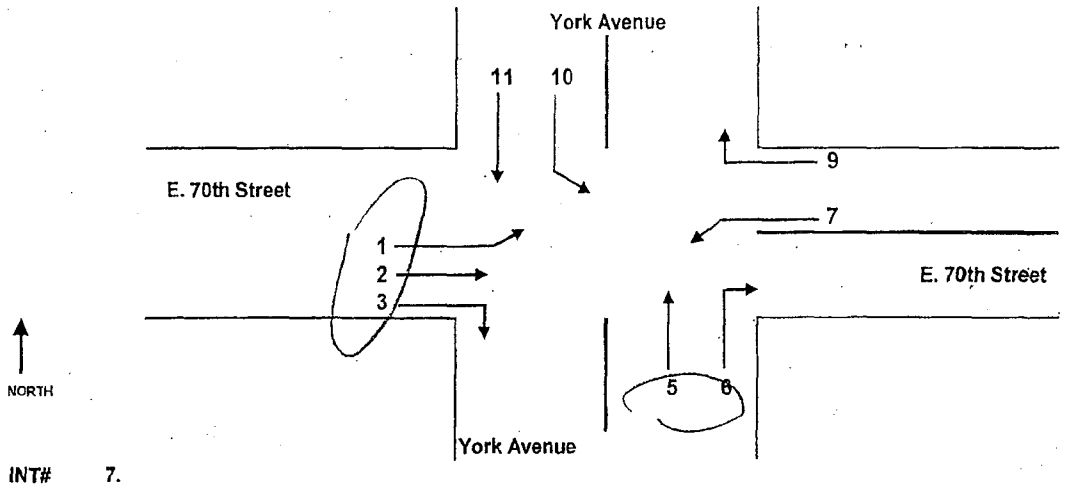

INT# 7.

INTERSECTION: YORK AVENUE @ 70TH STREET

Surveyor's Name: Tatyana Borovets		COUNTER #				DRIVER	YES / NO
PEAK 04:30PM - 06:30PM		MOVEMENT NUMBER				Date: March 27, 2007	
TIME	VEHICLE TYPE	1	2	3	5	6	
04:30 : 04:45	Auto	29	10	43	105	6	
	Heavy Vehicle	3			4		
04:45 : 05:00	Auto	33	12	36	140	7	
	Heavy Vehicle			2	3		
05:00 : 05:15	Auto	32	6	22	122	8	
	Heavy Vehicle	1		1	4		
05:15 : 05:30	Auto	26	6	30	113	3	
	Heavy Vehicle		1		3		
05:30 : 05:45	Auto	32	11	32	118	4	
	Heavy Vehicle				3		
05:45 : 06:00	Auto	26	9	41	114	6	
	Heavy Vehicle	1	2		5		
06:00 : 06:15	Auto	27	5	43	131	3	
	Heavy Vehicle				4		
06:15 : 06:30	Auto	22	7	48	138	2	
	Heavy Vehicle	1			7		

TRIP CONSULTANTS CORP.

Traffic Recording & Information Processing

2 SURVEYORS

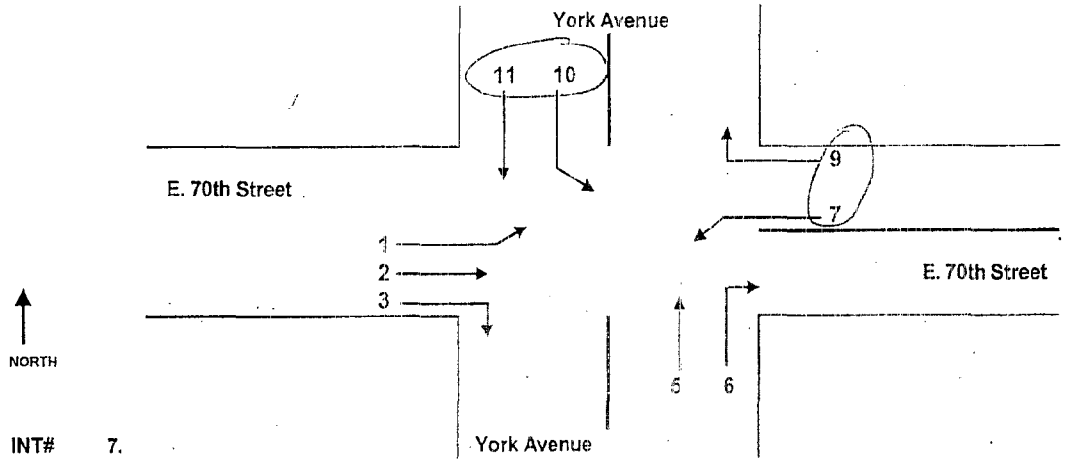

INTERSECTION: YORK AVENUE @ 70TH STREET

Surveyor's Name: Rakhimova Svetlana		COUNTER #				DRIVER	YES / NO
PEAK 07:00AM - 09:00AM		MOVEMENT NUMBER				Date: March 24, 2007	
TIME	VEHICLE TYPE	7	9	10	11		
07:00 : 07:15	Auto	3	1	23	102		
	Heavy Vehicle	0	0	0	13		
07:15 : 07:30	Auto	0	1	12	118		
	Heavy Vehicle	0	0	4	20		
07:30 : 07:45	Auto	2	2	12	88		
	Heavy Vehicle	1	1	3	17		
07:45 : 08:00	Auto	0	1	12	128		
	Heavy Vehicle	0	0	0	18		
08:00 : 08:15	Auto	7	4	10	86		
	Heavy Vehicle	1	2	2	16		
08:15 : 08:30	Auto	5	0	12	158		
	Heavy Vehicle	1	0	0	20		
08:30 : 08:45	Auto	5	3	13	140		
	Heavy Vehicle	2	0	1	12		
08:45 : 09:00	Auto	3	0	29	220		
	Heavy Vehicle	1	0	2	10		

TRIP CONSULTANTS CORP.

Traffic Recording & Information Processing

2 SURVEYORS

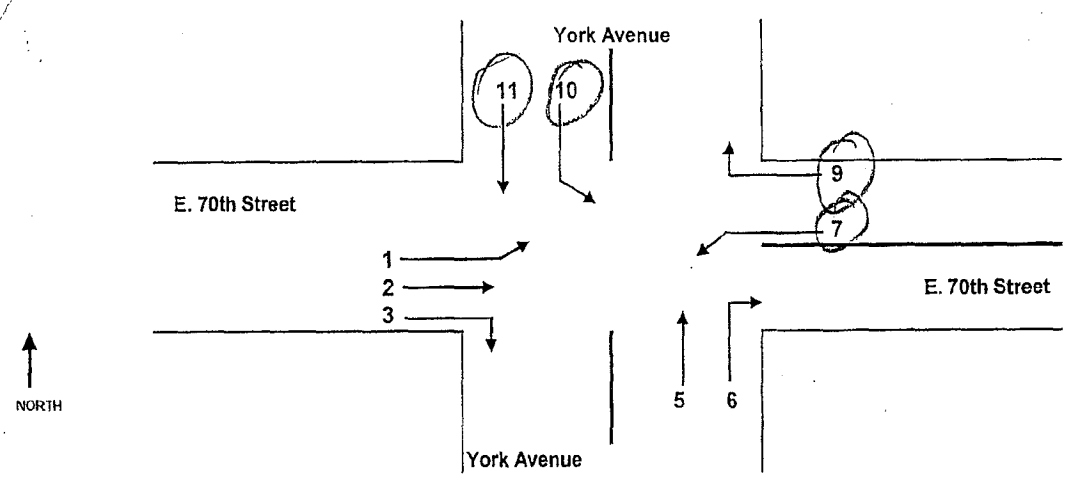

INT# 7.

INTERSECTION: YORK AVENUE @ 70TH STREET

Surveyor's Name: Rakhimova Svetlana		COUNTER #				DRIVER	YES / NO
PEAK 12:00PM - 02:00PM		MOVEMENT NUMBER				Date: March 20, 2007	
TIME	VEHICLE TYPE	7	9	10	11		
12:00 : 12:15	Auto	1	2	18	143		
	Heavy Vehicle	0	0	4	13		
12:15 : 12:30	Auto	3	0	18	140		
	Heavy Vehicle	2	0	2	14		
12:30 : 12:45	Auto	1	0	15	141		
	Heavy Vehicle	1	0	11	17		
12:45 : 01:00	Auto	1	3	13	164		
	Heavy Vehicle	3	0	2	16		
01:00 : 01:15	Auto	0	1	12	108		
	Heavy Vehicle	1	0	3	13		
01:15 : 01:30	Auto	4	0	13	110		
	Heavy Vehicle	1	2	3	27		
01:30 : 01:45	Auto	4	3	28	144		
	Heavy Vehicle	0	2	3	32		
01:45 : 02:00	Auto	2	0	11	113		
	Heavy Vehicle	0	0	8	13		

TRIP CONSULTANTS CORP.

Traffic Recording & Information Processing

2 SURVEYORS

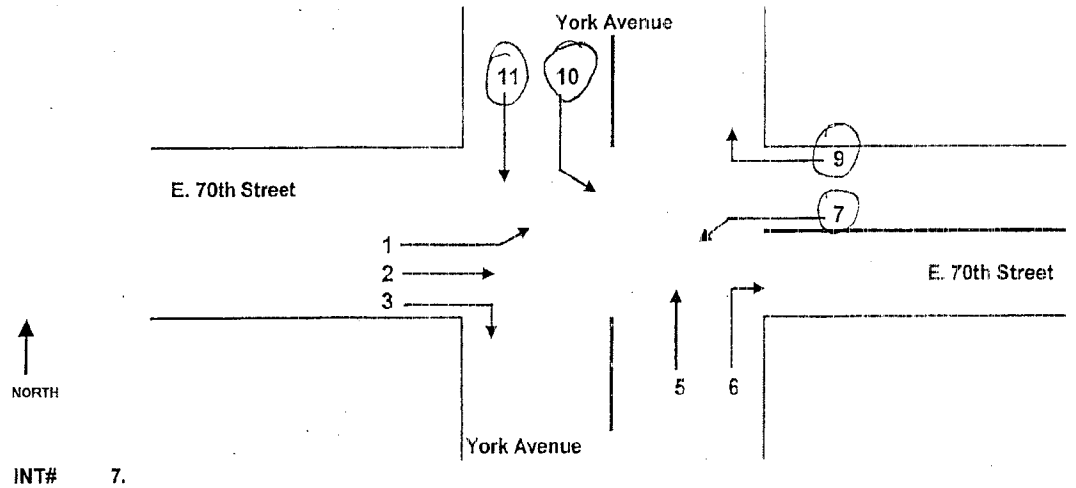

INT# 7.

INTERSECTION: YORK AVENUE @ 70TH STREET

Surveyor's Name: Rakhimova Svetlana COUNTER # DRIVER YES / NO

PEAK 04:30PM - 06:30PM MOVEMENT NUMBER Date: March 6, 2007

TIME	VEHICLE TYPE	7	9	10	11		
04:30 : 04:45	Auto	3	1	6	139		
	Heavy Vehicle	0	0	3	9		
04:45 : 05:00	Auto	4	4	7	173		
	Heavy Vehicle	0	0	1	10		
05:00 : 05:15	Auto	1	5	13	157		
	Heavy Vehicle	0	0	1	10		
05:15 : 05:30	Auto	4	7	7	170		
	Heavy Vehicle	1	1	0	6		
05:30 : 05:45	Auto	1	5	7	154		
	Heavy Vehicle	7	0	1	11		
05:45 : 06:00	Auto	1	5	12	161		
	Heavy Vehicle	3	2	6	7		
06:00 : 06:15	Auto	2	4	5	159		
	Heavy Vehicle	1	1	4	9		
06:15 : 06:30	Auto	6	3	4	166		
	Heavy Vehicle	2	0	1	8		

TRIP CONSULTANTS CORP.

Traffic Recording & Information Processing

2 SURVEYORS

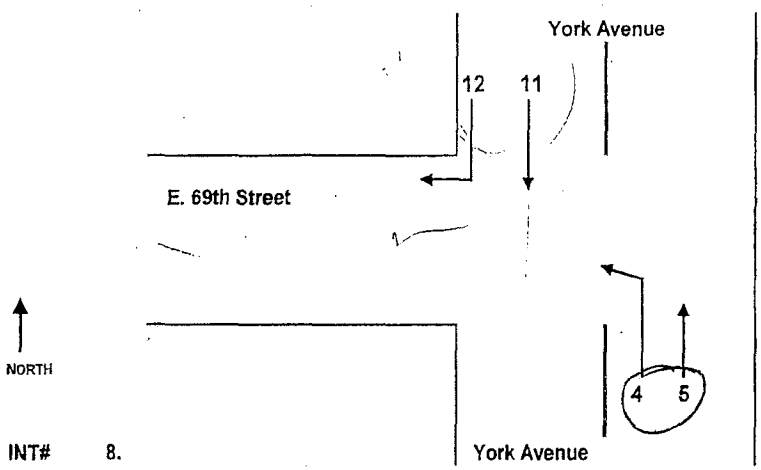

INTERSECTION: YORK AVENUE @ 69TH STREET

Surveyor's Name: Danit ISAKOV

				COUNTER #		DRIVER	YES / NO
PEAK 07:00AM - 09:00AM		MOVEMENT NUMBER				Date: March 27, 2007	
TIME	VEHICLE TYPE	4	5				
07:00 : 07:15	Auto	8	182				
	Heavy Vehicle	4	8				
07:15 : 07:30	Auto	22	159				
	Heavy Vehicle	4	6				
07:30 : 07:45	Auto	17	192				
	Heavy Vehicle	0	9				
07:45 : 08:00	Auto	23	184				
	Heavy Vehicle	2	7				
08:00 : 08:15	Auto	19	179				
	Heavy Vehicle	0	2				
08:15 : 08:30	Auto	19	192				
	Heavy Vehicle	0	8				
08:30 : 08:45	Auto	22	180				
	Heavy Vehicle	2	6				
08:45 : 09:00	Auto	19	163				
	Heavy Vehicle	4	6				

TRIP CONSULTANTS CORP.

Traffic Recording & Information Processing

2 SURVEYORS

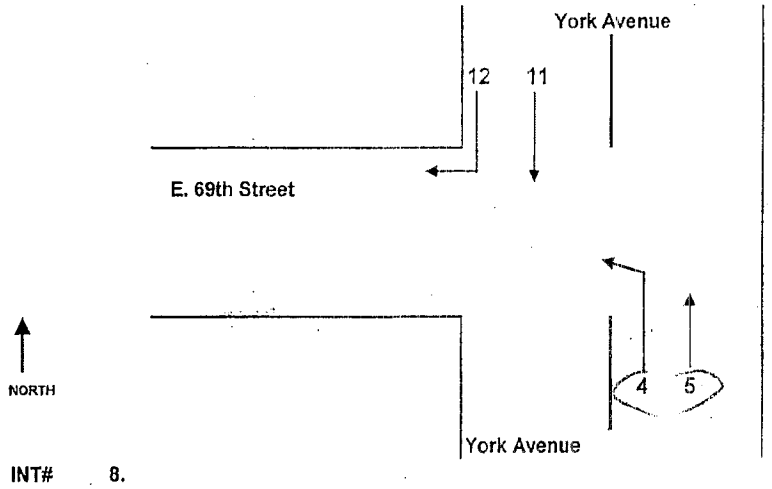

INT# 8.

INTERSECTION: YORK AVENUE @ 69TH STREET

Surveyor's Name: Danil Jsakov				COUNTER #		DRIVER	YES / NO
PEAK 12:00PM - 02:00PM				MOVEMENT NUMBER		Date: March	2007
TIME	VEHICLE TYPE	4	5				
12:00 : 12:15	Auto	27	167				
	Heavy Vehicle	2	15				
12:15 : 12:30	Auto	30	141				
	Heavy Vehicle	1	9				
12:30 : 12:45	Auto	15	108				
	Heavy Vehicle	3	20				
12:45 : 01:00	Auto	18	139				
	Heavy Vehicle	1	4				
01:00 : 01:15	Auto	16	128				
	Heavy Vehicle	2	12				
01:15 : 01:30	Auto	23	171				
	Heavy Vehicle	2	5				
01:30 : 01:45	Auto	17	181				
	Heavy Vehicle	0	10				
01:45 : 02:00	Auto	12	155				
	Heavy Vehicle	0	6				

TRIP CONSULTANTS CORP.

Traffic Recording & Information Processing

2 SURVEYORS

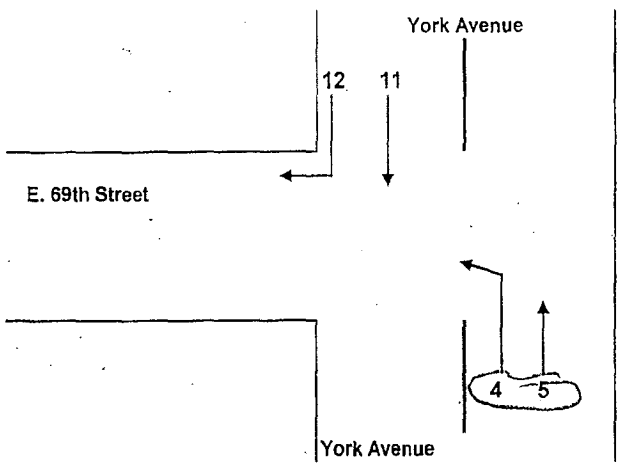

7/

INT# 8.

INTERSECTION: YORK AVENUE @ 69TH STREET

Surveyor's Name: Damir Isakov				COUNTER #		DRIVER	YES / NO
PEAK 04:30PM - 06:30PM		MOVEMENT NUMBER				Date: March	2007
TIMES	VEHICLE TYPES	4	5				
04:30 : 04:45	Auto	140	139				
	Heavy Vehicle	0	3				
04:45 : 05:00	Auto	80	178				
	Heavy Vehicle	0	3				
05:00 : 05:15	Auto	16	104				
	Heavy Vehicle	0	3				
05:15 : 05:30	Auto	19	138				
	Heavy Vehicle	2	4				
05:30 : 05:45	Auto	9	160				
	Heavy Vehicle	0	3				
05:45 : 06:00	Auto	16	187				
	Heavy Vehicle	0	9				
06:00 : 06:15	Auto	4	134				
	Heavy Vehicle	2	4				
06:15 : 06:30	Auto	13	143				
	Heavy Vehicle	0	2				

TRIP CONSULTANTS CORP.

Traffic Recording & Information Processing

2 SURVEYORS

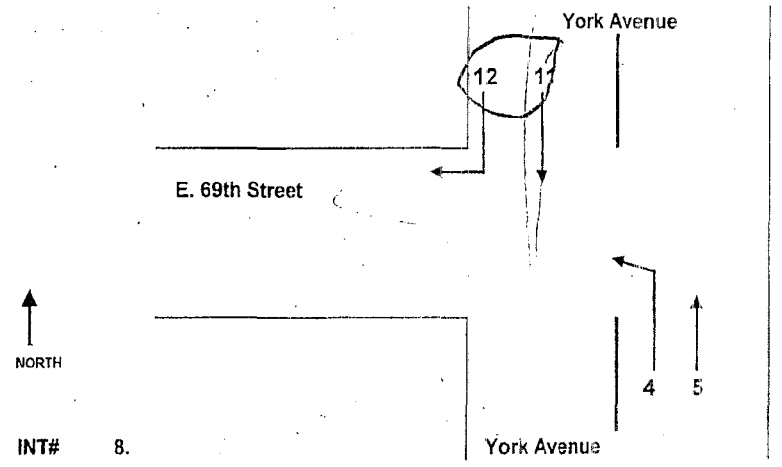

INTERSECTION: YORK AVENUE @ 69TH STREET

Surveyor's Name: YEFIM KAGAN				COUNTER #		DRIVER	YES / NO
PEAK 07:00AM - 09:00AM		MOVEMENT NUMBER				Date: March 27, 2007	
TIME	VEHICLE TYPE	11	12				
07:00 : 07:15	Auto	156	20				
	Heavy Vehicle	16	3				
07:15 : 07:30	Auto	164	27				
	Heavy Vehicle	13	1				
07:30 : 07:45	Auto	162	23				
	Heavy Vehicle	17	1				
07:45 : 08:00	Auto	185	40				
	Heavy Vehicle	20	5				
08:00 : 08:15	Auto	160	31				
	Heavy Vehicle	25	3				
08:15 : 08:30	Auto	177	27				
	Heavy Vehicle	22	3				
08:30 : 08:45	Auto	137	23				
	Heavy Vehicle	24	2				
08:45 : 09:00	Auto	212	28				
	Heavy Vehicle	23	1				

TRIP CONSULTANTS CORP.

Traffic Recording & Information Processing

2 SURVEYORS

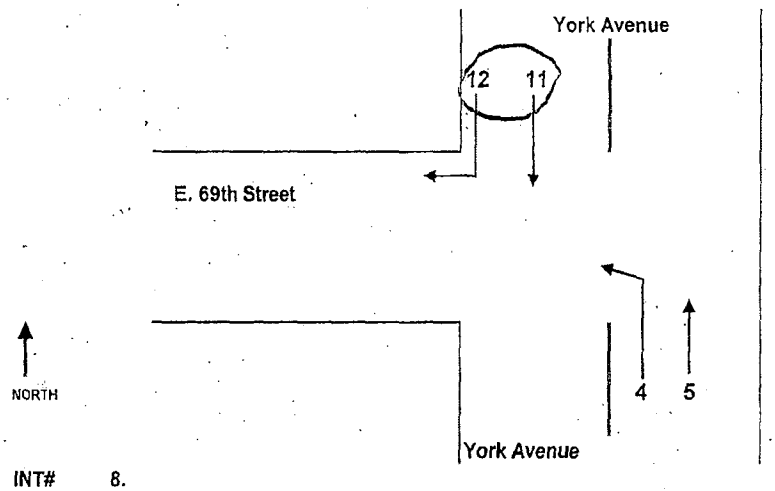

INT# 8.

INTERSECTION: YORK AVENUE @ 69TH STREET

Surveyor's Name: YEFIM KAGAN				COUNTER #		DRIVER	YES / NO
PEAK 12:00PM - 02:00PM		MOVEMENT NUMBER		Date March 27, 2007			
TIME	VEHICLE TYPE	11	12				
12:00 : 12:15	Auto	184	29				
	Heavy Vehicle	20	3				
12:15 : 12:30	Auto	181	25				
	Heavy Vehicle	19	7				
12:30 : 12:45	Auto	147	26				
	Heavy Vehicle	15	2				
12:45 : 01:00	Auto	165	23				
	Heavy Vehicle	16	—				
01:00 : 01:15	Auto	178	17				
	Heavy Vehicle	13	5				
01:15 : 01:30	Auto	154	18				
	Heavy Vehicle	14	4				
01:30 : 01:45	Auto	172	17				
	Heavy Vehicle	12	—				
01:45 : 02:00	Auto	186	23				
	Heavy Vehicle	8	3				

TRIP CONSULTANTS CORP.

Traffic Recording & Information Processing

2 SURVEYORS

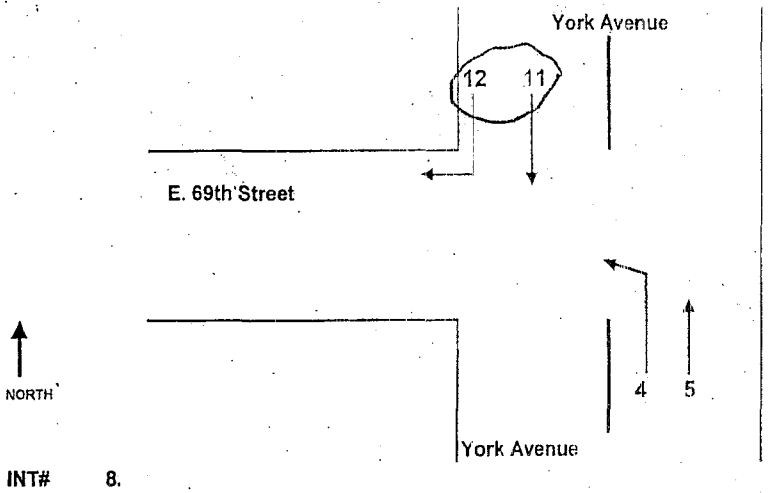

INT# 8.

INTERSECTION: YORK AVENUE @ 69TH STREET

Surveyor's Name: YEFIM KAGAN				COUNTER #		DRIVER	YES / NO
PEAK 04:30PM - 06:30PM		MOVEMENT NUMBER				Date: March 27 2007	
TIME	VEHICLE TYPE	11	12				
04:30 : 04:45	Auto	204	15				
	Heavy Vehicle	9	1				
04:45 : 05:00	Auto	184	21				
	Heavy Vehicle	10	6				
05:00 : 05:15	Auto	180	18				
	Heavy Vehicle	7	1				
05:15 : 05:30	Auto	162	20				
	Heavy Vehicle	9	-				
05:30 : 05:45	Auto	211	14				
	Heavy Vehicle	5	—				
05:45 : 06:00	Auto	195	17				
	Heavy Vehicle	5	—				
06:00 : 06:15	Auto	201	17				
	Heavy Vehicle	10	—				
06:15 : 06:30	Auto	221	12				
	Heavy Vehicle	5	—				

TRIP CONSULTANTS CORP.

Traffic Recording & Information Processing

2 SURVEYORS

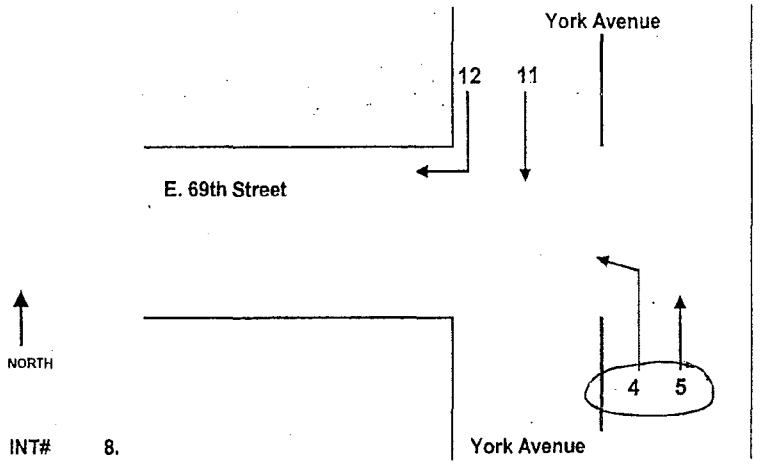

INTERSECTION: YORK AVENUE @ 69TH STREET

Surveyor's Name:				COUNTER #		DRIVER	YES / NO
PEAK 07:00AM - 09:00AM		MOVEMENT NUMBER				Date: March 28	2007
TIME	VEHICLE TYPE	4	5				
07:00 : 07:15	Auto	11	192				
	Heavy Vehicle	4	3				
07:15 : 07:30	Auto	15	180				
	Heavy Vehicle	0	8				
07:30 : 07:45	Auto	17	181				
	Heavy Vehicle	-	5				
07:45 : 08:00	Auto	14	246				
	Heavy Vehicle	2	2				
08:00 : 08:15	Auto	25	226				
	Heavy Vehicle	1	11				
08:15 : 08:30	Auto	18	214				
	Heavy Vehicle	2	6				
08:30 : 08:45	Auto	35	218				
	Heavy Vehicle	1	8				
08:45 : 09:00	Auto	16	197				
	Heavy Vehicle	-	10				

TRIP CONSULTANTS CORP.

Traffic Recording & Information Processing

2 SURVEYORS

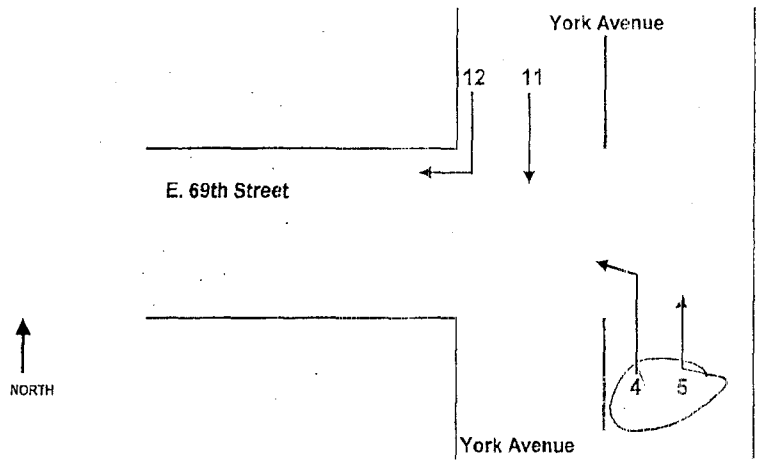

INT# 8.

INTERSECTION: YORK AVENUE @ 69TH STREET

Surveyor's Name: Urszula Brudz				COUNTER #		DRIVER	YES / NO
PEAK 12:00PM-02:00PM		MOVEMENT NUMBER				Date March 28 2007	
TIME	VEHICLE TYPE	5	4				
12:00 : 12:15	Auto	187	17				
	Heavy Vehicle	5	2				
12:15 : 12:30	Auto	161	18				
	Heavy Vehicle	8	—				
12:30 : 12:45	Auto	170	11				
	Heavy Vehicle	13	1				
12:45 : 01:00	Auto	145	17				
	Heavy Vehicle	6	—				
01:00 : 01:15	Auto	166	22				
	Heavy Vehicle	8	1				
01:15 : 01:30	Auto	135	20				
	Heavy Vehicle	5	—				
01:30 : 01:45	Auto	138	16				
	Heavy Vehicle	7	—				
01:45 : 02:00	Auto	130	13				
	Heavy Vehicle	3	—				

TRIP CONSULTANTS CORP.

Traffic Recording & Information Processing

2 SURVEYORS

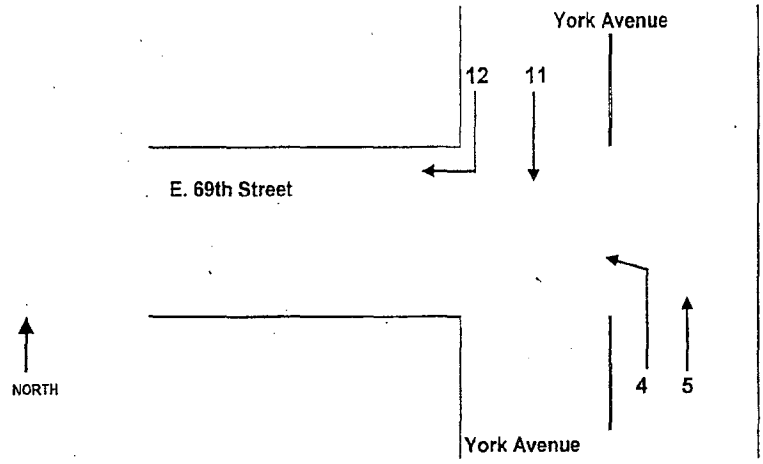

INT# 8.

INTERSECTION: YORK AVENUE @ 69TH STREET

Surveyor's Name: Urszula Brudz				COUNTER #		DRIVER	YES / NO
PEAK 04:30PM - 06:30PM		MOVEMENT NUMBER				Date: March 28 2007	
TIME	VEHICLE TYPE	5	4				
04:30 : 04:45	Auto	141	15				
	Heavy Vehicle	5	—				
04:45 : 05:00	Auto	121	9				
	Heavy Vehicle	3	1				
05:00 : 05:15	Auto	141	16				
	Heavy Vehicle	8	—				
05:15 : 05:30	Auto	114	19				
	Heavy Vehicle	5	—				
05:30 : 05:45	Auto	130	9				
	Heavy Vehicle	2	—				
05:45 : 06:00	Auto	114	12				
	Heavy Vehicle	4	—				
06:00 : 06:15	Auto	106	13				
	Heavy Vehicle	3	—				
06:15 : 06:30	Auto	135	18				
	Heavy Vehicle	6	—				

TRIP CONSULTANTS CORP.

Traffic Recording & Information Processing

2 SURVEYORS

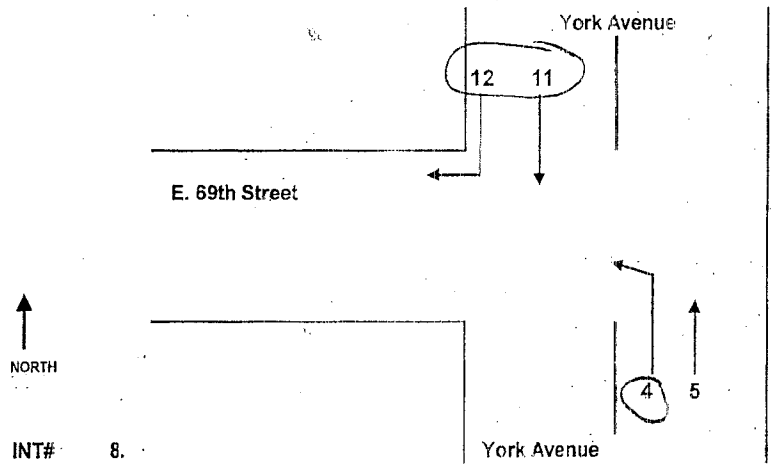

INTERSECTION: YORK AVENUE @ 69TH STREET

Surveyor's Name: YEFIM KAGAN				COUNTER #		DRIVER	YES / NO
PEAK 07:00AM - 09:00AM		MOVEMENT NUMBER				Date: March 28, 2007	
TIME	VEHICLE TYPE	11	12				
07:00 : 07:15	Auto	195	35				
	Heavy Vehicle	15	2				
07:15 : 07:30	Auto	157	24				
	Heavy Vehicle	13	3				
07:30 : 07:45	Auto	124	28				
	Heavy Vehicle	14	-				
07:45 : 08:00	Auto	174	40				
	Heavy Vehicle	16	1				
08:00 : 08:15	Auto	182	34				
	Heavy Vehicle	20	5				
08:15 : 08:30	Auto	190	25				
	Heavy Vehicle	17	1				
08:30 : 08:45	Auto	135	28				
	Heavy Vehicle	9	5				
08:45 : 09:00	Auto	168	40				
	Heavy Vehicle	13	3				

TRIP CONSULTANTS CORP.

Traffic Recording & Information Processing

2 SURVEYORS

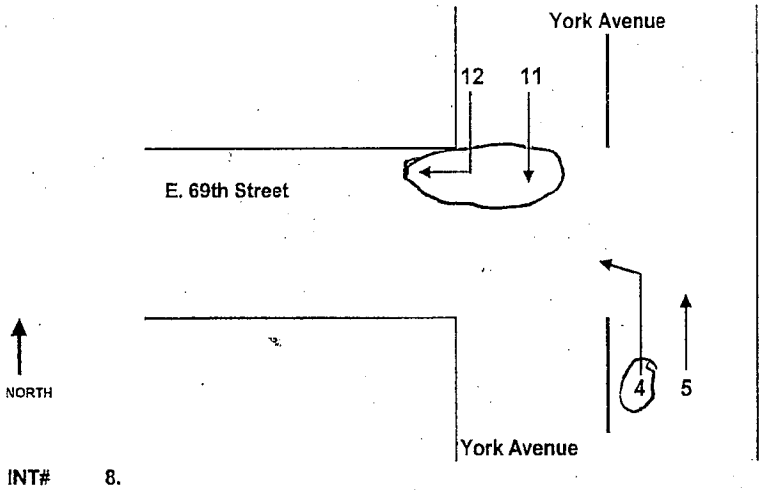

INT# 8.

INTERSECTION: YORK AVENUE @ 69TH STREET

Surveyor's Name: YEFIM KAGAN				COUNTER #		DRIVER	YES / NO
PEAK 12:00PM-02:00PM		MOVEMENT NUMBER				Date March 28, 2007	
TIME	VEHICLE TYPE	11	12				
12:00 : 12:15	Auto	143	24				
	Heavy Vehicle	22	4				
12:15 : 12:30	Auto	146	26				
	Heavy Vehicle	8	—				
12:30 : 12:45	Auto	175	29				
	Heavy Vehicle	39	2				
12:45 : 01:00	Auto	176	23				
	Heavy Vehicle	18	3				
01:00 : 01:15	Auto	181	39				
	Heavy Vehicle	21	4				
01:15 : 01:30	Auto	187	49				
	Heavy Vehicle	15	3				
01:30 : 01:45	Auto	168	23				
	Heavy Vehicle	16	4				
01:45 : 02:00	Auto	167	18				
	Heavy Vehicle	10	3				

TRIP CONSULTANTS CORP.

Traffic Recording & Information Processing

2 SURVEYORS

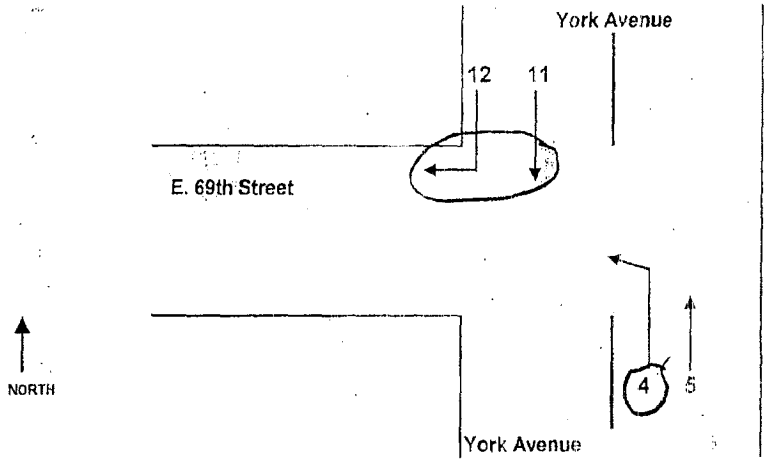

INT# 8.

INTERSECTION: YORK AVENUE @ 69TH STREET

Surveyor's Name: YEFIM KAGAN				COUNTER #		DRIVER	YES / NO
PEAK 04:30PM - 06:30PM		MOVEMENT NUMBER				Date: March 28, 2007	
START TIME	VEHICLE TYPE	11	12				
04:30 : 04:45	Auto	203	40				
	Heavy Vehicle	9	2				
04:45 : 05:00	Auto	166	31				
	Heavy Vehicle	7	2				
05:00 : 05:15	Auto	174	23				
	Heavy Vehicle	6	4				
05:15 : 05:30	Auto	222	44				
	Heavy Vehicle	9	1				
05:30 : 05:45	Auto	212	35				
	Heavy Vehicle	10	1				
05:45 : 06:00	Auto	194	35				
	Heavy Vehicle	10	1				
06:00 : 06:15	Auto	228	24				
	Heavy Vehicle	4	1				
06:15 : 06:30	Auto	210	31				
	Heavy Vehicle	5	3				

TRIP CONSULTANTS CORP.

Traffic Recording & Information Processing

2 SURVEYORS

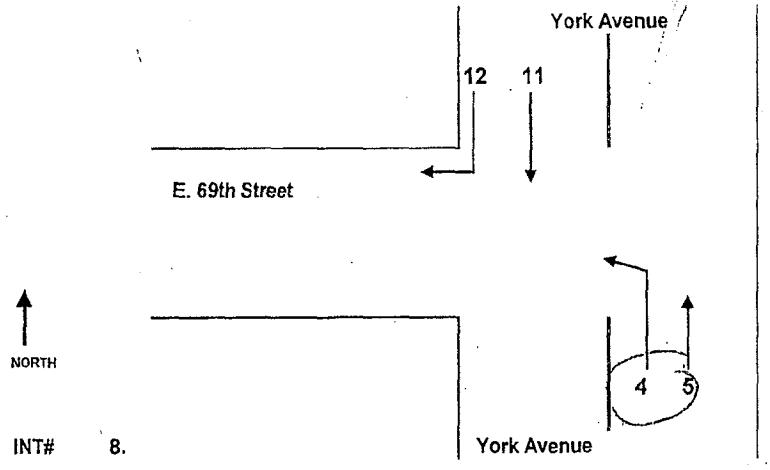

INT# 8.

INTERSECTION: YORK AVENUE @ 69TH STREET

Surveyor's Name: Alexandre Kovovenko		COUNTER #				DRIVER	YES / NO
PEAK 07:00AM - 09:00AM		MOVEMENT NUMBER				Date March 29 2007	
TIME	VEHICLE TYPE	4	5				
07:00 : 07:15	Auto	11	167				
	Heavy Vehicle	-	4				
07:15 : 07:30	Auto	14	173				
	Heavy Vehicle	-	5				
07:30 : 07:45	Auto	12	156				
	Heavy Vehicle	-	7				
07:45 : 08:00	Auto	10	173				
	Heavy Vehicle	-	12				
08:00 : 08:15	Auto	7	125				
	Heavy Vehicle	3	7				
08:15 : 08:30	Auto	14	150				
	Heavy Vehicle	2	6				
08:30 : 08:45	Auto	13	178				
	Heavy Vehicle	-	7				
08:45 : 09:00	Auto	19	138				
	Heavy Vehicle	1	6				

TRIP CONSULTANTS CORP.

Traffic Recording & Information Processing

2 SURVEYORS

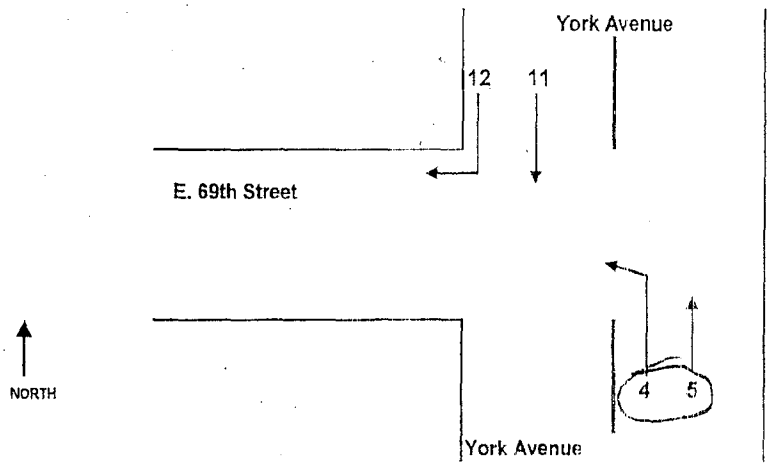

INT# 8.

INTERSECTION: YORK AVENUE @ 69TH STREET

Surveyor's Name: Alexandre Kononenko		COUNTER #				DRIVER	YES / NO
PEAK 12:00PM - 02:00PM		MOVEMENT NUMBER				Date: March 21, 2007	
TIME	VEHICLE TYPE	4	5				
12:00 : 12:15	Auto	18	131				
	Heavy Vehicle	—	8				
12:15 : 12:30	Auto	10	123				
	Heavy Vehicle	4	5				
12:30 : 12:45	Auto	12	126				
	Heavy Vehicle	3	6			—	
12:45 : 01:00	Auto	13	129			—	
	Heavy Vehicle	2	5				
01:00 : 01:15	Auto	11	125				
	Heavy Vehicle	1	6				
01:15 : 01:30	Auto	23	138				
	Heavy Vehicle	—	5				
01:30 : 01:45	Auto	19	136				
	Heavy Vehicle	—	6				
01:45 : 02:00	Auto	16	129				
	Heavy Vehicle	—	7				

TRIP CONSULTANTS CORP.

Traffic Recording & Information Processing

2 SURVEYORS

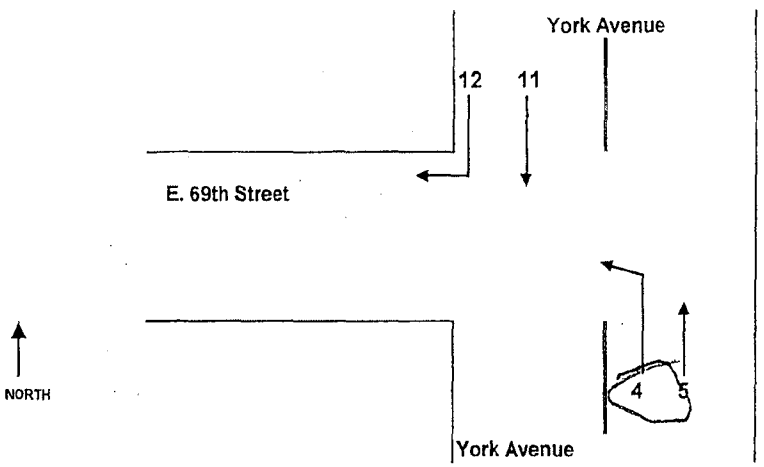

INT# 8.

INTERSECTION: YORK AVENUE @ 69TH STREET

Surveyor's Name: Alexandre Kononenko				COUNTER #		DRIVER	YES / NO
PEAK 04:30PM - 06:30PM		MOVEMENT NUMBER				Date: March 28th 2007	
TIME	VEHICLE TYPE	4	5				
04:30 : 04:45	Auto	23	112				
	Heavy Vehicle	1	5				
04:45 : 05:00	Auto	19	107				
	Heavy Vehicle	2	6				
05:00 : 05:15	Auto	18	101				
	Heavy Vehicle	-	7				
05:15 : 05:30	Auto	13	98				
	Heavy Vehicle	1	2				
05:30 : 05:45	Auto	12	109				
	Heavy Vehicle	-	3				
05:45 : 06:00	Auto	16	97				
	Heavy Vehicle	-	5				
06:00 : 06:15	Auto	15	86				
	Heavy Vehicle	1	4				
06:15 : 06:30	Auto	12	88				
	Heavy Vehicle	-	3				

TRIP CONSULTANTS CORP.

Traffic Recording & Information Processing

2 SURVEYORS

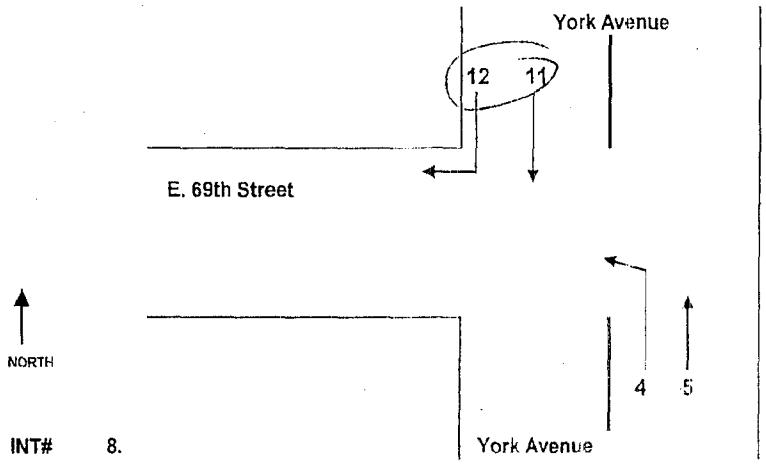

INTERSECTION: YORK AVENUE @ 69TH STREET

Surveyor's Name: Tanya Drakin				COUNTER #		DRIVER	YES / NO
PEAK 07:00AM - 09:00AM			MOVEMENT NUMBER		Date: March 27, 2007		
TIME	VEHICLE TYPE	11	12				
07:00 : 07:15	Auto	114	24				
	Heavy Vehicle	4	2				
07:15 : 07:30	Auto	122	31				
	Heavy Vehicle	8	0				
07:30 : 07:45	Auto	121	41				
	Heavy Vehicle	15	3				
07:45 : 08:00	Auto	144	34				
	Heavy Vehicle	11	0				
08:00 : 08:15	Auto	139	24				
	Heavy Vehicle	13	3				
08:15 : 08:30	Auto	135	21				
	Heavy Vehicle	13	4				
08:30 : 08:45	Auto	181	15				
	Heavy Vehicle	9	1				
08:45 : 09:00	Auto	169	17				
	Heavy Vehicle	9	2				

TRIP CONSULTANTS CORP.

Traffic Recording & Information Processing

2 SURVEYORS

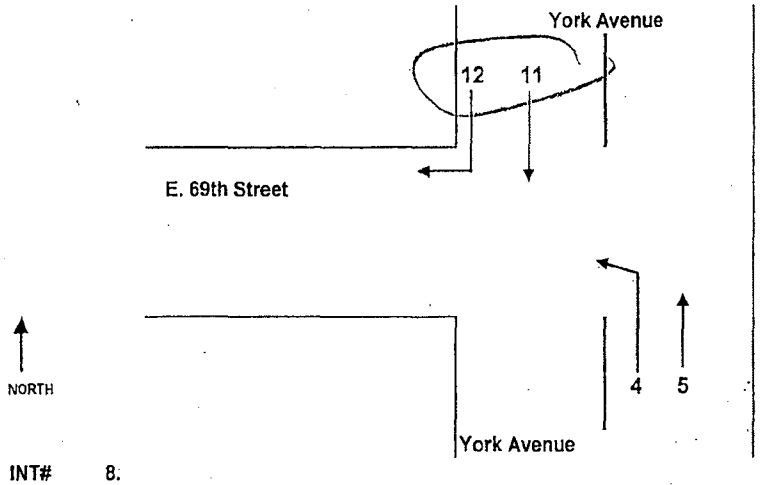

INT# 8.

INTERSECTION: YORK AVENUE @ 69TH STREET

Surveyor's Name: Tonya Draskih				COUNTER #		DRIVER	YES / NO
PEAK 12:00PM - 02:00PM		MOVEMENT NUMBER				Date: March 27th, 2007	
TIME	VEHICLE TYPE	11	12				
12:00 : 12:15	Auto	182	35				
	Heavy Vehicle	14	4				
12:15 : 12:30	Auto	140	27				
	Heavy Vehicle	14	3				
12:30 : 12:45	Auto	177	40				
	Heavy Vehicle	12	5				
12:45 : 01:00	Auto	136	37				
	Heavy Vehicle	10	8				
01:00 : 01:15	Auto	144	34				
	Heavy Vehicle	16	4				
01:15 : 01:30	Auto	116	27				
	Heavy Vehicle	20	5				
01:30 : 01:45	Auto	166	31				
	Heavy Vehicle	8	3				
01:45 : 02:00	Auto	126	34				
	Heavy Vehicle	9	2				

TRIP CONSULTANTS CORP.

Traffic Recording & Information Processing

2 SURVEYORS

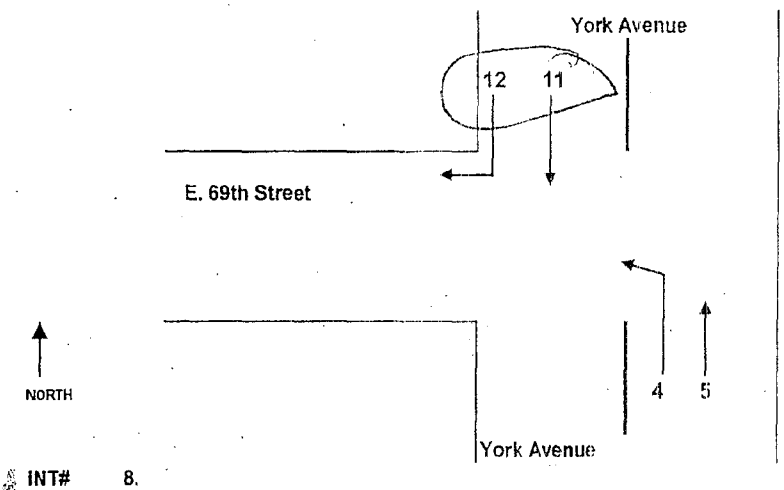

INT# 8.

INTERSECTION: YORK AVENUE @ 69TH STREET

Surveyor's Name: Tanya Drabkin				COUNTER #		DRIVER	YES / NO
PEAK 04:30PM - 06:30PM		MOVEMENT NUMBER				Date: March 29 2007	
TIMES	VEHICLE TYPE	11	12				
04:30 : 04:45	Auto	171	34				
	Heavy Vehicle	11	0				
04:45 : 05:00	Auto	153	37				
	Heavy Vehicle	6	2				
05:00 : 05:15	Auto	184	42				
	Heavy Vehicle	12	0				
05:15 : 05:30	Auto	164	33				
	Heavy Vehicle	5	0				
05:30 : 05:45	Auto	179	31				
	Heavy Vehicle	11	0				
05:45 : 06:00	Auto	173	38				
	Heavy Vehicle	2	0				
06:00 : 06:15	Auto	184	45				
	Heavy Vehicle	9	0				
06:15 : 06:30	Auto	189	31				
	Heavy Vehicle	5	0				

TRIP CONSULTANTS CORP.

Traffic Recording & Information Processing

2 SURVEYORS

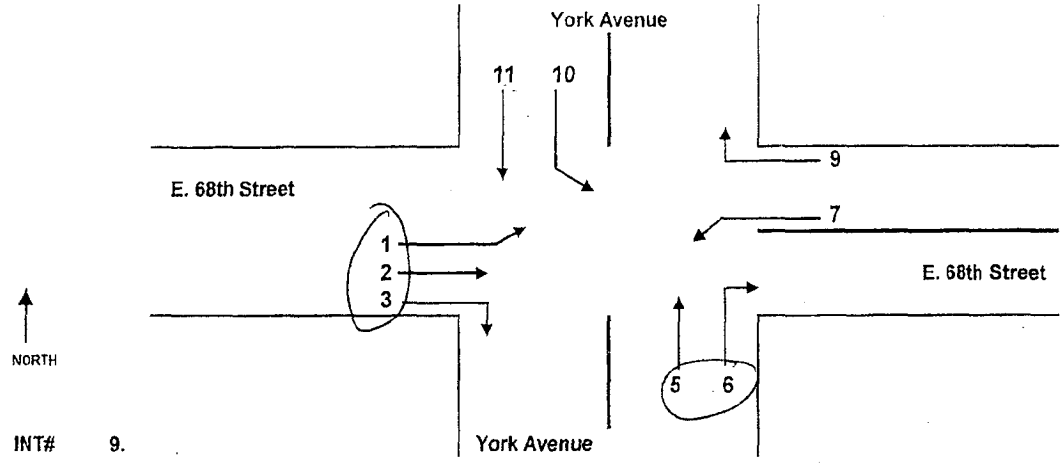

INT# 9.

INTERSECTION: YORK AVENUE @ 68TH STREET

Surveyor's Name: YAKOV TULCHINSKY				COUNTER #		DRIVER	YES / NO
PEAK 07:00AM - 09:00AM		MOVEMENT NUMBER				Date: March 2007	
TIME	VEHICLE TYPES	1	2	3	5	6	
07:00 : 07:15	Auto	23	5	36	135	16	
	Heavy Vehicle	2	1	3	3	—	
07:15 : 07:30	Auto	18	9	63	154	15	
	Heavy Vehicle	5	1	4	2	—	
07:30 : 07:45	Auto	10	6	35	187	17	
	Heavy Vehicle	2	—	3	5	—	
07:45 : 08:00	Auto	17	5	51	199	28	
	Heavy Vehicle	1	2	5	8	—	
08:00 : 08:15	Auto	21	3	33	163	25	
	Heavy Vehicle	—	1	3	2	—	
08:15 : 08:30	Auto	29	10	47	182	24	
	Heavy Vehicle	2	1	8	5	—	
08:30 : 08:45	Auto	26	14	50	163	25	
	Heavy Vehicle	3	—	8	8	—	
08:45 : 09:00	Auto	22	7	44	155	22	
	Heavy Vehicle	2	1	5	6	—	

TRIP CONSULTANTS CORP.

Traffic Recording & Information Processing

2 SURVEYORS

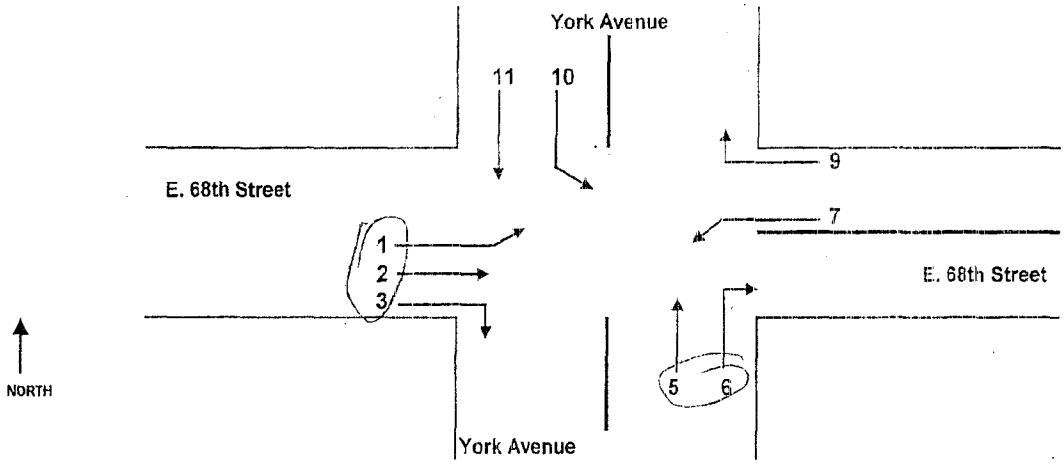

INT# 9.

INTERSECTION: YORK AVENUE @ 68TH STREET

Surveyor's Name: YAKOV TULCHINSKY				COUNTER #		DRIVER	YES / NO
PEAK 12:00P.M. - 02:00P.M.		MOVEMENT NUMBER				Date March 27, 2007	
TIME	VEHICLE TYPE	1	2	3	5	6	
12:00 : 12:15	Auto	14	6	19	124	16	
	Heavy Vehicle	—	—	6	5	—	
12:15 : 12:30	Auto	13	11	49	126	20	
	Heavy Vehicle	—	1	7	10	—	
12:30 : 12:45	Auto	11	6	61	112	24	
	Heavy Vehicle	—	—	2	8	—	
12:45 : 01:00	Auto	22	12	66	127	16	
	Heavy Vehicle	1	—	4	5	—	
01:00 : 01:15	Auto	15	12	46	109	20	
	Heavy Vehicle	2	—	7	7	1	
01:15 : 01:30	Auto	21	8	53	156	23	
	Heavy Vehicle	1	—	4	5	—	
01:30 : 01:45	Auto	18	10	31	178	24	
	Heavy Vehicle	1	—	4	7	—	
01:45 : 02:00	Auto	11	14	48	129	19	
	Heavy Vehicle	—	—	3	7	1	

TRIP CONSULTANTS CORP.

Traffic Recording & Information Processing

2 SURVEYORS

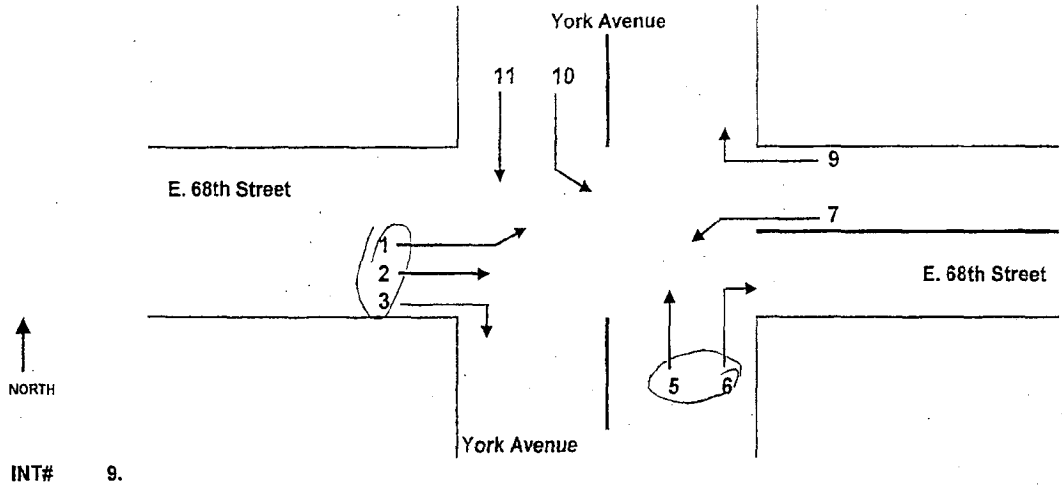

INT# 9.

INTERSECTION: YORK AVENUE @ 68TH STREET

Surveyor's Name: YAKOV TULCHINSKY				COUNTER #		DRIVER	YES / NO
PEAK 04:30PM - 05:30PM		MOVEMENT NUMBER				Date: March 27, 2007	
TIME	VEHICLE TYPE	1	2	3	5	6	
04:30 : 04:45	Auto	4	12	34	155	7	
	Heavy Vehicle	—	—	4	3	1	
04:45 : 05:00	Auto	17	11	52	149	13	
	Heavy Vehicle	—	—	3	3	—	
05:00 : 05:15	Auto	10	12	28	115	10	
	Heavy Vehicle	1	—	4	2	—	
05:15 : 05:30	Auto	18	10	38	127	16	
	Heavy Vehicle	1	—	6	2	—	
05:30 : 05:45	Auto	16	9	39	135	11	
	Heavy Vehicle	—	—	4	4	—	
05:45 : 06:00	Auto	14	5	28	171	7	
	Heavy Vehicle	—	—	3	2	—	
06:00 : 06:15	Auto	6	12	20	124	6	
	Heavy Vehicle	3	—	3	2	—	
06:15 : 06:30	Auto	6	16	19	128	14	
	Heavy Vehicle	3	—	3	1	—	

2 Ave x 57 St
1 Ave x 69 St

TRIP CONSULTANTS CORP.

Traffic Recording & Information Processing

2 SURVEYORS

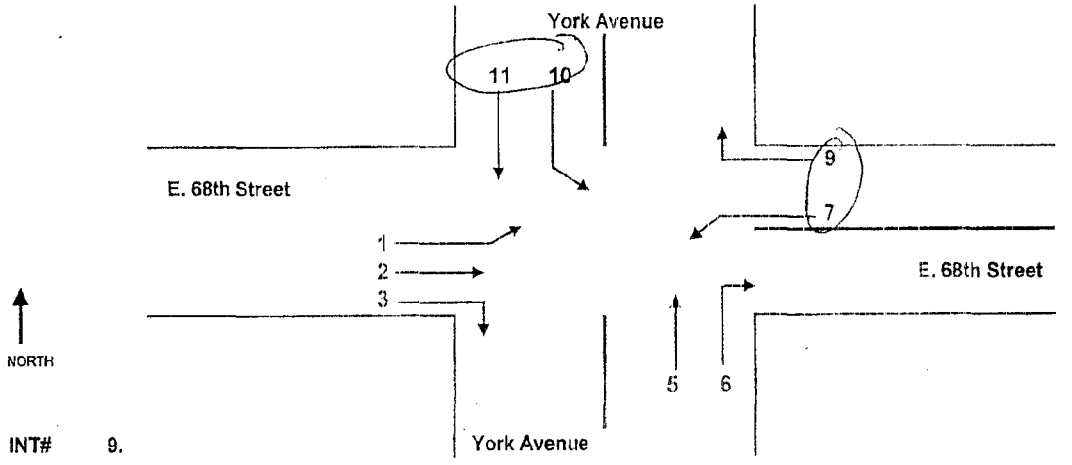

INT# 9.

INTERSECTION: YORK AVENUE @ 68TH STREET

Surveyor's Name: EGOR KLIMENKO				COUNTER #		DRIVER	YES / NO
PEAK 07:00AM - 09:00AM				MOVEMENT NUMBER		Date March 7, 2007	
TIME	VEHICLE TYPE	7	9	10	11		
07:00 : 07:15	Auto	16	14	12	121		
	Heavy Vehicle	—	1	—	11		
07:15 : 07:30	Auto	14	15	6	123		
	Heavy Vehicle	1	1	—	12		
07:30 : 07:45	Auto	11	13	11	148		
	Heavy Vehicle	—	—	—	15		
07:45 : 08:00	Auto	32	20	10	162		
	Heavy Vehicle	—	—	—	11		
08:00 : 08:15	Auto	27	11	8	150		
	Heavy Vehicle	—	—	—	21		
08:15 : 08:30	Auto	27	17	10	137		
	Heavy Vehicle	—	—	—	19		
08:30 : 08:45	Auto	23	16	5	147		
	Heavy Vehicle	—	—	—	19		
08:45 : 09:00	Auto	20	14	8	160		
	Heavy Vehicle	—	—	—	19		

TRIP CONSULTANTS CORP.

Traffic Recording & Information Processing

2 SURVEYORS

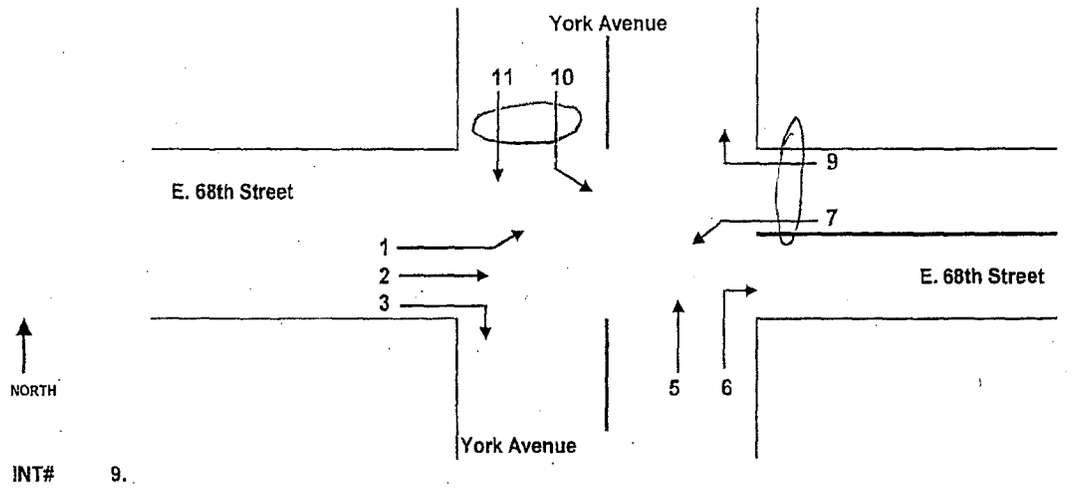

INT# 9.

INTERSECTION: YORK AVENUE @ 68TH STREET

Surveyor's Name: EGOR KLIMENKO | COUNTER # | DRIVER | YES / NO

PEAK 12:00PM - 02:00PM | MOVEMENT NUMBER | Date March 27 2007

TIME	VEHICLE TYPE	7	9	10	11		
12:00 : 12:15	Auto	41	21	4	123		
	Heavy Vehicle	—	2	—	11		
12:15 : 12:30	Auto	31	21	11	138		
	Heavy Vehicle	—	1	—	11		
12:30 : 12:45	Auto	26	19	20	137		
	Heavy Vehicle	—	—	1	10		
12:45 : 01:00	Auto	30	20	19	147		
	Heavy Vehicle	—	1	—	14		
01:00 : 01:15	Auto	33	16	10	134		
	Heavy Vehicle	—	1	—	9		
01:15 : 01:30	Auto	31	25	4	110		
	Heavy Vehicle	—	—	—	17		
01:30 : 01:45	Auto	30	17	10	150		
	Heavy Vehicle	—	1	—	121		
01:45 : 02:00	Auto	28	23	24	162		
	Heavy Vehicle	1	—	—	7		

TRIP CONSULTANTS CORP.

Traffic Recording & Information Processing

2 SURVEYORS

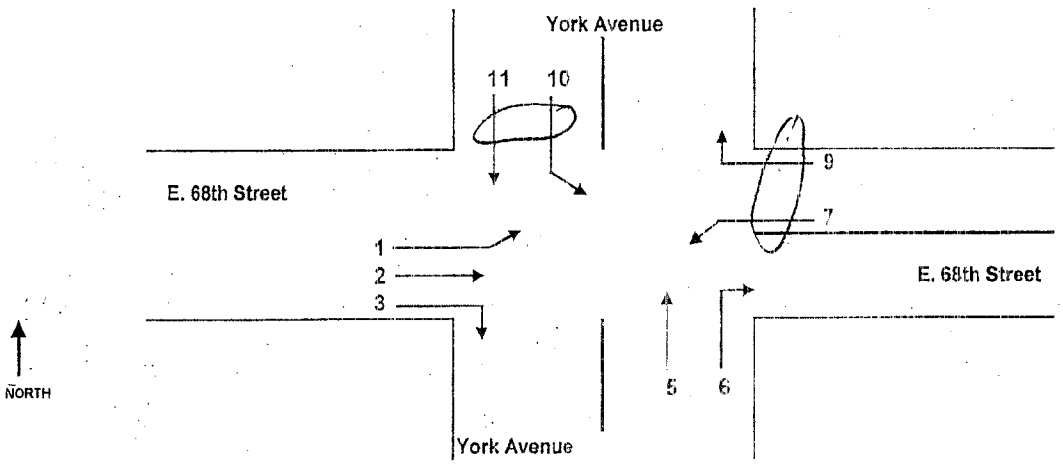

INT# 9.

INTERSECTION: YORK AVENUE @ 68TH STREET

Surveyor's Name: EGOR KLIMENKO | COUNTER # | DRIVER | YES / NO

PEAK 04:30PM - 06:30PM | MOVEMENT NUMBER | Date: March 27, 2007

TIME	VEHICLE TYPE	7	9	10	11		
04:30 : 04:45	Auto	21	11	4	183		
	Heavy Vehicle	—	—	—	9		
04:45 : 05:00	Auto	21	21	9	162		
	Heavy Vehicle	—	—	—	8		
05:00 : 05:15	Auto	22	14	5	148		
	Heavy Vehicle	—	—	—	5		
05:15 : 05:30	Auto	30	14	5	145		
	Heavy Vehicle	—	—	—	8		
05:30 : 05:45	Auto	32	16	10	150		
	Heavy Vehicle	—	—	—	4		
05:45 : 06:00	Auto	11	9	8	146		
	Heavy Vehicle	—	—	—	6		
06:00 : 06:15	Auto	19	13	9	161		
	Heavy Vehicle	—	—	—	7		
06:15 : 06:30	Auto	25	18	14	191		
	Heavy Vehicle	—	—	—	—		

TRIP CONSULTANTS CORP.

Traffic Recording & Information Processing

2 SURVEYORS

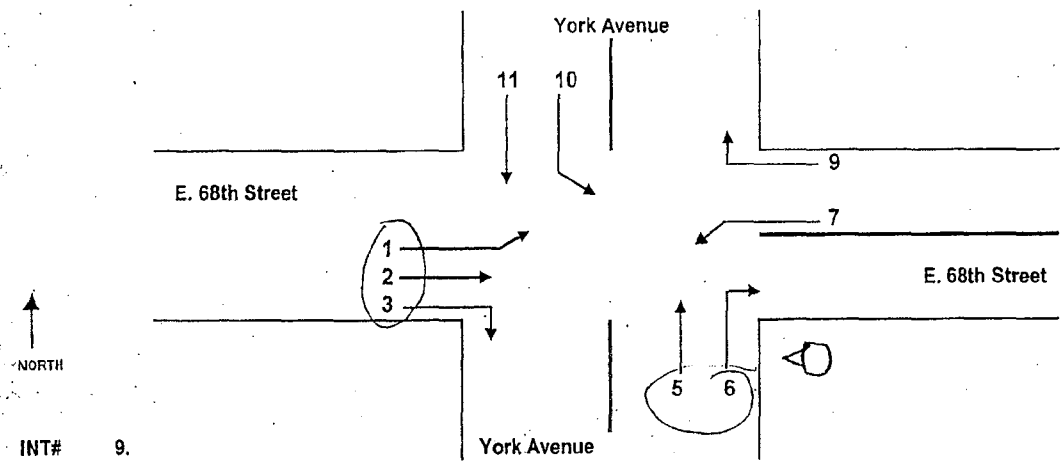

INT# 9.

INTERSECTION: YORK AVENUE @ 68TH STREET

Surveyor's Name: Vladimir Medvedev		COUNTER #	2249	DRIVER	YES / NO
PEAK 07:00AM - 09:00AM		MOVEMENT NUMBER		Date: March 28 2007	
TIME	VEHICLE TYPE	1	2	3	5	6	
07:00 : 07:15	Auto	17	8	24	155	21	
	Heavy Vehicle	9	0	3	2	1	
07:15 : 07:30	Auto	16	10	23	180	17	
	Heavy Vehicle	1	1	3	8	0	
07:30 : 07:45	Auto	10	7	21	193	20	
	Heavy Vehicle	1	0	5	5	0	
07:45 : 08:00	Auto	27	12	23	186	12	
	Heavy Vehicle	1	0	3	3	0	
08:00 : 08:15	Auto	28	6	36	195	14	
	Heavy Vehicle	2	0	6	6	0	
08:15 : 08:30	Auto	15	6	42	198	10	
	Heavy Vehicle	0	0	6	8	0	
08:30 : 08:45	Auto	15	5	43	209	10	
	Heavy Vehicle	1	0	9	7	0	
08:45 : 09:00	Auto	26	6	24	175	15	
	Heavy Vehicle	0	0	6	8	1	

TRIP CONSULTANTS CORP.

Traffic Recording & Information Processing

2 SURVEYORS

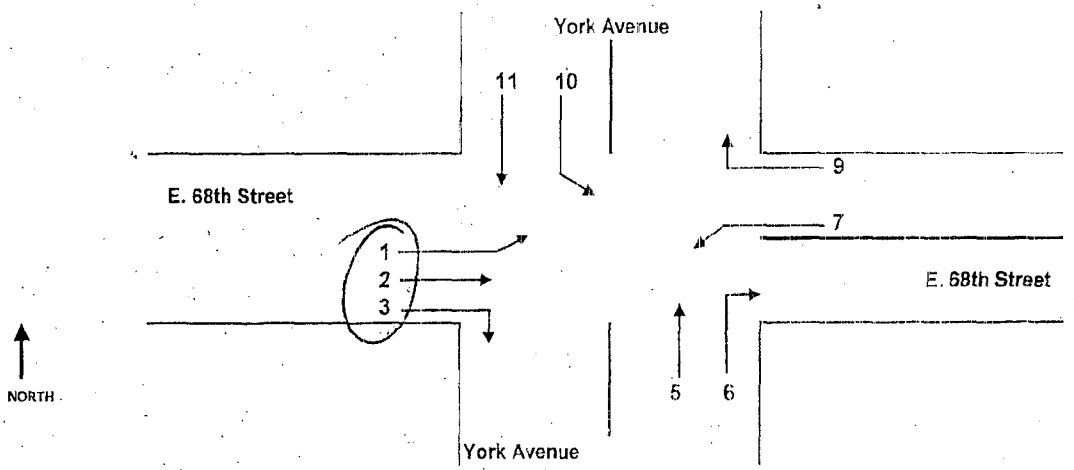

INT# 9.

INTERSECTION: YORK AVENUE @ 68TH STREET

Surveyor's Name: Vladimir Medvedev				COUNTER # 2249		DRIVER	YES / NO
PEAK 12:00PM - 02:00PM				MOVEMENT NUMBER		Date March 28, 2007	
TIME	VEHICLE TYPE	1	2	3	5	6	6
12:00 : 12:15	Auto	18	10	18	145	32	
	Heavy Vehicle	10	0	6	12	0	
12:15 : 12:30	Auto	19	14	26	147	27	
	Heavy Vehicle	5	0	5	12	0	
12:30 : 12:45	Auto	16	14	32	137	27	
	Heavy Vehicle	1	0	7	9	0	
12:45 : 01:00	Auto	15	16	49	124	23	
	Heavy Vehicle	3	0	3	4	0	
01:00 : 01:15	Auto	16	6	32	165	29	
	Heavy Vehicle	0	0	6	8	0	
01:15 : 01:30	Auto	15	8	43	116	24	
	Heavy Vehicle	1	1	7	4	1	
01:30 : 01:45	Auto	10	7	39	97	8	
	Heavy Vehicle	1	0	7	4	0	
01:45 : 02:00	Auto	7	11	33	117	19	
	Heavy Vehicle	3	0	6	6	0	

TRIP CONSULTANTS CORP.

Traffic Recording & Information Processing

2 SURVEYORS

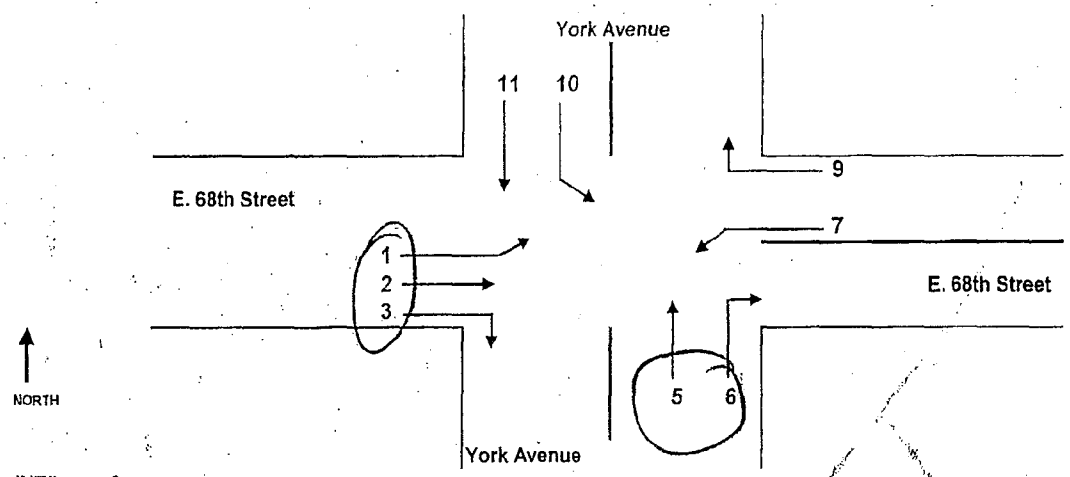

INT# 9.

INTERSECTION: YORK AVENUE @ 68TH STREET

Surveyor's Name: Vladimir Medveder				COUNTER # 2249		DRIVER	YES / NO
PEAK 04:30PM-06:30PM				MOVEMENT NUMBER		Date: March 2nd, 2007	
TIME	VEHICLE TYPE	1	2	3	5	6	
04:30 : 04:45	Auto	7	7	36	114	16	
	Heavy Vehicle	0	0	2	7	0	
04:45 : 05:00	Auto	9	10	43	121	9	
	Heavy Vehicle	0	0	4	4	0	
05:00 : 05:15	Auto	10	14	38	110	9	
	Heavy Vehicle	1	0	3	5	0	
05:15 : 05:30	Auto	18	6	43	94	6	
	Heavy Vehicle	0	0	4	6	0	
05:30 : 05:45	Auto	18	7	30	96	8	
	Heavy Vehicle	0	0	4	1	0	
05:45 : 06:00	Auto	8	4	31	109	5	
	Heavy Vehicle	1	0	3	3	0	
06:00 : 06:15	Auto	10	10	45	90	8	
	Heavy Vehicle	0	1	2	2	0	
06:15 : 06:30	Auto	12	12	38	131	8	
	Heavy Vehicle	2	0	7	3	0	

TRIP CONSULTANTS CORP.

Traffic Recording & Information Processing

2 SURVEYORS

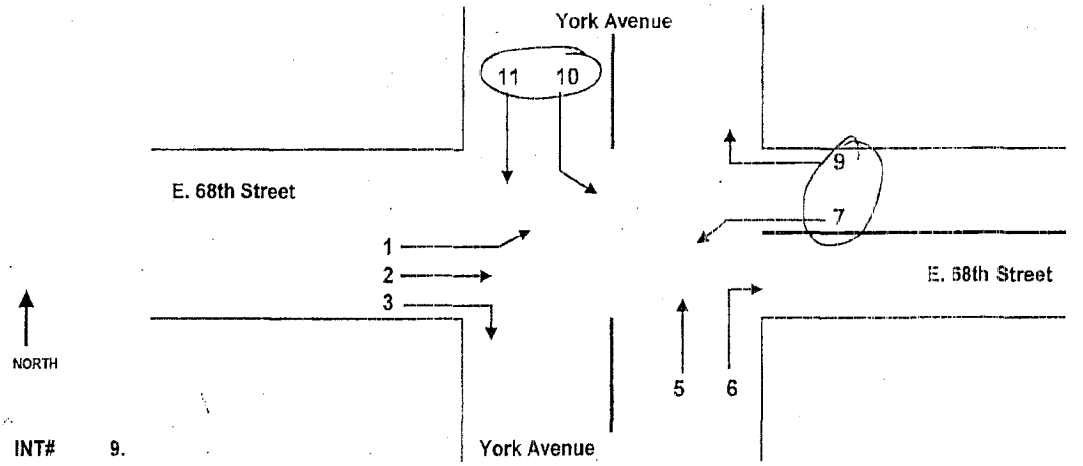

INTERSECTION: YORK AVENUE @ 68TH STREET

Surveyor's Name: YANA RYABYUK				COUNTER #	2252	DRIVER	YES / NO
PEAK 07:00AM - 09:00AM		MOVEMENT NUMBER				Date: March 28, 2007	
TIME	VEHICLE TYPE	7	9	11 ~~to~~	10		
07:00 : 07:15	Auto	15	14	165	19		
	Heavy Vehicle	-	-	13	-		
07:15 : 07:30	Auto	13	12	126	18		
	Heavy Vehicle	1	2	8	-		
07:30 : 07:45	Auto	20	9	117	11		
	Heavy Vehicle	-	-	14	1		
07:45 : 08:00	Auto	15	14	149	14		
	Heavy Vehicle	-	-	11	-		
08:00 : 08:15	Auto	15	11	161	9		
	Heavy Vehicle	-	-	20	1		
08:15 : 08:30	Auto	7	2	184	3		
	Heavy Vehicle	-	-	10	-		
08:30 : 08:45	Auto	18	8	112	8		
	Heavy Vehicle	-	-	8	1		
08:45 : 09:00	Auto	11	6	142	7		
	Heavy Vehicle	-	-	14	1		

TRIP CONSULTANTS CORP.

Traffic Recording & Information Processing

2 SURVEYORS

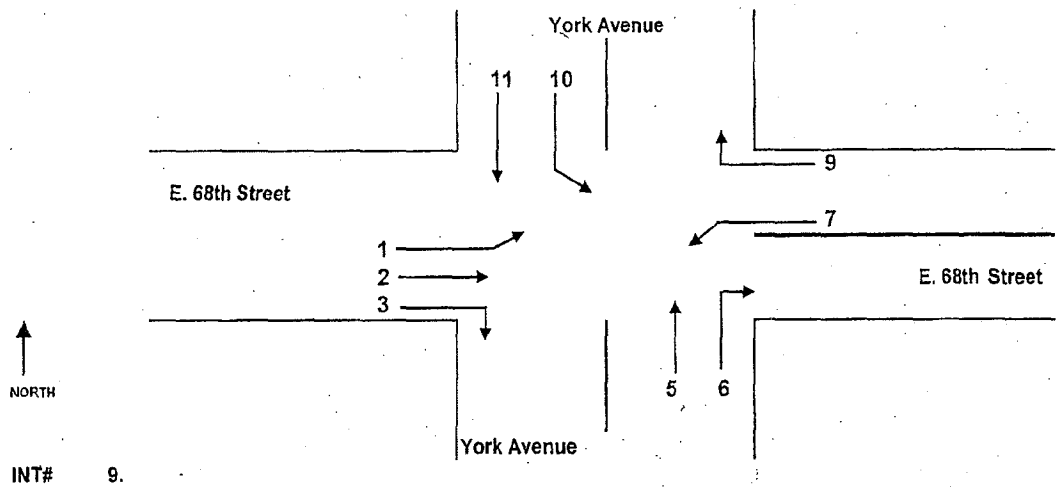

INT# 9.

INTERSECTION: YORK AVENUE @ 68TH STREET

Surveyor's Name: YANA RYABYUK				COUNTER # 2252		DRIVER	YES / NO
PEAK 12:00PM - 02:00PM		MOVEMENT NUMBER				Date March 28, 2007	
START TIME	VEHICLE TYPE	7	9	10	10		
12:00 : 12:15	Auto	29	21	141	6		
	Heavy Vehicle	1	-	21	-		
12:15 : 12:30	Auto	38	24	135	6		
	Heavy Vehicle	-	-	9	1		
12:30 : 12:45	Auto	29	21	151	6		
	Heavy Vehicle	1	-	37	-		
12:45 : 01:00	Auto	36	21	149	12		
	Heavy Vehicle	-	-	13	-		
01:00 : 01:15	Auto	29	24	154	15		
	Heavy Vehicle	-	-	18	-		
01:15 : 01:30	Auto	30	26	153	12		
	Heavy Vehicle	1	-	13	-		
01:30 : 01:45	Auto	32	21	130	12		
	Heavy Vehicle	1	1	14	-		
01:45 : 02:00	Auto	37	20	114	21		
	Heavy Vehicle	1	-	9	-		

TRIP CONSULTANTS CORP.

Traffic Recording & Information Processing

2 SURVEYORS

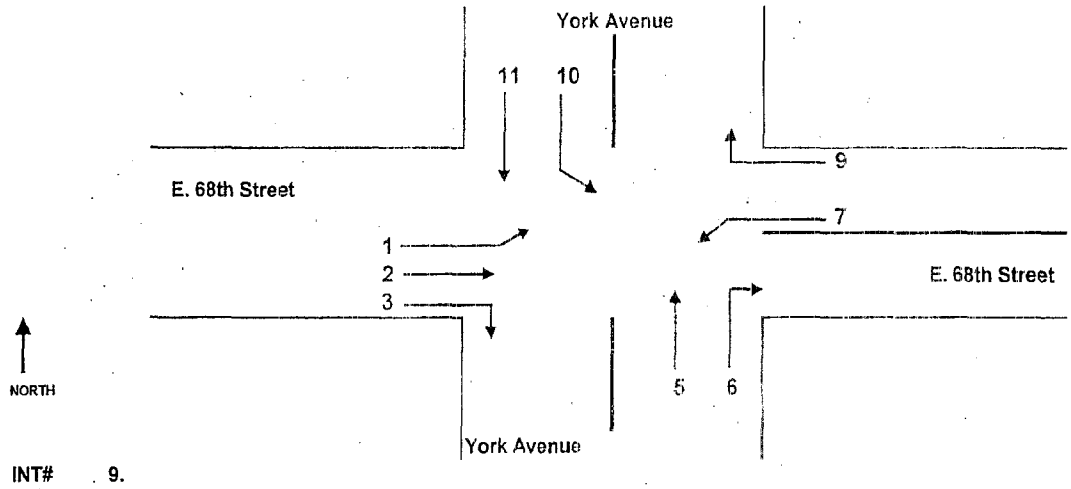

INT# 9.

INTERSECTION: YORK AVENUE @ 68TH STREET

Surveyor's Name: YANA RYABYUK				COUNTER #	2252	DRIVER	YES / NO
PEAK 04:30PM - 06:30PM		MOVEMENT NUMBER				Date: March 22, 2007	
TIME	VEHICLE TYPE	7	9	10	10		
04:30 : 04:45	Auto	23	21	190	4		
	Heavy Vehicle	–	–	9	–		
04:45 : 05:00	Auto	19	14	147	14		
	Heavy Vehicle	–	–	5	–		
05:00 : 05:15	Auto	33	18	183	6		
	Heavy Vehicle	–	–	9	–		
05:15 : 05:30	Auto	17	13	154	7		
	Heavy Vehicle	1	–	7	–		
05:30 : 05:45	Auto	15	8	166	10		
	Heavy Vehicle	–	–	7	–		
05:45 : 06:00	Auto	23	14	153	13		
	Heavy Vehicle	1	1	10	–		
06:00 : 06:15	Auto	13	8	181	18		
	Heavy Vehicle	–	–	6	–		
06:15 : 06:30	Auto	21	13	152	14		
	Heavy Vehicle	–	–	4	–		

TRIP CONSULTANTS CORP.

Traffic Recording & Information Processing

2 SURVEYORS

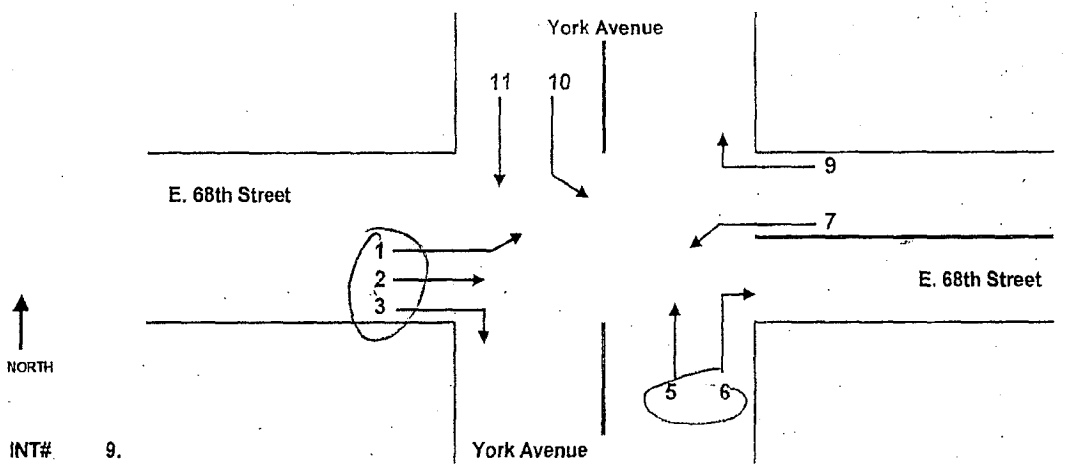

INTERSECTION: YORK AVENUE @ 68TH STREET

Surveyor's Name: ANDREY MILYUKOV				COUNTER #		DRIVER	YES / NO
PEAK 07:00AM - 09:00AM				MOVEMENT NUMBER		Date: March 27, 2007	
TIME	VEHICLE TYPE	1	2	3	5	6	
07:00 : 07:15	Auto	26	25	31	140	12	
	Heavy Vehicle			4	5	1	
07:15 : 07:30	Auto	24	23	23	141	16	
	Heavy Vehicle	2		3	2		
07:30 : 07:45	Auto	25	15	43	134	23	
	Heavy Vehicle	2		4	5		
07:45 : 08:00	Auto	19	18	43	166	24	
	Heavy Vehicle	1		7	11		
08:00 : 08:15	Auto	17	5	25	110	11	
	Heavy Vehicle	3		8	3		
08:15 : 08:30	Auto	14	11	52	146	16	
	Heavy Vehicle	4		9	7		
08:30 : 08:45	Auto	29	5	27	157	18	
	Heavy Vehicle	2	1	6	4		
08:45 : 09:00	Auto	28	12	48	128	12	
	Heavy Vehicle			5	12		

TRIP CONSULTANTS CORP.

Traffic Recording & Information Processing

2 SURVEYORS

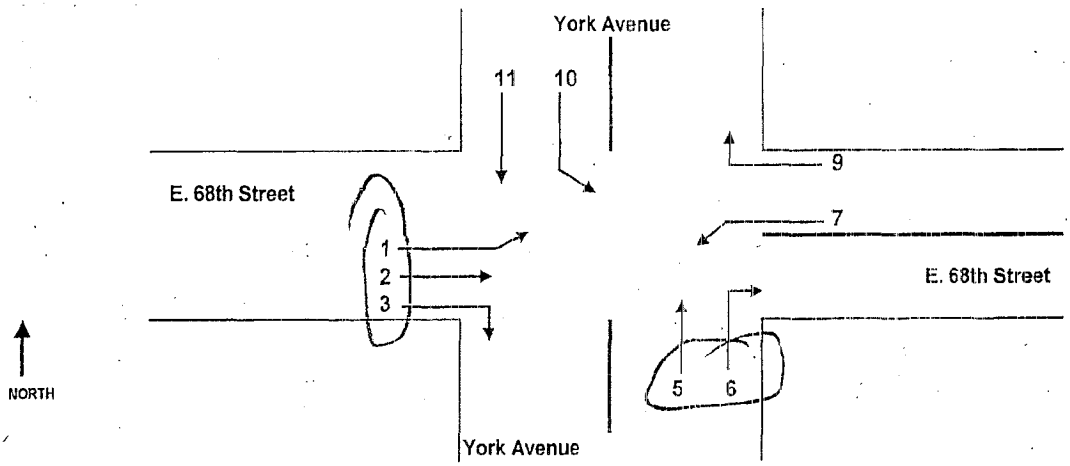

INT# 9.

INTERSECTION: YORK AVENUE @ 68TH STREET

Surveyor's Name: ANDREW MILYUKOV | COUNTER # | DRIVER | YES / NO

PEAK: 12:00PM - 02:00PM | MOVEMENT NUMBER | Date: March 27, 2007

TIME	VEHICLE TYPE	1	2	3	5	6	
12:00 : 12:15	Auto	14	13	50	134	19	
	Heavy Vehicle	1		4	5		
12:15 : 12:30	Auto	12	9	47	135	20	
	Heavy Vehicle		1	2	3		
12:30 : 12:45	Auto	8	10	50	140	23	
	Heavy Vehicle	1		8	3		
12:45 : 01:00	Auto	17	37	44	105	21	
	Heavy Vehicle	2	6		9	3	
01:00 : 01:15	Auto	14	8	41	106	21	
	Heavy Vehicle	2	1	4	5	1	
01:15 : 01:30	Auto	11	19	24	119	24	
	Heavy Vehicle	1		5	3		
01:30 : 01:45	Auto	7	9	34	103	25	
	Heavy Vehicle			6	8		
01:45 : 02:00	Auto	11	11	37	129	19	
	Heavy Vehicle			2	3		

TRIP CONSULTANTS CORP.

Traffic Recording & Information Processing

2 SURVEYORS

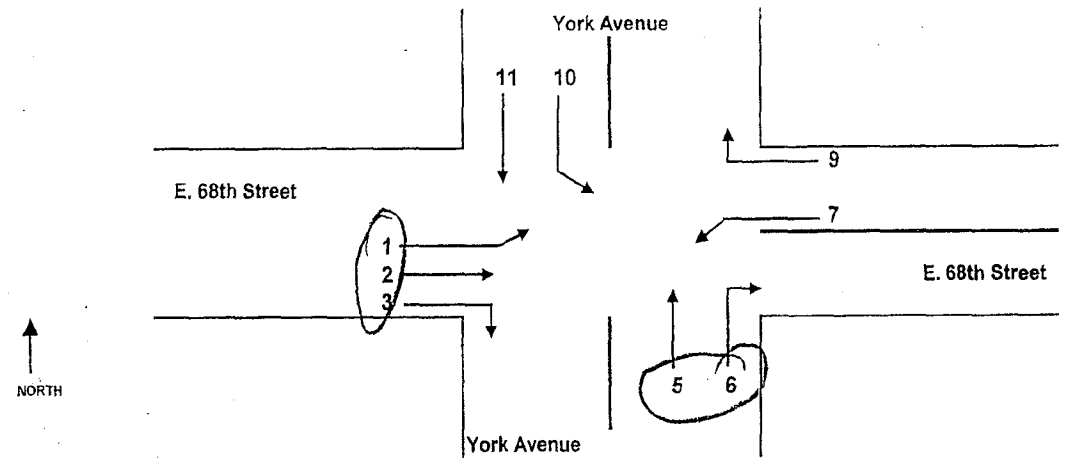

INT# 9.

INTERSECTION: YORK AVENUE @ 68TH STREET

Surveyor's Name: ANDREY MILYUKOV | COUNTER # | | DRIVER | YES / NO

PEAK 04:30PM - 06:30PM | MOVEMENT NUMBER | Date: March 27 2007

TIME	VEHICLE TYPE	1	2	3	5	6	
04:30 : 04:45	Auto	7	6	35	115	12	
	Heavy Vehicle	1		4	5	1	
04:45 : 05:00	Auto	20	10	39	106	16	
	Heavy Vehicle			5	3	1	
05:00 : 05:15	Auto	6	3	24	101	11	
	Heavy Vehicle	1		4	4		
05:15 : 05:30	Auto	3	8	30	99	7	9
	Heavy Vehicle			4	4		
05:30 : 05:45	Auto	5	5	38	93	12	
	Heavy Vehicle			3	1		
05:45 : 06:00	Auto	7	11	24	105	16	
	Heavy Vehicle	1		3	4		
06:00 : 06:15	Auto	4	7	19	74	6	
	Heavy Vehicle	1		3	3		
06:15 : 06:30	Auto	7	7	25	90	10	
	Heavy Vehicle	1		5	4		
		1	2	3	5	6	

TRIP CONSULTANTS CORP.

Traffic Recording & Information Processing

2 SURVEYORS

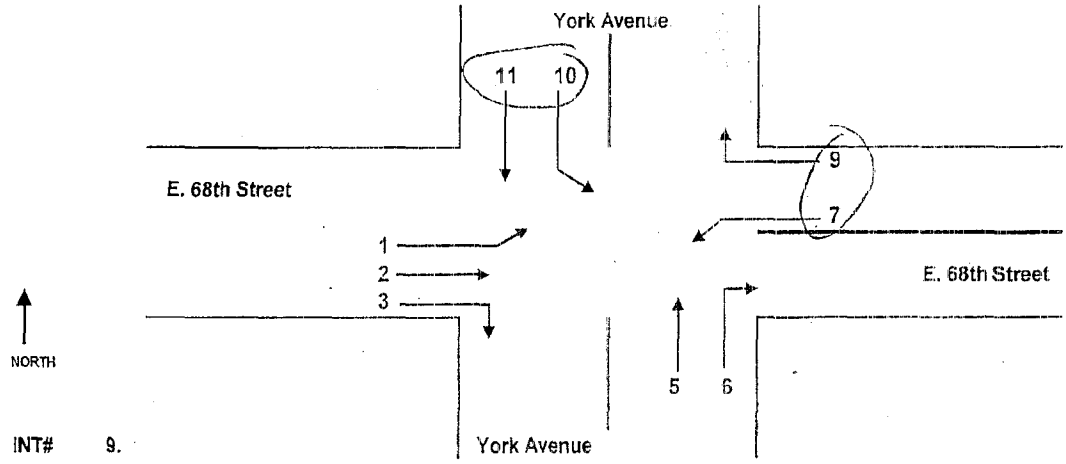

INT# 9.

INTERSECTION: YORK AVENUE @ 68TH STREET

Surveyor's Name: Kirill Muchnik				COUNTER #	2280	DRIVER	YES / NO
PEAK 07:00AM - 09:00AM		MOVEMENT NUMBER				Date: March 29, 2007	
TIME	VEHICLE TYPE	7	9	10	11		
07:00 : 07:15	Auto	18	10	13	108		
	Heavy Vehicle	1	—	—	10		
07:15 : 07:30	Auto	20	18	10	99		
	Heavy Vehicle	—	—	—	8		
07:30 : 07:45	Auto	16	18	5	118		
	Heavy Vehicle	—	—	—	18		
07:45 : 08:00	Auto	16	21	10	131		
	Heavy Vehicle	—	—	—	16		
08:00 : 08:15	Auto	29	17	7	133		
	Heavy Vehicle	—	—	—	19		
08:15 : 08:30	Auto	20	12	—	138		
	Heavy Vehicle	—	—	—	18		
08:30 : 08:45	Auto	16	11	5	154		
	Heavy Vehicle	—	—	—	8		
08:45 : 09:00	Auto	21	17	6	199		
	Heavy Vehicle	1	—	—	11		

TRIP CONSULTANTS CORP.

Traffic Recording & Information Processing

2 SURVEYORS

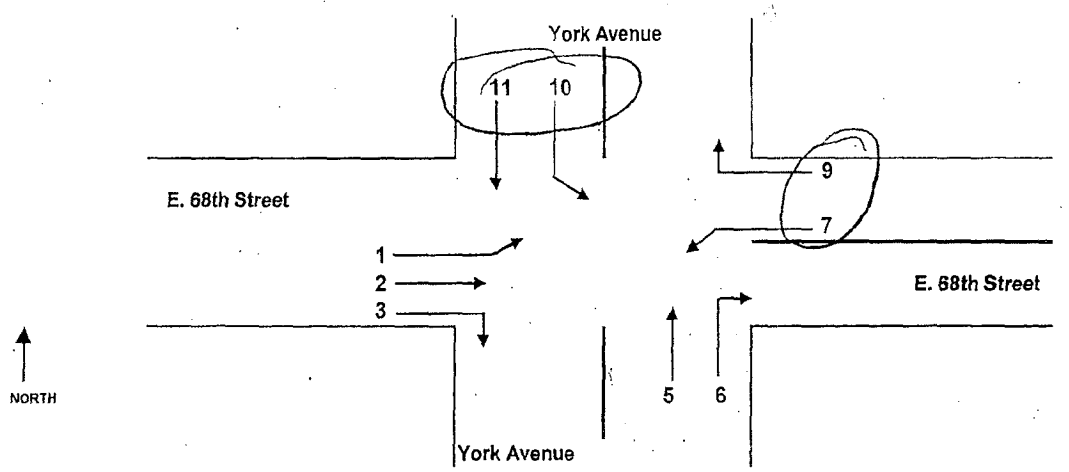

INT# 9.

INTERSECTION: YORK AVENUE @ 68TH STREET

Surveyor's Name:	Kirpe Muchnik		COUNTER #	2280	DRIVER	YES / NO ✓
PEAK 12:00PM - 02:00PM		MOVEMENT NUMBER			Date: March 29 2007	
TIME	VEHICLE TYPE	7	9	10	11	
12:00 : 12:15	Auto	30	24	16	181	
	Heavy Vehicle	1	2	-	16	
12:15 : 12:30	Auto	44	22	12	133	
	Heavy Vehicle	-	-	-	5	
12:30 : 12:45	Auto	37	14	19	143	
	Heavy Vehicle	-	1	-	14	
12:45 : 01:00	Auto	32	31	15	119	
	Heavy Vehicle	1	-	-	9	
01:00 : 01:15	Auto	26	24	17	130	
	Heavy Vehicle	3	1	-	13	
01:15 : 01:30	Auto	33	22	8	103	
	Heavy Vehicle	-	1	-	20	
01:30 : 01:45	Auto	29	20	13	141	
	Heavy Vehicle	1	1	-	10	
01:45 : 02:00	Auto	38	18	18	121	
	Heavy Vehicle	1	-	-	10	

TRIP CONSULTANTS CORP.

Traffic Recording & Information Processing

2 SURVEYORS

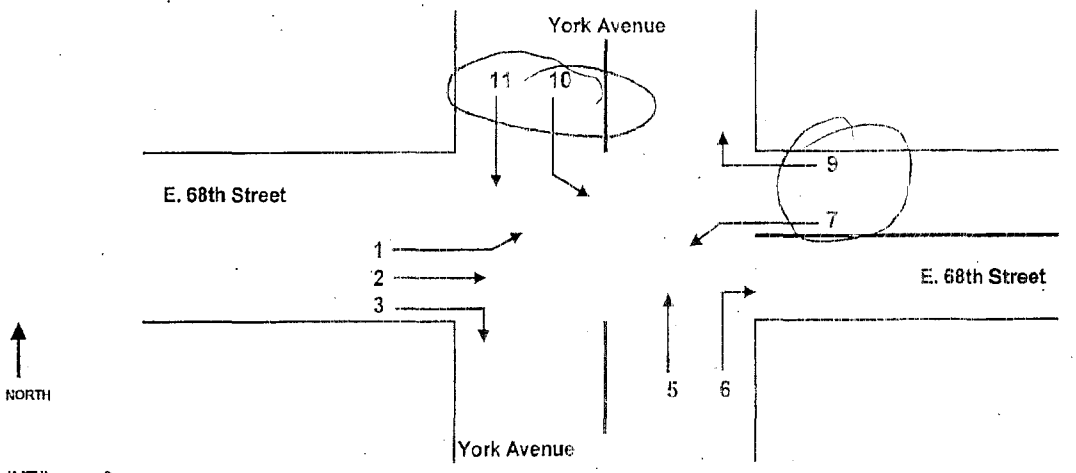

INT# 9.

INTERSECTION: YORK AVENUE @ 68TH STREET

Surveyor's Name: Cville Mucharik				COUNTER # 2280		DRIVER	YES / NO
PEAK 04:30PM - 06:30PM		MOVEMENT NUMBER				Date: March 29 2007	
TIME	VEHICLE TYPE	7	9	10	11		
04:30 : 04:45	Auto	20	14	8	169		
	Heavy Vehicle	2	1	1	13		
04:45 : 05:00	Auto	23	19	11	151		
	Heavy Vehicle	-	1	1	6		
05:00 : 05:15	Auto	21	16	14	173		
	Heavy Vehicle	2	1	-	10		
05:15 : 05:30	Auto	17	13	5	179		
	Heavy Vehicle	-	-	-	5		
05:30 : 05:45	Auto	22	11	6	186		
	Heavy Vehicle	-	-	-	10		
05:45 : 06:00	Auto	26	16	10	182		
	Heavy Vehicle	1	-	-	-		
06:00 : 06:15	Auto	27	9	16	167		
	Heavy Vehicle	-	-	2	2		
06:15 : 06:30	Auto	35	18	12	170		
	Heavy Vehicle	-	-	-	6		

TRIP CONSULTANTS CORP.

Traffic Recording & Information Processing

2 SURVEYORS

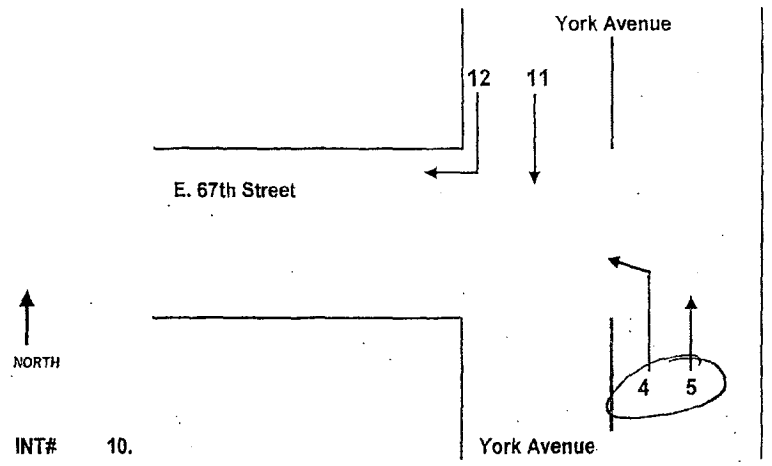

INTERSECTION: YORK AVENUE @ 67TH STREET

Surveyor's Name: Roman Babadzhanov		COUNTER #				DRIVER	YES / NO
PEAK 07:00AM - 09:00AM		MOVEMENT NUMBER				Date: March 27, 2007	
TIME	VEHICLE TYPE	4	5				
07:00 : 07:15	Auto	20	183				
	Heavy Vehicle	2	7				
07:15 : 07:30	Auto	11	213				
	Heavy Vehicle	1	2				
07:30 : 07:45	Auto	10	174				
	Heavy Vehicle	1	9				
07:45 : 08:00	Auto	6	204				
	Heavy Vehicle	—	7				
08:00 : 08:15	Auto	28	213				
	Heavy Vehicle	3	2				
08:15 : 08:30	Auto	16	203				
	Heavy Vehicle	1	6				
08:30 : 08:45	Auto	7	183				
	Heavy Vehicle	—	7				
08:45 : 09:00	Auto	11	154				
	Heavy Vehicle	1	7				

TRIP CONSULTANTS CORP.

Traffic Recording & Information Processing

2 SURVEYORS

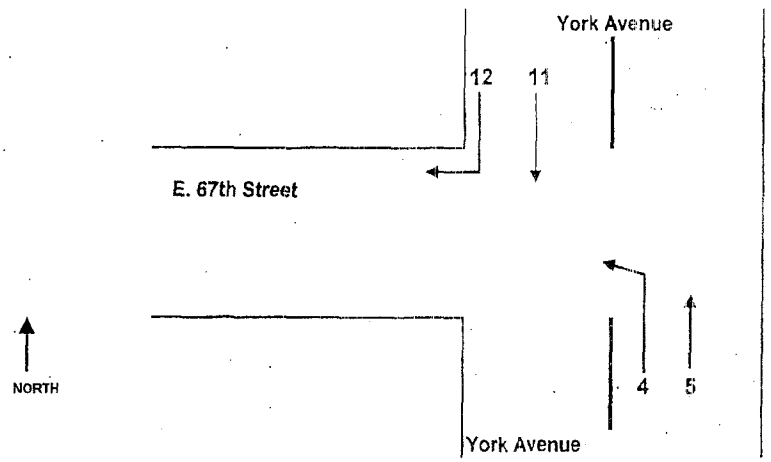

INT# 10.

INTERSECTION: YORK AVENUE @ 67TH STREET

Surveyor's Name:				COUNTER #		DRIVER	YES / NO
PEAK 12:00PM-02:00PM		MOVEMENT NUMBER				Date: March	2007
PERIOD TIME	VEHICLE TYPE	4	5				
12:00 : 12:15	Auto	20	162				
	Heavy Vehicle	2	5				
12:15 : 12:30	Auto	21	160				
	Heavy Vehicle	1	10				
12:30 : 12:45	Auto	15	108				
	Heavy Vehicle	2	7				
12:45 : 01:00	Auto	15	120				
	Heavy Vehicle	—	5				
01:00 : 01:15	Auto	12	150				
	Heavy Vehicle	1	8				
01:15 : 01:30	Auto	12	204				
	Heavy Vehicle	—	7				
01:30 : 01:45	Auto	11	172				
	Heavy Vehicle	—	7				
01:45 : 02:00	Auto	22	137				
	Heavy Vehicle	1	8				

TRIP CONSULTANTS CORP.

Traffic Recording & Information Processing

2 SURVEYORS

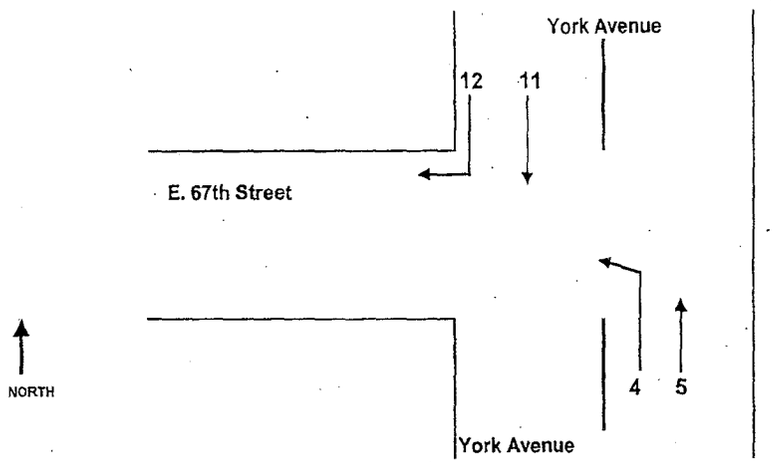

INT# 10.

INTERSECTION: YORK AVENUE @ 67TH STREET

Surveyor's Name:				COUNTER #		DRIVER	YES / NO
PEAK 04:30PM - 06:30PM		MOVEMENT NUMBER				Date March	2007
TIME	VEHICLE TYPE	4	5				
04:30 : 04:45	Auto	15	159				
	Heavy Vehicle	1	3				
04:45 : 05:00	Auto	6	143				
	Heavy Vehicle	—	4				
05:00 : 05:15	Auto	6	137				
	Heavy Vehicle	1	2				
05:15 : 05:30	Auto	5	146				
	Heavy Vehicle	—	2				
05:30 : 05:45	Auto	7	145				
	Heavy Vehicle	—	3				
05:45 : 06:00	Auto	7	136				
	Heavy Vehicle	—	4				
06:00 : 06:15	Auto	6	163				
	Heavy Vehicle	—	2				
06:15 : 06:30	Auto	4	137				
	Heavy Vehicle	—	1				

TRIP CONSULTANTS CORP.

Traffic Recording & Information Processing

2 SURVEYORS

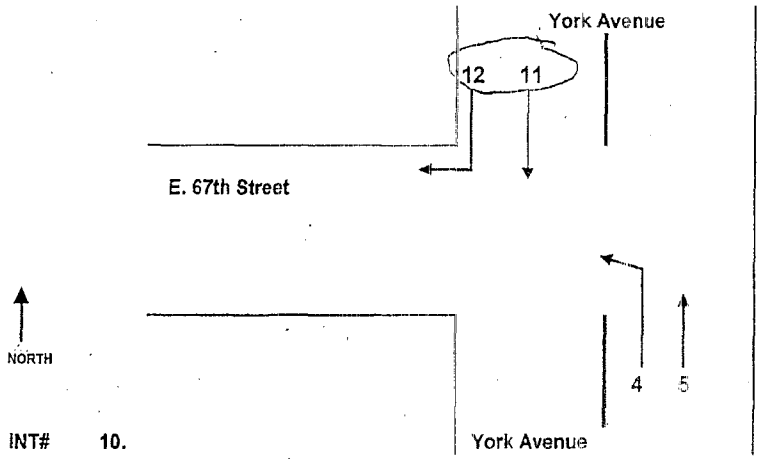

INT# 10.

INTERSECTION: YORK AVENUE @ 67TH STREET

Surveyor's Name: Milana Yeremeyeva				COUNTER #		DRIVER	YES / NO
PEAK 07:00AM - 09:00AM		MOVEMENT NUMBER				Date March 12	2007
TIME	VEHICLE TYPE	11	12				
07:00 : 07:15	Auto	161	22				
	Heavy Vehicle	17	9				
07:15 : 07:30	Auto	155	29				
	Heavy Vehicle	19	6				
07:30 : 07:45	Auto	141	22				
	Heavy Vehicle	14	7				
07:45 : 08:00	Auto	146	23				
	Heavy Vehicle	22	6				
08:00 : 08:15	Auto	189	25				
	Heavy Vehicle	22	8				
08:15 : 08:30	Auto	194	30				
	Heavy Vehicle	23	9				
08:30 : 08:45	Auto	149	22				
	Heavy Vehicle	21	6				
08:45 : 09:00	Auto	155	24				
	Heavy Vehicle	20	10				

TRIP CONSULTANTS CORP.

Traffic Recording & Information Processing

2 SURVEYORS

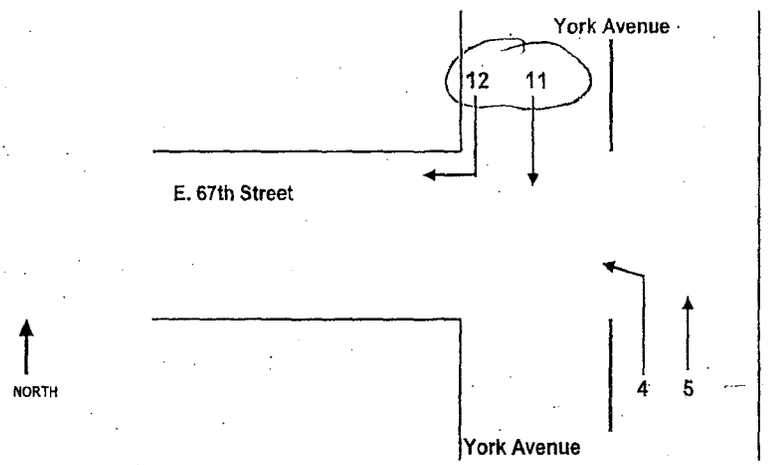

INT# 10.

INTERSECTION: YORK AVENUE @ 67TH STREET

Surveyor's Name: Milana Yeremeyeva				COUNTER #		DRIVER	YES / NO
PEAK 12:00PM - 02:00PM		MOVEMENT NUMBER				Date: March 22, 2007	
TIME	VEHICLE TYPE	11	12N				
12:00 : 12:15	Auto	150	44				
	Heavy Vehicle	16	4				
12:15 : 12:30	Auto	170	37				
	Heavy Vehicle	16	4				
12:30 : 12:45	Auto	156	31				
	Heavy Vehicle	11	3				
12:45 : 01:00	Auto	157	26				
	Heavy Vehicle	13	5				
01:00 : 01:15	Auto	171	37				
	Heavy Vehicle	15	7				
01:15 : 01:30	Auto	151	29				
	Heavy Vehicle	13	8				
01:30 : 01:45	Auto	141	30				
	Heavy Vehicle	12	6				
01:45 : 02:00	Auto	138	31				
	Heavy Vehicle	9	4				

TRIP CONSULTANTS CORP.

Traffic Recording & Information Processing

2 SURVEYORS

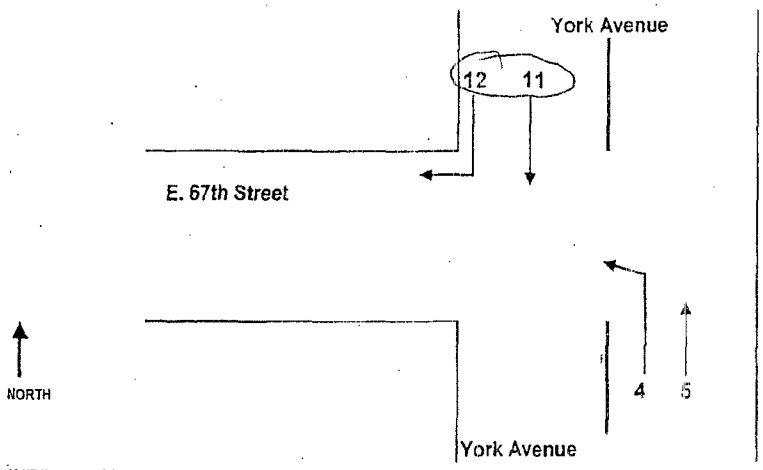

INT# 10.

INTERSECTION: YORK AVENUE @ 67TH STREET

Surveyor's Name: Milana Yeremeyeve				COUNTER #		DRIVER	YES / NO
PEAK 04:30PM - 06:30PM		MOVEMENT NUMBER				Date: March 22, 2007	
TIME	VEHICLE TYPE	11	12				
04:30 : 04:45	Auto	200	32				
	Heavy Vehicle	12	5				
04:45 : 05:00	Auto	168	31				
	Heavy Vehicle	8	4				
05:00 : 05:15	Auto	167	27				
	Heavy Vehicle	8	5				
05:15 : 05:30	Auto	168	27				
	Heavy Vehicle	8	6				
05:30 : 05:45	Auto	158	32				
	Heavy Vehicle	6	4				
05:45 : 06:00	Auto	153	29				
	Heavy Vehicle	5	6				
06:00 : 06:15	Auto	148	30				
	Heavy Vehicle	4	4				
06:15 : 06:30	Auto	146	29				
	Heavy Vehicle	4	3				

TRIP CONSULTANTS CORP.

Traffic Recording & Information Processing

2 SURVEYORS

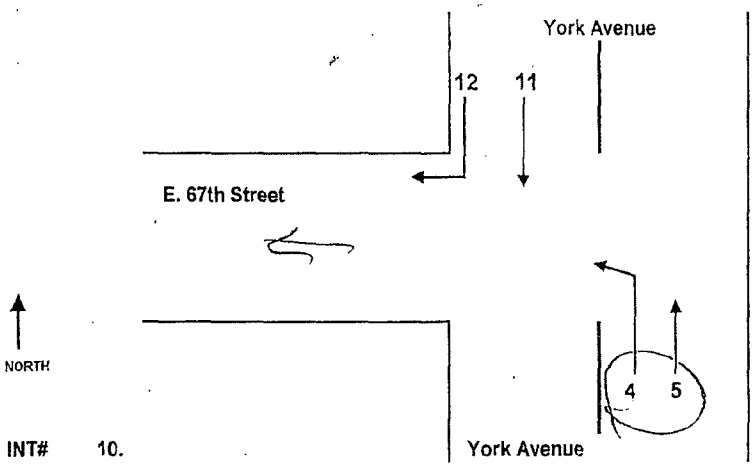

(347)907-2600

INTERSECTION: YORK AVENUE @ 67TH STREET

Surveyor's Name: Roman Babadmanov		COUNTER #			DRIVER	YES / NO
PEAK 07:00AM - 09:00AM		MOVEMENT NUMBER			Date: March 28, 2007	
TIME	VEHICLE TYPE	4 ←	5 ←			
07:00 : 07:15	Auto	9	177			
	Heavy Vehicle	2	5			
07:15 : 07:30	Auto	8	188			
	Heavy Vehicle	2	7			
07:30 : 07:45	Auto	15	220			
	Heavy Vehicle	2	5			
07:45 : 08:00	Auto	11	203			
	Heavy Vehicle	—	5			
08:00 : 08:15	Auto	18	230			
	Heavy Vehicle	3	10			
08:15 : 08:30	Auto	26	228			
	Heavy Vehicle	—	6			
08:30 : 08:45	Auto	17	194			
	Heavy Vehicle	1	8			
08:45 : 09:00	Auto	12	186			
	Heavy Vehicle	3	11			

TRIP CONSULTANTS CORP.

Traffic Recording & Information Processing

2 SURVEYORS

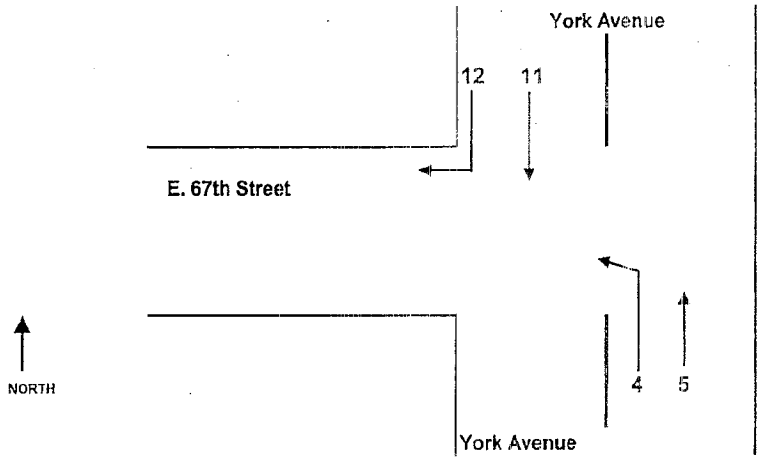

INT# 10.

INTERSECTION: YORK AVENUE @ 67TH STREET

Surveyor's Name:				COUNTER #		DRIVER	YES / NO
PEAK 12:00PM - 02:00PM		MOVEMENT NUMBERS				Date: March 28, 2007	
TIME	VEHICLE TYPE	4	5				
12:00 : 12:15	Auto	24	189				
	Heavy Vehicle	1	13				
12:15 : 12:30	Auto	13	183				
	Heavy Vehicle	3	14				
12:30 : 12:45	Auto	14	157				
	Heavy Vehicle	—	8				
12:45 : 01:00	Auto	20	151				
	Heavy Vehicle	—	5				
01:00 : 01:15	Auto	19	197				
	Heavy Vehicle	1	8				
01:15 : 01:30	Auto	23	138				
	Heavy Vehicle	—	5				
01:30 : 01:45	Auto	20	133				
	Heavy Vehicle	2	6				
01:45 : 02:00	Auto	10	117				
	Heavy Vehicle	—	3				

TRIP CONSULTANTS CORP.

Traffic Recording & Information Processing

2 SURVEYORS

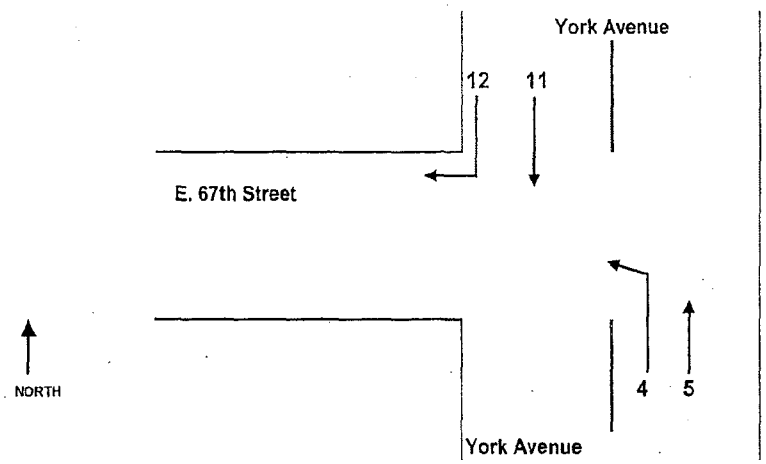

INT# 10.

INTERSECTION: YORK AVENUE @ 67TH STREET

Surveyor's Name:				COUNTER #		DRIVER	YES / NO
PEAK 04:30PM-06:30PM		MOVEMENT NUMBERS				Date: March 6 & 8, 2007	
TIME	VEHICLE TYPE	4	5				
04:30 : 04:45	Auto	11	132				
	Heavy Vehicle	–	5				
04:45 : 05:00	Auto	5	127				
	Heavy Vehicle	0	5				
05:00 : 05:15	Auto	1	121				
	Heavy Vehicle	–	5				
05:15 : 05:30	Auto	4	102				
	Heavy Vehicle	–	7				
05:30 : 05:45	Auto	9	121				
	Heavy Vehicle	–	1				
05:45 : 06:00	Auto	7	101				
	Heavy Vehicle	1	3				
06:00 : 06:15	Auto	7	90				
	Heavy Vehicle	–	2				
06:15 : 06:30	Auto	14	134				
	Heavy Vehicle	–	2				

TRIP CONSULTANTS CORP.

Traffic Recording & Information Processing

2 SURVEYORS

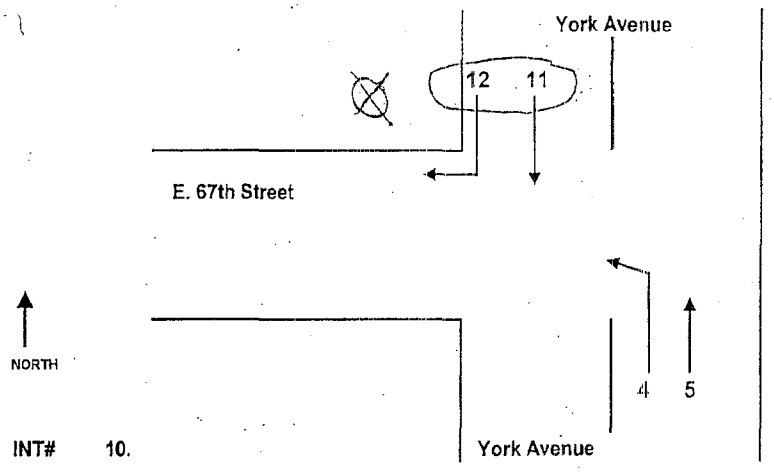

INTERSECTION: YORK AVENUE @ 67TH STREET

Surveyor's Name: Artem Galynkin				COUNTER #	2270	DRIVER	YES / NO
PEAK 07:00AM - 09:00AM		MOVEMENT NUMBER			Date: March 28		2007
TIME	VEHICLE TYPE	11	12				
07:00 : 07:15	Auto	167	29				
	Heavy Vehicle	10	6				
07:15 : 07:30	Auto	125	25				
	Heavy Vehicle	5	7				
07:30 : 07:45	Auto	144	22				
	Heavy Vehicle	15	6				
07:45 : 08:00	Auto	125	29				
	Heavy Vehicle	12	5				
08:00 : 08:15	Auto	188	27				
	Heavy Vehicle	20	4				
08:15 : 08:30	Auto	166	38				
	Heavy Vehicle	14	6				
08:30 : 08:45	Auto	169	20				
	Heavy Vehicle	12	12				
08:45 : 09:00	Auto	135	22				
	Heavy Vehicle	11	7				

TRIP CONSULTANTS CORP.

Traffic Recording & Information Processing

2 SURVEYORS

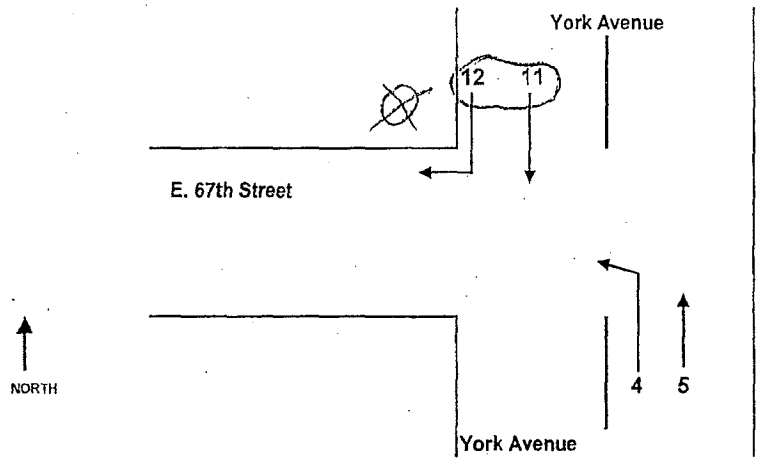

INT# 10.

INTERSECTION: YORK AVENUE @ 67TH STREET

Surveyor's Name: Artem Galyukin				COUNTER # 2270		DRIVER	YES / NO
PEAK 12:00PM - 02:00PM				MOVEMENT NUMBER		Date: March 22, 2007	
TIME	VEHICLE TYPE	11	12				
12:00 : 12:15	Auto	175	26				
	Heavy Vehicle	24	6				
12:15 : 12:30	Auto	188	20				
	Heavy Vehicle	7	4				
12:30 : 12:45	Auto	184	18				
	Heavy Vehicle	18	7				
12:45 : 01:00	Auto	185	43				
	Heavy Vehicle	13	4				
01:00 : 01:15	Auto	195	37				
	Heavy Vehicle	14	6				
01:15 : 01:30	Auto	175	23				
	Heavy Vehicle	15	9				
01:30 : 01:45	Auto	198	29				
	Heavy Vehicle	16	3				
01:45 : 02:00	Auto	149	40				
	Heavy Vehicle	11	6				

TRIP CONSULTANTS CORP.

Traffic Recording & Information Processing

2 SURVEYORS

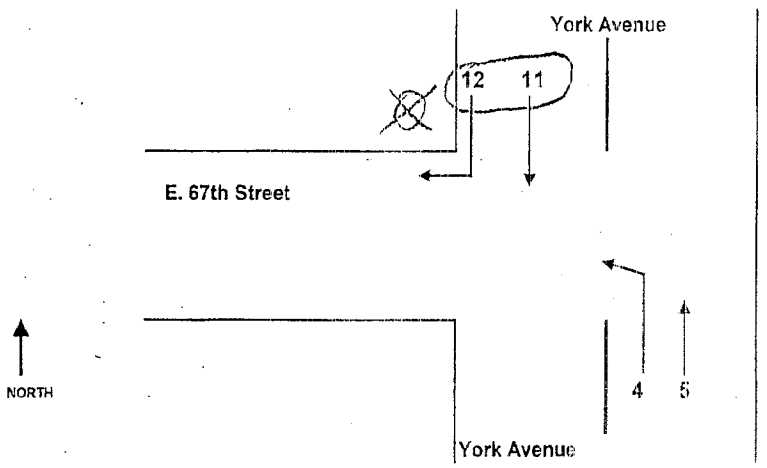

INT# 10.

INTERSECTION: YORK AVENUE @ 67TH STREET

Surveyor's Name: Artem Galynkin				COUNTER #	2270	DRIVER	YES / NO
PEAK 04:30PM - 06:30PM		MOVEMENT NUMBER			Date: March 26, 2007		
TIME	VEHICLE TYPE	11	12				
04:30 : 04:45	Auto	243	23				
	Heavy Vehicle	8	5				
04:45 : 05:00	Auto	190	28				
	Heavy Vehicle	4	4				
05:00 : 05:15	Auto	215	38				
	Heavy Vehicle	7	4				
05:15 : 05:30	Auto	195	25				
	Heavy Vehicle	5	4				
05:30 : 05:45	Auto	217	42				
	Heavy Vehicle	10	5				
05:45 : 06:00	Auto	173	35				
	Heavy Vehicle	10	5				
06:00 : 06:15	Auto	234	37				
	Heavy Vehicle	4	3				
06:15 : 06:30	Auto	174	43				
	Heavy Vehicle	5	5				

TRIP CONSULTANTS CORP.

Traffic Recording & Information Processing

2 SURVEYORS

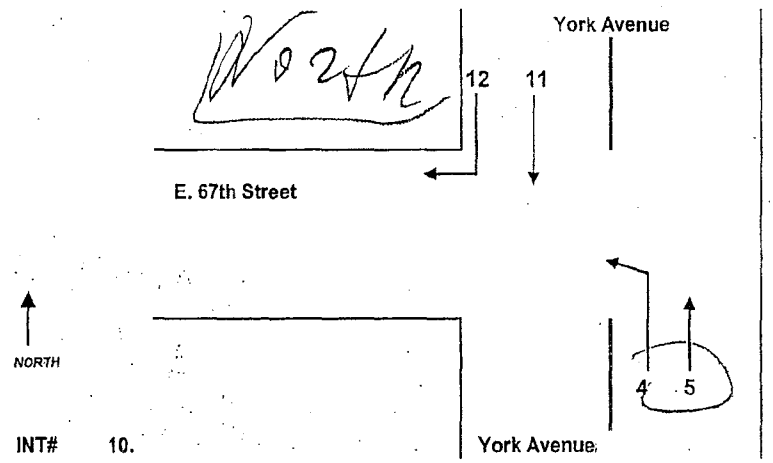

INTERSECTION: YORK AVENUE @ 67TH STREET

Surveyor's Name: Shenkman Gary				COUNTER #		DRIVER	YES / NO
PEAK 07:00AM - 09:00AM			MOVEMENT NUMBER			Date March 29, 2007	
TIME	VEHICLE TYPE	4	5				
07:00 : 07:15	Auto	10	160				
	Heavy Vehicle	1	6				
07:15 : 07:30	Auto	6	177				
	Heavy Vehicle	3	1				
07:30 : 07:45	Auto	14	164				
	Heavy Vehicle	-	7				
07:45 : 08:00	Auto	16	169				
	Heavy Vehicle	3	9				
08:00 : 08:15	Auto	20	157				
	Heavy Vehicle	-	4				
08:15 : 08:30	Auto	16	194				
	Heavy Vehicle	1	8				
08:30 : 08:45	Auto	9	184				
	Heavy Vehicle	2	6				
08:45 : 09:00	Auto	10	181				
	Heavy Vehicle	2	11				

TRIP CONSULTANTS CORP.

Traffic Recording & Information Processing

2 SURVEYORS

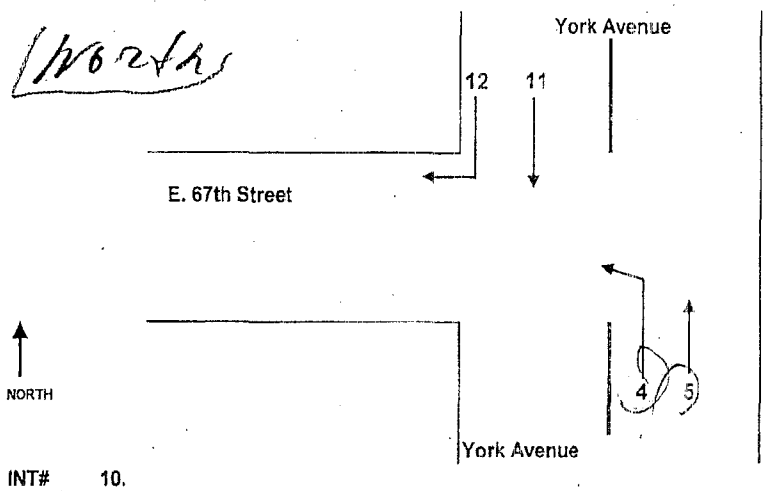

INT# 10.

INTERSECTION: YORK AVENUE @ 67TH STREET

Surveyor's Name: Shekhtman Guy | COUNTER # | DRIVER | YES / NO

PEAK 12:00PM-02:00PM | MOVEMENT NUMBER | Date: March 29, 2007

TIME	VEHICLE TYPE	(4)	(5)
12:00 : 12:15	Auto	16	137
	Heavy Vehicle	1	5
12:15 : 12:30	Auto	20	161
	Heavy Vehicle	3	6
12:30 : 12:45	Auto	5	158
	Heavy Vehicle	1	3
12:45 : 01:00	Auto	17	138
	Heavy Vehicle	1	9
01:00 : 01:15	Auto	16	127
	Heavy Vehicle	—	6
01:15 : 01:30	Auto	10	161
	Heavy Vehicle	—	4
01:30 : 01:45	Auto	15	128
	Heavy Vehicle	—	8
01:45 : 02:00	Auto	19	152
	Heavy Vehicle	1	5

TRIP CONSULTANTS CORP.

Traffic Recording & Information Processing

2 SURVEYORS

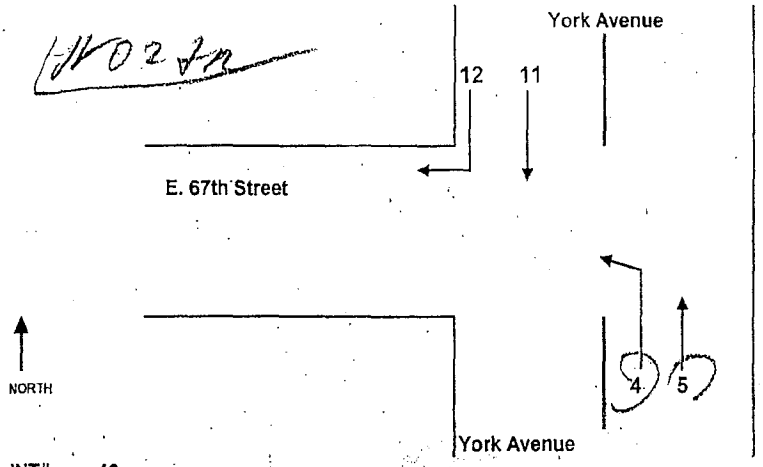

INT# 10.

INTERSECTION: YORK AVENUE @ 67TH STREET

Surveyor's Name:				COUNTER #		DRIVER	YES / NO
PEAK 04:30PM - 06:30PM		MOVEMENT NUMBER				Date: March	2007
TIME	VEHICLE TYPE						
04:30 : 04:45	Auto	5	129				
	Heavy Vehicle	1	5				
04:45 : 05:00	Auto	11	132				
	Heavy Vehicle	—	3				
05:00 : 05:15	Auto	6	111				
	Heavy Vehicle	—	4				
05:15 : 05:30	Auto	7	120				
	Heavy Vehicle	—	4				
05:30 : 05:45	Auto	7	110				
	Heavy Vehicle	—	2				
05:45 : 06:00	Auto	5	128				
	Heavy Vehicle	—	4				
06:00 : 06:15	Auto	4	109				
	Heavy Vehicle	1	5				
06:15 : 06:30	Auto	8	129				
	Heavy Vehicle	—	5				

TRIP CONSULTANTS CORP.

Traffic Recording & Information Processing

2 SURVEYORS

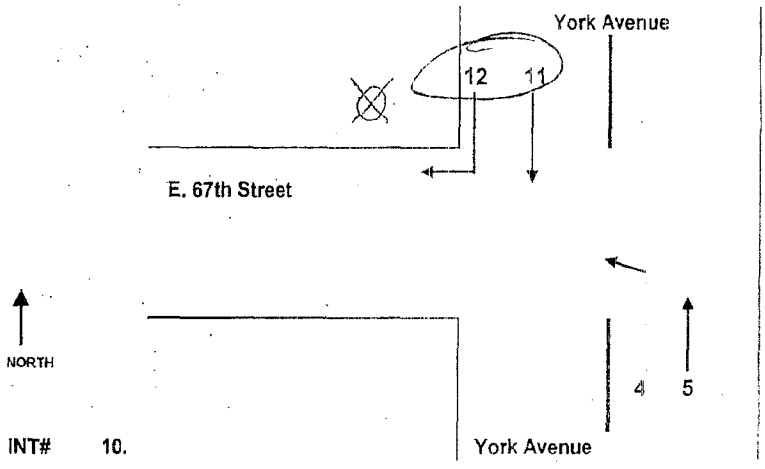

INTERSECTION: YORK AVENUE @ 67TH STREET

Surveyor's Name: Artem Galyntin				COUNTER # 2269		DRIVER	YES / NO
PEAK 07:00AM - 09:00AM		MOVEMENT NUMBER				Date March 29 2007	
TIME	VEHICLE TYPE	11	12				
07:00 : 07:15	Auto	136	16				
	Heavy Vehicle	9	6				
07:15 : 07:30	Auto	114	20				
	Heavy Vehicle	6	4				
07:30 : 07:45	Auto	171	21				
	Heavy Vehicle	19	5				
07:45 : 08:00	Auto	148	29				
	Heavy Vehicle	13	7				
08:00 : 08:15	Auto	166	22				
	Heavy Vehicle	18	10				
08:15 : 08:30	Auto	169	31				
	Heavy Vehicle	21	9				
08:30 : 08:45	Auto	203	33				
	Heavy Vehicle	13	4				
08:45 : 09:00	Auto	209	21				
	Heavy Vehicle	10	5				

TRIP CONSULTANTS CORP.

Traffic Recording & Information Processing

2 SURVEYORS

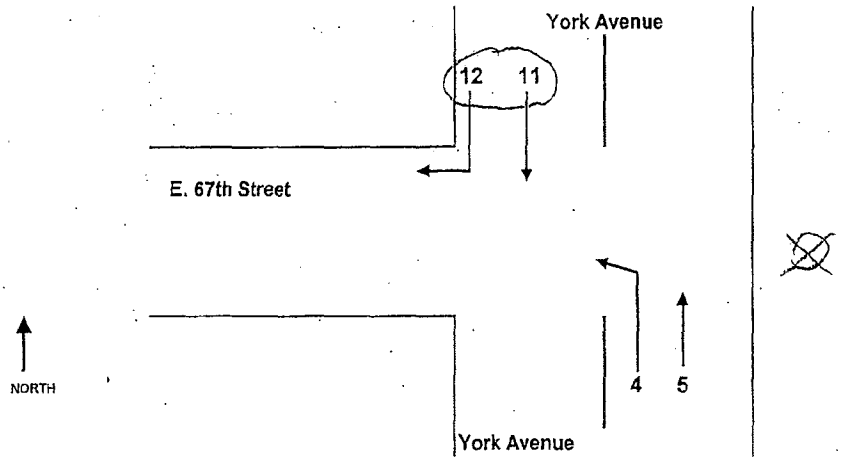

INT# 10.

INTERSECTION: YORK AVENUE @ 67TH STREET

Surveyor's Name: Artem Galyuk in				COUNTER # 2269		DRIVER	YES / NO
PEAK 12:00PM - 02:00PM			MOVEMENT NUMBER			Date: March 29, 2007	
START TIME	VEHICLE TYPE	11	12				
12:00 : 12:15	Auto	225	42				
	Heavy Vehicle	16	7				
12:15 : 12:30	Auto	181	33				
	Heavy Vehicle	7	1				
12:30 : 12:45	Auto	186	36				
	Heavy Vehicle	20	5				
12:45 : 01:00	Auto	158	15				
	Heavy Vehicle	10	7				
01:00 : 01:15	Auto	174	17				
	Heavy Vehicle	14	7				
01:15 : 01:30	Auto	160	15				
	Heavy Vehicle	23	5				
01:30 : 01:45	Auto	203	26				
	Heavy Vehicle	15	1				
01:45 : 02:00	Auto	155	20				
	Heavy Vehicle	10	3				

TRIP CONSULTANTS CORP.

Traffic Recording & Information Processing

2 SURVEYORS

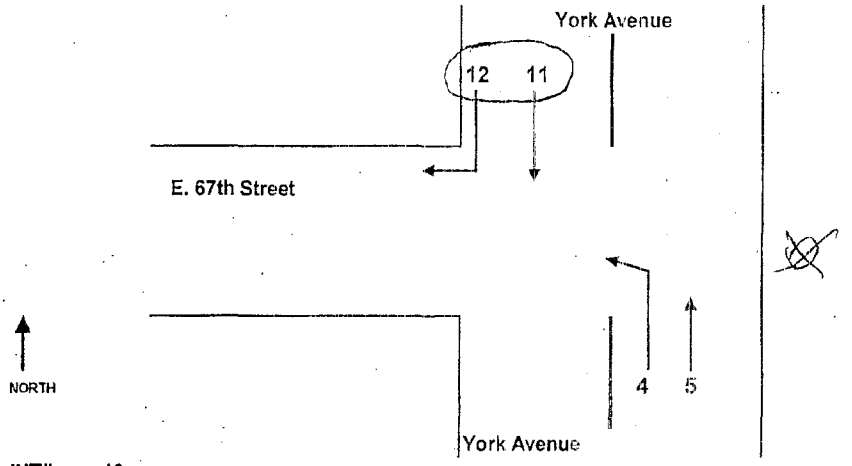

INT# 10.

INTERSECTION: YORK AVENUE @ 67TH STREET

Surveyor's Name: Artem Gafunkin				COUNTER # 2269		DRIVER	YES / NO
PEAK 04:30PM - 06:30PM		MOVEMENT NUMBER				Date: March 29, 2007	
TIME	VEHICLE TYPE	11	12				
04:30 : 04:45	Auto	217	28				
	Heavy Vehicle	15	3				
04:45 : 05:00	Auto	162	22				
	Heavy Vehicle	6	6				
05:00 : 05:15	Auto	211	25				
	Heavy Vehicle	12	5				
05:15 : 05:30	Auto	170	32				
	Heavy Vehicle	4	5				
05:30 : 05:45	Auto	234	20				
	Heavy Vehicle	9	5				
05:45 : 06:00	Auto	187	29				
	Heavy Vehicle	3	4				
06:00 : 06:15	Auto	189	38				
	Heavy Vehicle	9	3				
06:15 : 06:30	Auto	204	23				
	Heavy Vehicle	5	8				

TRIP CONSULTANTS CORP.

Traffic Recording & Information Processing

10 3

2 SURVEYORS

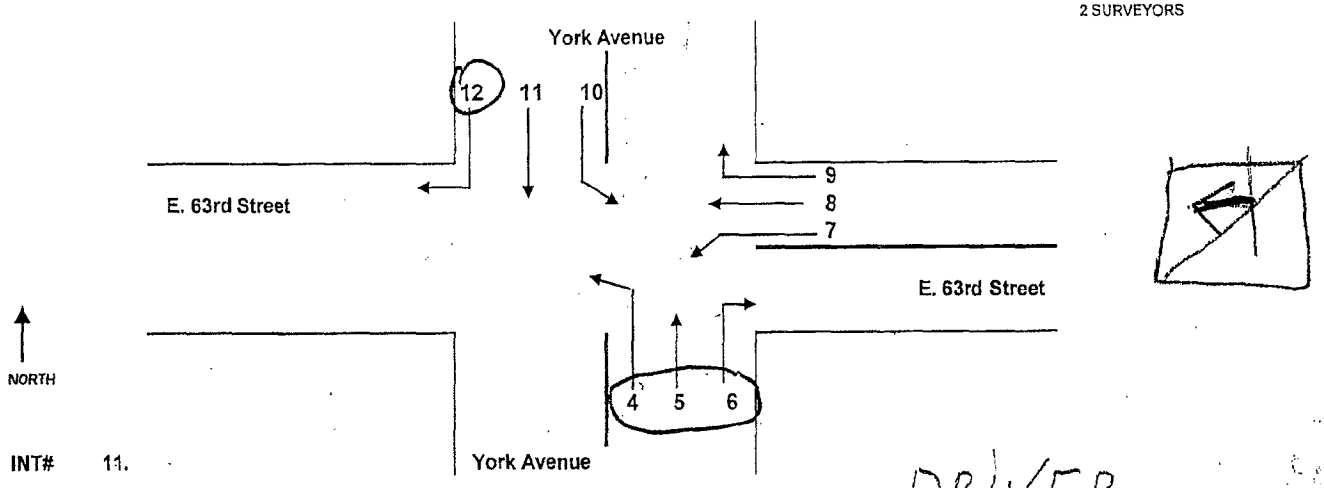

INT# 11.

DRIVER

INTERSECTION: YORK AVENUE @ 63RD STREET

Surveyor's Name: Valeriy Bozodin | COUNTER # | DRIVER | YES / NO

PEAK 07:00AM - 09:00AM | MOVEMENT NUMBER | Date March 27 2007

TIME	VEHICLE TYPE	4	5	6	12		
07:00 : 07:15	Auto	2	184	82	12		
	Heavy Vehicle	—	2	—	—		
07:15 : 07:30	Auto	—	190	102	17		
	Heavy Vehicle	—	2	—	1		
07:30 : 07:45	Auto	1	186	93	18		
	Heavy Vehicle	—	5	1	—		
07:45 : 08:00	Auto	—	224	100	18		
	Heavy Vehicle	—	10	—	1		
08:00 : 08:15	Auto	—	217	122	14		
	Heavy Vehicle	—	7	1	1		
08:15 : 08:30	Auto	—	209	128	10		
	Heavy Vehicle	—	7	1	—		
08:30 : 08:45	Auto	1	190	152	8		
	Heavy Vehicle	—	9	1	1		
08:45 : 09:00	Auto	1	178	147	7		
	Heavy Vehicle	—	7	—	1		

TRIP CONSULTANTS CORP.

Traffic Recording & Information Processing

2 SURVEYORS

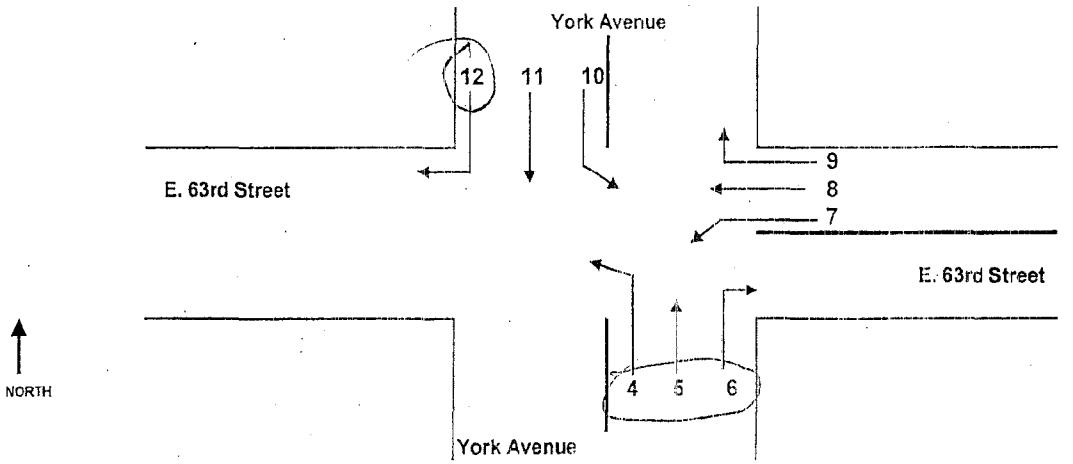

INT# 11.

INTERSECTION: YORK AVENUE @ 63RD STREET

DRIVER

Surveyor's Name: Valeriy Bozadim				COUNTER #		DRIVER	YES / NO
PEAK 12:00PM - 02:00PM			MOVEMENT NUMBER			Date: March 27, 2007	
TIME	VEHICLE TYPE	4	5	6	12		
12:00 : 12:15	Auto	—	157	86	4		
	Heavy Vehicle	—	7	—	—		
12:15 : 12:30	Auto	1	144	98	7		
	Heavy Vehicle	—	11	1	—		
12:30 : 12:45	Auto	—	146	116	6		
	Heavy Vehicle	—	6	—	—		
12:45 : 01:00	Auto	—	144	96	8		
	Heavy Vehicle	—	6	9	3		
01:00 : 01:15	Auto	—	137	104	5		
	Heavy Vehicle	—	9	1	1		
01:15 : 01:30	Auto	2	171	99	4		
	Heavy Vehicle	—	5	—	—		
01:30 : 01:45	Auto	—	175	118	11		
	Heavy Vehicle	—	7	1	3		
01:45 : 02:00	Auto	—	151	112	9		
	Heavy Vehicle	—	6	—	—		

TRIP CONSULTANTS CORP.

Traffic Recording & Information Processing

2 SURVEYORS

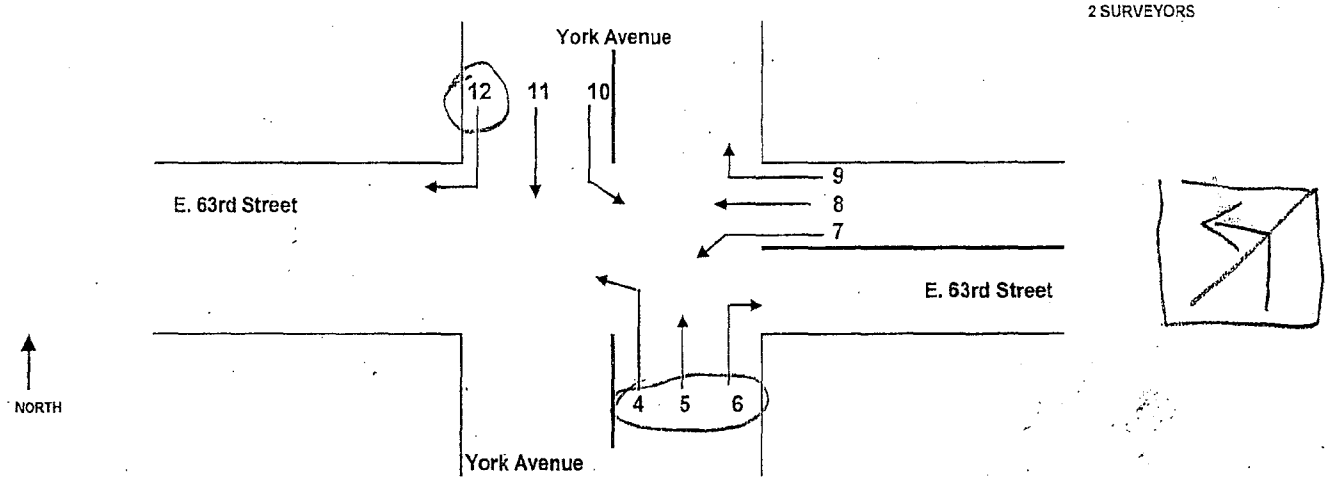

INT# 11.

INTERSECTION: YORK AVENUE @ 63RD STREET

DRIVER

Surveyor's Name: Valeriy Borodin				COUNTER #		DRIVER	YES / NO
PEAK 04:30PM - 06:30PM			MOVEMENT NUMBER			Date: March 27, 2007	
START TIME	VEHICLE TYPE	4	5	6	12		
04:30 : 04:45	Auto	1	137	79	5		
	Heavy Vehicle	—	3	—	—		
04:45 : 05:00	Auto	—	143	116	11		
	Heavy Vehicle	—	4	—	1		
05:00 : 05:15	Auto	—	136	125	12		
	Heavy Vehicle	1	2	—	—		
05:15 : 05:30	Auto	—	134	121	13		
	Heavy Vehicle	—	3	—	1		
05:30 : 05:45	Auto	—	143	96	12		
	Heavy Vehicle	—	2	—	1		
05:45 : 06:00	Auto	—	136	103	6		
	Heavy Vehicle	—	2	—	—		
06:00 : 06:15	Auto	—	140	78	11		
	Heavy Vehicle	1	4	1	2		
06:15 : 06:30	Auto	—	128	88	7		
	Heavy Vehicle	—	1	—	—		

TRIP CONSULTANTS CORP.

Traffic Recording & Information Processing

2 SURVEYORS

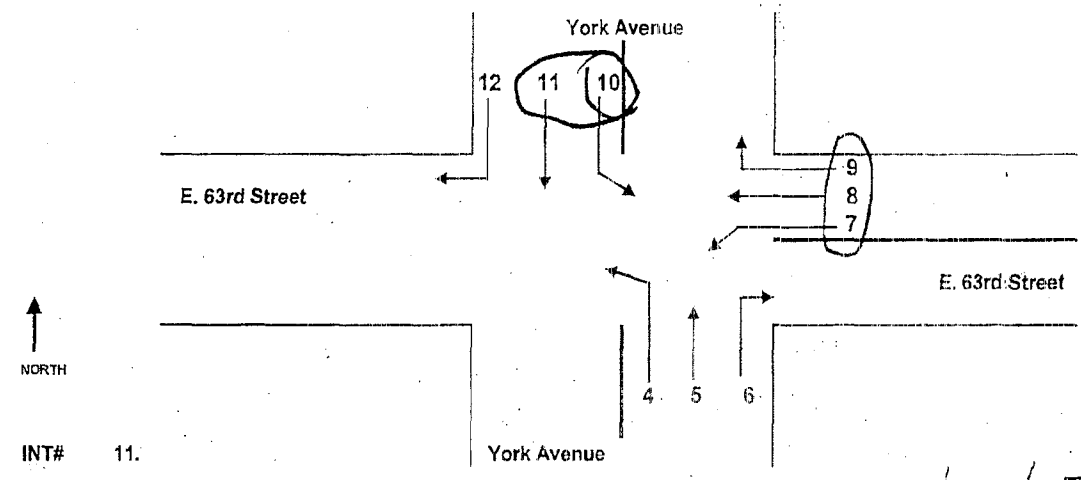

INT# 11.

INTERSECTION: YORK AVENUE @ 63RD STREET

3/27/07

Surveyor's Name: BORIS VAKER | COUNTER # | DRIVER | YES / NO

PEAK 07:00AM - 09:00AM | MOVEMENT NUMBER | Date: March 2007

TIME	VEHICLE TYPE	7	8	9	10	11	
07:00 : 07:15	Auto	142	51	7	80	124	
	Heavy Vehicle	—	—	—	2	11	
07:15 : 07:30	Auto	121	62	8	13	117	
	Heavy Vehicle	—	1	—	1	14	
07:30 : 07:45	Auto	112	51	3	82	135	
	Heavy Vehicle	1	1	—	2	13	
07:45 : 08:00	Auto	97	45	2	83	143	
	Heavy Vehicle	3	1	—	1	9	
08:00 : 08:15	Auto	82	37	1	94	142	
	Heavy Vehicle	—	—	—	—	13	
08:15 : 08:30	Auto	87	45	1	86	134	
	Heavy Vehicle	1	1	—	2	14	
08:30 : 08:45	Auto	88	34	2	95	129	
	Heavy Vehicle	—	1	—	3	15	
08:45 : 09:00	Auto	77	38	—	70	123	
	Heavy Vehicle	—	—	—	2	9	

TRIP CONSULTANTS CORP.

Traffic Recording & Information Processing

2 SURVEYORS

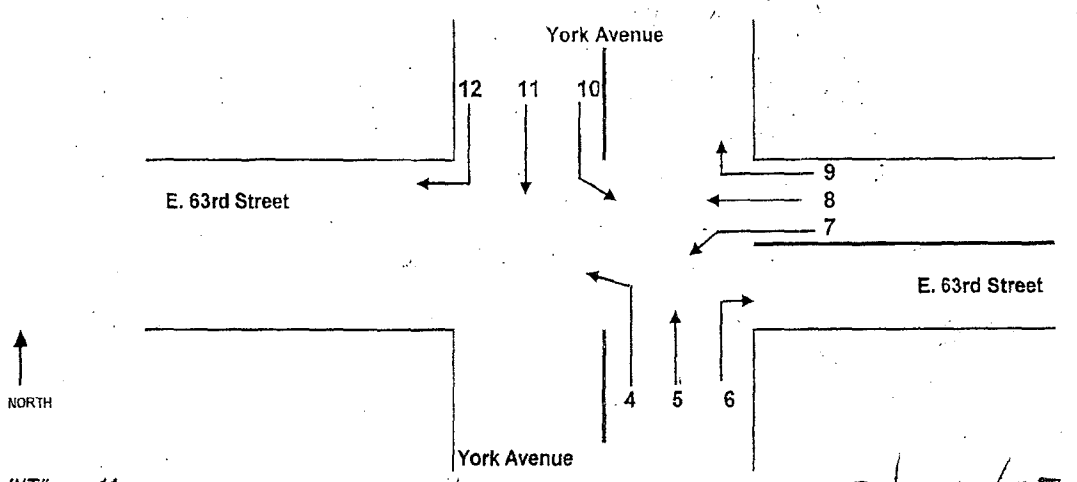

INT# 11.

3/27/07

INTERSECTION: YORK AVENUE @ 63RD STREET

Surveyor's Name: BORIS VAKER				COUNTER #		DRIVER	YES / NO
PEAK 12:00PM - 02:00PM		MOVEMENT		NUMBER		Date: March	2007
TIME	VEHICLE TYPE	7	8	9	10	11	
12:00 : 12:15	Auto	113	64	3	92	141	
	Heavy Vehicle	1	—	—	—	17	
12:15 : 12:30	Auto	119	39	—	95	153	
	Heavy Vehicle	—	—	—	1	10	
12:30 : 12:45	Auto	128	91	1	94	152	
	Heavy Vehicle	1	1	—	1	13	
12:45 : 01:00	Auto	106	32	—	72	146	
	Heavy Vehicle	—	—	—	1	23	
01:00 : 01:15	Auto	110	48	1	81	148	
	Heavy Vehicle	1	—	—	1	18	
01:15 : 01:30	Auto	81	46	3	72	136	
	Heavy Vehicle	—	—	—	—	14	
01:30 : 01:45	Auto	122	46	1	74	147	
	Heavy Vehicle	1	3	—	3	9	
01:45 : 02:00	Auto	102	56	1	74	151	
	Heavy Vehicle	1	2	—	1	7	

TRIP CONSULTANTS CORP.

Traffic Recording & Information Processing

2 SURVEYORS

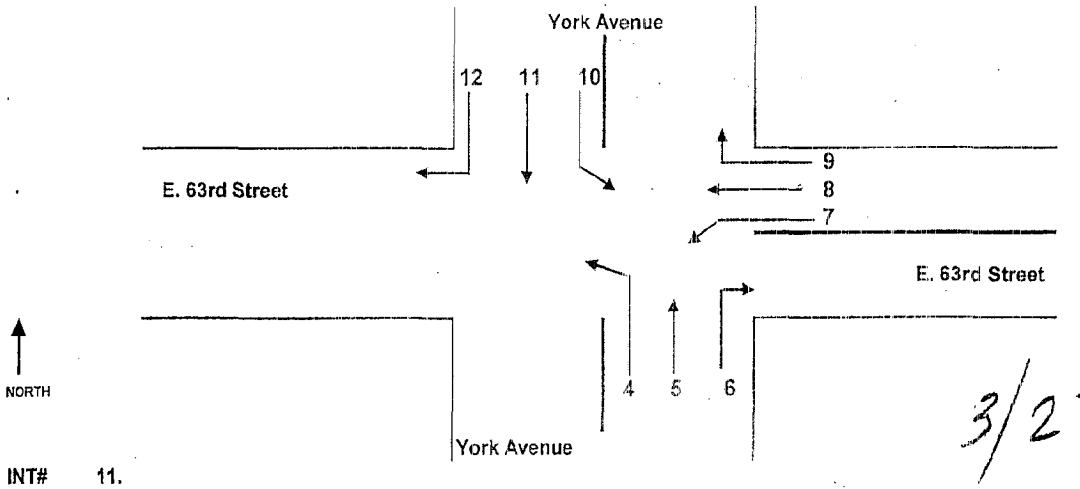

3/27/07

INT# 11.

INTERSECTION: YORK AVENUE @ 63RD STREET

Surveyor's Name: BORIS VAKER				COUNTER #		DRIVER	YES / NO
PEAK 04:30PM - 06:30PM				MOVEMENT NUMBER		Date: March	2007
TIME	VEHICLE TYPE	7	8	9	10	11	
04:30 : 04:45	Auto	159	65	2	101	164	
	Heavy Vehicle	3	2	—	2	9	
04:45 : 05:00	Auto	139	44	1	106	178	
	Heavy Vehicle	2	—	—	1	5	
05:00 : 05:15	Auto	134	76	2	102	186	
	Heavy Vehicle	—	—	—	3	5	
05:15 : 05:30	Auto	116	52	1	81	181	
	Heavy Vehicle	1	1	—	—	7	
05:30 : 05:45	Auto	112	44	—	78	178	
	Heavy Vehicle	1	—	—	1	9	
05:45 : 06:00	Auto	103	31	—	83	150	
	Heavy Vehicle	2	—	—	1	6	
06:00 : 06:15	Auto	101	43	—	64	146	
	Heavy Vehicle	5	1	—	—	7	
06:15 : 06:30	Auto	124	48	1	82	158	
	Heavy Vehicle	—		—	—	5	

TRIP CONSULTANTS CORP.

Traffic Recording & Information Processing

2 SURVEYORS

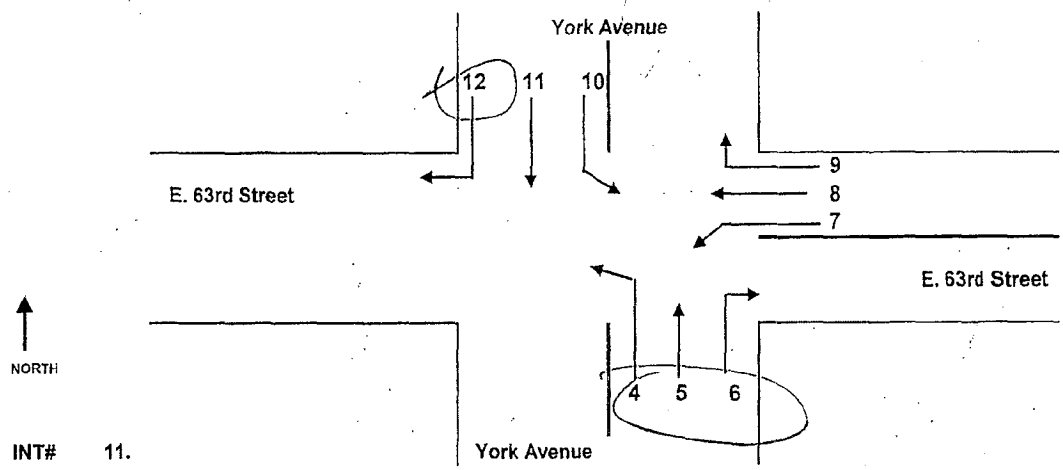

INT# 11.

INTERSECTION: YORK AVENUE @ 63RD STREET

DRIVER

Surveyor's Name: Valeriy Borodin				COUNTER #		DRIVER	YES / NO
PEAK 07:00AM - 09:00AM			MOVEMENT NUMBER			Date: March 28, 2007	
TIME	VEHICLE TYPE	4	5	6	12		
07:00 : 07:15	Auto	1	164	91	15		
	Heavy Vehicle	—	6	—	—		
07:15 : 07:30	Auto	—	162	92	28		
	Heavy Vehicle	—	8	2	—		
07:30 : 07:45	Auto	1	176	102	15		
	Heavy Vehicle	—	7	—	—		
07:45 : 08:00	Auto	—	179	116	27		
	Heavy Vehicle	—	4	4	1		
08:00 : 08:15	Auto	—	218	129	17		
	Heavy Vehicle	—	7	—	—		
08:15 : 08:30	Auto	2	211	122	17		
	Heavy Vehicle	—	10	—	1		
08:30 : 08:45	Auto	1	224	146	12		
	Heavy Vehicle	—	6	1	3		
08:45 : 09:00	Auto	1	222	157	10		
	Heavy Vehicle	—	10	—	—		

TRIP CONSULTANTS CORP.

Traffic Recording & Information Processing

2 SURVEYORS

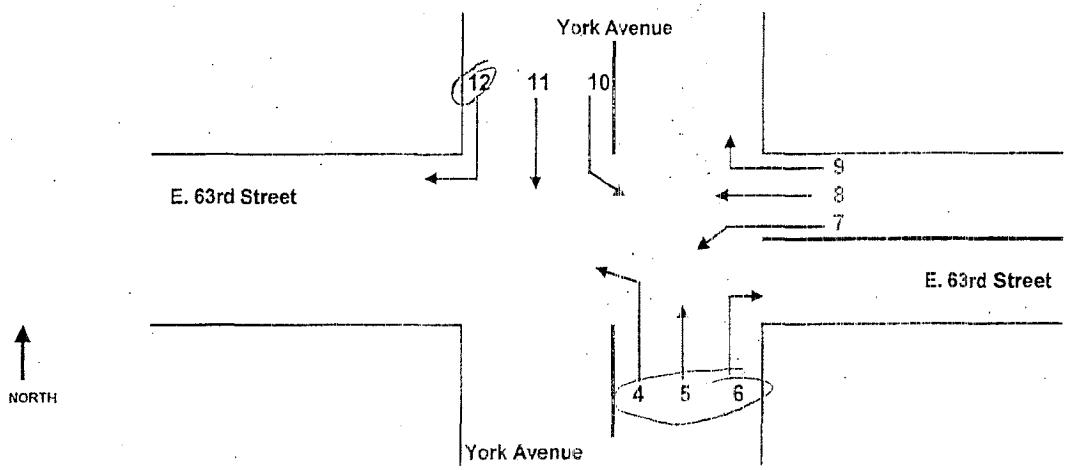

INT# 11.

INTERSECTION: YORK AVENUE @ 63RD STREET

DRIVER

Surveyor's Name: Valeriy Borodin		COUNTER #				DRIVER	YES / NO
PEAK 12:00PM - 02:00PM		MOVEMENT NUMBER				Date: March 20, 2007	
TIME	VEHICLE TYPE	4	5	6	12		
12:00 : 12:15	Auto	1	156	88	14		
	Heavy Vehicle	—	7	—	5		
12:15 : 12:30	Auto	—	132	73	16		
	Heavy Vehicle	—	10	—	2		
12:30 : 12:45	Auto	—	135	79	22		
	Heavy Vehicle	—	13	—	4		
12:45 : 01:00	Auto	—	142	83	27		
	Heavy Vehicle	—	3	1	1		
01:00 : 01:15	Auto	—	139	83	14		
	Heavy Vehicle	—	9	—	—		
01:15 : 01:30	Auto	2	131	87	18		
	Heavy Vehicle	—	3	—	2		
01:30 : 01:45	Auto	—	108	93	19		
	Heavy Vehicle	—	6	—	4		
01:45 : 02:00	Auto	—	113	86	10		
	Heavy Vehicle	—	3	1	1		

TRIP CONSULTANTS CORP.

Traffic Recording & Information Processing

2 SURVEYORS

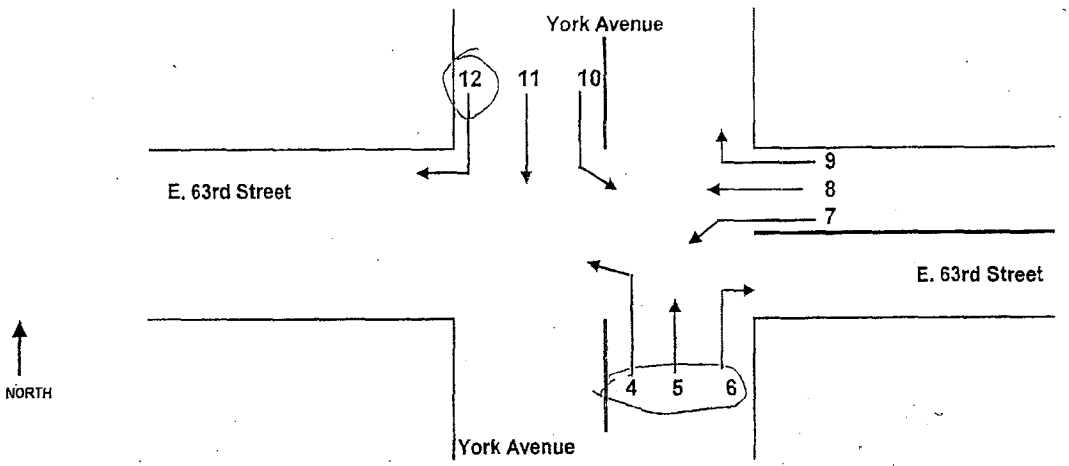

INT# 11.

INTERSECTION: YORK AVENUE @ 63RD STREET

DRIVER

Surveyor's Name: Valeriy Borodin		COUNTER #				DRIVER	YES / NO
PEAK 04:30PM - 06:30PM		MOVEMENT NUMBER				Date: March 21, 2007	
TIME	VEHICLE TYPE	4	5	6	12		
04:30 : 04:45	Auto	—	114	100	17		
	Heavy Vehicle	—	5	—	3		
04:45 : 05:00	Auto	—	127	109	27		
	Heavy Vehicle	—	4	—	—		
05:00 : 05:15	Auto	—	125	115	21		
	Heavy Vehicle	—	4	—	—		
05:15 : 05:30	Auto	1	109	110	15		
	Heavy Vehicle	—	5	2	—		
05:30 : 05:45	Auto	—	116	99	12		
	Heavy Vehicle	—	1	—	—		
05:45 : 06:00	Auto	1	109	98	14		
	Heavy Vehicle	—	5	1	1		
06:00 : 06:15	Auto	—	113	91	13		
	Heavy Vehicle	—	1	—	—		
06:15 : 06:30	Auto	—	117	92	18		
	Heavy Vehicle	—	3	—	—		

TRIP CONSULTANTS CORP.

Traffic Recording & Information Processing

2 SURVEYORS

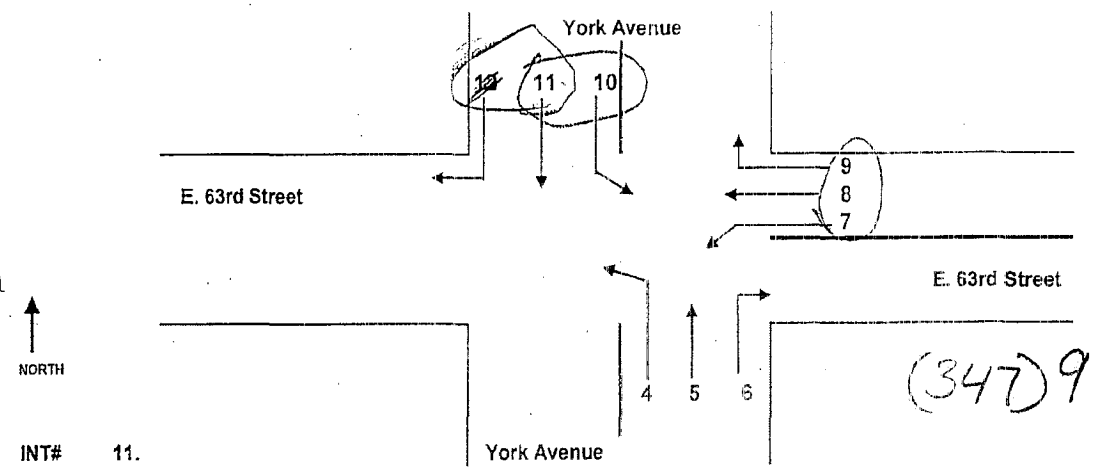

(347) 907-2600

3/28/07

INT# 11.

INTERSECTION: YORK AVENUE @ 63RD STREET

Surveyor's Name: BORIS VAKER				COUNTER #		DRIVER	YES / NO
PEAK 07:00AM-09:00AM		MOVEMENT NUMBER				Date: March 28 2007	
TIME	VEHICLE TYPE	7	8	9	10	11	
07:00 : 07:15	Auto	117	52	1	87	101	
	Heavy Vehicle	1	—	—	—	6	
07:15 : 07:30	Auto	110	43	—	56	120	
	Heavy Vehicle	1	—	—	1	10	
07:30 : 07:45	Auto	111	44	2	76	135	
	Heavy Vehicle	4	—	—	2	11	
07:45 : 08:00	Auto	109	39	1	71	114	
	Heavy Vehicle	2	—	—	2	7	
08:00 : 08:15	Auto	45	22	2	80	122	
	Heavy Vehicle	2	2	1	4	13	
08:15 : 08:30	Auto	47	25	1	77	110	
	Heavy Vehicle	3	2	—	1	7	
08:30 : 08:45	Auto	114	36	2	81	113	
	Heavy Vehicle	—	1	—	3	20	
08:45 : 09:00	Auto	105	29	2	92	97	
	Heavy Vehicle	—	2	—	1	10	

TRIP CONSULTANTS CORP.

Traffic Recording & Information Processing

2 SURVEYORS

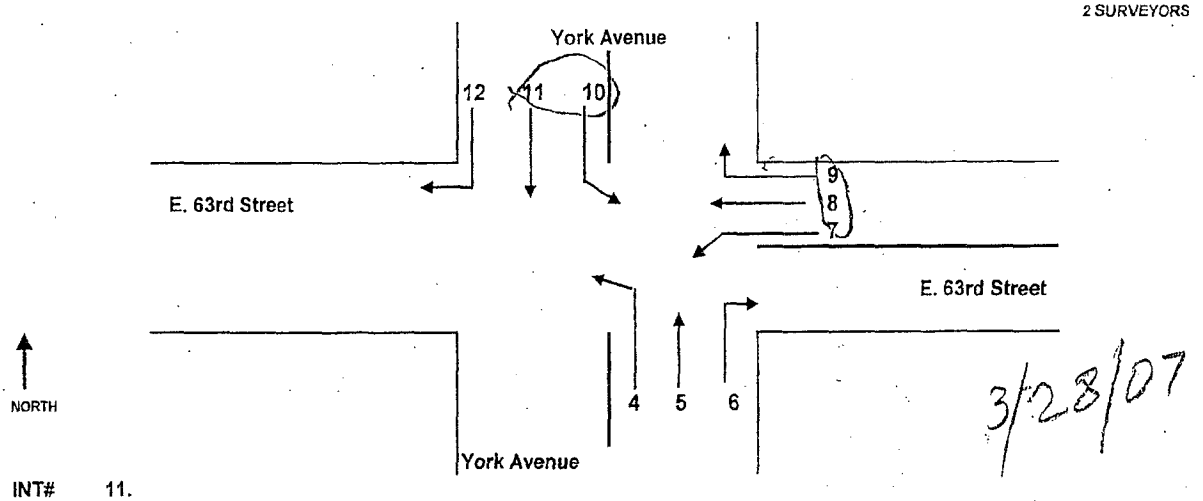

3/28/07

INT# 11.

INTERSECTION: YORK AVENUE @ 63RD STREET

Surveyor's Name: BORIS VAKER				COUNTER #		DRIVER	YES / NO
PEAK 12:00PM-02:00PM		MOVEMENT NUMBER				Date: March 28, 2007	
TIME	VEHICLE TYPE	7	8	9	10	11	
12:00 : 12:15	Auto	110	41	7	82	152	
	Heavy Vehicle	—	2	—	5	26	
12:15 : 12:30	Auto	99	56	1	78	146	
	Heavy Vehicle	—	—	—	2	9	
12:30 : 12:45	Auto	118	53	4	77	144	
	Heavy Vehicle	4	1	—	1	14	
12:45 : 01:00	Auto	131	63	2	54	155	
	Heavy Vehicle	1	—	—	—	14	
01:00 : 01:15	Auto	126	54	—	65	175	
	Heavy Vehicle	2	2	—	2	11	
01:15 : 01:30	Auto	129	58	1	62	170	
	Heavy Vehicle	1	—	—	3	13	
01:30 : 01:45	Auto	130	79	3	82	172	
	Heavy Vehicle	—	—	—	—	19	
01:45 : 02:00	Auto	101	57	—	81	151	
	Heavy Vehicle	—	—	—	1	11	

TRIP CONSULTANTS CORP.

Traffic Recording & Information Processing

2 SURVEYORS

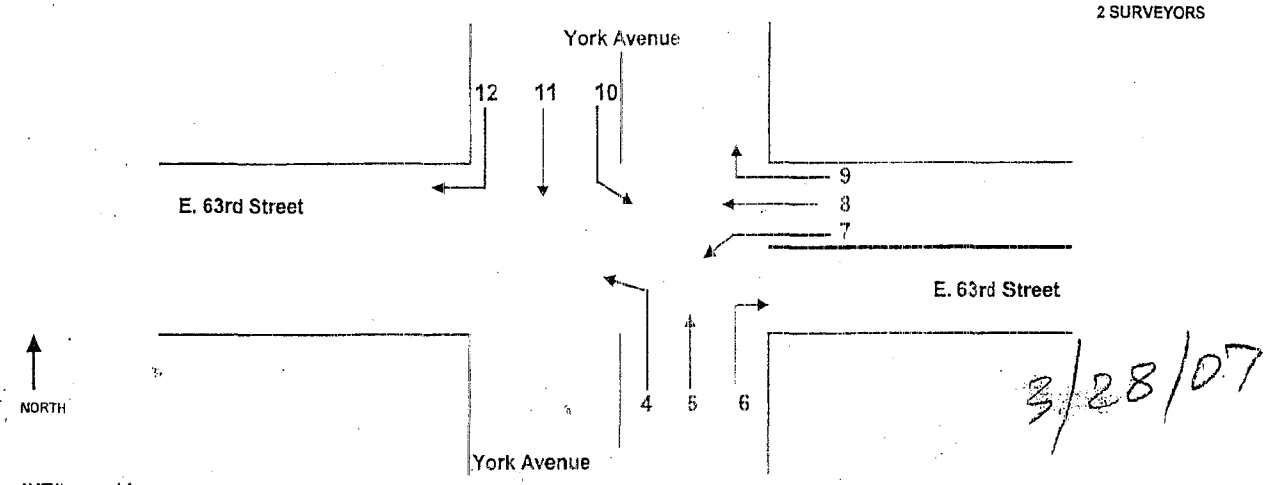

3/28/07

INT# 11.

INTERSECTION: YORK AVENUE @ 63RD STREET

Surveyor's Name: BORIS VAKER				COUNTER #		DRIVER	YES / NO
PEAK 04:30PM - 06:30PM		MOVEMENT NUMBER				Date: March	2007
START TIME	VEHICLE TYPE	7	8	9	10	11	
04:30 : 04:45	Auto	163	66	—	97	192	
	Heavy Vehicle	1	—	—	—	6	
04:45 : 05:00	Auto	113	47	1	80	176	
	Heavy Vehicle	—	1	—	—	6	
05:00 : 05:15	Auto	142	56	3	84	178	
	Heavy Vehicle	—	—	—	5	10	
05:15 : 05:30	Auto	134	33	—	90	173	
	Heavy Vehicle	—	—	—	—	4	
05:30 : 05:45	Auto	131	52	—	104	200	
	Heavy Vehicle	1	1	—	2	3	
05:45 : 06:00	Auto	94	42	1	90	191	
	Heavy Vehicle	—	2	—	—	4	
06:00 : 06:15	Auto	119	55	—	72	161	
	Heavy Vehicle	—	—	—	—	8	
06:15 : 06:30	Auto	137	48	—	122	181	
	Heavy Vehicle	—	—	—	—	3	

TRIP CONSULTANTS CORP.

Traffic Recording & Information Processing

2 SURVEYORS

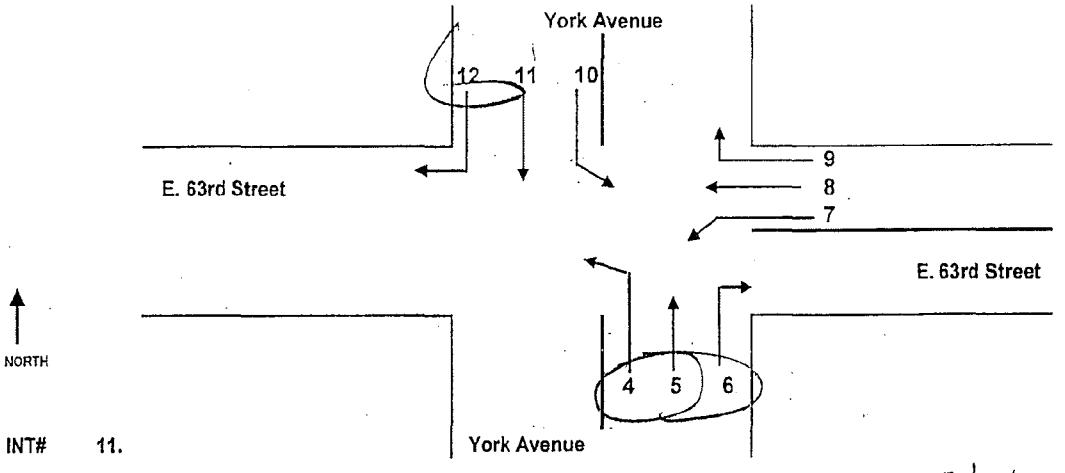

INT# 11.

INTERSECTION: YORK AVENUE @ 63RD STREET

DRIVER

Surveyor's Name: Valeriy Borodin				COUNTER #		DRIVER	YES / NO
PEAK 07:00AM - 09:00AM				MOVEMENT NUMBER		Date: March 29, 2007	
TIME	VEHICLE TYPE	4	5	6	12		
07:00 : 07:15	Auto	—	160	105	22		
	Heavy Vehicle	—	4	1	—		
07:15 : 07:30	Auto	—	145	105	21		
	Heavy Vehicle	—	7	—	—		
07:30 : 07:45	Auto	2	156	126	21		
	Heavy Vehicle	—	6	—	—		
07:45 : 08:00	Auto	—	160	112	15		
	Heavy Vehicle	—	6	4	2		
08:00 : 08:15	Auto	—	162	123	16		
	Heavy Vehicle	—	4	1	—		
08:15 : 08:30	Auto	—	179	149	12		
	Heavy Vehicle	—	10	—	1		
08:30 : 08:45	Auto	—	194	156	12		
	Heavy Vehicle	—	7	1	—		
08:45 : 09:00	Auto	1	175	150	9		
	Heavy Vehicle	—	9	—	—		

TRIP CONSULTANTS CORP.

Traffic Recording & Information Processing

2 SURVEYORS

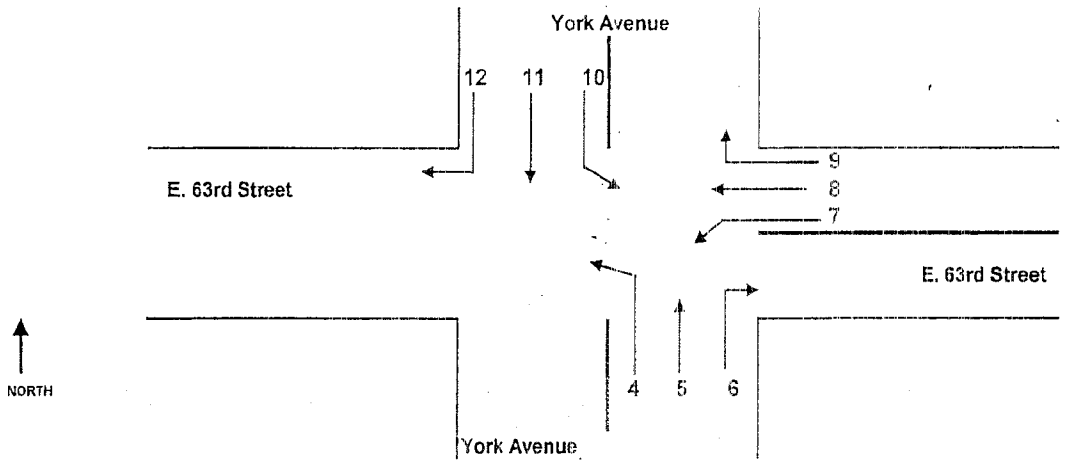

INT# 11.

INTERSECTION: YORK AVENUE @ 63RD STREET

DRIVER

Surveyor's Name: Valeriy Borodkin		COUNTER #			DRIVER	YES / NO
PEAK 12:00PM-02:00PM		MOVEMENT NUMBER			Date March 29 2007	
TIME	VEHICLE TYPE	4	5	6	12	
12:00 : 12:15	Auto	2	159	94	18	
	Heavy Vehicle	—	5	1	2	
12:15 : 12:30	Auto	—	135	91	24	
	Heavy Vehicle	—	3	—	—	
12:30 : 12:45	Auto	—	142	102	12	
	Heavy Vehicle	—	8	—	—	
12:45 : 01:00	Auto	—	139	93	15	
	Heavy Vehicle	1	4	—	1	
01:00 : 01:15	Auto	—	134	84	8	
	Heavy Vehicle	1	5	—	1	
01:15 : 01:30	Auto	—	132	92	18	
	Heavy Vehicle	—	2	—	2	
01:30 : 01:45	Auto	—	141	87	19	
	Heavy Vehicle	—	9	—	4	
01:45 : 02:00	Auto	—	131	105	12	
	Heavy Vehicle	—	5	—	3	

TRIP CONSULTANTS CORP.

Traffic Recording & Information Processing

2 SURVEYORS

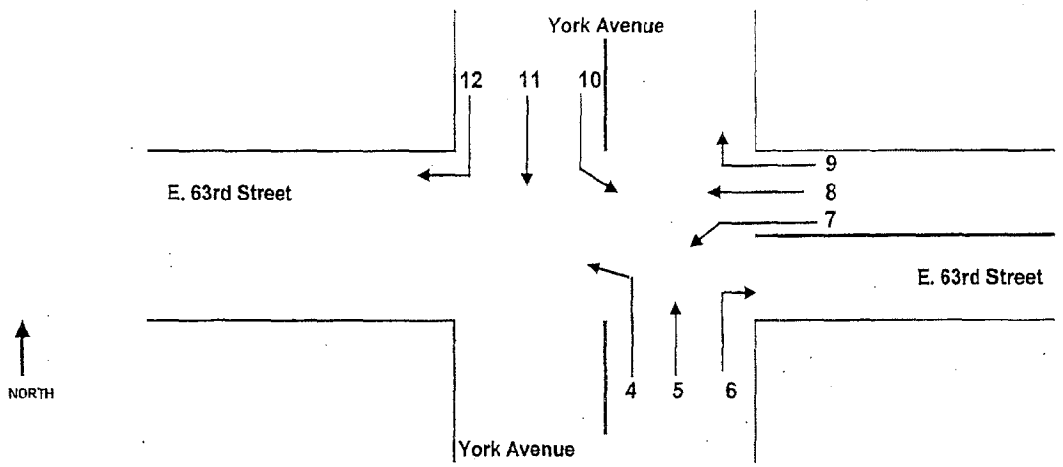

INT# 11.

INTERSECTION: YORK AVENUE @ 63RD STREET

DRIVER

Surveyor's Name: Valeriy Borodin				COUNTER #		DRIVER	YES / NO
PEAK 04:30PM - 06:30PM			MOVEMENT NUMBER			Date: March 24, 2007	
TIME	VEHICLE TYPE	4	5	6	12		
04:30 : 04:45	Auto	1	139	96	15		
	Heavy Vehicle	—	5	—	2		
04:45 : 05:00	Auto	—	130	114	14		
	Heavy Vehicle	—	2	—	1		
05:00 : 05:15	Auto	—	121	110	18		
	Heavy Vehicle	—	4	—	2		
05:15 : 05:30	Auto	—	112	105	14		
	Heavy Vehicle	—	5	—	—		
05:30 : 05:45	Auto	—	123	117	15		
	Heavy Vehicle	—	1	—	—		
05:45 : 06:00	Auto	—	105	107	12		
	Heavy Vehicle	—	3	—	—		
06:00 : 06:15	Auto	—	109	115	17		
	Heavy Vehicle	—	2	—	—		
06:15 : 06:30	Auto	—	111	108	13		
	Heavy Vehicle	—	5	1	—		

TRIP CONSULTANTS CORP.

Traffic Recording & Information Processing

2 SURVEYORS

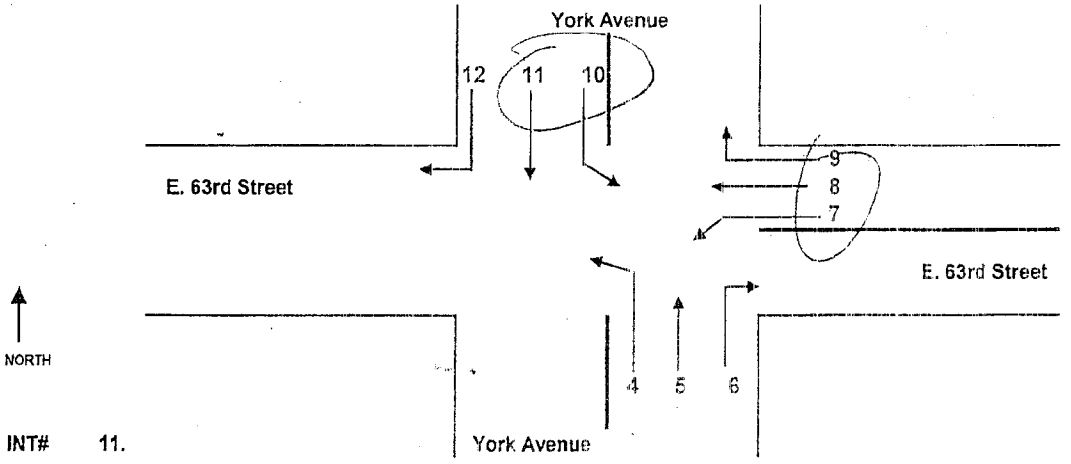

INT# 11.

INTERSECTION: YORK AVENUE @ 63RD STREET

Surveyor's Name: Paul Blantz				COUNTER.#		DRIVER	YES / NO
PEAK 07:00AM - 09:00AM				MOVEMENT NUMBER		Date: March 29	2007
TIME	VEHICLE TYPE	7	8	9	10	11	
07:00 : 07:15	Auto	45	51	1	65	97	
	Heavy Vehicle	1	1	1	1	9	
07:15 : 07:30	Auto	129	56	-	74	99	
	Heavy Vehicle	2	2	-	1	-	
07:30 : 07:45	Auto	93	47	-	72	107	
	Heavy Vehicle	1	1	-	1	17	
07:45 : 08:00	Auto	92	42	1	73	98	
	Heavy Vehicle	1	2	-	1	10	
08:00 : 08:15	Auto	112	51	1	78	109	
	Heavy Vehicle	2	1	-	-	8	
08:15 : 08:30	Auto	55	30	1	94	118	
	Heavy Vehicle	1	-	-	-	15	
08:30 : 08:45	Auto	51	22	1	88	131	
	Heavy Vehicle	1	-	-	-	13	
08:45 : 09:00	Auto	56	17	3	82	116	
	Heavy Vehicle	2	-	-	2	15	

TRIP CONSULTANTS CORP.

Traffic Recording & Information Processing

2 SURVEYORS

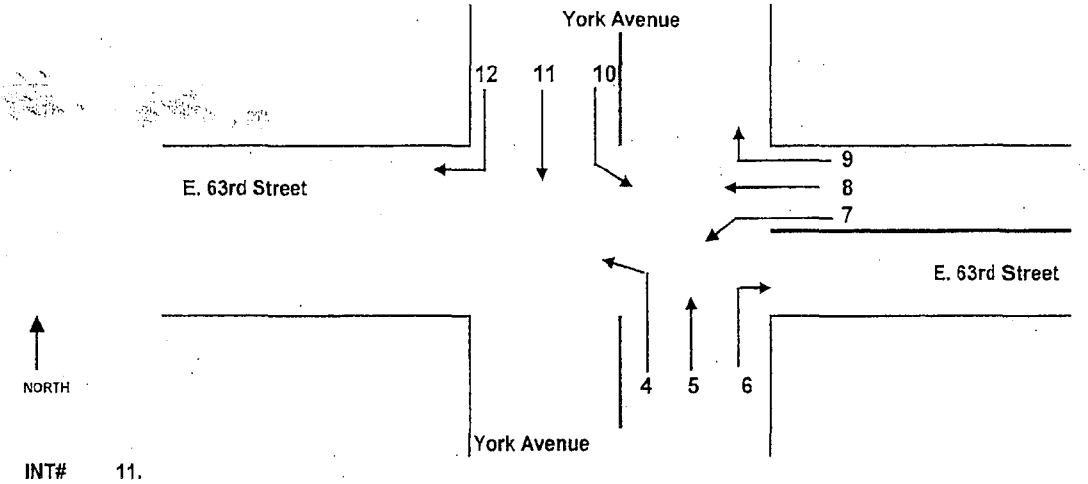

INT# 11.

INTERSECTION: YORK AVENUE @ 63RD STREET

Surveyor's Name: Igal Blantz				COUNTER #		DRIVER	YES / NO
PEAK 12:00PM - 02:00PM		MOVEMENT NUMBER				Date: March 22, 2007	
TIME	VEHICLE TYPE	7	8	9	10	11	
12:00 : 12:15	Auto	110	52	1	81	163	
	Heavy Vehicle	-	1	-	2	19	
12:15 : 12:30	Auto	142	56	5	79	151	
	Heavy Vehicle	-	2	1	-	6	
12:30 : 12:45	Auto	103	60	3	78	136	
	Heavy Vehicle	-	1	-	1	15	
12:45 : 01:00	Auto	124	69	5	70	146	
	Heavy Vehicle	-	-	-	1	10	
01:00 : 01:15	Auto	112	57	2	72	123	
	Heavy Vehicle	1	-	-	1	10	
01:15 : 01:30	Auto	137	71	1	73	139	
	Heavy Vehicle	1	3	-	2	12	
01:30 : 01:45	Auto	98	64	3	74	143	
	Heavy Vehicle	3	2	-	3	13	
01:45 : 02:00	Auto	144	71	2	72	149	
	Heavy Vehicle	-	-	-	1	7	

TRIP CONSULTANTS CORP.

Traffic Recording & Information Processing

2 SURVEYORS

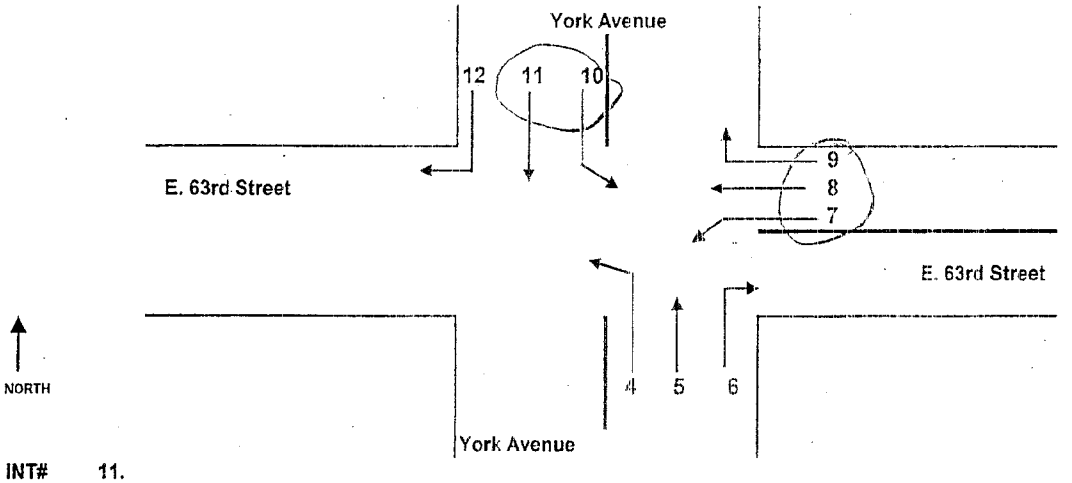

INT# 11.

INTERSECTION: YORK AVENUE @ 63RD STREET

Surveyor's Name: Raef Bawtz				COUNTER #		DRIVER	YES / NO
PEAK 04:30PM - 06:30PM				MOVEMENT NUMBER		Date March 29, 2007	
TIME	VEHICLE TYPE	7	8	9	10	11	
04:30 : 04:45	Auto	158	54	1	69	180	
	Heavy Vehicle	3	–	–	1	12	
04:45 : 05:00	Auto	154	59	1	87	171	
	Heavy Vehicle	1	1	–	1	9	
05:00 : 05:15	Auto	137	65	–	72	182	
	Heavy Vehicle	–	1	–	–	7	
05:15 : 05:30	Auto	172	53	–	59	151	
	Heavy Vehicle	–	–	–	–	6	
05:30 : 05:45	Auto	116	63	1	93	167	
	Heavy Vehicle	–	–	–	–	9	
05:45 : 06:00	Auto	160	44	–	91	162	
	Heavy Vehicle	–	–	–	–	3	
06:00 : 06:15	Auto	128	58	1	81	134	
	Heavy Vehicle	–	–	–	–	7	
06:15 : 06:30	Auto	197	68	1	79	161	
	Heavy Vehicle	–	–	–	–	4	

TRIP CONSULTANTS CORP.

Traffic Recording & Information Processing

1 SURVEYOR

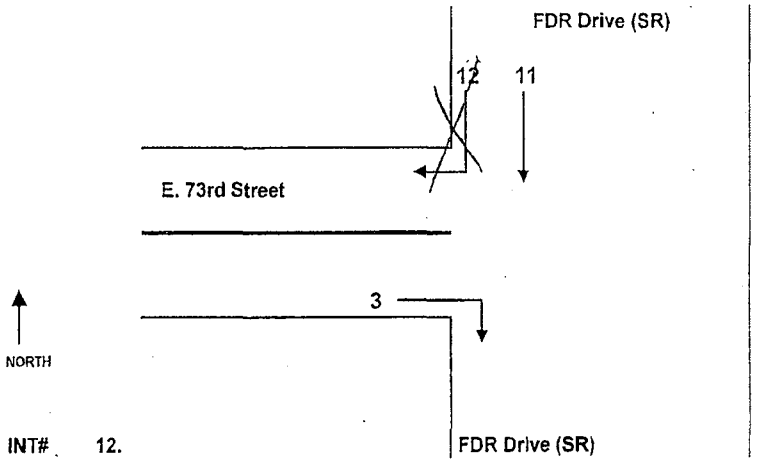

INTERSECTION: FDR DRIVE SERVICE ROAD @ EAST 73RD STREET

Surveyor's Name: Andrey Divgun				COUNTER #		DRIVER	YES / NO
PEAK 07:00AM - 09:00AM		MOVEMENT NUMBER				Date: March 27, 2007	
TIME	VEHICLE TYPE	3	11	~~12~~			
07:00 : 07:15	Auto	73	172				
	Heavy Vehicle	0	0				
07:15 : 07:30	Auto	64	103				
	Heavy Vehicle	1	0				
07:30 : 07:45	Auto	70	115				
	Heavy Vehicle	4	1				
07:45 : 08:00	Auto	107	165				
	Heavy Vehicle	1	2				
08:00 : 08:15	Auto	106	115				
	Heavy Vehicle	0	1				
08:15 : 08:30	Auto	79	91				
	Heavy Vehicle	1	0				
08:30 : 08:45	Auto	110	107				
	Heavy Vehicle	2	0				
08:45 : 09:00	Auto	108	97				
	Heavy Vehicle	3	2				

TRIP CONSULTANTS CORP.

Traffic Recording & Information Processing

1 SURVEYOR

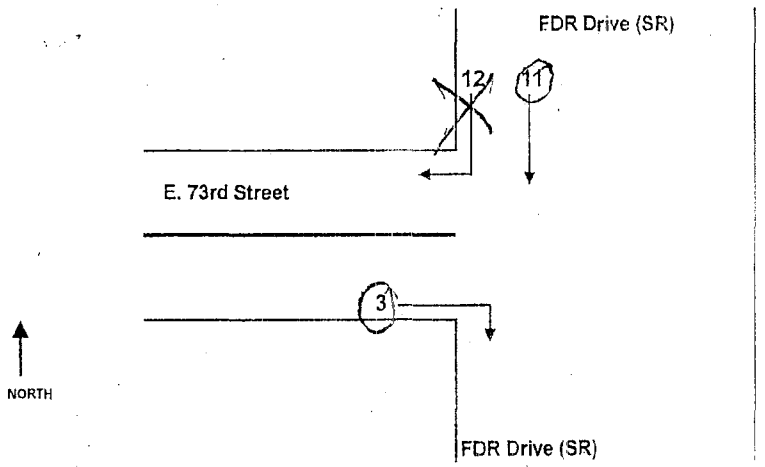

INT# 12.

INTERSECTION: FDR DRIVE SERVICE ROAD @ EAST 73RD STREET

Surveyor's Name: Andrey Divgun				COUNTER #		DRIVER	YES / NO
PEAK 12:00PM - 02:00PM		MOVEMENT NUMBER				Date: March 27, 2007	
TIME	VEHICLE TYPE	3	11				
12:00 : 12:15	Auto	51	122				
	Heavy Vehicle	0	6				
12:15 : 12:30	Auto	54	125				
	Heavy Vehicle	1	0				
12:30 : 12:45	Auto	57	117				
	Heavy Vehicle	1	0				
12:45 : 01:00	Auto	62	91				
	Heavy Vehicle	3	0				
01:00 : 01:15	Auto	48	81				
	Heavy Vehicle	1	0				
01:15 : 01:30	Auto	66	93				
	Heavy Vehicle	0	0				
01:30 : 01:45	Auto	56	80				
	Heavy Vehicle	3	1				
01:45 : 02:00	Auto	48	125				
	Heavy Vehicle	1	1				

TRIP CONSULTANTS CORP.

Traffic Recording & Information Processing

1 SURVEYOR

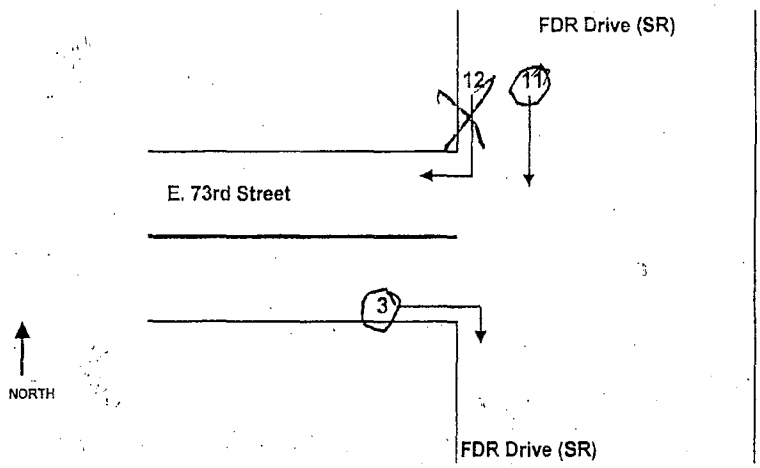

INT# 12.

INTERSECTION: FDR DRIVE SERVICE ROAD @ EAST 73RD STREET

Surveyor's Name: Andrey Dvgan				COUNTER #		DRIVER	YES / NO
PEAK 04:30PM - 06:30PM			MOVEMENT NUMBER			Date March 27, 2007	
TIME	VEHICLE TYPE	3	11				
04:30 : 04:45	Auto	104	108				
	Heavy Vehicle	0	1				
04:45 : 05:00	Auto	80	106				
	Heavy Vehicle	1	2				
05:00 : 05:15	Auto	87	105				
	Heavy Vehicle	0	3				
05:15 : 05:30	Auto	99	107				
	Heavy Vehicle	0	0				
05:30 : 05:45	Auto	91	129				
	Heavy Vehicle	1	1				
05:45 : 06:00	Auto	68	109				
	Heavy Vehicle	1	0				
06:00 : 06:15	Auto	57	105				
	Heavy Vehicle	0	0				
06:15 : 06:30	Auto	61	89				
	Heavy Vehicle	0	1				

TRIP CONSULTANTS CORP.

Traffic Recording & Information Processing

1 SURVEYOR

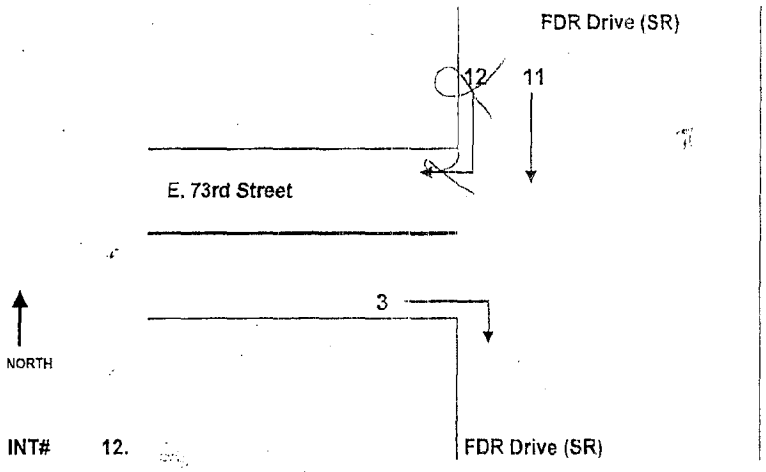

INTERSECTION: FDR DRIVE SERVICE ROAD @ EAST 73RD STREET

Surveyor's Name: Andrey Divgun				COUNTER #	DRIVER	YES / NO
PEAK 07:00AM - 09:00AM		MOVEMENT NUMBER			Date March 28, 2007	
TIME	VEHICLE TYPE	3	11			
07:00 : 07:15	Auto	53	140			
	Heavy Vehicle	1	0			
07:15 : 07:30	Auto	68	139			
	Heavy Vehicle	3	1			
07:30 : 07:45	Auto	85	111			
	Heavy Vehicle	1	2			
07:45 : 08:00	Auto	85	110			
	Heavy Vehicle	0	3			
08:00 : 08:15	Auto	106	118			
	Heavy Vehicle	2	3			
08:15 : 08:30	Auto	107	76			
	Heavy Vehicle	1	1			
08:30 : 08:45	Auto	122	66			
	Heavy Vehicle	1	0			
08:45 : 09:00	Auto	87	111			
	Heavy Vehicle	2	1			

TRIP CONSULTANTS CORP.

Traffic Recording & Information Processing

1 SURVEYOR

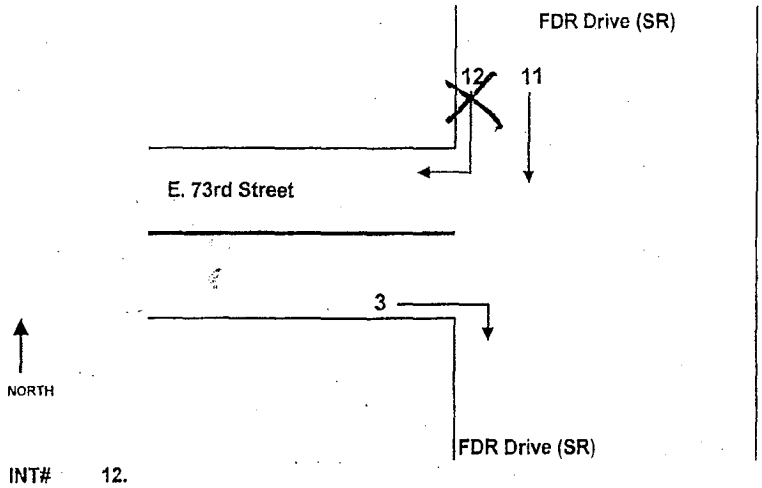

INT# 12.

INTERSECTION: FDR DRIVE SERVICE ROAD @ EAST 73RD STREET

Surveyor's Name: Andrey Devgun				COUNTER #		DRIVER	YES / NO
PEAK 12:00PM - 02:00PM		MOVEMENT NUMBER				Date: March 28 2007	
TIME	VEHICLE TYPE	3	11				
12:00 : 12:15	Auto	44	51				
	Heavy Vehicle	1	1				
12:15 : 12:30	Auto	48	100				
	Heavy Vehicle	2	4				
12:30 : 12:45	Auto	49	90				
	Heavy Vehicle	1	1				
12:45 : 01:00	Auto	52	125				
	Heavy Vehicle	2	0				
01:00 : 01:15	Auto	55	107				
	Heavy Vehicle	0	1				
01:15 : 01:30	Auto	74	92				
	Heavy Vehicle	4	1				
01:30 : 01:45	Auto	57	90				
	Heavy Vehicle	0	1				
01:45 : 02:00	Auto	64	94				
	Heavy Vehicle	2	2				

TRIP CONSULTANTS CORP.

Traffic Recording & Information Processing

1 SURVEYOR

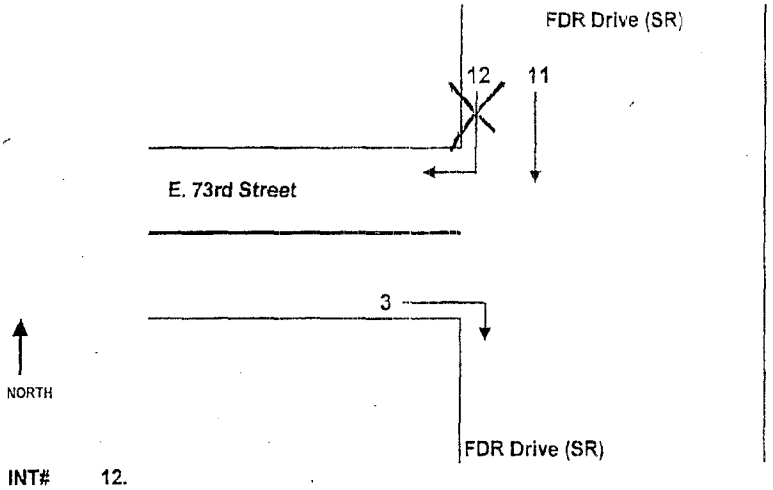

INT# 12.

INTERSECTION: FDR DRIVE SERVICE ROAD @ EAST 73RD STREET

Surveyor's Name: Andrey Dvigun				COUNTER #		DRIVER	YES / NO
PEAK 04:30PM - 06:30PM		MOVEMENT NUMBER				Date: March 28th 2007	
TIME	VEHICLE TYPE	3	11				
04:30 : 04:45	Auto	117	79				
	Heavy Vehicle	0	0				
04:45 : 05:00	Auto	75	50				
	Heavy Vehicle	0	1				
05:00 : 05:15	Auto	95	98				
	Heavy Vehicle	1	0				
05:15 : 05:30	Auto	97	93				
	Heavy Vehicle	0	1				
05:30 : 05:45	Auto	89	97				
	Heavy Vehicle	2	1				
05:45 : 06:00	Auto	76	103				
	Heavy Vehicle	2	2				
06:00 : 06:15	Auto	70	98				
	Heavy Vehicle	0	1				
06:15 : 06:30	Auto	88	103				
	Heavy Vehicle	0	0				

TRIP CONSULTANTS CORP.

Traffic Recording & Information Processing

1 SURVEYOR

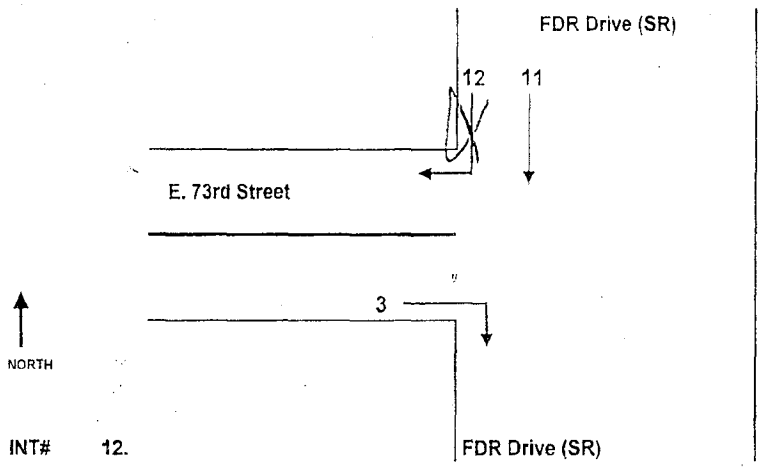

INTERSECTION: FDR DRIVE SERVICE ROAD @ EAST 73RD STREET

Surveyor's Name: Elena Sytnova				COUNTER # N/A		DRIVER	YES / NO
PEAK 07:00AM - 09:00AM			MOVEMENT NUMBER			Date: March 29 2007	
TIME	VEHICLE TYPE	3	11				
07:00 : 07:15	Auto	92	124				
	Heavy Vehicle	1	1				
07:15 : 07:30	Auto	95	173				
	Heavy Vehicle	1	—				
07:30 : 07:45	Auto	74	112				
	Heavy Vehicle	—	1				
07:45 : 08:00	Auto	82	135				
	Heavy Vehicle	2	1				
08:00 : 08:15	Auto	124	105				
	Heavy Vehicle	1	1				
08:15 : 08:30	Auto	110	96				
	Heavy Vehicle	4	—				
08:30 : 08:45	Auto	121	98				
	Heavy Vehicle	2	1				
08:45 : 09:00	Auto	124	69				
	Heavy Vehicle	4	—				

TRIP CONSULTANTS CORP.

Traffic Recording & Information Processing

1 SURVEYOR

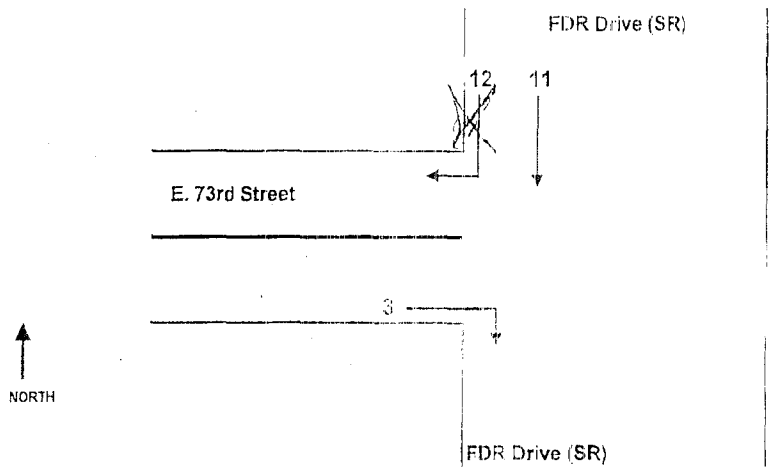

INT# 12.

INTERSECTION: FDR DRIVE SERVICE ROAD @ EAST 73RD STREET

Surveyor's Name: Elena Izaguirre				COUNTER # N/A		DRIVER	YES / NO ✓
PEAK 12:00PM - 02:00PM		MOVEMENT NUMBER				Date March 29, 2007	
TIME	VEHICLE TYPE	3	11				
12:00 : 12:15	Auto	68	113				
	Heavy Vehicle	1	4				
12:15 : 12:30	Auto	52	106				
	Heavy Vehicle	3	1				
12:30 : 12:45	Auto	60	23				
	Heavy Vehicle	1	2				
12:45 : 01:00	Auto	75	95				
	Heavy Vehicle	3	3				
01:00 : 01:15	Auto	69	112				
	Heavy Vehicle	1	1				
01:15 : 01:30	Auto	72	107				
	Heavy Vehicle	2	3				
01:30 : 01:45	Auto	66	113				
	Heavy Vehicle	3	2				
01:45 : 02:00	Auto	65	112				
	Heavy Vehicle	2	—				

TRIP CONSULTANTS CORP.

Traffic Recording & Information Processing

1 SURVEYOR

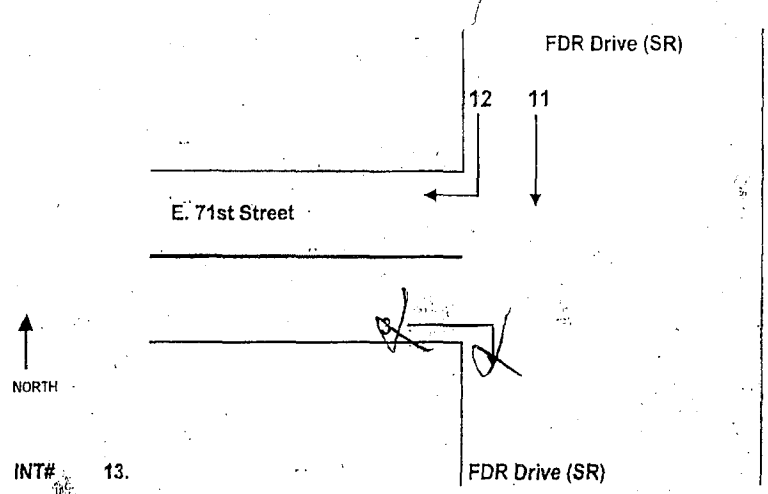

INT# 13.

INTERSECTION: FDR DRIVE SERVICE ROAD @ EAST 71ST STREET

Surveyor's Name: LEONID KHUTORYANSKIY				COUNTER # 2279		DRIVER	YES (NO)
PEAK 07:00AM - 09:00AM		MOVEMENT NUMBER				Date March 22, 2007	
TIME	VEHICLE TYPE	13	11	12			
07:00 : 07:15	Auto	0	59	151			
	Heavy Vehicle	0	0	0			
07:15 : 07:30	Auto	0	83	133			
	Heavy Vehicle	0	0	2			
07:30 : 07:45	Auto	0	64	119			
	Heavy Vehicle		1	3			
07:45 : 08:00	Auto	0	91	138			
	Heavy Vehicle	0	0	3			
08:00 : 08:15	Auto		123	129			
	Heavy Vehicle		2	2			
08:15 : 08:30	Auto	0	113	88			
	Heavy Vehicle	0	0	0			
08:30 : 08:45	Auto	0	121	107			
	Heavy Vehicle	0	0	3			
08:45 : 09:00	Auto	0	136	80			
	Heavy Vehicle	0	0	2			

TRIP CONSULTANTS CORP.

Traffic Recording & Information Processing

1 SURVEYOR

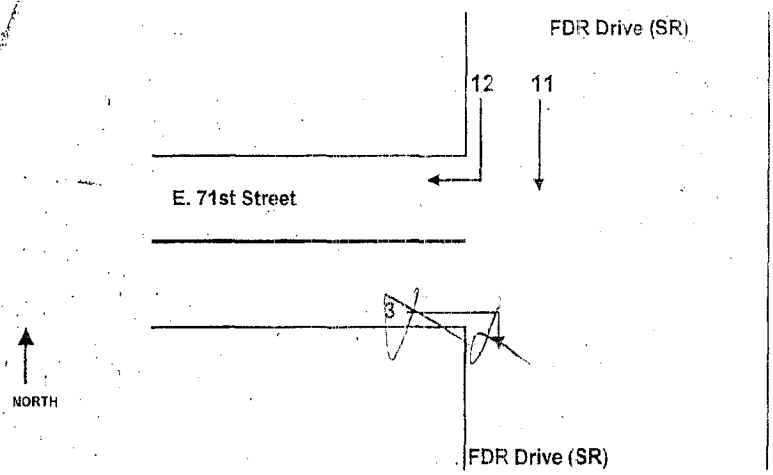

INT# 13.

INTERSECTION: FDR DRIVE SERVICE ROAD @ EAST 71ST STREET

Surveyor's Name:				COUNTER #		DRIVER	YES / NO
PEAK 12:00PM - 02:00PM		MOVEMENT NUMBER				Date: March	2007
TIME	VEHICLE TYPE	13	11	12			
12:00 : 12:15	Auto	0	54	128			
	Heavy Vehicle	0	0	2			
12:15 : 12:30	Auto	0	40	127			
	Heavy Vehicle	0	0	1			
12:30 : 12:45	Auto	0	57	139			
	Heavy Vehicle	0	0	2			
12:45 : 01:00	Auto	0	66	92			
	Heavy Vehicle	0	3	3			
01:00 : 01:15	Auto	0	58	72			
	Heavy Vehicle	0	1	2			
01:15 : 01:30	Auto	0	54	102			
	Heavy Vehicle	0	1	0			
01:30 : 01:45	Auto	0	53	107			
	Heavy Vehicle	0	6	3			
01:45 : 02:00	Auto		56	130			
	Heavy Vehicle		0	2			

TRIP CONSULTANTS CORP.

Traffic Recording & Information Processing

1 SURVEYOR

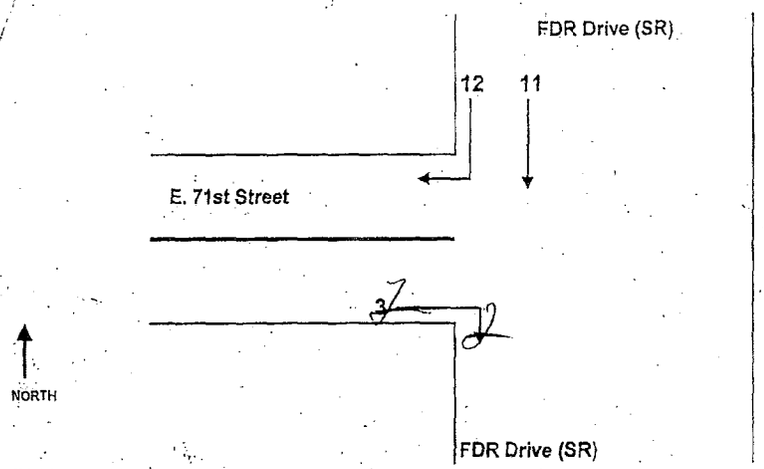

INT# 13.

INTERSECTION: FDR DRIVE SERVICE ROAD @ EAST 71ST STREET

Surveyor's Name:				COUNTER #		DRIVER	YES / NO
PEAK 04:30PM 06:30PM		MOVEMENT NUMBER				Date: March	2007
TIME	VEHICLE TYPE	13	11	12			
04:30 : 04:45	Auto	1	100	106			
	Heavy Vehicle	0	0	0			
04:45 : 05:00	Auto	0	57	88			
	Heavy Vehicle	0	0	1			
05:00 : 05:15	Auto	0	76	79			
	Heavy Vehicle	0	0	2			
05:15 : 05:30	Auto	0	109	119			
	Heavy Vehicle	0	0	0			
05:30 : 05:45	Auto	0	79	111			
	Heavy Vehicle	0	0	1			
05:45 : 06:00	Auto	0	71	122			
	Heavy Vehicle	0	0	1			
06:00 : 06:15	Auto	0	45	126			
	Heavy Vehicle	0	0	0			
06:15 : 06:30	Auto	0	51	127			
	Heavy Vehicle	0	0	0			

TRIP CONSULTANTS CORP.

Traffic Recording & Information Processing

1 SURVEYOR

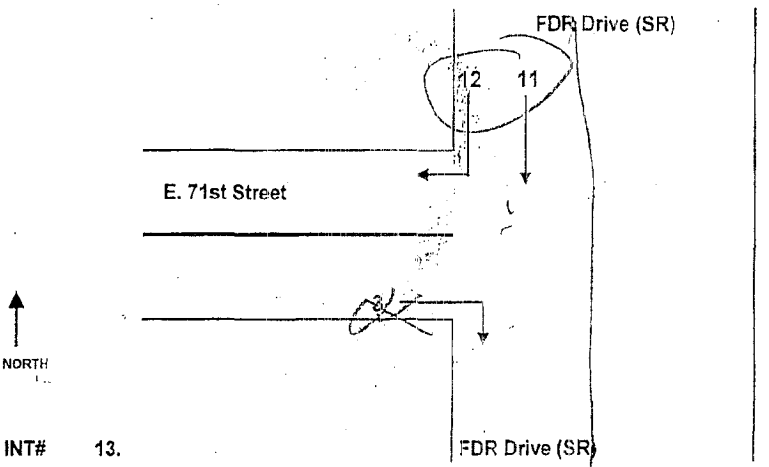

INT# 13.

INTERSECTION: FDR DRIVE SERVICE ROAD @ EAST 71ST STREET

Surveyor's Name: Drapkin Tanya				COUNTER #		DRIVER	YES / NO
PEAK 07:00AM - 09:00AM		MOVEMENT NUMBER				Date: March 29 2007	
TIME	VEHICLE TYPE	11	12				
07:00 : 07:15	Auto	72	127				
	Heavy Vehicle	0	3				
07:15 : 07:30	Auto	84	121				
	Heavy Vehicle	3	1				
07:30 : 07:45	Auto	74	132				
	Heavy Vehicle	0	3				
07:45 : 08:00	Auto	90	96				
	Heavy Vehicle	0	0				
08:00 : 08:15	Auto	132	79				
	Heavy Vehicle	0	2				
08:15 : 08:30	Auto	124	75				
	Heavy Vehicle	2	1				
08:30 : 08:45	Auto	149	62				
	Heavy Vehicle	1	1				
08:45 : 09:00	Auto	98	87				
	Heavy Vehicle	0	3				

TRIP CONSULTANTS CORP.

Traffic Recording & Information Processing

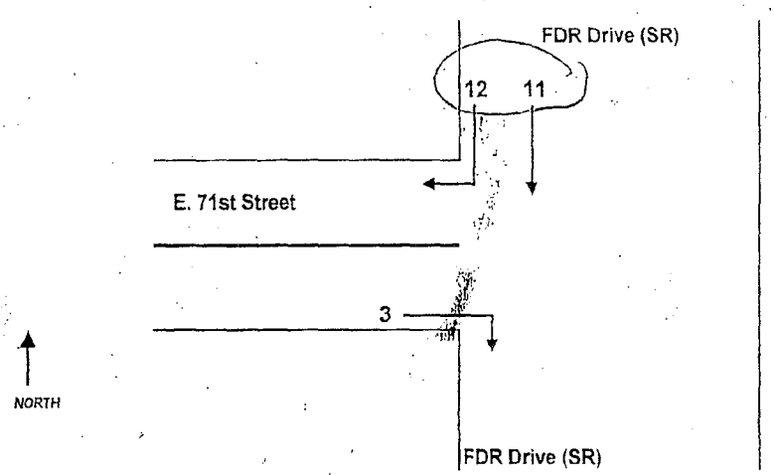

1 SURVEYOR

INT# 13.

INTERSECTION: FDR DRIVE SERVICE ROAD @ EAST 71ST STREET

Surveyor's Name: Tanya Prapkin				COUNTER #		DRIVER	YES / NO
PEAK 12:00PM - 02:00PM		MOVEMENT NUMBER				Date: March 28 2007	
TIME	VEHICLE TYPE	11	12				
12:00 : 12:15	Auto	40	57				
	Heavy Vehicle	0	2				
12:15 : 12:30	Auto	66	109				
	Heavy Vehicle	1	3				
12:30 : 12:45	Auto	59	93				
	Heavy Vehicle	1	1				
12:45 : 01:00	Auto	53	126				
	Heavy Vehicle	0	2				
01:00 : 01:15	Auto	54	119				
	Heavy Vehicle	0	1				
01:15 : 01:30	Auto	84	96				
	Heavy Vehicle	2	3				
01:30 : 01:45	Auto	50	83				
	Heavy Vehicle	0	0				
01:45 : 02:00	Auto	57	88				
	Heavy Vehicle	0	4				

TRIP CONSULTANTS CORP.

Traffic Recording & Information Processing

1 SURVEYOR

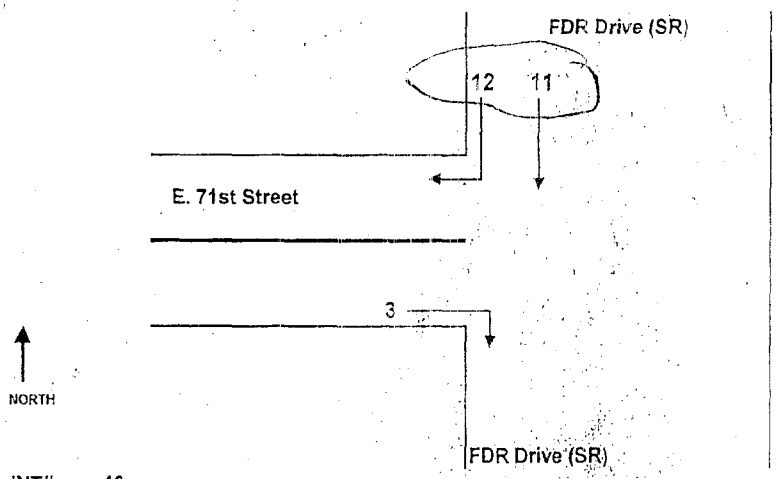

INT# 13.

INTERSECTION: FDR DRIVE SERVICE ROAD @ EAST 71ST STREET

Surveyor's Name: Tanya Drapkin				COUNTER #		DRIVER	YES / NO
PEAK 04:30PM - 06:30PM		MOVEMENT NUMBERS				Date: March 29th 2007	
TIME	VEHICLE TYPE	11	12				
04:30 : 04:45	Auto	119	62				
	Heavy Vehicle	0	0				
04:45 : 05:00	Auto	109	40				
	Heavy Vehicle	0	2				
05:00 : 05:15	Auto	119	73				
	Heavy Vehicle	0	0				
05:15 : 05:30	Auto	122	94				
	Heavy Vehicle	0	1				
05:30 : 05:45	Auto	92	105				
	Heavy Vehicle	0	3				
05:45 : 06:00	Auto	86	96				
	Heavy Vehicle	0	1				
06:00 : 06:15	Auto	70	102				
	Heavy Vehicle	0	0				
06:15 : 06:30	Auto	101	107				
	Heavy Vehicle	0	0				

TRIP CONSULTANTS CORP.

Traffic Recording & Information Processing

1 SURVEYOR

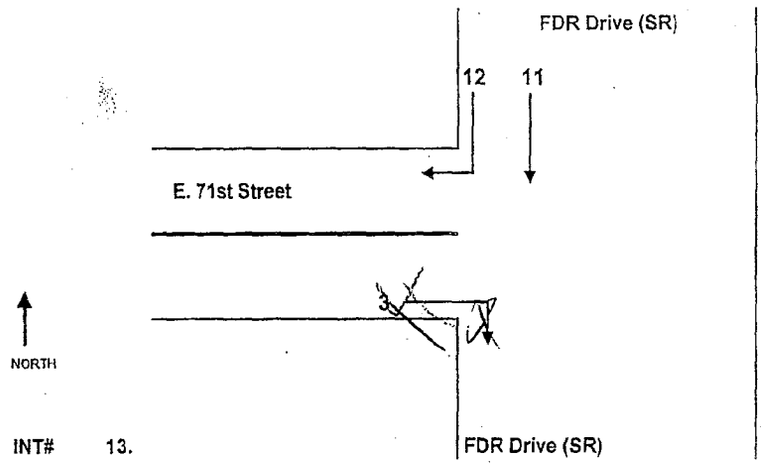

INT# 13.

INTERSECTION: FDR DRIVE SERVICE ROAD @ EAST 71ST STREET

Surveyor's Name: LEONID KHUTORYANSKIY				COUNTER #	2251	DRIVER	YES / NO
PEAK 07:00AM - 09:00AM		MOVEMENT NUMBER				Date: March 29, 2007	
TIME	VEHICLE TYPE	11	12				
07:00 : 07:15	Auto	87	143				
	Heavy Vehicle	1	3				
07:15 : 07:30	Auto	103	122				
	Heavy Vehicle	1	3				
07:30 : 07:45	Auto	127	91				
	Heavy Vehicle	3	3				
07:45 : 08:00	Auto	83	120				
	Heavy Vehicle	1	3				
08:00 : 08:15	Auto	126	78	-3			
	Heavy Vehicle		1				
08:15 : 08:30	Auto	143	76				
	Heavy Vehicle	1	3				
08:30 : 08:45	Auto	136	32				
	Heavy Vehicle	0	4				
08:45 : 09:00	Auto	131	59				
	Heavy Vehicle	1	3				

TRIP CONSULTANTS CORP.

Traffic Recording & Information Processing

1 SURVEYOR

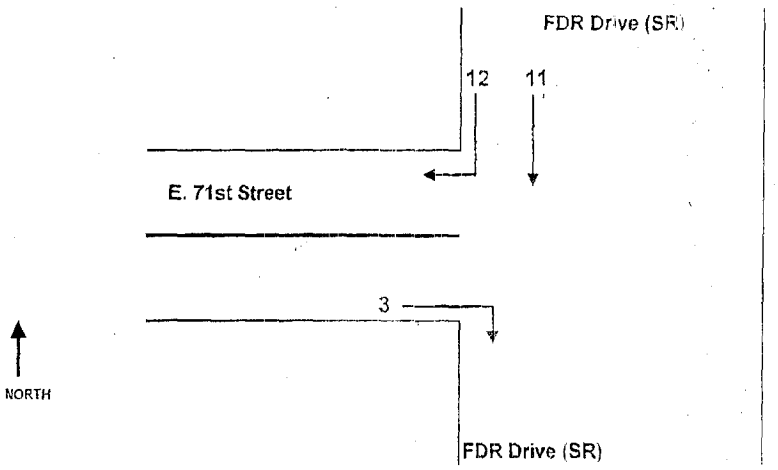

INT# 13.

INTERSECTION: FDR DRIVE SERVICE ROAD @ EAST 71ST STREET

Surveyor's Name:				COUNTER #		DRIVER	YES / NO
PEAK 12:00PM - 02:00PM		MOVEMENT NUMBER				Date: March	2007
START TIME	VEHICLE TYPES	11	12				
12:00 : 12:15	Auto	45	108				
	Heavy Vehicle	0	3				
12:15 : 12:30	Auto	53	97				
	Heavy Vehicle	1	1				
12:30 : 12:45	Auto	65	85				
	Heavy Vehicle	0	1				
12:45 : 01:00	Auto	76	98				
	Heavy Vehicle	1	5				
01:00 : 01:15	Auto	88	102				
	Heavy Vehicle	0	4				
01:15 : 01:30	Auto	77	97				
	Heavy Vehicle	1	4				
01:30 : 01:45	Auto	55	100				
	Heavy Vehicle	0	4				
01:45 : 02:00	Auto	94	110				
	Heavy Vehicle	1	1				

TRIP CONSULTANTS CORP.

Traffic Recording & Information Processing

1 SURVEYOR

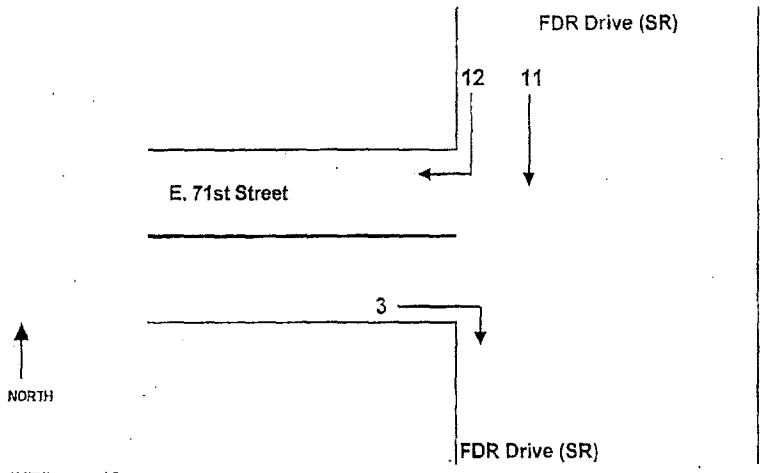

INT# 13.

INTERSECTION: FDR DRIVE SERVICE ROAD @ EAST 71ST STREET

Surveyor's Name:				COUNTER #		DRIVER	YES / NO
PEAK 04:30PM - 06:30PM		MOVEMENT NUMBER			Date: March		2007
TIME	VEHICLE TYPE	11	12				
04:30 : 04:45	Auto	91	62				
	Heavy Vehicle	2	3				
04:45 : 05:00	Auto	86	80				
	Heavy Vehicle	0	4				
05:00 : 05:15	Auto	89	87				
	Heavy Vehicle	1	0				
05:15 : 05:30	Auto	64	98				
	Heavy Vehicle	0	2				
05:30 : 05:45	Auto	89	95				
	Heavy Vehicle	0	0				
05:45 : 06:00	Auto	57	113				
	Heavy Vehicle	0	1				
06:00 : 06:15	Auto	33	73				
	Heavy Vehicle	0	1				
06:15 : 06:30	Auto	79	104				
	Heavy Vehicle	0	1				

TRIP CONSULTANTS CORP.

Traffic Recording & Information Processing

1 SURVEYOR

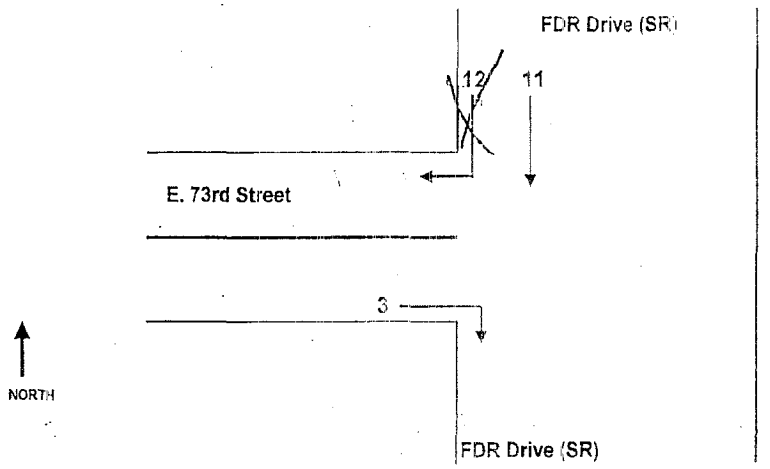

INT# 12.

INTERSECTION: FDR DRIVE SERVICE ROAD @ EAST 73RD STREET

Surveyor's Name: Elena Sysoeva				COUNTER # N/A		DRIVER	YES / NO ✓
PEAK 04:30PM - 06:30PM		MOVEMENT NUMBER				Date March 29, 2007	
TIME	VEHICLE TYPE	3	11				
04:30 : 04:45	Auto	129	83				
	Heavy Vehicle	2	1				
04:45 : 05:00	Auto	109	101				
	Heavy Vehicle	1	1				
05:00 : 05:15	Auto	88	109				
	Heavy Vehicle	1	—				
05:15 : 05:30	Auto	99	92				
	Heavy Vehicle	1	1				
05:30 : 05:45	Auto	87	110				
	Heavy Vehicle	—	—				
05:45 : 06:00	Auto	73	118				
	Heavy Vehicle	1	—				
06:00 : 06:15	Auto	84	116				
	Heavy Vehicle	—	—				
06:15 : 06:30	Auto	91	121				
	Heavy Vehicle	—	1				

Appendix B
Pedestrian Capacity Analysis and Data

APPENDIX B

Hospital for Special Surgery Pedestrian Analysis

Pedestrian Survey Data
Pedestrian Capacity Analysis
Accident Data

APPENDIX B

Hospital for Special Surgery Pedestrian Analysis

Pedestrian Survey Data

8-8:15

Project name: _____ Date: 4/24/07 Day: Tue

Pedestrian Counts

Intersection: _____ Time: 8:00-8:15

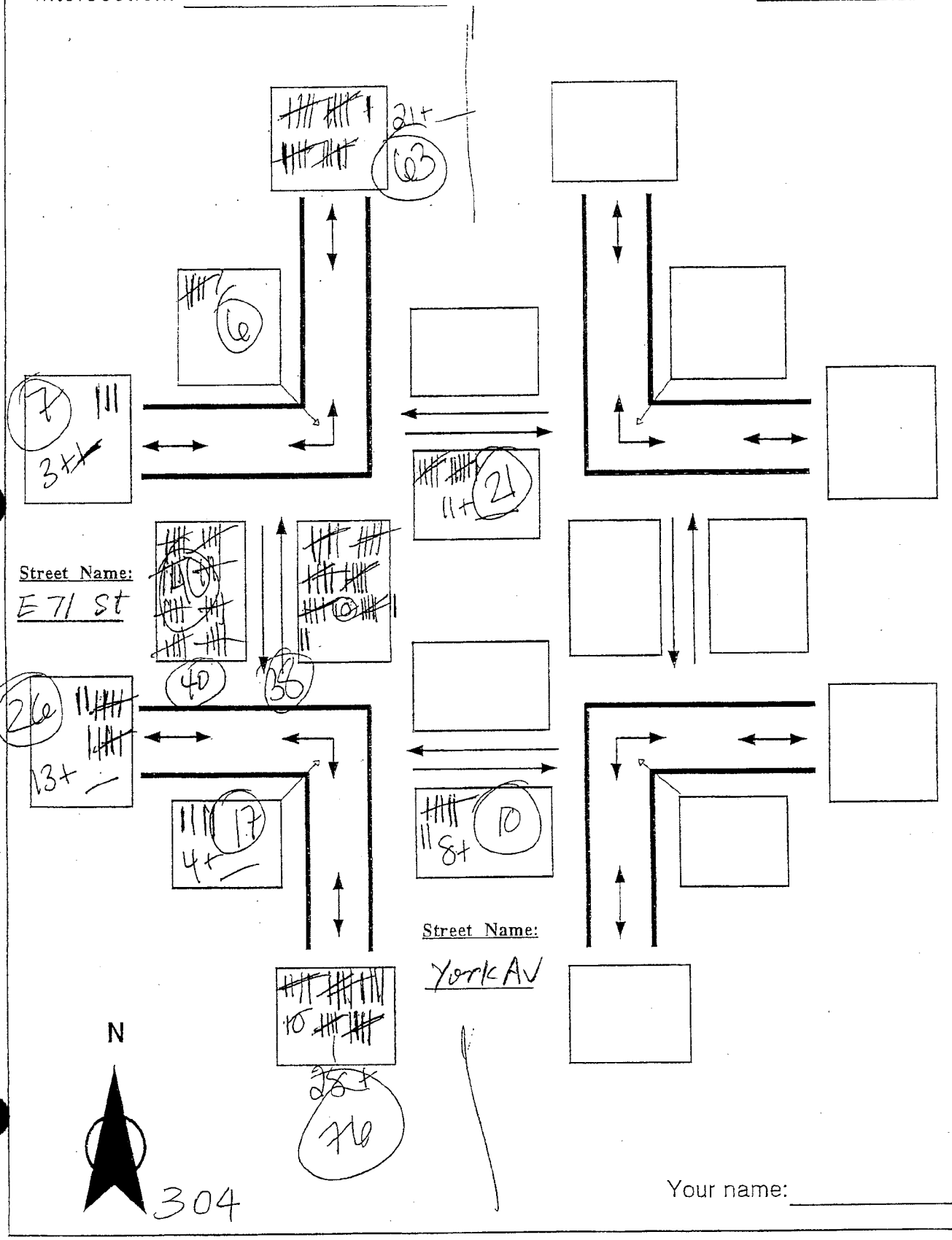

Your name: _____

8:15 - 8:30

Project name: _____ Date: 4/24/07 Day: Tue

Pedestrian Counts

Intersection: _____ Time: 8:15 - 8:30

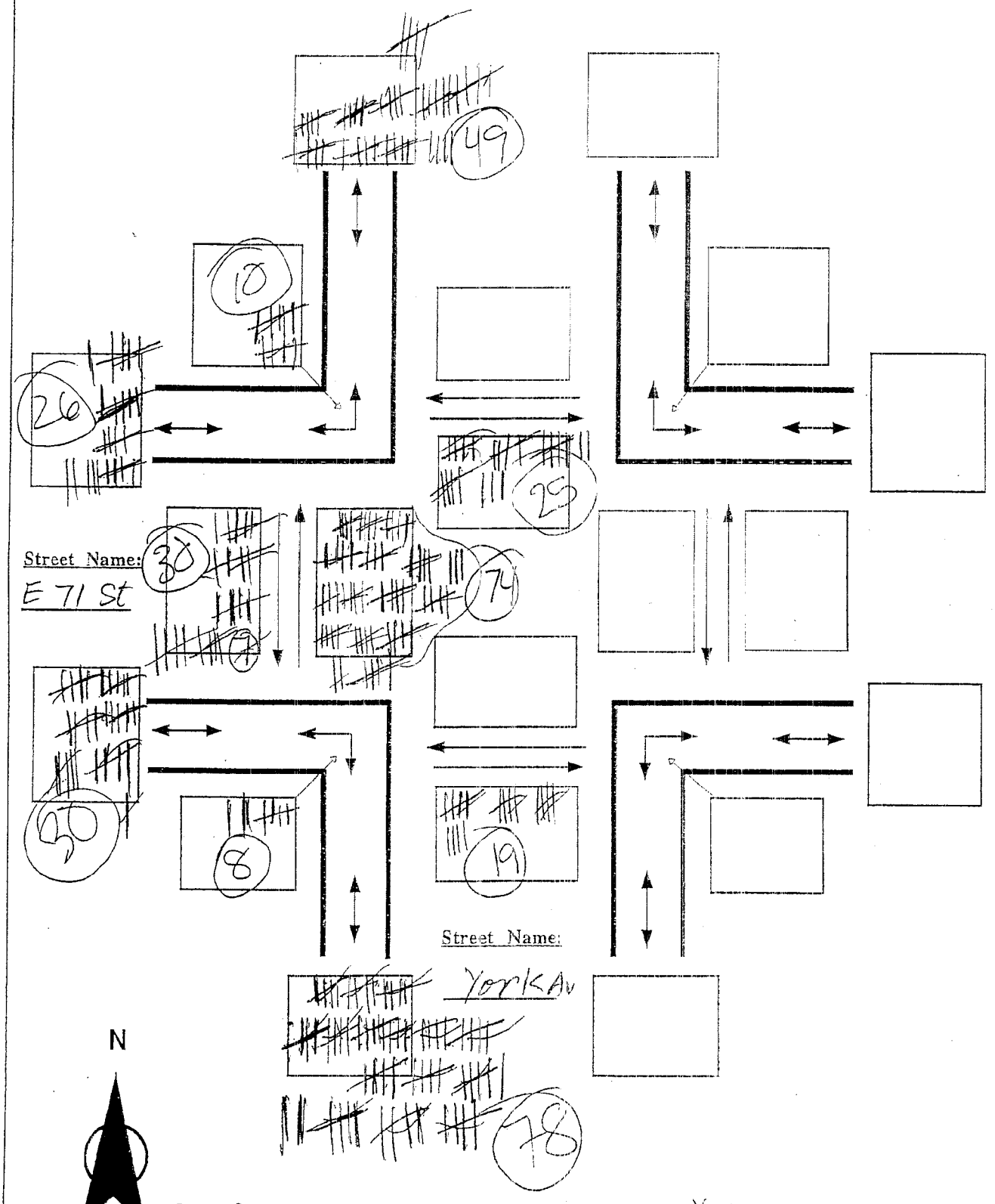

349

Your name: _____

8:30 - 8:45

Project name: _____ Date: 4/24/07 Day: Tue

Pedestrian Counts

Intersection: _____ Time: 8:30-8:45

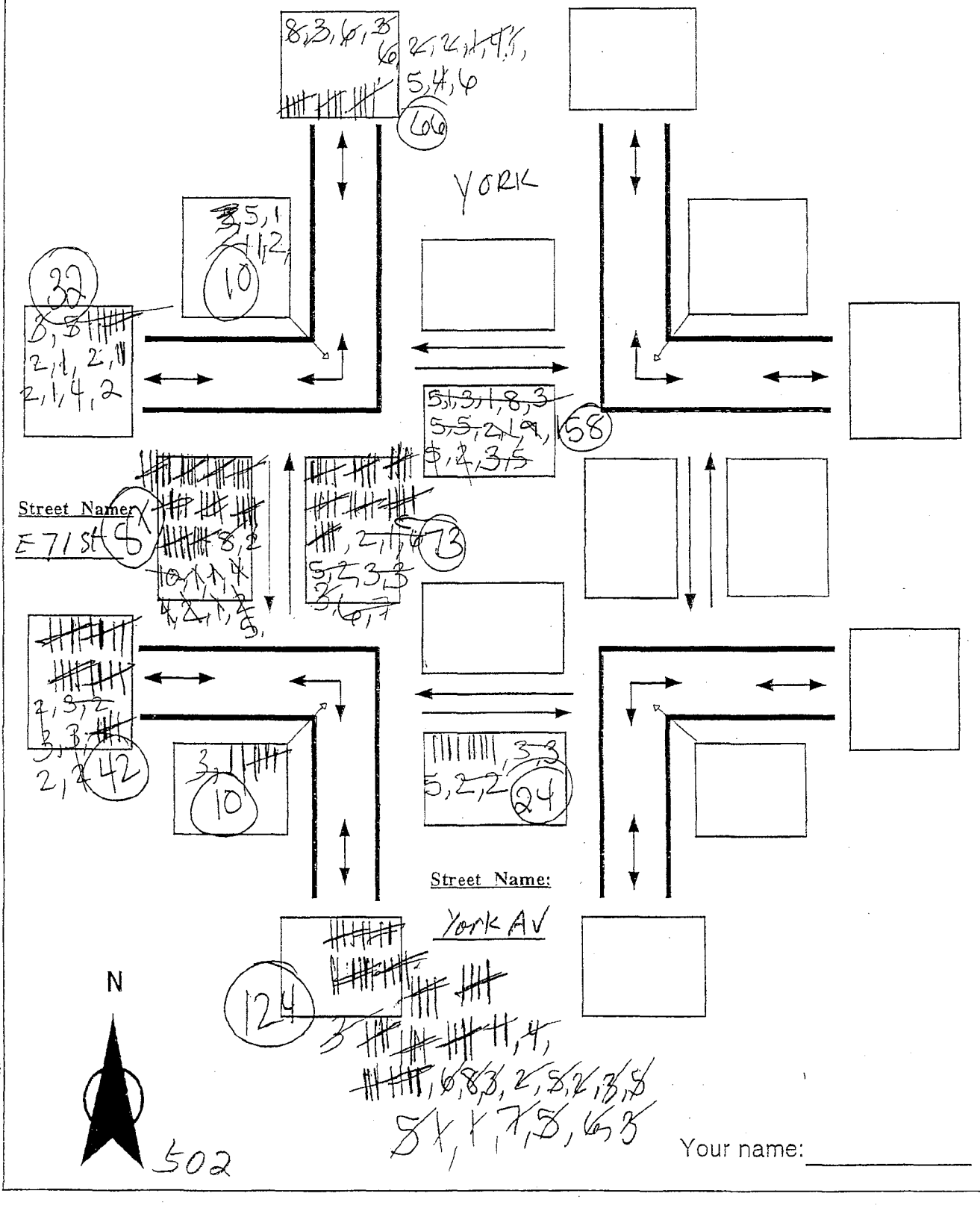

502

Your name: _____

8:45-9:00

Project name: _____ Date: 4/24/07 Day: Tue

Pedestrian Counts

Intersection: _____ Time: 8:45-9:00

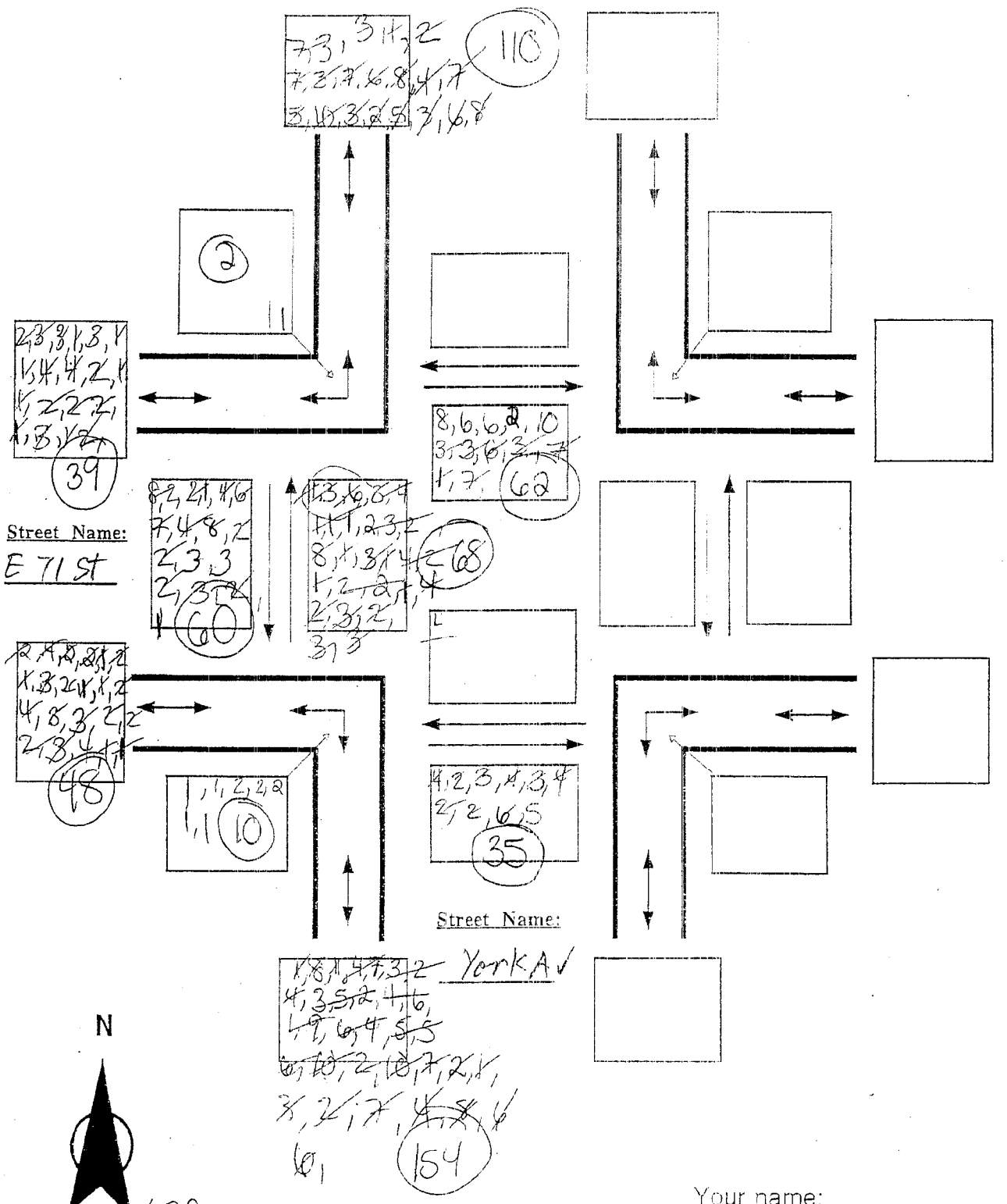

588

Your name: _____

4:00 - 4:15

Project name: _____ Date: 4/24/07 Day: Tue

Pedestrian Counts

Intersection: _____ Time: 9:00 - 9:15

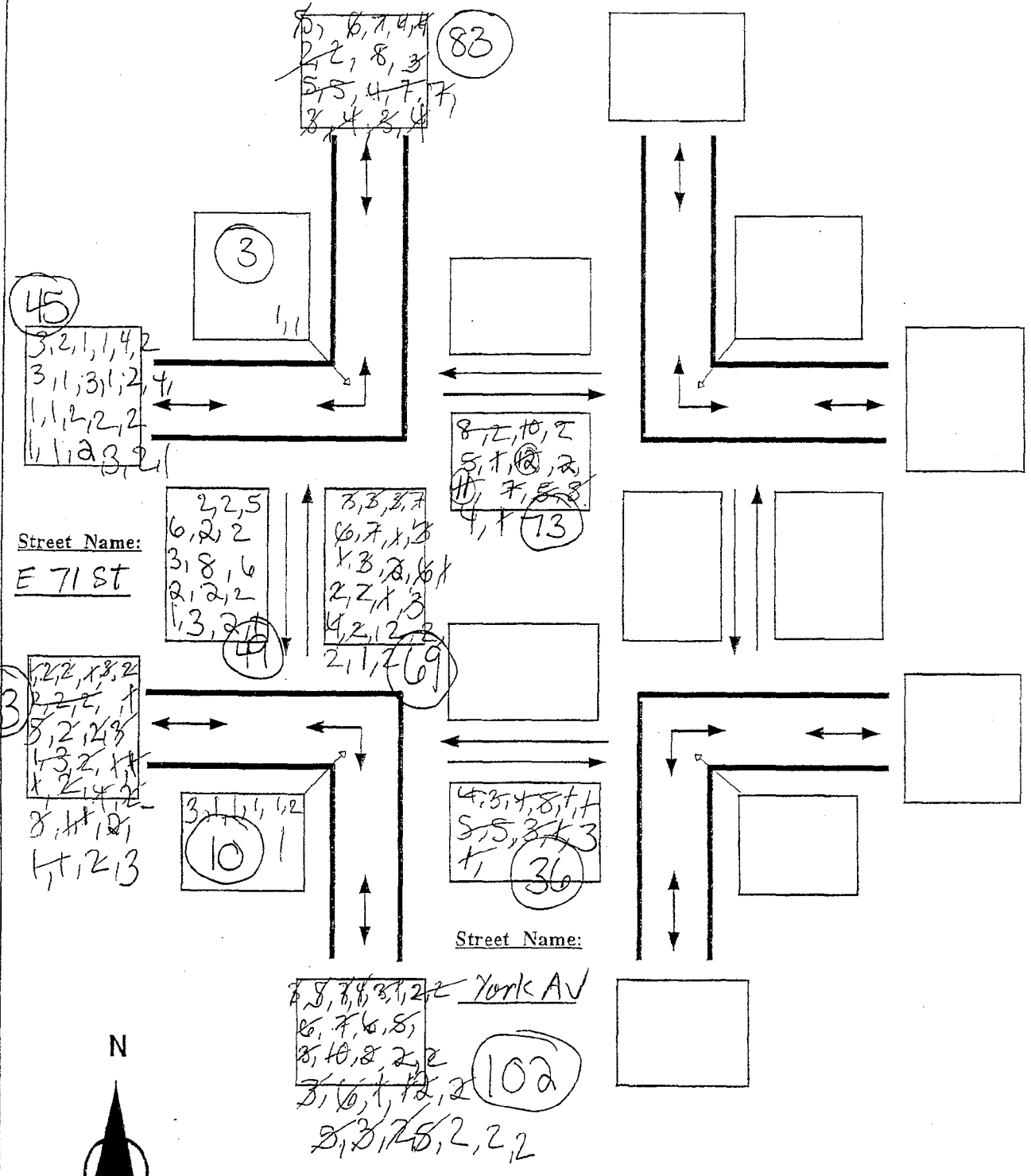

523

Your name: _____

12-12:15

Project name: _____ Date: 4/26/07 Day: Tue

Pedestrian Counts

Intersection: _____ Time: 12:00-12:15

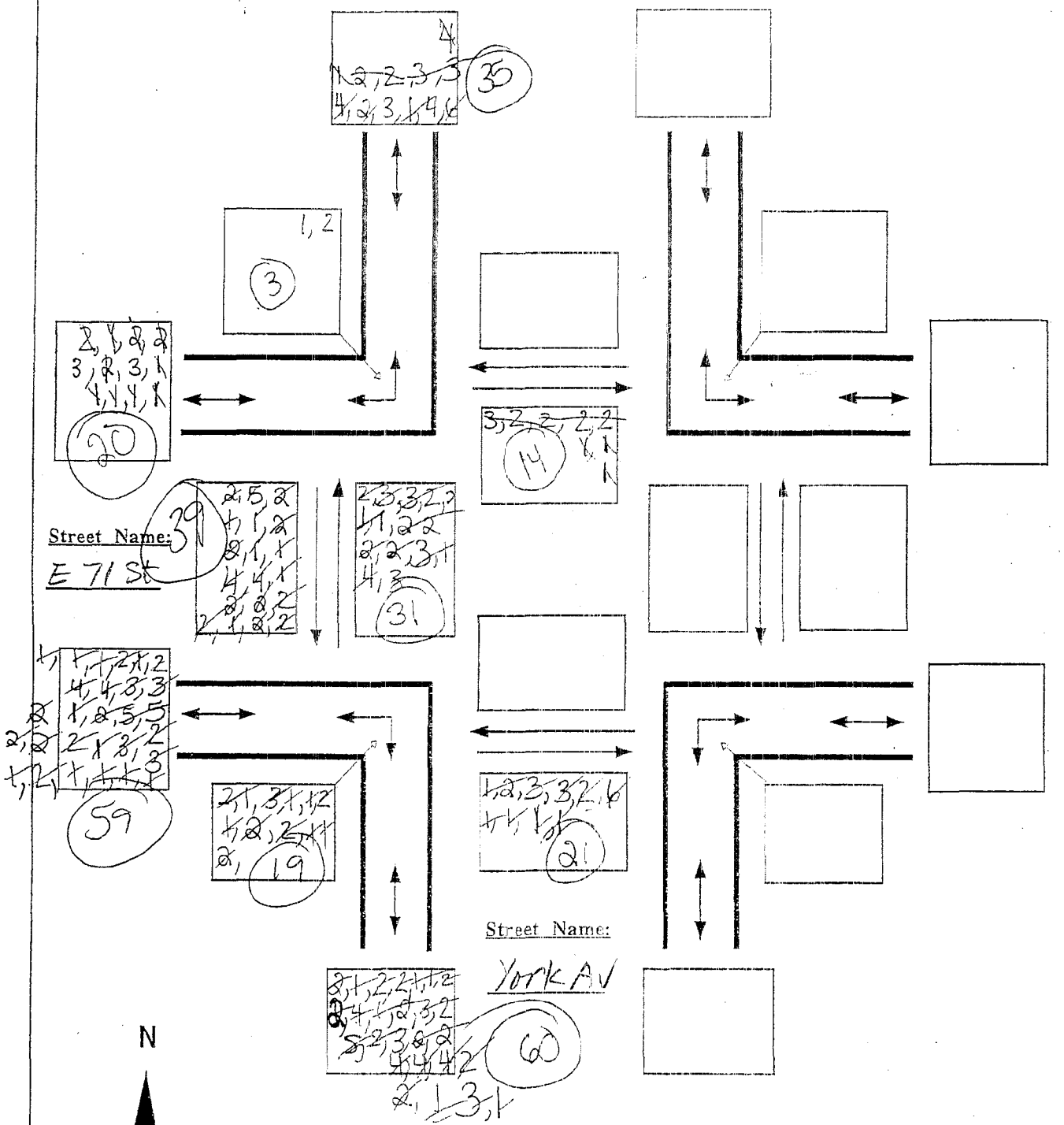

301

Your name: _____

12:15 - 12:30

Project name: _____ Date: 4/24/07 Day: Tue

Pedestrian Counts

Intersection: _____ Time: 12:15 - 12:30

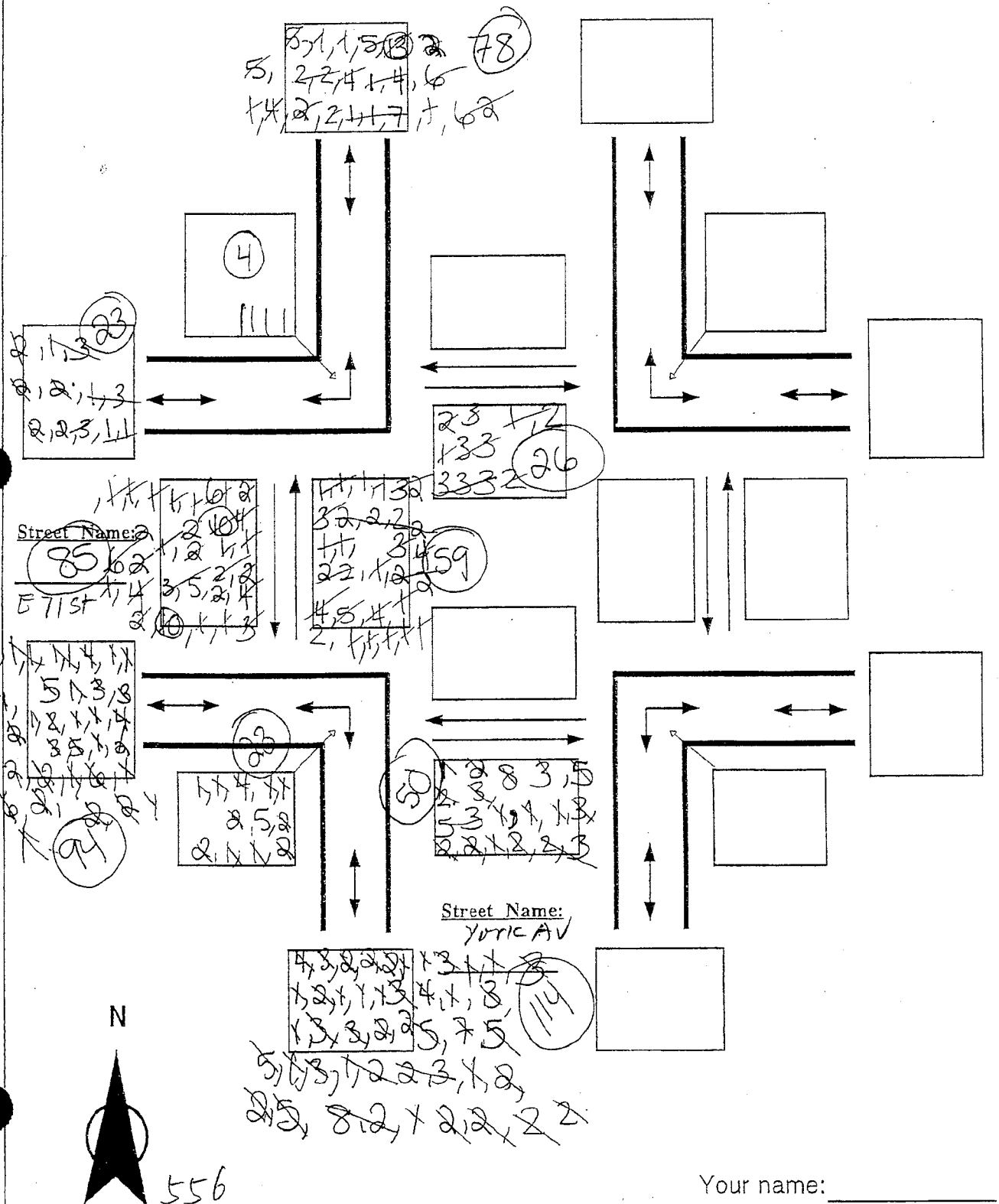

556

Your name: _____

12:30 - 12:45

Project name: _____ Date: 4/24/07 Day: Tue

Pedestrian Counts

Intersection: _____ Time: 12:30 - 12:45

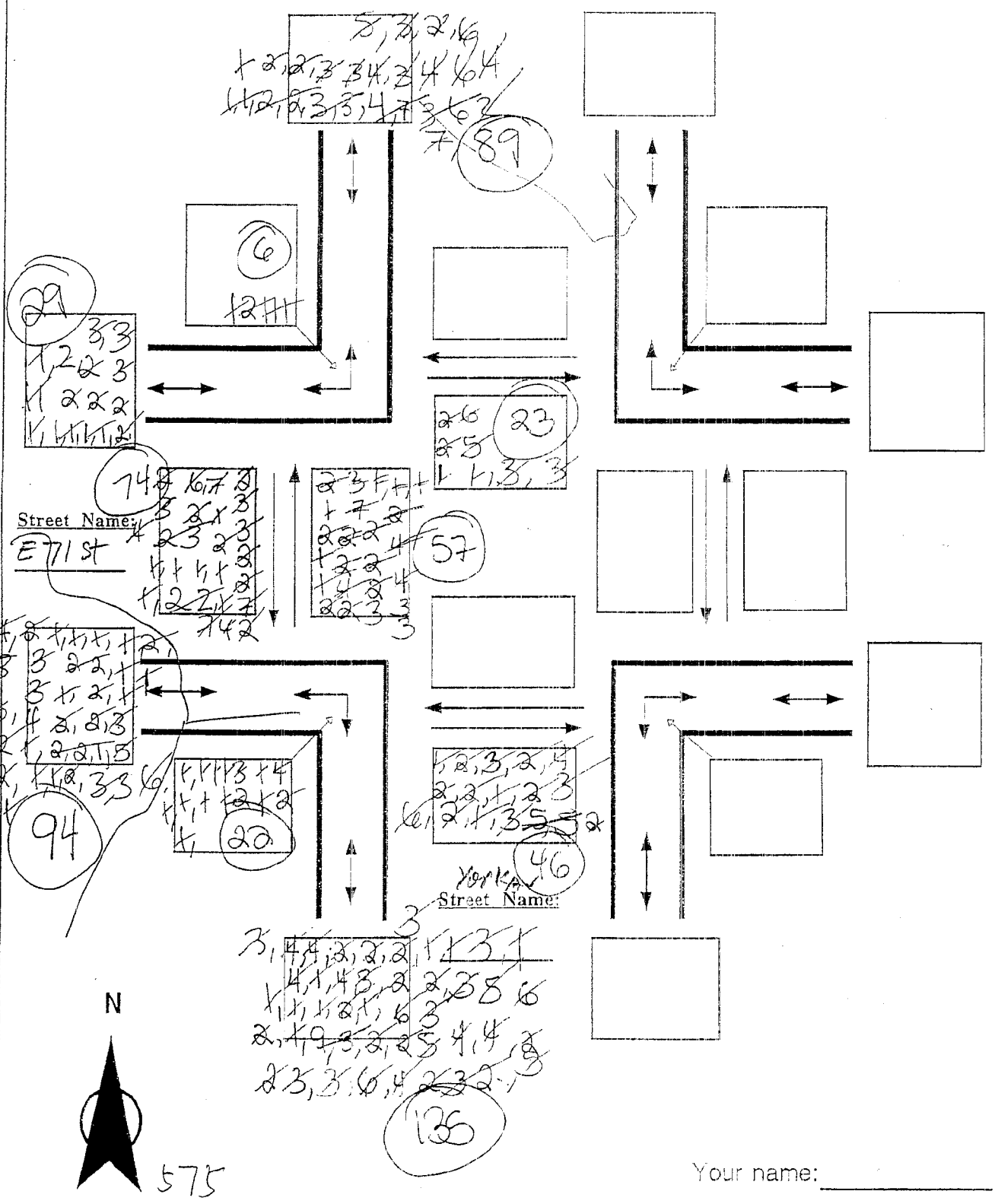

Your name: _____

12:45 - 1:00

Project name: _____ Date: 4/24/07 Day: Tue

Pedestrian Counts

Intersection: _____ Time: 12:45-1:00

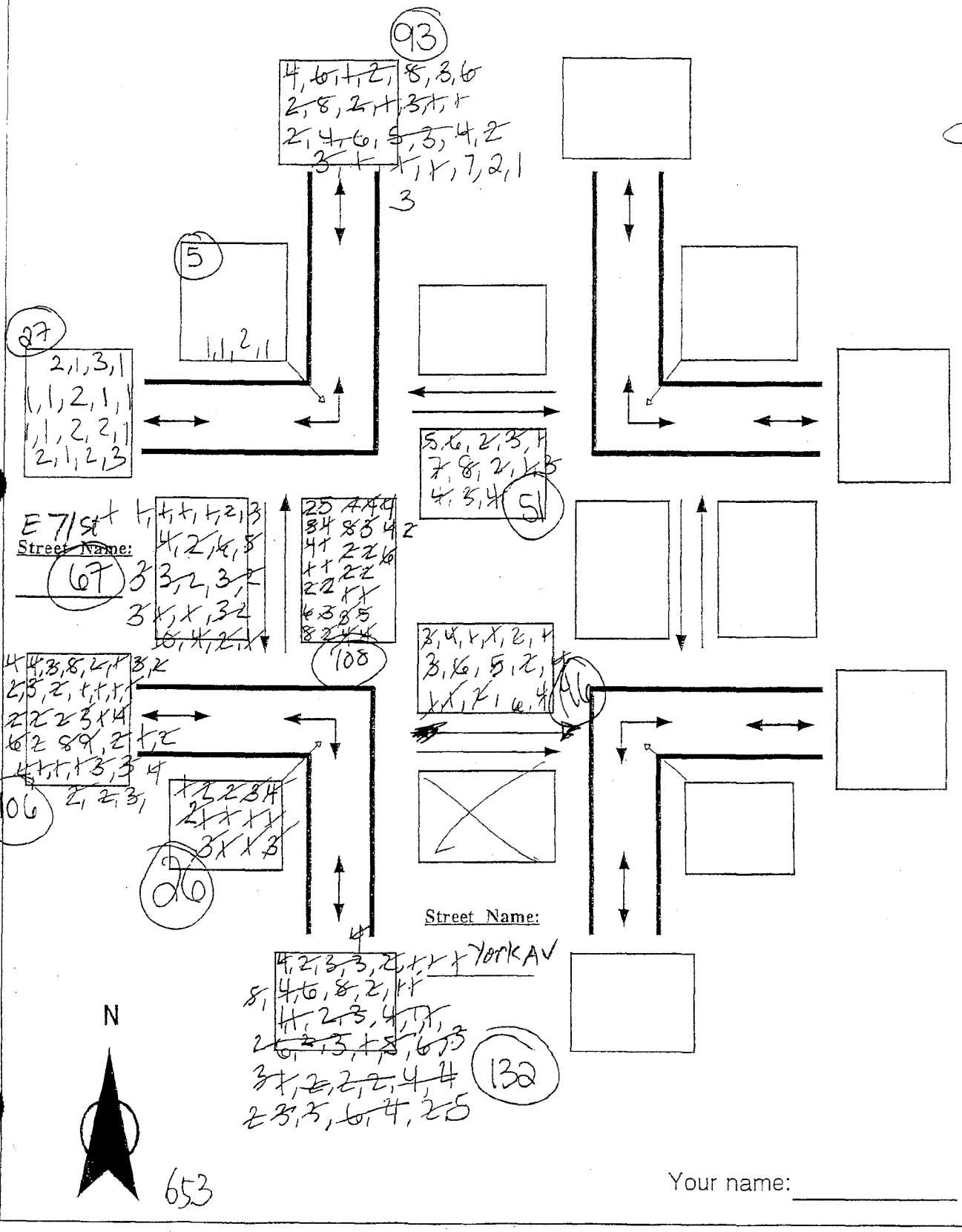

653

Your name: _____

1-115

Project name: _____ Date: 4/24/07 Day: Tue

Pedestrian Counts

Intersection: _____ Time: 1:00 - 1:15

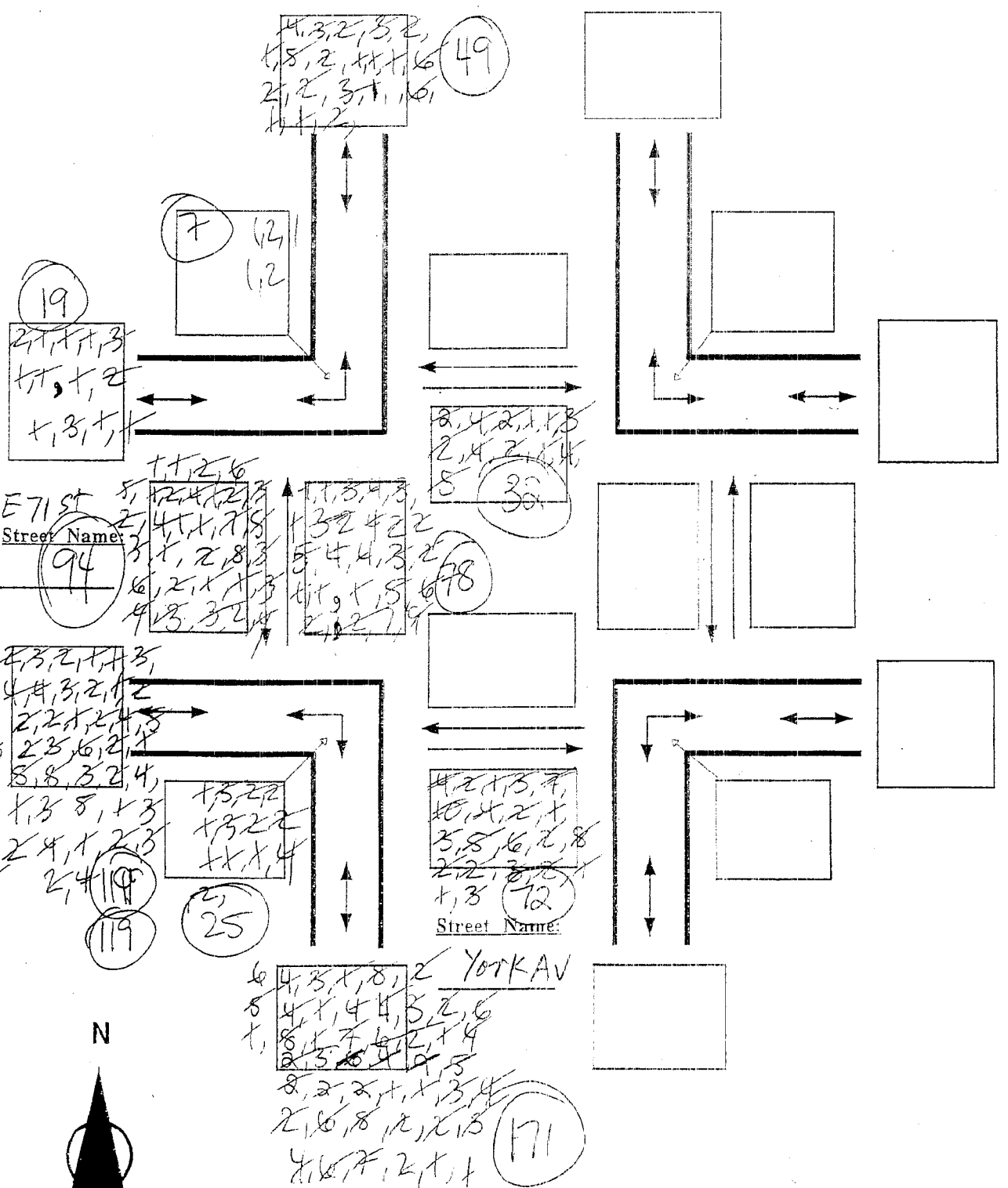

666

Your name: _____

4:30 - 4:45

Project name: _____ Date: 4/24/07 Day: Tue

Pedestrian Counts

Intersection: _____ Time: 4:30 - 4:45

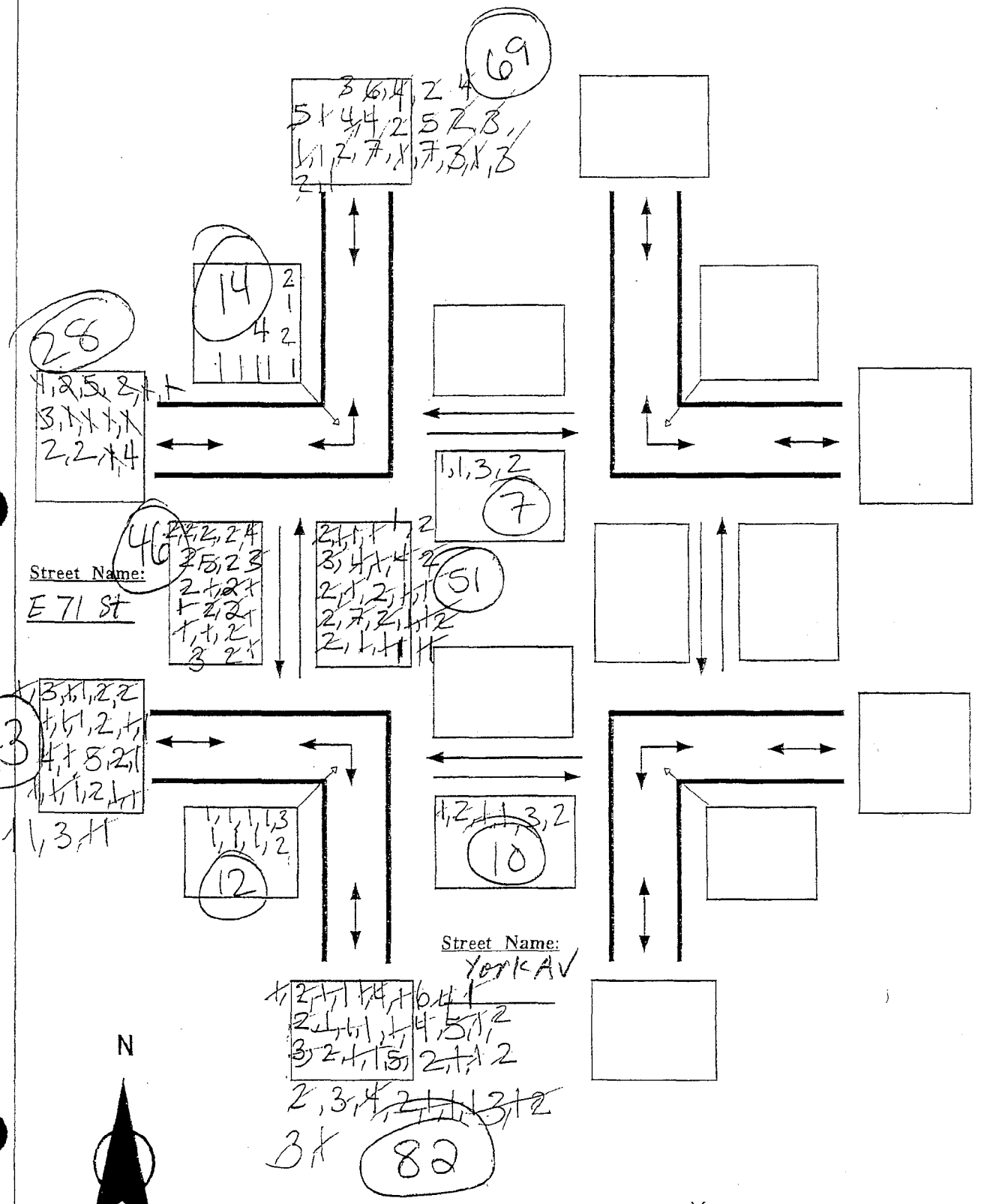

362

Your name: _____

4:45-5:00

Project name: _____ Date: 4/24/07 Day: Tue

Pedestrian Counts

Intersection: _____ Time: 4:45-5:00

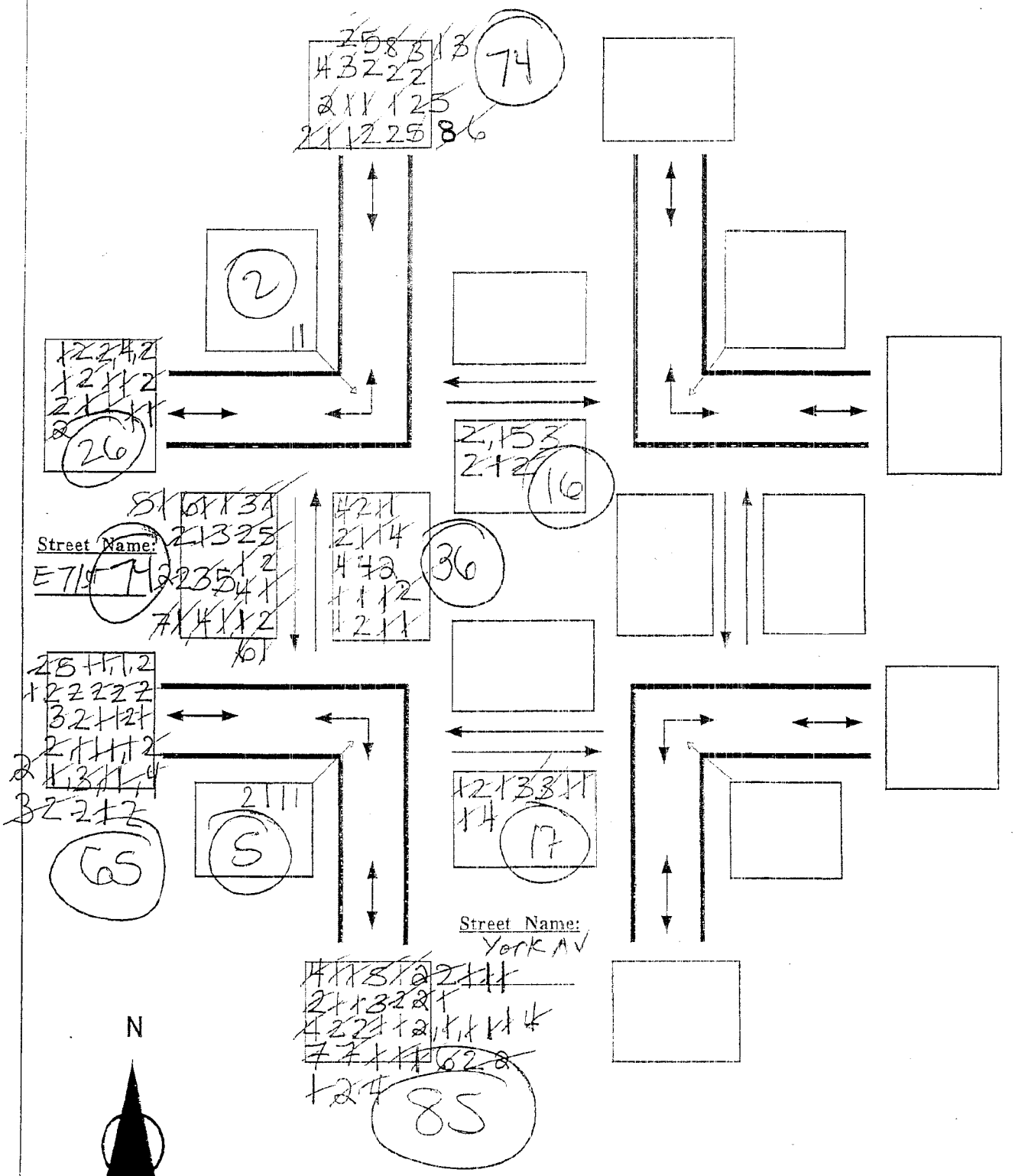

400

Your name: _____

5:00-5:15

Project name: _____ Date: 4/24/07 Day: Tue

Pedestrian Counts

Intersection: _____ Time: 5:00-5:15

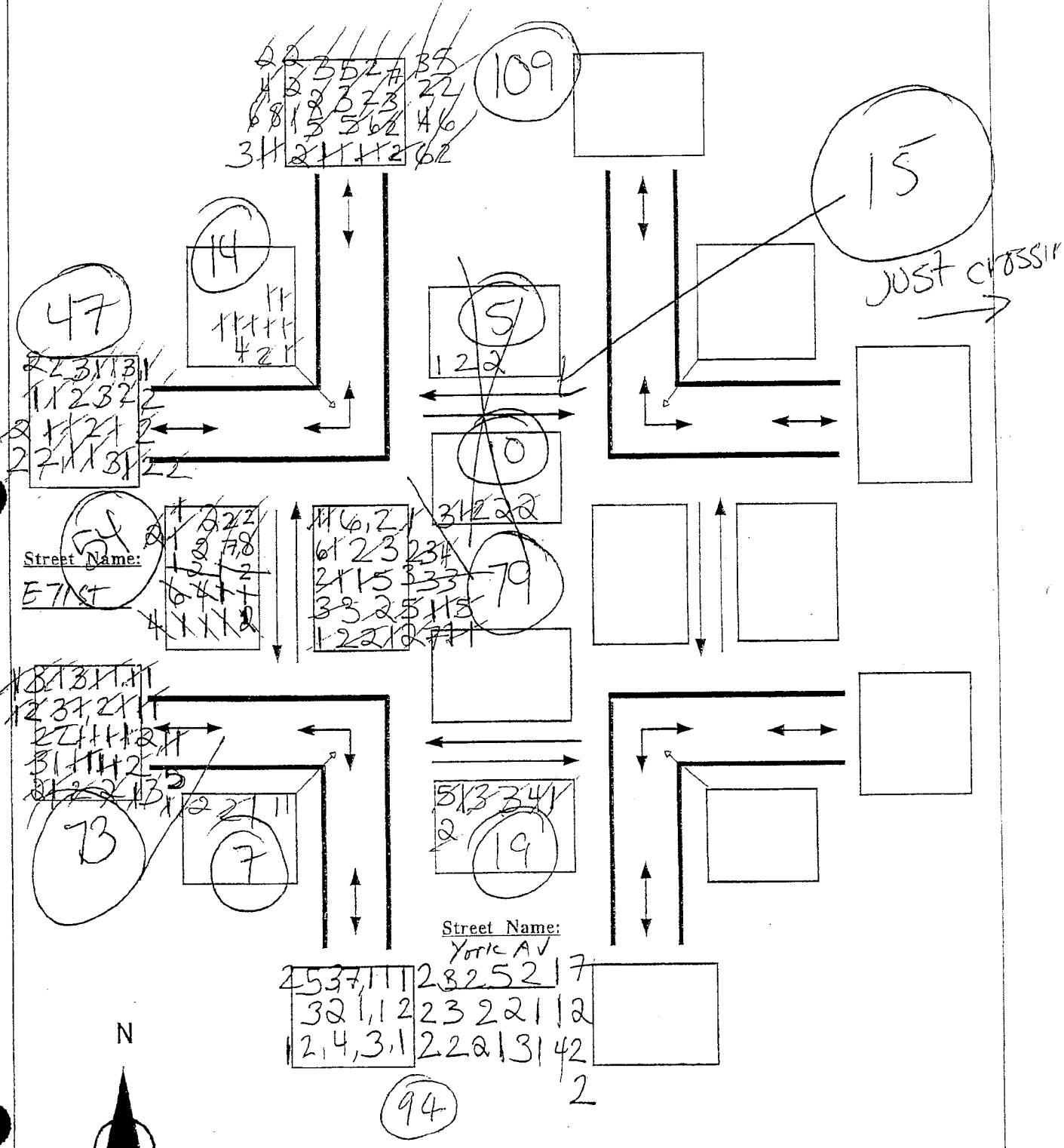

5/14

Your name: _____

5:15-5:30

Project name: _____ Date: 4/24/07 Day: Tue

Pedestrian Counts

Intersection: _____ Time: 5:15-5:30

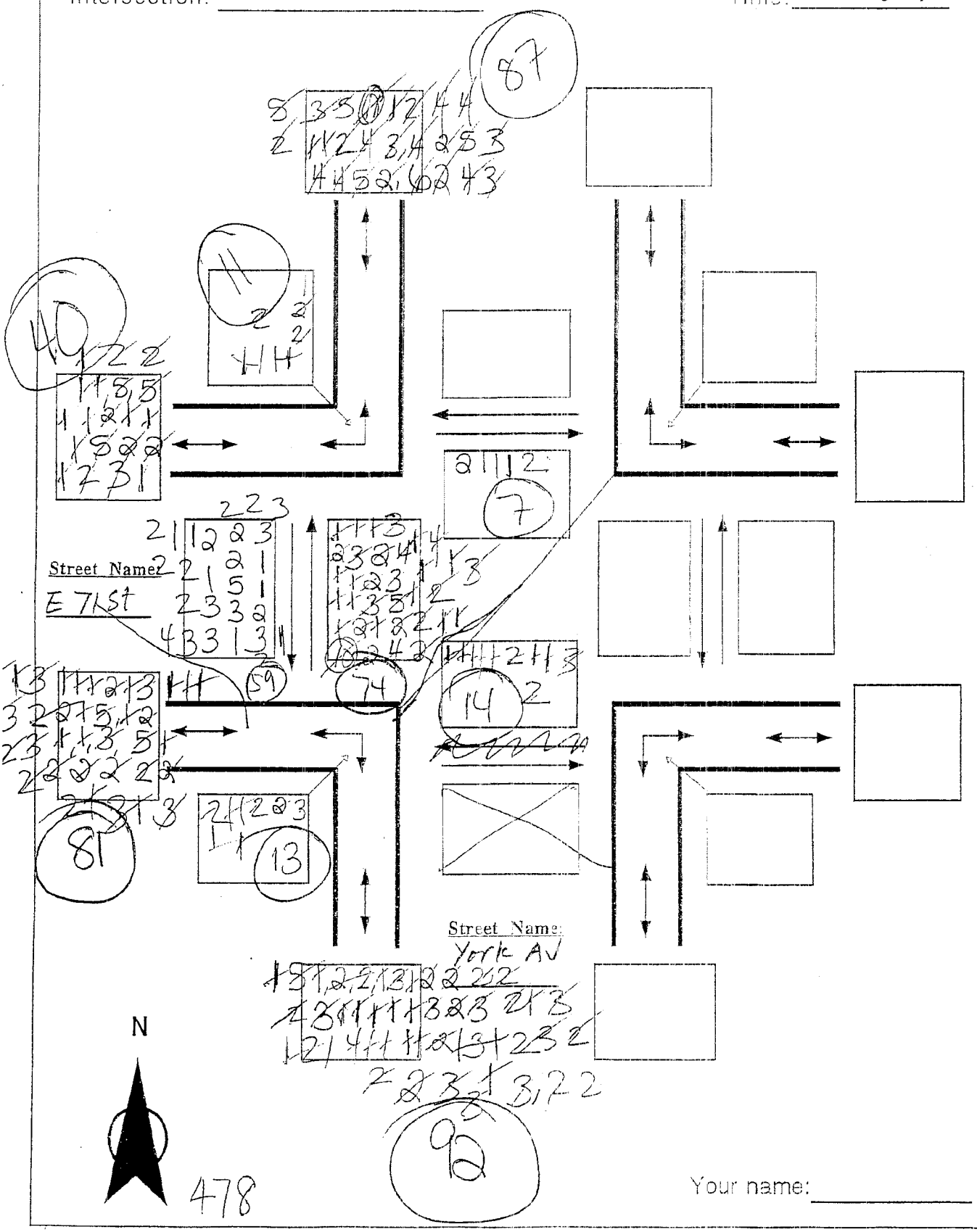

478

Your name: _____

~~5:15-5:30~~ 5:30-5:45

Project name: _____ Date: 4/24/07 Day: Tue

Pedestrian Counts

Intersection: _____ Time: 5:30-5:45

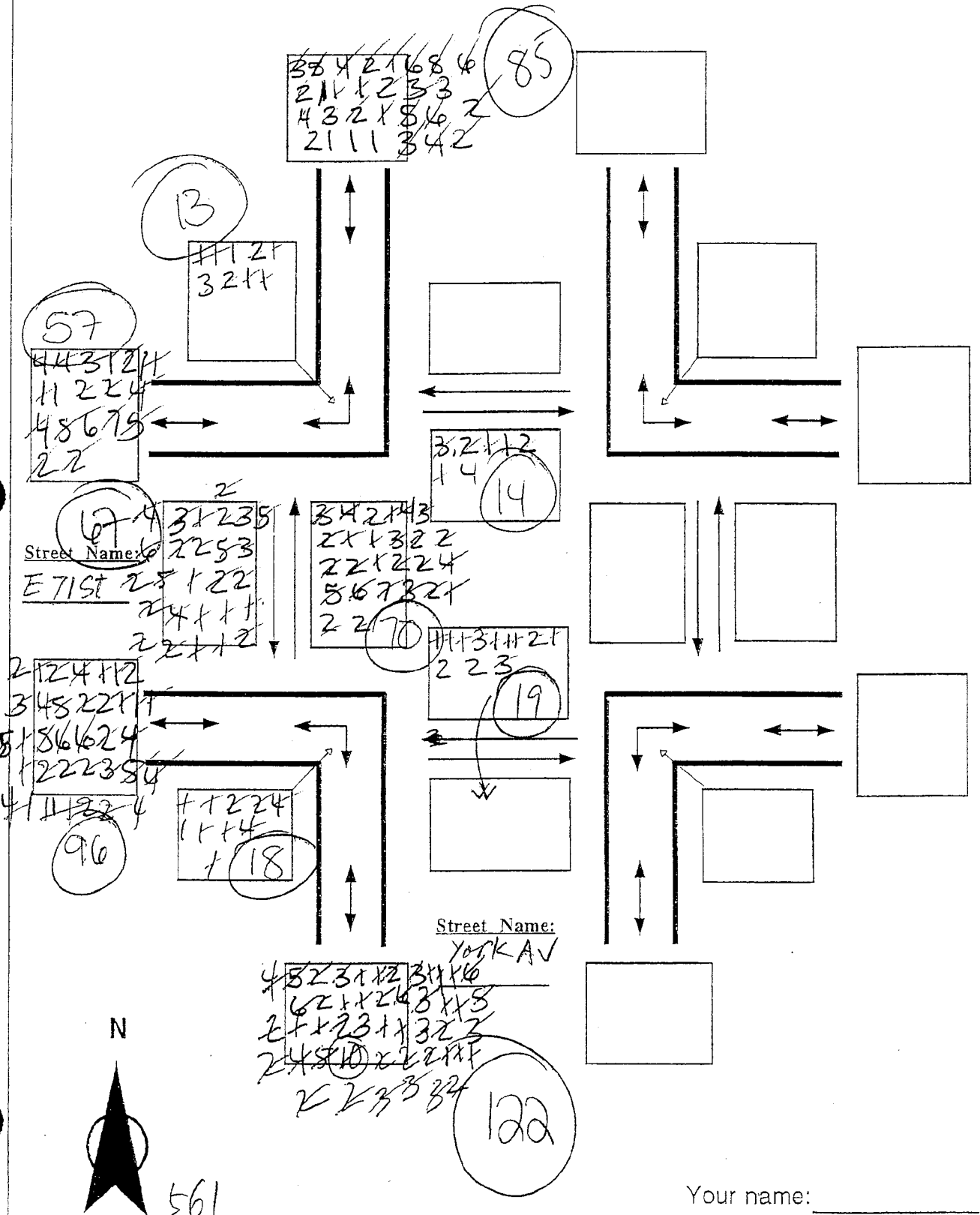

561

Your name: _____

Project name: _____ Date: 4/24/07 Day: Tue

Pedestrian Counts

Intersection: York Ave / E. 71st. Time: 8:00 AM – 8:15

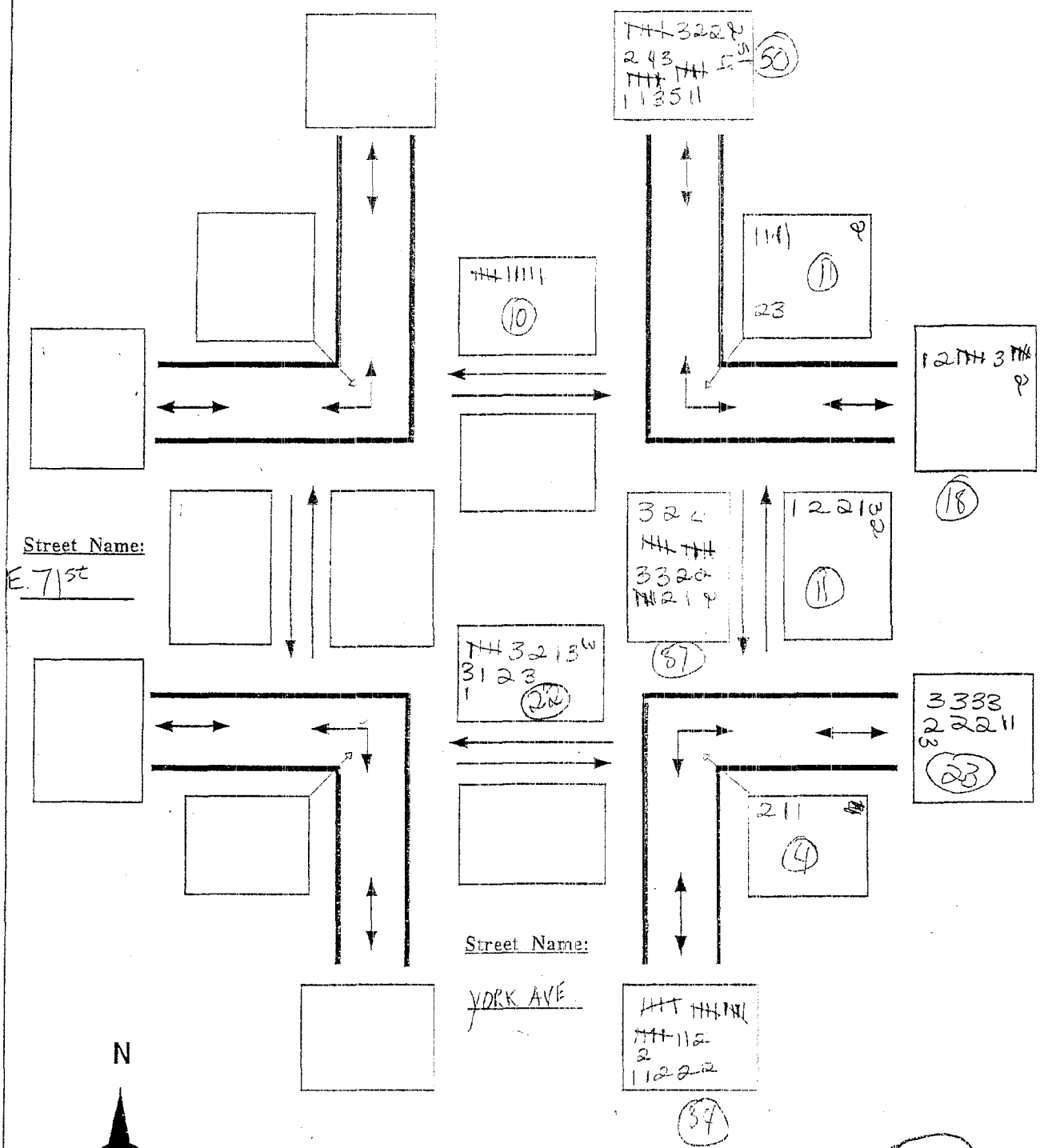

190

Your name: _____

Project name: _____ Date: 4/24/07 Day: Tue

Pedestrian Counts

Intersection: York / E 71st Time: 8:15 - 8:30

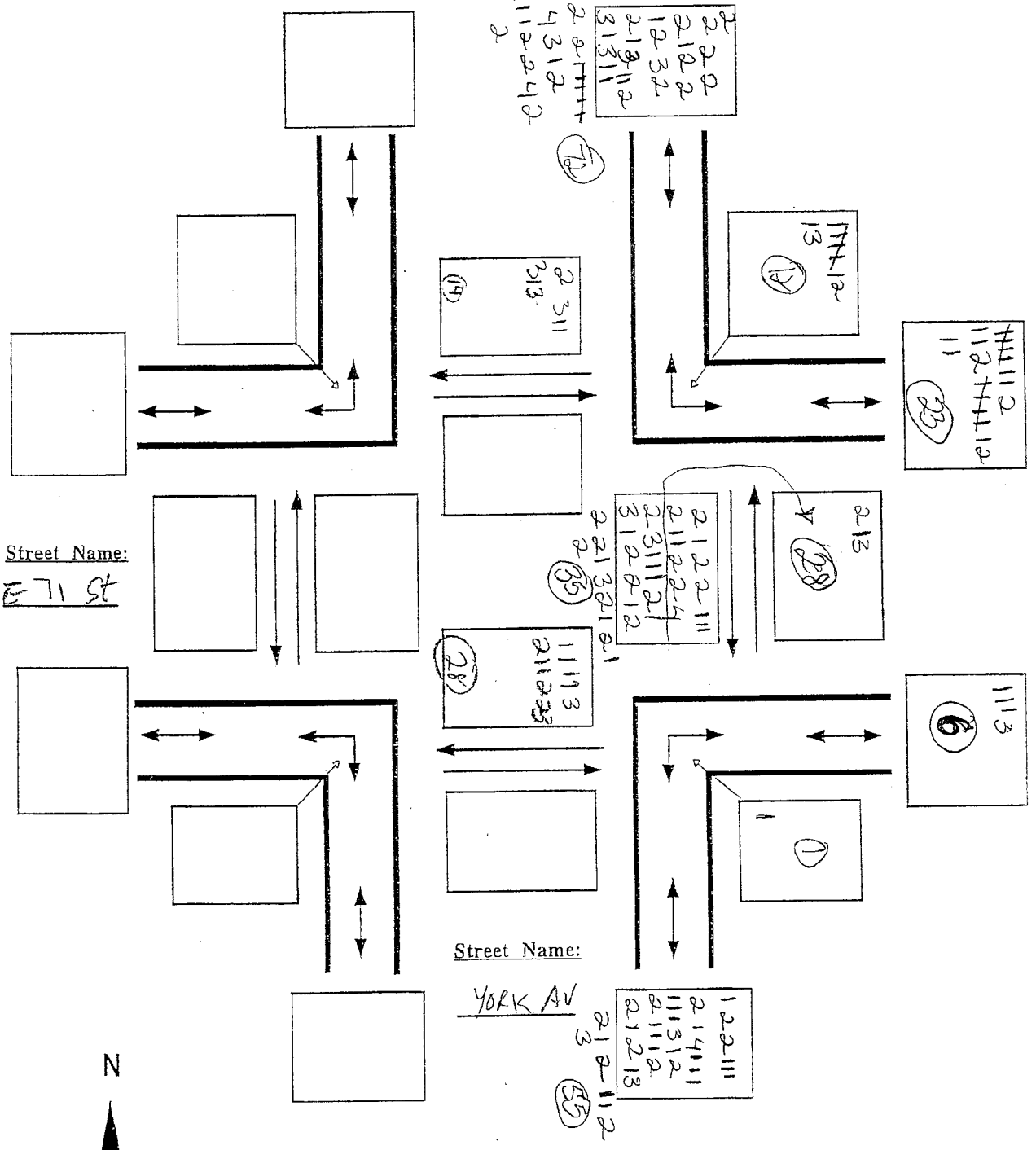

274

Your name: _____

Project name: _____ Date: 4/24/07 Day: Tue

Pedestrian Counts

Intersection: York Ave / E 71st Time: 8:30 - 8:45

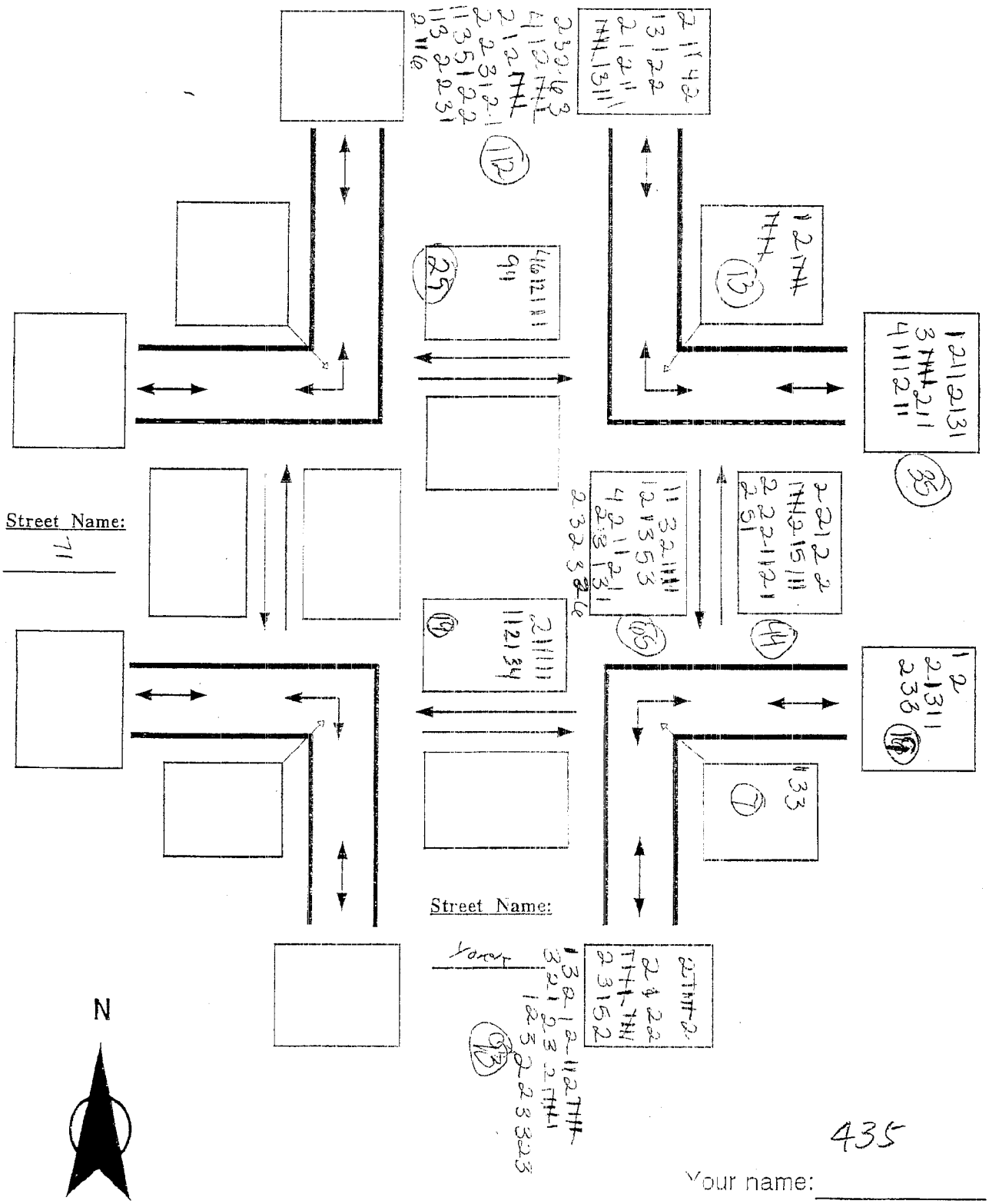

435

Your name: _____

Project name: _____ Date: 4/24/07 Day: Tue

Pedestrian Counts

Intersection: York AVE / E 71st Time: 8:45 - 9:00

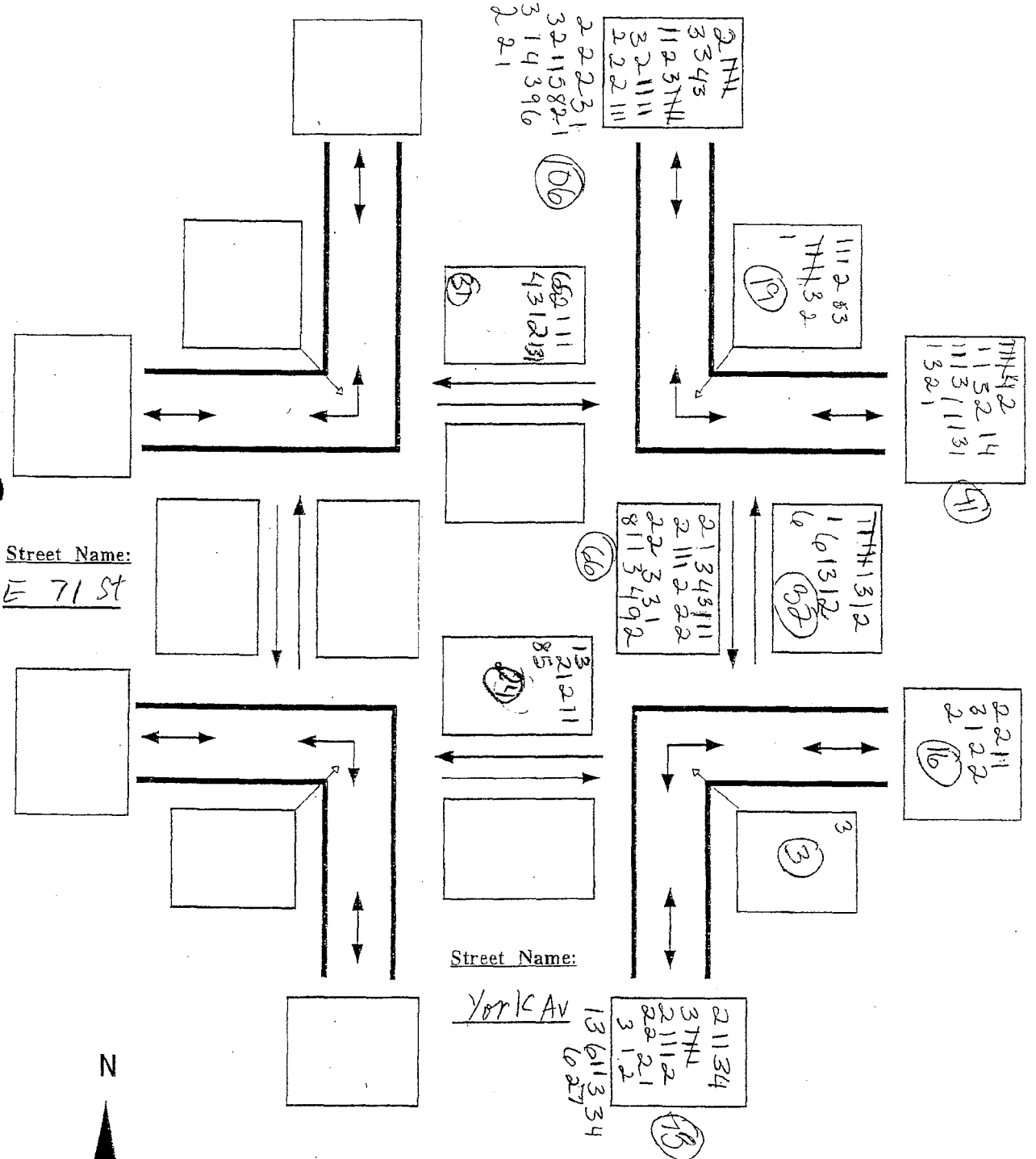

411

Your name: _____

Project name: _____ Date: 4/24/07 Day: Tue

Pedestrian Counts

Intersection: York Ave / E 71st Time: 9:00 AM - 9:15

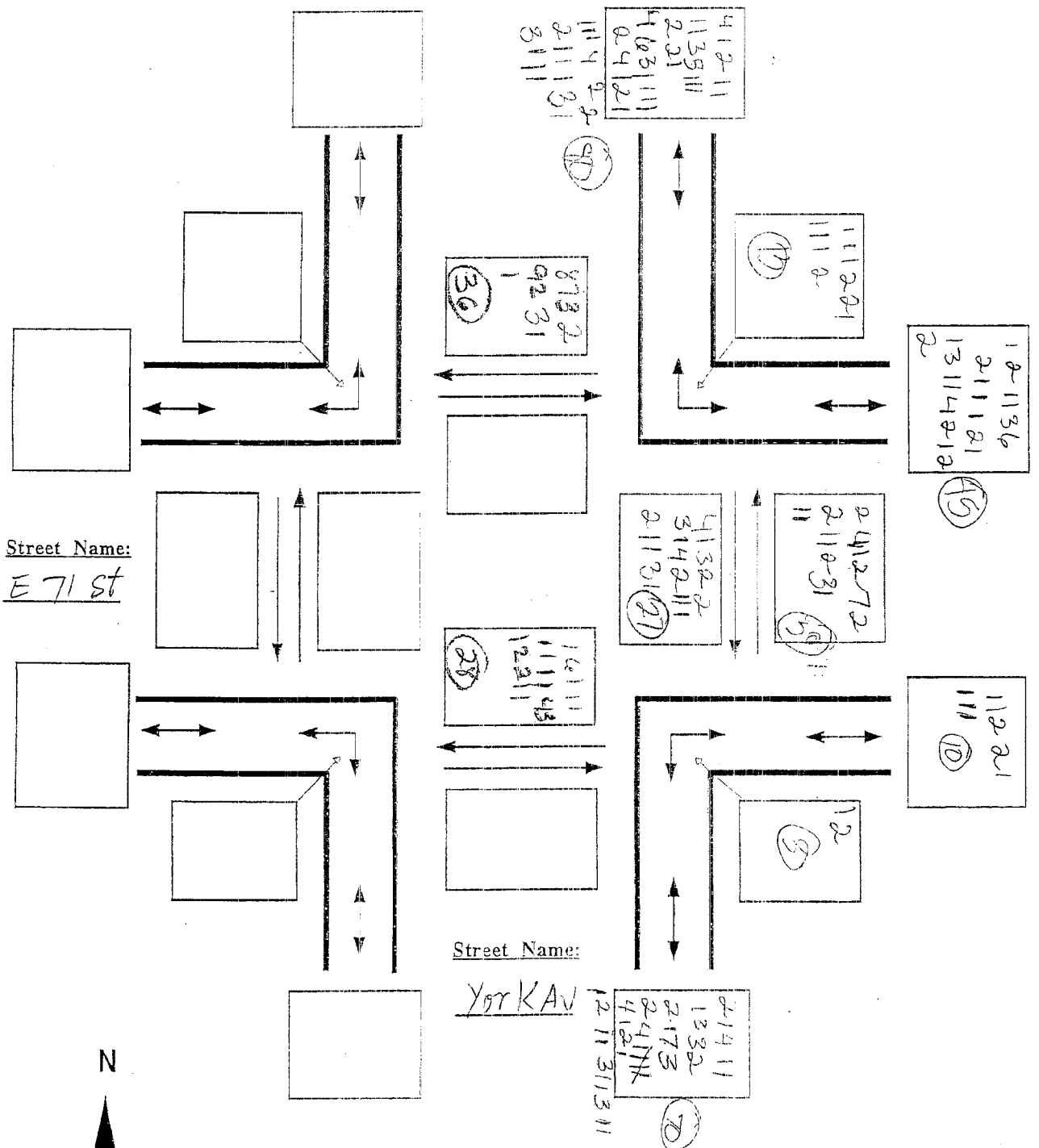

306

Your name: _____

Project name: _____ Date: 4/24/07 Day: Tue

Pedestrian Counts

Intersection: _____ Time: 12:00 pm - 12:15

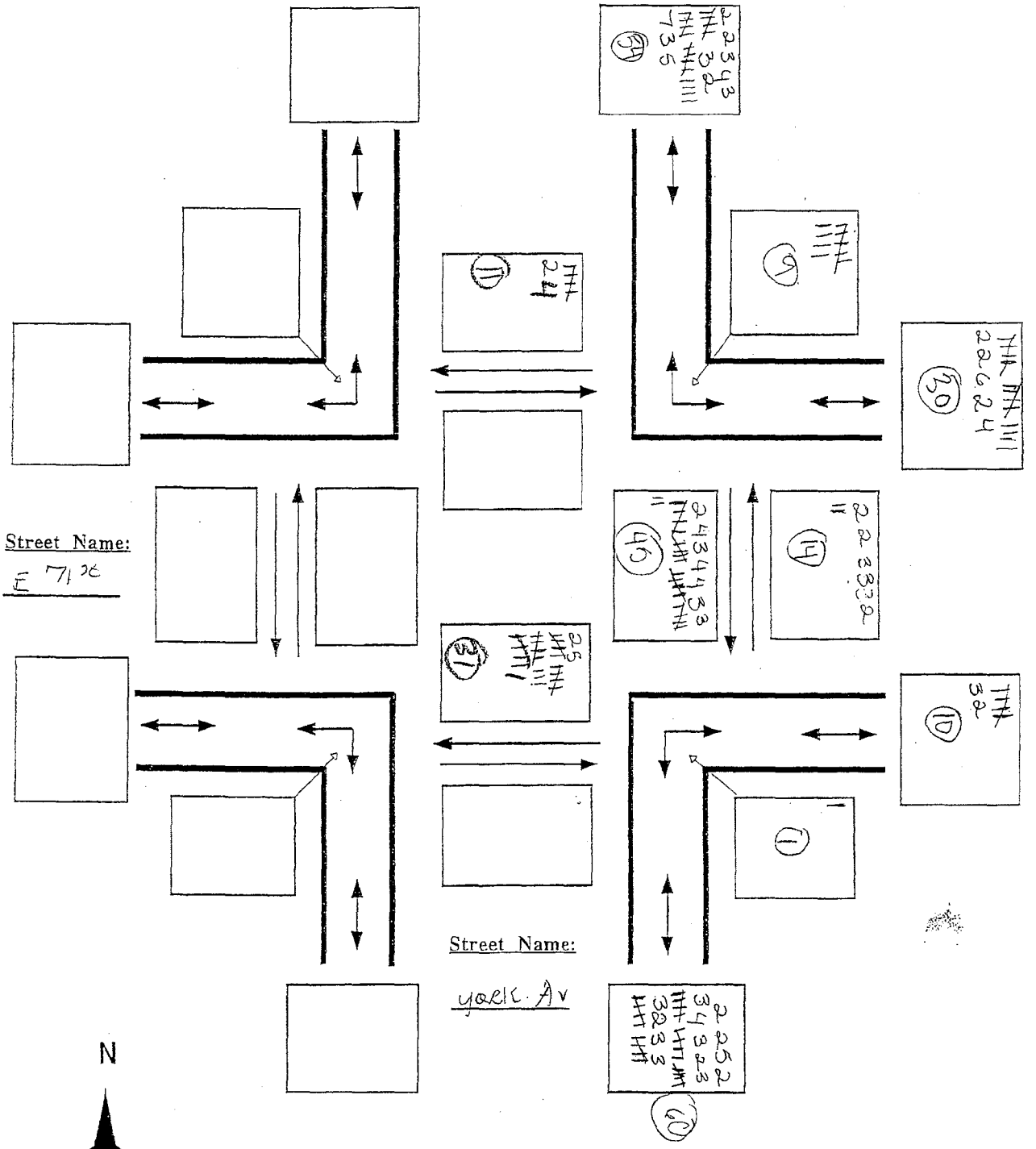

265

Your name: _____

Project name: _____ Date: 4/24/07 Day: Tue

Pedestrian Counts

Intersection: _____ Time: 12:15 - 12:30

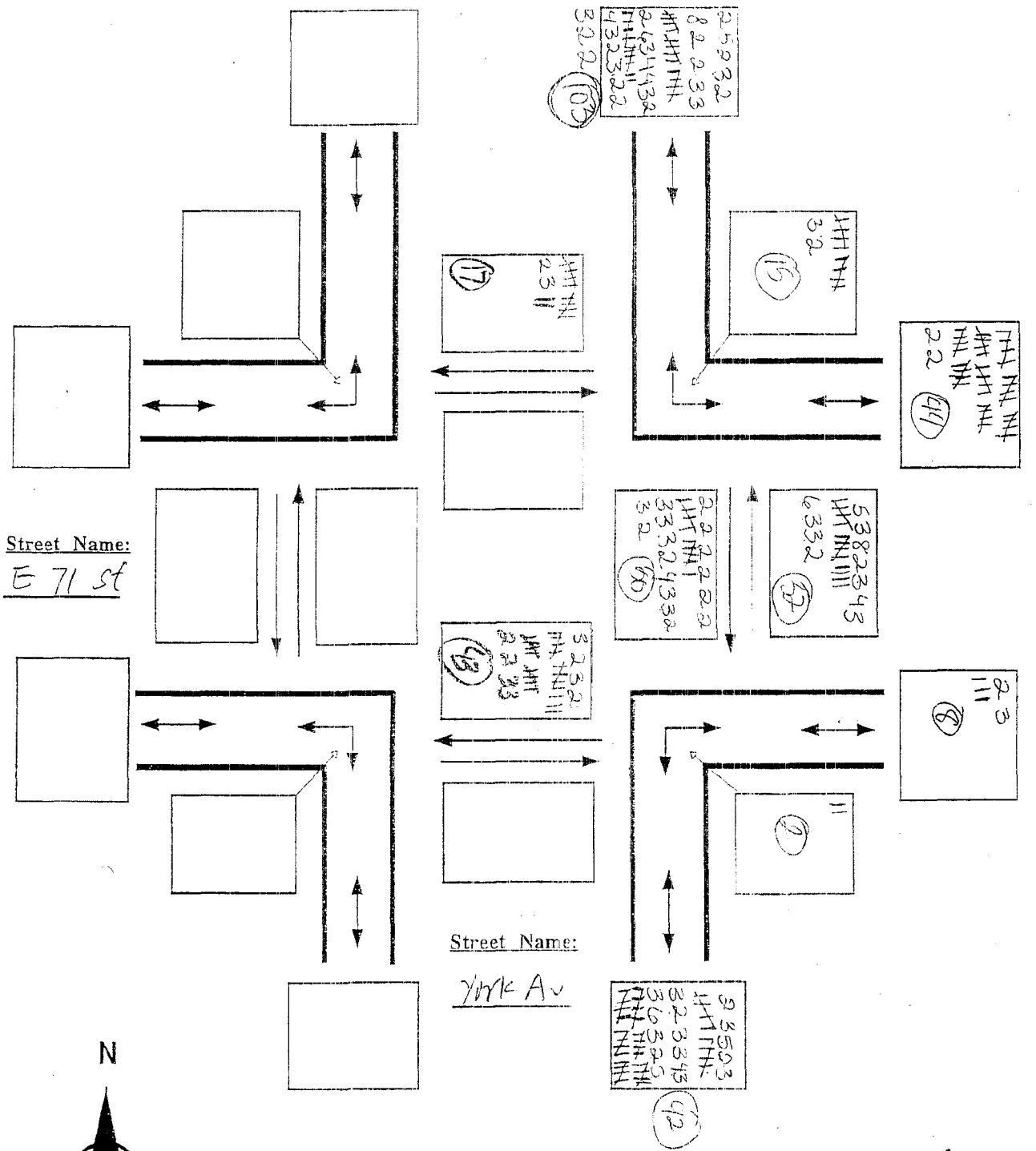

406

Your name: _____

Project name: _____ Date: 4/24/07 Day: Tue

Pedestrian Counts

Intersection: _____ Time: 12:30-12:46

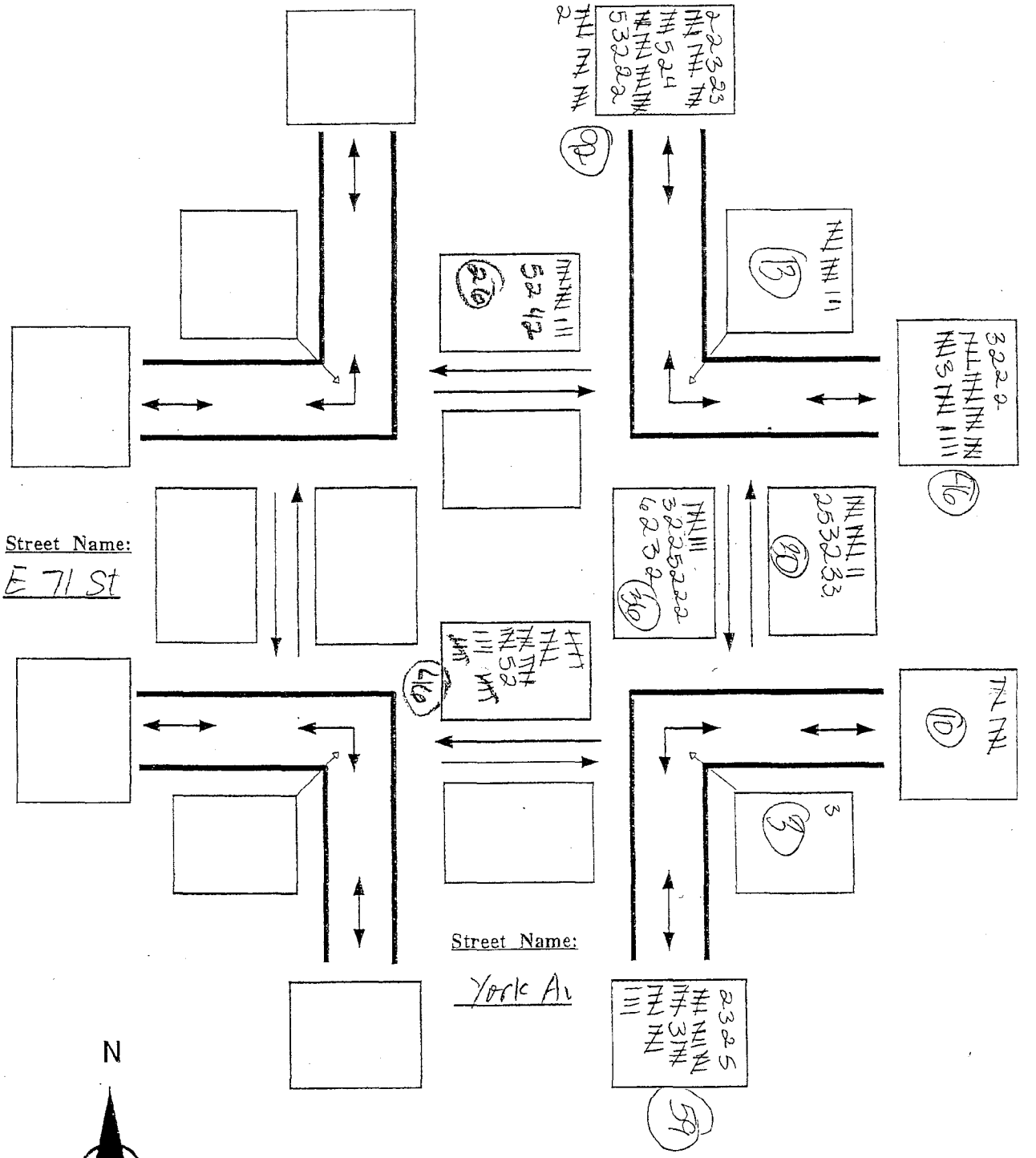

331

Your name: _____

Project name: _____ Date: 4/24/07 Day: Tue

Pedestrian Counts

Intersection: _____ Time: 12:45 - 1 PM.

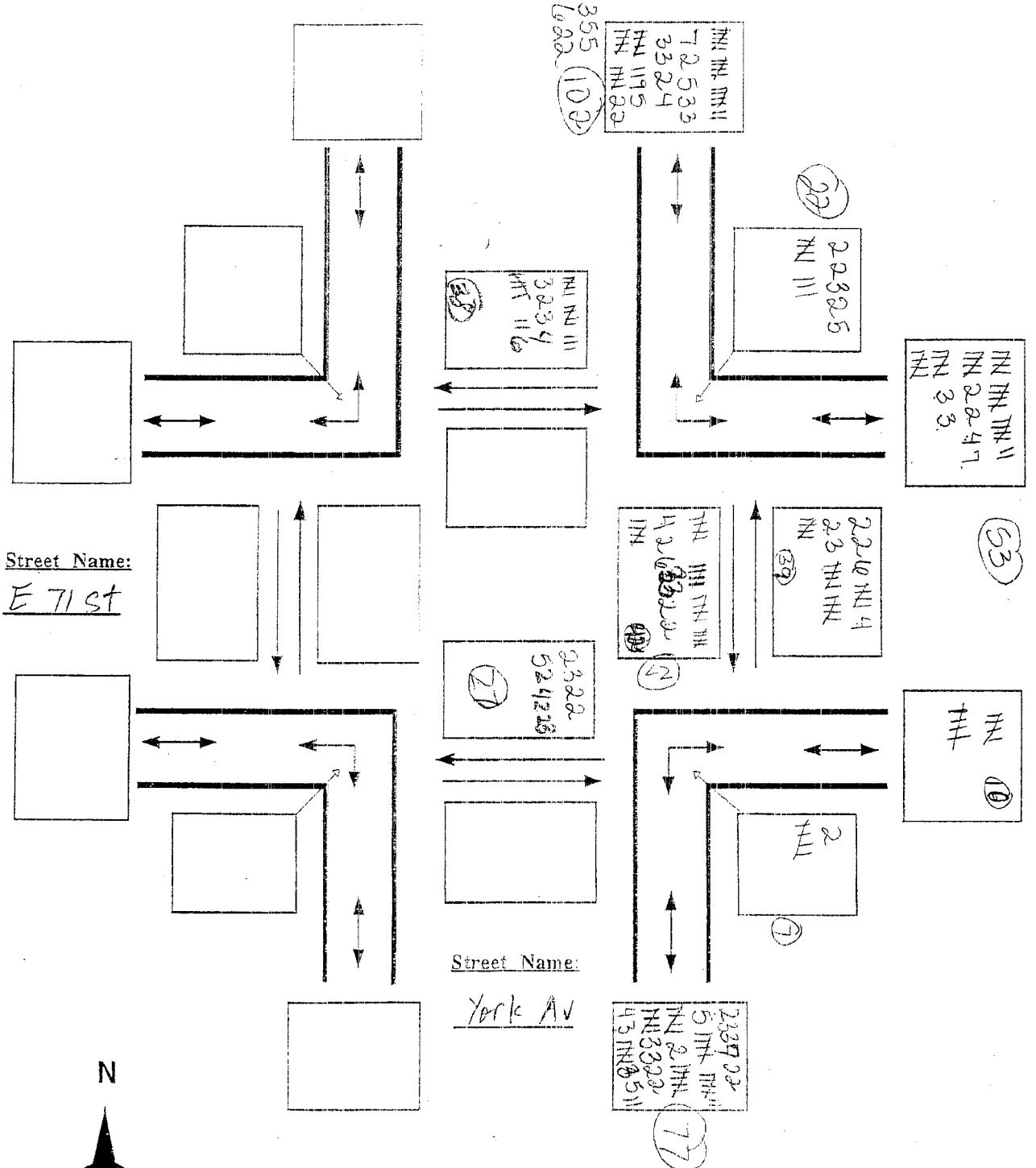

437

Your name: _____

Project name: _____ Date: 4/24/07 Day: Tue

Pedestrian Counts

Intersection: _____ Time: 1PM - 1:15

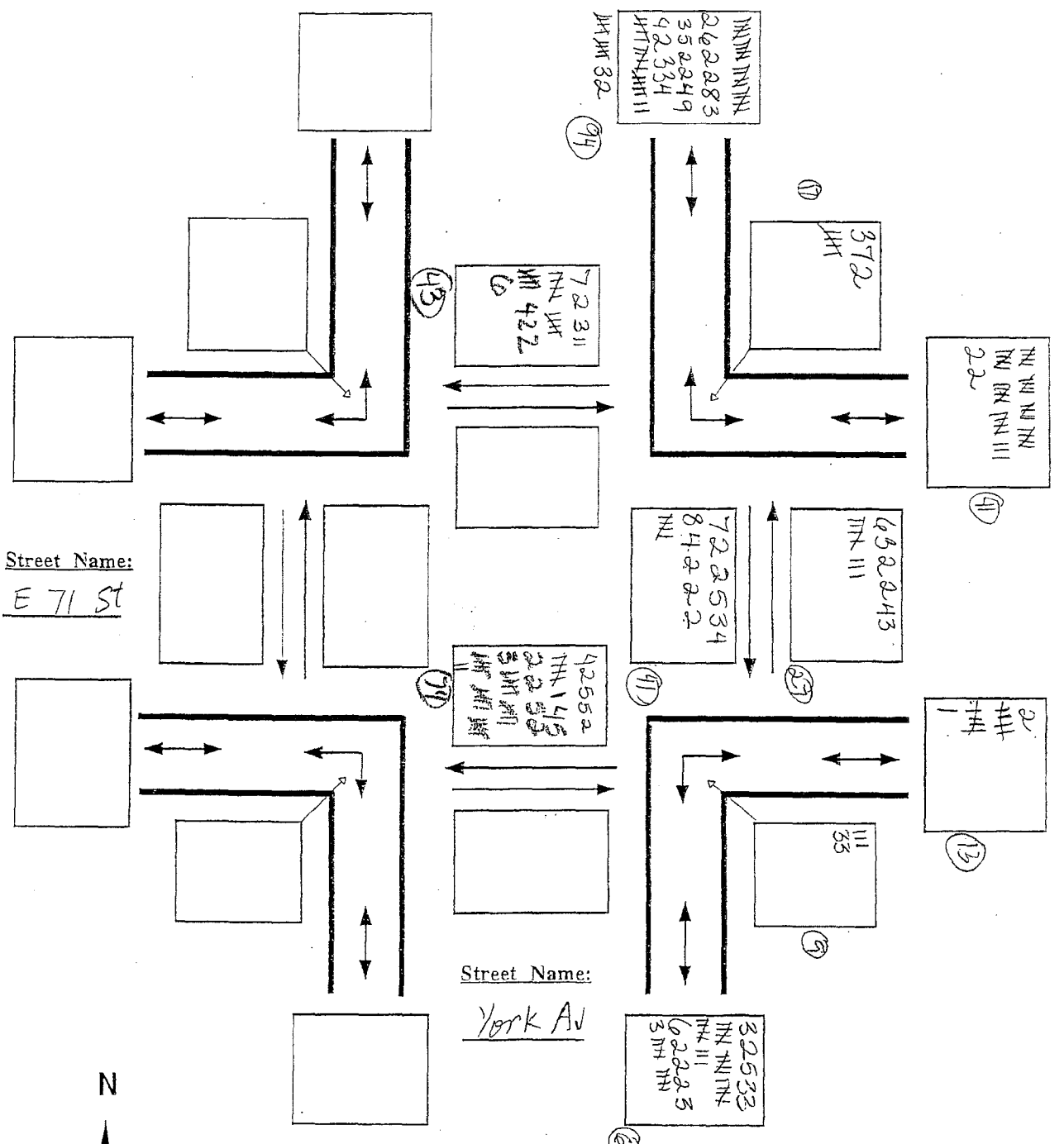

410

Your name: _____

Project name: _____ Date: 4/24/07 Day: Tue

Pedestrian Counts

Intersection: _____ Time: 4:30 - 4:46

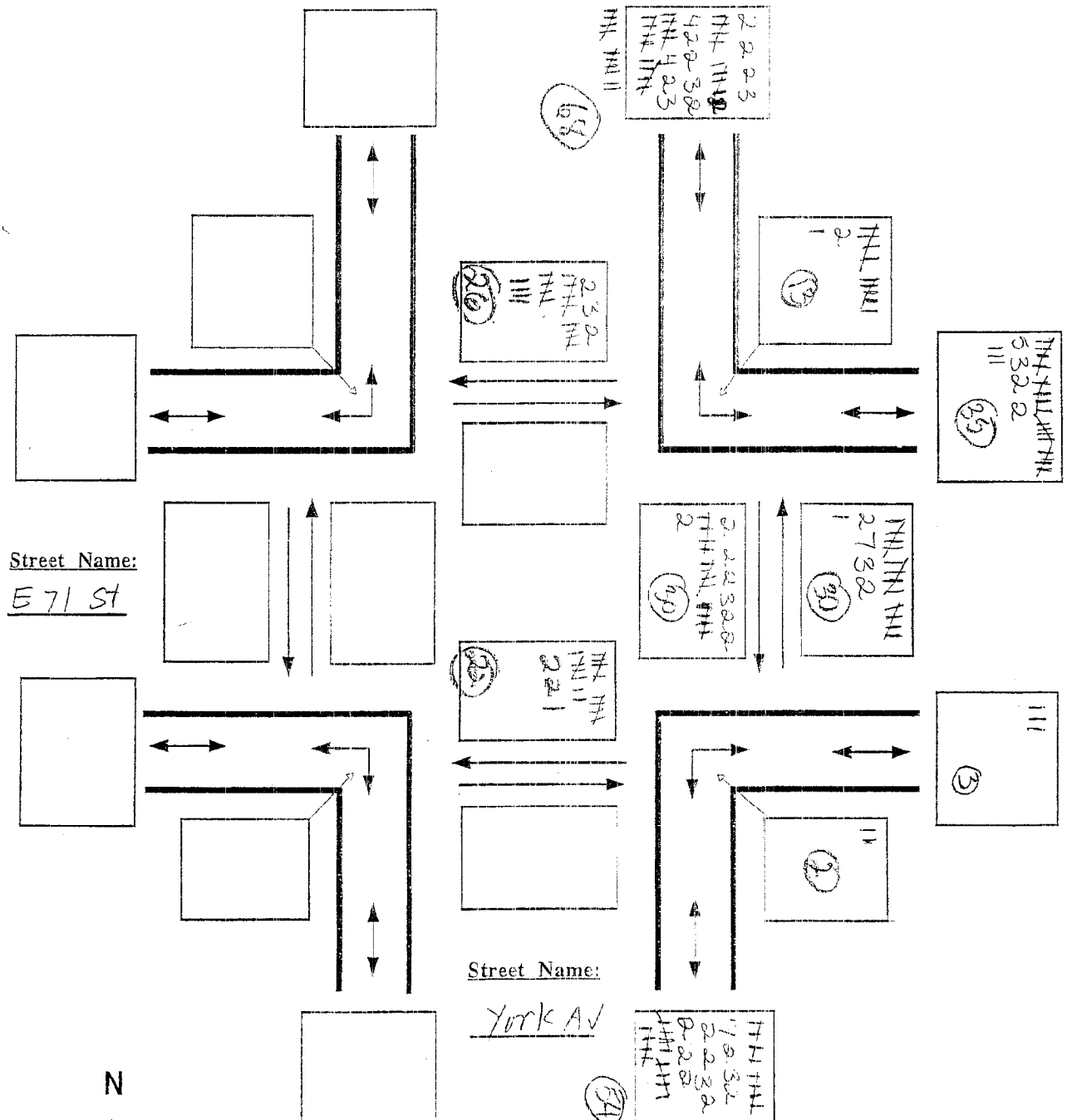

Your name: 283

Project name: _____ Date: 4/24/07 Day: Tue

Pedestrian Counts

Intersection: _____ Time: 4:55-5 PM.

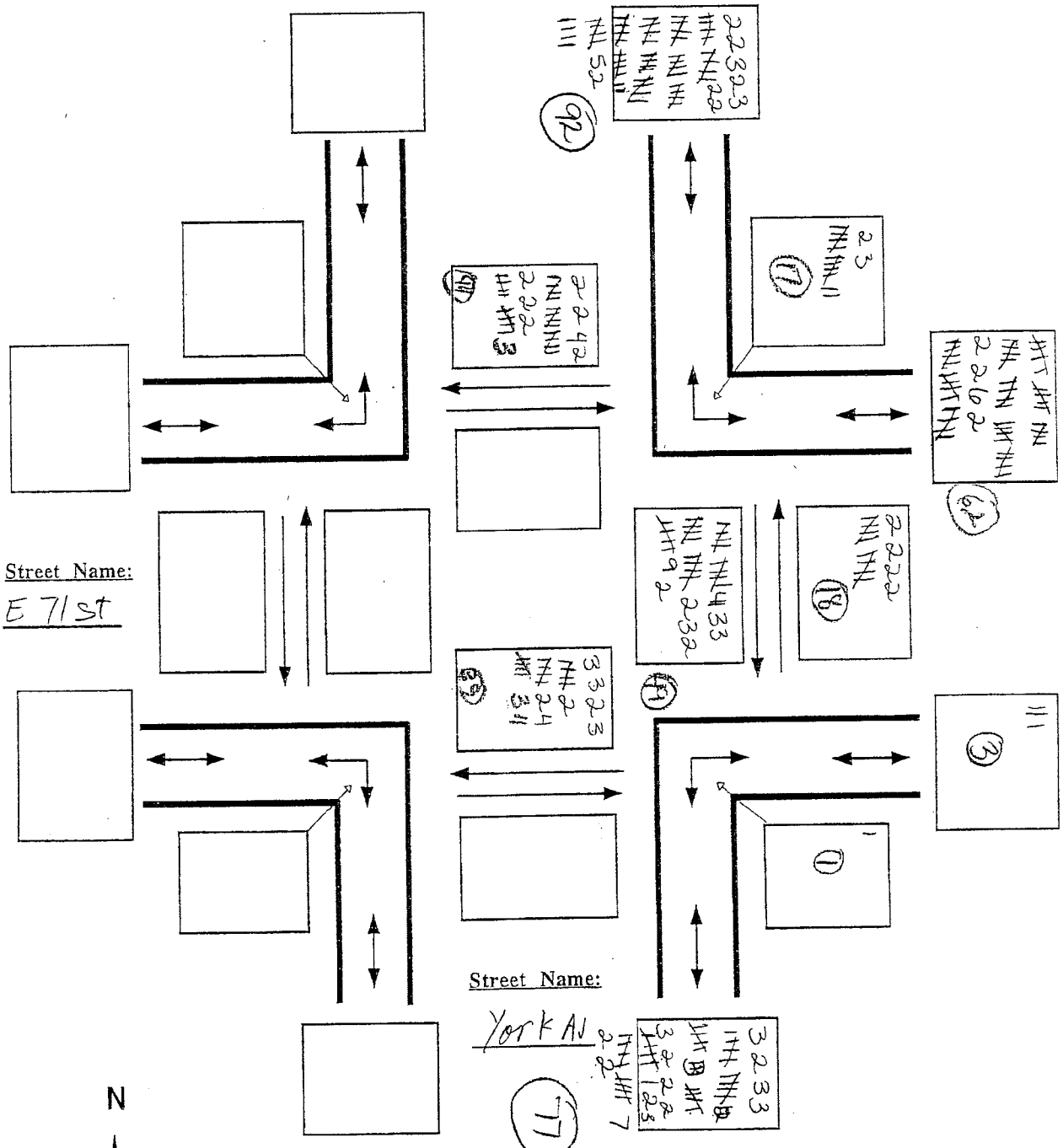

402

Your name: _____

Project name: _____ Date: 4/24/07 Day: Tue

Pedestrian Counts

Intersection: _____ Time: 5-5:15.

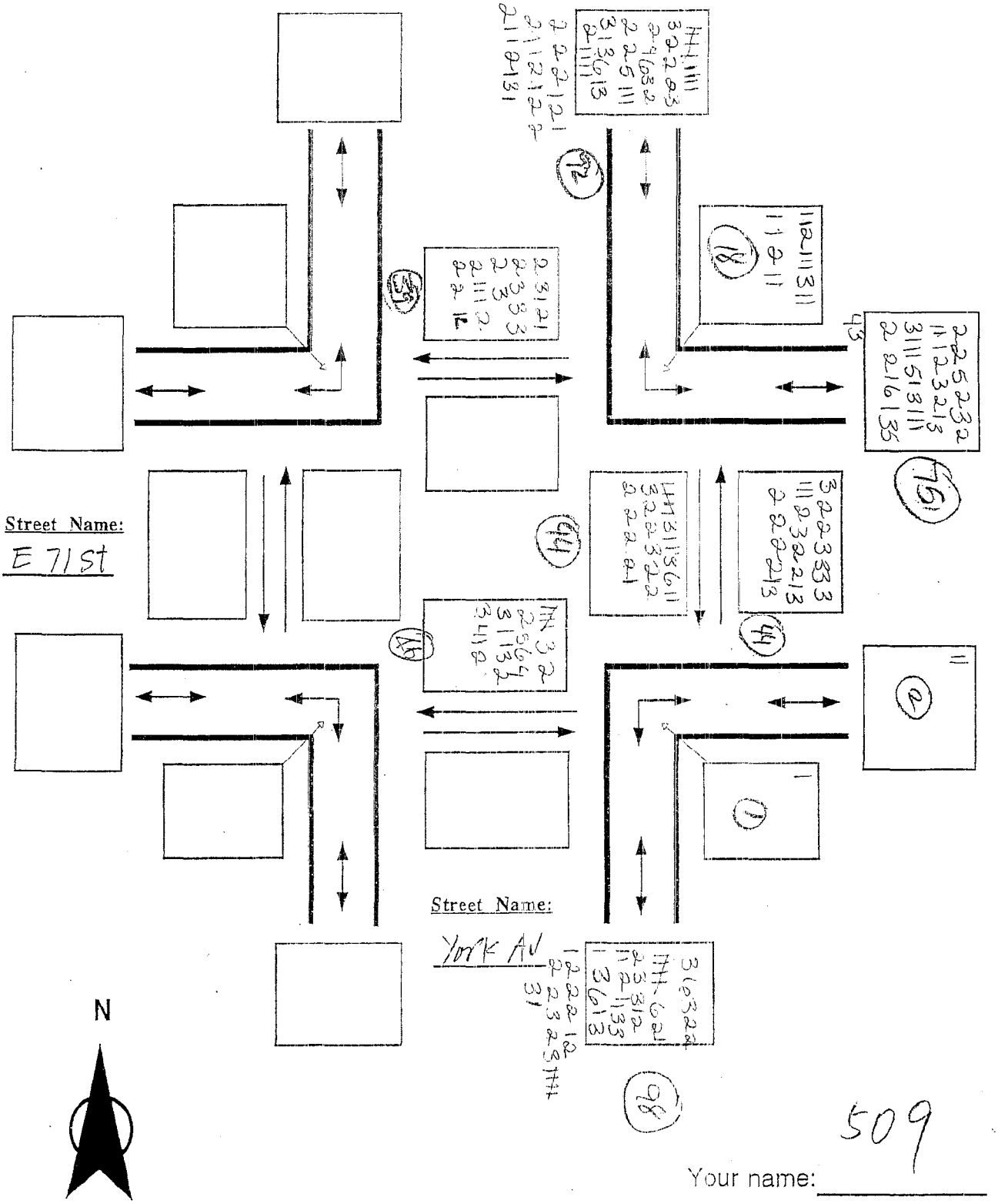

509

Your name: _____

Project name: _____ Date: 4/24/07 Day: Tue

Pedestrian Counts

Intersection: _____ Time: 5:15 - 5:30

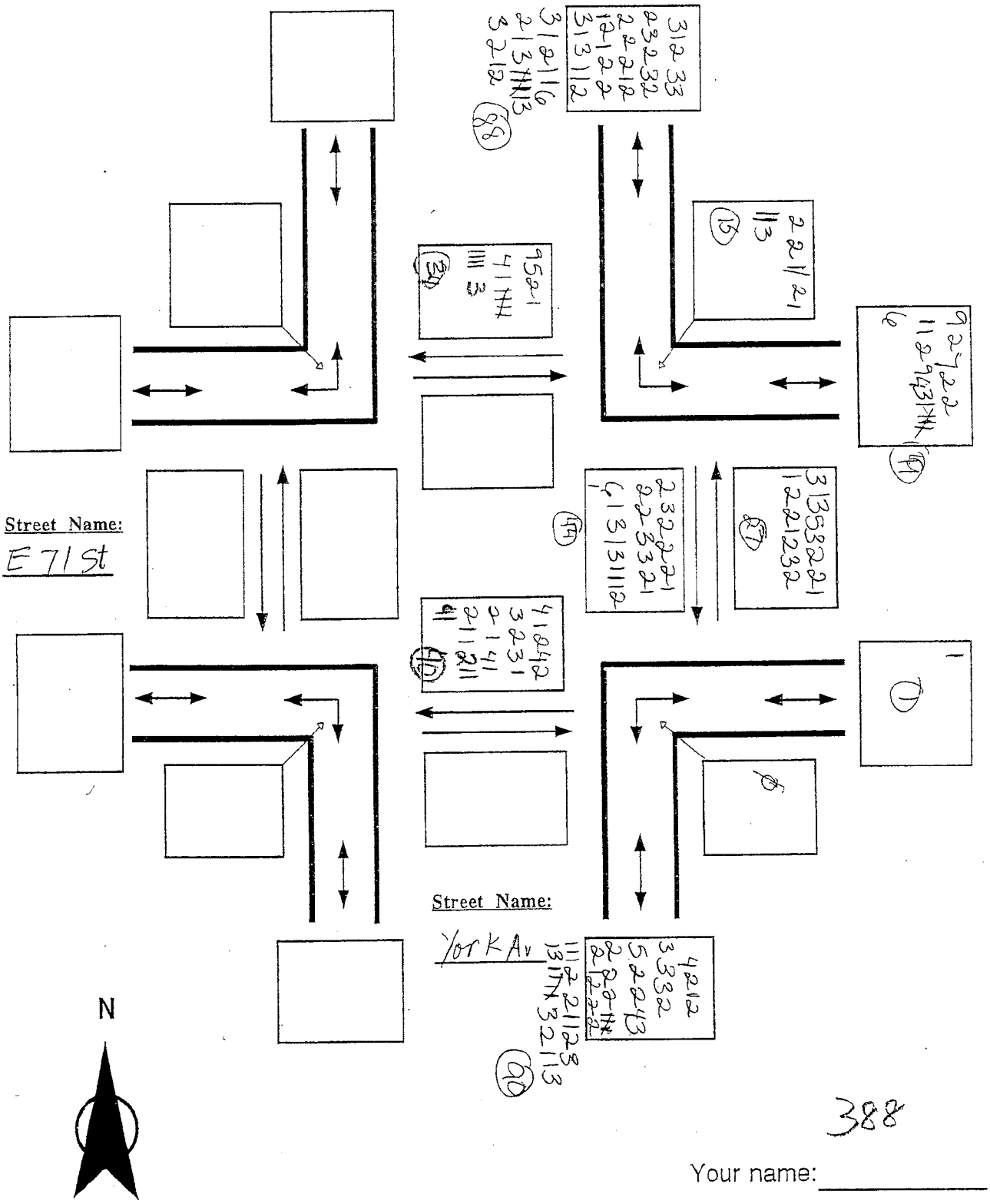

388

Your name: _____

Project name: _____ Date: 4/24/07 Day: Tue

Pedestrian Counts

Intersection: _____ Time: 5:30 – 5:45

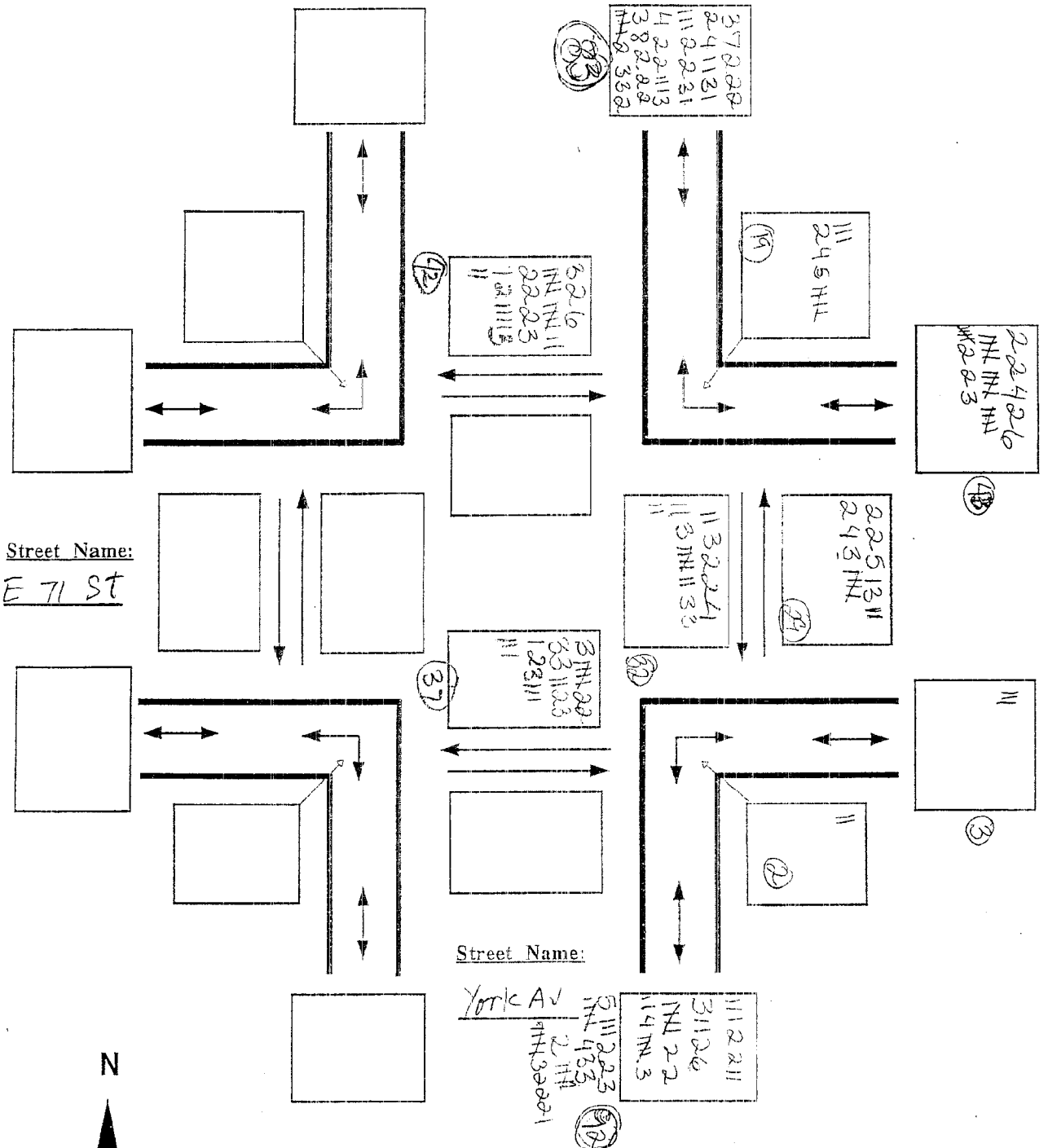

382

Your name: _____

06-120

TRIP CONSULTANTS CORP.

Traffic Recording & Information Processing

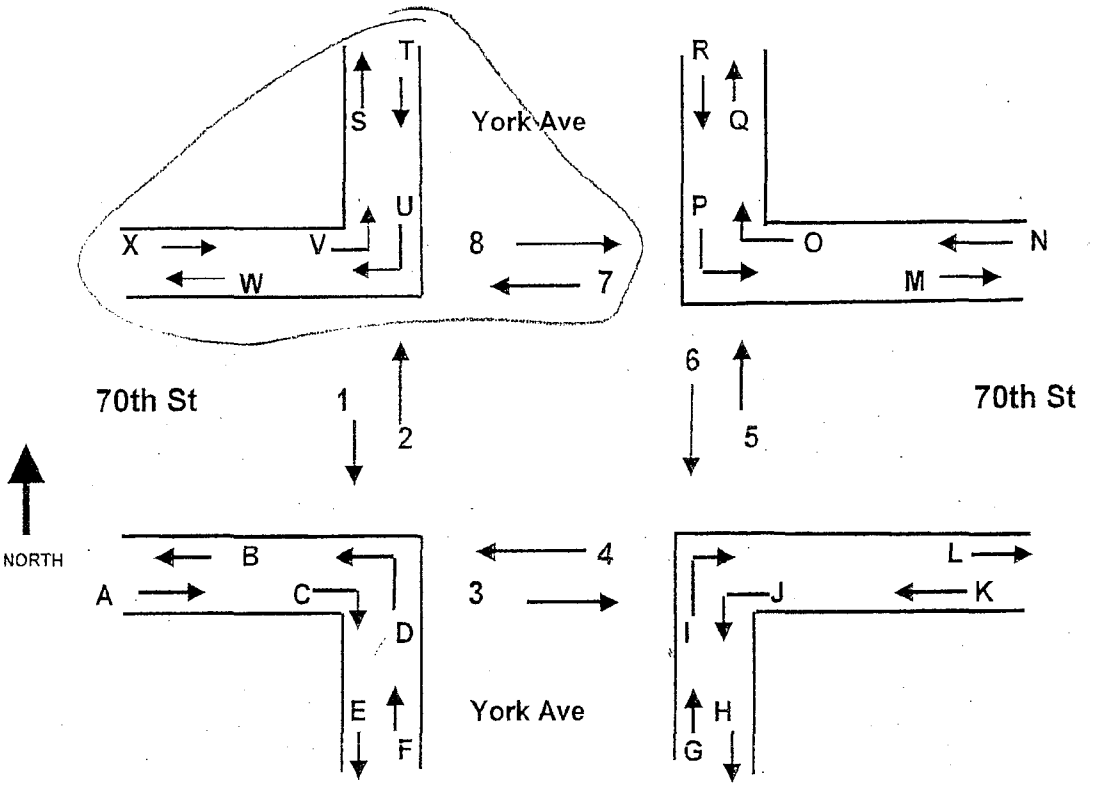

NO

York Ave @ 70th St.

NAME: Nabila Hissoka				Counter #				DATE: October 5 , 2006	
PEAK 08:00AM - 09:30AM		MOVEMENT NUMBER							
TIME	COUNT TYPE	S	T	U	V	W	X	7	8
08:00 : 08:15	Pedestrian	44	77	10	22	68	126	61	101
08:15 : 08:30	Pedestrian	35	102	07	14	30	117	34	90
08:30 : 08:45	Pedestrian	38	95	14	24	45	119	32	88
08:45 : 09:00	Pedestrian	49	69	17	46	42	166	37	85
09:00 : 09:15	Pedestrian	59	78	20	48	59	161	53	95
09:15 : 09:30	Pedestrian	54	66	08	36	38	111	67	87

TRIP CONSULTANTS CORP.

Traffic Recording & Information Processing

4 SURVEYORS

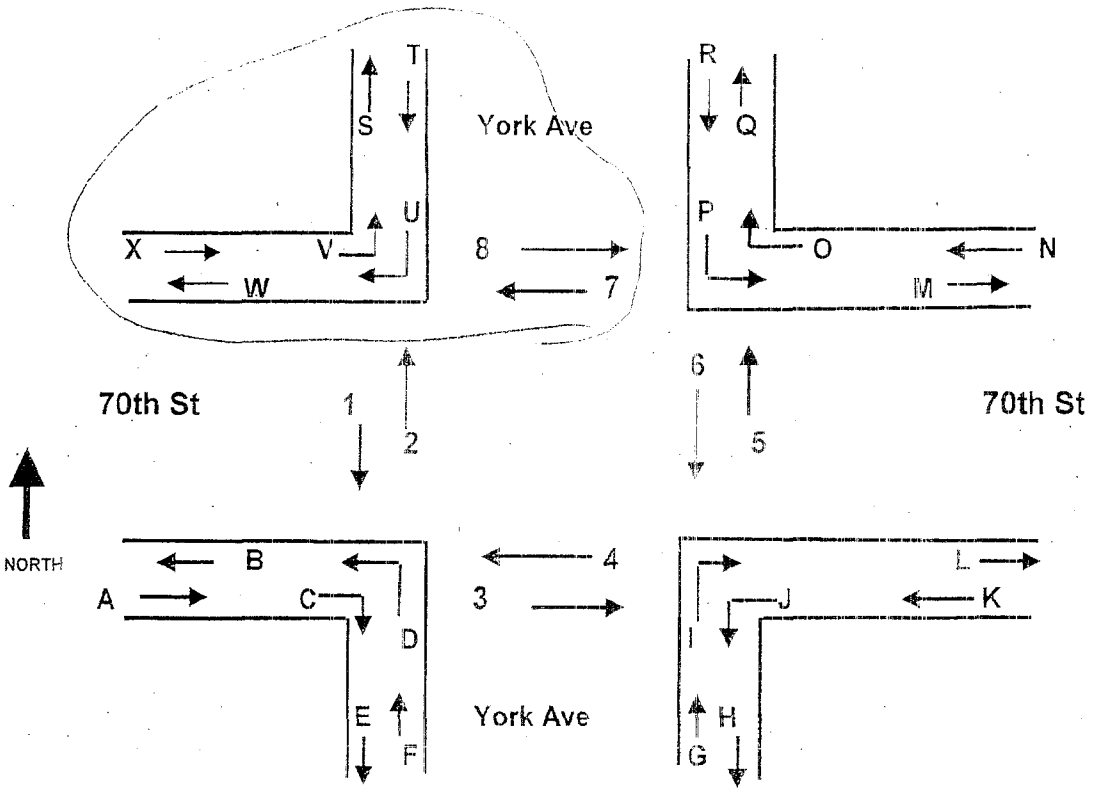

NO

York Ave @ 70th St.

NAME: Nabila Hissaho | Counter # | DATE: October 5, 2006

PEAK 12:00PM - 02:00PM | MOVEMENT NUMBER

TIME	COUNT TYPE	S	T	U	V	W	X	7	8
12:00 : 12:15	Pedestrian	81	110	40	30	185	109	111	45
12:15 : 12:30	Pedestrian	85	78	34	32	143	135	120	80
12:30 : 12:45	Pedestrian	84	102	41	28	160	92	109	89
12:45 : 01:00	Pedestrian	95	67	32	23	112	128	96	105
01:00 : 01:15	Pedestrian	106	113	43	43	138	120	86	65
01:15 : 01:30	Pedestrian	69	92	45	21	160	105	127	90
01:30 : 01:45	Pedestrian	88	82	25	39	95	108	165	93
01:45 : 02:00	Pedestrian	65	89	27	26	75	96	197	92

TRIP CONSULTANTS CORP.

Traffic Recording & Information Processing

4 SURVEYORS

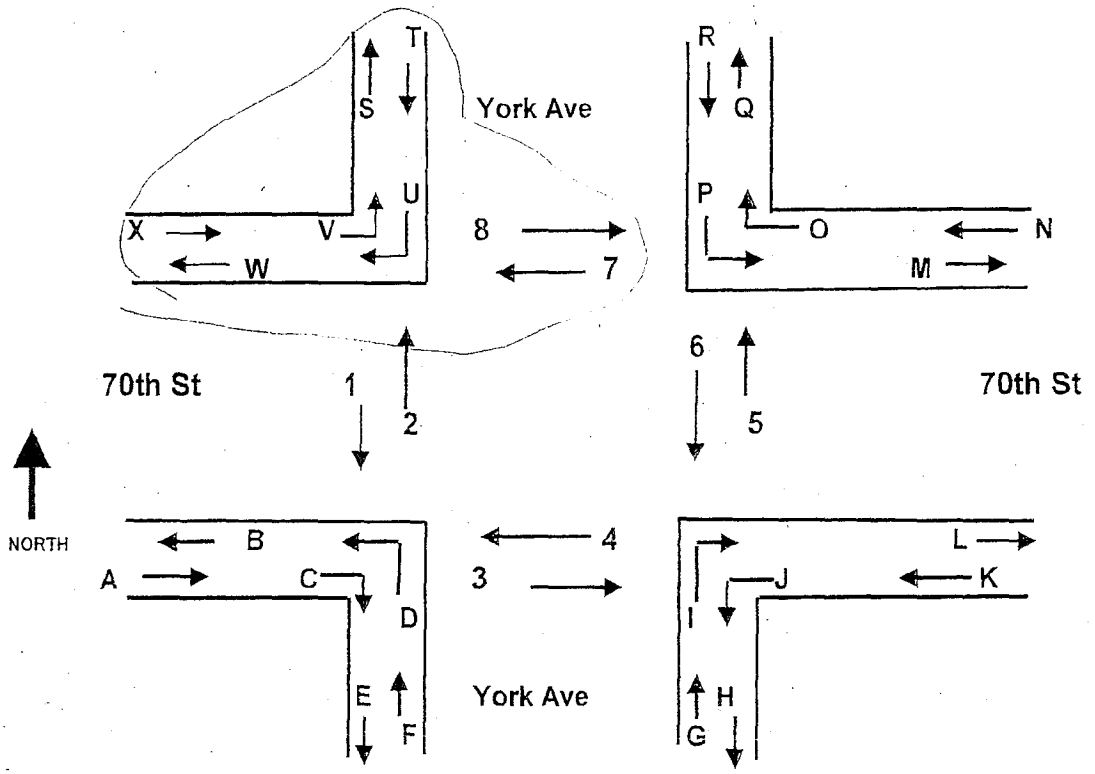

NO

York Ave @ 70th St.

NAME: Nabila Hussein				Counter #				DATE: October 5 , 2006	
PEAK 04:00PM - 06:00PM		MOVEMENT NUMBER							
TIME	COUNT TYPE	S	T	U	V	W	X	7	8
04:00 : 04:15	Pedestrian	69	106	30	15	117	34	84	22
04:15 : 04:30	Pedestrian	66	79	26	08	103	63	94	45
04:30 : 04:45	Pedestrian	70	78	18	15	132	44	126	18
04:45 : 05:00	Pedestrian	74	73	25	11	93	45	95	44
05:00 : 05:15	Pedestrian	63	75	37	06	155	53	136	39
05:15 : 05:30	Pedestrian	49	57	27	12	96	49	92	39
05:30 : 05:45	Pedestrian	74	82	40	18	100	40	75	21
05:45 : 06:00	Pedestrian	55	75	23	15	88	45	79	40

TRIP CONSULTANTS CORP.

Traffic Recording & Information Processing

4 SURVEYORS

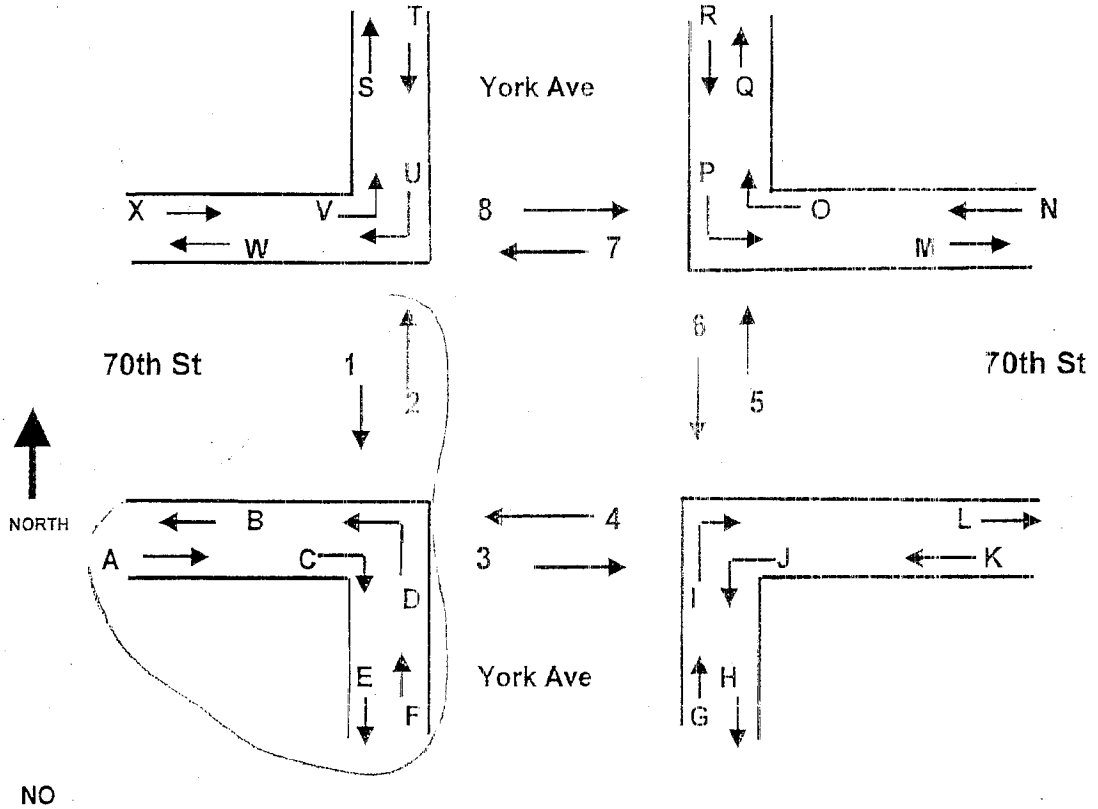

NO

York Ave @ 70th St.

NAME:				Counter #				DATE: October , 2006	
PEAK 08:00AM - 09:30AM		MOVEMENT NUMBER							
TIME	COUNT TYPE	A	B	C	D	E	F	1	2
08:00 : 08:15	Pedestrian	44	8	19	3	72	58	100	41
08:15 : 08:30	Pedestrian	53	12	14	6	112	64	133	58
08:30 : 08:45	Pedestrian	34	3	6	4	58	53	68	47
08:45 : 09:00	Pedestrian	58	11	13	3	76	63	92	63
09:00 : 09:15	Pedestrian	45	16	9	5	71	49	82	47
09:15 : 09:30	Pedestrian	36	10	8	7	50	40	56	37

TRIP CONSULTANTS CORP.

Traffic Recording & Information Processing

4 SURVEYORS

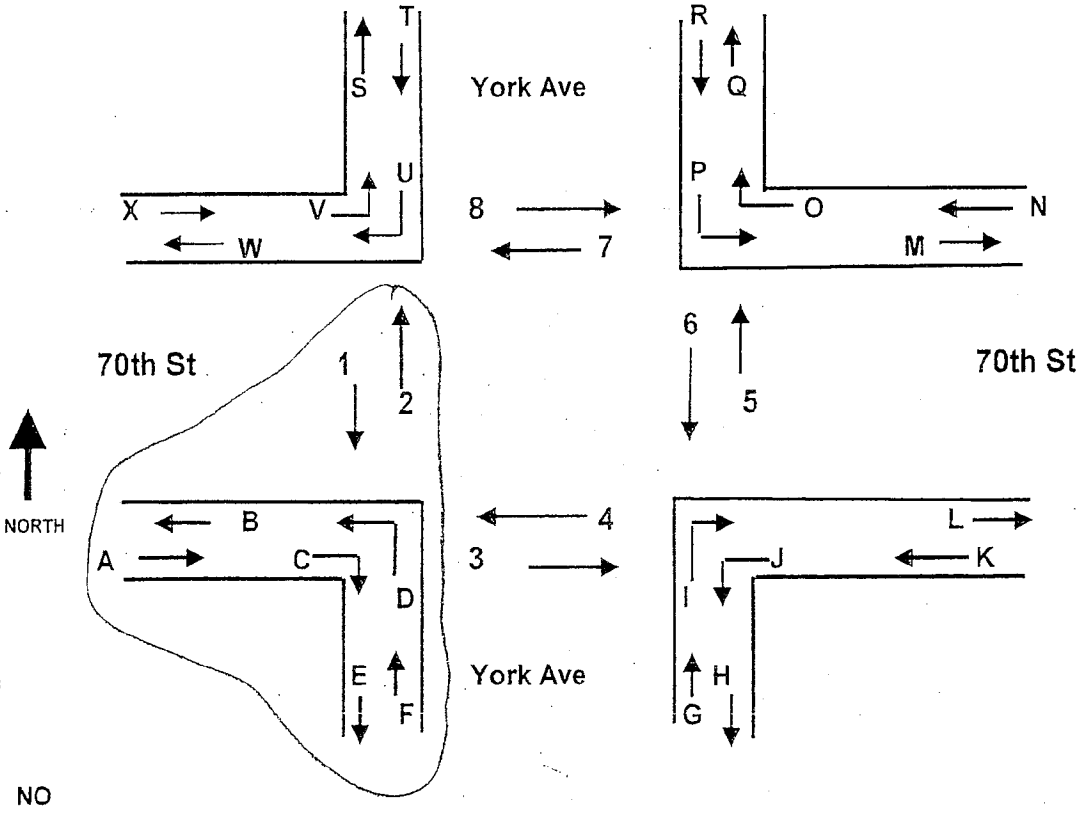

York Ave @ 70th St.

NAME:		Counter #						DATE: October , 2006	
PEAK 12:00PM 02:00PM		MOVEMENT NUMBERS							
TIME	COUNT TYPE	A	B	C	D	E	F	1	2
12:00 : 12:15	Pedestrian	13	55	5	9	65	57	80	41
12:15 : 12:30	Pedestrian	25	30	7	12	41	51	58	34
12:30 : 12:45	Pedestrian	37	60	8	7	47	83	65	76
12:45 : 01:00	Pedestrian	51	25	12	6	50	62	46	42
01:00 : 01:15	Pedestrian	67	52	16	21	62	71	71	49
01:15 : 01:30	Pedestrian	32	35	12	8	47	54	58	31
01:30 : 01:45	Pedestrian	32	28	7	8	68	39	81	36
01:45 : 02:00	Pedestrian	42	33	11	14	61	51	82	34

TRIP CONSULTANTS CORP.

Traffic Recording & Information Processing

4 SURVEYORS

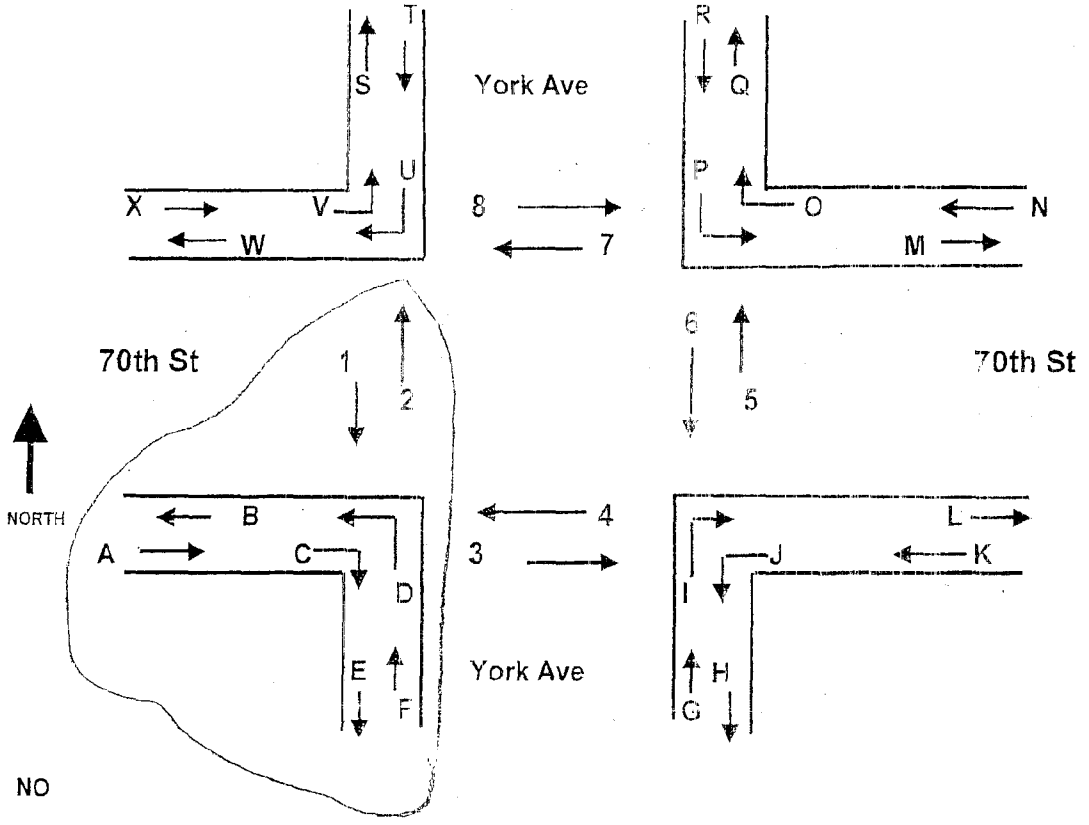

York Ave @ 70th St.

NAME:				Counter #				DATE: October , 2006	
PEAK 04:00PM - 06:00PM		MOVEMENT NUMBER							
TIME	COUNT TYPE	A	B	C	D	E	F	1	2
04:00 : 04:15	Pedestrian	8	48	13	12	55	44	74	43
04:15 : 04:30	Pedestrian	10	43	10	10	50	37	63	39
04:30 : 04:45	Pedestrian	13	44	7	13	43	34	56	37
04:45 : 05:00	Pedestrian	9	51	8	12	51	45	62	44
05:00 : 05:15	Pedestrian	5	53	5	18	87	34	101	49
05:15 : 05:30	Pedestrian	8	38	9	12	79	37	89	40
05:30 : 05:45	Pedestrian	5	27	9	7	53	59	67	62
05:45 : 06:00	Pedestrian	15	23	10	21	47	52	61	56

TRIP CONSULTANTS CORP.

Traffic Recording & Information Processing

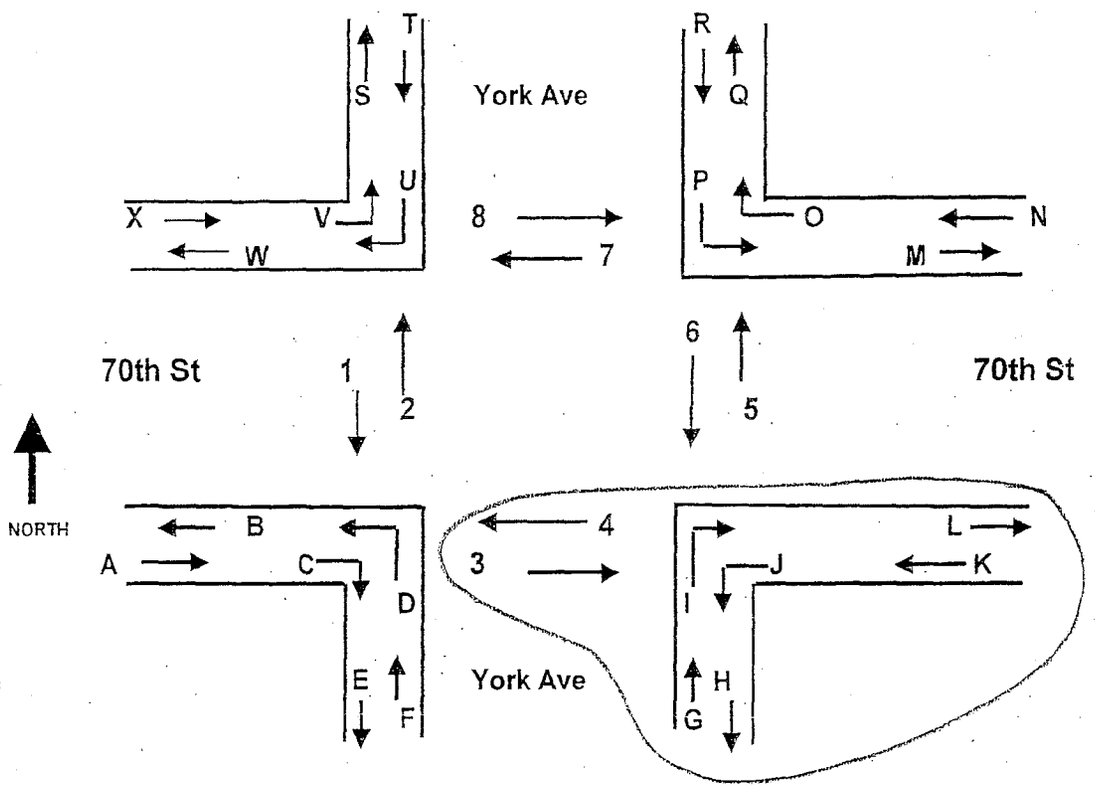

York Ave @ 70th St.

NAME: Artem Galyukin				Counter # ——				DATE: October 05, 2006	
PEAK 08:00AM - 09:30AM				MOVEMENT NUMBER					
TIME	COUNT TYPE	G	H	I	J	K	L	3	4
08:00 : 08:15	Pedestrian	77	58	21	9	11	41	65	17
08:15 : 08:30	Pedestrian	58	101	21	11	13	70	107	14
08:30 : 08:45	Pedestrian	71	64	31	9	10	64	84	8
08:45 : 09:00	Pedestrian	66	84	34	10	4	81	117	18
09:00 : 09:15	Pedestrian	59	77	26	10	9	51	73	19
09:15 : 09:30	Pedestrian	53	57	26	8	12	50	68	18

TRIP CONSULTANTS CORP.

Traffic Recording & Information Processing

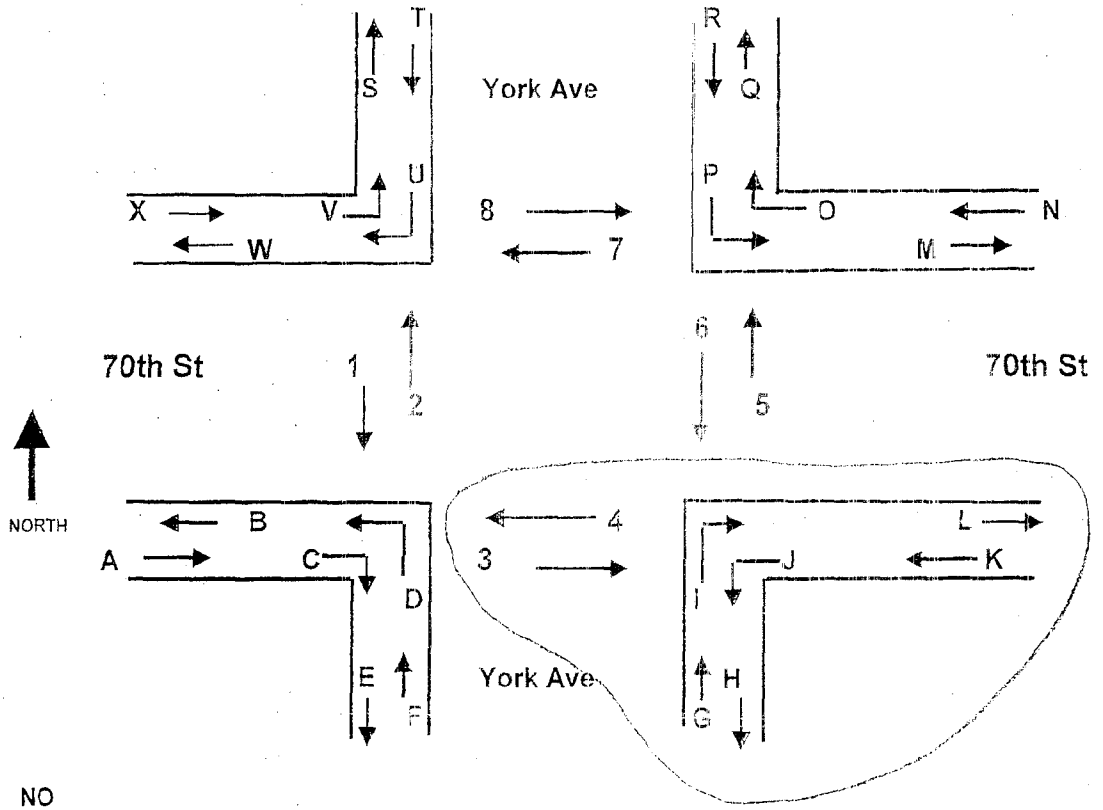

York Ave @ 70th St.

NAME: Artem Galynkin					Counter # —			DATE: October 05, 2006	
PEAK 12:00PM - 02:00PM					MOVEMENT NUMBER				
TIME	COUNT TYPE	G	H	I	J	K	L	3	4
12:00 : 12:15	Pedestrian	83	56	13	30	31	30	57	72
12:15 : 12:30	Pedestrian	76	46	26	27	23	37	63	52
12:30 : 12:45	Pedestrian	65	51	19	18	48	43	67	73
12:45 : 01:00	Pedestrian	52	45	22	17	21	63	105	48
01:00 : 01:15	Pedestrian	65	72	21	22	27	59	99	57
01:15 : 01:30	Pedestrian	53	46	23	21	25	59	76	58
01:30 : 01:45	Pedestrian	60	41	19	16	13	47	67	41
01:45 : 02:00	Pedestrian	34	44	24	19	27	42	69	48

TRIP CONSULTANTS CORP.

Traffic Recording & Information Processing

4 SURVEYORS

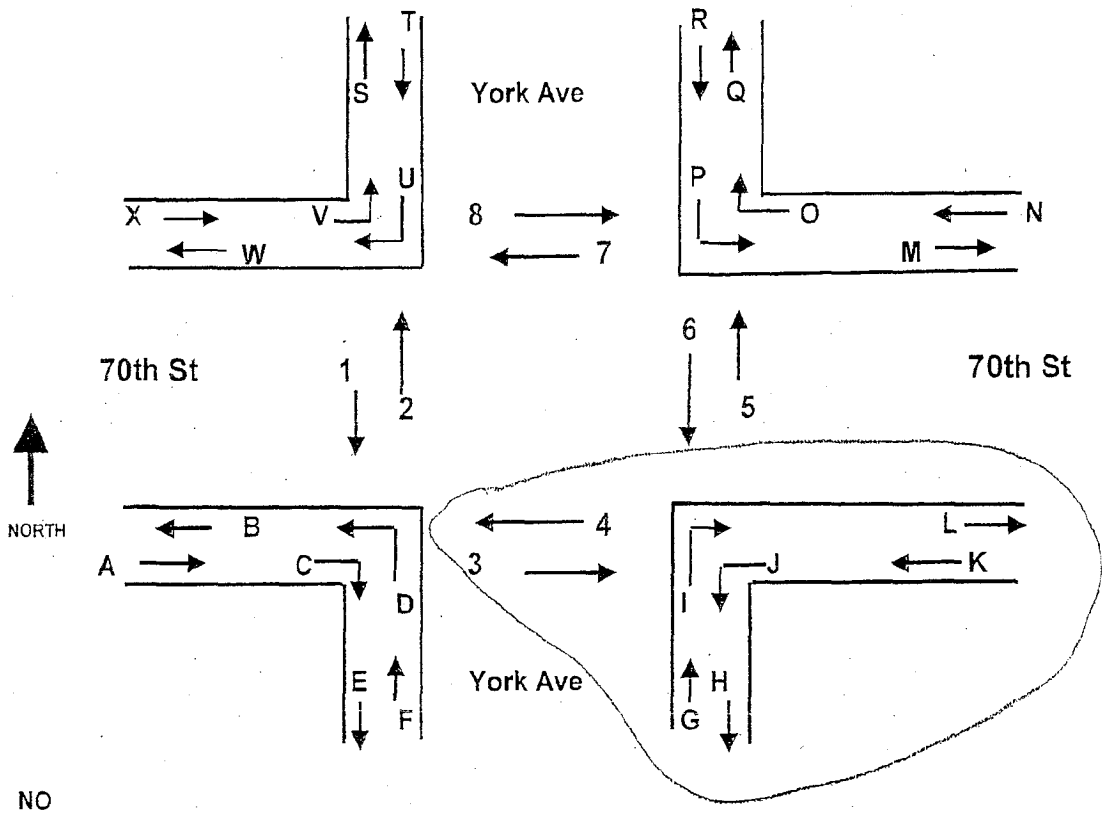

York Ave @ 70th St.

NAME: Artem Cazymkin				Counter # —				DATE: October 05, 2006	
PEAK 04:00PM - 06:00PM				MOVEMENT NUMBER					
TIME	COUNT TYPE	G	H	I	J	K	L	3	4
04:00 : 04:15	Pedestrian	29	121	3	61	97	31	30	59
04:15 : 04:30	Pedestrian	36	80	5	46	81	20	25	49
04:30 : 04:45	Pedestrian	50	75	4	37	70	19	26	56
04:45 : 05:00	Pedestrian	83	72	8	28	60	29	25	47
05:00 : 05:15	Pedestrian	60	135	2	52	102	11	18	88
05:15 : 05:30	Pedestrian	47	87	6	19	43	16	26	39
05:30 : 05:45	Pedestrian	49	74	1	22	53	5	9	29
05:45 : 06:00	Pedestrian	59	58	4	10	33	14	24	20

TRIP CONSULTANTS CORP.

Traffic Recording & Information Processing

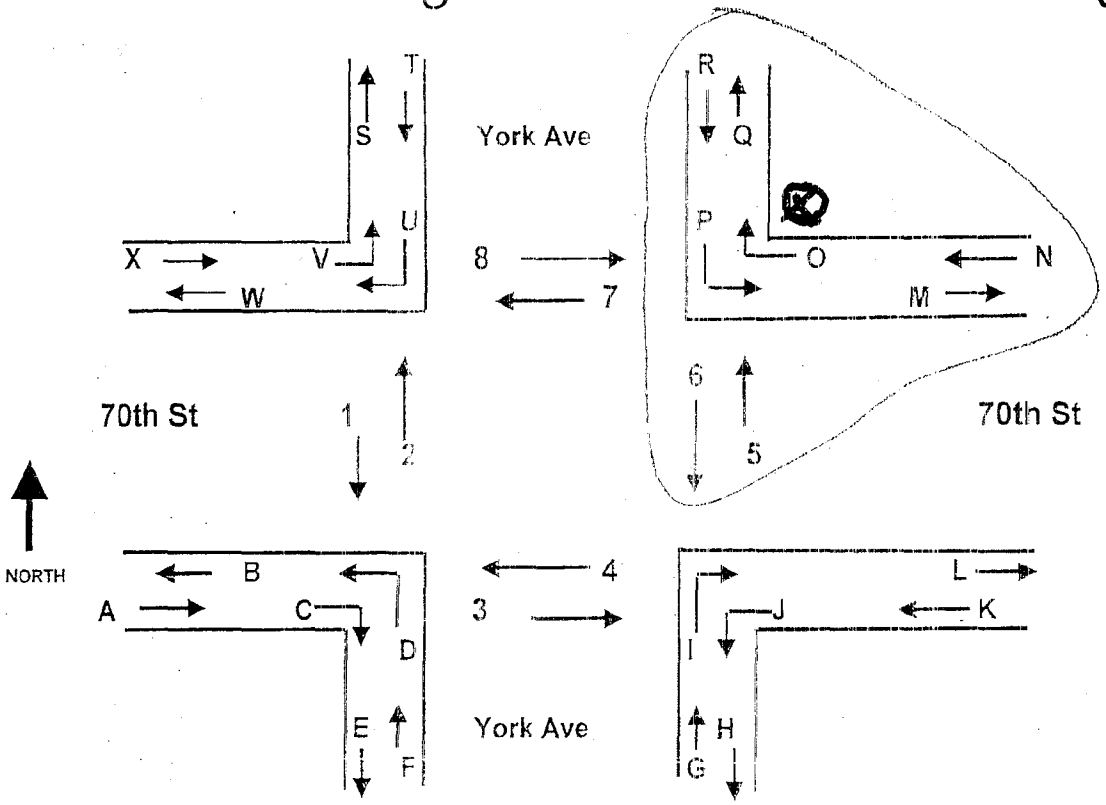

NO

York Ave @ 70th St.

NAME: Irina Alexeeva		Counter # 2261						DATE: October 05, 2006	
PEAK 08:00AM - 09:30AM		MOVEMENT NUMBER							
TIME	COUNT TYPE	m	n	o	p	Q	R	5	6
08:00 : 08:15	Pedestrian	48	43	15	46	23	104	81	58
08:15 : 08:30	Pedestrian	79	26	19	38	20	110	66	80
08:30 : 08:45	Pedestrian	73	20	21	46	48	58	70	61
08:45 : 09:00	Pedestrian	83	10	20	49	47	72	66	88
09:00 : 09:15	Pedestrian	50	16	20	47	43	66	67	65
09:15 : 09:30	Pedestrian	56	21	17	33	39	53	58	79

TRIP CONSULTANTS CORP.

Traffic Recording & Information Processing

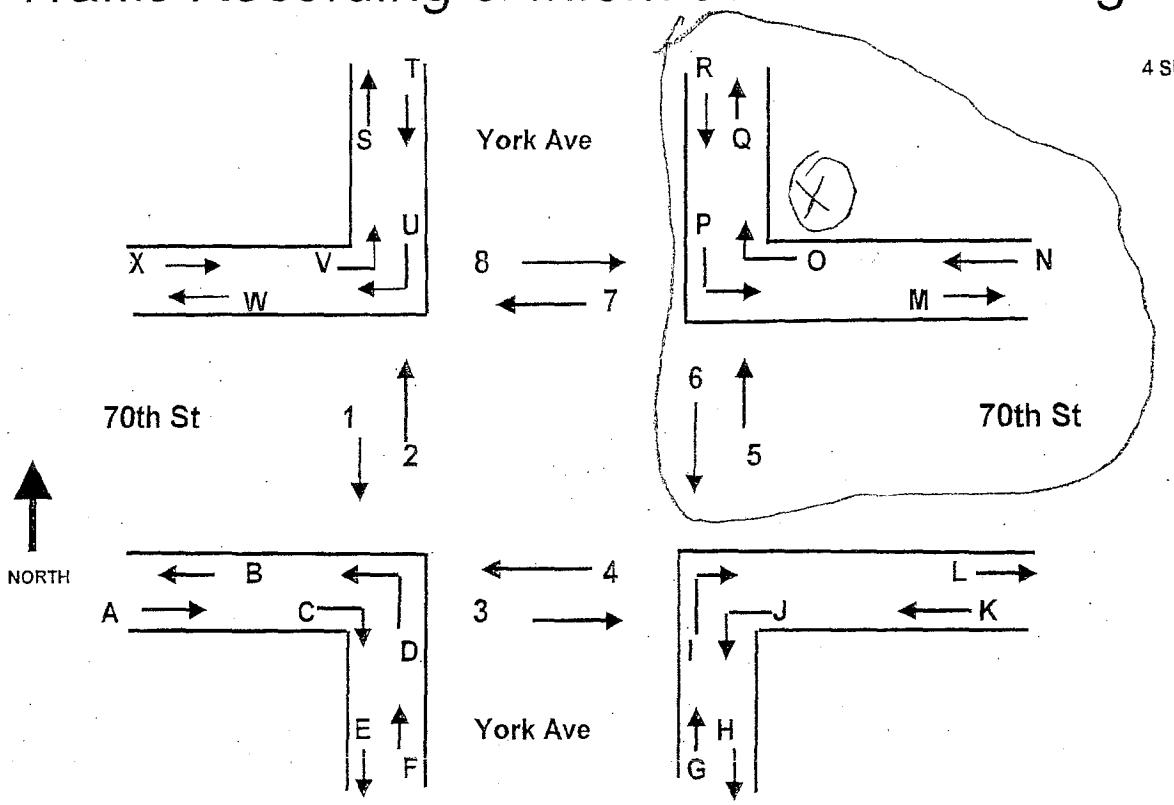

NO

York Ave @ 70th St.

NAME: Irina Alexeeva		Counter # 2261						DATE: October 05, 2006	
PEAK 12:00PM 02:00PM		MOVEMENT NUMBER							
TIME	COUNT TYPE	M	N	O	P	Q	R	5	6
12:00 : 12:15	Pedestrian	54	89	44	24	36	54	98	55
12:15 : 12:30	Pedestrian	66	70	28	21	49	47	98	58
12:30 : 12:45	Pedestrian	55	51	31	21	37	50	80	54
12:45 : 01:00	Pedestrian	50	42	26	29	38	74	74	84
01:00 : 01:15	Pedestrian	52	50	30	39	39	76	106	66
01:15 : 01:30	Pedestrian	48	38	24	28	29	48	68	54
01:30 : 01:45	Pedestrian	52	43	32	22	40	43	72	58
01:45 : 02:00	Pedestrian	48	35	26	37	28	50	52	52

TRIP CONSULTANTS CORP.

Traffic Recording & Information Processing

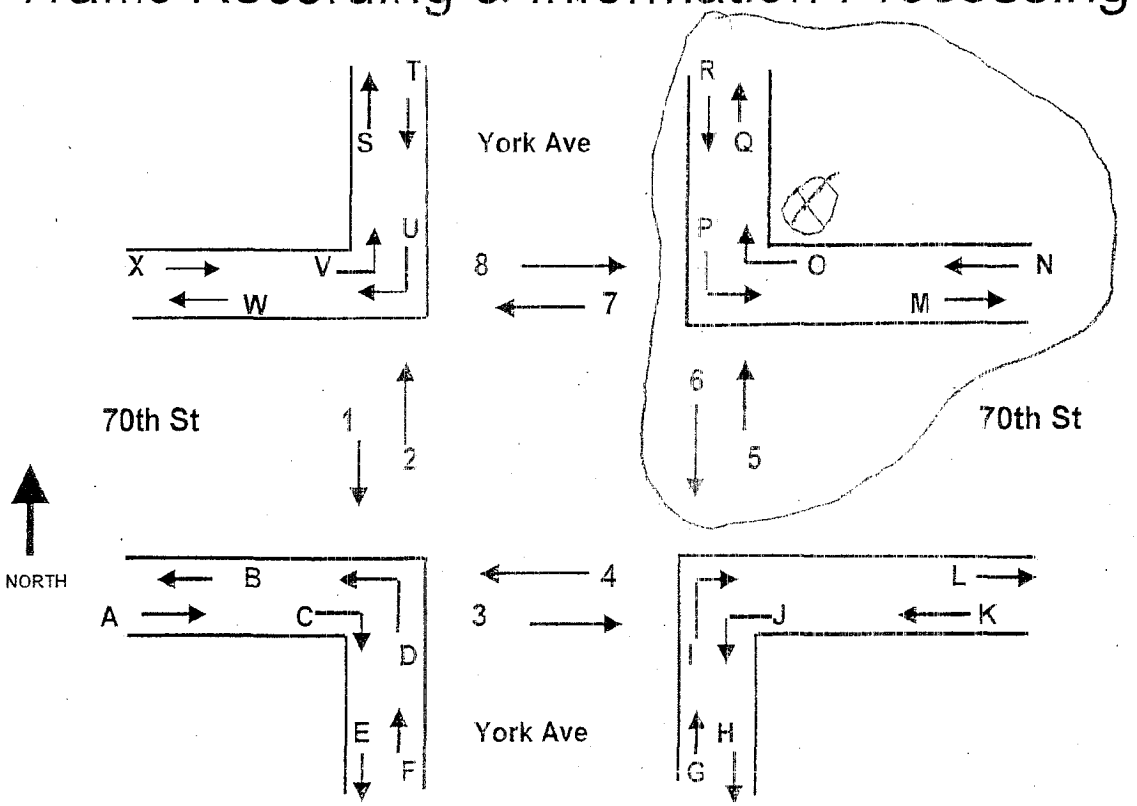

NO

York Ave @ 70th St.

NAME: Irina Alexeeva		Counter # 2261						DATE: October 05, 2006	
PEAK 04:00PM - 06:00PM		MOVEMENT NUMBER							
TIME	COUNT TYPE	M	N	O	P	Q	R	5	6
04:00 : 04:15	Pedestrian	14	75	39	31	29	35	48	71
04:15 : 04:30	Pedestrian	19	51	46	11	31	41	58	63
04:30 : 04:45	Pedestrian	10	67	45	12	22	45	71	54
04:45 : 05:00	Pedestrian	13	38	37	18	31	46	69	74
05:00 : 05:15	Pedestrian	20	66	42	11	40	60	89	78
05:15 : 05:30	Pedestrian	15	43	37	10	38	51	59	72
05:30 : 05:45	Pedestrian	11	42	35	9	52	52	70	67
05:45 : 06:00	Pedestrian	17	41	23	11	48	44	66	45

APPENDIX B

Hospital for Special Surgery Pedestrian Analysis

Pedestrian Capacity Analysis

PEDESTRIANS AT SIGNALIZED INTERSECTIONS WORKSHEET

General Information		Site Information	
Analyst	C.	Intersection/Corner	NE corner of York Ave and 71st St
Company	Ethan Eldon Assoc.	Peak Hour	AM
Date Performed	5/23/2007 14:44	Analysis Year	2007
Analysis Period	Peak 15-min.	Conditions	Existing

Inputs				Geometric Inputs	
Cycle length, C	120			Width of Sidewalk on Minor-street W_a	12
Minor-street red phase, R_{mi}	59			Width of Sidewalk on Major-street W_b	20
Major-street red phase, R_{mi}	73			Radius of Corner	12
Minor-street effective green, g_i	61			Width of Minor-street L_c	33
Major-street effective green, g_j	47			Width of Major-street L_d	60
	Flow, p/15-min	Flow, p/15min * 1/60 = p/s	Flow, p/s*C	Minor-street crosswalk Inbound	32
v_{ci}	32	0.04	4	Major-street crosswalk Inbound	62
v_{co}	66	0.07	9	Minor-street crosswalk Outbound	66
v_{cf}	62	0.07	8	Major-street crosswalk Outbound	37
v_{do}	37	0.04	5	Corner pedestrian cross traffic	19
$v_{a,b}$	19	0.02	3	Minor-street crosswalk width W_c	16
v_{tot}	216	0.24	29	Major-street crosswalk width W_d	13

Street Corner Time-Space Analysis	
Total time-space, TS (ft^2-s) $TS = C(W_aW_b - 0.215R^2)$	25084.8
Time spent by pedestrians crossing major street, Q_{tdo} (p-s) $Q_{tdo} = v_{do} R_{mi}^2/2C$	72.52083
Time spent by pedestrians crossing minor street, Q_{tco} (p-s) $Q_{tco} = v_{co} R_{mi}^2/2C$	199.84
Total time-space available, TS_c (ft^2-s), $TS_c = TS - [5(Q_{tdo} + Q_{tco})]$	23723.01
Circulation area per pedestrian, M (ft^2/p), $M = TS_c/4v_{tot}$	204.5
LOS (Exhibit 18-3)	A
LOS - Platoon (Exhibit 18-4)	B

Crosswalk Time-Space Analysis		
Average Pedestrian Delay at Signalized Intersections	**Crosswalk D**	**Crosswalk C**
Average delay, d_p (s), $d_p = 0.5(C-g)^2/C$	22.20	14.50
LOS at signalized intersection (Exhibit 18-9)	C	B
Number of pedestrians arriving during Don't Walk or red indication,[1] N_{ped} (p)	3.04	4.43
Average pedestrian walking speed, S_p (ft/s)	4.0	4.0
Total crossing time,[2] t (s)	18.6	12.4
Total time-space, TS (ft^2-s), $TS = LW(WALK + FDW - L/2S_p)$	30810	30030
Total crosswalk occupancy time, T (p-s) $T \approx (v_i + v_o)t$	242	162
Number of conflicting right-turning vehicles, N_{tv} (veh)	4.8	0.2
Time-space of right-turning vehicles, TS_{tv} (ft^2-s), $TS_{tv} = 40N_{tv}W_E$	2496	128
Effective time-space, TS_E (ft^2-s), $TS_E = TS - TS_{tv}$	28314	29902
Circulation area per pedestrian, M (ft^2/p), $M = TS_E/T$	117.0	184.8
LOS (Exhibit 18-3)	A	A
LOS - Platoon (Exhibit 18-4)	B	B

Notes

1. Number of people in the subject movement who arrive before the WALK or concurrent green indication and exit the curb during the WALK or concurrent green indication. $N_{ped} = v_{co}$ or v_{do} (C-G)/C

2. If W > 10 ft, $t = 3.2 + L/S_p + (2.7 N_{ped}/W)$; but if W <= 10 ft, $t = 3.2 + L/S_p + (0.27 N_{ped})$

PEDESTRIANS AT SIGNALIZED INTERSECTIONS WORKSHEET

General Information		Site Information	
Analyst	C.	Intersection/Corner	NE corner of York Ave and 71st St
Company	Ethan Eldon Assoc.	Peak Hour	Midday
Date Performed	5/23/2007 14:44	Analysis Year	2007
Analysis Period	Peak 15-min.	Conditions	Existing

Inputs				Geometric Inputs	
Cycle length, C	120			Width of Sidewalk on Minor-street W_a	12
Minor-street red phase, R_{mi}	59			Width of Sidewalk on Major-street W_b	20
Major-street red phase, R_{mj}	73			Radius of Corner	12
Minor-street effective green, g_i	61			Width of Minor-street L_c	33
Major-street effective green, g_j	47			Width of Major-street L_d	60
	Flow, p/15-min	Flow, p/15min * 1/60 = p/s	Flow, p/s*C	Minor-street crosswalk Inbound	39
v_{ci}	39	0.04	5	Major-street crosswalk Inbound	51
v_{co}	42	0.05	6	Minor-street crosswalk Outbound	42
v_{di}	51	0.06	7	Major-street crosswalk Outbound	38
v_{do}	38	0.04	5	Corner pedestrian cross traffic	22
$v_{a,b}$	22	0.02	3	Minor-street crosswalk width W_c	16
v_{tot}	192	0.21	26	Major-street crosswalk width W_d	13

Street Corner Time-Space Analysis	
Total time-space, TS (ft^2-s) $TS = C(W_aW_b - 0.215R^2)$	25084.8
Time spent by pedestrians crossing major street, Q_{tdo} (p-s) $Q_{tdo} = v_{do} R_{mj}^2/2C$	72.52083
Time spent by pedestrians crossing minor street, Q_{tco} (p-s) $Q_{tco} = v_{co} R_{mi}^2/2C$	133.23
Total time-space available, TS_c (ft^2-s) $TS_c = TS - [5(Q_{tdo} + Q_{tco})]$	24056.07
Circulation area per pedestrian, M (ft^2/p), $M = TS_c/\Sigma v_{tci}$	231.3
LOS (Exhibit 18-3)	A
LOS - Platoon (Exhibit 18-4)	B

Crosswalk Time-Space Analysis		
Average Pedestrian Delay at Signalized Intersections	**Crosswalk D**	**Crosswalk C**
Average delay, d_p (s), $d_p = 0.5(C-g)^2/C$	22.20	14.50
LOS at signalized intersection (Exhibit 18-9)	C	B
Number of pedestrians arriving during Don't Walk or red indication,[1] N_{ped} (p)	3.04	2.95
Average pedestrian walking speed, S_p (ft/s)	4.0	4.0
Total crossing time,[2] t (s)	18.6	12.1
Total time-space, TS (ft^2-s), $TS = LW(WALK + FDW - L/2S_p)$	30810	30030
Total crosswalk occupancy time, T (p-s) $T = (v_i + v_o)t$	223	133
Number of conflicting right-turning vehicles, N_{tv} (veh)	5.1	0.1
Time-space of right-turning vehicles, TS_{tv} (ft^2-s), $TS_{tv} = 40N_{tv}W_E$	2652	64
Effective time-space, TS_E (ft^2-s), $TS_E = TS - TS_{tv}$	28158	29966
Circulation area per pedestrian, M (ft^2/p), $M = TS_E/T$	126.1	224.9
LOS (Exhibit 18-3)	A	A
LOS - Platoon (Exhibit 18-4)	B	B

Notes

1. Number of people in the subject movement who arrive before the WALK or concurrent green indication and exit the curb during the WALK or concurrent green indication. $N_{ped} = v_{co}$ or v_{do} (C-G)/C

2. If W > 10 ft, $t = 3.2 + L/S_p + (2.7 N_{ped}/W)$; but if W <= 10 ft, $t = 3.2 + L/S_p + (0.27 N_{ped})$

PEDESTRIANS AT SIGNALIZED INTERSECTIONS WORKSHEET

General Information		Site Information	
Analyst	C.	Intersection/Corner	NE corner of York Ave and 71st St
Company	Ethan Eldon Assoc.	Peak Hour	PM
Date Performed	5/23/2007 14:44	Analysis Year	2007
Analysis Period	Peak 15-min.	Conditions	Existing

Inputs				Geometric Inputs	
Cycle length, C		120		Width of Sidewalk on Minor-street W_a	12
Minor-street red phase, R_{mi}		59		Width of Sidewalk on Major-street W_b	20
Major-street red phase, R_{mj}		73		Radius of Corner	12
Minor-street effective green, g_i		61		Width of Minor-street L_c	33
Major-street effective green, g_j		47		Width of Major-street L_d	60
	Flow, p/15-min	Flow, p/15min * 1/60 = p/s	Flow, p/s*C	Minor-street crosswalk Inbound	44
v_{ci}	44	0.05	6	Major-street crosswalk Inbound	15
v_{co}	44	0.05	6	Minor-street crosswalk Outbound	44
v_{di}	15	0.02	2	Major-street crosswalk Outbound	39
v_{do}	39	0.04	5	Corner pedestrian cross traffic	18
$v_{a,b}$	18	0.02	2	Minor-street crosswalk width W_c	16
v_{to}	160	0.18	21	Major-street crosswalk width W_d	13

Street Corner Time-Space Analysis	
Total time-space, TS (ft^2-s) $TS = C(W_eW_b - 0.215R^2)$	25084.8
Time spent by pedestrians crossing major street, Q_{tdo} (p-s) $Q_{tdo} = v_{dc} R_{mi}^2/2C$	72.52083
Time spent by pedestrians crossing minor street, Q_{tco} (p-s) $Q_{tco} = v_{co} R_{mi}^2/2C$	133.23
Total time-space available, TS_c (ft^2-s), $TS_c = TS - [5(Q_{tdo} + Q_{tco})]$	24056.07
Circulation area per pedestrian, M (ft^2/p), $M = TS_c/4v_{to}$	286.4
LOS (Exhibit 18-3)	A
LOS - Platoon (Exhibit 18-4)	B

Crosswalk Time-Space Analysis		
Average Pedestrian Delay at Signalized Intersections	**Crosswalk D**	**Crosswalk C**
Average delay, d_p (s), $d_p = 0.5(C-g)^2/C$	22.20	14.50
LOS at signalized intersection (Exhibit 18-9)	C	B
Number of pedestrians arriving during Don't Walk or red indication,[1] N_{ped} (p)	3.04	2.95
Average pedestrian walking speed, S_p (ft/s)	4.0	4.0
Total crossing time,[2] t (s)	18.6	12.1
Total time-space, TS (ft^2-s), TS = LW(WALK + FDW - L/2S_p)	30810	30030
Total crosswalk occupancy time, T (p-s) $T = (v_i + v_o)t$	130	145
Number of conflicting right-turning vehicles, N_{tv} (veh)	**4.1**	**0.1**
Time-space of right-turning vehicles, TS_{tv} (ft^2-s), $TS_{tv} = 40N_{tv}W_E$	2132	64
Effective time-space, TS_E (ft^2-s), $TS_E = TS - TS_{tv}$	28678	29966
Circulation area per pedestrian, M (ft^2/p), $M = TS_E/T$	220.1	206.1
LOS (Exhibit 18-3)	A	A
LOS - Platoon (Exhibit 18-4)	B	B

Notes

1. Number of people in the subject movement who arrive before the WALK or concurrent green indication and exit the curb during the WALK or concurrent green indication. $N_{ped} = v_{co}$ or v_{do} (C-G)/C

2. If W > 10 ft, $t = 3.2 + L/S_p + (2.7 N_{ped}/W)$; but if W <= 10 ft, $t = 3.2 + L/S_p + (0.27 N_{ped})$

PEDESTRIANS AT SIGNALIZED INTERSECTIONS WORKSHEET

General Information		Site Information	
Analyst	C.	Intersection/Corner	SE corner of York Ave and 71st St
Company	Ethan Eldon Assoc.	Peak Hour	AM
Date Performed	5/23/2007 14:44	Analysis Year	2007
Analysis Period	Peak 15-min.	Conditions	Existing

Inputs				Geometric Inputs	
Cycle length, C	120			Width of Sidewalk on Minor-street W_a	12
Minor-street red phase, R_{mi}	59			Width of Sidewalk on Major-street W_b	20
Major-street red phase, R_{mj}	73			Radius of Corner	12
Minor-street effective green, g_i	61			Width of Minor-street L_c	33
Major-street effective green, g_j	47			Width of Major-street L_d	60
	Flow, p/15-min	Flow, p/15min * 1/60 = p/s	Flow, p/s*C	Minor-street crosswalk Inbound	66
v_{ci}	66	0.07	9	Major-street crosswalk Inbound	35
v_{co}	32	0.04	4	Minor-street crosswalk Outbound	32
v_{di}	35	0.04	5	Major-street crosswalk Outbound	24
v_{do}	24	0.03	3	Corner pedestrian cross traffic	3
$v_{a,b}$	3	0.00	0	Minor-street crosswalk width W_c	16
v_{tot}	160	0.13	21	Major-street crosswalk width W_d	10

Street Corner Time-Space Analysis	
Total time-space, TS (ft^2-s) TS = $C(W_aW_b - 0.215R^2)$	25084.8
Time spent by pedestrians crossing major street, Q_{tdo} (p-s) $Q_{tdo} = v_{do} R_{mi}^2/2C$	43.5125
Time spent by pedestrians crossing minor street, Q_{tco} (p-s) $Q_{tco} = v_{co} R_{mi}^2/2C$	88.82
Total time-space available, TS_c (ft^2-s), $TS_c = TS - [5(Q_{tdo} + Q_{tco})]$	24423.15
Circulation area per pedestrian, M (ft^2/p), $M = TS_c/4v_{tot}$	290.8
LOS (Exhibit 18-3)	A
LOS - Platoon (Exhibit 18-4)	B

Crosswalk Time-Space Analysis		
Average Pedestrian Delay at Signalized Intersections	Crosswalk D	Crosswalk C
Average delay, d_p (s), $d_p = 0.5(C-g)^2/C$	22.20	14.50
LOS at signalized intersection (Exhibit 18-9)	C	B
Number of pedestrians arriving during Don't Walk or red indication,[1] N_{ped} (p)	1.83	1.97
Average pedestrian walking speed, S_p (ft/s)	4.0	4.0
Total crossing time,[2] t (s)	18.7	11.9
Total time-space, TS (ft^2-s), TS = LW(WALK + FDW - L/2S_p)	23700	30030
Total crosswalk occupancy time, T (p-s) $T = (v_i + v_o)t$	150	155
Number of conflicting right-turning vehicles, N_{tv} (veh)	6.7	0.2
Time-space of right-turning vehicles, TS_{tv} (ft^2-s), $TS_{tv} = 40N_{tv}W_E$	2680	128
Effective time-space, TS_E (ft^2-s), $TS_E = TS - TS_{tv}$	21020	29902
Circulation area per pedestrian, M (ft^2/p), $M = TS_E/T$	140.6	193.4
LOS (Exhibit 18-3)	A	A
LOS - Platoon (Exhibit 18-4)	B	B

Notes

1. Number of people in the subject movement who arrive before the WALK or concurrent green indication and exit the curb during the WALK or concurrent green indication. $N_{ped} = v_{co}$ or v_{do} (C-G)/C

2. If W > 10 ft, $t = 3.2 + L/S_p + (2.7 N_{ped}/W)$; but if W <= 10 ft, $t = 3.2 + L/S_p + (0.27 N_{ped})$

PEDESTRIANS AT SIGNALIZED INTERSECTIONS WORKSHEET

General Information		Site Information	
Analyst	C.	Intersection/Corner	SE corner of York Ave and 71st St
Company	Ethan Eldon Assoc.	Peak Hour	Midday
Date Performed	5/23/2007 14:44	Analysis Year	2007
Analysis Period	Peak 15-min.	Conditions	Existing

Inputs				Geometric Inputs	
Cycle length, C		120		Width of Sidewalk on Minor-street W_a	12
Minor-street red phase, R_{mi}		59		Width of Sidewalk on Major-street W_b	20
Major-street red phase, R_{mi}		73		Radius of Corner	12
Minor-street effective green, g_i		61		Width of Minor-street L_c	33
Major-street effective green, g_j		47		Width of Major-street L_d	60
	Flow, p/15-min	Flow, p/15min * 1/60 = p/s	Flow, p/s*C	Minor-street crosswalk Inbound	42
v_{ci}	42	0.05	6	Major-street crosswalk Inbound	46
v_{co}	39	0.04	5	Minor-street crosswalk Outbound	39
v_{di}	46	0.05	6	Major-street crosswalk Outbound	27
v_{do}	27	0.03	4	Corner pedestrian cross traffic	7
$v_{a,b}$	7	0.01	1	Minor-street crosswalk width W_c	16
v_{tot}	161	0.18	22	Major-street crosswalk width W_d	10

Street Corner Time-Space Analysis	
Total time-space, TS (ft^2-s) TS = $C(W_aW_b - 0.215R^2)$	25084.8
Time spent by pedestrians crossing major street, Q_{tdo} (p-s) $Q_{tdo} = v_{do} R_{mi}^2/2C$.	58.01667
Time spent by pedestrians crossing minor street, Q_{tco} (p-s) $Q_{tco} = v_{co} R_{mi}^2/2C$	111.02
Total time-space available, TS_c (ft^2-s), $TS_c = TS - [5(Q_{tdo} + Q_{tco})]$	24239.61
Circulation area per pedestrian, M (ft^2/p), $M = TS_c/4v_{tot}$	275.5
LOS (Exhibit 18-3)	A
LOS - Platoon (Exhibit 18-4)	B

Crosswalk Time-Space Analysis		
Average Pedestrian Delay at Signalized Intersections	**Crosswalk D**	**Crosswalk C**
Average delay, d_p (s), $d_p = 0.5(C-g)^2/C$	22.20	14.50
LOS at signalized intersection (Exhibit 18-9)	C	B
Number of pedestrians arriving during Don't Walk or red indication,[1] N_{ped} (p)	2.43	2.46
Average pedestrian walking speed, S_p (ft/s)	4.0	4.0
Total crossing time,[2] t (s)	18.9	12.0
Total time-space, TS (ft^2-s), TS = LW(WALK + FDW - $L/2S_p$)	23700	30030
Total crosswalk occupancy time, T (p-s) $T = (v_i + v_o)t$	189	132
Number of conflicting right-turning vehicles, N_{tv} (veh)	**6.3**	**0.1**
Time-space of right-turning vehicles, TS_{tv} (ft^2-s), $TS_{tv} = 40N_{tv}W_E$	2520	64
Effective time-space, TS_E (ft^2-s), $TS_E = TS - TS_{tv}$	21180	29966
Circulation area per pedestrian, M (ft^2/p), $M = TS_E/T$	112.3	227.0
LOS (Exhibit 18-3)	A	A
LOS - Platoon (Exhibit 18-4)	B	B

Notes

1. Number of people in the subject movement who arrive before the WALK or concurrent green indication and exit the curb during the WALK or concurrent green indication. $N_{ped} = v_{co}$ or v_{do} (C-G)/C

2. If W > 10 ft, t = 3.2 + L/S_p + (2.7 N_{ped}/W); but if W <= 10 ft, t = 3.2 + L/S_p + (0.27 N_{ped})

PEDESTRIANS AT SIGNALIZED INTERSECTIONS WORKSHEET

General Information		Site Information	
Analyst	C.	Intersection/Corner	SE corner of York Ave and 71st St
Company	Ethan Eldon Assoc.	Peak Hour	PM
Date Performed	5/23/2007 14:44	Analysis Year	2007
Analysis Period	Peak 15-min.	Conditions	Existing

Inputs				Geometric Inputs	
Cycle length, C	120			Width of Sidewalk on Minor-street W_s	12
Minor-street red phase, R_{mi}	59			Width of Sidewalk on Major-street W_s	20
Major-street red phase, R_{ma}	73			Radius of Corner	12
Minor-street effective green, g_i	61			Width of Minor-street L_c	33
Major-street effective green, g_j	47			Width of Major-street L_d	60
	Flow, p/15-min	Flow, p/15min * 1/60 = p/s	Flow, p/s*C	Minor-street crosswalk Inbound	44
v_{ci}	44	0.05	6	Major-street crosswalk Inbound	19
v_{co}	44	0.05	6	Minor-street crosswalk Outbound	44
v_{di}	19	0.02	3	Major-street crosswalk Outbound	46
v_{do}	46	0.05	6	Corner pedestrian cross traffic	1
$v_{e,b}$	1	0.00	0	Minor-street crosswalk width W_c	16
v_{tot}	154	0.17	21	Major-street crosswalk width W_d	10

Street Corner Time-Space Analysis	
Total time-space, TS (ft^2-s) $TS = C(W_iW_j - 0.215R^2)$	25084.8
Time spent by pedestrians crossing major street, C_{tdo} (p-s) $Q_{tdo} = v_{do} R_{mi}^2/2C$	87.025
Time spent by pedestrians crossing minor street, C_{tco} (p-s) $Q_{tco} = v_{co} R_{mi}^2/2C$	133.23
Total time-space available, TS_c (ft^2-s), $TS_c = TS - [5(Q_{tdo} + Q_{tco})]$	23983.55
Circulation area per pedestrian, M (ft^2/p), $M = TS_c/4v_{tot}$	285.5
LOS (Exhibit 18-3)	A
LOS - Platoon (Exhibit 18-4)	B

Crosswalk Time-Space Analysis		
Average Pedestrian Delay at Signalized Intersections	**Crosswalk D**	**Crosswalk C**
Average delay, d_p (s), $d_p = 0.5(C-g)^2/C$	22.20	14.50
LOS at signalized intersection (Exhibit 18-9)	C	B
Number of pedestrians arriving during Don't Walk or red indication,[1] N_{ped} (p)	3.65	2.95
Average pedestrian walking speed, S_p (ft/s)	4.0	4.0
Total crossing time,[2] t (s)	19.2	12.1
Total time-space, TS (ft^2-s), $TS = LW(WALK + FDW - L/2S_p)$	23700	30030
Total crosswalk occupancy time, T (p-s) $T = (v_i + v_o)t$	173	145
Number of conflicting right-turning vehicles, N_{tv} (veh)	5.2	0.1
Time-space of right-turning vehicles, TS_v (ft^2-s) $TS_{tv} = 40N_{tv}W_E$	2080	64
Effective time-space, TS_E (ft^2-s), $TS_E = TS - TS_{tv}$	21620	29966
Circulation area per pedestrian, M (ft^2/p), $M = TS_E/T$	125.2	206.1
LOS (Exhibit 18-3)	A	A
LOS - Platoon (Exhibit 18-4)	B	B

Notes

1. Number of people in the subject movement who arrive before the WALK or concurrent green indication and exit the curb during the WALK or concurrent green indication. $N_{ped} = v_{co}$ or v_{do} (C-G)/C

2. If W > 10 ft, $t = 3.2 + L/S_p + (2.7 N_{ped}/W)$; but if W <= 10 ft, $t = 3.2 + L/S_p + (0.27 N_{ped})$

PEDESTRIANS AT SIGNALIZED INTERSECTIONS WORKSHEET

General Information		Site Information	
Analyst	C.	Intersection/Corner	SW corner of York Ave and 71st St
Company	Ethan Eldon Assoc.	Peak Hour	AM
Date Performed	5/23/2007 14:44	Analysis Year	2007
Analysis Period	Peak 15-min.	Conditions	Existing

Inputs				Geometric Inputs	
Cycle length, C	120			Width of Sidewalk on Minor-street W_a	13
Minor-street red phase, R_{mi}	59			Width of Sidewalk on Major-street W_b	20
Major-street red phase, R_{mi}	73			Radius of Corner	12
Minor-street effective green, g_i	61			Width of Minor-street L_c	33
Major-street effective green, g_j	47			Width of Major-street L_d	60
	Flow, p/15-min	Flow, p/15min * 1/60 = p/s	Flow, p/s*C	Minor-street crosswalk Inbound	60
v_{ci}	60	0.07	8	Major-street crosswalk Inbound	24
v_{co}	68	0.08	9	Minor-street crosswalk Outbound	68
v_{di}	24	0.03	3	Major-street crosswalk Outbound	35
v_{do}	35	0.04	5	Corner pedestrian cross traffic	10
$v_{a,b}$	10	0.01	1	Minor-street crosswalk width W_c	13
v_{tot}	197	0.22	26	Major-street crosswalk width W_d	10

Street Corner Time-Space Analysis	
Total time-space, TS (ft^2-s) $TS = C(W_aW_b - 0.215R^2)$	27484.8
Time spent by pedestrians crossing major street, Q_{tdo} (p-s) $Q_{tdo} = v_{do} R_{mi}^2/2C$	72.52083
Time spent by pedestrians crossing minor street, Q_{tco} (p-s) $Q_{tco} = v_{co} R_{mi}^2/2C$	199.84
Total time-space available, TS_c (ft^2-s), $TS_c = TS - [5(Q_{tdo} + Q_{tco})]$	26123.01
Circulation area per pedestrian, M (ft^2/p), $M = TS_c/4v_{tot}$	251.2
LOS (Exhibit 18-3)	A
LOS - Platoon (Exhibit 18-4)	B

Crosswalk Time-Space Analysis		
Average Pedestrian Delay at Signalized Intersections	**Crosswalk D**	**Crosswalk C**
Average delay, d_p (s), $d_p = 0.5(C-g)^2/C$	22.20	14.50
LOS at signalized intersection (Exhibit 18-9)	C	B
Number of pedestrians arriving during Don't Walk or red indication,[1] N_{ped} (p)	3.04	4.43
Average pedestrian walking speed, S_p (ft/s)	4.0	4.0
Total crossing time,[2] t (s)	19.0	12.4
Total time-space, TS (ft^2-s), $TS = LW(WALK + FDW - L/2S_p)$	23700	24399.38
Total crosswalk occupancy time, T (p-s) $T = (v_i + v_o)t$	152	210
Number of conflicting right-turning vehicles, N_{tv} (veh)	6.7	4.1
Time-space of right-turning vehicles, TS_{tv} (ft^2-s), $TS_{tv} = 40N_{tv}W_E$	2680	2132
Effective time-space, TS_E (ft^2-s), $TS_E = TS - TS_{tv}$	21020	22267.38
Circulation area per pedestrian, M (ft^2/p), $M = TS_E/T$	138.1	105.9
LOS (Exhibit 18-3)	A	A
LOS - Platoon (Exhibit 18-4)	B	B

Notes

1. Number of people in the subject movement who arrive before the WALK or concurrent green indication and exit the curb during the WALK or concurrent green indication. $N_{ped} = v_{co}$ or v_{do} (C-G)/C

2. If W > 10 ft, $t = 3.2 + L/S_p + (2.7 N_{ped}/W)$; but if W <= 10 ft, $t = 3.2 + L/S_p + (0.27 N_{ped})$

PEDESTRIANS AT SIGNALIZED INTERSECTIONS WORKSHEET

General Information		Site Information	
Analyst	C.	Intersection/Corner	SW corner of York Ave and 71st St
Company	Ethan Eldon Assoc.	Peak Hour	Midday
Date Performed	5/23/2007 14:44	Analysis Year	2007
Analysis Period	Peak 15-min.	Conditions	Existing

Inputs				Geometric Inputs	
Cycle length, C	120			Width of Sidewalk on Minor-street W_s	13
Minor-street red phase, R_{mi}	59			Width of Sidewalk on Major-street W_s	20
Major-street red phase, R_{mi}	73			Radius of Corner	12
Minor-street effective green, g_i	61			Width of Minor-street L_c	33
Major-street effective green, g_i	47			Width of Major-street L_c	60
	Flow, p/15-min	Flow, p/15min * 1/60 = p/s	Flow, p/s*C	Minor-street crosswalk Inbound	67
v_c	67	0.07	9	Major-street crosswalk Inbound	27
v_{co}	100	0.11	13	Minor-street crosswalk Outbound	100
v_d	27	0.03	4	Major-street crosswalk Outbound	46
v_{do}	46	0.05	6	Corner pedestrian cross traffic	26
$v_{a,b}$	26	0.03	3	Minor-street crosswalk width W_c	13
v_{tot}	266	0.30	35	Major-street crosswalk width W_d	10

Street Corner Time-Space Analysis	
Total time-space, TS (ft^2-s) TS = $C(W_sW_b - 0.215R^2)$	27484.8
Time spent by pedestrians crossing major street, Q_{tdo} (p-s) $Q_{tdo} = v_{do} R_{mi}^2/2C$	87.025
Time spent by pedestrians crossing minor street, Q_{tco} (p-s) $Q_{tco} = v_{co} R_{mi}^2/2C$	288.65
Total time-space available, TS_c (ft^2-s), $TS_c = TS - [5(Q_{tdo} + Q_{tco})]$	25606.4
Circulation area per pedestrian, M (ft^2/p), $M = TS_c/4v_{tot}$	182.9
LOS (Exhibit 18-3)	A
LOS - Platoon (Exhibit 18-4)	B

Crosswalk Time-Space Analysis		
Average Pedestrian Delay at Signalized Intersections	Crosswalk D	Crosswalk C
Average delay, d_p (s), $d_p = 0.5(C-g)^2/C$	22.20	14.50
LOS at signalized intersection (Exhibit 18-9)	C	B
Number of pedestrians arriving during Don't Walk or red indication,[1] N_{ped} (p)	3.65	6.39
Average pedestrian walking speed, S_p (ft/s)	4.0	4.0
Total crossing time,[2] t (s)	19.2	12.8
Total time-space, TS (ft^2-s), TS = LW(WALK + FDW - L/2S_p)	23700	24399.38
Total crosswalk occupancy time, T (p-s) $T = (v_i + v_o)t$	192	281
Number of conflicting right-turning vehicles, N_{tv} (veh)	6.3	3.8
Time-space of right-turning vehicles, TS_{tv} (ft^2-s), $TS_{tv} = 40N_{tv}W_E$	2520	1976
Effective time-space, TS_E (ft^2-s), $TS_E = TS - TS_{tv}$	21180	22423.38
Circulation area per pedestrian, M (ft^2/p), $M = TS_E/T$	110.4	79.8
LOS (Exhibit 18-3)	A	A
LOS - Platoon (Exhibit 18-4)	B	C

Notes

1. Number of people in the subject movement who arrive before the WALK or concurrent green indication and exit the curb during the WALK or concurrent green indication. $N_{ped} = v_{co}$ or v_{do} (C-G)/C

2. If W > 10 ft, t = 3.2 + L/S_p + (2.7 N_{ped}/W); but if W <= 10 ft, t = 3.2 + L/S_p + (0.27 N_{ped})

PEDESTRIANS AT SIGNALIZED INTERSECTIONS WORKSHEET

General Information		Site Information	
Analyst	C.	Intersection/Corner	SW corner of York Ave and 71st St
Company	Ethan Eldon Assoc.	Peak Hour	PM
Date Performed	5/23/2007 14:44	Analysis Year	2007
Analysis Period	Peak 15-min.	Conditions	Existing

Inputs				Geometric Inputs	
Cycle length, C		120		Width of Sidewalk on Minor-street W_a	13
Minor-street red phase, R_{mi}		59		Width of Sidewalk on Major-street W_b	20
Major-street red phase, R_{mi}		73		Radius of Corner	12
Minor-street effective green, g_i		61		Width of Minor-street L_c	33
Major-street effective green, g_j		47		Width of Major-street L_d	60
	Flow, p/15-min	Flow, p/15min * 1/60 = p/s	Flow, p/s*C	Minor-street crosswalk Inbound	54
v_{ci}	54	0.06	7	Major-street crosswalk Inbound	46
v_{co}	79	0.09	11	Minor-street crosswalk Outbound	79
v_{di}	46	0.05	6	Major-street crosswalk Outbound	19
v_{do}	19	0.02	3	Corner pedestrian cross traffic	7
$v_{e,b}$	7	0.01	1	Minor-street crosswalk width W_c	13
v_{tot}	205	0.23	28	Major-street crosswalk width W_d	10

Street Corner Time-Space Analysis	
Total time-space, TS (ft^2-s) $TS = C(W_aW_b - 0.215R^2)$	27484.8
Time spent by pedestrians crossing major street, Q_{tdo} (p-s) $Q_{tdo} = v_{do} R_m^2/2C$	43.5125
Time spent by pedestrians crossing minor street, Q_{tco} (p-s) $Q_{tco} = v_{co} R_m^2/2C$	244.25
Total time-space available, TS_c (ft^2-s), $TS_c = TS - [5(Q_{tdo} + Q_{tco})]$	26046.01
Circulation area per pedestrian, M (ft^2/p), $M = TS_c/4v_{tot}$	232.6
LOS (Exhibit 18-3)	A
LOS - Platoon (Exhibit 18-4)	B

Crosswalk Time-Space Analysis		
Average Pedestrian Delay at Signalized Intersections	**Crosswalk D**	**Crosswalk C**
Average delay, d_p (s), $d_p = 0.5(C-g)^2/C$	22.20	14.50
LOS at signalized intersection (Exhibit 18-9)	C	B
Number of pedestrians arriving during Don't Walk or red indication,[1] N_{ped} (p)	1.83	5.41
Average pedestrian walking speed, S_p (ft/s)	4.0	4.0
Total crossing time,[2] t (s)	18.7	12.6
Total time-space, TS (ft^2-s), $TS = LW(WALK + FDW - L/2S_p)$	23700	24399.38
Total crosswalk occupancy time, T (p-s) $T = (v_i + v_o)t$	168	226
Number of conflicting right-turning vehicles, N_{tv} (veh)	5.2	3.4
Time-space of right-turning vehicles, TS_{tv} (ft^2-s), $TS_{tv} = 40N_{tv}W_E$	2080	1768
Effective time-space, TS_E (ft^2-s), $TS_E = TS - TS_{tv}$	21620	22631.38
Circulation area per pedestrian, M (ft^2/p), $M = TS_E/T$	128.5	100.0
LOS (Exhibit 18-3)	A	A
LOS - Platoon (Exhibit 18-4)	B	B

Notes

1. Number of people in the subject movement who arrive before the WALK or concurrent green indication and exit the curb during the WALK or concurrent green indication. $N_{ped} = v_{co}$ or v_{do} (C-G)/C

2. If W > 10 ft, $t = 3.2 + L/S_p + (2.7 N_{ped}/W)$; but if W <= 10 ft, $t = 3.2 + L/S_p + (0.27 N_{ped})$

PEDESTRIANS AT SIGNALIZED INTERSECTIONS WORKSHEET

General Information		Site Information	
Analyst	C.	Intersection/Corner	NW corner of York Ave and 71st St
Company	Ethan Eldon Assoc.	Peak Hour	AM
Date Performed	5/23/2007 14:44	Analysis Year	2007
Analysis Period	Peak 15-min.	Conditions	Existing

Inputs				Geometric Inputs	
Cycle length, C		120		Width of Sidewalk on Minor-street W_a	13
Minor-street red phase, R_{rd}		59		Width of Sidewalk on Major-street W_b	20
Major-street red phase, R_{rd}		73		Radius of Corner	12
Minor-street effective green, g_i		61		Width of Minor-street L_c	33
Major-street effective green, g_j		47		Width of Major-street L_d	60
	Flow, p/15-min	Flow, p/15min * 1/60 = p/s	Flow, p/s*C	Minor-street crosswalk Inbound	68
v_{ci}	68	0.08	9	Major-street crosswalk Inbound	37
v_{co}	60	0.07	8	Minor-street crosswalk Outbound	60
v_{di}	37	0.04	5	Major-street crosswalk Outbound	62
v_{do}	62	0.07	8	Corner pedestrian cross traffic	2
$v_{a,b}$	2	0.00	0	Minor-street crosswalk width W_c	13
v_{tot}	229	0.25	30	Major-street crosswalk width W_c	13

Street Corner Time-Space Analysis	
Total time-space, TS (ft^2-s) TS = $C(W_aW_b - 0.215R^2)$	27484.8
Time spent by pedestrians crossing major street, Q_{tdo} (p-s) $Q_{tdo} = v_{do} R_{rd}^2/2C$	116.0333
Time spent by pedestrians crossing minor street, Q_{tco} (p-s) $Q_{tco} = v_{co} R_{rd}^2/2C$	177.63
Total time-space available, TS_c (ft^2-s), $TS_c = TS - [5(Q_{tdo} + Q_{tco})]$	26016.47
Circulation area per pedestrian, M (ft^2/p), $M = TS_c/4v_{tot}$	216.8
LOS (Exhibit 18-3)	A
LOS - Platoon (Exhibit 18-4)	B

Crosswalk Time-Space Analysis		
Average Pedestrian Delay at Signalized Intersections	Crosswalk D	Crosswalk C
Average delay, d_p (s), $d_p = 0.5(C-g)^2/C$	22.20	14.50
LOS at signalized intersection (Exhibit 18-9)	C	B
Number of pedestrians arriving during Don't Walk or red indication,[1] N_{ped} (p)	4.87	3.93
Average pedestrian walking speed, S_p (ft/s)	4.0	4.0
Total crossing time,[2] t (s)	18.9	12.3
Total time-space, TS (ft^2-s), TS = LW(WALK + FDW - L/2S_p)	30810	24399.38
Total crosswalk occupancy time, T (p-s) $T = (v_i + v_o)t$	245	209
Number of conflicting right-turning vehicles, N_{rv} (veh)	4.8	4.1
Time-space of right-turning vehicles, TS_{rv} (ft^2-s), $TS_{rv} = 40N_{rv}W_E$	2496	2132
Effective time-space, TS_E (ft^2-s), $TS_E = TS - TS_{rv}$	28314	22267.38
Circulation area per pedestrian, M (ft^2/p), $M = TS_E/T$	115.5	106.8
LOS (Exhibit 18-3)	A	A
LOS - Platoon (Exhibit 18-4)	B	B

Notes

1. Number of people in the subject movement who arrive before the WALK or concurrent green indication and exit the curb during the WALK or concurrent green indication. $N_{ped} = v_{co}$ or v_{do} (C-G)/C

2. If W > 10 ft, $t = 3.2 + L/S_p + (2.7 N_{ped}/W)$; but if W <= 10 ft, $t = 3.2 + L/S_p + (0.27 N_{ped})$

PEDESTRIANS AT SIGNALIZED INTERSECTIONS WORKSHEET

General Information		Site Information	
Analyst	C.	Intersection/Corner	NW corner of York Ave and 71st St
Company	Ethan Eldon Assoc.	Peak Hour	Midday
Date Performed	5/23/2007 14:44	Analysis Year	2007
Analysis Period	Peak 15-min.	Conditions	Existing

Inputs				Geometric Inputs	
Cycle length, C		120		Width of Sidewalk on Minor-street W_a	13
Minor-street red phase, R_{mi}		59		Width of Sidewalk on Major-street W_b	20
Major-street red phase, R_{mi}		73		Radius of Corner	12
Minor-street effective green, g_i		61		Width of Minor-street L_c	33
Major-street effective green, g_i		47		Width of Major-street L_d	60
	Flow, p/15-min	Flow, p/15min * 1/60 = p/s	Flow, p/s*C	Minor-street crosswalk Inbound	100
v_{ci}	100	0.11	13	Major-street crosswalk Inbound	38
v_{co}	67	0.07	9	Minor-street crosswalk Outbound	67
v_d	38	0.04	5	Major-street crosswalk Outbound	51
v_{do}	51	0.06	7	Corner pedestrian cross traffic	5
$v_{a\,b}$	5	0.01	1	Minor-street crosswalk width W_c	13
v_{tct}	261	0.29	35	Major-street crosswalk width W_d	13

Street Corner Time-Space Analysis	
Total time-space, TS (ft^2-s) TS = $C(W_aW_b - 0.215R^2)$	27484.8
Time spent by pedestrians crossing major street, Q_{tdo} (p-s) $Q_{tdo} = v_{do}\,R_{mi}^2/2C$	101.5292
Time spent by pedestrians crossing minor street, Q_{tco} (p-s) $Q_{tco} = v_{co}\,R_{mi}^2/2C$	199.84
Total time-space available, TS_c (ft^2-s), $TS_c = TS - [5(Q_{tdo} + Q_{tco})]$	25977.97
Circulation area per pedestrian, M (ft^2/p), $M = TS_c/4v_{tct}$	185.6
LOS (Exhibit 18-3)	A
LOS - Platoon (Exhibit 18-4)	B

Crosswalk Time-Space Analysis		
Average Pedestrian Delay at Signalized Intersections	**Crosswalk D**	**Crosswalk C**
Average delay, d_p (s), $d_p = 0.5(C-g)^2/C$	22.20	14.50
LOS at signalized intersection (Exhibit 18-9)	C	B
Number of pedestrians arriving during Don't Walk or red indication,[1] N_{ped} (p)	4.26	4.43
Average pedestrian walking speed, S_p (ft/s)	4.0	4.0
Total crossing time,[2] t (s)	18.8	12.4
Total time-space, TS (ft^2-s), TS = LW(WALK + FDW - $L/2S_p$)	30810	24399.38
Total crosswalk occupancy time, T (p-s) $T = (v_i + v_o)t$	225	272
Number of conflicting right-turning vehicles, N_{tv} (veh)	5.1	3.8
Time-space of right-turning vehicles, TS_{tv} (ft^2-s), $TS_{tv} = 40N_{tv}W_E$	2652	1976
Effective time-space, TS_E (ft^2-s), $TS_E = TS - TS_{tv}$	28158	22423.38
Circulation area per pedestrian, M (ft^2/p), $M = TS_E/T$	125.0	82.4
LOS (Exhibit 18-3)	A	A
LOS - Platoon (Exhibit 18-4)	B	C

Notes

1. Number of people in the subject movement who arrive before the WALK or concurrent green indication and exit the curb during the WALK or concurrent green indication. $N_{ped} = v_{co}$ or $v_{do}\,(C-G)/C$

2. If W > 10 ft, $t = 3.2 + L/S_p + (2.7\,N_{ped}/W)$; but if W <= 10 ft, $t = 3.2 + L/S_p + (0.27\,N_{ped})$

PEDESTRIANS AT SIGNALIZED INTERSECTIONS WORKSHEET

General Information		Site Information	
Analyst	C	Intersection/Corner	NW corner of York Ave and 71st St
Company	Ethan Eldon Assoc.	Peak Hour	PM
Date Performed	5/23/2007 14:44	Analysis Year	2007
Analysis Period	Peak 15-min.	Conditions	Existing

Inputs				Geometric Inputs	
Cycle length, C	120			Width of Sidewalk on Minor-street W_a	13
Minor-street red phase, R_{mi}	59			Width of Sidewalk on Major-street W_b	20
Major-street red phase, R_{mj}	73			Radius of Corner	12
Minor-street effective green, g_i	61			Width of Minor-street L_c	33
Major-street effective green, g_j	47			Width of Major-street L_d	60
	Flow, p/15-min	Flow, p/15min * 1/60 = p/s	Flow, p/s*C	Minor-street crosswalk Inbound	79
v_{ci}	79	0.09	11	Major-street crosswalk Inbound	39
v_{co}	54	0.06	7	Minor-street crosswalk Outbound	54
v_{di}	39	0.04	5	Major-street crosswalk Outbound	15
v_{do}	15	0.02	2	Corner pedestrian cross traffic	14
$v_{a,b}$	14	0.02	2	Minor-street crosswalk width W_c	13
v_{tot}	201	0.22	27	Major-street crosswalk width W_d	13

Street Corner Time-Space Analysis	
Total time-space, TS (ft^2-s) TS = $C(W_aW_b - 0.215R^2)$	27484.8
Time spent by pedestrians crossing major street, Q_{tdo} (p-s) $Q_{tdo} = v_{co} R_{mi}^2/2C$	29.00833
Time spent by pedestrians crossing minor street, Q_{tco} (p-s) $Q_{tco} = v_{co} R_{mi}^2/2C$	155.43
Total time-space available, TS_c (ft^2-s) $TS_c = TS - [5(Q_{tdo} + Q_{tco})]$	26562.61
Circulation area per pedestrian, M (ft^2/p), $M = TS_c/4v_{tot}$	246.0
LOS (Exhibit 18-3)	A
LOS - Platoon (Exhibit 18-4)	B

Crosswalk Time-Space Analysis		
Average Pedestrian Delay at Signalized Intersections	Crosswalk D	Crosswalk C
Average delay, d_p (s), $d_p = 0.5(C-g)^2/C$	22.20	14.50
LOS at signalized intersection (Exhibit 18-9)	C	B
Number of pedestrians arriving during Don't Walk or red indication,[1] N_{ped} (p)	1.22	3.44
Average pedestrian walking speed, S_p (ft/s)	4.0	4.0
Total crossing time,[2] t (s)	18.4	12.2
Total time-space, TS (ft^2-s), TS = LW(WALK + FDW - L/2S_p)	30810	24399.38
Total crosswalk occupancy time, T (p-s) $T = (v_i + v_o)t$	129	219
Number of conflicting right-turning vehicles, N_{tv} (veh)	4.1	3.4
Time-space of right-turning vehicles, TS_{tv} (ft^2-s), $TS_{tv} = 40N_{tv}W_E$	2132	1768
Effective time-space, TS_E (ft^2-s), $TS_E = TS - TS_{tv}$	28678	22631.38
Circulation area per pedestrian, M (ft^2/p), $M = TS_E/T$	223.1	103.4
LOS (Exhibit 18-3)	A	A
LOS - Platoon (Exhibit 18-4)	B	B

Notes

1. Number of people in the subject movement who arrive before the WALK or concurrent green indication and exit the curb during the WALK or concurrent green indication. $N_{ped} = v_{co}$ or v_{do} (C-G)/C

2. If W > 10 ft, $t = 3.2 + L/S_p + (2.7 N_{ped}/W)$; but if W <= 10 ft, $t = 3.2 + L/S_p + (0.27 N_{ped})$

PEDESTRIANS AT SIGNALIZED INTERSECTIONS WORKSHEET

General Information		Site Information	
Analyst	C.	Intersection/Corner	NE corner of York Ave and 70th St
Company	Ethan Eldon Assoc.	Peak Hour	AM
Date Performed	5/23/2007 13:24	Analysis Year	2007
Analysis Period	Peak 15-min.	Conditions	Existing

Inputs				Geometric Inputs	
Cycle length, C	120			Width of Sidewalk on Minor-street W_a	13
Minor-street red phase, R_m	53			Width of Sidewalk on Major-street W_b	20
Major-street red phase, R_m	79			Radius of Corner	12
Minor-street effective green, g_i	67			Width of Minor-street L_c	34
Major-street effective green, g_j	41			Width of Major-street L_d	60
	Flow, p/15-min	Flow, p/15min * 1/60 = p/s	Flow, p/s*C	Minor-street crosswalk Inbound	66
v_{ci}	66	0.07	9	Major-street crosswalk Inbound	85
v_{co}	88	0.10	12	Minor-street crosswalk Outbound	88
v_{di}	85	0.09	11	Major-street crosswalk Outbound	37
v_{do}	37	0.04	5	Corner pedestrian cross traffic	69
$v_{a,b}$	69	0.08	9	Minor-street crosswalk width W_c	13
v_{tot}	345	0.38	46	Major-street crosswalk width W_d	10

Street Corner Time-Space Analysis	
Total time-space, TS (ft^2-s) $TS = C(W_aW_b - 0.215R^2)$	27484.8
Time spent by pedestrians crossing major street, Q_{tdo} (p-s) $Q_{tdo} = v_{do}R_m^2/2C$	58.52083
Time spent by pedestrians crossing minor street, Q_{tco} (p-s) $Q_{tco} = v_{co}R_m^2/2C$	312.05
Total time-space available, TS_c (ft^2-s), $TS_c = TS - [5(Q_{tdo} + Q_{tco})]$	25631.95
Circulation area per pedestrian, M (ft^2/p), $M = TS_c/4v_{tot}$	139.3
LOS (Exhibit 18-3)	A
LOS - Platoon (Exhibit 18-4)	B

Crosswalk Time-Space Analysis		
Average Pedestrian Delay at Signalized Intersections	**Crosswalk D**	**Crosswalk C**
Average delay, d_p (s), $d_p = 0.5(C-g)^2/C$	26.00	11.70
LOS at signalized intersection (Exhibit 18-9)	C	B
Number of pedestrians arriving during Don't Walk or red indication,[1] N_{ped} (p)	3.29	5.30
Average pedestrian walking speed, S_p (ft/s)	4.0	4.0
Total crossing time,[2] t (s)	19.1	12.8
Total time-space, TS (ft^2-s), $TS = LW(WALK + FDW - L/2S_p)$	20100	27735.5
Total crosswalk occupancy time, T (p-s) $T = (v_i + v_o)t$	305	269
Number of conflicting right-turning vehicles, N_{tv} (veh)	6.4	4.0
Time-space of right-turning vehicles, TS_{tv} (ft^2-s), $TS_{tv} = 40N_{tv}W_E$	2560	2080
Effective time-space, TS_E (ft^2-s), $TS_E = TS - TS_{tv}$	17540	25655.5
Circulation area per pedestrian, M (ft^2/p), $M = TS_E/T$	57.4	95.4
LOS (Exhibit 18-3)	B	A
LOS - Platoon (Exhibit 18-4)	C	B

Notes

1. Number of people in the subject movement who arrive before the WALK or concurrent green indication and exit the curb during the WALK or concurrent green indication. $N_{ped} = v_{co}$ or v_{do} (C-G)/C

2. If W > 10 ft, $t = 3.2 + L/S_p + (2.7\ N_{ped}/W)$; but if W <= 10 ft, $t = 3.2 + L/S_p + (0.27\ N_{ped})$

PEDESTRIANS AT SIGNALIZED INTERSECTIONS WORKSHEET

General Information		Site Information	
Analyst	C.	Intersection/Corner	NE corner of York Ave and 70th St
Company	Ethan Eldon Assoc.	Peak Hour	Midday
Date Performed	4/27/2007 13:42	Analysis Year	2007
Analysis Period	Peak 15-min.	Conditions	Existing

Inputs				Geometric Inputs	
Cycle length, C	120			Width of Sidewalk on Minor-street W_a	13
Minor-street red phase, R_{mi}	53			Width of Sidewalk on Major-street W_b	20
Major-street red phase, R_{mj}	79			Radius of Corner	12
Minor-street effective green, g_i	67			Width of Minor-street L_c	34
Major-street effective green, g_j	41			Width of Major-street L_d	60
	Flow, p/15-min	Flow, p/15min * 1/60 = p/s	Flow, p/s*C	Minor-street crosswalk Inbound	107
v_{ci}	107	0.12	14	Major-street crosswalk Inbound	65
v_{co}	66	0.07	9	Minor-street crosswalk Outbound	66
v_{di}	65	0.07	9	Major-street crosswalk Outbound	86
v_{do}	86	0.10	11	Corner pedestrian cross traffic	62
$v_{a,b}$	62	0.07	8	Minor-street crosswalk width W_c	13
v_{tot}	386	0.43	51	Major-street crosswalk width W_c	10

Street Corner Time-Space Analysis	
Total time-space, TS (ft^2-s) $TS = C(W_aW_b - 0.215R^2)$	27484.8
Time spent by pedestrians crossing major street, Q_{tdo} (p-s) $Q_{tdo} = v_{do} R_{mi}^2/2C$	128.7458
Time spent by pedestrians crossing minor street, Q_{tco} (p-s) $Q_{tco} = v_{co} R_{mi}^2/2C$	234.04
Total time-space available, TS_c (ft^2-s), $TS_c = TS - [5(Q_{tdo} + Q_{tco})]$	25670.88
Circulation area per pedestrian, M (ft^2/p), $M = TS_c/4v_{pt}$	125.8
LOS (Exhibit 18-3)	A
LOS - Platoon (Exhibit 18-4)	B

Crosswalk Time-Space Analysis		
Average Pedestrian Delay at Signalized Intersections	Crosswalk D	Crosswalk C
Average delay, d_p (s), $d_p = 0.5(C-g)^2/C$	26.00	11.70
LOS at signalized intersection (Exhibit 18-9)	C	B
Number of pedestrians arriving during Don't Walk or red indication,[1] N_{ped} (p)	7.24	3.98
Average pedestrian walking speed, S_p (ft/s)	4.0	4.0
Total crossing time,[2] t (s)	20.2	12.5
Total time-space, TS (ft^2-s), $TS = LW(WALK + FDW - L/2S_p)$	20100	27735.5
Total crosswalk occupancy time, T (p-s) $T = (v_i + v_o)t$	403	288
Number of conflicting right-turning vehicles, N_{tv} (veh)	4.0	4.0
Time-space of right-turning vehicles, TS_{tv} (ft^2-s), $TS_{tv} = 40N_{tv}W_E$	1600	2080
Effective time-space, TS_E (ft^2-s), $TS_E = TS - TS_{tv}$	18500	25655.5
Circulation area per pedestrian, M (ft^2/p), $M = TS_E/T$	45.9	89.1
LOS (Exhibit 18-3)	B	A
LOS - Platoon (Exhibit 18-4)	C	C

Notes

1. Number of people in the subject movement who arrive before the WALK or concurrent green indication and exit the curb during the WALK or concurrent green indication. $N_{ped} = v_{co}$ or v_{do} (C-G)/C

2. If W > 10 ft, $t = 3.2 + L/S_p + (2.7 N_{ped}/W)$; but if W <= 10 ft, $t = 3.2 + L/S_p + (0.27 N_{ped})$

PEDESTRIANS AT SIGNALIZED INTERSECTIONS WORKSHEET

General Information		Site Information	
Analyst	C.	Intersection/Corner	NE corner of York Ave and 70th St
Company	Ethan Eldon Assoc.	Peak Hour	PM
Date Performed	4/27/2007 13:42	Analysis Year	2007
Analysis Period	Peak 15-min.	Conditions	Existing

Inputs		Geometric Inputs	
Cycle length, C	120	Width of Sidewalk on Minor-street W_a	12
Minor-street red phase, R_{mi}	53	Width of Sidewalk on Major-street W_b	20
Major-street red phase, R_{mj}	79	Radius of Corner	12
Minor-street effective green, g_i	67	Width of Minor-street L_c	33
Major-street effective green, g_j	41	Width of Major-street L_d	60
		Minor-street crosswalk Inbound	89
		Major-street crosswalk Inbound	39
		Minor-street crosswalk Outbound	78
		Major-street crosswalk Outbound	137
		Corner pedestrian cross traffic	53
		Minor-street crosswalk width W_c	13
		Major-street crosswalk width W_d	10

	Flow, p/15-min	Flow, p/15min * 1/60 = p/s	Flow, p/s*C
v_{ci}	89	0.10	12
v_{co}	78	0.09	10
v_{di}	39	0.04	5
v_{do}	137	0.15	18
$v_{a,o}$	53	0.06	7
v_{to}	396	0.44	52

Street Corner Time-Space Analysis	
Total time-space, TS (ft^2-s) TS = $C(W_aW_b - 0.215R^2)$	25084.8
Time spent by pedestrians crossing major street, Q_{tdo} (p-s) $Q_{tdo} = v_{do} R_{mj}^2/2C$	210.675
Time spent by pedestrians crossing minor street, Q_{tco} (p-s) $Q_{tco} = v_{co} R_{mi}^2/2C$	260.04
Total time-space available, TS_c (ft^2-s), $TS_c = TS - [5(Q_{tdo} + Q_{tco})]$	22731.22
Circulation area per pedestrian, M (ft^2/p), $M = TS_c/4v_{tot}$	109.3
LOS (Exhibit 18-3)	A
LOS - Platoon (Exhibit 18-4)	B

Crosswalk Time-Space Analysis		
Average Pedestrian Delay at Signalized Intersections	**Crosswalk D**	**Crosswalk C**
Average delay, d_p (s), $d_p = 0.5(C-g)^2/C$	26.00	11.70
LOS at signalized intersection (Exhibit 18-9)	C	B
Number of pedestrians arriving during Don't Walk or red indication,[1] N_{ped} (p)	11.85	4.42
Average pedestrian walking speed, S_p (ft/s)	4.0	4.0
Total crossing time,[2] t (s)	21.4	12.4
Total time-space, TS (ft^2-s), TS = LW(WALK + FDW - $L/2S_p$)	20100	26973.38
Total crosswalk occupancy time, T (p-s) $T = (v_i + v_o)t$	492	274
Number of conflicting right-turning vehicles, N_{tv} (veh)	5.7	2.0
Time-space of right-turning vehicles, TS_{tv} (ft^2-s), $TS_{tv} = 40N_{tv}W_E$	2280	1040
Effective time-space, TS_E (ft^2-s), $TS_E = TS - TS_{tv}$	17820	25933.38
Circulation area per pedestrian, M (ft^2/p), $M = TS_E/T$	36.2	94.7
LOS (Exhibit 18-3)	C	A
LOS - Platoon (Exhibit 18-4)	D	B

Notes

1. Number of people in the subject movement who arrive before the WALK or concurrent green indication and exit the curb during the WALK or concurrent green indication. $N_{ped} = v_{co}$ or v_{do} (C-G)/C

2. If W > 10 ft, $t = 3.2 + L/S_p + (2.7 N_{ped}/W)$; but if W <= 10 ft, $t = 3.2 + L/S_p + (0.27 N_{ped})$

PEDESTRIANS AT SIGNALIZED INTERSECTIONS WORKSHEET

General Information		Site Information	
Analyst	C.	Intersection/Corner	SE corner of York Ave and 70th St
Company	Ethan Eldon Assoc.	Peak Hour	AM
Date Performed	4/27/2007 13:42	Analysis Year	2007
Analysis Period	Peak 15-min.	Conditions	Existing

Inputs				Geometric Inputs	
Cycle length, C	120			Width of Sidewalk on Minor-street W_a	13
Minor-street red phase, R_{mi}	53			Width of Sidewalk on Major-street W_b	20
Major-street red phase, R_{ma}	79			Radius of Corner	12
Minor-street effective green, g_i	67			Width of Minor-street L_c	34
Major-street effective green, g_j	41			Width of Major-street L_d	60
	Flow, p/15-min	Flow, p/15min * 1/60 = p/s	Flow, p/s*C	Minor-street crosswalk Inbound	88
v_{ci}	88	0.10	12	Major-street crosswalk Inbound	118
v_{co}	66	0.07	9	Minor-street crosswalk Outbound	66
v_{di}	118	0.13	16	Major-street crosswalk Outbound	18
v_{do}	18	0.02	2	Corner pedestrian cross traffic	44
$v_{a,b}$	44	0.05	6	Minor-street crosswalk width W_c	13
v_{tot}	334	0.37	45	Major-street crosswalk width W_d	13

Street Corner Time-Space Analysis	
Total time-space, TS (ft^2-s) TS = $C(W_aW_b - 0.215R^2)$	27484.8
Time spent by pedestrians crossing major street, Q_{tdo} (p-s) $Q_{tdo} = v_{do} R_{mi}^2/2C$	23.40833
Time spent by pedestrians crossing minor street, Q_{tco} (p-s) $Q_{tco} = v_{co} R_{mi}^2/2C$	234.04
Total time-space available, TS_c (ft^2-s), $TS_c = TS - [5(Q_{tdo} + Q_{tco})]$	26197.57
Circulation area per pedestrian, M (ft^2/p), $M = TS_c/4v_{tot}$	145.5
LOS (Exhibit 18-3)	A
LOS - Platoon (Exhibit 18-4)	B

Crosswalk Time-Space Analysis		
Average Pedestrian Delay at Signalized Intersections	Crosswalk D	Crosswalk C
Average delay, d_p (s), $d_p = 0.5(C-g)^2/C$	26.00	11.70
LOS at signalized intersection (Exhibit 18-9)	C	B
Number of pedestrians arriving during Don't Walk or red indication,[1] N_{ped} (p)	1.32	3.98
Average pedestrian walking speed, S_p (ft/s)	4.0	4.0
Total crossing time,[2] t (s)	18.4	12.5
Total time-space, TS (ft^2-s), TS = LW(WALK + FDW - L/2S_p)	26130	27735.5
Total crosswalk occupancy time, T (p-s) $T = (v_i + v_o)t$	331	263
Number of conflicting right-turning vehicles, N_{tv} (veh)	6.8	4.0
Time-space of right-turning vehicles, TS_{tv} (ft^2-s), $TS_{tv} = 40N_{tv}W_E$	3536	2080
Effective time-space, TS_E (ft^2-s), $TS_E = TS - TS_{tv}$	22594	25655.5
Circulation area per pedestrian, M (ft^2/p), $M = TS_E/T$	68.3	97.5
LOS (Exhibit 18-3)	A	A
LOS - Platoon (Exhibit 18-4)	C	B

Notes

1. Number of people in the subject movement who arrive before the WALK or concurrent green indication and exit the curb during the WALK or concurrent green indication. $N_{ped} = v_{co}$ or v_{do} (C-G)/C

2. If W > 10 ft, $t = 3.2 + L/S_p + (2.7 N_{ped}/W)$; but if W <= 10 ft, $t = 3.2 + L/S_p + (0.27 N_{ped})$

PEDESTRIANS AT SIGNALIZED INTERSECTIONS WORKSHEET

General Information		Site Information	
Analyst	C.	Intersection/Corner	SE corner of York Ave and 70th St
Company	Ethan Eldon Assoc.	Peak Hour	Midday
Date Performed	4/27/2007 13:42	Analysis Year	2007
Analysis Period	Peak 15-min.	Conditions	Existing

Inputs				Geometric Inputs	
Cycle length, C	120			Width of Sidewalk on Minor-street W_a	13
Minor-street red phase, R_{rnl}	53			Width of Sidewalk on Major-street W_b	20
Major-street red phase, R_{rnl}	79			Radius of Corner	12
Minor-street effective green, g_i	67			Width of Minor-street L_c	34
Major-street effective green, g_j	41			Width of Major-street L_d	60
	Flow, p/15-min	Flow, p/15min * 1/60 = p/s	Flow, p/s*C	Minor-street crosswalk Inbound	66
v_{ci}	66	0.07	9	Major-street crosswalk Inbound	99
v_{co}	107	0.12	14	Minor-street crosswalk Outbound	107
v_{di}	99	0.11	13	Major-street crosswalk Outbound	57
v_{do}	57	0.06	8	Corner pedestrian cross traffic	43
$v_{a,p}$	43	0.05	6	Minor-street crosswalk width W_c	13
v_{tot}	372	0.41	50	Major-street crosswalk width W_d	13

Street Corner Time-Space Analysis	
Total time-space, TS (ft^2-s) $TS = C(W_aW_b - 0.215R^2)$	27484.8
Time spent by pedestrians crossing major street, Q_{tdo} (p-s) $Q_{tdo} = v_{do} R_{rnl}^2/2C$	93.63333
Time spent by pedestrians crossing minor street, Q_{tco} (p-s) $Q_{tco} = v_{co} R_{rnl}^2/2C$	364.06
Total time-space available, TS_c (ft^2-s), $TS_c = TS - [5(Q_{tdo} + Q_{tco})]$	25196.34
Circulation area per pedestrian, M (ft^2/p), $M = TS_c/4v_{tot}$	126.0
LOS (Exhibit 18-3)	A
LOS - Platoon (Exhibit 18-4)	B

Crosswalk Time-Space Analysis		
Average Pedestrian Delay at Signalized Intersections	**Crosswalk D**	**Crosswalk C**
Average delay, d_p (s), $d_p = 0.5(C-g)^2/C$	26.00	11.70
LOS at signalized intersection (Exhibit 18-9)	C	B
Number of pedestrians arriving during Don't Walk or red indication,[1] N_{ped} (p)	5.27	6.18
Average pedestrian walking speed, S_p (ft/s)	4.0	4.0
Total crossing time,[2] t (s)	18.9	13.0
Total time-space, TS (ft^2-s), TS = LW(WALK + FDW - $L/2S_p$)	26130	27735.5
Total crosswalk occupancy time, T (p-s) $T = (v_i + v_o)t$	397	299
Number of conflicting right-turning vehicles, N_{tv} (veh)	4.8	4.0
Time-space of right-turning vehicles, TS_{tv} (ft^2-s), $TS_{tv} = 40N_{tv}W_E$	2496	2080
Effective time-space, TS_E (ft^2-s), $TS_E = TS - TS_{tv}$	23634	25655.5
Circulation area per pedestrian, M (ft^2/p), $M = TS_E/T$	59.5	85.9
LOS (Exhibit 18-3)	B	A
LOS - Platoon (Exhibit 18-4)	C	C

Notes

1. Number of people in the subject movement who arrive before the WALK or concurrent green indication and exit the curb during the WALK or concurrent green indication. $N_{ped} = v_{co}$ or v_{do} (C-G)/C

2. If W > 10 ft, t = 3.2 + L/S_p + (2.7 N_{ped}/W); but if W <= 10 ft, t = 3.2 + L/S_p + (0.27 N_{ped})

PEDESTRIANS AT SIGNALIZED INTERSECTIONS WORKSHEET

General Information		Site Information	
Analyst	C.	Intersection/Corner	SE corner of York Ave and 70th St
Company	Ethan Eldon Assoc.	Peak Hour	PM
Date Performed	4/27/2007 13:42	Analysis Year	2007
Analysis Period	Peak 15-min.	Conditions	Existing

Inputs				Geometric Inputs	
Cycle length, C	120			Width of Sidewalk on Minor-street W_s	13
Minor-street red phase, R_{mi}	53			Width of Sidewalk on Major-street W_s	20
Major-street red phase, R_{mj}	79			Radius of Corner	12
Minor-street effective green, g_i	67			Width of Minor-street L_c	34
Major-street effective green, g_j	41			Width of Major-street L_c	60
	Flow, p/15-min	Flow, p/15min * 1/60 = p/s	Flow, p/s*C	Minor-street crosswalk Inbound	78
v_{ci}	78	0.09	10	Major-street crosswalk Inbound	18
v_{co}	89	0.10	12	Minor-street crosswalk Outbound	89
v_{di}	18	0.02	2	Major-street crosswalk Outbound	88
v_{do}	88	0.10	12	Corner pedestrian cross traffic	54
$v_{a,b}$	54	0.06	7	Minor-street crosswalk width W_c	13
v_{tot}	327	0.36	43	Major-street crosswalk width W_c	13

Street Corner Time-Space Analysis	
Total time-space, TS (ft^2-s) TS = $C(W_eW_h - 0.215R^2)$	27484.8
Time spent by pedestrians crossing major street, Q_{tco} (p-s) $Q_{tdo} = v_{co} R_{mi}^2/2C$	140.45
Time spent by pedestrians crossing minor street, Q_{tco} (p-s) $Q_{tco} = v_{co} R_{mi}^2/2C$	312.05
Total time-space available, TS_c (ft^2-s), $TS_c = TS - [5(Q_{tdo} + Q_{tco})]$	25222.3
Circulation area per pedestrian, M (ft^2/p), $M = TS_c/4v_{tot}$	146.6
LOS (Exhibit 18-3)	A
LOS - Platoon (Exhibit 18-4)	B

Crosswalk Time-Space Analysis		
Average Pedestrian Delay at Signalized Intersections	Crosswalk D	Crosswalk C
Average delay, d_p (s), $d_p = 0.5(C-g)^2/C$	26.00	11.70
LOS at signalized Intersection (Exhibit 18-9)	C	B
Number of pedestrians arriving during Don't Walk or red indication,[1] N_{ped} (p)	7.90	5.30
Average pedestrian walking speed, S_p (ft/s)	4.0	4.0
Total crossing time,[2] t (s)	19.3	12.8
Total time-space, TS (ft^2-s), TS = LW(WALK + FDW - $L/2S_p$)	26130	27735.5
Total crosswalk occupancy time, T (p-s) $T = (v_i + v_o)t$	270	282
Number of conflicting right-turning vehicles, N_{tv} (veh)	4.9	2.0
Time-space of right-turning vehicles, TS_{tv} (ft^2-s), $TS_{tv} = 40N_{tv}W_E$	2548	1040
Effective time-space, TS_E (ft^2-s), $TS_E = TS - TS_{tv}$	23582	26695.5
Circulation area per pedestrian, M (ft^2/p), $M = TS_E/T$	87.4	94.8
LOS (Exhibit 18-3)	A	A
LOS - Platoon (Exhibit 18-4)	C	B

Notes

1. Number of people in the subject movement who arrive before the WALK or concurrent green indication and exit the curb during the WALK or concurrent green indication. $N_{ped} = v_{ci}$ or v_{di} (C-G)/C

2. If W > 10 ft, $t = 3.2 + L/S_p + (2.7 N_{ped}/W)$; but if W <= 10 ft, $t = 3.2 + L/S_p + (0.27 N_{ped})$

PEDESTRIANS AT SIGNALIZED INTERSECTIONS WORKSHEET

General Information		Site Information	
Analyst	C.	Intersection/Corner	SW corner of York Ave and 70th St
Company	Ethan Eldon Assoc.	Peak Hour	AM
Date Performed	4/27/2007 13:42	Analysis Year	2007
Analysis Period	Peak 15-min.	Conditions	Existing

Inputs				Geometric Inputs	
Cycle length, C		120		Width of Sidewalk on Minor-street W_a	10
Minor-street red phase, R_{mi}		53		Width of Sidewalk on Major-street W_b	20
Major-street red phase, R_{mi}		79		Radius of Corner	12
Minor-street effective green, g_i		67		Width of Minor-street L_c	35
Major-street effective green, g_i		41		Width of Major-street L_d	60
	Flow, p/15-min	Flow, p/15min * 1/60 = p/s	Flow, p/s*C	Minor-street crosswalk Inbound	92
v_{ci}	92	0.10	12	Major-street crosswalk Inbound	18
v_{co}	63	0.07	8	Minor-street crosswalk Outbound	63
v_{di}	18	0.02	2	Major-street crosswalk Outbound	118
v_{do}	118	0.13	16	Corner pedestrian cross traffic	16
$v_{a,b}$	16	0.02	2	Minor-street crosswalk width W_c	12
v_{tot}	307	0.34	40	Major-street crosswalk width W_d	13

Street Corner Time-Space Analysis	
Total time-space, TS (ft^2-s) TS = $C(W_aW_b - 0.215R^2)$	20284.8
Time spent by pedestrians crossing major street, Q_{tdo} (p-s) $Q_{tdo} = v_{do} R_{mi}^2/2C$	187.2667
Time spent by pedestrians crossing minor street, Q_{tco} (p-s) $Q_{tco} = v_{co} R_{mi}^2/2C$	208.03
Total time-space available, TS_c (ft^2-s), $TS_c = TS - [5(Q_{tdo} + Q_{tco})]$	18308.3
Circulation area per pedestrian, M (ft^2/p), $M = TS_c/4v_{tot}$	114.4
LOS (Exhibit 18-3)	A
LOS - Platoon (Exhibit 18-4)	B

Crosswalk Time-Space Analysis		
Average Pedestrian Delay at Signalized Intersections	Crosswalk D	Crosswalk C
Average delay, d_p (s), $d_p = 0.5(C-g)^2/C$	26.00	11.70
LOS at signalized intersection (Exhibit 18-9)	C	B
Number of pedestrians arriving during Don't Walk or red indication,[1] N_{ped} (p)	10.53	3.53
Average pedestrian walking speed, S_p (ft/s)	4.0	4.0
Total crossing time,[2] t (s)	19.6	12.9
Total time-space, TS (ft^2-s), TS = LW(WALK + FDW - $L/2S_p$)	26130	26302.5
Total crosswalk occupancy time, T (p-s) $T = (v_i + v_o)t$	353	258
Number of conflicting right-turning vehicles, N_{tv} (veh)	6.8	0.0
Time-space of right-turning vehicles, TS_{tv} (ft^2-s), $TS_{tv} = 40N_{tv}W_E$	3536	0
Effective time-space, TS_E (ft^2-s), $TS_E = TS - TS_{tv}$	22594	26302.5
Circulation area per pedestrian, M (ft^2/p), $M = TS_E/T$	64.0	101.9
LOS (Exhibit 18-3)	A	A
LOS - Platoon (Exhibit 18-4)	C	B

Notes

1. Number of people in the subject movement who arrive before the WALK or concurrent green indication and exit the curb during the WALK or concurrent green indication. $N_{ped} = v_{co}$ or v_{do} (C-G)/C

2. If W > 10 ft, $t = 3.2 + L/S_p + (2.7 N_{ped}/W)$; but if W <= 10 ft, $t = 3.2 + L/S_p + (0.27 N_{ped})$

PEDESTRIANS AT SIGNALIZED INTERSECTIONS WORKSHEET

General Information		Site Information	
Analyst	C	Intersection/Corner	SW corner of York Ave and 70th St
Company	Ethan Eldon Assoc.	Peak Hour	Midday
Date Performed	4/27/2007 13:42	Analysis Year	2007
Analysis Period	Peak 15-min.	Conditions	Existing

Inputs				Geometric Inputs	
Cycle length, C	120			Width of Sidewalk on Minor-street W_s	10
Minor-street red phase, R_{mi}	53			Width of Sidewalk on Major-street W_j	20
Major-street red phase, R_{mj}	79			Radius of Corner	12
Minor-street effective green, g_i	67			Width of Minor-street L_c	35
Major-street effective green, g_j	41			Width of Major-street L_d	60
	Flow, p/15-min	Flow, p/15min * 1/60 = p/s	Flow, p/s*C	Minor-street crosswalk Inbound	71
v_{ci}	71	0.08	9	Major-street crosswalk Inbound	57
v_{co}	49	0.05	7	Minor-street crosswalk Outbound	49
v_{di}	57	0.06	8	Major-street crosswalk Outbound	99
v_{do}	99	0.11	13	Corner pedestrian cross traffic	37
$v_{a,b}$	37	0.04	5	Minor-street crosswalk wicth W_c	12
v_{tot}	313	0.35	42	Major-street crosswalk wicth W_d	13

Street Corner Time-Space Analysis	
Total time-space, TS (ft^2-s) TS = $C(W_a W_b - 0.215R^2)$	20284.8
Time spent by pedestrians crossing major street, Q_{tdo} (p-s) $Q_{tdo} = v_{do} R_{mi}^2/2C$	152.1542
Time spent by pedestrians crossing minor street, Q_{tco} (p-s) $Q_{tco} = v_{co} R_{mi}^2/2C$	182.03
Total time-space available, TS_c (ft^2-s), $TS_c = TS - [5(Q_{tdo} + Q_{tco})]$	18613.88
Circulation area per pedestrian, M (ft^2/p), $M = TS_c/4v_{tot}$	110.8
LOS (Exhibit 18-3)	A
LOS - Platoon (Exhibit 18-4)	B

Crosswalk Time-Space Analysis		
Average Pedestrian Delay at Signalized Intersections	**Crosswalk D**	**Crosswalk C**
Average delay, d_p (s), $d_p = 0.5(C-g)^2/C$	26.00	11.70
LOS at signalized intersection (Exhibit 18-9)	C	B
Number of pedestrians arriving during Don't Walk or red indication, N_{ped} (p)	8.56	3.09
Average pedestrian walking speed, S_p (ft/s)	4.0	4.0
Total crossing time, [2] t (s)	19.4	12.8
Total time-space, TS (ft^2-s), TS = LW(WALK + FDW - L/2S_p)	26130	26302.5
Total crosswalk occupancy time, T (p-s) $T = (v_i + v_o)t$	406	205
Number of conflicting right-turning vehicles, N_{tv} (veh)	4.8	0.0
Time-space of right-turning vehicles, TS_{tv} (ft^2-s), $TS_{tv} = 40N_{tv}W_E$	2496	0
Effective time-space, TS_E (ft^2-s), $TS_E = TS - TS_{tv}$	23634	26302.5
Circulation area per pedestrian, M (ft^2/p), $M = TS_E/T$	58.1	128.6
LOS (Exhibit 18-3)	B	A
LOS - Platoon (Exhibit 18-4)	C	B

Notes

1. Number of people in the subject movement who arrive before the WALK or concurrent green indication and exit the curb during the WALK or concurrent green indication. $N_{ped} = v_{co}$ or v_{do} (C-G)/C

2. If W > 10 ft, $t = 3.2 + L/S_p + (2.7 N_{ped}/W)$; but if W <= 10 ft, $t = 3.2 + L/S_p + (0.27 N_{ped})$

PEDESTRIANS AT SIGNALIZED INTERSECTIONS WORKSHEET

General Information		Site Information	
Analyst	C.	Intersection/Corner	SW corner of York Ave and 70th St
Company	Ethan Eldon Assoc.	Peak Hour	PM
Date Performed	4/27/2007 13:42	Analysis Year	2007
Analysis Period	Peak 15-min.	Conditions	Existing

Inputs				Geometric Inputs	
Cycle length, C		120		Width of Sidewalk on Minor-street W_a	10
Minor-street red phase, R_{mi}		53		Width of Sidewalk on Major-street W_b	20
Major-street red phase, R_{mi}		79		Radius of Corner	12
Minor-street effective green, g_i		67		Width of Minor-street L_c	35
Major-street effective green, g_i		41		Width of Major-street L_d	60
	Flow, p/15-min	Flow, p/15min * 1/60 = p/s	Flow, p/s*C	Minor-street crosswalk Inbound	102
v_{ci}	102	0.11	14	Major-street crosswalk Inbound	88
v_{co}	49	0.05	7	Minor-street crosswalk Outbound	49
v_{di}	88	0.10	12	Major-street crosswalk Outbound	18
v_{do}	18	0.02	2	Corner pedestrian cross traffic	23
$v_{a,b}$	23	0.03	3	Minor-street crosswalk width W_c	12
v_{tot}	280	0.31	38	Major-street crosswalk width W_d	13

Street Corner Time-Space Analysis	
Total time-space, TS (ft^2-s) TS = $C(W_aW_b - 0.215R^2)$	20284.8
Time spent by pedestrians crossing major street, Q_{tdo} (p-s) $Q_{tdo} = v_{do} R_{mi}^2/2C$	23.40833
Time spent by pedestrians crossing minor street, Q_{tco} (p-s) $Q_{tco} = v_{co} R_{mi}^2/2C$	182.03
Total time-space available, TS_c (ft^2-s), $TS_c = TS - [5(Q_{tdo} + Q_{tco})]$	19257.61
Circulation area per pedestrian, M (ft^2/p), $M = TS_c/4v_{tot}$	126.7
LOS (Exhibit 18-3)	A
LOS - Platoon (Exhibit 18-4)	B

Crosswalk Time-Space Analysis		
Average Pedestrian Delay at Signalized Intersections	**Crosswalk D**	**Crosswalk C**
Average delay, d_p (s), $d_p = 0.5(C-g)^2/C$	26.00	11.70
LOS at signalized intersection (Exhibit 18-9)	C	B
Number of pedestrians arriving during Don't Walk or red indication,[1] N_{ped} (p)	1.32	3.09
Average pedestrian walking speed, S_p (ft/s)	4.0	4.0
Total crossing time,[2] t (s)	18.4	12.8
Total time-space, TS (ft^2-s), TS = LW(WALK + FDW - L/2S_p)	26130	26302.5
Total crosswalk occupancy time, T (p-s) $T = (v_i + v_o)t$	257	268
Number of conflicting right-turning vehicles, N_{tv} (veh)	**4.9**	**0.0**
Time-space of right-turning vehicles, TS_{tv} (ft^2-s), $TS_{tv} = 40N_{tv}W_E$	2548	0
Effective time-space, TS_E (ft^2-s), $TS_E = TS - TS_{tv}$	23582	26302.5
Circulation area per pedestrian, M (ft^2/p), $M = TS_E/T$	91.7	98.0
LOS (Exhibit 18-3)	A	A
LOS - Platoon (Exhibit 18-4)	B	B

Notes

1. Number of people in the subject movement who arrive before the WALK or concurrent green indication and exit the curb during the WALK or concurrent green indication. $N_{ped} = v_{co}$ or v_{do} (C-G)/C

2. If W > 10 ft, $t = 3.2 + L/S_p + (2.7 N_{ped}/W)$; but if W <= 10 ft, $t = 3.2 + L/S_p + (0.27 N_{ped})$

PEDESTRIANS AT SIGNALIZED INTERSECTIONS WORKSHEET

General Information		Site Information	
Analyst	C.	Intersection/Corner	NW corner of York Ave and 70th St
Company	Ethan Eldon Assoc.	Peak Hour	AM
Date Performed	4/27/2007 13:42	Analysis Year	2007
Analysis Period	Peak 15-min	Conditions	Existing

Inputs				Geometric Inputs	
Cycle length, C	120			Width of Sidewalk on Minor-street W_a	10
Minor-street red phase, R_{mi}	53			Width of Sidewalk on Major-street W_b	20
Major-street red phase, R_{mj}	79			Radius of Corner	12
Minor-street effective green, g_i	67			Width of Minor-street L_c	35
Major-street effective green, g_j	41			Width of Major-street L_d	60
	Flow, p/15-min	Flow, p/15min * 1/60 = p/s	Flow, p/s*C	Minor-street crosswalk Inbound	63
v_{ai}	63	0.07	8	Major-street crosswalk Inbound	37
v_{co}	92	0.10	12	Minor-street crosswalk Outbound	92
v_{cl}	37	0.04	5	Major-street crosswalk Outbound	85
v_{do}	85	0.09	11	Corner pedestrian cross traffic	63
$v_{a,b}$	63	0.07	8	Minor-street crosswalk width W_c	12
v_{tot}	340	0.38	44	Major-street crosswalk width W_d	10

Street Corner Time-Space Analysis	
Total time-space, TS (ft^2-s) $TS = C(W_aW_b - 0.215R^2)$	20284.8
Time spent by pedestrians crossing major street, Q_{tdo} (p-s) $Q_{tdo} = v_{do} R_{mi}^2/2C$	128.7458
Time spent by pedestrians crossing minor street, Q_{tco} (p-s) $Q_{tco} = v_{co} R_{mi}^2/2C$	312.05
Total time-space available, TS_c (ft^2-s), $TS_c = TS - [5(Q_{tdc} + Q_{tco})]$	18080.82
Circulation area per pedestrian, M (ft^2/p), $M = TS_c/4v_{tot}$	102.7
LOS (Exhibit 18-3)	A
LOS - Platoon (Exhibit 18-4)	B

Crosswalk Time-Space Analysis		
Average Pedestrian Delay at Signalized Intersections	**Crosswalk D**	**Crosswalk C**
Average delay, d_p (s), $d_p = 0.5(C-g)^2/C$	26.00	11.70
LOS at signalized intersection (Exhibit 18-9)	C	B
Number of pedestrians arriving during Don't Walk or red indication,[1] N_{ped} (p)	7.24	5.30
Average pedestrian walking speed, S_p (ft/s)	4.0	4.0
Total crossing time,[2] t (s)	20.2	13.4
Total time-space, TS (ft^2-s), $TS = LW(WALK - FDW - L/2S_p)$	20100	26302.5
Total crosswalk occupancy time, T (p-s) $T = (v_i + v_o)t$	322	268
Number of conflicting right-turning vehicles, N_{tv} (veh)	6.4	0.0
Time-space of right-turning vehicles, TS_{tv} (ft^2-s), $TS_{tv} = 40N_{tv}W_E$	2560	0
Effective time-space, TS_E (ft^2-s), $TS_E = TS - TS_{tv}$	17540	26302.5
Circulation area per pedestrian, M (ft^2/p), $M = TS_E/T$	54.4	98.3
LOS (Exhibit 18-3)	B	A
LOS - Platoon (Exhibit 18-4)	C	B

Notes

1. Number of people in the subject movement who arrive before the WALK or concurrent green indication and exit the curb during the WALK or concurrent green indication. $N_{ped} = v_{co}$ or v_{do} (C-G)/C

2. If W > 10 ft, $t = 3.2 + L/S_p + (2.7 N_{ped}/W)$; but if W <= 10 ft, $t = 3.2 + L/S_p + (0.27 N_{ped})$

PEDESTRIANS AT SIGNALIZED INTERSECTIONS WORKSHEET

General Information		Site Information	
Analyst	C.	Intersection/Corner	NW corner of York Ave and 70th St
Company	Ethan Eldon Assoc.	Peak Hour	Midday
Date Performed	4/27/2007 13:42	Analysis Year	2007
Analysis Period	Peak 15-min.	Conditions	Existing

Inputs				Geometric Inputs	
Cycle length, C	120			Width of Sidewalk on Minor-street W_a	10
Minor-street red phase, R_{mi}	53			Width of Sidewalk on Major-street W_b	20
Major-street red phase, R_{mj}	79			Radius of Corner	12
Minor-street effective green, g_i	67			Width of Minor-street L_c	35
Major-street effective green, g_j	41			Width of Major-street L_d	60
	Flow, p/15-min	Flow, p/15min * 1/60 = p/s	Flow, p/s*C	Minor-street crosswalk Inbound	49
v_{ci}	49	0.05	7	Major-street crosswalk Inbound	86
v_{co}	71	0.08	9	Minor-street crosswalk Outbound	71
v_{di}	86	0.10	11	Major-street crosswalk Outbound	65
v_{do}	65	0.07	9	Corner pedestrian cross traffic	86
$v_{a,b}$	86	0.10	11	Minor-street crosswalk width W_c	12
v_{tot}	357	0.40	47	Major-street crosswalk width W_d	10

Street Corner Time-Space Analysis	
Total time-space, TS (ft^2-s) TS = $C(W_aW_b - 0.215R^2)$	20284.8
Time spent by pedestrians crossing major street, Q_{tdo} (p-s) $Q_{tdo} = v_{do} R_{mi}^2/2C$	105.3375
Time spent by pedestrians crossing minor street, Q_{tco} (p-s) $Q_{tco} = v_{co} R_{mi}^2/2C$	234.04
Total time-space available, TS_c (ft^2-s), $TS_c = TS - [5(Q_{tdo} + Q_{tco})]$	18587.93
Circulation area per pedestrian, M (ft^2/p), $M = TS_c/4v_{tot}$	98.9
LOS (Exhibit 18-3)	A
LOS - Platoon (Exhibit 18-4)	B

Crosswalk Time-Space Analysis		
Average Pedestrian Delay at Signalized Intersections	**Crosswalk D**	**Crosswalk C**
Average delay, d_p (s), $d_p = 0.5(C-g)^2/C$	26.00	11.70
LOS at signalized intersection (Exhibit 18-9)	C	B
Number of pedestrians arriving during Don't Walk or red indication,[1] N_{ped} (p)	5.93	3.98
Average pedestrian walking speed, S_p (ft/s)	4.0	4.0
Total crossing time,[2] t (s)	19.8	13.0
Total time-space, TS (ft^2-s), TS = LW(WALK + FDW - $L/2S_p$)	20100	26302.5
Total crosswalk occupancy time, T (p-s) $T = (v_i + v_o)t$	396	208
Number of conflicting right-turning vehicles, N_{tv} (veh)	4.0	0.0
Time-space of right-turning vehicles, TS_{tv} (ft^2-s), $TS_{tv} = 40N_{tv}W_E$	1600	0
Effective time-space, TS_E (ft^2-s), $TS_E = TS - TS_{tv}$	18500	26302.5
Circulation area per pedestrian, M (ft^2/p), $M = TS_E/T$	46.7	126.2
LOS (Exhibit 18-3)	B	A
LOS - Platoon (Exhibit 18-4)	C	B

Notes

1. Number of people in the subject movement who arrive before the WALK or concurrent green indication and exit the curb during the WALK or concurrent green indication. $N_{ped} = v_{co}$ or v_{do} (C-G)/C

2. If W > 10 ft, $t = 3.2 + L/S_p + (2.7 N_{ped}/W)$; but if W <= 10 ft, $t = 3.2 + L/S_p + (0.27 N_{ped})$

PEDESTRIANS AT SIGNALIZED INTERSECTIONS WORKSHEET

General Information		Site Information	
Analyst	C.	Intersection/Corner	NW corner of York Ave and 70th St
Company	Ethan Eldon Assoc.	Peak Hour	PM
Date Performed	4/27/2007 13:42	Analysis Year	2007
Analysis Period	Peak 15-min.	Conditions	Existing

Inputs				Geometric Inputs	
Cycle length, C		120		Width of Sidewalk on Minor-street: W_a	10
Minor-street red phase, R_{mi}		53		Width of Sidewalk on Major-street W_b	20
Major-street red phase, R_{mi}		79		Radius of Corner	12
Minor-street effective green, g_i		67		Width of Minor-street L_c	35
Major-street effective green, g_j		41		Width of Major-street L_d	60
	Flow, p/15-min	Flow, p/15min * 1/60 = p/s	Flow, p/s*C	Minor-street crosswalk Inbound	49
v_{ci}	49	0.05	7	Major-street crosswalk Inbound	137
v_{co}	102	0.11	14	Minor-street crosswalk Outbound	102
v_{di}	137	0.15	18	Major-street crosswalk Outbound	39
v_{do}	39	0.04	5	Corner pedestrian cross traffic	43
$v_{a,b}$	43	0.05	6	Minor-street crosswalk width W_c	12
v_{tot}	370	0.41	50	Major-street crosswalk width W_d	10

Street Corner Time-Space Analysis	
Total time-space, TS (ft^2-s) TS = $C(W_aW_b - 0.215R^2)$	20284.8
Time spent by pedestrians crossing major street, C_{tdo} (p-s) $Q_{tdo} = v_{do} R_{mi}^2/2C$	58.52083
Time spent by pedestrians crossing minor street, C_{tco} (p-s) $Q_{tco} = v_{co} R_{mi}^2/2C$	364.06
Total time-space available, TS_c (ft^2-s), $TS_c = TS - [5(Q_{tdo} + Q_{tco})]$	18171.9
Circulation area per pedestrian, M (ft^2/p), $M = TS_c/4v_{tot}$	90.9
LOS (Exhibit 18-3)	A
LOS - Platoon (Exhibit 18-4)	B

Crosswalk Time-Space Analysis		
Average Pedestrian Delay at Signalized Intersections	Crosswalk D	Crosswalk C
Average delay, d_p (s), $d_p = 0.5(C-g)^2/C$	26.00	11.70
LOS at signalized intersection (Exhibit 16-9)	C	B
Number of pedestrians arriving during Don't Walk or red indication,[1] N_{ped} (p)	3.29	6.18
Average pedestrian walking speed, S_p (ft/s)	4.0	4.0
Total crossing time,[2] t (s)	19.1	13.6
Total time-space, TS (ft^2-s), TS = LW(WALK + FDW - L/2S_p)	20100	26302.5
Total crosswalk occupancy time, T (p-s) $T = (v_i + v_o)t$	439	286
Number of conflicting right-turning vehicles, N_{tv} (veh)	5.7	0.0
Time-space of right-turning vehicles, TS_{tv} (ft^2-s), $TS_{tv} = 40N_{tv}W_E$	2280	0
Effective time-space, TS_E (ft^2-s), $TS_E = TS - TS_{tv}$	17820	26302.5
Circulation area per pedestrian, M (ft^2/p), $M = TS_E/T$	40.6	92.0
LOS (Exhibit 18-3)	B	A
LOS - Platoon (Exhibit 18-4)	C	B

Notes

1. Number of people in the subject movement who arrive before the WALK or concurrent green indication and exit the curb during the WALK or concurrent green indication. $N_{ped} = v_{co}$ or v_{do} (C-G)/C

2. If W > 10 ft, $t = 3.2 + L/S_p + (2.7 N_{ped}/W)$; but if W <= 10 ft, $t = 3.2 + L/S_p + (0.27 N_{ped})$

General Information		Site Information	
Analyst	C.	Intersection/Corner	East sidewalk on York Ave
Company	Ethan Eldon Assoc.		between 71st & 72nd Sts.
Date Performed	4/27/2007 11:57	Analysis Year	2007
Analysis Period	Peak 15-min.	Conditions	Existing

Walkways and Sidewalk Pedestrian Facilities

	AM	Midday	PM	
Total width of crosswalks, W_T (ft)	20	20	20	
Sum of obstructions width and/or shy distances,[1] W_o (ft)	4	4	4	
Effective crosswalk width, W_E (ft), $W_E = W_T - W_O$	16	16	16	
Peak 15-min flow rate (both directions), V_{15} (p/15-min)	106	102	92	
Pedestrian unit flow rate, v_p (p/min/ft), $v_p = v_{15}/(15*W_E)$	0.44	0.43	0.38	
LOS (Exhibit 18-3)	A	A	A	
LOS Platoon (Exhibits 18-4)	A	A	A	

Notes

1. Inclues curb width, street furniture, window shops, building protrusions, inside clearance, and all other field-observed obstructions

General Information		Site Information	
Analyst	C.	Intersection/Corner	North sidewalk on 71st Street
Company	Ethan Eldon Assoc.		between York Av & FDR
Date Performed	4/27/2007 11:57	Analysis Year	2007
Analysis Period	Peak 15-min.	Conditions	Existing

Walkways and Sidewalk Pedestrian Facilities	AM	Midday	PM
Total width of crosswalks, W_T (ft)	12	12	12
Sum of obstructions width and/or shy distances,[1] W_o (ft)	4	4	4
Effective crosswalk width, W_E (ft), $W_E = W_T - W_O$	8	8	8
Peak 15-min flow rate (both directions), V_{15} (p/15-min)	41	53	75
Pedestrian unit flow rate, v_p (p/min/ft), $v_p = v_{15}/(15*W_E)$	0.34	0.44	0.62
LOS (Exhibit 18-3)	A	A	A
LOS Platoon (Exhibits 18-4)	A	A	B

Notes:

1. Inclues curb width, street furniture, window shops, building protrusions, insice clearance, and all other field-observed obstructions

General Information		Site Information	
Analyst	C.	Intersection/Corner	South sidewalk on 71st Street
Company	Ethan Eldon Assoc.		between York Av & FDR
Date Performed	4/27/2007 11:57	Analysis Year	2007
Analysis Period	Peak 15-min.	Conditions	Existing

Walkways and Sidewalk Pedestrian Facilities

	AM	Midday	PM	
Total width of crosswalks, W_T (ft)	12	12	12	
Sum of obstructions width and/or shy distances,[1] W_o (ft)	4	4	4	
Effective crosswalk width, W_E (ft), $W_E = W_T - W_O$	8	8	8	
Peak 15-min flow rate (both directions), V_{15} (p/15-min)	16	10	2	
Pedestrian unit flow rate, v_p (p/min/ft), $v_p = v_{15}/(15*W_E)$	0.13	0.08	0.02	
LOS (Exhibit 18-3)	A	A	A	
LOS Platoon (Exhibits 18-4)	A	A	A	

Notes

1. Inclues curb width, street furniture, window shops, building protrusions, inside clearance, and all other field-observed obstructions

PEDESTRIANS WORKSHEET HSS Existing Conditions

General Information		Site Information	
Analyst	C.	Intersection/Corner	East sidewalk on York Ave
Company	Ethan Eldon Assoc.		between 71st & 70th Sts.
Date Performed	4/27/2007 11:57	Analysis Year	2007
Analysis Period	Peak 15-min.	Conditions	Existing

Walkways and Sidewalk Pedestrian Facilities	AM	Midday	PM	
Total width of crosswalks, W_T (ft)	20	20	20	
Sum of obstructions width and/or shy distances,[1] W_o (ft)	4	4	4	
Effective crosswalk width, W_E (ft), $W_E = W_T - W_O$	16	16	16	
Peak 15-min flow rate (both directions), V_{15} (p/15-min)	120	116	101	
Pedestrian unit flow rate, v_p (p/min/ft), $v_p = v_{15}/(15*W_E)$	0.50	0.48	0.42	
LOS (Exhibit 18-3)	A	A	A	
LOS Platoon (Exhibits 18-4)	A	A	A	

Notes

1. Inclues curb width, street furniture, window shops, building protrusions, inside clearance, and all other field-observed obstructions

PEDESTRIANS WORKSHEET HSS Existing Conditions

General Information		Site Information	
Analyst	C.	Intersection/Corner	West sidewalk on York Ave
Company	Ethan Eldon Assoc.		between 71st & 70th Sts.
Date Performed	4/27/2007 11:57	Analysis Year	2007
Analysis Period	Peak 15-min.	Conditions	Existing

Walkways and Sidewalk Pedestrian Facilities

	AM	Midday	PM	
Total width of crosswalks, W_T (ft)	20	20	20	
Sum of obstructions width and/or shy distances,[1] W_o (ft)	4	4	4	
Effective crosswalk width, W_E (ft), $W_E = W_T - W_O$	16	16	16	
Peak 15-min flow rate (both directions), V_{15} (p/15-min)	154	220	139	
Pedestrian unit flow rate, v_p (p/min/ft), $v_p = v_{15}/(15*W_E)$	0.64	0.92	0.58	
LOS (Exhibit 18-3)	A	A	A	
LOS Platoon (Exhibits 18-4)	B	B	B	

Notes

1. Inclues curb width, street furniture, window shops, building protrusions, inside clearance, and all other field-observed obstructions

PEDESTRIANS WORKSHEET HSS Existing Conditions

General Information		Site Information	
Analyst	C.	Intersection/Corner	South sidewalk on 71st Street
Company	Ethan Eldon Assoc.		betweer York & 1st Aves
Date Performed	4/27/2007 11:57	Analysis Year	2007
Analysis Period	Peak 15-min.	Conditions	Existing

Walkways and Sidewalk Pedestrian Facilities	AM	Midday	PM	
Total width of crosswalks, W_T (ft)	13	13	13	
Sum of obstructions width and/or shy distances,[1] W_c (ft)	4	4	4	
Effective crosswalk width, W_E (ft), $W_E = W_T - W_O$	9	9	9	
Peak 15-min flow rate (both directions), V_{15} (p/15-min)	48	106	73	
Pedestrian unit flow rate, v_p (p/min/ft), $v_p = v_{15}/(15*W_E)$	0.36	0.79	0.54	
LOS (Exhibit 18-3)	A	A	A	
LOS Platoon (Exhibits 18-4)	A	B	B	

Notes

1. Inclues curb width, street furniture, window shops, building protrusions, inside clearance, and all other field-observed obstructions

PEDESTRIANS WORKSHEET

HSS Existing Conditions

General Information		Site Information	
Analyst	C.	Intersection/Corner	North sidewalk on 71st Street
Company	Ethan Eldon Assoc.		between York & 1st Aves
Date Performed	4/27/2007 11:57	Analysis Year	2007
Analysis Period	Peak 15-min.	Conditions	Existing

Walkways and Sidewalk Pedestrian Facilities

	AM	Midday	PM	
Total width of crosswalks, W_T (ft)	13	13	13	
Sum of obstructions width and/or shy distances,[1] W_o (ft)	4	4	4	
Effective crosswalk width, W_E (ft), $W_E = W_T - W_O$	9	9	9	
Peak 15-min flow rate (both directions), V_{15} (p/15-min)	39	27	47	
Pedestrian unit flow rate, v_p (p/min/ft), $v_p = v_{15}/(15*W_E)$	0.29	0.20	0.35	
LOS (Exhibit 18-3)	A	A	A	
LOS Platoon (Exhibits 18-4)	A	A	A	

Notes

1. Inclues curb width, street furniture, window shops, building protrusions, inside clearance, and all other field-observed obstructions

PEDESTRIANS WORKSHEET HSS Existing Conditions

General Information		Site Information	
Analyst	C.	Intersection/Corner	West sidewalk on York Ave
Company	Ethan Eldon Assoc.		between 71st & 72nd Sts.
Date Performed	4/27/2007 11:57	Analysis Year	2007
Analysis Period	Peak 15-min.	Conditions	Existing

Walkways and Sidewalk Pedestrian Facilities	AM	Midday	PM	
Total width of crosswalks, W_T (ft)	20	20	20	
Sum of obstructions width and/or shy distances,[1] W_o (ft)	4	4	4	
Effective crosswalk width, W_E (ft), $W_E = W_T - W_O$	16	16	16	
Peak 15-min flow rate (both directions), V_{15} (p/15-min)	110	93	109	
Pedestrian unit flow rate, v_p (p/min/ft), $v_p = v_{15}/(15*W_E)$	0.46	0.39	0.45	
LOS (Exhibit 18-3)	A	A	A	
LOS Platoon (Exhibits 18-4)	A	A	A	

Notes

1. Inclues curb width, street furniture, window shops, building protrusions, inside clearance, and all other field-observed obstructions

PEDESTRIANS WORKSHEET HSS Existing Conditions

General Information		Site Information	
Analyst	C.	Intersection/Corner	East sidewalk on York Ave
Company	Ethan Eldon Assoc.		between 70th & 71st Sts.
Date Performed	4/27/2007 12:04	Analysis Year	2007
Analysis Period	Peak 15-min.	Conditions	Existing

Walkways and Sidewalk Pedestrian Facilities	AM	Midday	PM	
Total width of crosswalks, W_T (ft)	20	20	20	
Sum of obstructions width and/or shy distances,[1] W_o (ft)	4	4	4	
Effective crosswalk width, W_E (ft), $W_E = W_T - W_O$	16	16	16	
Peak 15-min flow rate (both directions), V_{15} (p/15-min)	120	116	101	
Pedestrian unit flow rate, v_p (p/min/ft), $v_p = v_{15}/(15*W_E)$	0.50	0.48	0.42	
LOS (Exhibit 18-3)	A	A	A	
LOS Platoon (Exhibits 18-4)	A	A	A	

Notes

1. Inclues curb width, street furniture, window shops, building protrusions, inside clearance, and all other field-observed obstructions

PEDESTRIANS WORKSHEET HSS Existing Conditions

General Information		Site Information	
Analyst	C.	Intersection/Corner	North sidewalk on 70th Street
Company	Ethan Eldon Assoc.		between York Av & FDR
Date Performed	4/27/2007 12:04	Analysis Year	2007
Analysis Period	Peak 15-min.	Conditions	Existing

Walkways and Sidewalk Pedestrian Facilities

	AM	Midday	PM	
Total width of crosswalks, W_T (ft)	13	13	13	
Sum of obstructions width and/or shy distances,[1] W_o (ft)	4	4	4	
Effective crosswalk width, W_E (ft), $W_E = W_T - W_O$	9	9	9	
Peak 15-min flow rate (both directions), V_{15} (p/15-min)	93	103	86	
Pedestrian unit flow rate, v_p (p/min/ft), $v_p = v_{15}/(1.5*W_E)$	0.69	0.76	0.64	
LOS (Exhibit 18-3)	A	A	A	
LOS Platoon (Exhibits 18-4)	B	B	B	

Notes

1. Indues curb width, street furniture, window shops, building protrusions, inside clearance, and all other field-observed obstructions

General Information		Site Information	
Analyst	C.	Intersection/Corner	South sidewalk on 70th Street
Company	Ethan Eldon Assoc.		between York Av & FDR
Date Performed	4/27/2007 12:04	Analysis Year	2007
Analysis Period	Peak 15-min.	Conditions	Existing

Walkways and Sidewalk Pedestrian Facilities	AM	Midday	PM	
Total width of crosswalks, W_T (ft)	13	13	13	
Sum of obstructions width and/or shy distances,[1] W_o (ft)	4	4	4	
Effective crosswalk width, W_E (ft), $W_E = W_T - W_O$	9	9	9	
Peak 15-min flow rate (both directions), V_{15} (p/15-min)	85	86	113	
Pedestrian unit flow rate, v_p (p/min/ft), $v_p = v_{15}/(15*W_E)$	0.63	0.64	0.84	
LOS (Exhibit 18-3)	*A*	*A*	*A*	
LOS Platoon (Exhibits 18-4)	*B*	*B*	*B*	

Notes

1. Inclues curb width, street furniture, window shops, building protrusions, inside clearance, and all other field-observed obstructions

General Information		Site Information	
Analyst	C.	Intersection/Corner	East sidewalk on York Ave
Company	Ethan Eldon Assoc.		between 70th & 69th Sts.
Date Performed	4/27/2007 12:04	Analysis Year	2007
Analysis Period	Peak 15-min.	Conditions	Existing

Walkways and Sidewalk Pedestrian Facilities

	AM	Midday	PM	
Total width of crosswalks, W_T (ft)	20	20	20	
Sum of obstructions width and/or shy distances,[1] W_o (ft)	4	4	4	
Effective crosswalk width, W_E (ft), $W_E = W_T - W_C$	16	16	16	
Peak 15-min flow rate (both directions), V_{15} (p/15-min)	151	138	196	
Pedestrian unit flow rate, v_p (p/min/ft), $v_p = v_{15}/(15*W_E)$	0.63	0.58	0.82	
LOS (Exhibit 18-3)	A	A	A	
LOS Platoon (Exhibits 18-4)	B	B	B	

Notes

1. Inclues curb width, street furniture, window shops, building protrusions, inside clearance, and all other field-observed obstructions

PEDESTRIANS WORKSHEET HSS Existing Conditions

General Information		Site Information	
Analyst	C.	Intersection/Corner	West sidewalk on York Ave
Company	Ethan Eldon Assoc.		between 70th & 69th Sts.
Date Performed	4/27/2007 12:04	Analysis Year	2007
Analysis Period	Peak 15-min.	Conditions	Existing

Walkways and Sidewalk Pedestrian Facilities	AM	Midday	PM	
Total width of crosswalks, W_T (ft)	20	20	20	
Sum of obstructions width and/or shy distances,[1] W_o (ft)	4	4	4	
Effective crosswalk width, W_E (ft), $W_E = W_T - W_O$	16	16	16	
Peak 15-min flow rate (both directions), V_{15} (p/15-min)	140	93	122	
Pedestrian unit flow rate, v_p (p/min/ft), $v_p = v_{15}/(15*W_E)$	0.58	0.39	0.51	
LOS (Exhibit 18-3)	A	A	A	
LOS Platoon (Exhibits 18-4)	B	A	B	

Notes

1. Inclues curb width, street furniture, window shops, building protrusions, inside clearance, and all other field-observed obstructions

General Information		Site Information	
Analyst	C.	Intersection/Corner	South sidewalk on 70th Street
Company	Ethan Eldon Assoc.		between York & 1st Aves
Date Performed	4/27/2007 12:04	Analysis Year	2007
Analysis Period	Peak 15-min.	Conditions	Existing

Walkways and Sidewalk Pedestrian Facilities

	AM	Midday	PM	
Total width of crosswalks, W_T (ft)	10	10	10	
Sum of obstructions width and/or shy distances,[1] W_o (ft)	4	4	4	
Effective crosswalk width, W_E (ft), $W_E = W_T - W_O$	6	6	6	
Peak 15-min flow rate (both directions), V_{15} (p/15-min)	69	130	58	
Pedestrian unit flow rate, v_p (p/min/ft), $v_p = v_{15}/(15*W_E)$	0.77	1.44	0.64	
LOS (Exhibit 18-3)	A	A	A	
LOS Platoon (Exhibits 18-4)	B	B	B	

Notes

1. Inclues curb width, street furniture, window shops, building protrusions, inside clearance, and all other field-observed obstructions

General Information		Site Information	
Analyst	C.	Intersection/Corner	North sidewalk on 70th Street
Company	Ethan Eldon Assoc.		between York & 1st Aves
Date Performed	4/27/2007 12:04	Analysis Year	2007
Analysis Period	Peak 15-min.	Conditions	Existing

Walkways and Sidewalk Pedestrian Facilities

	AM	Midday	PM	
Total width of crosswalks, W_T (ft)	10	10	10	
Sum of obstructions width and/or shy distances,[1] W_o (ft)	4	4	4	
Effective crosswalk width, W_E (ft), $W_E = W_T - W_O$	6	6	6	
Peak 15-min flow rate (both directions), V_{15} (p/15-min)	209	259	209	
Pedestrian unit flow rate, v_p (p/min/ft), $v_p = v_{15}/(15*W_E)$	2.32	2.88	2.32	
LOS (Exhibit 18-3)	A	A	A	
LOS Platoon (Exhibits 18-4)	B	B	B	

Notes

1. Inclues curb width, street furniture, window shops, building protrusions, inside clearance, and all other field-observed obstructions

General Information		Site Information	
Analyst	C.	Intersection/Corner	West sidewalk on York Ave between 70th & 71st Sts.
Company	Ethan Elden Assoc.		
Date Performed	4/27/2007 12:04	Analysis Year	2007
Analysis Period	Peak 15-min.	Conditions	Existing

Walkways and Sidewalk Pedestrian Facilities	AM	Midday	PM	
Total width of crosswalks, W_T (ft)	20	20	20	
Sum of obstructions width and/or shy distances,[1] W_o (ft)	4	4	4	
Effective crosswalk width, W_E (ft), $W_E = W_T - W_O$	16	16	16	
Peak 15-min flow rate (both directions), V_{15} (p/15-min)	154	220	139	
Pedestrian unit flow rate, v_p (p/min/ft), $v_p = v_{15}/(15*W_E)$	0.64	0.92	0.58	
LOS (Exhibit 18-3)	A	A	A	
LOS Platoon (Exhibits 18-4)	B	B	B	

Notes

1. Inclues curb width, street furniture, window shops, building protrusions, inside clearance, and all other field-observed obstructions

PEDESTRIANS AT SIGNALIZED INTERSECTIONS WORKSHEET

General Information		Site Information	
Analyst	C.	Intersection/Corner	NE corner of York Ave and 71st St
Company	Ethan Eldon Assoc.	Peak Hour	AM
Date Performed	5/23/2007 14:34	Analysis Year	2010
Analysis Period	Peak 15-min.	Conditions	No-Build

Inputs				Geometric Inputs	
Cycle length, C	120			Width of Sidewalk on Minor-street W_a	12
Minor-street red phase, R_{mi}	59			Width of Sidewalk on Major-street W_b	20
Major-street red phase, R_{mi}	73			Radius of Corner	12
Minor-street effective green, g_i	61			Width of Minor-street L_c	33
Major-street effective green, g_i	47			Width of Major-street L_d	60
	Flow, p/15-min	Flow, p/15min * 1/60 = p/s	Flow, p/s*C	Minor-street crosswalk Inbound	32
v_c	32	0.04	4	Major-street crosswalk Inbound	63
v_{co}	67	0.07	9	Minor-street crosswalk Outbound	67
v_d	63	0.07	8	Major-street crosswalk Outbound	38
v_{do}	38	0.04	5	Corner pedestrian cross traffic	19
$v_{a,b}$	19	0.02	3	Minor-street crosswalk width W_c	16
v_{tot}	219	0.24	29	Major-street crosswalk width W_d	13

Street Corner Time-Space Analysis	
Total time-space, TS (ft^2-s) $TS = C(W_aW_b - 0.215R^2)$	25084.8
Time spent by pedestrians crossing major street, Q_{tdo} (p-s) $Q_{tdo} = v_{do} R_{mi}^2/2C$	72.52083
Time spent by pedestrians crossing minor street, Q_{tco} (p-s) $Q_{tco} = v_{co} R_{mi}^2/2C$	199.84
Total time-space available, TS_c (ft^2-s), $TS_c = TS - [5(Q_{tdo} + Q_{tco})]$	23723.01
Circulation area per pedestrian, M (ft^2/p), $M = TS_c/4v_{tot}$	204.5
LOS (Exhibit 18-3)	A
LOS - Platoon (Exhibit 18-4)	B

Crosswalk Time-Space Analysis		
Average Pedestrian Delay at Signalized Intersections	**Crosswalk D**	**Crosswalk C**
Average delay, d_p (s), $d_p = 0.5(C-g)^2/C$	22.20	14.50
LOS at signalized intersection (Exhibit 18-9)	C	B
Number of pedestrians arriving during Don't Walk or red indication,[1] N_{ped} (p)	3.04	4.43
Average pedestrian walking speed, S_p (ft/s)	4.0	4.0
Total crossing time,[2] t (s)	18.6	12.4
Total time-space, TS (ft^2-s), $TS = LW(WALK + FDW - L/2S_p)$	30810	30030
Total crosswalk occupancy time, T (p-s) $T = (v_i + v_o)t$	242	162
Number of conflicting right-turning vehicles, N_{tv} (veh)	4.9	0.2
Time-space of right-turning vehicles, TS_{tv} (ft^2-s), $TS_{tv} = 40N_{tv}W_E$	2548	128
Effective time-space, TS_E (ft^2-s), $TS_E = TS - TS_{tv}$	28262	29902
Circulation area per pedestrian, M (ft^2/p), $M = TS_E/T$	116.8	184.8
LOS (Exhibit 18-3)	A	A
LOS - Platoon (Exhibit 18-4)	B	B

Notes

1. Number of people in the subject movement who arrive before the WALK or concurrent green indication and exit the curb during the WALK or concurrent green indication. $N_{ped} = v_{co}$ or v_{do} (C-G)/C

2. If W > 10 ft, $t = 3.2 + L/S_p + (2.7 N_{ped}/W)$; but if W <= 10 ft, $t = 3.2 + L/S_p + (0.27 N_{ped})$

PEDESTRIANS AT SIGNALIZED INTERSECTIONS WORKSHEET

General Information		Site Information	
Analyst	C.	Intersection/Corner	NE corner of York Ave and 71st St
Company	Ethan Eldon Assoc.	Peak Hour	Midday
Date Performed	5/23/2007 14:34	Analysis Year	2010
Analysis Period	Peak 15-min.	Conditions	No-Build

Inputs				Geometric Inputs	
Cycle length, C	120			Width of Sidewalk on Minor-street W_a	12
Minor-street red phase, R_{mi}	59			Width of Sidewalk on Major-street W_b	20
Major-street red phase, R_{ma}	73			Radius of Corner	12
Minor-street effective green, g_i	61			Width of Minor-street L_c	33
Major-street effective green, g_j	47			Width of Major-street L_d	60
	Flow, p/15-min	Flow, p/15min * 1/60 = p/s	Flow, p/s*C	Minor-street crosswalk Inbound	40
v_{di}	40	0.04	5	Major-street crosswalk Inbound	52
v_{co}	43	0.05	6	Minor-street crosswalk Outbound	43
v_{di}	52	0.05	7	Major-street crosswalk Outbound	39
v_{co}	39	0.04	5	Corner pedestrian cross traffic	22
$v_{s,b}$	22	0.02	3	Minor-street crosswalk width W_c	16
v_{tot}	196	0.22	26	Major-street crosswalk width W_c	13

Street Corner Time-Space Analysis	
Total time-space, TS (ft^2-s) TS = $C(W_aW_b - 0.215R^2)$	25084.8
Time spent by pedestrians crossing major street, Q_{tdo} (p-s) $Q_{tdo} = v_{do} R_{mi}^2/2C$	72.52083
Time spent by pedestrians crossing minor street, Q_{tco} (p-s) $Q_{tco} = v_{co} R_{mi}^2/2C$	133.23
Total time-space available, TS_c (ft^2-s), $TS_c = TS - [5(Q_{tdo} + Q_{tco})]$	24056.07
Circulation area per pedestrian, M (ft^2/p), $M = TS_c/4v_{tot}$	231.3
LOS (Exhibit 18-3)	A
LOS - Platoon (Exhibit 18-4)	B

Crosswalk Time-Space Analysis		
Average Pedestrian Delay at Signalized Intersections	**Crosswalk D**	**Crosswalk C**
Average delay, d_p (s), $d_p \approx 0.5(C-g)^2/C$	22.20	14.50
LOS at signalized intersection (Exhibit 18-9)	C	B
Number of pedestrians arriving during Don't Walk or red indication,[1] N_{ped} (p)	3.04	2.95
Average pedestrian walking speed, S_p (ft/s)	4.0	4.0
Total crossing time,[2] t (s)	18.6	12.1
Total time-space, TS (ft^2-s), TS = LW(WALK + FDW - L/2S_p)	30810	30030
Total crosswalk occupancy time, T (p-s) $T = (v_i + v_o)t$	223	133
Number of conflicting right-turning vehicles, N_{rv} (veh)	5.2	0.1
Time-space of right-turning vehicles, TS_{rv} (ft^2-s), $TS_{rv} = 40N_{rv}W_E$	2704	64
Effective time-space, TS_E (ft^2-s), $TS_E = TS - TS_{rv}$	28106	29966
Circulation area per pedestrian, M (ft^2/p), $M = TS_E/T$	125.9	224.9
LOS (Exhibit 18-3)	A	A
LOS - Platoon (Exhibit 18-4)	B	B

Notes

1. Number of people in the subject movement who arrive before the WALK or concurrent green indication and exit the curb during the WALK or concurrent green indication. $N_{ped} = v_{co}$ or v_{do} (C-G)/C

2. If W > 10 ft, t = 3.2 + L/S_p + (2.7 N_{ped}/W), but if W <= 10 ft, t = 3.2 + L/S_p + (0.27 N_{ped})

PEDESTRIANS AT SIGNALIZED INTERSECTIONS WORKSHEET

General Information		Site Information	
Analyst	C.	Intersection/Corner	NE corner of York Ave and 71st St
Company	Ethan Eldon Assoc.	Peak Hour	PM
Date Performed	5/23/2007 14:34	Analysis Year	2010
Analysis Period	Peak 15-min.	Conditions	No-Build

Inputs				Geometric Inputs	
Cycle length, C	120			Width of Sidewalk on Minor-street W_a	12
Minor-street red phase, R_{mi}	59			Width of Sidewalk on Major-street W_b	20
Major-street red phase, R_{mi}	73			Radius of Corner	12
Minor-street effective green, g_i	61			Width of Minor-street L_c	33
Major-street effective green, g_i	47			Width of Major-street L_d	60
	Flow, p/15-min	Flow, p/15min * 1/60 = p/s	Flow, p/s*C	Minor-street crosswalk Inbound	45
v_{ci}	45	0.05	6	Major-street crosswalk Inbound	15
v_{co}	45	0.05	6	Minor-street crosswalk Outbound	45
v_{ci}	15	0.02	2	Major-street crosswalk Outbound	40
v_{co}	40	0.04	5	Corner pedestrian cross traffic	18
$v_{a,b}$	18	0.02	2	Minor-street crosswalk width W_c	16
v_{tot}	163	0.18	21	Major-street crosswalk width W_d	13

Street Corner Time-Space Analysis	
Total time-space, TS (ft^2-s) $TS = C(W_eW_b - 0.215R^2)$	25084.8
Time spent by pedestrians crossing major street, Q_{tdo} (p-s) $Q_{tdo} = v_{do} R_{mi}^2/2C$	72.52083
Time spent by pedestrians crossing minor street, Q_{tco} (p-s) $Q_{tco} = v_{co} R_{mi}^2/2C$	133.23
Total time-space available, TS_c (ft^2-s), $TS_c = TS - \{5(Q_{tdo} + Q_{tco})\}$	24056.07
Circulation area per pedestrian, M (ft^2/p), $M = TS_c/4v_{tot}$	286.4
LOS (Exhibit 18-3)	A
LOS - Platoon (Exhibit 18-4)	B

Crosswalk Time-Space Analysis		
Average Pedestrian Delay at Signalized Intersections	**Crosswalk D**	**Crosswalk C**
Average delay, d_p (s), $d_p = 0.5(C-g)^2/C$	22.20	14.50
LOS at signalized intersection (Exhibit 18-9)	C	B
Number of pedestrians arriving during Don't Walk or red indication,[1] N_{ped} (p)	3.04	2.95
Average pedestrian walking speed, S_p (ft/s)	4.0	4.0
Total crossing time,[2] t (s)	18.6	12.1
Total time-space, TS (ft^2-s), $TS = LW(WALK + FDW - L/2S_p)$	30810	30030
Total crosswalk occupancy time, T (p-s) $T = (v_i + v_o)t$	130	145
Number of conflicting right-turning vehicles, N_{tv} (veh)	4.1	0.1
Time-space of right-turning vehicles, TS_{tv} (ft^2-s), $TS_{tv} = 40N_{tv}W_E$	2132	64
Effective time-space, TS_E (ft^2-s), $TS_E = TS - TS_{tv}$	28678	29966
Circulation area per pedestrian, M (ft^2/p), $M = TS_E/T$	220.1	206.1
LOS (Exhibit 18-3)	A	A
LOS - Platoon (Exhibit 18-4)	B	B

Notes

1. Number of people in the subject movement who arrive before the WALK or concurrent green indication and exit the curb during the WALK or concurrent green indication. $N_{ped} = v_{co}$ or v_{do} (C-G)/C

2. If W > 10 ft, $t = 3.2 + L/S_p + (2.7 N_{ped}/W)$; but if W <= 10 ft, $t = 3.2 + L/S_p + (0.27 N_{ped})$

PEDESTRIANS AT SIGNALIZED INTERSECTIONS WORKSHEET

General Information		Site Information	
Analyst	C.	Intersection/Corner	SE corner of York Ave and 71st St
Company	Ethan Eldon Assoc.	Peak Hour	AM
Date Performed	5/23/2007 14:34	Analysis Year	2010
Analysis Period	Peak 15-min.	Conditions	No-Build

Inputs				Geometric Inputs	
Cycle length, C	120			Width of Sidewalk on Minor-street W_a	12
Minor-street red phase, R_{mi}	59			Width of Sidewalk on Major-street W_b	20
Major-street red phase, R_{mi}	73			Radius of Corner	12
Minor-street effective green, g	61			Width of Minor-street L_c	33
Major-street effective green, g_i	47			Width of Major-street L_d	60
	Flow, p/15-min	Flow, p/15min * 1/60 = p/s	Flow, p/s*C	Minor-street crosswalk Inbound	67
v_{ci}	67	0.07	9	Major-street crosswalk Inbound	36
v_{co}	32	0.04	4	Minor-street crosswalk Outbound	32
v_{di}	36	0.04	5	Major-street crosswalk Outbound	24
v_{do}	24	0.03	3	Corner pedestrian cross traffic	3
$v_{a,b}$	3	0.00	0	Minor-street crosswalk width W_c	16
v_{tot}	162	0.18	21	Major-street crosswalk width W_c	10

Street Corner Time-Space Analysis	
Total time-space, TS (ft^2-s) $TS = C(W_aW_b - 0.215R^2)$	25084.8
Time spent by pedestrians crossing major street, Q_{tdo} (p-s) $Q_{tdo} = v_{do} R_{mi}^2/2C$	43.5125
Time spent by pedestrians crossing minor street, Q_{tco} (p-s) $Q_{tco} = v_{co} R_{mi}^2/2C$	88.82
Total time-space available, TS_c (ft^2-s), $TS_c = TS - [5(Q_{tdo} + Q_{tco})]$	24423.15
Circulation area per pedestrian, M (ft^2/p), $M = TS_c/4v_{tot}$	290.8
LOS (Exhibit 18-3)	A
LOS - Platoon (Exhibit 18-4)	B

Crosswalk Time-Space Analysis		
Average Pedestrian Delay at Signalized Intersections	**Crosswalk D**	**Crosswalk C**
Average delay, d_p (s), $d_p = 0.5(C-g)^2/C$	22.20	14.50
LOS at signalized intersection (Exhibit 18-9)	C	B
Number of pedestrians arriving during Don't Walk or red indication,[1] N_{ped} (p)	1.83	1.97
Average pedestrian walking speed, S_p (ft/s)	4.0	4.0
Total crossing time,[2] t (s)	18.7	11.9
Total time-space, TS (ft^2-s), $TS = LW(WALK + FDW - L/2S_p)$	23700	30030
Total crosswalk occupancy time, T (p-s) $T = (v_i + v_o)t$	150	155
Number of conflicting right-turning vehicles, N_{tv} (veh)	6.8	0.2
Time-space of right-turning vehicles, TS_{tv} (ft^2-s), $TS_{tv} = 40N_{tv}W_E$	2720	128
Effective time-space, TS_E (ft^2-s), $TS_E = TS - TS_{tv}$	20980	29902
Circulation area per pedestrian, M (ft^2/p), $M = TS_E/T$	140.3	193.4
LOS (Exhibit 18-3)	A	A
LOS - Platoon (Exhibit 18-4)	B	B

Notes

1. Number of people in the subject movement who arrive before the WALK or concurrent green indication and exit the curb during the WALK or concurrent green indication. $N_{ped} = v_{co}$ or v_{do} (C-G)/C

2. If W > 10 ft, $t = 3.2 + L/S_p + (2.7 N_{ped}/W)$; but if W <= 10 ft, $t = 3.2 + L/S_p + (0.27 N_{ped})$

PEDESTRIANS AT SIGNALIZED INTERSECTIONS WORKSHEET

General Information		Site Information	
Analyst	C.	Intersection/Corner	SE corner of York Ave and 71st St
Company	Ethan Eidon Assoc.	Peak Hour	Midday
Date Performed	5/23/2007 14:34	Analysis Year	2010
Analysis Period	Peak 15-min.	Conditions	No-Build

Inputs				Geometric Inputs	
Cycle length, C		120		Width of Sidewalk on Minor-street W_a	12
Minor-street red phase, R_{mi}		59		Width of Sidewalk on Major-street W_b	20
Major-street red phase, R_{mj}		73		Radius of Corner	12
Minor-street effective green, g_i		61		Width of Minor-street L_c	33
Major-street effective green, g_j		47		Width of Major-street L_d	60
	Flow, p/15-min	Flow, p/15min * 1/60 = p/s	Flow, p/s*C	Minor-street crosswalk Inbound	43
v_{ci}	43	0.05	6	Major-street crosswalk Inbound	47
v_{co}	40	0.04	5	Minor-street crosswalk Outbound	40
v_{di}	47	0.05	6	Major-street crosswalk Outbound	27
v_{do}	27	0.03	4	Corner pedestrian cross traffic	7
$v_{a,b}$	7	0.01	1	Minor-street crosswalk width W_c	16
v_{tot}	164	0.18	22	Major-street crosswalk width W_d	10

Street Corner Time-Space Analysis	
Total time-space, TS (ft^2-s) $TS = C(W_aW_b - 0.215R^2)$	25084.8
Time spent by pedestrians crossing major street, Q_{tdo} (p-s) $Q_{tdo} = v_{do} R_{mi}^2/2C$	58.01667
Time spent by pedestrians crossing minor street, Q_{tco} (p-s) $Q_{tco} = v_{co} R_{mj}^2/2C$	111.02
Total time-space available, TS_c (ft^2-s), $TS_c = TS - [5(Q_{tdo} + Q_{tco})]$	24239.61
Circulation area per pedestrian, M (ft^2/p), $M = TS_c/4v_{tot}$	275.5
LOS (Exhibit 18-3)	A
LOS - Platoon (Exhibit 18-4)	B

Crosswalk Time-Space Analysis		
Average Pedestrian Delay at Signalized Intersections	**Crosswalk D**	**Crosswalk C**
Average delay, d_p (s), $d_p = 0.5(C-g)^2/C$	22.20	14.50
LOS at signalized intersection (Exhibit 18-9)	C	B
Number of pedestrians arriving during Don't Walk or red indication,[1] N_{ped} (p)	2.43	2.46
Average pedestrian walking speed, S_p (ft/s)	4.0	4.0
Total crossing time,[2] t (s)	18.9	12.0
Total time-space, TS (ft^2-s), $TS = LW(WALK + FDW - L/2S_p)$	23700	30030
Total crosswalk occupancy time, T (p-s) $T = (v_i + v_o)t$	189	132
Number of conflicting right-turning vehicles, N_{tv} (veh)	6.4	0.1
Time-space of right-turning vehicles, TS_{tv} (ft^2-s), $TS_{tv} = 40N_{tv}W_E$	2560	64
Effective time-space, TS_E (ft^2-s), $TS_E = TS - TS_{tv}$	21140	29966
Circulation area per pedestrian, M (ft^2/p), $M = TS_E/T$	112.1	227.0
LOS (Exhibit 18-3)	A	A
LOS - Platoon (Exhibit 18-4)	B	B

Notes

1. Number of people in the subject movement who arrive before the WALK or concurrent green indication and exit the curb during the WALK or concurrent green indication. $N_{ped} = v_{co}$ or v_{do} (C-G)/C

2. If W > 10 ft, $t = 3.2 + L/S_p + (2.7\ N_{ped}/W)$; but if W <= 10 ft, $t = 3.2 + L/S_p + (0.27\ N_{ped})$

PEDESTRIANS AT SIGNALIZED INTERSECTIONS WORKSHEET

General Information		Site Information	
Analyst	C.	Intersection/Corner	SE corner of York Ave and 71st St
Company	Ethan Eldon Assoc.	Peak Hour	PM
Date Performed	5/23/2007 14:34	Analysis Year	2010
Analysis Period	Peak 15-min.	Conditions	No-Build

Inputs				Geometric Inputs	
Cycle length, C		120		Width of Sidewalk on Minor-street W_s	12
Minor-street red phase, R_{mi}		59		Width of Sidewalk on Major-street W_s	20
Major-street red phase, R_{mj}		73		Radius of Corner	12
Minor-street effective green, g_i		61		Width of Minor-street L_c	33
Major-street effective green, g_j		47		Width of Major-street L_d	60
	Flow, p/15-min	Flow, p/15min * 1/60 = p/s	Flow, p/s*C	Minor-street crosswalk Inbound	45
v_{ci}	45	0.05	6	Major-street crosswalk Inbound	19
v_{co}	45	0.05	6	Minor-street crosswalk Outbound	45
v_{di}	19	0.02	3	Major-street crosswalk Outbound	47
v_{do}	47	0.05	6	Corner pedestrian cross traffic	1
$v_{a,b}$	1	0.00	0	Minor-street crosswalk width W_c	16
v_{tot}	157	0.17	21	Major-street crosswalk width W_d	10

Street Corner Time-Space Analysis	
Total time-space, TS (ft^2-s) TS = $C(W_eW_p - 0.215R^2)$	25084.8
Time spent by pedestrians crossing major street, C_{tdo} (p-s) $Q_{tdo} = v_{do} R_{mi}^2/2C$	87.025
Time spent by pedestrians crossing minor street, C_{tco} (p-s) $Q_{tco} = v_{co} R_{mi}^2/2C$	133.23
Total time-space available, TS_c (ft^2-s), $TS_c = TS - [5(Q_{tdo} + Q_{tco})]$	23983.55
Circulation area per pedestrian, M (ft^2/p), $M = TS_c/4v_{tot}$	285.5
LOS (Exhibit 18-3)	A
LOS - Platoon (Exhibit 18-4)	B

Crosswalk Time-Space Analysis		
Average Pedestrian Delay at Signalized Intersections	Crosswalk D	Crosswalk C
Average delay, d_p (s), $d_p = 0.5(C-g)^2/C$	22.20	14.50
LOS at signalized intersection (Exhibit 18-9)	C	B
Number of pedestrians arriving during Don't Walk or red indication,[1] N_{ped} (p)	3.65	2.95
Average pedestrian walking speed, S_p (ft/s)	4.0	4.0
Total crossing time,[2] t (s)	19.2	12.1
Total time-space, TS (ft^2-s), TS = LW(WALK + FDW - L/2S_p)	23700	30030
Total crosswalk occupancy time, T (p-s) $T = (v_i + v_o)t$	173	145
Number of conflicting right-turning vehicles, N_{lv} (veh)	5.3	0.1
Time-space of right-turning vehicles, TS_{lv} (ft^2-s) $TS_{lv} = 40N_{lv}W_E$	2120	64
Effective time-space, TS_E (ft^2-s), $TS_E = TS - TS_{lv}$	21580	29966
Circulation area per pedestrian, M (ft^2/p), $M = TS_E/T$	125.0	206.1
LOS (Exhibit 18-3)	A	A
LOS - Platoon (Exhibit 18-4)	B	B

Notes

1. Number of people in the subject movement who arrive before the WALK or concurrent green indication and exit the curb during the WALK or concurrent green indication. $N_{ped} = v_{co}$ or v_{do} (C-G)/C

2. If W > 10 ft, t = 3.2 + L/S_p + (2.7 N_{ped}/W); but if W <= 10 ft, t = 3.2 + L/S_p + (0.27 N_{ped})

PEDESTRIANS AT SIGNALIZED INTERSECTIONS WORKSHEET

General Information		Site Information	
Analyst	C.	Intersection/Corner	SW corner of York Ave and 71st St
Company	Ethan Eldon Assoc.	Peak Hour	AM
Date Performed	5/23/2007 14:34	Analysis Year	2010
Analysis Period	Peak 15-min.	Conditions	No-Build

Inputs				Geometric Inputs	
Cycle length, C	120			Width of Sidewalk on Minor-street W_a	13
Minor-street red phase, R_{mi}	59			Width of Sidewalk on Major-street W_b	20
Major-street red phase, R_{mi}	73			Radius of Corner	12
Minor-street effective green, g_i	61			Width of Minor-street L_c	33
Major-street effective green, g_j	47			Width of Major-street L_d	60
	Flow, p/15-min	Flow, p/15min * 1/60 = p/s	Flow, p/s*C	Minor-street crosswalk Inbound	61
v_{ci}	61	0.07	8	Major-street crosswalk Inbound	24
v_{co}	69	0.08	9	Minor-street crosswalk Outbound	69
v_{di}	24	0.03	3	Major-street crosswalk Outbound	36
v_{do}	36	0.04	5	Corner pedestrian cross traffic	10
$v_{a,b}$	10	0.01	1	Minor-street crosswalk width W_c	13
v_{tot}	200	0.22	26	Major-street crosswalk width W_d	10

Street Corner Time-Space Analysis	
Total time-space, TS (ft^2-s) $TS = C(W_aW_b - 0.215R^2)$	27484.8
Time spent by pedestrians crossing major street, Q_{tdo} (p-s) $Q_{tdc} = v_{do} R_{mi}^2/2C$	72.52083
Time spent by pedestrians crossing minor street, Q_{tco} (p-s) $Q_{tco} = v_{co} R_{mi}^2/2C$	199.84
Total time-space available, TS_c (ft^2-s), $TS_c = TS - [5(Q_{tdo} + Q_{tco})]$	26123.01
Circulation area per pedestrian, M (ft^2/p), $M = TS_c/4v_{tot}$	251.2
LOS (Exhibit 18-3)	A
LOS - Platoon (Exhibit 18-4)	B

Crosswalk Time-Space Analysis		
Average Pedestrian Delay at Signalized Intersections	Crosswalk D	Crosswalk C
Average delay, d_p (s), $d_p = 0.5(C-g)^2/C$	22.20	14.50
LOS at signalized intersection (Exhibit 18-9)	C	B
Number of pedestrians arriving during Don't Walk or red indication,[1] N_{ped} (p)	3.04	4.43
Average pedestrian walking speed, S_p (ft/s)	4.0	4.0
Total crossing time,[2] t (s)	19.0	12.4
Total time-space, TS (ft^2-s), $TS = LW(WALK + FDW - L/2S_p)$	23700	24399.38
Total crosswalk occupancy time, T (p-s) $T = (v_i + v_o)t$	152	210
Number of conflicting right-turning vehicles, N_{tv} (veh)	6.8	4.2
Time-space of right-turning vehicles, TS_{tv} (ft^2-s), $TS_{tv} = 40N_{tv}W_E$	2720	2184
Effective time-space, TS_E (ft^2-s), $TS_E = TS - TS_{tv}$	20980	22215.38
Circulation area per pedestrian, M (ft^2/p), $M = TS_E/T$	137.9	105.6
LOS (Exhibit 18-3)	A	A
LOS - Platoon (Exhibit 18-4)	B	B

Notes

1. Number of people in the subject movement who arrive before the WALK or concurrent green indication and exit the curb during the WALK or concurrent green indication. $N_{ped} = v_{co}$ or v_{do} (C-G)/C

2. If W > 10 ft, $t = 3.2 + L/S_p + (2.7 N_{ped}/W)$; but if W <= 10 ft, $t = 3.2 + L/S_p + (0.27 N_{ped})$

PEDESTRIANS AT SIGNALIZED INTERSECTIONS WORKSHEET

General Information		Site Information	
Analyst	C.	Intersection/Corner	SW corner of York Ave and 71st St
Company	Ethan Eldon Assoc.	Peak Hour	Midday
Date Performed	5/23/2007 14:34	Analysis Year	2010
Analysis Period	Peak 15-min.	Conditions	No-Build

Inputs				Geometric Inputs	
Cycle length, C	120			Width of Sidewalk on Minor-street W_a	13
Minor-street red phase, R_{mi}	59			Width of Sidewalk on Major-street W_b	20
Major-street red phase, R_{mj}	73			Radius of Corner	12
Minor-street effective green, g_i	61			Width of Minor-street L_c	33
Major-street effective green, g_j	47			Width of Major-street L_d	60
	Flow, p/15-min	Flow, p/15min * 1/60 = p/s	Flow, p/s*C	Minor-street crosswalk Inbound	68
v_{di}	68	0.08	9	Major-street crosswalk Inbound	27
v_{co}	102	0.11	14	Minor-street crosswalk Outbound	102
v_{dj}	27	0.03	4	Major-street crosswalk Outbound	47
v_{do}	47	0.05	6	Corner pedestrian cross traffic	26
$v_{a,b}$	26	0.03	3	Minor-street crosswalk width W_c	13
v_{tot}	270	0.30	36	Major-street crosswalk width W_d	10

Street Corner Time-Space Analysis	
Total time-space, TS (ft^2-s) $TS = C(W_aW_b - 0.215R^2)$	27484.8
Time spent by pedestrians crossing major street, Q_{tdo} (p-s) $Q_{tdo} = v_{do} R_{mi}^2/2C$	87.025
Time spent by pedestrians crossing minor street, Q_{tco} (p-s) $Q_{tco} = v_{co} R_{mi}^2/2C$	310.86
Total time-space available, TS_c (ft^2-s), $TS_c = TS - [5(Q_{tdo} + Q_{tco})]$	25495.38
Circulation area per pedestrian, M (ft^2/p), $M = TS_c/4v_{tot}$	177.1
LOS (Exhibit 18-3)	A
LOS - Platoon (Exhibit 18-4)	B

Crosswalk Time-Space Analysis		
Average Pedestrian Delay at Signalized Intersections	Crosswalk D	Crosswalk C
Average delay, d_p (s), $d_p = 0.5(C-g)^2/C$	22.20	14.50
LOS at signalized intersection (Exhibit 18-9)	C	B
Number of pedestrians arriving during Don't Walk or red indication,[1] N_{ped} (p)	3.65	6.88
Average pedestrian walking speed, S_p (ft/s)	4.0	4.0
Total crossing time,[2] t (s)	19.2	12.9
Total time-space, TS (ft^2-s), $TS = LW(WALK + FDW - L/2S_p)$	23700	24399.38
Total crosswalk occupancy time, T (p-s) $T = (v_i + v_o)t$	192	296
Number of conflicting right-turning vehicles, N_{tv} (veh)	6.4	3.8
Time-space of right-turning vehicles, TS_{tv} (ft^2-s), $TS_{tv} = 40N_{tv}W_E$	2560	1976
Effective time-space, TS_E (ft^2-s), $TS_E = TS - TS_{tv}$	21140	22423.38
Circulation area per pedestrian, M (ft^2/p), $M = TS_E/T$	110.2	75.7
LOS (Exhibit 18-3)	A	A
LOS - Platoon (Exhibit 18-4)	B	C

Notes

1. Number of people in the subject movement who arrive before the WALK or concurrent green indication and exit the curb during the WALK or concurrent green indication. $N_{ped} = v_{co}$ or v_{do} (C-G)/C

2. If W > 10 ft, $t = 3.2 + L/S_p + (2.7 N_{ped}/W)$; but if W <= 10 ft, $t = 3.2 + L/S_p + (0.27 N_{ped})$

PEDESTRIANS AT SIGNALIZED INTERSECTIONS WORKSHEET

General Information		Site Information	
Analyst	C.	Intersection/Corner	SW corner of York Ave and 71st St
Company	Ethan Eldon Assoc.	Peak Hour	PM
Date Performed	5/23/2007 14:34	Analysis Year	2010
Analysis Period	Peak 15-min.	Conditions	No-Build

Inputs				Geometric Inputs	
Cycle length, C		120		Width of Sidewalk on Minor-street W_a	13
Minor-street red phase, R_{mi}		59		Width of Sidewalk on Major-street W_b	20
Major-street red phase, R_{mi}		73		Radius of Corner	12
Minor-street effective green, g_i		61		Width of Minor-street L_c	33
Major-street effective green, g_j		47		Width of Major-street L_d	60
	Flow, p/15-min	Flow, p/15min * 1/60 = p/s	Flow, p/s*C	Minor-street crosswalk Inbound	55
v_{ci}	55	0.06	7	Major-street crosswalk Inbound	47
v_{co}	80	0.09	11	Minor-street crosswalk Outbound	80
v_{di}	47	0.05	6	Major-street crosswalk Outbound	19
v_{do}	19	0.02	3	Corner pedestrian cross traffic	7
$v_{a,b}$	7	0.01	1	Minor-street crosswalk width W_c	13
v_{tot}	208	0.23	28	Major-street crosswalk width W_d	10

Street Corner Time-Space Analysis	
Total time-space, TS (ft^2-s) TS = $C(W_aW_b - 0.215R^2)$	27484.8
Time spent by pedestrians crossing major street, Q_{tdo} (p-s) $Q_{tdo} = v_{do} R_{mi}^2/2C$	43.5125
Time spent by pedestrians crossing minor street, Q_{tco} (p-s) $Q_{tco} = v_{co} R_{mi}^2/2C$	244.25
Total time-space available, TS_c (ft^2-s), $TS_c = TS - [5(Q_{tdo} + Q_{tco})]$	26046.01
Circulation area per pedestrian, M (ft^2/p), $M = TS_c/4v_{tot}$	232.6
LOS (Exhibit 18-3)	A
LOS - Platoon (Exhibit 18-4)	B

Crosswalk Time-Space Analysis		
Average Pedestrian Delay at Signalized Intersections	**Crosswalk D**	**Crosswalk C**
Average delay, d_p (s), $d_p = 0.5(C-g)^2/C$	22.20	14.50
LOS at signalized intersection (Exhibit 18-9)	C	B
Number of pedestrians arriving during Don't Walk or red indication,[1] N_{ped} (p)	1.83	5.41
Average pedestrian walking speed, S_p (ft/s)	4.0	4.0
Total crossing time,[2] t (s)	18.7	12.6
Total time-space, TS (ft^2-s), TS = LW(WALK + FDW - $L/2S_p$)	23700	24399.38
Total crosswalk occupancy time, T (p-s) $T = (v_i + v_o)t$	168	226
Number of conflicting right-turning vehicles, N_{tv} (veh)	5.3	3.4
Time-space of right-turning vehicles, TS_{tv} (ft^2-s), $TS_{tv} = 40N_{tv}W_E$	2120	1768
Effective time-space, TS_E (ft^2-s), $TS_E = TS - TS_{tv}$	21580	22631.38
Circulation area per pedestrian, M (ft^2/p), $M = TS_E/T$	128.3	100.0
LOS (Exhibit 18-3)	A	A
LOS - Platoon (Exhibit 18-4)	B	B

Notes

1. Number of people in the subject movement who arrive before the WALK or concurrent green indication and exit the curb during the WALK or concurrent green indication. $N_{ped} = v_{co}$ or v_{do} (C-G)/C

2. If W > 10 ft, $t = 3.2 + L/S_p + (2.7 N_{ped}/W)$; but if W <= 10 ft, $t = 3.2 + L/S_p + (0.27 N_{ped})$

PEDESTRIANS AT SIGNALIZED INTERSECTIONS WORKSHEET

General Information		Site Information	
Analyst	C.	Intersection/Corner	NW corner of York Ave and 71st St
Company	Ethan Eldon Assoc	Peak Hour	AM
Date Performed	5/23/2007 14:34	Analysis Year	2010
Analysis Period	Peak 15-min	Conditions	No-Build

Inputs				Geometric Inputs	
Cycle length, C		120		Width of Sidewalk on Minor-street W_s	13
Minor-street red phase, R_{mi}		59		Width of Sidewalk on Major-street W_s	20
Major-street red phase, R_{mi}		73		Radius of Corner	12
Minor-street effective green, g_i		61		Width of Minor-street L_c	33
Major-street effective green, g_j		47		Width of Major-street L_j	60
	Flow, p/15-min	Flow, p/15min * 1/60 = p/s	Flow, p/s*C	Minor-street crosswalk Inbound	69
v_{ci}	69	0.08	9	Major-street crosswalk Inbound	38
v_{co}	61	0.07	8	Minor-street crosswalk Outbound	61
v_{di}	38	0.04	5	Major-street crosswalk Outbound	63
v_{do}	63	0.07	8	Corner pedestrian cross traffic	2
$v_{a,b}$	2	0.00	0	Minor-street crosswalk width W_c	13
v_{tot}	233	0.26	30	Major-street crosswalk width W_d	13

Street Corner Time-Space Analysis	
Total time-space, TS (ft^2-s) TS = C($W_s W_b$ - 0.215R^2)	27484.8
Time spent by pedestrians crossing major street, Q_{tdo} (p-s) $Q_{tdo} = v_{do} R_{mi}^2/2C$	116.0333
Time spent by pedestrians crossing minor street, Q_{tco} (p-s) $Q_{tco} = v_{co} R_{mi}^2/2C$	177.63
Total time-space available, TS_e (ft^2-s), $TS_e = TS - [5(Q_{tdo} + Q_{tco})]$	26016.47
Circulation area per pedestrian, M (ft^2/p), $M = TS_e/4v_{tot}$	216.8
LOS (Exhibit 18-3)	A
LOS - Platoon (Exhibit 18-4)	B

Crosswalk Time-Space Analysis		
Average Pedestrian Delay at Signalized Intersections	Crosswalk D	Crosswalk C
Average delay, d_p (s), $d_p = 0.5(C-g)^2/C$	22.20	14.50
LOS at signalized intersection (Exhibit 18-9)	C	B
Number of pedestrians arriving during Don't Walk or red indication, N_{ped} (p)	4.87	3.93
Average pedestrian walking speed, S_p (ft/s)	4.0	4.0
Total crossing time,[2] t (s)	18.9	12.3
Total time-space, TS (ft^2-s), TS = LW(WALK + FDW - L/2S_p)	30810	24399.38
Total crosswalk occupancy time, T (p-s) $T = (v_i + v_o)t$	245	209
Number of conflicting right-turning vehicles, N_{tv} (veh)	4.9	4.2
Time-space of right-turning vehicles, TS_{tv} (ft^2-s), $TS_{tv} = 40N_{tv}W_E$	2548	2184
Effective time-space, TS_E (ft^2-s), $TS_E = TS - TS_{tv}$	28262	22215.38
Circulation area per pedestrian, M (ft^2/p), $M = TS_E/T$	115.3	106.5
LOS (Exhibit 18-3)	A	A
LOS - Platoon (Exhibit 18-4)	B	B

Notes

1. Number of people in the subject movement who arrive before the WALK or concurrent green indication and exit the curb during the WALK or concurrent green indication. $N_{ped} = v_{co}$ or v_{do} (C-3)/C

2. If W > 10 ft, $t = 3.2 + L/S_p + (2.7 N_{ped}/W)$; but if W <= 10 ft, $t = 3.2 + L/S_t + (0.27 N_{ped})$

PEDESTRIANS AT SIGNALIZED INTERSECTIONS WORKSHEET

General Information		Site Information	
Analyst	C.	Intersection/Corner	NW corner of York Ave and 71st St
Company	Ethan Eldon Assoc.	Peak Hour	Midday
Date Performed	5/23/2007 14:34	Analysis Year	2010
Analysis Period	Peak 15-min.	Conditions	No-Build

Inputs				Geometric Inputs	
Cycle length, C		120		Width of Sidewalk on Minor-street W_a	13
Minor-street red phase, R_{mi}		59		Width of Sidewalk on Major-street W_b	20
Major-street red phase, R_{mi}		73		Radius of Corner	12
Minor-street effective green, g_i		61		Width of Minor-street L_c	33
Major-street effective green, g_i		47		Width of Major-street L_d	60
	Flow, p/15-min	Flow, p/15min * 1/60 = p/s	Flow, p/s*C	Minor-street crosswalk Inbound	102
v_{ci}	102	0.11	14	Major-street crosswalk Inbound	39
v_{co}	68	0.08	9	Minor-street crosswalk Outbound	68
v_{di}	39	0.04	5	Major-street crosswalk Outbound	52
v_{do}	52	0.06	7	Corner pedestrian cross traffic	5
$v_{a,b}$	5	0.01	1	Minor-street crosswalk width W_c	13
v_{tot}	266	0.30	36	Major-street crosswalk width W_d	13

Street Corner Time-Space Analysis	
Total time-space, TS (ft^2-s) $TS = C(W_aW_b - 0.215R^2)$	27484.8
Time spent by pedestrians crossing major street, Q_{tdo} (p-s) $Q_{tdo} = v_{do}R_{mi}^2/2C$	101.5292
Time spent by pedestrians crossing minor street, Q_{tco} (p-s) $Q_{tco} = v_{co}R_{mi}^2/2C$	199.84
Total time-space available, TS_c (ft^2-s), $TS_c = TS - [5(Q_{tdo} + Q_{tco})]$	25977.97
Circulation area per pedestrian, M (ft^2/p), $M = TS_c/4v_{tot}$	180.4
LOS (Exhibit 18-3)	A
LOS - Platoon (Exhibit 18-4)	B

Crosswalk Time-Space Analysis		
Average Pedestrian Delay at Signalized Intersections	**Crosswalk D**	**Crosswalk C**
Average delay, d_p (s), $d_p = 0.5(C-g)^2/C$	22.20	14.50
LOS at signalized intersection (Exhibit 18-9)	C	B
Number of pedestrians arriving during Don't Walk or red indication,[1] N_{ped} (p)	4.26	4.43
Average pedestrian walking speed, S_p (ft/s)	4.0	4.0
Total crossing time,[2] t (s)	18.8	12.4
Total time-space, TS (ft^2-s), $TS = LW(WALK + FDW - L/2S_p)$	30810	24399.38
Total crosswalk occupancy time, T (p-s) $T = (v_i + v_o)t$	225	284
Number of conflicting right-turning vehicles, N_{rv} (veh)	5.2	3.8
Time-space of right-turning vehicles, TS_{rv} (ft^2-s), $TS_{rv} = 40N_{rv}W_E$	2704	1976
Effective time-space, TS_E (ft^2-s), $TS_E = TS - TS_{rv}$	28106	22423.38
Circulation area per pedestrian, M (ft^2/p), $M = TS_E/T$	124.8	78.8
LOS (Exhibit 18-3)	A	A
LOS - Platoon (Exhibit 18-4)	B	C

Notes

1. Number of people in the subject movement who arrive before the WALK or concurrent green indication and exit the curb during the WALK or concurrent green indication. $N_{ped} = v_{co}$ or v_{do} (C-G)/C

2. If W > 10 ft, $t = 3.2 + L/S_p + (2.7\ N_{ped}/W)$; but if W <= 10 ft, $t = 3.2 + L/S_p + (0.27\ N_{ped})$

PEDESTRIANS AT SIGNALIZED INTERSECTIONS WORKSHEET

General Information		Site Information	
Analyst	C.	Intersection/Corner	NW corner of York Ave and 71st St
Company	Ethan Eldon Assoc.	Peak Hour	PM
Date Performed	5/23/2007 14:34	Analysis Year	2010
Analysis Period	Peak 15-min.	Conditions	No-Build

Inputs		Geometric Inputs	
Cycle length, C	120	Width of Sidewalk on Minor-street W_a	13
Minor-street red phase, R_{mi}	59	Width of Sidewalk on Major-street W_b	20
Major-street red phase, R_{ma}	73	Radius of Corner	12
Minor-street effective green, g_i	61	Width of Minor-street L_c	33
Major-street effective green, g_j	47	Width of Major-street L_d	60
		Minor-street crosswalk Inbound	80
		Major-street crosswalk Inbound	40
		Minor-street crosswalk Outbound	55
		Major-street crosswalk Outbound	15
		Corner pedestrian cross traffic	14
		Minor-street crosswalk width W_c	13
		Major-street crosswalk width W_d	13

	Flow, p/15-min	Flow, p/15min * 1/60 = p/s	Flow, p/s*C
v_{ci}	80	0.09	11
v_{co}	55	0.05	7
v_{di}	40	0.04	5
v_{do}	15	0.02	2
$v_{a,b}$	14	0.02	2
v_{tot}	204	0.23	27

Street Corner Time-Space Analysis	
Total time-space, TS (ft^2-s) TS = $C(W_aW_b - 0.215R^2)$	27484.8
Time spent by pedestrians crossing major street, Q_{tdo} (p-s) $Q_{tdo} = v_{do} R_{mi}^2/2C$	29.00833
Time spent by pedestrians crossing minor street, Q_{tco} (p-s) $Q_{tco} = v_{co} R_{mi}^2/2C$	155.43
Total time-space available, TS_c (ft^2-s), $TS_c = TS - [5(Q_{tdc} + Q_{tco})]$	26562.61
Circulation area per pedestrian, M (ft^2/p), $M = TS_c/4v_{tot}$	246.0
LOS (Exhibit 18-3)	A
LOS - Platoon (Exhibit 18-4)	B

Crosswalk Time-Space Analysis		
Average Pedestrian Delay at Signalized Intersections	**Crosswalk D**	**Crosswalk C**
Average delay, d_p (s), $d_p = 0.5(C-g)^2/C$	22.20	14.50
LOS at signalized intersection (Exhibit 18-9)	C	B
Number of pedestrians arriving during Don't Walk or red indication, N_{ped} (p)	1.22	3.44
Average pedestrian walking speed, S_p (ft/s)	4.0	4.0
Total crossing time,[2] t (s)	18.4	12.2
Total time-space, TS (ft^2-s), TS = LW(WALK + FDW - L/2S_p)	30810	24399.38
Total crosswalk occupancy time, T (p-s) $T = (v_i + v_o)t$	129	219
Number of conflicting right-turning vehicles, N_{tv} (veh)	4.1	3.4
Time-space of right-turning vehicles, TS_{tv} (ft^2-s), $TS_{tv} = 40N_{tv}W_E$	2132	1768
Effective time-space, TS_E (ft^2-s), $TS_E = TS - TS_{tv}$	28678	22631.38
Circulation area per pedestrian, M (ft^2/p), $M = TS_E/T$	223.1	103.4
LOS (Exhibit 18-3)	A	A
LOS - Platoon (Exhibit 18-4)	B	B

Notes

1. Number of people in the subject movement who arrive before the WALK or concurrent green indication and exit the curb during the WALK or concurrent green indication. $N_{ped} = v_{co}$ or v_{do} (C-G)/C

2. If W > 10 ft, t = 3.2 + L/S_p + (2.7 N_{ped}/W); but if W <= 10 ft, t = 3.2 + L/S_p + (0.27 N_{ped})

PEDESTRIANS AT SIGNALIZED INTERSECTIONS WORKSHEET

General Information		Site Information	
Analyst	C.	Intersection/Corner	NE corner of York Ave and 70th St
Company	Ethan Eldon Assoc.	Peak Hour	AM
Date Performed	5/23/2007 13:48	Analysis Year	2010
Analysis Period	Peak 15-min.	Conditions	No-Build

Inputs				Geometric Inputs	
Cycle length, C		120		Width of Sidewalk on Minor-street W_a	13
Minor-street red phase, R_{mi}		53		Width of Sidewalk on Major-street W_b	20
Major-street red phase, R_{mi}		79		Radius of Corner	12
Minor-street effective green, g_i		67		Width of Minor-street L_c	34
Major-street effective green, g_i		41		Width of Major-street L_d	60
	Flow, p/15-min	Flow, p/15min * 1/60 = p/s	Flow, p/s*C	Minor-street crosswalk Inbound	67
v_{ci}	67	0.07	9	Major-street crosswalk Inbound	86
v_{co}	89	0.10	12	Minor-street crosswalk Outbound	89
v_{di}	86	0.10	11	Major-street crosswalk Outbound	38
v_{do}	38	0.04	5	Corner pedestrian cross traffic	70
$v_{a,b}$	70	0.08	9	Minor-street crosswalk width W_c	13
v_{tot}	350	0.39	46	Major-street crosswalk width W_d	10

Street Corner Time-Space Analysis	
Total time-space, TS (ft^2-s) $TS = C(W_eW_b - 0.215R^2)$	27484.8
Time spent by pedestrians crossing major street, Q_{tdo} (p-s) $Q_{tdo} = v_{do} R_{mi}^2/2C$	58.52083
Time spent by pedestrians crossing minor street, Q_{tco} (p-s) $Q_{tco} = v_{co} R_{mi}^2/2C$	312.05
Total time-space available, TS_c (ft^2-s), $TS_c = TS - [5(Q_{tdo} + Q_{tco})]$	25631.95
Circulation area per pedestrian, M (ft^2/p), $M = TS_c/4v_{tot}$	139.3
LOS (Exhibit 18-3)	A
LOS - Platoon (Exhibit 18-4)	B

Crosswalk Time-Space Analysis		
Average Pedestrian Delay at Signalized Intersections	**Crosswalk D**	**Crosswalk C**
Average delay, d_p (s), $d_p = 0.5(C-g)^2/C$	26.00	11.70
LOS at signalized intersection (Exhibit 18-9)	C	B
Number of pedestrians arriving during Don't Walk or red indication,[1] N_{ped} (p)	3.29	5.30
Average pedestrian walking speed, S_p (ft/s)	4.0	4.0
Total crossing time,[2] t (s)	19.1	12.8
Total time-space, TS (ft^2-s), $TS = LW(WALK + FDW - L/2S_p)$	20100	27735.5
Total crosswalk occupancy time, T (p-s) $T = (v_i + v_o)t$	305	269
Number of conflicting right-turning vehicles, N_{tv} (veh)	6.5	4.0
Time-space of right-turning vehicles, TS_{tv} (ft^2-s), $TS_{tv} = 40N_{tv}W_E$	2600	2080
Effective time-space, TS_E (ft^2-s), $TS_E = TS - TS_{tv}$	17500	25655.5
Circulation area per pedestrian, M (ft^2/p), $M = TS_E/T$	57.3	95.4
LOS (Exhibit 18-3)	B	A
LOS - Platoon (Exhibit 18-4)	C	B

Notes

1. Number of people in the subject movement who arrive before the WALK or concurrent green indication and exit the curb during the WALK or concurrent green indication. $N_{ped} = v_{co}$ or v_{do} (C-G)/C

2. If W > 10 ft, $t = 3.2 + L/S_p + (2.7 N_{ped}/W)$; but if W <= 10 ft, $t = 3.2 + L/S_p + (0.27 N_{ped})$

PEDESTRIANS AT SIGNALIZED INTERSECTIONS WORKSHEET

General Information		Site Information	
Analyst	C.	Intersection/Corner	NE corner of York Ave and 70th St
Company	Ethan Eldon Assoc.	Peak Hour	Midday
Date Performed	5/23/2007 13:46	Analysis Year	2010
Analysis Period	Peak 15-min.	Conditions	No-Build

Inputs				Geometric Inputs	
Cycle length, C	120			Width of Sidewalk on Minor-street W_a	13
Minor-street red phase, R_{mi}	53			Width of Sidewalk on Major-street W_b	20
Major-street red phase, R_{mi}	79			Radius of Corner	12
Minor-street effective green, g_i	67			Width of Minor-street L_c	34
Major-street effective green, g_i	41			Width of Major-street L_c	60
	Flow, p/15-min	Flow, p/15min * 1/60 = p/s	Flow, p/s*C	Minor-street crosswalk Inbound	109
v_{ci}	109	0.12	15	Major-street crosswalk Inbound	66
v_{co}	67	0.07	9	Minor-street crosswalk Outbound	67
v_{ci}	66	0.07	9	Major-street crosswalk Outbound	87
v_{co}	87	0.10	12	Corner pedestrian cross traffic	63
$v_{g,b}$	63	0.07	8	Minor-street crosswalk width W_c	13
v_{tot}	392	0.44	53	Major-street crosswalk width W_c	10

Street Corner Time-Space Analysis	
Total time-space, TS (ft^2-s) TS = $C(W_aW_b - 0.215R^2)$	27484.8
Time spent by pedestrians crossing major street, Q_{tdo} (p-s) $Q_{tdo} = v_{db} R_{mi}^2/2C$	140.45
Time spent by pedestrians crossing minor street, Q_{tco} (p-s) $Q_{tco} = v_{co} R_{mi}^2/2C$	234.04
Total time-space available, TS_c (ft^2-s), $TS_c = TS - [5(Q_{tdo} + Q_{tco})]$	25612.36
Circulation area per pedestrian, M (ft^2/p), $M = TS_c/4v_{tot}$	120.6
LOS (Exhibit 18-3)	A
LOS - Platoon (Exhibit 18-4)	B

Crosswalk Time-Space Analysis		
Average Pedestrian Delay at Signalized Intersections	**Crosswalk D**	**Crosswalk C**
Average delay, d_p (s), $d_p = 0.5(C-g)^2/C$	26.00	11.70
LOS at signalized intersection (Exhibit 18-9)	C	B
Number of pedestrians arriving during Don't Walk or red indication, N_{ped} (p)	7.90	3.98
Average pedestrian walking speed, S_p (ft/s)	4.0	4.0
Total crossing time,[2] t (s)	20.3	12.5
Total time-space, TS (ft^2-s), TS = LW(WALK + FDW - $L/2S_p$)	20100	27735.5
Total crosswalk occupancy time, T (p-s) $T = (v_i + v_o)t$	427	301
Number of conflicting right-turning vehicles, N_{lv} (veh)	4.0	4.1
Time-space of right-turning vehicles, TS_{lv} (ft^2-s), $TS_{lv} = 40N_{lv}W_E$	1600	2132
Effective time-space, TS_E (ft^2-s), $TS_E = TS - TS_{lv}$	18500	25603.5
Circulation area per pedestrian, M (ft^2/p), $M = TS_E/T$	43.3	85.2
LOS (Exhibit 18-3)	B	A
LOS - Platoon (Exhibit 18-4)	C	C

Notes

1. Number of people in the subject movement who arrive before the WALK or concurrent green indication and exit the curb during the WALK or concurrent green indication. $N_{ped} = v_{co}$ or v_{ro} (C-G)/C

2. If W > 10 ft, $t = 3.2 + L/S_p + (2.7 N_{ped}/W)$; but if W <= 10 ft, $t = 3.2 + L/S_p + (0.27 N_{ped})$

PEDESTRIANS AT SIGNALIZED INTERSECTIONS WORKSHEET

General Information		Site Information	
Analyst	C.	Intersection/Corner	NE corner of York Ave and 70th St
Company	Ethan Eldon Assoc.	Peak Hour	PM
Date Performed	5/23/2007 13:48	Analysis Year	2010
Analysis Period	Peak 15-min.	Conditions	No-Build

Inputs		Geometric Inputs	
Cycle length, C	120	Width of Sidewalk on Minor-street W_a	12
Minor-street red phase, R_{mi}	53	Width of Sidewalk on Major-street W_b	20
Major-street red phase, R_{mi}	79	Radius of Corner	12
Minor-street effective green, g_i	67	Width of Minor-street L_c	33
Major-street effective green, g_i	41	Width of Major-street L_d	60

	Flow, p/15-min	Flow, p/15min * 1/60 = p/s	Flow, p/s*C		
v_{ci}	90	0.10	12	Minor-street crosswalk Inbound	90
v_{co}	79	0.09	11	Major-street crosswalk Inbound	40
v_{di}	40	0.04	5	Minor-street crosswalk Outbound	79
v_{do}	139	0.15	19	Major-street crosswalk Outbound	139
$v_{a,b}$	54	0.06	7	Corner pedestrian cross traffic	54
v_{tot}	402	0.45	54	Minor-street crosswalk width W_c	13
				Major-street crosswalk width W_c	10

Street Corner Time-Space Analysis	
Total time-space, TS (ft^2-s) TS = $C(W_aW_b - 0.215R^2)$	25084.8
Time spent by pedestrians crossing major street, Q_{tdo} (p-s) $Q_{tdc} = v_{do} R_{mi}^2/2C$	222.3792
Time spent by pedestrians crossing minor street, Q_{tco} (p-s) $Q_{tco} = v_{co} R_{mi}^2/2C$	286.05
Total time-space available, TS_c (ft^2-s), $TS_c = TS - [5(Q_{tdo} + Q_{tco})]$	22542.68
Circulation area per pedestrian, M (ft^2/p), $M = TS_c/4v_{tot}$	104.4
LOS (Exhibit 18-3)	A
LOS - Platoon (Exhibit 18-4)	B

Crosswalk Time-Space Analysis		
Average Pedestrian Delay at Signalized Intersections	**Crosswalk D**	**Crosswalk C**
Average delay, d_p (s), $d_p = 0.5(C-g)^2/C$	26.00	11.70
LOS at signalized intersection (Exhibit 18-9)	C	B
Number of pedestrians arriving during Don't Walk or red indication.[1] N_{ped} (p)	12.51	4.86
Average pedestrian walking speed, S_p (ft/s)	4.0	4.0
Total crossing time,[2] t (s)	21.6	12.5
Total time-space, TS (ft^2-s), TS = LW(WALK + FDW - $L/2S_p$)	20100	26973.38
Total crosswalk occupancy time, T (p-s) $T = (v_i + v_o)t$	518	288
Number of conflicting right-turning vehicles, N_{tv} (veh)	5.7	2.0
Time-space of right-turning vehicles, TS_{tv} (ft^2-s), $TS_{tv} = 40N_{tv}W_E$	2280	1040
Effective time-space, TS_E (ft^2-s), $TS_E = TS - TS_{tv}$	17820	25933.38
Circulation area per pedestrian, M (ft^2/p), $M = TS_E/T$	34.4	89.9
LOS (Exhibit 18-3)	C	A
LOS - Platoon (Exhibit 18-4)	D	C

Notes

1. Number of people in the subject movement who arrive before the WALK or concurrent green indication and exit the curb during the WALK or concurrent green indication. $N_{ped} = v_{co}$ or v_{do} (C-G)/C

2. If W > 10 ft, $t = 3.2 + L/S_p + (2.7 N_{ped}/W)$; but if W <= 10 ft, $t = 3.2 + L/S_p + (0.27 N_{ped})$

PEDESTRIANS AT SIGNALIZED INTERSECTIONS WORKSHEET

General Information		Site Information	
Analyst	C	Intersection/Corner	SE corner of York Ave and 70th St
Company	Ethan Eldon Assoc.	Peak Hour	AM
Date Performed	5/23/2007 13:48	Analysis Year	2010
Analysis Period	Peak 15-min.	Conditions	No-Build

Inputs				Geometric Inputs	
Cycle length, C	120			Width of Sidewalk on Minor-street W_a	13
Minor-street red phase, R_{mi}	53			Width of Sidewalk on Major-street W_b	20
Major-street red phase, R_{mi}	79			Radius of Corner	12
Minor-street effective green, g_i	67			Width of Minor-street L_c	34
Major-street effective green, g_i	41			Width of Major-street L_d	60
	Flow, p/15-min	Flow, p/15min * 1/60 = p/s	Flow, p/s*C	Minor-street crosswalk Inbound	89
v_{ci}	89	0.10	12	Major-street crosswalk Inbound	120
v_{co}	67	0.07	9	Minor-street crosswalk Outbound	67
v_{di}	120	0.13	16	Major-street crosswalk Outbound	18
v_{do}	18	0.02	2	Corner pedestrian cross traffic	45
$v_{a,b}$	45	0.05	6	Minor-street crosswalk width W_c	13
v_{tot}	339	0.38	45	Major-street crosswalk width W_c	13

Street Corner Time-Space Analysis	
Total time-space, TS (ft^2-s) TS = $C(W_aW_b - 0.215R^2)$	27484.8
Time spent by pedestrians crossing major street, Q_{tdo} (p-s) $Q_{tdo} = v_{do} R_{mi}^2/2C$	23.40833
Time spent by pedestrians crossing minor street, Q_{tco} (p-s) $Q_{tco} = v_{co} R_{mi}^2/2C$	234.04
Total time-space available, TS_c (ft^2-s), $TS_c = TS - [5(Q_{tdo} + Q_{tco})]$	26197.57
Circulation area per pedestrian, M (ft^2/p), $M = TS_c/4v_{tot}$	145.5
LOS (Exhibit 18-3)	A
LOS - Platoon (Exhibit 18-4)	B

Crosswalk Time-Space Analysis		
Average Pedestrian Delay at Signalized Intersections	**Crosswalk D**	**Crosswalk C**
Average delay, d_p (s), $d_p = 0.5(C-g)^2/C$	26.00	11.70
LOS at signalized intersection (Exhibit 18-9)	C	B
Number of pedestrians arriving during Don't Walk or red indication,[1] N_{ped} (p)	1.32	3.98
Average pedestrian walking speed, S_p (ft/s)	4.0	4.0
Total crossing time,[2] t (s)	18.4	12.5
Total time-space, TS (ft^2-s), TS = LW(WALK + FDW - L/2S_p)	26130	27735.5
Total crosswalk occupancy time, T (p-s) $T = (v_i + v_o)t$	331	263
Number of conflicting right-turning vehicles, N_{tv} (veh)	6.9	4.0
Time-space of right-turning vehicles, TS_{tv} (ft^2-s), $TS_{tv} = 40N_{tv}W_E$	3588	2080
Effective time-space, TS_E (ft^2-s), $TS_E = TS - TS_{tv}$	22542	25655.5
Circulation area per pedestrian, M (ft^2/p), $M = TS_E/T$	68.1	97.5
LOS (Exhibit 18-3)	A	A
LOS - Platoon (Exhibit 18-4)	C	B

Notes

1. Number of people in the subject movement who arrive before the WALK or concurrent green indication and exit the curb during the WALK or concurrent green indication. $N_{ped} = v_{co}$ or v_{do} (C-G)/C

2. If W > 10 ft, t = 3.2 + L/S_p + (2.7 N_{ped}/W); but if W <= 10 ft, t = 3.2 + L/S_p + (0.27 N_{ped})

PEDESTRIANS AT SIGNALIZED INTERSECTIONS WORKSHEET

General Information		Site Information	
Analyst	C.	Intersection/Corner	SE corner of York Ave and 70th St
Company	Ethan Eldon Assoc.	Peak Hour	Midday
Date Performed	5/23/2007 13:48	Analysis Year	2010
Analysis Period	Peak 15-min.	Conditions	No-Build

Inputs				Geometric Inputs	
Cycle length, C	120			Width of Sidewalk on Minor-street W_a	13
Minor-street red phase, R_{mi}	53			Width of Sidewalk on Major-street W_b	20
Major-street red phase, R_{mj}	79			Radius of Corner	12
Minor-street effective green, g_i	67			Width of Minor-street L_c	34
Major-street effective green, g_j	41			Width of Major-street L_d	60
	Flow, p/15-min	Flow, p/15min * 1/60 = p/s	Flow, p/s*C	Minor-street crosswalk Inbound	67
v_{ci}	67	0.07	9	Major-street crosswalk Inbound	100
v_{co}	109	0.12	15	Minor-street crosswalk Outbound	109
v_{di}	100	0.11	13	Major-street crosswalk Outbound	58
v_{do}	58	0.06	8	Corner pedestrian cross traffic	44
$v_{a,b}$	44	0.05	6	Minor-street crosswalk width W_c	13
v_{tot}	378	0.42	51	Major-street crosswalk width W_d	13

Street Corner Time-Space Analysis	
Total time-space, TS (ft^2-s) $TS = C(W_eW_b - 0.215R^2)$	27484.8
Time spent by pedestrians crossing major street, Q_{tdo} (p-s) $Q_{tdo} = v_{do} R_{mi}^2/2C$	93.63333
Time spent by pedestrians crossing minor street, Q_{tco} (p-s) $Q_{tco} = v_{co} R_{mi}^2/2C$	390.06
Total time-space available, TS_c (ft^2-s), $TS_c = TS - [5(Q_{tdo} + Q_{tco})]$	25066.32
Circulation area per pedestrian, M (ft^2/p), $M = TS_c/4v_{tot}$	122.9
LOS (Exhibit 18-3)	A
LOS - Platoon (Exhibit 18-4)	B

Crosswalk Time-Space Analysis		
Average Pedestrian Delay at Signalized Intersections	**Crosswalk D**	**Crosswalk C**
Average delay, d_p (s), $d_p = 0.5(C-g)^2/C$	26.00	11.70
LOS at signalized intersection (Exhibit 18-9)	C	B
Number of pedestrians arriving during Don't Walk or red indication,[1] N_{ped} (p)	5.27	6.63
Average pedestrian walking speed, S_p (ft/s)	4.0	4.0
Total crossing time,[2] t (s)	18.9	13.1
Total time-space, TS (ft^2-s), $TS = LW(WALK + FDW - L/2S_p)$	26130	27735.5
Total crosswalk occupancy time, T (p-s) $T = (v_i + v_o)t$	397	314
Number of conflicting right-turning vehicles, N_{tv} (veh)	4.9	4.1
Time-space of right-turning vehicles, TS_{tv} (ft^2-s), $TS_{tv} = 40N_{tv}W_E$	2548	2132
Effective time-space, TS_E (ft^2-s), $TS_E = TS - TS_{tv}$	23582	25603.5
Circulation area per pedestrian, M (ft^2/p), $M = TS_E/T$	59.4	81.6
LOS (Exhibit 18-3)	B	A
LOS - Platoon (Exhibit 18-4)	C	C

Notes

1. Number of people in the subject movement who arrive before the WALK or concurrent green indication and exit the curb during the WALK or concurrent green indication. $N_{ped} = v_{co}$ or v_{do} (C-G)/C

2. If W > 10 ft, $t = 3.2 + L/S_p + (2.7\ N_{ped}/W)$; but if W <= 10 ft, $t = 3.2 + L/S_p + (0.27\ N_{ped})$

PEDESTRIANS AT SIGNALIZED INTERSECTIONS WORKSHEET

General Information		Site Information	
Analyst	C.	Intersection/Corner	SE corner of York Ave and 70th St
Company	Ethan Eldon Assoc.	Peak Hour	PM
Date Performed	5/23,2007 13:48	Analysis Year	2010
Analysis Period	Peak 15-min.	Conditions	No-Build

Inputs				Geometric Inputs	
Cycle length, C	120			Width of Sidewalk on Minor-street W_a	13
Minor-street red phase, R_{mi}	53			Width of Sidewalk on Major-street W_b	20
Major-street red phase, R_{mj}	79			Radius of Corner	12
Minor-street effective green, g_i	67			Width of Minor-street L_c	34
Major-street effective green, g_j	41			Width of Major-street L_d	60
	Flow, p/15-min	Flow, p/15min * 1/60 = p/s	Flow, p/s*C	Minor-street crosswalk Inbound	79
v_{ci}	79	0.09	11	Major-street crosswalk Inbound	18
v_{co}	90	0.10	12	Minor-street crosswalk Outbound	90
v_{di}	18	0.02	2	Major-street crosswalk Outbound	89
v_{do}	89	0.10	12	Corner pedestrian cross traffic	55
$v_{a,b}$	55	0.06	7	Minor-street crosswalk width W_c	13
v_{tot}	331	0.37	44	Major-street crosswalk width W_c	13

Street Corner Time-Space Analysis	
Total time-space, TS (ft^2-s) TS = $C(W_aW_b - 0.215R^2)$	27484.8
Time spent by pedestrians crossing major street, Q_{tdo} (p-s) $Q_{tdo} = v_{do} R_{mi}^2/2C$	140.45
Time spent by pedestrians crossing minor street, Q_{tco} (p-s) $Q_{tco} = v_{co} R_{mi}^2/2C$	312.05
Total time-space available, TS_c (ft^2-s), $TS_c = TS - [5(Q_{tdo} + Q_{tco})]$	25222.3
Circulation area per pedestrian, M (ft^2/p), $M = TS_c/4v_{tot}$	143.3
LOS (Exhibit 18-3)	A
LOS - Platoon (Exhibit 18-4)	B

Crosswalk Time-Space Analysis		
Average Pedestrian Delay at Signalized Intersections	Crosswalk D	Crosswalk C
Average delay, d_p (s), $d_p = 0.5(C-g)^2/C$	26.00	11.70
LOS at signalized intersection (Exhibit 18-9)	C	B
Number of pedestrians arriving during Don't Walk or Red indication, N_{ped} (p)	7.90	5.30
Average pedestrian walking speed, S_p (ft/s)	4.0	4.0
Total crossing time,[2] t (s)	19.3	12.8
Total time-space, TS (ft^2-s), TS = LW(WALK + FDW - L/2S_t)	26130	27735.5
Total crosswalk occupancy time, T (p-s) $T = (v_i + v_o)t$	270	294
Number of conflicting right-turning vehicles, N_{tv} (veh)	4.9	2.0
Time-space of right-turning vehicles, TS_{tv} (ft^2-s), $TS_{tv} = 40N_{tv}W_E$	2548	1040
Effective time-space, TS_E (ft^2-s), $TS_E = TS - TS_{tv}$	23582	26695.5
Circulation area per pedestrian, M (ft^2/p) $M = TS_E/T$	87.4	90.7
LOS (Exhibit 18-3)	A	A
LOS - Platoon (Exhibit 18-4)	C	B

Notes

1. Number of people in the subject movement who arrive before the WALK or concurrent green indication and exit the curb during the WALK or concurrent green indication. $N_{ped} = v_{co}$ or v_{do} (C-G)/C

2. If W > 10 ft, t = 3.2 + L/S_p + (2.7 N_{ped}/W), but if W <= 10 ft, t = 3.2 + L/S_p + (0.27 N_{ped})

PEDESTRIANS AT SIGNALIZED INTERSECTIONS WORKSHEET

General Information		Site Information	
Analyst	C.	Intersection/Corner	SW corner of York Ave and 70th St
Company	Ethan Eldon Assoc.	Peak Hour	AM
Date Performed	5/23/2007 13:48	Analysis Year	2010
Analysis Period	Peak 15-min.	Conditions	No-Build

Inputs				Geometric Inputs	
Cycle length, C	120			Width of Sidewalk on Minor-street W_a	10
Minor-street red phase, R_{mi}	53			Width of Sidewalk on Major-street W_b	20
Major-street red phase, R_{mj}	79			Radius of Corner	12
Minor-street effective green, g_i	67			Width of Minor-street L_c	35
Major-street effective green, g_j	41			Width of Major-street L_d	60
	Flow, p/15-min	Flow, p/15min * 1/60 = p/s	Flow, p/s*C	Minor-street crosswalk Inbound	93
v_{ci}	93	0.10	12	Major-street crosswalk Inbound	18
v_{co}	64	0.07	9	Minor-street crosswalk Outbound	64
v_{di}	18	0.02	2	Major-street crosswalk Outbound	120
v_{do}	120	0.13	16	Corner pedestrian cross traffic	16
$v_{a,b}$	16	0.02	2	Minor-street crosswalk width W_c	12
v_{tot}	311	0.35	41	Major-street crosswalk width W_d	13

Street Corner Time-Space Analysis	
Total time-space, TS (ft^2-s) TS = $C(W_aW_b - 0.215R^2)$	20284.8
Time spent by pedestrians crossing major street, Q_{tdo} (p-s) $Q_{tdo} = v_{do} R_{mi}^2/2C$	187.2667
Time spent by pedestrians crossing minor street, Q_{tco} (p-s) $Q_{tco} = v_{co} R_{mi}^2/2C$	234.04
Total time-space available, TS_c (ft^2-s), TS_c = TS - [5(Q_{tdo} + Q_{tco})]	18178.28
Circulation area per pedestrian, M (ft^2/p), M = $TS_c/4v_{tot}$	110.8
LOS (Exhibit 18-3)	A
LOS - Platoon (Exhibit 18-4)	B

Crosswalk Time-Space Analysis		
Average Pedestrian Delay at Signalized Intersections	**Crosswalk D**	**Crosswalk C**
Average delay, d_p (s), $d_p = 0.5(C-g)^2/C$	26.00	11.70
LOS at signalized intersection (Exhibit 18-9)	C	B
Number of pedestrians arriving during Don't Walk or red indication,[1] N_{ped} (p)	10.53	3.98
Average pedestrian walking speed, S_p (ft/s)	4.0	4.0
Total crossing time,[2] t (s)	19.6	13.0
Total time-space, TS (ft^2-s), TS = LW(WALK + FDW - L/2S_p)	26130	26302.5
Total crosswalk occupancy time, T (p-s) T = $(v_i + v_o)t$	353	273
Number of conflicting right-turning vehicles, N_{tv} (veh)	**6.9**	**0.0**
Time-space of right-turning vehicles, TS_{tv} (ft^2-s), $TS_{tv} = 40N_{tv}W_E$	3588	0
Effective time-space, TS_E (ft^2-s), TS_E = TS - TS_{tv}	22542	26302.5
Circulation area per pedestrian, M (ft^2/p), M = TS_E/T	63.8	96.2
LOS (Exhibit 18-3)	A	A
LOS - Platoon (Exhibit 18-4)	C	B

Notes

1. Number of people in the subject movement who arrive before the WALK or concurrent green indication and exit the curb during the WALK or concurrent green indication. $N_{ped} = v_{co}$ or v_{do} (C-G)/C

2. If W > 10 ft, t = 3.2 + L/S_p + (2.7 N_{ped}/W); but if W <= 10 ft, t = 3.2 + L/S_p + (0.27 N_{ped})

PEDESTRIANS AT SIGNALIZED INTERSECTIONS WORKSHEET

General Information		Site Information	
Analyst	C.	Intersection/Corner	SW corner of York Ave and 70th St
Company	Ethan Eldon Assoc.	Peak Hour	Midday
Date Performed	5/23/2007 16:00	Analysis Year	2010
Analysis Period	Peak 15-min.	Conditions	No-Build

Inputs				Geometric Inputs	
Cycle length, C		120		Width of Sidewalk on Minor-street W_a	10
Minor-street red phase, R_{mi}		53		Width of Sidewalk on Major-street W_b	20
Major-street red phase, R_{mi}		79		Radius of Corner	12
Minor-street effective green, g_i		67		Width of Minor-street L_c	35
Major-street effective green, g_j		41		Width of Major-street L_d	60
	Flow, p/15-min	Flow, p/15min * 1/60 = p/s	Flow, p/s*C	Minor-street crosswalk Inbound	72
v_{di}	72	0.08	10	Major-street crosswalk Inbound	58
v_{co}	50	0.06	7	Minor-street crosswalk Outbound	50
v_{di}	58	0.06	8	Major-street crosswalk Outbound	100
v_{do}	100	0.11	13	Corner pedestrian cross traffic	38
$v_{a,b}$	38	0.04	5	Minor-street crosswalk width W_c	12
v_{tot}	318	0.35	43	Major-street crosswalk width W_d	13

Street Corner Time-Space Analysis	
Total time-space, TS (ft^2-s) $TS = C(W_aW_b - 0.215R^2)$	20284.8
Time spent by pedestrians crossing major street, Q_{tdc} (p-s) $Q_{tdc} = v_{do} R_{mi}^2/2C$	152.1542
Time spent by pedestrians crossing minor street, Q_{tco} (p-s) $Q_{tco} = v_{co} R_{mi}^2/2C$	182.03
Total time-space available, TS_c (ft^2-s), $TS_c = TS - [5(Q_{tdc} + Q_{tco})]$	18613.88
Circulation area per pedestrian, M (ft^2/p), $M = TS_c/4v_{tot}$	108.2
LOS (Exhibit 18-3)	A
LOS - Platoon (Exhibit 18-4)	B

Crosswalk Time-Space Analysis		
Average Pedestrian Delay at Signalized Intersections	Crosswalk D	Crosswalk C
Average delay, d_p (s), $d_p = 0.5(C-g)^2/C$	26.00	11.70
LOS at signalized intersection (Exhibit 18-9)	C	B
Number of pedestrians arriving during Don't Walk or red indication.[1] N_{ped} (p)	8.56	3.09
Average pedestrian walking speed, S_p (ft/s)	4.0	4.0
Total crossing time,[2] t (s)	19.4	12.8
Total time-space, TS (ft^2-s), $TS = LW(WALK + FDW - L/2S_p)$	26130	26302.5
Total crosswalk occupancy time, T (p-s) $T = (v_i + v_o)t$	406	217
Number of conflicting right-turning vehicles, N_{tv} (veh)	4.9	0.0
Time-space of right-turning vehicles, TS_{tv} (ft^2-s), $TS_{tv} = 40N_{tv}W_E$	2548	0
Effective time-space, TS_E (ft^2-s), $TS_E = TS - TS_{tv}$	23582	26302.5
Circulation area per pedestrian, M (ft^2/p), $M = TS_E/T$	58.0	121.0
LOS (Exhibit 18-3)	B	A
LOS - Platoon (Exhibit 18-4)	C	B

Notes

1. Number of people in the subject movement who arrive before the WALK or concurrent green indication and exit the curb during the WALK or concurrent green indication. $N_{ped} = v_{co}$ or v_{do} (C-G)/C

2. If W > 10 ft, $t = 3.2 + L/S_p + (2.7 N_{ped}/W)$; but if W <= 10 ft, $t = 3.2 + L/S_p + (0.27 N_{ped})$

PEDESTRIANS AT SIGNALIZED INTERSECTIONS WORKSHEET

General Information		Site Information	
Analyst	C.	Intersection/Corner	SW corner of York Ave and 70th St
Company	Ethan Eldon Assoc.	Peak Hour	PM
Date Performed	5/23/2007 13:48	Analysis Year	2010
Analysis Period	Peak 15-min.	Conditions	No-Build

Inputs				Geometric Inputs	
Cycle length, C	120			Width of Sidewalk on Minor-street W_a	10
Minor-street red phase, R_{rd}	53			Width of Sidewalk on Major-street W_b	20
Major-street red phase, R_{rd}	79			Radius of Corner	12
Minor-street effective green, g_i	67			Width of Minor-street L_c	35
Major-street effective green, g_i	41			Width of Major-street L_d	60
	Flow, p/15-min	Flow, p/15min * 1/60 = p/s	Flow, p/s*C	Minor-street crosswalk Inbound	104
v_{ci}	104	0.12	14	Major-street crosswalk Inbound	89
v_{co}	50	0.06	7	Minor-street crosswalk Outbound	50
v_{di}	89	0.10	12	Major-street crosswalk Outbound	18
v_{do}	18	0.02	2	Corner pedestrian cross traffic	23
$v_{a,b}$	23	0.03	3	Minor-street crosswalk width W_c	12
v_{tot}	284	0.32	38	Major-street crosswalk width W_d	13

Street Corner Time-Space Analysis	
Total time-space, TS (ft^2-s) $TS = C(W_aW_b - 0.215R^2)$	20284.8
Time spent by pedestrians crossing major street, Q_{tdc} (p-s) $Q_{tdc} = v_{do} R_{rd}^2/2C$	23.40833
Time spent by pedestrians crossing minor street, Q_{tco} (p-s) $Q_{tco} = v_{co} R_{rd}^2/2C$	182.03
Total time-space available, TS_c (ft^2-s), $TS_c = TS - [5(Q_{tco} + Q_{tco})]$	19257.61
Circulation area per pedestrian, M (ft^2/p), $M = TS_c/4v_{tot}$	126.7
LOS (Exhibit 18-3)	A
LOS - Platoon (Exhibit 18-4)	B

Crosswalk Time-Space Analysis		
Average Pedestrian Delay at Signalized Intersections	**Crosswalk D**	**Crosswalk C**
Average delay, d_p (s), $d_p = 0.5(C-g)^2/C$	26.00	11.70
LOS at signalized intersection (Exhibit 18-9)	C	B
Number of pedestrians arriving during Don't Walk or red indication,[1] N_{ped} (p)	1.32	3.09
Average pedestrian walking speed, S_p (ft/s)	4.0	4.0
Total crossing time,[2] t (s)	18.4	12.8
Total time-space, TS (ft^2-s), $TS = LW(WALK + FDW - L/2S_p)$	26130	26302.5
Total crosswalk occupancy time, T (p-s) $T = (v_i + v_o)t$	257	268
Number of conflicting right-turning vehicles, N_{tv} (veh)	4.9	0.0
Time-space of right-turning vehicles, TS_{tv} (ft^2-s), $TS_{tv} = 40N_{tv}W_E$	2548	0
Effective time-space, TS_E (ft^2-s), $TS_E = TS - TS_{tv}$	23582	26302.5
Circulation area per pedestrian, M (ft^2/p), $M = TS_E/T$	91.7	98.0
LOS (Exhibit 18-3)	A	A
LOS - Platoon (Exhibit 18-4)	B	B

Notes

1. Number of people in the subject movement who arrive before the WALK or concurrent green indication and exit the curb during the WALK or concurrent green indication. $N_{ped} = v_{co}$ or v_{do} (C-G)/C

2. If W > 10 ft, $t = 3.2 + L/S_p + (2.7 N_{ped}/W)$; but if W <= 10 ft, $t = 3.2 + L/S_p + (0.27 N_{ped})$

PEDESTRIANS AT SIGNALIZED INTERSECTIONS WORKSHEET

General Information		Site Information	
Analyst	C.	Intersection/Corner	NW corner of York Ave and 70th St
Company	Ethan Eldon Assoc.	Peak Hour	AM
Date Performed	5/23/2007 13:48	Analysis Year	2010
Analysis Period	Peak 15-min.	Conditions	No-Build

Inputs				Geometric Inputs	
Cycle length, C		120		Width of Sidewalk on Minor-street W_a	10
Minor-street red phase, R_{mi}		53		Width of Sidewalk on Major-street W_b	20
Major-street red phase, R_{mj}		79		Radius of Corner	12
Minor-street effective green, g_i		67		Width of Minor-street L_c	35
Major-street effective green, g_j		41		Width of Major-street L_d	60
	Flow, p/15-min	Flow, p/15min * 1/60 = p/s	Flow, p/s*C	Minor-street crosswalk Inbound	64
v_{ci}	64	0.07	9	Major-street crosswalk Inbound	38
v_{co}	93	0.10	12	Minor-street crosswalk Outbound	93
v_{di}	38	0.04	5	Major-street crosswalk Outbound	86
v_{do}	86	0.10	11	Corner pedestrian cross traffic	64
$v_{a,b}$	64	0.07	9	Minor-street crosswalk width W_c	12
v_{tot}	345	0.38	46	Major-street crosswalk width W_d	10

Street Corner Time-Space Analysis	
Total time-space, TS (ft^2-s) TS = $C(W_aW_b - 0.215R^2)$	20284.8
Time spent by pedestrians crossing major street, Q_{tdo} (p-s) $Q_{tdo} = v_{do} R_{mi}^2/2C$	128.7458
Time spent by pedestrians crossing minor street, Q_{tco} (p-s) $Q_{tco} = v_{co} R_{mi}^2/2C$	312.05
Total time-space available, TS_c (ft^2-s), $TS_c = TS - [5(Q_{tdo} + Q_{tco})]$	18080.82
Circulation area per pedestrian, M (ft^2/p), $M = TS_c/4v_{co}$	98.3
LOS (Exhibit 18-3)	A
LOS - Platoon (Exhibit 18-4)	B

Crosswalk Time-Space Analysis		
Average Pedestrian Delay at Signalized Intersections	**Crosswalk D**	**Crosswalk C**
Average delay, d_p (s), $d_p = 0.5(C-g)^2/C$	26.00	11.70
LOS at signalized intersection (Exhibit 18-9)	C	B
Number of pedestrians arriving during Don't Walk or red indication,[1] N_{ped} (p)	7.24	5.30
Average pedestrian walking speed, S_p (ft/s)	4.0	4.0
Total crossing time,[2] t (s)	20.2	13.4
Total time-space, TS (ft^2-s), TS = LW(WALK + FDW - L/2S_p)	20100	26302.5
Total crosswalk occupancy time, T (p-s) $T = (v_i + v_o)t$	322	281
Number of conflicting right-turning vehicles, N_{tv} (veh)	**6.5**	**0.0**
Time-space of right-turning vehicles, TS_{tv} (ft^2-s), $TS_{tv} = 40N_{tv}W_E$	2600	0
Effective time-space, TS_E (ft^2-s), $TS_E = TS - TS_{tv}$	17500	26302.5
Circulation area per pedestrian, M (ft^2/p), $M = TS_E/T$	54.3	93.6
LOS (Exhibit 18-3)	B	A
LOS - Platoon (Exhibit 18-4)	C	B

Notes

1. Number of people in the subject movement who arrive before the WALK or concurrent green indication and exit the curb during the WALK or concurrent green indication. $N_{ped} = v_{co}$ or v_{do} (C-G)/C

2. If W > 10 ft, $t = 3.2 + L/S_p + (2.7 N_{ped}/W)$; but if W <= 10 ft, $t = 3.2 + L/S_p + (0.27 N_{ped})$

PEDESTRIANS AT SIGNALIZED INTERSECTIONS WORKSHEET

General Information		Site Information	
Analyst	C.	Intersection/Corner	NW corner of York Ave and 70th St
Company	Ethan Eldon Assoc	Peak Hour	Midday
Date Performed	5/23/2007 13:48	Analysis Year	2010
Analysis Period	Peak 15-min.	Conditions	No-Build

Inputs				Geometric Inputs	
Cycle length, C		120		Width of Sidewalk on Minor-street W_a	10
Minor-street red phase, R_{mi}		53		Width of Sidewalk on Major-street W_b	20
Major-street red phase, R_{mi}		79		Radius of Corner	12
Minor-street effective green, g_i		67		Width of Minor-street L_c	35
Major-street effective green, g_i		41		Width of Major-street L_d	60
	Flow, p/15-min	Flow, p/15min * 1/60 = p/s	Flow, p/s*C	Minor-street crosswalk Inbound	50
v_{ci}	50	0.06	7	Major-street crosswalk Inbound	87
v_{co}	72	0.08	10	Minor-street crosswalk Outbound	72
v_{di}	87	0.10	12	Major-street crosswalk Outbound	66
v_{do}	66	0.07	9	Corner pedestrian cross traffic	87
$v_{a,b}$	87	0.10	12	Minor-street crosswalk width W_c	12
v_{tot}	362	0.40	50	Major-street crosswalk width W_d	10

Street Corner Time-Space Analysis	
Total time-space, TS (ft^2-s) TS = $C(W_aW_b - 0.215R^2)$	20284.8
Time spent by pedestrians crossing major street, Q_{tdo} (p-s) $Q_{tdo} = v_{do} R_{mi}^2/2C$	105.3375
Time spent by pedestrians crossing minor street, Q_{tco} (p-s) $Q_{tco} = v_{co} R_{mi}^2/2C$	260.04
Total time-space available, TS_c (ft^2-s), $TS_c = TS - [5(Q_{tdo} + Q_{tco})]$	18457.9
Circulation area per pedestrian, M (ft^2/p), $M = TS_c/4v_{tot}$	92.3
LOS (Exhibit 18-3)	A
LOS - Platoon (Exhibit 18-4)	B

Crosswalk Time-Space Analysis		
Average Pedestrian Delay at Signalized Intersections	**Crosswalk D**	**Crosswalk C**
Average delay, d_p (s), $d_p = 0.5(C-g)^2/C$	26.00	11.70
LOS at signalized intersection (Exhibit 18-9)	C	B
Number of pedestrians arriving during Don't Walk or red indication,[1] N_{ped} (p)	5.93	4.42
Average pedestrian walking speed, S_p (ft/s)	4.0	4.0
Total crossing time,[2] t (s)	19.6	13.1
Total time-space, TS (ft^2-s), TS = LW(WALK + FDW - $L/2S_p$)	20100	26302.5
Total crosswalk occupancy time, T (p-s) $T = (v_i + v_o)t$	416	223
Number of conflicting right-turning vehicles, N_{rv} (veh)	4.0	0.0
Time-space of right-turning vehicles, TS_{rv} (ft^2-s), $TS_{rv} = 40N_{rv}W_E$	1600	0
Effective time-space, TS_E (ft^2-s), $TS_E = TS - TS_{rv}$	18500	26302.5
Circulation area per pedestrian, M (ft^2/p), $M = TS_E/T$	44.5	117.7
LOS (Exhibit 18-3)	B	A
LOS - Platoon (Exhibit 18-4)	C	B

Notes

1. Number of people in the subject movement who arrive before the WALK or concurrent green indication and exit the curb during the WALK or concurrent green indication. $N_{ped} = v_{co}$ or v_{do} (C-G)/C

2. If W > 10 ft, $t = 3.2 + L/S_p + (2.7 N_{ped}/W)$; but if W <= 10 ft, $t = 3.2 + L/S_p + (0.27 N_{ped})$

PEDESTRIANS AT SIGNALIZED INTERSECTIONS WORKSHEET

General Information		Site Information	
Analyst	C	Intersection/Corner	NW corner of York Ave and 70th St
Company	Ethan Edon Assoc.	Peak Hour	PM
Date Performed	5/23/2007 13:48	Analysis Year	2010
Analysis Period	Peak 15-min.	Conditions	No-Build

Inputs				Geometric Inputs	
Cycle length, C		120		Width of Sidewalk on Minor-street W_a	10
Minor-street red phase, R_{mi}		53		Width of Sidewalk on Major-street W_b	20
Major-street red phase, R_{mi}		79		Radius of Corner	12
Minor-street effective green, g_i		67		Width of Minor-street L_c	35
Major-street effective green, g_j		41		Width of Major-street L_d	60
	Flow, p/15-min	Flow, p/15min * 1/60 = p/s	Flow, p/s*C	Minor-street crosswalk Inbound	50
v_{ci}	50	0.06	7	Major-street crosswalk Inbound	139
v_{co}	104	0.12	14	Minor-street crosswalk Outbound	104
v_{di}	139	0.15	19	Major-street crosswalk Outbound	40
v_{do}	40	0.04	5	Corner pedestrian cross traffic	44
$v_{a,b}$	44	0.05	6	Minor-street crosswalk width W_c	12
v_{tot}	377	0.42	51	Major-street crosswalk width W_d	10

Street Corner Time-Space Analysis	
Total time-space, TS (ft^2-s) TS = $C(W_eW_t - 0.215R^2)$	20284.8
Time spent by pedestrians crossing major street, Q_{tdo} (p-s) $Q_{tdo} = v_{do} R_{mi}^2/2C$	58.52083
Time spent by pedestrians crossing minor street, Q_{tco} (p-s) $Q_{tco} = v_{co} R_{mi}^2/2C$	364.06
Total time-space available, TS_c (ft^2-s), $TS_c = TS - [5(Q_{tdo} + Q_{tco})]$	18171.9
Circulation area per pedestrian, M (ft^2/p), $M = TS_c/\Sigma v_{tot}$	89.1
LOS (Exhibit 18-3)	A
LOS - Platoon (Exhibit 18-4)	C

Crosswalk Time-Space Analysis		
Average Pedestrian Delay at Signalized Intersections	**Crosswalk D**	**Crosswalk C**
Average delay, d_p (s), $d_p = 0.5(C-g)^2/C$	26.00	11.70
LOS at signalized intersection (Exhibit 18-9)	C	B
Number of pedestrians arriving during Don't Walk or red indication,[1] N_{ped} (p)	3.29	6.18
Average pedestrian walking speed, S_p (ft/s)	4.0	4.0
Total crossing time,[2] t (s)	19.1	13.6
Total time-space, TS (ft^2-s), TS = LW(WALK + FDW - $L/2S_p$)	20100	26302.5
Total crosswalk occupancy time, T (p-s) $T = (v_i + v_o)t$	458	286
Number of conflicting right-turning vehicles, N_{rv} (veh)	5.7	**0.0**
Time-space of right-turning vehicles, TS_{rv} (ft^2-s), $TS_{rv} = 40N_{rv}W_E$	2280	0
Effective time-space, TS_E (ft^2-s), $TS_E = TS - TS_{rv}$	17820	26302.5
Circulation area per pedestrian, M (ft^2/p), $M = TS_E/T$	38.9	92.0
LOS (Exhibit 18-3)	C	A
LOS - Platoon (Exhibit 18-4)	D	B

Notes

1. Number of people in the subject movement who arrive before the WALK or concurrent green indication and exit the curb during the WALK or concurrent green indication. $N_{ped} = v_{co}$ or v_{do} (C-G)/C

2. If W > 10 ft, $t = 3.2 + L/S_p + (2.7 N_{ped}/W)$; but if W <= 10 ft, $t = 3.2 + L/S_p + (0.27 N_{ped})$

PEDESTRIANS WORKSHEET

HSS No-Build Conditions

General Information		Site Information	
Analyst	C.	Intersection/Corner	East sidewalk on York Ave
Company	Ethan Eldon Assoc.		between 71st & 72nd Sts.
Date Performed	10/31/2007 14:12	Analysis Year	2010
Analysis Period	Peak 15-min	Conditions	No-Build

Walkways and Sidewalk Pedestrian Facilities

	AM	Midday	PM	
Total width of crosswalks, W_T (ft)	**20**	**20**	**20**	
Sum of obstructions width and/or shy distances,[1] W_o (ft)	4	4	4	
Effective crosswalk width, W_E (ft), $W_E = W_T - W_O$	16	16	16	
Peak 15-min flow rate (both directions), V_{15} (p/15-min)	**108**	**104**	**93**	
Pedestrian unit flow rate, v_p (p/min/ft), $v_p = v_{15}/(15*W_E)$	0.45	0.43	0.39	
LOS (Exhibit 18-3)	*A*	*A*	*A*	
LOS Platoon (Exhibits 18-4)	*A*	*A*	*A*	

Notes

1. Inclues curb width, street furniture, window shops, building protrusions, inside clearance, and all other field-observed obstructions

General Information		Site Information	
Analyst	C.	Intersection/Corner	North sidewalk on 71st Street
Company	Ethan Eldon Assoc.		between York Av & FDR
Date Performed	10/31/2007 14:12	Analysis Year	2010
Analysis Period	Peak 15-min.	Conditions	No-Build

Walkways and Sidewalk Pedestrian Facilities

	AM	Midday	PM	
Total width of crosswalks, W_T (ft)	12	12	12	
Sum of obstructions width and/or shy distances,[1] W_o (ft)	4	4	4	
Effective crosswalk width, W_E (ft), $W_E = W_T - W_O$	8	8	8	
Peak 15-min flow rate (both directions), V_{15} (p/15-min)	42	54	76	
Pedestrian unit flow rate, v_p (p/min/ft), $v_p = v_{15}/(15*W_E)$	0.35	0.45	0.63	
LOS (Exhibit 18-3)	A	A	A	
LOS Platoon (Exhibits 18-4)	A	A	B	

Notes

1. Inclues curb width, street furniture, window shops, building protrusions, inside clearance, and all other field-observed obstructions

General Information		Site Information	
Analyst	C.	Intersection/Corner	South sidewalk on 71st Street
Company	Ethan Eldon Assoc.		between York Av & FDR
Date Performed	10/31/2007 14:12	Analysis Year	2010
Analysis Period	Peak 15-min.	Conditions	No-Build

Walkways and Sidewalk Pedestrian Facilities

	AM	Midday	PM	
Total width of crosswalks, W_T (ft)	12	12	12	
Sum of obstructions width and/or shy distances,[1] W_o (ft)	4	4	4	
Effective crosswalk width, W_E (ft), $W_E = W_T - W_O$	8	8	8	
Peak 15-min flow rate (both directions), V_{15} (p/15-min)	16	10	2	
Pedestrian unit flow rate, v_p (p/min/ft), $v_p = v_{15}/(15*W_E)$	0.13	0.08	0.02	
LOS (Exhibit 18-3)	A	A	A	
LOS Platoon (Exhibits 18-4)	A	A	A	

Notes

1. Inclues curb width, street furniture, window shops, building protrusions, inside clearance, and all other field-observed obstructions

General Information		Site Information	
Analyst	C.	Intersection/Corner	East sidewalk on York Ave
Company	Ethan Eldon Assoc.		between 71st & 70th Sts.
Date Performed	10/31/2007 14:12	Analysis Year	2010
Analysis Period	Peak 15-min.	Conditions	No-Build

Walkways and Sidewalk Pedestrian Facilities	AM	Midday	PM
Total width of crosswalks, W_T (ft)	20	20	20
Sum of obstructions width and/or shy distances,[1] W_o (ft)	4	4	4
Effective crosswalk width, W_E (ft), $W_E = W_T - W_O$	16	16	16
Peak 15-min flow rate (both directions), V_{15} (p/15-min)	122	118	103
Pedestrian unit flow rate, v_p (p/min/ft), $v_p = v_{15}/(15*W_E)$	0.51	0.49	0.43
LOS (Exhibit 18-3)	A	A	A
LOS Platoon (Exhibits 18-4)	B	A	A

Notes

1. Inclues curb width, street furniture, window shops, building protrusions, inside clearance, and all other field-observed obstructions

PEDESTRIANS WORKSHEET HSS No-Build Conditions

General Information		Site Information	
Analyst	C.	Intersection/Corner	West sidewalk on York Ave
Company	Ethan Eldon Assoc.		between 71st & 70th Sts.
Date Performed	10/31/2007 14:12	Analysis Year	2010
Analysis Period	Peak 15-min.	Conditions	No-Build

Walkways and Sidewalk Pedestrian Facilities

	AM	Midday	PM	
Total width of crosswalks, W_T (ft)	20	20	20	
Sum of obstructions width and/or shy distances,[1] W_o (ft)	4	4	4	
Effective crosswalk width, W_E (ft), $W_E = W_T - W_O$	16	16	16	
Peak 15-min flow rate (both directions), V_{15} (p/15-min)	156	223	141	
Pedestrian unit flow rate, v_p (p/min/ft), $v_p = v_{15}/(15*W_E)$	0.65	0.93	0.59	
LOS (Exhibit 18-3)	*A*	*A*	*A*	
LOS Platoon (Exhibits 18-4)	*B*	*B*	*B*	

Notes

1. Inclues curb width, street furniture, window shops, building protrusions, inside clearance, and all other field-observed obstructions

PEDESTRIANS WORKSHEET HSS No-Build Conditions

General Information		Site Information	
Analyst	C.	Intersection/Corner	South sidewalk on 71st Street
Company	Ethan Eldon Assoc.		between York & 1st Aves
Date Performed	10/31/2007 14:12	Analysis Year	2010
Analysis Period	Peak 15-min.	Conditions	No-Build

Walkways and Sidewalk Pedestrian Facilities	AM	Midday	PM	
Total width of crosswalks, W_T (ft)	13	13	13	
Sum of obstructions width and/or shy distances,[1] W_o (ft)	4	4	4	
Effective crosswalk width, W_E (ft), $W_E = W_T - W_O$	9	9	9	
Peak 15-min flow rate (both directions), V_{15} (p/15-min)	49	108	74	
Pedestrian unit flow rate, v_p (p/min/ft). $v_p = v_{15}/(15*W_E)$	0.36	0.80	0.55	
LOS (Exhibit 18-3)	A	A	A	
LOS Platoon (Exhibits 18-4)	A	B	B	

Notes

1. Inclues curb width, street furniture, window shops, building protrusions, inside clearance, and all other field-observed obstructions

PEDESTRIANS WORKSHEET HSS No-Build Conditions

General Information		Site Information	
Analyst	C.	Intersection/Corner	North sidewalk on 71st Street
Company	Ethan Eldon Assoc.		between York & 1st Aves
Date Performed	10/31/2007 14:12	Analysis Year	2010
Analysis Period	Peak 15-min.	Conditions	No-Build

Walkways and Sidewalk Pedestrian Facilities	AM	Midday	PM	
Total width of crosswalks, W_T (ft)	13	13	13	
Sum of obstructions width and/or shy distances,[1] W_O (ft)	4	4	4	
Effective crosswalk width, W_E (ft), $W_E = W_T - W_O$	9	9	9	
Peak 15-min flow rate (both directions), V_{15} (p/15-min)	40	27	48	
Pedestrian unit flow rate, v_p (p/min/ft), $v_p = v_{15}/(15*W_E)$	0.30	0.20	0.36	
LOS (Exhibit 18-3)	A	A	A	
LOS Platoon (Exhibits 18-4)	A	A	A	

Notes

1. Inclues curb width, street furniture, window shops, building protrusions, inside clearance, and all other field-observed obstructions

General Information		Site Information	
Analyst	C.	Intersection/Corner	West sidewalk on York Ave
Company	Ethan Eldon Assoc.		between 71st & 72nd Sts.
Date Performed	10/31/2007 14:12	Analysis Year	2010
Analysis Period	Peak 15-min.	Conditions	No-Build

Walkways and Sidewalk Pedestrian Facilities

	AM	Midday	PM	
Total width of crosswalks, W_T (ft)	20	20	20	
Sum of obstructions width and/or shy distances,[1] W_o (ft)	4	4	4	
Effective crosswalk width, W_E (ft), $W_E = W_T - W_O$	16	16	16	
Peak 15-min flow rate (both directions), V_{15} (p/15-min)	112	94	111	
Pedestrian unit flow rate, v_p (p/min/ft), $v_p = v_{15}/(15*W_E)$	0.47	0.39	0.46	
LOS (Exhibit 18-3)	A	A	A	
LOS Platoon (Exhibits 18-4)	A	A	A	

Notes

1. Inclues curb width, street furniture, window shops, building protrusions, inside clearance, and all other field-observed obstructions

PEDESTRIANS WORKSHEET HSS No-Build Conditions

General Information		Site Information	
Analyst	C.	Intersection/Corner	East sidewalk on York Ave
Company	Ethan Eldon Assoc.		between 70th & 71st Sts.
Date Performed	10/31/2007 14:16	Analysis Year	2010
Analysis Period	Peak 15-min.	Conditions	No-Build

Walkways and Sidewalk Pedestrian Facilities

	AM	Midday	PM	
Total width of crosswalks, W_T (ft)	20	20	20	
Sum of obstructions width and/or shy distances,[1] W_o (ft)	4	4	4	
Effective crosswalk width, W_E (ft), $W_E = W_T - W_O$	16	16	16	
Peak 15-min flow rate (both directions), V_{15} (p/15-min)	122	118	103	
Pedestrian unit flow rate, v_p (p/min/ft), $v_p = v_{15}/(15*W_E)$	0.51	0.49	0.43	
LOS (Exhibit 18-3)	*A*	*A*	*A*	
LOS Platoon (Exhibits 18-4)	*B*	*A*	*A*	

Notes

1. Inclues curb width, street furniture, window shops, building protrusions, inside clearance, and all other field-observed obstructions

General Information		Site Information	
Analyst	C.	Intersection/Corner	North sidewalk on 70th Street
Company	Ethan Eldon Assoc.		between York Av & FDR
Date Performed	10/31/2007 14:16	Analysis Year	2010
Analysis Period	Peak 15-min.	Conditions	No-Build

Walkways and Sidewalk Pedestrian Facilities	AM	Midday	PM
Total width of crosswalks, W_T (ft)	13	13	13
Sum of obstructions width and/or shy distances,[1] W_o (ft)	4	4	4
Effective crosswalk width, W_E (ft), $W_E = W_T - W_O$	9	9	9
Peak 15-min flow rate (both directions), V_{15} (p/15-min)	94	105	87
Pedestrian unit flow rate, v_p (p/min/ft), $v_p = v_{15}/(15*W_E)$	0.70	0.78	0.64
LOS (Exhibit 18-3)	A	A	A
LOS Platoon (Exhibits 18-4)	B	B	B

Notes

1. Inclues curb width, street furniture, window shops, building protrusions, inside clearance, and all other field-observed obstructions

PEDESTRIANS WORKSHEET HSS No-Build Conditions

General Information		Site Information	
Analyst	C.	Intersection/Corner	South sidewalk on 70th Street
Company	Ethan Eldon Assoc.		between York Av & FDR
Date Performed	10/31/2007 14:16	Analysis Year	2010
Analysis Period	Peak 15-min.	Conditions	No-Build

Walkways and Sidewalk Pedestrian Facilities	AM	Midday	PM	
Total width of crosswalks, W_T (ft)	13	13	13	
Sum of obstructions width and/or shy distances,[1] W_o (ft)	4	4	4	
Effective crosswalk width, W_E (ft), $W_E = W_T - W_O$	9	9	9	
Peak 15-min flow rate (both directions), V_{15} (p/15-min)	86	87	115	
Pedestrian unit flow rate, v_p (p/min/ft), $v_p = v_{15}/(15*W_E)$	0.64	0.64	0.85	
LOS (Exhibit 18-3)	A	A	A	
LOS Platoon (Exhibits 18-4)	B	B	B	

Notes

1. Inclues curb width, street furniture, window shops, building protrusions, inside clearance, and all other field-observed obstructions

General Information		Site Information	
Analyst	C.	Intersection/Corner	East sidewalk on York Ave
Company	Ethan Eldon Assoc.		between 70th & 69th Sts.
Date Performed	10/31/2007 14:16	Analysis Year	2010
Analysis Period	Peak 15-min.	Conditions	No-Build

Walkways and Sidewalk Pedestrian Facilities	AM	Midday	PM	
Total width of crosswalks, W_T (ft)	20	20	20	
Sum of obstructions width and/or shy distances,[1] W_o (ft)	4	4	4	
Effective crosswalk width, W_E (ft), $W_E = W_T - W_O$	16	16	16	
Peak 15-min flow rate (both directions), V_{15} (p/15-min)	153	140	199	
Pedestrian unit flow rate, v_p (p/min/ft), $v_p = v_{15}/(15*W_E)$	0.64	0.58	0.83	
LOS (Exhibit 18-3)	*A*	*A*	*A*	
LOS Platoon (Exhibits 18-4)	*B*	*B*	*B*	

Notes

1. Inclues curb width, street furniture, window shops, building protrusions, inside clearance, and all other fie o-observed obstructions

PEDESTRIANS WORKSHEET

HSS No-Build Conditions

General Information		Site Information	
Analyst	C.	Intersection/Corner	West sidewalk on York Ave
Company	Ethan Eldon Assoc.		between 70th & 69th Sts.
Date Performed	10/31/2007 14:16	Analysis Year	2010
Analysis Period	Peak 15-min.	Conditions	No-Build

Walkways and Sidewalk Pedestrian Facilities

	AM	Midday	PM	
Total width of crosswalks, W_T (ft)	20	20	20	
Sum of obstructions width and/or shy distances,[1] W_O (ft)	4	4	4	
Effective crosswalk width, W_E (ft), $W_E = W_T - W_O$	16	16	16	
Peak 15-min flow rate (both directions), V_{15} (p/15-min)	142	94	124	
Pedestrian unit flow rate, v_p (p/min/ft), $v_p = v_{15}/(15*W_E)$	0.59	0.39	0.52	
LOS (Exhibit 18-3)	*A*	*A*	*A*	
LOS Platoon (Exhibits 18-4)	*B*	*A*	*B*	

Notes

1. Inclues curb width, street furniture, window shops, building protrusions, inside clearance, and all other field-observed obstructions

General Information		Site Information	
Analyst	C.	Intersection/Corner	South sidewalk on 70th Street
Company	Ethan Eldon Assoc.		between York & 1st Aves
Date Performed	10/31/2007 14:16	Analysis Year	2010
Analysis Period	Peak 15-min.	Conditions	No-Build

Walkways and Sidewalk Pedestrian Facilities

	AM	Midday	PM
Total width of crosswalks, W_T (ft)	10	10	10
Sum of obstructions width and/or shy distances,[1] W_O (ft)	4	4	4
Effective crosswalk width, W_E (ft), $W_E = W_T - W_O$	6	6	6
Peak 15-min flow rate (both directions), V_{15} (p/15-min)	70	132	59
Pedestrian unit flow rate, v_p (p/min/ft), $v_p = v_{15}/(15*W_E)$	0.78	1.47	0.66
LOS (Exhibit 18-3)	A	A	A
LOS Platoon (Exhibits 18-4)	B	B	B

Notes

1. Inclues curb width, street furniture, window shops, building protrusions, inside clearance, and all other field-observed obstructions

PEDESTRIANS WORKSHEET

HSS No-Build Conditions

General Information		Site Information	
Analyst	C.	Intersection/Corner	North sidewalk on 70th Street
Company	Ethan Eldon Assoc.		between York & 1st Aves
Date Performed	10/31/2007 14:16	Analysis Year	2010
Analysis Period	Peak 15-min.	Conditions	No-Build

Walkways and Sidewalk Pedestrian Facilities	AM	Midday	PM	
Total width of crosswalks, W_T (ft)	10	10	10	
Sum of obstructions width and/or shy distances,[1] W_o (ft)	4	4	4	
Effective crosswalk width, W_E (ft), $W_E = W_T - W_O$	6	6	6	
Peak 15-min flow rate (both directions), V_{15} (p/15-min)	212	263	212	
Pedestrian unit flow rate, v_p (p/min/ft), $v_p = v_{15}/(15*W_E)$	2.36	2.92	2.36	
LOS (Exhibit 18-3)	A	A	A	
LOS Platoon (Exhibits 18-4)	B	B	B	

Notes

1. Inclues curb width, street furniture, window shops, building protrusions, inside clearance, and all other field-observed obstructions

General Information		Site Information	
Analyst	C.	Intersection/Corner	West sidewalk on York Ave
Company	Ethan Eldon Assoc.		between 70th & 71st Sts.
Date Performed	10/31/2007 14:16	Analysis Year	2010
Analysis Period	Peak 15-min.	Conditions	No-Build

Walkways and Sidewalk Pedestrian Facilities	AM	Midday	PM	
Total width of crosswalks, W_T (ft)	20	20	20	
Sum of obstructions width and/or shy distances,[1] W_o (ft)	4	4	4	
Effective crosswalk width, W_E (ft), $W_E = W_T - W_O$	16	16	16	
Peak 15-min flow rate (both directions), V_{15} (p/15-min)	156	223	141	
Pedestrian unit flow rate, v_p (p/min/ft), $v_p = v_{15}/(15*W_E)$	0.65	0.93	0.59	
LOS (Exhibit 18-3)	A	A	A	
LOS Platoon (Exhibits 18-4)	B	B	B	

Notes

1. Inclues curb width, street furniture, window shops, building protrusions, inside clearance, and all other field-observed obstructions

PEDESTRIANS AT SIGNALIZED INTERSECTIONS WORKSHEET

General Information		Site Information	
Analyst	C.	Intersection/Corner	NE corner of York Ave and 71st St
Company	Ethan Eldon Assoc.	Peak Hour	AM
Date Performed	11/1/2007 10:01	Analysis Year	2010
Analysis Period	Peak 15-min.	Conditions	Build

Inputs				Geometric Inputs	
Cycle length, C		120		Width of Sidewalk on Minor-street W_a	12
Minor-street red phase, R_{mi}		59		Width of Sidewalk on Major-street W_b	20
Major-street red phase, R_{mi}		73		Radius of Corner	12
Minor-street effective green, g_i		61		Width of Minor-street L_c	33
Major-street effective green, g_j		47		Width of Major-street L_d	60
	Flow, p/15-min	Flow, p/15min * 1/60 = p/s	Flow, p/s*C	Minor-street crosswalk Inbound	49
v_{ci}	49	0.05	7	Major-street crosswalk Inbound	89
v_{co}	69	0.08	9	Minor-street crosswalk Outbound	69
v_{di}	89	0.10	12	Major-street crosswalk Outbound	40
v_{do}	40	0.04	5	Corner pedestrian cross traffic	22
$v_{a,b}$	22	0.02	3	Minor-street crosswalk width W_c	16
v_{tot}	269	0.30	36	Major-street crosswalk width W_d	13

Street Corner Time-Space Analysis	
Total time-space, TS (ft^2-s) $TS = C(W_aW_b - 0.215R^2)$	25084.8
Time spent by pedestrians crossing major street, Q_{tdo} (p-s) $Q_{tdo} = v_{do} R_{mi}^2/2C$	72.52083
Time spent by pedestrians crossing minor street, Q_{tco} (p-s) $Q_{tco} = v_{co} R_{mi}^2/2C$	199.84
Total time-space available, TS_c (ft^2-s), $TS_c = TS - [5(Q_{tdo} + Q_{tco})]$	23723.01
Circulation area per pedestrian, M (ft^2/p), $M = TS_c/4v_{tot}$	164.7
LOS (Exhibit 18-3)	A
LOS - Platoon (Exhibit 18-4)	B

Crosswalk Time-Space Analysis		
Average Pedestrian Delay at Signalized Intersections	**Crosswalk D**	**Crosswalk C**
Average delay, d_p (s), $d_p = 0.5(C-g)^2/C$	22.20	14.50
LOS at signalized intersection (Exhibit 18-9)	C	B
Number of pedestrians arriving during Don't Walk or red indication,[1] N_{ped} (p)	3.04	4.43
Average pedestrian walking speed, S_p (ft/s)	4.0	4.0
Total crossing time,[2] t (s)	18.6	12.4
Total time-space, TS (ft^2-s), $TS = LW(WALK + FDW - L/2S_p)$	30810	30030
Total crosswalk occupancy time, T (p-s) $T = (v_i + v_o)t$	316	199
Number of conflicting right-turning vehicles, N_{tv} (veh)	**5.0**	**0.2**
Time-space of right-turning vehicles, TS_{tv} (ft^2-s), $TS_{tv} = 40N_{tv}W_E$	2600	128
Effective time-space, TS_E (ft^2-s), $TS_E = TS - TS_{tv}$	28210	29902
Circulation area per pedestrian, M (ft^2/p), $M = TS_E/T$	89.2	150.2
LOS (Exhibit 18-3)	A	A
LOS - Platoon (Exhibit 18-4)	C	B

Notes

1. Number of people in the subject movement who arrive before the WALK or concurrent green indication and exit the curb during the WALK or concurrent green indication. $N_{ped} = v_{co}$ or v_{do} (C-G)/C

2. If W > 10 ft, $t = 3.2 + L/S_p + (2.7 N_{ped}/W)$; but if W <= 10 ft, $t = 3.2 + L/S_p + (0.27 N_{ped})$

PEDESTRIANS AT SIGNALIZED INTERSECTIONS WORKSHEET

General Information		Site Information	
Analyst	C	Intersection/Corner	NE corner of York Ave and 71st St
Company	Ethan Eldon Assoc.	Peak Hour	Midday
Date Performed	11/1/2007 10:01	Analysis Year	2010
Analysis Period	Peak 15-min.	Conditions	Build

Inputs				Geometric Inputs	
Cycle length, C	120			Width of Sidewalk on Minor-street W_a	12
Minor-street red phase, R_{mi}	59			Width of Sidewalk on Major-street W_b	20
Major-street red phase, R_{mi}	73			Radius of Corner	12
Minor-street effective green, g_i	61			Width of Minor-street L_c	33
Major-street effective green, g_i	47			Width of Major-street L_d	60
	Flow, p/15-min	Flow, p/15min * 1/60 = p/s	Flow, p/s*C	Minor-street crosswalk Inbound	48
v_{ci}	48	0.05	6	Major-street crosswalk Inbound	64
v_{co}	47	0.05	6	Minor-street crosswalk Outbound	47
v_{di}	64	0.07	9	Major-street crosswalk Outbound	56
v_{do}	56	0.06	7	Corner pedestrian cross traffic	25
$v_{a,b}$	25	0.03	3	Minor-street crosswalk width W_c	16
v_{tot}	240	0.27	31	Major-street crosswalk width W_d	13

Street Corner Time-Space Analysis	
Total time-space, TS (ft^2-s) $TS = C(W_aW_b - 0.215R^2)$	25084.8
Time spent by pedestrians crossing major street, Q_{tco} (p-s) $Q_{tdo} = v_{do}R_{mi}^2/2C$	101.5292
Time spent by pedestrians crossing minor street, Q_{tco} (p-s) $Q_{tco} = v_{co}R_{mi}^2/2C$	133.23
Total time-space available, TS_c (ft^2-s), $TS_c = TS - [5(Q_{tdo} + Q_{tco})]$	23911.03
Circulation area per pedestrian, M (ft^2/p), $M = TS_c/4v_{tot}$	192.8
LOS (Exhibit 18-3)	A
LOS - Platoon (Exhibit 18-4)	B

Crosswalk Time-Space Analysis		
Average Pedestrian Delay at Signalized Intersections	Crosswalk D	Crosswalk C
Average delay, d_p (s), $d_p = 0.5(C-g)^2/C$	22.20	14.50
LOS at signalized intersection (Exhibit 18-9)	C	B
Number of pedestrians arriving during Don't Walk or red indication,[1] N_{ped} (p)	4.26	2.95
Average pedestrian walking speed, S_p (ft/s)	4.0	4.0
Total crossing time,[2] t (s)	18.8	12.1
Total time-space, TS (ft^2-s), $TS = LW(WALK + FDW - L/2S_p)$	30810	30030
Total crosswalk occupancy time, T (p-s) $T = (v_i + v_o)t$	300	145
Number of conflicting right-turning vehicles, N_{tv} (veh)	5.3	0.2
Time-space of right-turning vehicles, TS_{tv} (ft^2-s), $TS_{tv} = 40N_{tv}W_E$	2756	128
Effective time-space, TS_E (ft^2-s), $TS_E = TS - TS_{tv}$	28054	29902
Circulation area per pedestrian, M (ft^2/p), $M = TS_E/T$	93.4	205.7
LOS (Exhibit 18-3)	A	A
LOS - Platoon (Exhibit 18-4)	B	B

Notes

1. Number of people in the subject movement who arrive before the WALK or concurrent green indication and exit the curb during the WALK or concurrent green indication. $N_{ped} = v_{co}$ or v_{do} (C-G)/C

2. If W > 10 ft, $t = 3.2 + L/S_p + (2.7\ N_{ped}/W)$; but if W <= 10 ft, $t = 3.2 + L/S_p + (0.27\ N_{ped})$

PEDESTRIANS AT SIGNALIZED INTERSECTIONS WORKSHEET

General Information		Site Information	
Analyst	C.	Intersection/Corner	NE corner of York Ave and 71st St
Company	Ethan Eldon Assoc.	Peak Hour	PM
Date Performed	11/1/2007 10:01	Analysis Year	2010
Analysis Period	Peak 15-min.	Conditions	Build

Inputs				Geometric Inputs	
Cycle length, C	120			Width of Sidewalk on Minor-street W_a	12
Minor-street red phase, R_{mi}	59			Width of Sidewalk on Major-street W_b	20
Major-street red phase, R_{mi}	73			Radius of Corner	12
Minor-street effective green, g_i	61			Width of Minor-street L_c	33
Major-street effective green, g_i	47			Width of Major-street L_d	60
	Flow, p/15-min	Flow, p/15min * 1/60 = p/s	Flow, p/s*C	Minor-street crosswalk Inbound	52
v_{ci}	52	0.06	7	Major-street crosswalk Inbound	25
v_{co}	53	0.06	7	Minor-street crosswalk Outbound	53
v_{di}	25	0.03	3	Major-street crosswalk Outbound	74
v_{do}	74	0.08	10	Corner pedestrian cross traffic	21
$v_{a\,b}$	21	0.02	3	Minor-street crosswalk width W_c	16
v_{tot}	225	0.25	30	Major-street crosswalk width W_d	13

Street Corner Time-Space Analysis	
Total time-space, TS (ft^2-s) TS = $C(W_aW_b - 0.215R^2)$	25084.8
Time spent by pedestrians crossing major street, Q_{tdo} (p-s) $Q_{tdo} = v_{do} R_{mi}^2/2C$	145.0417
Time spent by pedestrians crossing minor street, Q_{tco} (p-s) $Q_{tco} = v_{co} R_{mi}^2/2C$	155.43
Total time-space available, TS_c (ft^2-s), $TS_c = TS - [5(Q_{tdo} + Q_{tco})]$	23582.45
Circulation area per pedestrian, M (ft^2/p), $M = TS_c/4v_{tot}$	196.5
LOS (Exhibit 18-3)	A
LOS - Platoon (Exhibit 18-4)	B

Crosswalk Time-Space Analysis		
Average Pedestrian Delay at Signalized Intersections	**Crosswalk D**	**Crosswalk C**
Average delay, d_p (s), $d_p = 0.5(C-g)^2/C$	22.20	14.50
LOS at signalized intersection (Exhibit 18-9)	C	B
Number of pedestrians arriving during Don't Walk or red indication,[1] N_{ped} (p)	6.08	3.44
Average pedestrian walking speed, S_p (ft/s)	4.0	4.0
Total crossing time,[2] t (s)	19.0	12.2
Total time-space, TS (ft^2-s), TS = LW(WALK + FDW - $L/2S_p$)	30810	30030
Total crosswalk occupancy time, T (p-s) $T = (v_i + v_o)t$	247	171
Number of conflicting right-turning vehicles, N_{tv} (veh)	4.4	0.1
Time-space of right-turning vehicles, TS_{tv} (ft^2-s), $TS_{tv} = 40N_{tv}W_E$	2288	64
Effective time-space, TS_E (ft^2-s), $TS_E = TS - TS_{tv}$	28522	29966
Circulation area per pedestrian, M (ft^2/p), $M = TS_E/T$	115.3	175.1
LOS (Exhibit 18-3)	A	A
LOS - Platoon (Exhibit 18-4)	B	B

Notes

1. Number of people in the subject movement who arrive before the WALK or concurrent green indication and exit the curb during the WALK or concurrent green indication. $N_{ped} = v_{co}$ or v_{do} (C-G)/C

2. If W > 10 ft, $t = 3.2 + L/S_p + (2.7\ N_{ped}/W)$; but if W <= 10 ft, $t = 3.2 + L/S_p + (0.27\ N_{ped})$

PEDESTRIANS AT SIGNALIZED INTERSECTIONS WORKSHEET

General Information		Site Information	
Analyst	C.	Intersection/Corner	SE corner of York Ave and 71st St
Company	Ethan Eldon Assoc.	Peak Hour	AM
Date Performed	11/1/2007 10:01	Analysis Year	2010
Analysis Period	Peak 15-min.	Conditions	Build

Inputs				Geometric Inputs	
Cycle length, C	120			Width of Sidewalk on Minor-street W_a	12
Minor-street red phase, R_{mi}	59			Width of Sidewalk on Major-street W_b	20
Major-street red phase, R_{mi}	73			Radius of Corner	12
Minor-street effective green, g_i	61			Width of Minor-street L_c	33
Major-street effective green, g_i	47			Width of Major-street L_c	60
	Flow, p/15-min	Flow, p/15min * 1/60 = p/s	Flow, p/s*C	Minor-street crosswalk Inbound	69
v_{ci}	69	0.08	9	Major-street crosswalk Inbound	63
v_{co}	49	0.05	7	Minor-street crosswalk Outbound	49
v_{di}	63	0.07	8	Major-street crosswalk Outbound	25
v_{do}	25	0.03	3	Corner pedestrian cross traffic	6
$v_{a,b}$	6	0.01	1	Minor-street crosswalk width W_c	16
v_{tot}	212	0.24	28	Major-street crosswalk width W_c	10

Street Corner Time-Space Analysis	
Total time-space, TS (ft^2-s) TS = $C(W_aW_b - 0.215R^2)$	25084.8
Time spent by pedestrians crossing major street, Q_{tdo} (p-s) $Q_{tdo} = v_{do} R_{mi}^2/2C$	43.5125
Time spent by pedestrians crossing minor street, Q_{tco} (p-s) $Q_{tco} = v_{co} R_{mi}^2/2C$	155.43
Total time-space available, TS_c (ft^2-s) $TS_c = TS - [5(Q_{tdo} + Q_{tco})]$	24090.09
Circulation area per pedestrian, M (ft^2/p), $M = TS_c/4v_{tot}$	215.1
LOS (Exhibit 18-3)	A
LOS - Platoon (Exhibit 18-4)	B

Crosswalk Time-Space Analysis		
Average Pedestrian Delay at Signalized Intersections	Crosswalk D	Crosswalk C
Average delay, d_p (s), $d_p = 0.5(C-g)^2/C$	22.20	14.50
LOS at signalized intersection (Exhibit 18-9)	C	B
Number of pedestrians arriving during Don't Walk or red indication,[1] N_{ped} (p)	1.83	3.44
Average pedestrian walking speed, S_p (ft/s)	4.0	4.0
Total crossing time,[2] t (s)	18.7	12.2
Total time-space, TS (ft^2-s), TS = LW(WALK + FDW - L/2S_p)	23700	30030
Total crosswalk occupancy time, T (p-s) $T = (v_i + v_o)t$	206	196
Number of conflicting right-turning vehicles, N_{tv} (veh)	7.0	0.2
Time-space of right-turning vehicles, TS_{tv} (ft^2-s), $TS_{tv} = 40N_{tv}W_E$	2800	128
Effective time-space, TS_E (ft^2-s), $TS_E = TS - TS_{tv}$	20900	29902
Circulation area per pedestrian, M (ft^2/p), $M = TS_E/T$	101.6	152.9
LOS (Exhibit 18-3)	A	A
LOS - Platoon (Exhibit 18-4)	B	B

Notes

1. Number of people in the subject movement who arrive before the WALK or concurrent green indication and exit the curb during the WALK or concurrent green indication. $N_{ped} = v_{co}$ or v_{do} (C-G)/C

2. If W > 10 ft, $t = 3.2 + L/S_p + (2.7 N_{ped}/W)$; but if W <= 10 ft, $t = 3.2 + L/S_p + (0.27 N_{ped})$

PEDESTRIANS AT SIGNALIZED INTERSECTIONS WORKSHEET

General Information		Site Information	
Analyst	C.	Intersection/Corner	SE corner of York Ave and 71st St
Company	Ethan Eldon Assoc.	Peak Hour	Midday
Date Performed	11/1/2007 10:01	Analysis Year	2010
Analysis Period	Peak 15-min.	Conditions	Build

Inputs				Geometric Inputs	
Cycle length, C		120		Width of Sidewalk on Minor-street W_a	12
Minor-street red phase, R_{mi}		59		Width of Sidewalk on Major-street W_b	20
Major-street red phase, R_{mi}		73		Radius of Corner	12
Minor-street effective green, g_i		61		Width of Minor-street L_c	33
Major-street effective green, g_j		47		Width of Major-street L_d	60
	Flow, p/15-min	Flow, p/15min * 1/60 = p/s	Flow, p/s*C	Minor-street crosswalk Inbound	47
v_{ci}	47	0.05	6	Major-street crosswalk Inbound	59
v_{co}	48	0.05	6	Minor-street crosswalk Outbound	48
v_{di}	59	0.07	8	Major-street crosswalk Outbound	34
v_{do}	34	0.04	5	Corner pedestrian cross traffic	9
$v_{a,b}$	9	0.01	1	Minor-street crosswalk width W_c	16
v_{tot}	197	0.22	26	Major-street crosswalk width W_d	10

Street Corner Time-Space Analysis	
Total time-space, TS (ft^2-s) TS = $C(W_eW_b - 0.215R^2)$	25084.8
Time spent by pedestrians crossing major street, Q_{tdo} (p-s) $Q_{tdo} = v_{do} R_{mi}^2/2C$	72.52083
Time spent by pedestrians crossing minor street, Q_{tco} (p-s) $Q_{tco} = v_{co} R_{mi}^2/2C$	133.23
Total time-space available, TS_c (ft^2-s), $TS_c = TS - [5(Q_{tdo} + Q_{tco})]$	24056.07
Circulation area per pedestrian, M (ft^2/p), $M = TS_c/4v_{tot}$	231.3
LOS (Exhibit 18-3)	A
LOS - Platoon (Exhibit 18-4)	B

Crosswalk Time-Space Analysis		
Average Pedestrian Delay at Signalized Intersections	**Crosswalk D**	**Crosswalk C**
Average delay, d_p (s), $d_p = 0.5(C-g)^2/C$	22.20	14.50
LOS at signalized intersection (Exhibit 18-9)	C	B
Number of pedestrians arriving during Don't Walk or red indication,[1] N_{ped} (p)	3.04	2.95
Average pedestrian walking speed, S_p (ft/s)	4.0	4.0
Total crossing time,[2] t (s)	19.0	12.1
Total time-space, TS (ft^2-s), TS = LW(WALK + FDW - L/$2S_p$)	23700	30030
Total crosswalk occupancy time, T (p-s) $T = (v_i + v_o)t$	247	145
Number of conflicting right-turning vehicles, N_{tv} (veh)	6.5	0.2
Time-space of right-turning vehicles, TS_{tv} (ft^2-s), $TS_{tv} = 40N_{tv}W_E$	2600	128
Effective time-space, TS_E (ft^2-s), $TS_E = TS - TS_{tv}$	21100	29902
Circulation area per pedestrian, M (ft^2/p), $M = TS_E/T$	85.3	205.7
LOS (Exhibit 18-3)	A	A
LOS - Platoon (Exhibit 18-4)	C	B

Notes

1. Number of people in the subject movement who arrive before the WALK or concurrent green indication and exit the curb during the WALK or concurrent green indication. $N_{ped} = v_{co}$ or v_{do} (C-G)/C

2. If W > 10 ft, $t = 3.2 + L/S_p + (2.7 N_{ped}/W)$; but if W <= 10 ft, $t = 3.2 + L/S_p + (0.27 N_{ped})$

PEDESTRIANS AT SIGNALIZED INTERSECTIONS WORKSHEET

General Information		Site Information	
Analyst	C.	Intersection/Corner	SE corner of York Ave and 71st St
Company	Ethan Eldon Assoc.	Peak Hour	PM
Date Performed	11/1/2007 10:01	Analysis Year	2010
Analysis Period	Peak 15-min.	Conditions	Build

Inputs				Geometric Inputs	
Cycle length, C		120		Width of Sidewalk on Minor-street W_a	12
Minor-street red phase, R_{mi}		59		Width of Sidewalk on Major-street W_b	20
Major-street red phase, R_{mi}		73		Radius of Corner	12
Minor-street effective green, g_i		61		Width of Minor-street L_c	33
Major-street effective green, g_i		47		Width of Major-street L_d	60
	Flow, p/15-min	Flow, p/15min * 1/60 = p/s	Flow, p/s*C	Minor-street crosswalk Inbound	53
v_{di}	53	0.06	7	Major-street crosswalk Inbound	28
v_{co}	52	0.06	7	Minor-street crosswalk Outbound	52
v_{di}	28	0.03	4	Major-street crosswalk Outbound	64
v_{do}	64	0.07	9	Corner pedestrian cross traffic	4
$v_{a,b}$	4	0.00	1	Minor-street crosswalk width W_c	16
v_{tot}	201	0.22	28	Major-street crosswalk width W_d	10

Street Corner Time-Space Analysis	
Total time-space, TS (ft^2-s) TS = $C(W_aW_b - 0.215R^2)$	25084.8
Time spent by pedestrians crossing major street, Q_{tdo} (p-s) $Q_{tdc} = v_{do} R_{mi}^2/2C$	130.5375
Time spent by pedestrians crossing minor street, Q_{tco} (p-s) $Q_{tco} = v_{co} R_{mi}^2/2C$	155.43
Total time-space available, TS_c (ft^2-s), $TS_c = TS - [5(Q_{tdc} + Q_{tco})]$	23654.97
Circulation area per pedestrian, M (ft^2/p), $M = TS_c/4v_{tc}$	211.2
LOS (Exhibit 18-3)	A
LOS - Platoon (Exhibit 18-4)	B

Crosswalk Time-Space Analysis		
Average Pedestrian Delay at Signalized Intersections	Crosswalk D	Crosswalk C
Average delay, d_p (s), $d_p = 0.5(C-g)^2/C$	22.20	14.50
LOS at signalized intersection (Exhibit 18-9)	C	B
Number of pedestrians arriving during Don't Walk or red indication,[1] N_{ped} (p)	5.48	3.44
Average pedestrian walking speed, S_p (ft/s)	4.0	4.0
Total crossing time,[2] t (s)	19.7	12.2
Total time-space, TS (ft^2-s), TS = LW(WALK + FDW - L/2S_p)	23700	30030
Total crosswalk occupancy time, T (p-s) $T = (v_i + v_o)t$	256	171
Number of conflicting right-turning vehicles, N_{tv} (veh)	5.5	0.1
Time-space of right-turning vehicles, TS_{tv} (ft^2-s), $TS_{tv} = 40N_{tv}W_E$	2200	64
Effective time-space, TS_E (ft^2-s), $TS_E = TS - TS_{tv}$	21500	29966
Circulation area per pedestrian, M (ft^2/p), $M = TS_E/T$	84.0	175.1
LOS (Exhibit 18-3)	A	A
LOS - Platoon (Exhibit 18-4)	C	B

Notes

1. Number of people in the subject movement who arrive before the WALK or concurrent green indication and exit the curb during the WALK or concurrent green indication. $N_{ped} = v_{co}$ or v_{do} (C-G)/C

2. If W > 10 ft, $t = 3.2 + L/S_p + (2.7 N_{ped}/W)$; but if W <= 10 ft, $t = 3.2 + L/S_p + (0.27 N_{ped})$

PEDESTRIANS AT SIGNALIZED INTERSECTIONS WORKSHEET

General Information		Site Information	
Analyst	C.	Intersection/Corner	SW corner of York Ave and 71st St
Company	Ethan Eldon Assoc.	Peak Hour	AM
Date Performed	11/1/2007 10:01	Analysis Year	2010
Analysis Period	Peak 15-min.	Conditions	Build

Inputs				Geometric Inputs	
Cycle length, C	120			Width of Sidewalk on Minor-street W_a	13
Minor-street red phase, R_{mi}	59			Width of Sidewalk on Major-street W_b	20
Major-street red phase, R_m	73			Radius of Corner	12
Minor-street effective green, g_i	61			Width of Minor-street L_c	33
Major-street effective green, g_j	47			Width of Major-street L_d	60
	Flow, p/15-min	Flow, p/15min * 1/60 = p/s	Flow, p/s*C	Minor-street crosswalk Inbound	61
v_{ci}	61	0.07	8	Major-street crosswalk Inbound	25
v_{co}	69	0.08	9	Minor-street crosswalk Outbound	69
v_d	25	0.03	3	Major-street crosswalk Outbound	63
v_{do}	63	0.07	8	Corner pedestrian cross traffic	10
$v_{a,b}$	10	0.01	1	Minor-street crosswalk width W_c	13
v_{tot}	228	0.25	29	Major-street crosswalk width W_d	10

Street Corner Time-Space Analysis	
Total time-space, TS (ft^2-s) TS = $C(W_eW_b - 0.215R^2)$	27484.8
Time spent by pedestrians crossing major street, Q_{tdo} (p-s) $Q_{tdo} = v_{do} R_{mi}^2/2C$	116.0333
Time spent by pedestrians crossing minor street, Q_{tco} (p-s) $Q_{tco} = v_{co} R_{mi}^2/2C$	199.84
Total time-space available, TS_c (ft^2-s), $TS_c = TS - [5(Q_{tdo} + Q_{tco})]$	25905.45
Circulation area per pedestrian, M (ft^2/p), $M = TS_c/4v_{tot}$	223.3
LOS (Exhibit 18-3)	A
LOS - Platoon (Exhibit 18-4)	B

Crosswalk Time-Space Analysis		
Average Pedestrian Delay at Signalized Intersections	**Crosswalk D**	**Crosswalk C**
Average delay, d_p (s), $d_p = 0.5(C-g)^2/C$	22.20	14.50
LOS at signalized intersection (Exhibit 18-9)	C	B
Number of pedestrians arriving during Don't Walk or red indication.,[1] N_{ped} (p)	4.87	4.43
Average pedestrian walking speed, S_p (ft/s)	4.0	4.0
Total crossing time,[2] t (s)	19.5	12.4
Total time-space, TS (ft^2-s), TS = LW(WALK + FDW - L/2S_p)	23700	24399.38
Total crosswalk occupancy time, T (p-s) $T = (v_i + v_o)t$	215	210
Number of conflicting right-turning vehicles, N_{tv} (veh)	7.0	4.5
Time-space of right-turning vehicles, TS_{tv} (ft^2-s), $TS_{tv} = 40N_{tv}W_E$	2800	2340
Effective time-space, TS_E (ft^2-s), $TS_E = TS - TS_{tv}$	20900	22059.38
Circulation area per pedestrian, M (ft^2/p), $M = TS_E/T$	97.4	104.9
LOS (Exhibit 18-3)	A	A
LOS - Platoon (Exhibit 18-4)	B	B

Notes

1. Number of people in the subject movement who arrive before the WALK or concurrent green indication and exit the curb during the WALK or concurrent green indication. $N_{ped} = v_{ci}$ or v_{co} (C-G)/C

2. If W > 10 ft, $t = 3.2 + L/S_p + (2.7 N_{ped}/W)$; but if W <= 10 ft, $t = 3.2 + L/S_p + (0.27 N_{ped})$

PEDESTRIANS AT SIGNALIZED INTERSECTIONS WORKSHEET

General Information		Site Information	
Analyst	C.	Intersection/Corner	SW corner of York Ave and 71st St
Company	Ethan Eldon Assoc.	Peak Hour	Midday
Date Performed	11/1/2007 10:01	Analysis Year	2010
Analysis Period	Peak 15-min.	Conditions	Build

Inputs				Geometric Inputs	
Cycle length, C		120		Width of Sidewalk on Minor-street W_a	13
Minor-street red phase, R_m		59		Width of Sidewalk on Major-street W_b	20
Major-street red phase, R_{mi}		73		Radius of Corner	12
Minor-street effective green, g_i		61		Width of Minor-street L_c	33
Major-street effective green, g_j		47		Width of Major-street L_d	60
	Flow, p/15-min	Flow, p/15min * 1/60 = p/s	Flow, p/s*C	Minor-street crosswalk Inbound	68
v_{ci}	68	0.08	9	Major-street crosswalk Inbound	34
v_{co}	102	0.11	14	Minor-street crosswalk Outbound	102
v_{di}	34	0.04	5	Major-street crosswalk Outbound	59
v_{do}	59	0.07	8	Corner pedestrian cross traffic	26
$v_{a,b}$	26	0.03	3	Minor-street crosswalk width W_c	13
v_{tot}	289	0.32	39	Major-street crosswalk width W_d	10

Street Corner Time-Space Analysis	
Total time-space, TS (ft^2-s) TS = $C(W_aW_b - 0.215R^2)$	27484.8
Time spent by pedestrians crossing major street, Q_{tdo} (p-s) $Q_{tdo} = v_{do} R_{mi}^2/2C$	116.0333
Time spent by pedestrians crossing minor street Q_{tco} (p-s) $Q_{tco} = v_{co} R_{mi}^2/2C$	310.86
Total time-space available, TS_c (ft^2-s), $TS_c = TS - [5(Q_{tdo} + Q_{tco})]$	25350.34
Circulation area per pedestrian, M (ft^2/p), $M = TS_c/4v_{tot}$	162.5
LOS (Exhibit 18-3)	A
LOS - Platoon (Exhibit 18-4)	B

Crosswalk Time-Space Analysis		
Average Pedestrian Delay at Signalized Intersections	**Crosswalk D**	**Crosswalk C**
Average delay, d_p (s), $d_p = 0.5(C-g)^2/C$	22.20	14.50
LOS at signalized intersection (Exhibit 18-9)	C	B
Number of pedestrians arriving during Don't Walk or red indication.[1] N_{ped} (p)	4.87	6.88
Average pedestrian walking speed, S_p (ft/s)	4.0	4.0
Total crossing time,[2] t (s)	19.5	12.9
Total time-space, TS (ft^2-s), TS = LW(WALK + FDW - L/2S_p)	23700	24399.38
Total crosswalk occupancy time, T (p-s) $T = (v_i + v_o)t$	254	296
Number of conflicting right-turning vehicles, N_{tv} (veh)	6.5	3.9
Time-space of right-turning vehicles, TS_{tv} (ft^2-s), $TS_{tv} = 40N_{tv}W_E$	2600	2028
Effective time-space, TS_E (ft^2-s), $TS_E = TS - TS_{tv}$	21100	22371.38
Circulation area per pedestrian, M (ft^2/p), $M = TS_E/T$	83.2	75.5
LOS (Exhibit 18-3)	A	A
LOS - Platoon (Exhibit 18-4)	C	C

Notes

1. Number of people in the subject movement who arrive before the WALK or concurrent green indication and exit the curb during the WALK or concurrent green indication. $N_{ped} = v_{co}$ or v_{do} (C-G)/C

2. If W > 10 ft, t = 3.2 + L/S_p + (2.7 N_{ped}/W); but if W <= 10 ft, t = 3.2 + L/S_p + (0.27 N_{ped})

PEDESTRIANS AT SIGNALIZED INTERSECTIONS WORKSHEET

General Information		Site Information	
Analyst	C.	Intersection/Corner	SW corner of York Ave and 71st St
Company	Ethan Eldon Assoc.	Peak Hour	PM
Date Performed	11/1/2007 10:01	Analysis Year	2010
Analysis Period	Peak 15-min.	Conditions	Build

Inputs				Geometric Inputs	
Cycle length, C	120			Width of Sidewalk on Minor-street W_a	13
Minor-street red phase, R_{mi}	59			Width of Sidewalk on Major-street W_b	20
Major-street red phase, R_{mi}	73			Radius of Corner	12
Minor-street effective green, g_i	61			Width of Minor-street L_c	33
Major-street effective green, g_j	47			Width of Major-street L_d	60
	Flow, p/15-min	Flow, p/15min * 1/60 = p/s	Flow, p/s*C	Minor-street crosswalk Inbound	55
v_{di}	55	0.06	7	Major-street crosswalk Inbound	64
v_{co}	80	0.09	11	Minor-street crosswalk Outbound	80
v_{ci}	64	0.07	9	Major-street crosswalk Outbound	28
v_{do}	28	0.03	4	Corner pedestrian cross traffic	7
$v_{a,b}$	7	0.01	1	Minor-street crosswalk width W_c	13
v_{tot}	234	0.26	32	Major-street crosswalk width W_d	10

Street Corner Time-Space Analysis	
Total time-space, TS (ft^2-s) TS = $C(W_aW_b - 0.215R^2)$	27484.8
Time spent by pedestrians crossing major street, Q_{tdo} (p-s) $Q_{tdo} = v_{do} R_{mi}^2/2C$	58.01667
Time spent by pedestrians crossing minor street, Q_{tco} (p-s) $Q_{tco} = v_{co} R_{mi}^2/2C$	244.25
Total time-space available, TS_c (ft^2-s), $TS_c = TS - [5(Q_{tdo} + Q_{tco})]$	25973.49
Circulation area per pedestrian, M (ft^2/p), $M = TS_c/4v_{tot}$	202.9
LOS (Exhibit 18-3)	A
LOS - Platoon (Exhibit 18-4)	B

Crosswalk Time-Space Analysis		
Average Pedestrian Delay at Signalized Intersections	**Crosswalk D**	**Crosswalk C**
Average delay, d_p (s), $d_p = 0.5(C-g)^2/C$	22.20	14.50
LOS at signalized intersection (Exhibit 18-9)	C	B
Number of pedestrians arriving during Don't Walk or red indication,[1] N_{ped} (p)	2.43	5.41
Average pedestrian walking speed, S_p (ft/s)	4.0	4.0
Total crossing time,[2] t (s)	18.9	12.6
Total time-space, TS (ft^2-s), TS = LW(WALK + FDW - L/2S_p)	23700	24399.38
Total crosswalk occupancy time, T (p-s) $T = (v_i + v_o)t$	245	226
Number of conflicting right-turning vehicles, N_{tv} (veh)	5.5	3.7
Time-space of right-turning vehicles, TS_{tv} (ft^2-s), $TS_{tv} = 40N_{tv}W_E$	2200	1924
Effective time-space, TS_E (ft^2-s), $TS_E = TS - TS_{tv}$	21500	22475.38
Circulation area per pedestrian, M (ft^2/p), $M = TS_E/T$	87.7	99.3
LOS (Exhibit 18-3)	A	A
LOS - Platoon (Exhibit 18-4)	C	B

Notes

1. Number of people in the subject movement who arrive before the WALK or concurrent green indication and exit the curb during the WALK or concurrent green indication. $N_{ped} = v_{co}$ or v_{do} (C-G)/C

2. If W > 10 ft, t = 3.2 + L/S_p + (2.7 N_{ped}/W); but if W <= 10 ft, t = 3.2 + L/S_p + (0.27 N_{ped})

PEDESTRIANS AT SIGNALIZED INTERSECTIONS WORKSHEET

General Information		Site Information	
Analyst	C.	Intersection/Corner	NW corner of York Ave and 71st St
Company	Ethan Eldon Assoc.	Peak Hour	AM
Date Performed	11/1/2007 10:01	Analysis Year	2010
Analysis Period	Peak 15-min.	Conditions	Build

Inputs				Geometric Inputs	
Cycle length, C		120		Width of Sidewalk on Minor-street W_a	13
Minor-street red phase, R_{mi}		59		Width of Sidewalk on Major-street W_b	20
Major-street red phase, R_{mj}		73		Radius of Corner	12
Minor-street effective green, g_i		61		Width of Minor-street L_c	33
Major-street effective green, g_j		47		Width of Major-street L_d	60
	Flow, p/15-min	Flow, p/15min * 1/60 = p/s	Flow, p/s*C	Minor-street crosswalk Inbound	69
v_{di}	69	0.08	9	Major-street crosswalk Inbound	40
v_{co}	61	0.07	8	Minor-street crosswalk Outbound	61
v_{ci}	40	0.04	5	Major-street crosswalk Outbound	89
v_{do}	89	0.10	12	Corner pedestrian cross traffic	2
$v_{a,b}$	2	0.00	0	Minor-street crosswalk width W_c	13
v_{tot}	261	0.29	34	Major-street crosswalk width W_d	13

Street Corner Time-Space Analysis	
Total time-space, TS (ft^2-s) TS = $C(W_aW_b - 0.215R^2)$	27484.8
Time spent by pedestrians crossing major street, Q_{dc} (p-s) $Q_{tdc} = v_{do} R_{mi}^2/2C$	174.05
Time spent by pedestrians crossing minor street, Q_{tco} (p-s) $Q_{tco} = v_{co} R_{mi}^2/2C$	177.63
Total time-space available, TS_c (ft^2-s), $TS_c = TS - [5(Q_{tdc} + Q_{tco})]$	25726.38
Circulation area per pedestrian, M (ft^2/p), $M = TS_c/4v_{tot}$	189.2
LOS (Exhibit 18-3)	A
LOS - Platoon (Exhibit 18-4)	B

Crosswalk Time-Space Analysis		
Average Pedestrian Delay at Signalized Intersections	Crosswalk D	Crosswalk C
Average delay, d_p (s), $d_p = 0.5(C-g)^2/C$	22.20	14.50
LOS at signalized intersection (Exhibit 18-9)	C	B
Number of pedestrians arriving during Don't Walk or red indication, N_{ped} (p)	7.30	3.93
Average pedestrian walking speed, S_p (ft/s)	4.0	4.0
Total crossing time,[2] t (s)	19.2	12.3
Total time-space, TS (ft^2-s), TS = LW(WALK + FDW - $L/2S_p$)	30810	24399.38
Total crosswalk occupancy time, T (p-s) $T = (v_i + v_o)t$	326	209
Number of conflicting right-turning vehicles, N_v (veh)	5.0	4.5
Time-space of right-turning vehicles, TS_v (ft^2-s), $TS_v = 40N_vW_E$	2600	2340
Effective time-space, TS_E (ft^2-s), $TS_E = TS - TS_v$	28210	22059.38
Circulation area per pedestrian, M (ft^2/p), $M = TS_E/T$	86.5	105.8
LOS (Exhibit 18-3)	A	A
LOS - Platoon (Exhibit 18-4)	C	B

Notes

1. Number of people in the subject movement who arrive before the WALK or concurrent green indication and exit the curb during the WALK or concurrent green indication. $N_{ped} = v_{co}$ or v_{do} (C-G)/C

2. If W > 10 ft, $t = 3.2 + L/S_p + (2.7 N_{ped}/W)$; but if W <= 10 ft, $t = 3.2 + L/S_p + (0.27 N_{ped})$

PEDESTRIANS AT SIGNALIZED INTERSECTIONS WORKSHEET

General Information		Site Information	
Analyst	C.	Intersection/Corner	NW corner of York Ave and 71st St
Company	Ethan Eldon Assoc.	Peak Hour	Midday
Date Performed	11/1/2007 10:01	Analysis Year	2010
Analysis Period	Peak 15-min.	Conditions	Build

Inputs				Geometric Inputs	
Cycle length, C		120		Width of Sidewalk on Minor-street W_a	13
Minor-street red phase, R_{rd}		59		Width of Sidewalk on Major-street W_b	20
Major-street red phase, R_{rd}		73		Radius of Corner	12
Minor-street effective green, g_i		61		Width of Minor-street L_c	33
Major-street effective green, g_j		47		Width of Major-street L_d	60
	Flow, p/15-min	Flow, p/15min * 1/60 = p/s	Flow, p/s*C	Minor-street crosswalk Inbound	102
v_{ci}	102	0.11	14	Major-street crosswalk Inbound	56
v_{co}	68	0.08	9	Minor-street crosswalk Outbound	68
v_{di}	56	0.06	7	Major-street crosswalk Outbound	64
v_{do}	64	0.07	9	Corner pedestrian cross traffic	5
$v_{a,b}$	5	0.01	1	Minor-street crosswalk width W_c	13
v_{tot}	295	0.33	40	Major-street crosswalk width W_d	13

Street Corner Time-Space Analysis	
Total time-space, TS (ft^2-s) TS = $C(W_aW_b - 0.215R^2)$	27484.8
Time spent by pedestrians crossing major street, Q_{tdo} (p-s) $Q_{tdo} = v_{do} R_{rd}^2/2C$	130.5375
Time spent by pedestrians crossing minor street, Q_{tco} (p-s) $Q_{tco} = v_{co} R_{rd}^2/2C$	199.84
Total time-space available, TS_c (ft^2-s), $TS_c = TS - [5(Q_{tdo} + Q_{tco})]$	25832.93
Circulation area per pedestrian, M (ft^2/p), $M = TS_c/4v_{tot}$	161.5
LOS (Exhibit 18-3)	A
LOS - Platoon (Exhibit 18-4)	B

Crosswalk Time-Space Analysis		
Average Pedestrian Delay at Signalized Intersections	**Crosswalk D**	**Crosswalk C**
Average delay, d_p (s), $d_p = 0.5(C-g)^2/C$	22.20	14.50
LOS at signalized intersection (Exhibit 18-9)	C	B
Number of pedestrians arriving during Don't Walk or red indication,[1] N_{ped} (p)	5.48	4.43
Average pedestrian walking speed, S_p (ft/s)	4.0	4.0
Total crossing time,[2] t (s)	18.9	12.4
Total time-space, TS (ft^2-s), TS = LW(WALK + FDW - $L/2S_p$)	30810	24399.38
Total crosswalk occupancy time, T (p-s) $T = (v_i + v_o)t$	303	284
Number of conflicting right-turning vehicles, N_{tv} (veh)	5.3	3.9
Time-space of right-turning vehicles, TS_{tv} (ft^2-s), $TS_{tv} = 40N_{tv}W_E$	2756	2028
Effective time-space, TS_E (ft^2-s), $TS_E = TS - TS_{tv}$	28054	22371.38
Circulation area per pedestrian, M (ft^2/p), $M = TS_E/T$	92.6	78.6
LOS (Exhibit 18-3)	A	A
LOS - Platoon (Exhibit 18-4)	B	C

Notes

1. Number of people in the subject movement who arrive before the WALK or concurrent green indication and exit the curb during the WALK or concurrent green indication. $N_{ped} = v_{co}$ or v_{do} (C-G)/C

2. If W > 10 ft, $t = 3.2 + L/S_p + (2.7 N_{ped}/W)$; but if W <= 10 ft, $t = 3.2 + L/S_p + (0.27 N_{ped})$

PEDESTRIANS AT SIGNALIZED INTERSECTIONS WORKSHEET

General Information		Site Information	
Analyst	C.	Intersection/Corner	NW corner of York Ave and 71st St
Company	Ethan Eldon Assoc.	Peak Hour	PM
Date Performed	11/1/2007 10:01	Analysis Year	2010
Analysis Period	Peak 15-min.	Conditions	Build

Inputs				Geometric Inputs	
Cycle length, C	120			Width of Sidewalk on Minor-street W_s	13
Minor-street red phase, R_{mi}	59			Width of Sidewalk on Major-street W_s	20
Major-street red phase, R_{mi}	73			Radius of Corner	12
Minor-street effective green, g_i	61			Width of Minor-street L_c	33
Major-street effective green, g_i	47			Width of Major-street L_d	60
	Flow, p/15-min	Flow, p/15min * 1/60 = p/s	Flow, p/s*C	Minor-street crosswalk Inbound	80
v_{ci}	80	0.09	11	Major-street crosswalk Inbound	74
v_{co}	55	0.06	7	Minor-street crosswalk Outbound	55
v_{di}	74	0.08	10	Major-street crosswalk Outbound	25
v_{do}	25	0.03	3	Corner pedestrian cross traffic	14
$v_{a,b}$	14	0.02	2	Minor-street crosswalk width W_c	13
v_{tot}	248	0.28	33	Major-street crosswalk width W_c	13

Street Corner Time-Space Analysis	
Total time-space, TS (ft^2-s) TS = $C(W_E W_b - 0.215R^2)$	27484.8
Time spent by pedestrians crossing major street, Q_{tdo} (p-s) $Q_{tdo} = v_{do} R_{mi}^2/2C$	43.5125
Time spent by pedestrians crossing minor street, Q_{tco} (p-s) $Q_{tco} = v_{co} R_{mi}^2/2C$	155.43
Total time-space available, TS_c (ft^2-s), $TS_c = TS - [5(Q_{tdo} + Q_{tco})]$	26490.09
Circulation area per pedestrian, M (ft^2/p), $M = TS_c/4v_{tot}$	200.7
LOS (Exhibit 18-3)	A
LOS - Platoon (Exhibit 18-4)	B

Crosswalk Time-Space Analysis		
Average Pedestrian Delay at Signalized Intersections	**Crosswalk D**	**Crosswalk C**
Average delay, d_p (s), $d_p = 0.5(C-g)^2/C$	22.20	14.50
LOS at signalized intersection (Exhibit 18-9)	C	B
Number of pedestrians arriving during Don't Walk or red indication,[1] N_{ped} (p)	1.83	3.44
Average pedestrian walking speed, S_p (ft/s)	4.0	4.0
Total crossing time,[2] t (s)	18.4	12.2
Total time-space, TS (ft^2-s), TS = LW/WALK + FDW - $L/2S_E$)	30810	24399.38
Total crosswalk occupancy time, T (p-s) $T = (v_i + v_o)t$	240	219
Number of conflicting right-turning vehicles, N_{tv} (veh)	4.4	3.7
Time-space of right-turning vehicles, TS_{tv} (ft^2-s), $TS_{tv} = 40N_{tv}W_E$	2288	1924
Effective time-space, TS_E (ft^2-s), $TS_E = TS - TS_{tv}$	28522	22475.38
Circulation area per pedestrian, M (ft^2/p), $M = TS_E/T$	118.9	102.6
LOS (Exhibit 18-3)	A	A
LOS - Platoon (Exhibit 18-4)	B	B

Notes

1. Number of people in the subject movement who arrive before the WALK or concurrent green indication and exit the curb during the WALK or concurrent green indication. $N_{ped} = v_{co}$ or v_{do} (C-G)/C

2. If W > 10 ft, $t = 3.2 + L/S_p + (2.7 N_{ped}/W)$; but if W <= 10 ft, $t = 3.2 + L/S_p + (0.27 N_{ped})$

PEDESTRIANS AT SIGNALIZED INTERSECTIONS WORKSHEET

General Information		Site Information	
Analyst	C.	Intersection/Corner	NE corner of York Ave and 70th St
Company	Ethan Eldon Assoc.	Peak Hour	AM
Date Performed	10/31/2007 15:09	Analysis Year	2010
Analysis Period	Peak 15-min.	Conditions	Build

Inputs				Geometric Inputs	
Cycle length, C		120		Width of Sidewalk on Minor-street W_a	13
Minor-street red phase, R_{mi}		53		Width of Sidewalk on Major-street W_b	20
Major-street red phase, R_{mj}		79		Radius of Corner	12
Minor-street effective green, g_i		67		Width of Minor-street L_c	34
Major-street effective green, g_j		41		Width of Major-street L_d	60
	Flow, p/15-min	Flow, p/15min * 1/60 = p/s	Flow, p/s*C	Minor-street crosswalk Inbound	76
v_{ci}	76	0.08	10	Major-street crosswalk Inbound	86
v_{co}	90	0.10	12	Minor-street crosswalk Outbound	90
v_{di}	86	0.10	11	Major-street crosswalk Outbound	38
v_{do}	38	0.04	5	Corner pedestrian cross traffic	70
$v_{a,b}$	70	0.08	9	Minor-street crosswalk width W_c	13
v_{tot}	360	0.40	47	Major-street crosswalk width W_d	10

Street Corner Time-Space Analysis	
Total time-space, TS (ft^2-s) $TS = C(W_aW_b - 0.215R^2)$	27484.8
Time spent by pedestrians crossing major street, Q_{idc} (p-s) $Q_{idc} = v_{dc} R_{mi}^2/2C$	58.52083
Time spent by pedestrians crossing minor street, Q_{ico} (p-s) $Q_{ico} = v_{co} R_{mi}^2/2C$	312.05
Total time-space available, TS_c (ft^2-s), $TS_c = TS - [5(Q_{idc} + Q_{ico})]$	25631.95
Circulation area per pedestrian, M (ft^2/p), $M = TS_c/4v_{tot}$	136.3
LOS (Exhibit 18-3)	A
LOS - Platoon (Exhibit 18-4)	B

Crosswalk Time-Space Analysis		
Average Pedestrian Delay at Signalized Intersections	**Crosswalk D**	**Crosswalk C**
Average delay, d_p (s), $d_p = 0.5(C-g)^2/C$	26.00	11.70
LOS at signalized intersection (Exhibit 18-9)	C	B
Number of pedestrians arriving during Don't Walk or red indication,[1] N_{ped} (p)	3.29	5.30
Average pedestrian walking speed, S_p (ft/s)	4.0	4.0
Total crossing time,[2] t (s)	19.1	12.8
Total time-space, TS (ft^2-s), $TS = LW(WALK + FDW - L/2S_p)$	20100	27735.5
Total crosswalk occupancy time, T (p-s) $T = (v_i + v_o)t$	305	282
Number of conflicting right-turning vehicles, N_{tv} (veh)	6.5	4.3
Time-space of right-turning vehicles, TS_{tv} (ft^2-s), $TS_{tv} = 40N_{tv}W_E$	2600	2236
Effective time-space, TS_E (ft^2-s), $TS_E = TS - TS_{tv}$	17500	25499.5
Circulation area per pedestrian, M (ft^2/p), $M = TS_E/T$	57.3	90.5
LOS (Exhibit 18-3)	B	A
LOS - Platoon (Exhibit 18-4)	C	B

Notes

1. Number of people in the subject movement who arrive before the WALK or concurrent green indication and exit the curb during the WALK or concurrent green indication. $N_{ped} = v_{co}$ or v_{do} (C-G)/C

2. If W > 10 ft, $t = 3.2 + L/S_p + (2.7 N_{ped}/W)$; but if W <= 10 ft, $t = 3.2 + L/S_p + (0.27 N_{ped})$

PEDESTRIANS AT SIGNALIZED INTERSECTIONS WORKSHEET

General Information		Site Information	
Analyst	C.	Intersection/Corner	NE corner of York Ave and 70th St
Company	Ethan Eldon Assoc.	Peak Hour	Midday
Date Performed	10/31/2007 15:09	Analysis Year	2010
Analysis Period	Peak 15-min.	Conditions	Build

Inputs				Geometric Inputs	
Cycle length, C	120			Width of Sidewalk on Minor-street W_a	13
Minor-street red phase, R_{mi}	53			Width of Sidewalk on Major-street W_b	20
Major-street red phase, R_{mj}	79			Radius of Corner	12
Minor-street effective green, g_i	67			Width of Minor-street L_c	34
Major-street effective green, g_j	41			Width of Major-street L_d	60
	Flow, p/15-min	Flow, p/15min * 1/60 = p/s	Flow, p/s*C	Minor-street crosswalk Inbound	113
v_{ci}	113	0.13	15	Major-street crosswalk Inbound	66
v_{co}	71	0.08	9	Minor-street crosswalk Outbound	71
v_{di}	66	0.07	9	Major-street crosswalk Outbound	87
v_{do}	87	0.10	12	Corner pedestrian cross traffic	63
$v_{a,b}$	63	0.07	8	Minor-street crosswalk width W_c	13
v_{tot}	400	0.44	53	Major-street crosswalk width W_d	10

Street Corner Time-Space Analysis	
Total time-space, TS (ft^2-s) $TS = C(W_aW_b - 0.215R^2)$	27484.8
Time spent by pedestrians crossing major street, Q_{tdo} (p-s) $Q_{tdo} = v_{do} R_{mi}^2/2C$	140.45
Time spent by pedestrians crossing minor street, Q_{tco} (p-s) $Q_{tco} = v_{co} R_{mi}^2/2C$	234.04
Total time-space available, TS_c (ft^2-s), $TS_c = TS - [5(Q_{tdo} + Q_{tco})]$	25612.36
Circulation area per pedestrian, M (ft^2/p), $M = TS_c/4v_{tot}$	120.8
LOS (Exhibit 18-3)	A
LOS - Platoon (Exhibit 18-4)	B

Crosswalk Time-Space Analysis		
Average Pedestrian Delay at Signalized Intersections	**Crosswalk D**	**Crosswalk C**
Average delay, d_p (s), $d_p = 0.5(C-g)^2/C$	26.00	11.70
LOS at signalized intersection (Exhibit 18-9)	C	B
Number of pedestrians arriving during Don't Walk or red indication,[1] N_{ped} (p)	7.90	3.98
Average pedestrian walking speed, S_p (ft/s)	4.0	4.0
Total crossing time,[2] t (s)	20.3	12.5
Total time-space, TS (ft^2-s), $TS = LW(WALK + FDW - L/2S_p)$	20100	27735.5
Total crosswalk occupancy time, T (p-s) $T = (v_i + v_o)t$	427	301
Number of conflicting right-turning vehicles, N_{lv} (veh)	4.0	4.3
Time-space of right-turning vehicles, TS_{lv} (ft^2-s), $TS_{lv} = 40N_{lv}W_E$	1600	2236
Effective time-space, TS_E (ft^2-s), $TS_E = TS - TS_{lv}$	18500	25499.5
Circulation area per pedestrian, M (ft^2/p), $M = TS_E/T$	43.3	84.8
LOS (Exhibit 18-3)	B	A
LOS - Platoon (Exhibit 18-4)	C	C

Notes

1. Number of people in the subject movement who arrive before the WALK or concurrent green indication and exit the curb during the WALK or concurrent green indication. $N_{ped} = v_{co}$ or v_{do} (C-G)/C

2. If W > 10 ft, $t = 3.2 + L/S_p + (2.7 N_{ped}/W)$; but if W <= 10 ft $t = 3.2 + L/S_p + (0.27 N_{ped})$

PEDESTRIANS AT SIGNALIZED INTERSECTIONS WORKSHEET

General Information		Site Information	
Analyst	C.	Intersection/Corner	NE corner of York Ave and 70th St
Company	Ethan Eldon Assoc.	Peak Hour	PM
Date Performed	10/31/2007 15:09	Analysis Year	2010
Analysis Period	Peak 15-min.	Conditions	Build

Inputs				Geometric Inputs	
Cycle length, C	120			Width of Sidewalk on Minor-street W_a	12
Minor-street red phase, R_{mi}	53			Width of Sidewalk on Major-street W_b	20
Major-street red phase, R_{mi}	79			Radius of Corner	12
Minor-street effective green, g_i	67			Width of Minor-street L_c	33
Major-street effective green, g_i	41			Width of Major-street L_d	60
	Flow, p/15-min	Flow, p/15min * 1/60 = p/s	Flow, p/s*C	Minor-street crosswalk Inbound	94
v_{ci}	94	0.10	13	Major-street crosswalk Inbound	40
v_{co}	89	0.10	12	Minor-street crosswalk Outbound	89
v_{di}	40	0.04	5	Major-street crosswalk Outbound	139
v_{do}	139	0.15	19	Corner pedestrian cross traffic	54
$v_{a,b}$	54	0.06	7	Minor-street crosswalk width W_c	13
v_{tot}	416	0.46	56	Major-street crosswalk width W_d	10

Street Corner Time-Space Analysis	
Total time-space, TS (ft^2-s) $TS = C(W_aW_b - 0.215R^2)$	25084.8
Time spent by pedestrians crossing major street, Q_{tdo} (p-s) $Q_{tdo} = v_{do} R_{mi}^2/2C$	222.3792
Time spent by pedestrians crossing minor street, Q_{tco} (p-s) $Q_{tco} = v_{co} R_{mi}^2/2C$	312.05
Total time-space available, TS_c (ft^2-s), $TS_c = TS - [5(Q_{tdo} + Q_{tco})]$	22412.65
Circulation area per pedestrian, M (ft^2/p), $M = TS_c/4v_{tot}$	100.1
LOS (Exhibit 18-3)	A
LOS - Platoon (Exhibit 18-4)	B

Crosswalk Time-Space Analysis		
Average Pedestrian Delay at Signalized Intersections	**Crosswalk D**	**Crosswalk C**
Average delay, d_p (s), $d_p = 0.5(C-g)^2/C$	26.00	11.70
LOS at signalized intersection (Exhibit 18-9)	C	B
Number of pedestrians arriving during Don't Walk or red indication,[1] N_{ped} (p)	12.51	5.30
Average pedestrian walking speed, S_p (ft/s)	4.0	4.0
Total crossing time,[2] t (s)	21.6	12.6
Total time-space, TS (ft^2-s), $TS = LW(WALK + FDW - L/2S_p)$	20100	26973.38
Total crosswalk occupancy time, T (p-s) $T = (v_i + v_o)t$	518	316
Number of conflicting right-turning vehicles, N_{tv} (veh)	5.8	2.3
Time-space of right-turning vehicles, TS_{tv} (ft^2-s), $TS_{tv} = 40N_{tv}W_E$	2320	1196
Effective time-space, TS_E (ft^2-s), $TS_E = TS - TS_{tv}$	17780	25777.38
Circulation area per pedestrian, M (ft^2/p), $M = TS_E/T$	34.3	81.6
LOS (Exhibit 18-3)	C	A
LOS - Platoon (Exhibit 18-4)	D	C

Notes

1. Number of people in the subject movement who arrive before the WALK or concurrent green indication and exit the curb during the WALK or concurrent green indication. $N_{ped} = v_{co}$ or v_{do} (C-G)/C

2. If W > 10 ft, $t = 3.2 + L/S_p + (2.7 N_{ped}/W)$; but if W <= 10 ft, $t = 3.2 + L/S_p + (0.27 N_{ped})$

PEDESTRIANS AT SIGNALIZED INTERSECTIONS WORKSHEET

General Information		Site Information	
Analyst	C.	Intersection/Corner	SE corner of York Ave and 70th St
Company	Etnan Eldon Assoc.	Peak Hour	AM
Date Performed	10/31/2007 15:09	Analysis Year	2010
Analysis Period	Peak 15-min.	Conditions	Build

Inputs				Geometric Inputs	
Cycle length, C	120			Width of Sidewalk on Minor-street W_a	13
Minor-street red phase, R_{mi}	53			Width of Sidewalk on Major-street W_b	20
Major-street red phase, R_{mj}	79			Radius of Corner	12
Minor-street effective green, g_i	67			Width of Minor-street L_c	34
Major-street effective green, g_j	41			Width of Major-street L_c	60
	Flow, p/15-min	Flow, p/15min * 1/60 = p/s	Flow, p/s*C	Minor-street crosswalk Inbound	90
v_{ci}	90	0.10	12	Major-street crosswalk Inbound	120
v_{co}	76	0.08	10	Minor-street crosswalk Outbound	76
v_{di}	120	0.13	16	Major-street crosswalk Outbound	18
v_{do}	18	0.02	2	Corner pedestrian cross traffic	45
$v_{a,b}$	45	0.05	6	Minor-street crosswalk width W_c	13
v_{tot}	349	0.39	46	Major-street crosswalk width W_c	13

Street Corner Time-Space Analysis	
Total time-space, TS (ft^2-s) $TS = C(W_aW_b - 0.215R^2)$	27484.8
Time spent by pedestrians crossing major street, Q_{tdo} (p-s) $Q_{tdo} = v_{do} R_{mj}^2/2C$	23.40833
Time spent by pedestrians crossing minor street, Q_{tco} (p-s) $Q_{tco} = v_{co} R_{mi}^2/2C$	260.04
Total time-space available, TS_c (ft^2-s), $TS_c = TS - [5(Q_{tdo} + Q_{tco})]$	26067.55
Circulation area per pedestrian, M (ft^2/p), $M = TS_c/4v_{tot}$	141.7
LOS (Exhibit 18-3)	A
LOS - Platoon (Exhibit 18-4)	B

Crosswalk Time-Space Analysis		
Average Pedestrian Delay at Signalized Intersections	**Crosswalk D**	**Crosswalk C**
Average delay, d_p (s), $d_p = 0.5(C-g)^2/C$	26.00	11.70
LOS at signalized intersection (Exhibit 18-9)	C	B
Number of pedestrians arriving during Don't Walk or red indication,[1] N_{ped} (p)	1.32	4.42
Average pedestrian walking speed, S_p (ft/s)	4.0	4.0
Total crossing time,[2] t (s)	18.4	12.6
Total time-space, TS (ft^2-s), $TS = LW(WALK + FDW - L/2S_p)$	26130	27735.5
Total crosswalk occupancy time, T (p-s) $T = (v_i + v_o)t$	331	278
Number of conflicting right-turning vehicles, N_{tv} (veh)	7.0	4.3
Time-space of right-turning vehicles, TS_{tv} (ft^2 s), $TS_{tv} = 40N_{tv}W_E$	3640	2236
Effective time-space, TS_E (ft^2-s), $TS_E = TS - TS_{tv}$	22490	25499.5
Circulation area per pedestrian, M (ft^2/p), $M = TS_E/T$	68.0	91.9
LOS (Exhibit 18-3)	A	A
LOS - Platoon (Exhibit 18-4)	C	B

Notes

1. Number of people in the subject movement who arrive before the WALK or concurrent green indication and exit the curb during the WALK or concurrent green indication. $N_{ped} = v_{co}$ or v_{do} (C-G)/C

2. If W > 10 ft, $t = 3.2 + L/S_p + (2.7\ N_{ped}/W)$; but if W <= 10 ft $t = 3.2 + L/S_p + (0.27\ N_{ped})$

PEDESTRIANS AT SIGNALIZED INTERSECTIONS WORKSHEET

General Information		Site Information	
Analyst	C.	Intersection/Corner	SE corner of York Ave and 70th St
Company	Ethan Eldon Assoc.	Peak Hour	Midday
Date Performed	10/31/2007 15:09	Analysis Year	2010
Analysis Period	Peak 15-min.	Conditions	Build

Inputs				Geometric Inputs	
Cycle length, C		120		Width of Sidewalk on Minor-street W_a	13
Minor-street red phase, R_{rd}		53		Width of Sidewalk on Major-street W_b	20
Major-street red phase, R_{rd}		79		Radius of Corner	12
Minor-street effective green, g_f		67		Width of Minor-street L_c	34
Major-street effective green, g_f		41		Width of Major-street L_d	60
	Flow, p/15-min	Flow, p/15min * 1/60 = p/s	Flow, p/s*C	Minor-street crosswalk Inbound	71
v_{ci}	71	0.08	9	Major-street crosswalk Inbound	100
v_{co}	113	0.13	15	Minor-street crosswalk Outbound	113
v_{di}	100	0.11	13	Major-street crosswalk Outbound	58
v_{do}	58	0.06	8	Corner pedestrian cross traffic	44
$v_{a,b}$	44	0.05	6	Minor-street crosswalk width W_c	13
v_{tot}	386	0.43	51	Major-street crosswalk width W_d	13

Street Corner Time-Space Analysis	
Total time-space, TS (ft^2-s) $TS = C(W_aW_b - 0.215R^2)$	27484.8
Time spent by pedestrians crossing major street, Q_{tdo} (p-s) $Q_{tdo} = v_{do} R_{rd}^2/2C$	93.63333
Time spent by pedestrians crossing minor street, Q_{tco} (p-s) $Q_{tco} = v_{co} R_{rd}^2/2C$	390.06
Total time-space available, TS_c (ft^2-s), $TS_c = TS - \{5(Q_{tdo} + Q_{tco})\}$	25066.32
Circulation area per pedestrian, M (ft^2/p), $M = TS_c/4v_{tot}$	122.9
LOS (Exhibit 18-3)	A
LOS - Platoon (Exhibit 18-4)	B

Crosswalk Time-Space Analysis		
Average Pedestrian Delay at Signalized Intersections	**Crosswalk D**	**Crosswalk C**
Average delay, d_p (s), $d_p = 0.5(C-g)^2/C$	26.00	11.70
LOS at signalized intersection (Exhibit 18-9)	C	B
Number of pedestrians arriving during Don't Walk or red indication,[1] N_{ped} (p)	5.27	6.63
Average pedestrian walking speed, S_p (ft/s)	4.0	4.0
Total crossing time,[2] t (s)	18.9	13.1
Total time-space, TS (ft^2-s), $TS = LW(WALK + FDW - L/2S_p)$	26130	27735.5
Total crosswalk occupancy time, T (p-s) $T = (v_i + v_o)t$	397	314
Number of conflicting right-turning vehicles, N_{tv} (veh)	4.9	4.3
Time-space of right-turning vehicles, TS_{tv} (ft^2-s), $TS_{tv} = 40N_{tv}W_E$	2548	2236
Effective time-space, TS_E (ft^2-s), $TS_E = TS - TS_{tv}$	23582	25499.5
Circulation area per pedestrian, M (ft^2/p), $M = TS_E/T$	59.4	81.3
LOS (Exhibit 18-3)	B	A
LOS - Platoon (Exhibit 18-4)	C	C

Notes

1. Number of people in the subject movement who arrive before the WALK or concurrent green indication and exit the curb during the WALK or concurrent green indication. $N_{ped} = v_{co}$ or v_{do} (C-G)/C

2. If W > 10 ft, $t = 3.2 + L/S_p + (2.7 N_{ped}/W)$; but if W <= 10 ft, $t = 3.2 + L/S_p + (0.27 N_{ped})$

PEDESTRIANS AT SIGNALIZED INTERSECTIONS WORKSHEET

General Information		Site Information	
Analyst	C.	Intersection/Corner	SE corner of York Ave and 70th St
Company	Ethan Eldon Assoc.	Peak Hour	PM
Date Performed	10/31/2007 15:09	Analysis Year	2010
Analysis Period	Peak 15-min.	Conditions	Build

Inputs				Geometric Inputs	
Cycle length, C		120		Width of Sidewalk on Minor-street W_a	13
Minor-street red phase, R_{mi}		53		Width of Sidewalk on Major-street W_b	20
Major-street red phase, R_{mi}		79		Radius of Corner	12
Minor-street effective green, g_i		67		Width of Minor-street L_i	34
Major-street effective green, g_i		41		Width of Major-street L_j	60
	Flow, p/15-min	Flow, p/15min * 1/60 = p/s	Flow, p/s*C	Minor-street crosswalk Inbound	89
v_{ci}	89	0.10	12	Major-street crosswalk Inbound	18
v_{co}	94	0.10	13	Minor-street crosswalk Outbound	94
v_{di}	18	0.02	2	Major-street crosswalk Outbound	89
v_{do}	89	0.10	12	Corner pedestrian cross traffic	55
$v_{a,p}$	55	0.06	7	Minor-street crosswalk width W_c	13
v_{tot}	345	0.38	46	Major-street crosswalk width W_d	13

Street Corner Time-Space Analysis	
Total time-space, TS (ft^2-s) TS = $C(W_aW_b - 0.215R^2)$	27484.8
Time spent by pedestrians crossing major street, Q_{tdo} (p-s) $Q_{tdo} = v_{do} R_{mi}^2/2C$	140.45
Time spent by pedestrians crossing minor street, Q_{tco} (p-s) $Q_{tco} = v_{co} R_{mi}^2/2C$	338.05
Total time-space available, TS_c (ft^2-s), $TS_c = TS - [5(Q_{tdo} + Q_{tco})]$	25092.28
Circulation area per pedestrian, M (ft^2/p), $M = TS_c/4v_{tot}$	136.4
LOS (Exhibit 18-3)	A
LOS - Platoon (Exhibit 18-4)	B

Crosswalk Time-Space Analysis		
Average Pedestrian Delay at Signalized Intersections	**Crosswalk D**	**Crosswalk C**
Average delay, d_p (s), $d_p = 0.5(C-g)^2/C$	26.00	11.70
LOS at signalized intersection (Exhibit 18-9)	C	B
Number of pedestrians arriving during Don't Walk or red indication,[1] N_{ped} (p)	7.90	5.74
Average pedestrian walking speed, S_p (ft/s)	4.0	4.0
Total crossing time,[2] t (s)	19.3	12.9
Total time-space, TS (ft^2-s), TS = LW(WALK + FDW - L/2S_p)	26130	27735.5
Total crosswalk occupancy time, T (p-s) $T = (v_i + v_o)t$	270	322
Number of conflicting right-turning vehicles, N_{rv} (veh)	5.5	2.3
Time-space of right-turning vehicles, TS_{rv} (ft^2-s), $TS_{rv} = 40N_{rv}W_E$	2860	1196
Effective time-space, TS_E (ft^2-s), $TS_E = TS - TS_{rv}$	23270	26539.5
Circulation area per pedestrian, M (ft^2/p), $M = TS_E/T$	86.3	82.3
LOS (Exhibit 18-3)	A	A
LOS - Platoon (Exhibit 18-4)	C	C

Notes

1. Number of people in the subject movement who arrive before the WALK or concurrent green indication and exit the curb during the WALK or concurrent green indication. $N_{ped} = v_{co}$ or v_{do} (C-G)/C

2. If W > 10 ft, t = 3.2 + L/S_p + (2.7 N_{ped}/W); but if W <= 10 ft, t = 3.2 + L/S_p + (0.27 N_{ped})

PEDESTRIANS AT SIGNALIZED INTERSECTIONS WORKSHEET

General Information		Site Information	
Analyst	C.	Intersection/Corner	SW corner of York Ave and 70th St
Company	Ethan Eldon Assoc.	Peak Hour	AM
Date Performed	10/31/2007 15:09	Analysis Year	2010
Analysis Period	Peak 15-min.	Conditions	Build

Inputs				Geometric Inputs	
Cycle length, C	120			Width of Sidewalk on Minor-street W_a	10
Minor-street red phase, R_{mi}	53			Width of Sidewalk on Major-street W_b	20
Major-street red phase, R_{mi}	79			Radius of Corner	12
Minor-street effective green, g_i	67			Width of Minor-street L_c	35
Major-street effective green, g_i	41			Width of Major-street L_d	60
	Flow, p/15-min	Flow, p/15min * 1/60 = p/s	Flow, p/s*C	Minor-street crosswalk Inbound	93
v_{ci}	93	0.10	12	Major-street crosswalk Inbound	18
v_{cc}	71	0.08	9	Minor-street crosswalk Outbound	71
v_{di}	18	0.02	2	Major-street crosswalk Outbound	120
v_{do}	120	0.13	16	Corner pedestrian cross traffic	16
$v_{a,b}$	16	0.02	2	Minor-street crosswalk width W_c	12
v_{tot}	318	0.35	41	Major-street crosswalk width W_d	13

Street Corner Time-Space Analysis	
Total time-space, TS (ft^2-s) TS = $C(W_aW_b - 0.215R^2)$	20284.8
Time spent by pedestrians crossing major street, Q_{tdo} (p-s) $Q_{tdo} = v_{do} R_{mi}^2/2C$	187.2667
Time spent by pedestrians crossing minor street, Q_{tco} (p-s) $Q_{tco} = v_{co} R_{mi}^2/2C$	234.04
Total time-space available, TS_c (ft^2-s), $TS_c = TS - [5(Q_{tdo} + Q_{tco})]$	18178.28
Circulation area per pedestrian, M (ft^2/p), $M = TS_c/4v_{tot}$	110.8
LOS (Exhibit 18-3)	A
LOS - Platoon (Exhibit 18-4)	B

Crosswalk Time-Space Analysis		
Average Pedestrian Delay at Signalized Intersections	**Crosswalk D**	**Crosswalk C**
Average delay, d_p (s), $d_p = 0.5(C-g)^2/C$	26.00	11.70
LOS at signalized intersection (Exhibit 18-9)	C	B
Number of pedestrians arriving during Don't Walk or red indication,[1] N_{ped} (p)	10.53	3.98
Average pedestrian walking speed, S_p (ft/s)	4.0	4.0
Total crossing time,[2] t (s)	19.6	13.0
Total time-space, TS (ft^2-s), TS = LW(WALK + FDW - L/2S_p)	26130	26302.5
Total crosswalk occupancy time, T (p-s) $T = (v_i + v_c)t$	353	273
Number of conflicting right-turning vehicles, N_{tv} (veh)	7.0	0.0
Time-space of right-turning vehicles, TS_{tv} (ft^2-s), $TS_{tv} = 40N_{tv}W_E$	3640	0
Effective time-space, TS_E (ft^2-s), $TS_E = TS - TS_{tv}$	22490	26302.5
Circulation area per pedestrian, M (ft^2/p), $M = TS_E/T$	63.7	96.2
LOS (Exhibit 18-3)	A	A
LOS - Platoon (Exhibit 18-4)	C	B

Notes

1. Number of people in the subject movement who arrive before the WALK or concurrent green indication and exit the curb during the WALK or concurrent green indication. $N_{ped} = v_{co}$ or v_{do} (C-G)/C

2. If W > 10 ft, $t = 3.2 + L/S_p + (2.7 N_{ped}/W)$; but if W <= 10 ft, $t = 3.2 + L/S_p + (0.27 N_{ped})$.

PEDESTRIANS AT SIGNALIZED INTERSECTIONS WORKSHEET

General Information		Site Information	
Analyst	C.	Intersection/Corner	SW corner of York Ave and 70th St
Company	Ethan Eldon Assoc.	Peak Hour	Midday
Date Performed	10/31/2007 15:09	Analysis Year	2010
Analysis Period	Peak 15-min.	Conditions	Build

Inputs				Geometric Inputs	
Cycle length, C	120			Width of Sidewalk on Minor-street W_a	10
Minor-street red phase, R_{mi}	53			Width of Sidewalk on Major-street W_b	20
Major-street red phase, R_{mi}	79			Radius of Corner	12
Minor-street effective green, g_i	67			Width of Minor-street L_c	35
Major-street effective green, g_i	41			Width of Major-street L_d	60
	Flow, p/15-min	Flow, p/15min * 1/60 = p/s	Flow, p/s*C	Minor-street crosswalk Inbound	72
v_{ci}	72	0.08	10	Major-street crosswalk Inbound	58
v_{co}	53	0.06	7	Minor-street crosswalk Outbound	53
v_{di}	58	0.06	8	Major-street crosswalk Outbound	100
v_{do}	100	0.11	13	Corner pedestrian cross traffic	38
$v_{a,b}$	38	0.04	5	Minor-street crosswalk width W_c	12
v_{tot}	321	0.36	43	Major-street crosswalk width W_d	13

Street Corner Time-Space Analysis	
Total time-space, TS (ft^2-s) TS = $C(W_aW_b - 0.215R^2)$	20284.8
Time spent by pedestrians crossing major street, Q_{tdo} (p-s) $Q_{tdo} = v_{do} R_{mi}^2/2C$	152.1542
Time spent by pedestrians crossing minor street Q_{tco} (p-s) $Q_{tco} = v_{co} R_{mi}^2/2C$	182.03
Total time-space available, TS_c (ft^2-s), $TS_c = TS - [5(Q_{tdo} + Q_{tco})]$	18613.88
Circulation area per pedestrian, M (ft^2/p), $M = TS_c/4v_{tot}$	108.2
LOS (Exhibit 18-3)	A
LOS - Platoon (Exhibit 18-4)	B

Crosswalk Time-Space Analysis		
Average Pedestrian Delay at Signalized Intersections	**Crosswalk D**	**Crosswalk C**
Average delay, d_p (s), $d_p = 0.5(C-g)^2/C$	26.00	11.70
LOS at signalized intersection (Exhibit 18-9)	C	B
Number of pedestrians arriving during Don't Walk or red indication,[1] N_{ped} (p)	8.56	3.09
Average pedestrian walking speed, S_p (ft/s)	4.0	4.0
Total crossing time,[2] t (s)	19.4	12.8
Total time-space, TS (ft^2-s), TS = LW(WALK + FDW - L/$2S_p$)	26130	26302.5
Total crosswalk occupancy time, T (p-s) $T = (v_i + v_o)t$	406	217
Number of conflicting right-turning vehicles, N_{tv} (veh)	4.9	0.0
Time-space of right-turning vehicles, TS_{tv} (ft^2-s), $TS_{tv} = 40N_{tv}W_E$	2548	0
Effective time-space, TS_E (ft^2-s), $TS_E = TS - TS_{tv}$	23582	26302.5
Circulation area per pedestrian, M (ft^2/p), $M = TS_E/T$	58.0	121.0
LOS (Exhibit 18-3)	B	A
LOS - Platoon (Exhibit 18-4)	C	B

Notes

1. Number of people in the subject movement who arrive before the WALK or concurrent green indication and exit the curb during the WALK or concurrent green indication. $N_{ped} = v_{co}$ or v_{cc} (C-G)/C

2. If W > 10 ft, t = 3.2 + L/S_p + (2.7 N_{ped}/W); but if W <= 10 ft, t = 3.2 + L/S_p + (0.27 N_{ped})

PEDESTRIANS AT SIGNALIZED INTERSECTIONS WORKSHEET

General Information		Site Information	
Analyst	C.	Intersection/Corner	SW corner of York Ave and 70th St
Company	Ethan Eldon Assoc.	Peak Hour	PM
Date Performed	10/31/2007 15:09	Analysis Year	2010
Analysis Period	Peak 15-min.	Conditions	Build

Inputs				Geometric Inputs	
Cycle length, C		120		Width of Sidewalk on Minor-street W_a	10
Minor-street red phase, R_{mi}		53		Width of Sidewalk on Major-street W_b	20
Major-street red phase, R_{mj}		79		Radius of Corner	12
Minor-street effective green, g_i		67		Width of Minor-street L_c	35
Major-street effective green, g_j		41		Width of Major-street L_d	60
	Flow, p/15-min	Flow, p/15min * 1/60 = p/s	Flow, p/s*C	Minor-street crosswalk Inbound	110
v_{ci}	110	0.12	15	Major-street crosswalk Inbound	89
v_{co}	52	0.06	7	Minor-street crosswalk Outbound	52
v_{di}	89	0.10	12	Major-street crosswalk Outbound	18
v_{do}	18	0.02	2	Corner pedestrian cross traffic	23
$v_{a,b}$	23	0.03	3	Minor-street crosswalk width W_c	12
v_{tot}	292	0.32	39	Major-street crosswalk width W_d	13

Street Corner Time-Space Analysis	
Total time-space, TS (ft^2-s) TS = $C(W_aW_b - 0.215R^2)$	20284.8
Time spent by pedestrians crossing major street, Q_{tdo} (p-s) $Q_{tdo} = v_{do} R_{mi}^2/2C$	23.40833
Time spent by pedestrians crossing minor street, Q_{tco} (p-s) $Q_{tco} = v_{co} R_{mi}^2/2C$	182.03
Total time-space available, TS_c (ft^2-s), $TS_c = TS - [5(Q_{tdo} + Q_{tco})]$	19257.61
Circulation area per pedestrian, M (ft^2/p), $M = TS_c/4v_{tot}$	123.4
LOS (Exhibit 18-3)	A
LOS - Platoon (Exhibit 18-4)	B

Crosswalk Time-Space Analysis		
Average Pedestrian Delay at Signalized Intersections	**Crosswalk D**	**Crosswalk C**
Average delay, d_p (s), $d_p = 0.5(C-g)^2/C$	26.00	11.70
LOS at signalized intersection (Exhibit 18-9)	C	B
Number of pedestrians arriving during Don't Walk or red indication,[1] N_{ped} (p)	1.32	3.09
Average pedestrian walking speed, S_p (ft/s)	4.0	4.0
Total crossing time,[2] t (s)	18.4	12.8
Total time-space, TS (ft^2-s), TS = LW(WALK + FDW - L/2S_p)	26130	26302.5
Total crosswalk occupancy time, T (p-s) $T = (v_i + v_o)t$	257	281
Number of conflicting right-turning vehicles, N_{tv} (veh)	5.5	0.0
Time-space of right-turning vehicles, TS_{tv} (ft^2-s), $TS_{tv} = 40N_{tv}W_E$	2860	0
Effective time-space, TS_E (ft^2-s), $TS_E = TS - TS_{tv}$	23270	26302.5
Circulation area per pedestrian, M (ft^2/p), $M = TS_E/T$	90.4	93.5
LOS (Exhibit 18-3)	A	A
LOS - Platoon (Exhibit 18-4)	B	B

Notes

1. Number of people in the subject movement who arrive before the WALK or concurrent green indication and exit the curb during the WALK or concurrent green indication. $N_{ped} = v_{co}$ or v_{do} (C-G)/C

2. If W > 10 ft, t = 3.2 + L/S_p + (2.7 N_{ped}/W); but if W <= 10 ft, t = 3.2 + L/S_p + (0.27 N_{ped})

PEDESTRIANS AT SIGNALIZED INTERSECTIONS WORKSHEET

General Information		Site Information	
Analyst	C.	Intersection/Corner	NW corner of York Ave and 70th St
Company	Ethan Eldon Assoc.	Peak Hour	AM
Date Performed	10/31/2007 15:09	Analysis Year	2010
Analysis Period	Peak 15-min.	Conditions	Build

Inputs				Geometric Inputs	
Cycle length, C	120			Width of Sidewalk on Minor-street W_a	10
Minor-street red phase, R_{mi}	53			Width of Sidewalk on Major-street W_b	20
Major-street red phase, R_{mj}	79			Radius of Corner	12
Minor-street effective green, g_i	67			Width of Minor-street L_c	35
Major-street effective green, g_j	41			Width of Major-street L_d	60
	Flow, p/15-min	Flow, p/15min * 1/60 = p/s	Flow, p/s*C	Minor-street crosswalk Inbound	71
v_{ci}	71	0.08	9	Major-street crosswalk Inbound	38
v_{co}	93	0.10	12	Minor-street crosswalk Outbound	93
v_{di}	38	0.04	5	Major-street crosswalk Outbound	86
v_{do}	86	0.10	11	Corner pedestrian cross traffic	64
$v_{a,b}$	64	0.07	9	Minor-street crosswalk width W_c	12
v_{tot}	352	0.39	46	Major-street crosswalk width W_c	10

Street Corner Time Space Analysis	
Total time-space, TS (ft^2-s) $TS = C(W_a W_b - 0.215R^2)$	20284.8
Time spent by pedestrians crossing major street, Q_{tdo} (p-s) $Q_{tdo} = v_{do} R_{mi}^2/2C$	128.7458
Time spent by pedestrians crossing minor street, Q_{tco} (p-s) $Q_{tco} = v_{co} R_{mi}^2/2C$	312.05
Total time-space available, TS_c (ft^2-s), $TS_c = TS - [5(Q_{tdo} + Q_{tco})]$	18080.62
Circulation area per pedestrian, M (ft^2/p), $M = TS_c/4v_{tot}$	98.3
LOS (Exhibit 18-3)	A
LOS - Platoon (Exhibit 18-4)	B

Crosswalk Time Space Analysis		
Average Pedestrian Delay at Signalized Intersections	**Crosswalk D**	**Crosswalk C**
Average delay, d_p (s), $d_p = 0.5(C-g)^2/C$	26.00	11.70
LOS at signalized intersection (Exhibit 18-9)	C	B
Number of pedestrians arriving during Don't Walk or red indication,[1] N_{ped} (p)	7.24	5.30
Average pedestrian walking speed, S_p (ft/s)	4.0	4.0
Total crossing time,[2] t (s)	20.2	13.4
Total time-space, TS (ft^2-s), $TS = LW(WALK - FDW - L/2S_p)$	20100	26302.5
Total crosswalk occupancy time, T (p-s) $T = (v_i + v_o)t$	322	231
Number of conflicting right-turning vehicles, N_{rv} (veh)	6.5	0.0
Time-space of right-turning vehicles, TS_{rv} (ft^2-s), $TS_{rv} = 40N_{rv}W_E$	2600	0
Effective time-space, TS_E (ft^2-s), $TS_E = TS - TS_{rv}$	17500	26302.5
Circulation area per pedestrian, M (ft^2/p), $M = TS_E/T$	54.3	93.6
LOS (Exhibit 18-3)	B	A
LOS - Platoon (Exhibit 18-4)	C	B

Notes

1. Number of people in the subject movement who arrive before the WALK or concurrent green indication and exit the curb during the WALK or concurrent green indication. $N_{ped} = v_{co}$ or v_{do} (C-G)/C

2. If W > 10 ft, $t = 3.2 + L/S_p + (2.7 N_{ped}/W)$; but if W <= 10 ft, $t = 3.2 + L/S_p + (0.27 N_{ped})$

PEDESTRIANS AT SIGNALIZED INTERSECTIONS WORKSHEET

General Information		Site Information	
Analyst	C.	Intersection/Corner	NW corner of York Ave and 70th St
Company	Ethan Eldon Assoc.	Peak Hour	Midday
Date Performed	10/31/2007 15:09	Analysis Year	2010
Analysis Period	Peak 15-min.	Conditions	Build

Inputs				Geometric Inputs	
Cycle length, C	120			Width of Sidewalk on Minor-street W_a	10
Minor-street red phase, R_{mi}	53			Width of Sidewalk on Major-street W_b	20
Major-street red phase, R_{mj}	79			Radius of Corner	12
Minor-street effective green, g_i	67			Width of Minor-street L_c	35
Major-street effective green, g_j	41			Width of Major-street L_d	60
	Flow, p/15-min	Flow, p/15min * 1/60 = p/s	Flow, p/s*C	Minor-street crosswalk Inbound	53
v_{ci}	53	0.06	7	Major-street crosswalk Inbound	87
v_{co}	75	0.08	10	Minor-street crosswalk Outbound	75
v_{di}	87	0.10	12	Major-street crosswalk Outbound	66
v_{do}	66	0.07	9	Corner pedestrian cross traffic	87
$v_{a,b}$	87	0.10	12	Minor-street crosswalk width W_c	12
v_{tot}	368	0.41	50	Major-street crosswalk width W_d	10

Street Corner Time-Space Analysis	
Total time-space, TS (ft^2-s) TS = $C(W_aW_b - 0.215R^2)$	20284.8
Time spent by pedestrians crossing major street, Q_{tdo} (p-s) $Q_{tdo} = v_{do} R_{mi}^2/2C$	105.3375
Time spent by pedestrians crossing minor street, Q_{tco} (p-s) $Q_{tco} = v_{co} R_{mi}^2/2C$	260.04
Total time-space available, TS_c (ft^2-s), $TS_c = TS - [5(Q_{tdo} + Q_{tco})]$	18457.9
Circulation area per pedestrian, M (ft^2/p), $M = TS_c/4v_{tot}$	92.3
LOS (Exhibit 18-3)	A
LOS - Platoon (Exhibit 18-4)	B

Crosswalk Time-Space Analysis		
Average Pedestrian Delay at Signalized Intersections	**Crosswalk D**	**Crosswalk C**
Average delay, d_p (s), $d_p = 0.5(C-g)^2/C$	26.00	11.70
LOS at signalized intersection (Exhibit 18-9)	C	B
Number of pedestrians arriving during Don't Walk or red indication,[1] N_{ped} (p)	5.93	4.42
Average pedestrian walking speed, S_p (ft/s)	4.0	4.0
Total crossing time,[2] t (s)	19.8	13.1
Total time-space, TS (ft^2-s), TS = LW(WALK + FDW - $L/2S_p$)	20100	26302.5
Total crosswalk occupancy time, T (p-s) $T = (v_i + v_o)t$	416	223
Number of conflicting right-turning vehicles, N_{tv} (veh)	**4.0**	**0.0**
Time-space of right-turning vehicles, TS_{tv} (ft^2-s), $TS_{tv} = 40N_{tv}W_E$	1600	0
Effective time-space, TS_E (ft^2-s). $TS_E = TS - TS_{tv}$	18500	26302.5
Circulation area per pedestrian, M (ft^2/p), $M = TS_E/T$	44.5	117.7
LOS (Exhibit 18-3)	B	A
LOS - Platoon (Exhibit 18-4)	C	B

Notes

1. Number of people in the subject movement who arrive before the WALK or concurrent green indication and exit the curb during the WALK or concurrent green indication. $N_{ped} = v_{co}$ or v_{do} (C-G)/C

2. If W > 10 ft, $t = 3.2 + L/S_p + (2.7 N_{ped}/W)$; but if W <= 10 ft, $t = 3.2 + L/S_p + (0.27 N_{ped})$

PEDESTRIANS AT SIGNALIZED INTERSECTIONS WORKSHEET

General Information		Site Information	
Analyst	C.	Intersection/Corner	NW corner of York Ave and 70th St
Company	Ethan Eldon Assoc.	Peak Hour	PM
Date Performed	10/31/2007 15:09	Analysis Year	2010
Analysis Period	Peak 15-min.	Conditions	Build

Inputs				Geometric Inputs	
Cycle length, C	120			Width of Sidewalk on Minor-street W_a	10
Minor-street red phase, R_{mi}	53			Width of Sidewalk on Major-street W_b	20
Major-street red phase, R_{mj}	79			Radius of Corner	12
Minor-street effective green, g_i	57			Width of Minor-street L_i	35
Major-street effective green, g_j	41			Width of Major-street L_j	60
	Flow, p/15-min	Flow, p/15min * 1/60 = p/s	Flow, p/s*C	Minor-street crosswalk Inbound	52
v_{ci}	52	0.06	7	Major-street crosswalk Inbound	139
v_{co}	110	0.12	15	Minor-street crosswalk Outbound	110
v_{di}	139	0.15	19	Major-street crosswalk Outbound	40
v_{do}	40	0.04	5	Corner pedestrian cross traffic	44
$v_{a,b}$	44	0.05	6	Minor-street crosswalk width W_c	12
v_{tot}	385	0.43	52	Major-street crosswalk width W_d	10

Street Corner Time-Space Analysis	
Total time-space, TS (ft^2-s) TS = $C(W_aW_b - 0.215R^2)$	20284.8
Time spent by pedestrians crossing major street, Q_{tdo} (p-s) $Q_{tdo} = v_{do} R_{mi}^2/2C$	58.52083
Time spent by pedestrians crossing minor street, Q_{tco} (p-s) $Q_{tco} = v_{co} R_{mi}^2/2C$	390.06
Total time-space available, TS_c (ft^2-s), $TS_c = TS - [5(Q_{tdo} + Q_{tco})]$	18041.88
Circulation area per pedestrian, M (ft^2/p), $M = TS_c/V_{tot}$	86.7
LOS (Exhibit 18-3)	A
LOS - Platoon (Exhibit 18-4)	C

Crosswalk Time-Space Analysis		
Average Pedestrian Delay at Signalized Intersections	**Crosswalk D**	**Crosswalk C**
Average delay, d_p (s), $d_p = 0.5(C-g)^2/C$	26.00	11.70
LOS at signalized intersection (Exhibit 18-9)	C	B
Number of pedestrians arriving during Don't Walk or red indication,[1] N_{ped} (p)	3.29	6.63
Average pedestrian walking speed, S_p (ft/s)	4.0	4.0
Total crossing time,[2] t (s)	19.1	13.7
Total time-space, TS (ft^2-s), TS = LW(WALK + FDW - L/2S_p)	20100	26302.5
Total crosswalk occupancy time, T (p-s) $T = (v_i + v_o)t$	458	302
Number of conflicting right-turning vehicles, N_{tv} (veh)	5.8	0.0
Time-space of right-turning vehicles, TS_{tv} (ft^2-s), $TS_{tv} = 40N_{tv}W_E$	2320	0
Effective time-space, TS_E (ft^2-s), $TS_E = TS - TS_{tv}$	17780	26302.5
Circulation area per pedestrian, M (ft^2/p), $M = TS_E/T$	38.8	87.0
LOS (Exhibit 18-3)	C	A
LOS - Platoon (Exhibit 18-4)	D	C

Notes

1. Number of people in the subject movement who arrive before the WALK or concurrent green indication and exit the curb during the WALK or concurrent green indication. $N_{ped} = v_{co}$ or v_{do} (C-G)/C

2. If W > 10 ft, $t = 3.2 + L/S_p + (2.7 N_{ped}/W)$; but if W <= 10 ft, $t = 3.2 + L/S_p + (0.27 N_{ped})$

PEDESTRIANS WORKSHEET HSS Build Conditions

General Information		Site Information	
Analyst	C.	Intersection/Corner	East sidewalk on York Ave
Company	Ethan Eldon Assoc		between 71st & 72nd Sts.
Date Performed	10/31/2007 14:14	Analysis Year	2010
Analysis Period	Peak 15-min.	Conditions	Build

Walkways and Sidewalk Pedestrian Facilities

	AM	Midday	PM	
Total width of crosswalks, W_T (ft)	20	20	20	
Sum of obstructions width and/or shy distances,[1] W_o (ft)	4	4	4	
Effective crosswalk width, W_E (ft), $W_E = W_T - W_O$	16	16	16	
Peak 15-min flow rate (both directions), V_{15} (p/15-min)	112	109	97	
Pedestrian unit flow rate, v_p (p/min/ft), $v_p = v_{15}/(15*W_E)$	0.47	0.45	0.40	
LOS (Exhibit 18-3)	A	A	A	
LOS Platoon (Exhibits 18-4)	A	A	A	

Notes

1. Inclues curb width, street furniture, window shops, building protrusions, inside clearance, and all other field-observed obstructions

General Information		Site Information	
Analyst	C	Intersection/Corner	North sidewalk on 71st Street
Company	Ethan Eldon Assoc.		between York Av & FDR
Date Performed	10/31/2007 14:12	Analysis Year	2010
Analysis Period	Peak 15-min.	Conditions	Build

Walkways and Sidewalk Pedestrian Facilities	AM	Midday	PM	
Total width of crosswalks, W_T (ft)	12	12	12	
Sum of obstructions width and/or shy distances,[1] W_o (ft)	4	4	4	
Effective crosswalk width, W_E (ft), $W_E = W_T - W_O$	8	8	8	
Peak 15-min flow rate (both directions), V_{15} (p/15-min)	89	96	135	
Pedestrian unit flow rate, v_p (p/min/ft), $v_p = v_{15}/(15*W_E)$	0.74	0.80	1.13	
LOS (Exhibit 18-3)	A	A	A	
LOS Platoon (Exhibits 18-4)	B	B	B	

Notes

1. Inclues curb width, street furniture, window shops, building protrusions, inside clearance, and all other field-observed obstructions

PEDESTRIANS WORKSHEET HSS Build Conditions

General Information		Site Information	
Analyst	C.	Intersection/Corner	South sidewalk on 71st Street
Company	Ethan Eldon Assoc.		between York Av & FDR
Date Performed	10/31/2007 14:12	Analysis Year	2010
Analysis Period	Peak 15-min.	Conditions	Build

Walkways and Sidewalk Pedestrian Facilities	AM	Midday	PM	
Total width of crosswalks, W_T (ft)	12	12	12	
Sum of obstructions width and/or shy distances,[1] W_o (ft)	4	4	4	
Effective crosswalk width, W_E (ft), $W_E = W_T - W_O$	8	8	8	
Peak 15-min flow rate (both directions), V_{15} (p/15-min)	39	29	31	
Pedestrian unit flow rate, v_p (p/min/ft), $v_p = v_{15}/(15*W_E)$	0.33	0.24	0.26	
LOS (Exhibit 18-3)	A	A	A	
LOS Platoon (Exhibits 18-4)	A	A	A	

Notes

1. Inclues curb width, street furniture, window shops, building protrusions, inside clearance, and all other field-observed obstructions

PEDESTRIANS WORKSHEET

HSS Build Conditions

General Information		Site Information	
Analyst	C.	Intersection/Corner	East sidewalk on York Ave
Company	Ethan Eldon Assoc.		between 71st & 70th Sts.
Date Performed	10/31/2007 14:12	Analysis Year	2010
Analysis Period	Peak 15-min.	Conditions	Build

Walkways and Sidewalk Pedestrian Facilities

	AM	Midday	PM	
Total width of crosswalks, W_T (ft)	20	20	20	
Sum of obstructions width and/or shy distances,[1] W_o (ft)	4	4	4	
Effective crosswalk width, W_E (ft), $W_E = W_T - W_O$	16	16	16	
Peak 15-min flow rate (both directions), V_{15} (p/15-min)	132	126	117	
Pedestrian unit flow rate, v_p (p/min/ft), $v_p = v_{15}/(15*W_E)$	0.55	0.53	0.49	
LOS (Exhibit 18-3)	A	A	A	
LOS Platoon (Exhibits 18-4)	B	B	A	

Notes

1. Inclues curb width, street furniture, window shops, building protrusions, inside clearance, and all other field-observed obstructions

PEDESTRIANS WORKSHEET HSS Build Conditions

General Information		Site Information	
Analyst	C.	Intersection/Corner	West sidewalk on York Ave
Company	Ethan Eldon Assoc.		between 71st & 70th Sts.
Date Performed	10/31/2007 14:12	Analysis Year	2010
Analysis Period	Peak 15-min.	Conditions	Build

Walkways and Sidewalk Pedestrian Facilities	AM	Midday	PM	
Total width of crosswalks, W_T (ft)	20	20	20	
Sum of obstructions width and/or shy distances,[1] W_o (ft)	4	4	4	
Effective crosswalk width, W_E (ft), $W_E = W_T - W_O$	16	16	16	
Peak 15-min flow rate (both directions), V_{15} (p/15-min)	163	229	149	
Pedestrian unit flow rate, v_p (p/min/ft), $v_p = v_{15}/(15*W_E)$	0.68	0.95	0.62	
LOS (Exhibit 18-3)	*A*	*A*	*A*	
LOS Platoon (Exhibits 18-4)	*B*	*B*	*B*	

Notes

1. Inclues curb width, street furniture, window shops, building protrusions, inside clearance, and all other field-observed obstructions

General Information		Site Information	
Analyst	C.	Intersection/Corner	South sidewalk on 71st Street
Company	Ethan Eldon Assoc.		between York & 1st Aves
Date Performed	10/31/2007 14:12	Analysis Year	2010
Analysis Period	Peak 15-min.	Conditions	Build

Walkways and Sidewalk Pedestrian Facilities

	AM	Midday	PM	
Total width of crosswalks, W_T (ft)	13	13	13	
Sum of obstructions width and/or shy distances,[1] W_O (ft)	4	4	4	
Effective crosswalk width, W_E (ft), $W_E = W_T - W_O$	9	9	9	
Peak 15-min flow rate (both directions), V_{15} (p/15-min)	90	121	92	
Pedestrian unit flow rate, v_p (p/min/ft), $v_p = v_{15}/(15*W_E)$	0.67	0.90	0.68	
LOS (Exhibit 18-3)	A	A	A	
LOS Platoon (Exhibits 18-4)	B	B	B	

Notes

1. Inclues curb width, street furniture, window shops, building protrusions, inside clearance, and all other field-observed obstructions

PEDESTRIANS WORKSHEET HSS Build Conditions

General Information		Site Information	
Analyst	C.	Intersection/Corner	North sidewalk on 71st Street
Company	Ethan Eldon Assoc.		between York & 1st Aves
Date Performed	10/31/2007 14:12	Analysis Year	2010
Analysis Period	Peak 15-min.	Conditions	Build

Walkways and Sidewalk Pedestrian Facilities	AM	Midday	PM	
Total width of crosswalks, W_T (ft)	13	13	13	
Sum of obstructions width and/or shy distances,[1] W_o (ft)	4	4	4	
Effective crosswalk width, W_E (ft), $W_E = W_T - W_O$	9	9	9	
Peak 15-min flow rate (both directions), V_{15} (p/15-min)	56	44	74	
Pedestrian unit flow rate, v_p (p/min/ft), $v_p = v_{15}/(15*W_E)$	0.41	0.33	0.55	
LOS (Exhibit 18-3)	A	A	A	
LOS Platoon (Exhibits 18-4)	A	A	B	

Notes

1. Inclues curb width, street furniture, window shops, building protrusions, inside clearance, and all other field-observed obstructions

General Information		Site Information	
Analyst	C.	Intersection/Corner	West sidewalk on York Ave
Company	Ethan Eldon Assoc.		between 71st & 72nd Sts.
Date Performed	10/31/2007 14:12	Analysis Year	2010
Analysis Period	Peak 15-min.	Conditions	Build

Walkways and Sidewalk Pedestrian Facilities	AM	Midday	PM	
Total width of crosswalks, W_T (ft)	20	20	20	
Sum of obstructions width and/or shy distances,[1] W_o (ft)	4	4	4	
Effective crosswalk width, W_E (ft), $W_E = W_T - W_O$	16	16	16	
Peak 15-min flow rate (both directions), V_{15} (p/15-min)	126	106	129	
Pedestrian unit flow rate, v_p (p/min/ft), $v_p = v_{15}/(15*W_E)$	0.53	0.44	0.54	
LOS (Exhibit 18-3)	A	A	A	
LOS Platoon (Exhibits 18-4)	B	A	B	

Notes

1. Inclues curb width, street furniture, window shops, building protrusions, inside clearance, and all other field-observed obstructions

PEDESTRIANS WORKSHEET

HSS Build Conditions

General Information		Site Information	
Analyst	C.	Intersection/Corner	East sidewalk on York Ave
Company	Ethan Eldon Assoc.		between 70th & 71st Sts.
Date Performed	10/31/2007 14:18	Analysis Year	2010
Analysis Period	Peak 15-min.	Conditions	Build

Walkways and Sidewalk Pedestrian Facilities

	AM	Midday	PM	
Total width of crosswalks, W_T (ft)	20	20	20	
Sum of obstructions width and/or shy distances,[1] W_o (ft)	4	4	4	
Effective crosswalk width, W_E (ft), $W_E = W_T - W_O$	16	16	16	
Peak 15-min flow rate (both directions), V_{15} (p/15-min)	132	126	117	
Pedestrian unit flow rate, v_p (p/min/ft), $v_p = v_{15}/(15*W_E)$	0.55	0.53	0.49	
LOS (Exhibit 18-3)	A	A	A	
LOS Platoon (Exhibits 18-4)	B	B	A	

Notes

1. Inclues curb width, street furniture, window shops, building protrusions, inside clearance, and all other field-observed obstructions

PEDESTRIANS WORKSHEET

HSS Build Conditions

General Information		Site Information	
Analyst	C.	Intersection/Corner	North sidewalk on 70th Street
Company	Ethan Eldon Assoc.		between York Av & FDR
Date Performed	10/31/2007 14:18	Analysis Year	2010
Analysis Period	Peak 15-min.	Conditions	Build

Walkways and Sidewalk Pedestrian Facilities

	AM	Midday	PM	
Total width of crosswalks, W_T (ft)	13	13	13	
Sum of obstructions width and/or shy distances,[1] W_o (ft)	4	4	4	
Effective crosswalk width, W_E (ft), $W_E = W_T - W_o$	9	9	9	
Peak 15-min flow rate (both directions), V_{15} (p/15-min)	94	105	87	
Pedestrian unit flow rate, v_p (p/min/ft), $v_p = v_{15}/(15*W_E)$	0.70	0.78	0.64	
LOS (Exhibit 18-3)	A	A	A	
LOS Platoon (Exhibits 18-4)	B	B	B	

Notes

1. Inclues curb width, street furniture, window shops, building protrusions, inside clearance, and all other field-observed obstructions

General Information		Site Information	
Analyst	C.	Intersection/Corner	South sidewalk on 70th Street
Company	Ethan Eldon Assoc.		between York Av & FDR
Date Performed	10/31/2007 14:18	Analysis Year	2010
Analysis Period	Peak 15-min.	Conditions	Build

Walkways and Sidewalk Pedestrian Facilities

	AM	Midday	PM	
Total width of crosswalks, W_T (ft)	13	13	13	
Sum of obstructions width and/or shy distances,[1] W_o (ft)	4	4	4	
Effective crosswalk width, W_E (ft), $W_E = W_T - W_O$	9	9	9	
Peak 15-min flow rate (both directions), V_{15} (p/15-min)	86	87	115	
Pedestrian unit flow rate, v_p (p/min/ft), $v_p = v_{15}/(15*W_E)$	0.64	0.64	0.85	
LOS (Exhibit 18-3)	A	A	A	
LOS Platoon (Exhibits 18-4)	B	B	B	

Notes

1. Inclues curb width, street furniture, window shops, building protrusions, inside clearance, and all other field-observed obstructions

General Information		Site Information	
Analyst	C.	Intersection/Corner	East sidewalk on York Ave
Company	Ethan Eldon Assoc.		between 70th & 69th Sts.
Date Performed	10/31/2007 14:18	Analysis Year	2010
Analysis Period	Peak 15-min.	Conditions	Build

Walkways and Sidewalk Pedestrian Facilities	AM	Midday	PM
Total width of crosswalks, W_T (ft)	20	20	20
Sum of obstructions width and/or shy distances,[1] W_o (ft)	4	4	4
Effective crosswalk width, W_E (ft), $W_E = W_T - W_O$	16	16	16
Peak 15-min flow rate (both directions), V_{15} (p/15-min)	163	148	213
Pedestrian unit flow rate, v_p (p/min/ft), $v_p = v_{15}/(15*W_E)$	0.68	0.62	0.89
LOS (Exhibit 18-3)	A	A	A
LOS Platoon (Exhibits 18-4)	B	B	B

Notes

1. Inclues curb width, street furniture, window shops, building protrusions, inside clearance, and all other field-observed obstructions

PEDESTRIANS WORKSHEET HSS Build Conditions

General Information		Site Information	
Analyst	C.	Intersection/Corner	West sidewalk on York Ave
Company	Ethan Eldon Assoc.		between 70th & 69th Sts.
Date Performed	10/31/2007 14:18	Analysis Year	2010
Analysis Period	Peak 15-min.	Conditions	Build

Walkways and Sidewalk Pedestrian Facilities	AM	Midday	PM
Total width of crosswalks, W_T (ft)	20	20	20
Sum of obstructions width and/or shy distances,[1] W_o (ft)	4	4	4
Effective crosswalk width, W_E (ft), $W_E = W_T - W_O$	16	16	16
Peak 15-min flow rate (both directions), V_{15} (p/15-min)	149	100	132
Pedestrian unit flow rate, v_p (p/min/ft), $v_p = v_{15}/(15*W_E)$	0.62	0.42	0.55
LOS (Exhibit 18-3)	A	A	A
LOS Platoon (Exhibits 18-4)	B	A	B

Notes

1. Inclues curb width, street furniture, window shops, building protrusions, inside clearance, and all other field-observed obstructions

General Information		Site Information	
Analyst	C	Intersection/Corner	South sidewalk on 70th Street
Company	Ethan Eldon Assoc.		between York & 1st Aves
Date Performed	10/31/2007 14:18	Analysis Year	2010
Analysis Period	Peak 15-min.	Conditions	Build

Walkways and Sidewalk Pedestrian Facilities

	AM	Midday	PM	
Total width of crosswalks, W_T (ft)	10	10	10	
Sum of obstructions width and/or shy distances,[1] W_O (ft)	4	4	4	
Effective crosswalk width, W_E (ft), $W_E = W_T - W_O$	6	6	6	
Peak 15-min flow rate (both directions), V_{15} (p/15-min)	70	132	59	
Pedestrian unit flow rate, v_p (p/min/ft), $v_p = v_{15}/(15*W_E)$	0.78	1.47	0.66	
LOS (Exhibit 18-3)	A	A	A	
LOS Platoon (Exhibits 18-4)	B	B	B	

Notes

1. Inclues curb width, street furniture, window shops, building protrusions, inside clearance, and all other field-observed obstructions

General Information		Site Information	
Analyst	C.	Intersection/Corner	North sidewalk on 70th Street
Company	Ethan Eldon Assoc.		between York & 1st Aves
Date Performed	10/31/2007 14:18	Analysis Year	2010
Analysis Period	Peak 15-min.	Conditions	Build

Walkways and Sidewalk Pedestrian Facilities

	AM	Midday	PM	
Total width of crosswalks, W_T (ft)	10	10	10	
Sum of obstructions width and/or shy distances,[1] W_o (ft)	4	4	4	
Effective crosswalk width, W_E (ft), $W_E = W_T - W_O$	6	6	6	
Peak 15-min flow rate (both directions), V_{15} (p/15-min)	212	263	212	
Pedestrian unit flow rate, v_p (p/min/ft), $v_p = v_{15}/(15*W_E)$	2.36	2.92	2.36	
LOS (Exhibit 18-3)	A	A	A	
LOS Platoon (Exhibits 18-4)	B	B	B	

Notes

1. Inclues curb width, street furniture, window shops, building protrusions, inside clearance, and all other field-observed obstructions

PEDESTRIANS WORKSHEET

HSS Build Conditions

General Information		Site Information	
Analyst	C.	Intersection/Corner	West sidewalk on York Ave
Company	Ethan Eldon Assoc.		between 70th & 71st Sts.
Date Performed	10/31/2007 14:18	Analysis Year	2010
Analysis Period	Peak 15-min.	Conditions	Build

Walkways and Sidewalk Pedestrian Facilities

	AM	Midday	PM	
Total width of crosswalks, W_T (ft)	20	20	20	
Sum of obstructions width and/or shy distances, W_o (ft)	4	4	4	
Effective crosswalk width, W_E (ft), $W_E = W_T - W_O$	16	16	16	
Peak 15-min flow rate (both directions), V_{15} (p/15-min)	163	229	149	
Pedestrian unit flow rate, v_p (p/min/ft) $v_p = v_{15}/(15*W_E)$	0.68	0.95	0.62	
LOS (Exhibit 18-3)	A	A	A	
LOS Platoon (Exhibits 18-4)	B	B	B	

Notes

1. Inclues curb width, street furniture, window shops, building protrusions, inside clearance, and all other field-observed obstructions

APPENDIX B

Hospital for Special Surgery Pedestrian Analysis

Accident Data

SUMMARY ACCIDENT REPORT

FROM:	1/1/2003	TO:	12/31/2003	Precinct:	0

MAIN ST	CROSS ST	TOTAL	RPT	NON-RPT	KILLED	INJURED	PED	BIKE	NON-PED	0-4			5-14			15-19			20-29			30-39			40-49			50-59			60-44			65+		
										P	B	NP	P	B	NP	P	B	NP	P	B	NP	P	B	NP	P	B	NP	P	B	NP	B	P	NP	P	B	NP
YORK AVENUE	EAST 72 STREET	32	4	28	0	6	3	0	3	0	0	0	0	0	0	0	0	1	2	0	2	0	0	0	0	0	0	1	0	0	0	0	0	1	0	0
YORK AVENUE	EAST 71 STREET	24	4	20	0	4	2	1	1	0	0	0	0	0	0	0	0	0	0	0	0	0	0	0	1	0	0	0	0	0	0	0	0	0	0	0
YORK AVENUE	EAST 70 STREET	16	2	14	0	2	1	0	1	0	0	0	0	0	0	0	0	0	0	0	0	1	0	0	0	0	0	0	0	0	0	0	0	0	0	0
FDR DRIVE SERVICE ROA	EAST 71 STREET	0	0	0	0	0	0	0	0	0	0	0	0	0	0	0	0	0	0	0	0	0	0	0	0	0	0	0	0	0	0	0	0	0	0	0
		0	0	0	0	0	0	0	0	0	0	0	0	0	0	0	0	0	0	0	0	0	0	0	0	0	0	0	0	0	0	0	0	0	0	0
		0	0	0	0	0	0	0	0	0	0	0	0	0	0	0	0	0	0	0	0	0	0	0	0	0	0	0	0	0	0	0	0	0	0	0
		0	0	0	0	0	0	0	0	0	0	0	0	0	0	0	0	0	0	0	0	0	0	0	0	0	0	0	0	0	0	0	0	0	0	0
		0	0	0	0	0	0	0	0	0	0	0	0	0	0	0	0	0	0	0	0	0	0	0	0	0	0	0	0	0	0	0	0	0	0	0
		0	0	0	0	0	0	0	0	0	0	0	0	0	0	0	0	0	0	0	0	0	0	0	0	0	0	0	0	0	0	0	0	0	0	0
		0	0	0	0	0	0	0	0	0	0	0	0	0	0	0	0	0	0	0	0	0	0	0	0	0	0	0	0	0	0	0	0	0	0	0

DATA SOURCE : NYPD REPORT AND ANALYSIS CREATED BY : SOLOMON ASSEFA AND DAVID C. LAUMONIER P=PEDESTRIAN; B=BICYCLIST; NP=NON PEDESTRIAN

SUMMARY ACCIDENT REPORT

FROM:	1/1/2004	TO:	12/31/2004	Precinct:	0

MAIN ST	CROSS ST	TOTAL	RPT	NON-RPT	KILLED	INJURED	PED	BIKE	NON-PED	0-4			5-14			15-19			20-29			30-39			40-49			50-59			60-64			65+		
										P	B	NP	P	B	NP	P	B	NP	P	B	NP	P	B	NP	P	B	NP	P	B	NP	P	B	NP	P	B	NP
YORK AVENUE	EAST 72 STREET	30	2	28	0	2	1	1	0	0	0	0	0	0	0	0	0	0	0	0	0	0	0	1	1	0	0	0	0	0	0	0	0	0	0
YORK AVENUE	EAST 71 STREET	21	4	17	0	4	1	1	2	0	0	0	0	0	0	0	0	0	0	1	1	0	0	0	0	0	0	0	0	0	0	1	0	0
YORK AVENUE	EAST 70 STREET	20	4	16	0	5	1	1	3	0	0	0	0	0	0	0	1	0	1	0	0	0	0	0	0	1	0	0	1	0	0	0	0	0	0
FDR DRIVE SERVICE ROA	EAST 71 STREET	0	0	0	0	0	0	0	0	0	0	0	0	0	0	0	0	0	0	0	0	0	0	0	0	0	0	0	0	0	0	0	0	0	0
		0	0	0	0	0	0	0	0	0	0	0	0	0	0	0	0	0	0	0	0	0	0	0	0	0	0	0	0	0	0	0	0	0	0
		0	0	0	0	0	0	0	0	0	0	0	0	0	0	0	0	0	0	0	0	0	0	0	0	0	0	0	0	0	0	0	0	0	0
		0	0	0	0	0	0	0	0	0	0	0	0	0	0	0	0	0	0	0	0	0	0	0	0	0	0	0	0	0	0	0	0	0	0
		0	0	0	0	0	0	0	0	0	0	0	0	0	0	0	0	0	0	0	0	0	0	0	0	0	0	0	0	0	0	0	0	0	0
		0	0	0	0	0	0	0	0	0	0	0	0	0	0	0	0	0	0	0	0	0	0	0	0	0	0	0	0	0	0	0	0	0	0
		0	0	0	0	0	0	0	0	0	0	0	0	0	0	0	0	0	0	0	0	0	0	0	0	0	0	0	0	0	0	0	0	0	0

DATA SOURCE : NYPD *REPORT AND ANALYSIS CREATED BY : SOLOMON ASSEFA AND DAVID C. LAUMONIER* P=PEDESTRIAN; B=BICYCLIST; NP=NON PEDESTRIAN

SUMMARY ACCIDENT REPORT

FROM: 1/1/2005 TO: 12/31/2005 Precinct: 0

MAIN ST	CROSS ST	TOTAL	RPT.	NON-RPT	KILLED	INJURED	PED	BIKE	NON-PED	0-4			5-14			15-19			20-29			30-39			40-49			50-59			60-44			65+		
										P	B	NP	P	B	NP	P	B	NP	P	B	NP	P	B	NP	P	B	NP	P	B	NP	B	P	NP	P	B	NP
YORK AVENUE	EAST 72 STREET	31	3	28	0	3	2	0	1	0	0	0	0	0	0	0	0	0	2	0	0	1	0	0	0	0	0	0	0	0	0	0	0	0	0
YORK AVENUE	EAST 71 STREET	25	4	21	0	4	3	0	1	0	0	0	0	0	0	0	0	0	0	0	0	0	0	0	0	0	0	0	0	0	0	1	0	0	0
YORK AVENUE	EAST 70 STREET	20	3	17	0	3	0	0	3	0	0	0	0	0	0	0	0	0	0	0	0	0	0	0	0	0	0	0	0	0	0	1	0	0	0
FDR DRIVE SERVICE ROA	EAST 71 STREET	0	0	0	0	0	0	0	0	0	0	0	0	0	0	0	0	0	0	0	0	0	0	0	0	0	0	0	0	0	0	0	0	0	0
		0	0	0	0	0	0	0	0	0	0	0	0	0	0	0	0	0	0	0	0	0	0	0	0	0	0	0	0	0	0	0	0	0	0
		0	0	0	0	0	0	0	0	0	0	0	0	0	0	0	0	0	0	0	0	0	0	0	0	0	0	0	0	0	0	0	0	0	0
		0	0	0	0	0	0	0	0	0	0	0	0	0	0	0	0	0	0	0	0	0	0	0	0	0	0	0	0	0	0	0	0	0	0
		0	0	0	0	0	0	0	0	0	0	0	0	0	0	0	0	0	0	0	0	0	0	0	0	0	0	0	0	0	0	0	0	0	0
		0	0	0	0	0	0	0	0	0	0	0	0	0	0	0	0	0	0	0	0	0	0	0	0	0	0	0	0	0	0	0	0	0	0
		0	0	0	0	0	0	0	0	0	0	0	0	0	0	0	0	0	0	0	0	0	0	0	0	0	0	0	0	0	0	0	0	0	0

DATA SOURCE : NYPD *REPORT AND ANALYSIS CREATED BY : SOLOMON ASSEFA AND DAVID C. LAUMONIER* P=PEDESTRIAN; B=BICYCLIST; NP=NON PEDESTRIAN

Appendix C
Waterfront Revitalization Program
Consistency Assessment Form

For Internal Use Only:
Date Received: _____

WRP no. _____
DOS no. _____

NEW YORK CITY WATERFRONT REVITALIZATION PROGRAM
Consistency Assessment Form

Proposed actions that are subject to CEQR, ULURP or other local, state or federal discretionary review procedures, and that are within New York City's designated coastal zone, must be reviewed and assessed for their consistency with the *New York City Waterfront Revitalization Program (WRP)*. The WRP was adopted as a 197-a Plan by the Council of the City of New York on October 13, 1999, and subsequently approved by the New York State Department of State with the concurrence of the United States Department of Commerce pursuant to applicable state and federal law, including the Waterfront Revitalization of Coastal Areas and Inland Waterways Act. As a result of these approvals, state and federal discretionary actions within the city's coastal zone must be consistent to the maximum extent practicable with the WRP policies and the city must be given the opportunity to comment on all state and federal projects within its coastal zone.

This form is intended to assist an applicant in certifying that the proposed activity is consistent with the WRP. It should be completed when the local, state, or federal application is prepared. The completed form and accompanying information will be used by the New York State Department of State, other state agencies or the New York City Department of City Planning in their review of the applicant's certification of consistency.

A. APPLICANT

1. Name: Ethan C. Eldon Associates, Inc. for Hospital for Special Surgery
2. Address: 1350 Broadway, Suite 612, New York, NY 10018
3. Telephone: 212-967-5400 Fax: 212-967-2747 E-mail: eceaethan@aol.com
4. Project site owner: New York Society for Ruptured and Crippled

B. PROPOSED ACTIVITY

1. Brief description of activity:

New construction of a platform within the air space over the FDR Drive along the north side of 71st Street, with a 103,010 SF new hospital building constructed over it. Expansion of the existing hospital's East wing with new construction of 53,500 SF. The new building would be 12-stories and called the "River" building. The East wing would be 11-stories when the proposed 3-story addition is completed.

2. Purpose of activity:

Modernization of the facility to expand operating room capacity, inpatient beds, ambulatory surgery, diagnostic imaging services, sports medicine rehabilitation and physician offices. To allow the facility to accomodate high utilization and volume increases in surgeries and patients.

3. Location of activity: (street address/borough or site description):

535 East 70th Street, Manhattan, NY 10021
The existing building is located on the north side of East 70th Street between York Avenue and the FDR Drive and over the FDR Drive. The new River building would be constructed on the north side of East 71st Street over the FDR Drive

Proposed Activity Cont'd

4. If a federal or state permit or license was issued or is required for the proposed activity, identify the permit type(s), the authorizing agency and provide the application or permit number(s), if known:

5. Is federal or state funding being used to finance the project? If so, please identify the funding source(s).

Yes. United States Department of Housing and Urgan Development (FHA) and Dormitory Authority of State of New York (DASNY) funding.

6. Will the proposed project require the preparation of an environmental impact statement?
Yes x No _____ If yes, identify Lead Agency:

New York City Department of City Planning

7. Identify city discretionary actions, such as a zoning amendment or adoption of an urban renewal plan, required for the proposed project.

Special Permit for new construction in the air space over the FDR Drive; Modification of existing Special Permit for the East and West wings; Elimination, discontinuance and closing, and convey-ance to erect columns and footings on the East River Esplanade; Approval for building over the FDR Drive; Approval for construction plans; Approval for support columns on the East River Esplanade; Approval from Art Commission for construction over the FDR Drive; NYCDOT approval.

C. COASTAL ASSESSMENT

Location Questions:	Yes	No
1. Is the project site on the waterfront or at the water's edge?	x	
2. Does the proposed project require a waterfront site?		x
3. Would the action result in a physical alteration to a waterfront site, including land along the shoreline, land underwater, or coastal waters?		x

Policy Questions	Yes	No
The following questions represent, in a broad sense, the policies of the WRP. Numbers in parentheses after each question indicate the policy or policies addressed by the question. The new Waterfront Revitalization Program offers detailed explanations of the policies, including criteria for consistency determinations. Check either "Yes" or "No" for each of the following questions. For all "yes" responses, provide an attachment assessing the effects of the proposed activity on the relevant policies or standards. Explain how the action would be consistent with the goals of those policies and standards.		
4. Will the proposed project result in revitalization or redevelopment of a deteriorated or under-used waterfront site? (1)		x
5. Is the project site appropriate for residential or commercial redevelopment? (1.1)		x
6. Will the action result in a change in scale or character of a neighborhood? (1.2)		x

Policy Questions cont'd	Yes	No
7. Will the proposed activity require provision of new public services or infrastructure in undeveloped or sparsely populated sections of the coastal area? (1.3)		X
8. Is the action located in one of the designated Significant Maritime and Industrial Areas (SMIA): South Bronx, Newtown Creek, Brooklyn Navy Yard, Red Hook, Sunset Park, or Staten Island? (2)		X
9. Are there any waterfront structures, such as piers, docks, bulkheads or wharves, located on the project sites? (2)		X
10. Would the action involve the siting or construction of a facility essential to the generation or transmission of energy, or a natural gas facility, or would it develop new energy resources? (2.1)		X
11. Does the action involve the siting of a working waterfront use outside of a SMIA? (2.2)		X
12. Does the proposed project involve infrastructure improvement, such as construction or repair of piers, docks, or bulkheads? (2.3, 3.2)		X
13. Would the action involve mining, dredging, or dredge disposal, or placement of dredged or fill materials in coastal waters? (2.3, 3.1, 4, 5.3, 6.3)		X
14. Would the action be located in a commercial or recreational boating center, such as City Island, Sheepshead Bay or Great Kills or an area devoted to water-dependent transportation? (3)		X
15. Would the proposed project have an adverse effect upon the land or water uses within a commercial or recreation boating center or water-dependent transportation center? (3.1)		X
16. Would the proposed project create any conflicts between commercial and recreational boating? (3.2)		X
17. Does the proposed project involve any boating activity that would have an impact on the aquatic environment or surrounding land and water uses? (3.3)		X
18. Is the action located in one of the designated Special Natural Waterfront Areas (SNWA): Long Island Sound- East River, Jamaica Bay, or Northwest Staten Island? (4 and 9.2)		X
19. Is the project site in or adjacent to a Significant Coastal Fish and Wildlife Habitat? (4.1)		X
20. Is the site located within or adjacent to a Recognized Ecological Complex: South Shore of Staten Island or Riverdale Natural Area District? (4.1and 9.2)		X
21. Would the action involve any activity in or near a tidal or freshwater wetland? (4.2)		X
22. Does the project site contain a rare ecological community or would the proposed project affect a vulnerable plant, fish, or wildlife species? (4.3)		X
23. Would the action have any effects on commercial or recreational use of fish resources? (4.4)		X
24. Would the proposed project in any way affect the water quality classification of nearby waters or be unable to be consistent with that classification? (5)		X
25. Would the action result in any direct or indirect discharges, including toxins, hazardous substances, or other pollutants, effluent, or waste, into any waterbody? (5.1)		X
26. Would the action result in the draining of stormwater runoff or sewer overflows into coastal waters? (5.1)		X
27. Will any activity associated with the project generate nonpoint source pollution? (5.2)		X
28. Would the action cause violations of the National or State air quality standards? (5.2)		X

Policy Questions cont'd	Yes	No
29. Would the action result in significant amounts of acid rain precursors (nitrates and sulfates)? (5.2C)		x
30. Will the project involve the excavation or placing of fill in or near navigable waters, marshes, estuaries, tidal marshes or other wetlands? (5.3)		x
31. Would the proposed action have any effects on surface or ground water supplies? (5.4)		x
32. Would the action result in any activities within a federally designated flood hazard area or state-designated erosion hazards area? (6)	x	
33. Would the action result in any construction activities that would lead to erosion? (6)		x
34. Would the action involve construction or reconstruction of a flood or erosion control structure? (6.1)		x
35. Would the action involve any new or increased activity on or near any beach, dune, barrier island, or bluff? (6.1)		x
36. Does the proposed project involve use of public funds for flood prevention or erosion control? (6.2)		x
37. Would the proposed project affect a non-renewable source of sand ? (6.3)		x
38. Would the action result in shipping, handling, or storing of solid wastes, hazardous materials, or other pollutants? (7)		x
39. Would the action affect any sites that have been used as landfills? (7.1)		x
40. Would the action result in development of a site that may contain contamination or that has a history of underground fuel tanks, oil spills, or other form or petroleum product use or storage? (7.2)		x
41. Will the proposed activity result in any transport, storage, treatment, or disposal of solid wastes or hazardous materials, or the siting of a solid or hazardous waste facility? (7.3)		x
42. Would the action result in a reduction of existing or required access to or along coastal waters, public access areas, or public parks or open spaces? (8)		x
43. Will the proposed project affect or be located in, on, or adjacent to any federal, state, or city park or other land in public ownership protected for open space preservation? (8)	x	
44. Would the action result in the provision of open space without provision for its maintenance? (8.1)		x
45. Would the action result in any development along the shoreline but NOT include new water-enhanced or water-dependent recreational space? (8.2)		x
46. Will the proposed project impede visual access to coastal lands, waters and open space? (8.3)	x	
47. Does the proposed project involve publicly owned or acquired land that could accommodate waterfront open space or recreation? (8.4)		x
48. Does the project site involve lands or waters held in public trust by the state or city? (8.5)		x
49. Would the action affect natural or built resources that contribute to the scenic quality of a coastal area? (9)		x
50. Does the site currently include elements that degrade the area's scenic quality or block views to the water? (9.1)	x	

Policy Questions cont'd	Yes	No
51. Would the proposed action have a significant adverse impact on historic, archeological, or cultural resources? (10)		x
52. Will the proposed activity affect or be located in, on, or adjacent to an historic resource listed on the National or State Register of Historic Places, or designated as a landmark by the City of New York? (10)		x

D. CERTIFICATION

The applicant or agent must certify that the proposed activity is consistent with New York City's Waterfront Revitalization Program, pursuant to the New York State Coastal Management Program. If this certification cannot be made, the proposed activity shall not be undertaken. If the certification can be made, complete this section.

"The proposed activity complies with New York State's Coastal Management Program as expressed in New York City's approved Local Waterfront Revitalization Program, pursuant to New York State's Coastal Management Program, and will be conducted in a manner consistent with such program."

Applicant/Agent Name: Ethan C. Eldon Associates, Inc.

Address: 1350 Broadway, Suite 612

New York, NY 10018 Telephone 212-967-5400

Applicant/Agent Signature: Christine Beaver Date: 2/8/05

Appendix D
Correspondence, Historic Sanborn Maps, Miscellaneous

HOSPITAL
FOR
SPECIAL
SURGERY

March 18, 2008

Mr. David Karnovsky
General Counsel
Department of City Planning
22 Reade Street
New York, NY 10007

Specialists in Mobility

Re: **Hospital for Special Surgery Expansion Project – Phase II testing**
CEQR No. 05DCP061M
DEP No. 06DEPTECH190M

Dear Mr. Karnovsky:

This letter reflects our understanding and commitment with respect to the performance of a Phase II Environmental Site Assessment ("Phase II testing") and any remediation required in connection with the environmental review for the Hospital's expansion project.

The Hospital has several applications pending before the City Planning Commission ("CPC") to facilitate the construction of a new building in previously demapped air space over the FDR Drive (the "River Building"). The River Building would be supported by columns that would penetrate property currently owned by the City within the East River Esplanade and on the west side of the FDR Drive within the sidewalk between the Hospital's Caspary Building and the southbound service road of the FDR Drive.

Pursuant to the City Environmental Quality Review ("CEQR") regulations, the Hospital prepared a draft Draft Environmental Impact Statement ("DEIS"), which the New York City Department of City Planning ("DCP"), as lead agency, forwarded to DEP for review. Due to the proposed soil disturbance, and based on a Phase I Environmental Site Assessment conducted by Ethan C. Eldon Associates, Inc., the New York City Department of Environmental Protection ("DEP") determined that Phase II testing was necessary to adequately identify and characterize the surface and subsurface soils of the subject parcels prior to on-site soil disturbance, which testing would be performed pursuant to a DEP-approved investigative Phase II Protocol Workplan. *See attached comment letter from DEP to DCP dated August 22, 2007.*

The Hospital agrees that, during the time between publication of the DEIS and that of the Final Environmental Impact Statement (the "FEIS") the Hospital and its representatives will make best and good faith efforts to:

- Develop a Phase II Protocol Workplan and submit the same to DEP for review and approval (the "Workplan").

535 East 70th Street
New York, NY 10021
tel 212.606.1000

- Obtain any necessary approvals from the Department of Transportation and/or the Department of Parks and Recreation to perform Phase II testing in accordance with the Workplan on the East River Esplanade and on the west side of the FDR Drive within the sidewalk between the Hospital's Caspary Building and the southbound service road of the FDR Drive.

- Perform Phase II testing pursuant to the DEP-approved Workplan and submit results to DEP.

- If the results of the Phase II testing reveal the presence of contamination, identify measures necessary to avoid impacts with respect to hazardous materials and public health.

- As necessary, prepare and submit to DEP for its review and approval a Remediation Action Plan ("RAP") and a Construction Health and Safety Plan ("CHASP").

The results of the Phase II testing and the identification of necessary mitigation measures, if applicable, would be disclosed in the FEIS. If, by the time of publication of the FEIS, a RAP and CHASP have not been reviewed and approved by DEP, the FEIS will, at a minimum describe the critical elements of the proposed mitigation measures.

Notwithstanding the foregoing, if, despite best and good faith efforts, the Hospital and its representatives are not able to commence or complete the Phase II testing by publication of the FEIS due to difficulties in securing access to the testing sites or for other reasons beyond the Hospital's control, the Hospital agrees that DEP's requirements regarding any outstanding work shall be made binding conditions of the land use approvals in a form acceptable to DEP, including but not limited to incorporation thereof as conditions of any CPC approval of the demapping action for the columns (C 060440 MMM), as well as in the related mapping agreement. The Hospital understands that the mapping agreement or other instrument would contain provisions making the completion of DEP's requirements a condition to the issuance of a building permit and/or temporary certificate of occupancy, among any other appropriate enforcement measures.

The Hospital will revise the DEIS to reflect the above, and will provide Alison McCabe at DCP and Mitchell Wimbish at DEP with a written weekly update with respect to its efforts and progress in completing the above-identified steps. The first such update will include a schedule showing how the Hospital intends to complete all of these steps consistent with the FEIS schedule. Subsequent updates will measure progress against that schedule.

The Hospital is committed to performance of the above-identified steps in accordance with this letter and acknowledges that DCP will make its determination whether to issue a Notice of Completion for the FEIS based in part on whether the agency requirements for Phase II testing set forth herein are satisfied.

Sincerely,

Lisa Goldstein
Executive VP and COO

cc: Robert Dobruskin
Adam Wolf

The City of New York

DEPARTMENT OF ENVIRONMENTAL PROTECTION
59-17 Junction Boulevard
Flushing, New York 11373

Emily Lloyd
Commissioner

August 31, 2007

Robert Dobruskin
Director, Environmental Assessment and Review Division
Department of City Planning
22 Reade Street, Room 4E
New York, New York 10007

Re: **Hospital for Special Surgery**
Block 1482, Lots 20 and 9020; Block 1483, Lots 23 and 33
05DCP061M/ 06DEPTECH190M

Dear Mr. Dobruskin:

The New York City Department of Environmental Protection Bureau of Environmental Planning and Analysis (DEP) has reviewed the Preliminary Draft Environmental Impact Statement (PDEIS) prepared by Ethan C. Eldon Associates, Inc. for the above referenced project. It is our understanding that the applicant, the Hospital for Special Surgery (HSS), is proposing to enlarge the East Wing with a three-story addition, containing 48,548 square feet for hospital use, and the West Wing would be completed with 5th through 9th floors. Additionally, a 12-story 93,929 square foot hospital building (River Building) is proposed within the air space over the FDR Drive between East 71st Street and the mid-block between East 71st St and East 72nd Street. There would also be a new pedestrian bridge constructed at the third-floor level connecting the East Wing of the existing Main Hospital to the River Building. Construction is expected to be completed by 2008. Portions of the existing Caspary building (Block 1483, Lot 23) and Belaire building (Block 1483, Lot 33), and East and West Wings of the Main Hospital Building would be renovated. The proposed action requires special permits, modification to special permits, and other approvals by the New York City Department of City Planning.

Air quality analyses have been performed using line source, volume source, and area source dispersion modeling for carbon monoxide (CO) only. The analysis results, as summarized in Table 18-5 of the document, show compliance with the applicable CO standards; therefore the project would not be likely to result in a significant adverse CO impact. However, it should be noted that the pertinent backup materials for these analyses was not submitted to confirm the results.

Please include DEP tracking number 06DEPTECH190M on all future correspondence and submissions for this project. If you have questions or comments, please contact Mr. Mitchell Wimbish at 718-595-4451.

Sincerely,

Terrell Estesen
Director, Office of City Project Review

cc: C. Chan, S. Vafadari, M. Wimbish, C. Evans – DCP

The City of New York

DEPARTMENT OF ENVIRONMENTAL PROTECTION
59-17 Junction Boulevard
Flushing, New York 11373

Emily Lloyd
Commissioner

Tel. (718) 595-6565
Fax (718) 595-3525
elloyd@dep.nyc.gov

Angela Licata
Deputy Commissioner

Bureau of Environmental Planning & Analysis

Tel. (718) 595-4398
Fax: (718) 595-4479
alicata@dep.nyc.gov

August 22, 2007

Robert Dobruskin
Director, Environmental Assessment and Review Division
Department of City Planning
22 Reade Street, Room 4E
New York, New York 10007

Re: **Hospital for Special Surgery**
Block 1482, Lots 20 and 9020
Block 1483, Lots 23 and 33
05DCP061M/ 06DEPTECH190M

Dear Mr. Dobruskin:

The New York City Department of Environmental Protection Bureau of Environmental Planning and Analysis (DEP) has reviewed the Preliminary Draft Environmental Impact Statement (PDEIS) prepared by Ethan C. Eldon Associates, Inc. for the above referenced project. It is our understanding that the applicant, the Hospital for Special Surgery (HSS), is proposing to enlarge the East Wing with a three-story addition, containing 48,548 square feet for hospital use, and the West Wing would be completed with 5th through 9th floors. Additionally, a 12-story 93,929 square foot hospital building (River Building) is proposed within the air space over the FDR Drive between East 71st Street and the mid-block between East 71st St and East 72nd Street. There would also be a new pedestrian bridge constructed at the third-floor level connecting the East Wing of the existing Main Hospital to the River Building. Construction is expected to be completed by 2008. Portions of the existing Caspary building (Block 1483, Lot 23) and Belaire building (Block 1483, Lot 33), and East and West Wings of the Main Hospital Building would be renovated. The proposed action requires special permits, modification to special permits, and other approvals by the New York City Department of City Planning.

According to the PDEIS, Sanborn maps show that there may be potential hazardous materials issues related to the Garbage Dump that existed in 1892 in the location of the proposed River building; as well as auto service that existed in 1951 in the location of the existing Caspary Research building. The HSS has an active registered aboveground storage tank and is used for the storage of diesel fuel for the emergency generator. A review of the federal and state environmental databases indicates that HSS is registered as a small quantity hazardous waste generator facility and has generated non-halogenated solvents. The PDEIS also outlines the potential to encounter contaminated fill material during excavation activities for the support columns in the East River Esplanade for the concrete foundation.

Based upon our review of the submitted documentation, we have the following comments/ recommendations:

- A Phase II Environmental Site Assessment (Phase II) is necessary to adequately identify and characterize the surface and subsurface soils of the subject parcels prior to on-site soil disturbance for any proposed renovation, new construction, trenching, surface drainage upgrades, etc. This will ensure protection of human health and the environment by requiring that suspected hazardous materials associated with these lots would be mitigated before future construction on these parcels. An investigative Phase II Protocol Workplan (Workplan) summarizing the proposed drilling and soil/groundwater sampling activities should be submitted to DEP for review and approval. The Workplan should include blueprints and/or site plans displaying the current surface grade and sub-grade elevations and a site map depicting the proposed soil boring locations. Soil and groundwater samples should be collected and analyzed by a New York State Department Of Health Environmental Laboratory Approval Procedure-Certified laboratory for the presence of volatile organic compounds by Method 8260; semi-volatile organic compounds by method 8270; pesticides/ polychlorinated biphenyls (PCBs) by method 8081/8082 and Target Analyte List metals. An investigative Health and Safety Plan (HASP) should also be submitted to DEP for review and approval. Soil disturbance should not occur without DEP's written approval of the Workplan and HASP.

- All known or found underground storage tanks (including dispensers, piping, fill-ports etc.) must be properly removed and closed in accordance with applicable New York State Department of Environmental Conservation Regulations.

- Suspected lead-containing paint, suspected Asbestos Containing Material, and/or fluorescent lighting fixtures containing ballasts that are suspected to contain PCBs may be present within the existing structures. These materials should be properly removed from the site prior to the start of any demolition/conversion activities and disposed of in accordance with all federal, state and local regulations. An appropriate HASP for the handling and removal of these materials should also be implemented during the demolition phase of this project.

- The air quality and noise materials are under review by DEP. We will forward comments as soon as they are available.

The results of the Phase II investigation, as well as any necessary remedial measures to avoid significant adverse hazardous materials impacts, should be disclosed in the Environmental Impact Statement.

Please include DEP tracking number 06DEPTECH190M on all future correspondence and submissions for this project. If you have questions or comments, please contact Mitchell Wimbish at 718-595-4451.

Sincerely,

Terrell Estesen
Director, Office of City Project Review

cc: J. Wuthenow, C. Chan, C. Nazaire, M. Wimbish, C. Evans – DCP

ETHAN C. ELDON ASSOCIATES, INC.

1350 BROADWAY
SUITE 612
NEW YORK, NY 10018
(212) 967-5400
FAX: (212) 967-2747
WWW.ETHANCELDON.COM

ENVIRONMENTAL ANALYSIS
TRANSPORTATION
PLANNING
DEVELOPMENT CONSULTING
REAL ESTATE ANALYSIS
HAZMAT INVESTIGATION

Mr. David Karnovsky, Counsel
Department of City Planning
22 Reade Street
New York, NY 10007

January 17, 2008

Re: *Hospital for Special Surgery's (the "Hospital") Phase II Testing*
05DCP061M/06DEPTECH190M/060440MMM

Dear Mr. Karnovsky,

The Department of Environmental Protection is requiring that the Hospital perform soil and groundwater testing where the columns for the proposed Hospital's new "River" building will be located. These columns are proposed to be located on City property between the ramp of the existing pedestrian bridge and within the sidewalk abutting the service road on the west side of the FDR Drive between E. 71st and E. 72nd Streets. The Hospital proposes to enter into an agreement pursuant to which Phase II testing would be conducted following special permit approval and transfer of the property in question to the Hospital via the mapping agreement. For the reasons set forth below, we believe that this would be preferable to performing soil and groundwater testing at this time.

In order to collect soil and groundwater samples without undertaking excavation, a geoprobe, a direct push drill rig, which pushes a coring device into the soil to retrieve core test samples would be needed, The geoprobe would break through the existing concrete in order to drill a boring to the required depth. A geoprobe, which will be mounted on a track vehicle (a small tank like vehicle) would be the most efficient means to perform the testing and would most likely be employed. The track mounted geoprobe is approximately six feet wide, ten feet long and will require at least a ten foot clearance for the drill. The geoprobe will drill in the exact location where the proposed columns for the "River" building will be placed. During the delivering and placement of the track mounted geoprobe, it is expected that the public use of the Esplanade will be disrupted and due to the close proximity of the site to the FDR Drive, it would likely be necessary to close a portion of a northbound lane and southbound service road of the Drive for a short period of time. These closures will occur at times of reduced traffic, as has been allowed by the Department of Transportation in the past. Given the potential level of disruption, and the need to secure multiple permissions from a variety of agencies, we believe that it would be preferable for Phase II testing to take place only if the special permit has been approved.

It is also our opinion that geoprobe testing is not as efficient or as thorough as soil testing performed during excavation. Therefore, the Phase II testing would be more appropriate if accomplished during the excavation for the placement of the columns for the new "River" building, which can take place only after the special permit has been approved. Conduct of the Phase II testing at this time would allow the Hospital to coordinate testing with FDR and Esplanade closures required for construction purposes, thereby reducing the amount of closure time from what would be required if closures took place both before and after special permit approval.

Because the Hospital does not currently own the property which is the subject of the Phase II testing , it is not possible to embody a commitment to perform Phase II testing in a Restrictive Declaration. The Hospital therefore proposes that the requirement to perform the Phase II testing be a term and condition of the mapping agreement. At this time, the Hospital would enter into a Memorandum of Understanding with DEP acknowledging that such terms will be incorporated into the mapping agreement. We understand that the Department of City Planning is also prepared to require, as a condition of its Resolution approving the City Map Amendment, that the mapping agreement include such provisions.

Please feel free to contact me with any questions.

Very truly yours,

Ethan Eldon

ETHAN C. ELDON ASSOCIATES, INC.

1350 Broadway
Suite 612
New York, NY 10018
(212) 967-5400
Fax: (212) 967-2747
www.ethanceldon.com

Environmental Analysis
Transportation
Planning
Development Consulting
Real Estate Analysis
HazMat Investigation

Mr. David Karnovsky, Counsel
Department of City Planning
22 Reade Street
New York, NY 10007

February 29, 2008

Re: *Hospital for Special Surgery's Phase II Testing*
05DCP061M/06DEPTECH190M/060440MMM

Dear Mr. Karnovsky,

The Department of Environmental Protection is requiring that the Hospital for Special Surgery perform soil and groundwater testing where the columns for the proposed Hospital's new "River" building will be located. These columns are proposed to be located on City property between the ramp of the existing pedestrian bridge and within the sidewalk abutting the service road on the west side of the FDR Drive between E. 71st and E. 72nd Streets. The Hospital proposes to enter into an agreement pursuant to which Phase II testing would be conducted following special permit approval and transfer of the property in question to the Hospital via the mapping agreement.

The Hospital has previously conducted Phase II testing for the construction of the development directly south of the proposed project. The results of the tests concluded that soils to be excavated were not contaminated and no further action was required.

Additionally, a geotechnical survey was completed in 2005 to collect structural borings. Ethan C. Eldon Associates, Inc. reviewed the laboratory analysis report (see attached) prepared by Environmental Testing Laboratories, Inc. for the composite soil sample that was collected by Mueser Rutledge Consulting Engineers from six (6) soil borings at 0'-32.5' below grade. The soil sample was submitted to the laboratory for extraction by TCLP method and analysis for Volatile Organic Compounds, Semi volatile Organic Compounds, 8 RCRA metals, Pesticides and Herbicides. The laboratory analytical results do not indicate the presence of any concentrations of contaminants exceeding the regulatory levels for hazardous waste.

In order to conduct additional testing at this time, a track mounted geoprobe would be needed to drill borings in order to collect samples. The geoprobe will drill in the exact location where the proposed columns for the "River" building will be placed (See Attached core location diagram. One of the locations where a soil sample would need to be collected is currently obstructed by the public pedestrian bridge. In order to collect the sample in that location, partial disassembly

of the bridge would be required which would cause additional blocking of public access to the esplanade.

Further, the locations where borings would have to be taken are on land presently owned by the City. Obtaining such an approval would further delay this critically needed expansion of patient treatment facilities.

For all of the reasons enunciated above, we request that the CEQR and ULURP processes be allowed to go forward expeditiously by permitting further testing to be conducted following special permit approval and transfer of the property in question to the Hospital via the mapping agreement

Please feel free to contact me with any questions.

Sincerely,

Ethan Eldon

Ethan Eldon
President

New York City
Department of Transportation
Janette Sadik-Khan, Commissioner

Capital Program Management &
Land Use Review
40 Worth Street, Room 1124
New York, N.Y. 10013
Tel: 212/442-7779 Fax: 212/676-0614

Web: www.nyc.gov/dot

January 16, 2008

Mr. Tika Gurung
Technical Review Division
Department of City Planning
Room 3N
22 Read Street
New York, NY 10007-1216

RE: Hospital for Special Surgery (HSS)
ULURP #060440 MMM
Amendment to City Map for the Elimination,
Discontinuance and Closing of volumes of
FDR Drive between East 71st Street and
East 72nd Street, above and below grade
Borough of Manhattan.

Dear Mr. Gurung:

This is a follow up of our previous correspondence dated September 8, 2006 (copy attached), in regard to the referenced City Map amendment.

The Department of Transportation (DOT) has reviewed the resubmission from Hospital for Special Surgery (HSS) and has this comment, that the developer addresses all concerns of DOT Office of Construction. Mitigation Control (OCMC) prior to obtaining Construction Permits. DOT has no further objections to the proposed amendment.

If further information is required, please contact Hanan Bashjawish, P.E., Director, Capital Projects Development at (212) 676-0559.

Sincerely,

Michael Soliman P.E.
Assistant Commissioner

MS:hb:re
Attachment:
CPM # 12984
cc: Neil Postigone - HSS

New York City Department of Transportation
Janette Sadik-Khan, Commissioner

Office of the
Manhattan Borough Commissioner
59 Maiden Lane, 35th Floor
New York, New York 10038
Tel: 212/487-8341 Fax: 212/487-5710
Web: www.nyc.gov/dot

February 27, 2008

Amanda Burden, AICP
Chair
New York City Planning Commission
22 Reade Street
New York, NY 10007

Re: Hospital for Special Surgery Expansion Project - FDR Drive

Dear Chair Burden:

The New York City Department of Transportation (the "Department") has met with the Hospital for Special Surgery (the "Hospital") in regard to the Hospital's proposed modernization and expansion and has reviewed materials submitted in connection with the construction of a new building that will span the FDR Drive (the "River Building"). The Department is aware that the Hospital's construction of the River Building requires the elimination, discontinuance, and closing of volumes of the FDR Drive to install support columns for the River Building. The Department is further aware that, prior to authorizing such construction and related support structures, the New York City Planning Commission ("CPC") must make the following findings with respect to the FDR Drive pursuant to a 1973 agreement between the City and the Hospital: that such construction will not substantially interfere with the vehicular and pedestrian use of the FDR Drive or the Streets (defined in the aforementioned agreement as E. 63rd and E. 70th Streets between the east side of York Ave and the west side of the FDR Drive, and E. 71st Street between a point 417.5' east of the east side of York Avenue and the west side of the FDR); and that with respect to the FDR Drive all requirements imposed by federal and state law shall be complied with by the Hospital. There must also be separate findings with respect to the placement of support columns, including, but not necessarily limited to, the fact that the columns must not substantially impede vehicular use of the FDR Drive, East 63rd, East 70th or East 71st Streets.

The Hospital has presented its proposed construction program, methods to be employed, and an estimate of the duration of construction. The Department understands that the River Building would be supported by columns; the foundations (grade beams and pile caps) for which would be installed both on the west side of the FDR Drive within the sidewalk between the Hospital's Caspary Building and the southbound service road of the FDR Drive, and on the east side of the FDR Drive within the East River Esplanade. We recognize that the installation of these new grade beams on both sides of the FDR Drive would require temporary closures of FDR travel lanes, exit and entrance ramps and the southbound service road of the FDR Drive. These closures during construction would occur at times of reduced traffic as defined by the Department, and as directed by our Department in accordance with all applicable laws and regulations.

The Department believes that such temporary closures would not substantially interfere with vehicular use of the FDR Drive. Furthermore, the proposed locations of the support columns do not encroach on traffic lanes, and the columns, once installed, would not impede the free flow of traffic on the FDR Drive, its service road, or East 71st Street. Any temporary closures of the FDR Drive required for future maintenance and inspection of the columns or their foundations would be coordinated with the Department including the issuance of a work permit.

In addition, the Hospital will obtain approvals on the proposed construction plans from the Department including the Bridges Division, Highway Design Unit, Arterial Maintenance Unit, and OCMC, prior to applying for a work permit. The Hospital must also obtain approval from the New York State Department of Transportation and the New York City Department of Environmental Protection, prior to starting construction.

Notwithstanding the above, the Department is concerned about the difficulty in obtaining biennial inspection reports from the Hospital pursuant to a Memorandum of Agreement dated December 17, 1993, between the Hospital and the City of New York regarding a similar structure. In fact, the Hospital failed to transmit such reports until after repeated requests by the Department with the first and only report being transmitted to the Department in December, 2007. As such, the Department requires further assurances that the Hospital will meet all its inspection obligations regarding its structures which span the roadway. Accordingly, the Department will not approve any permits associated with the construction of the River Building until the Hospital provides written assurances, in a form acceptable to the Department, that the Hospital will timely inspect and transmit biennial inspection reports regarding its structures which span the roadway.

Please let me know if you require any further clarification on the above, or any additional assistance.

Very truly yours,

Margaret Forgione
Borough Commissioner

c: FDC Ardito, CE Perahia, GC Damashek, N. Rasheed, J. Jaber, M. Strum

City of New York
Parks & Recreation

Adrian Benepe
Commissioner

The Arsenal
Central Park
New York, New York 10021

Joshua R. Laird, Assistant Commissioner
Planning & Natural Resources

(212) 360-3402
joshua.laird@parks.nyc.gov

October 18, 2007

Ms. Amanda Burden, Chair
Department of City Planning
22 Reade Street
New York, NY 10007
Attention: Adam Wolff

Re: Hospital for Special Surgery Expansion

Dear Chair Burden,

The New York City Department of Parks & Recreation ("Parks") has been working with the Hospital for Special Surgery ("HSS") on its proposed modernization and expansion. In conjunction with this project, the Hospital has provided us with details of their proposed construction over the FDR Drive as it relates to the East River Esplanade ("esplanade"). Our primary concern has been the temporary closure of the esplanade—HSS has assured us they'll make every effort to limit the closure to four to six months and to open the esplanade during weekends when no construction activities would prevent them from doing so. We are also encouraging HSS to coordinate their construction project with the New York City Department of Transportation's planned reconstruction of the East 78th and East 81st Street pedestrian bridges. We are pleased HSS has made an effort to respond to our concerns and, with your support in holding the hospital to these terms, we have no objections to hospital's proposed modernization and expansion proceeding.

Sincerely,

Joshua Laird

Cc: Amy Freitag, Bill Castro, Bob Redmond, Nam Yoon, Ellen Macnow, Amie Uhrnowski, Jennifer Kao, Howard Zipser, Neil Weisbard

ETHAN C. ELDON ASSOCIATES, INC.

50 CHARLES LINDBERGH BOULEVARD
SUITE 400
UNIONDALE, NEW YORK 11553

(516) 229-2325
FAX: (516) 229-2355

Mr. Garry F. McCarthy
Deputy Commissioner, Operations
New York City Police Department
Headquarters, 1 Police Plaza
New York, NY 10038

October 25, 2004

Re: Hospital for Special Surgery Expansion

Dear Mr. McCarthy

Our firm is preparing a Draft Environmental Impact Statement (DEIS) for the Hospital for Special Surgery expansion. The Hospital for Special Surgery (HSS) is proposing a major renovation and expansion for modernization of its existing facility located between East 70th Street, East 72nd Street, York Avenue, and the Franklin Delano Roosevelt (FDR) Drive, in the Borough of Manhattan, New York County, New York, 10021.

The Hospital for Special Surgery proposes to renovate 74,955 SF in the East and West Wings of the Main Hospital Building, Caspary Building, and Belaire Building. In conjunction with the renovation, the proposed expansion plan consists of the new construction of 217,344 SF of new space in three locations: 64,820 SF on the East Wing to complete the 8th floor and add the 9th through 11th floors with a roof-top mechanical equipment room, 49,494 SF on the West Wing to complete the 5th through 8th floors and add a 9th floor with a roof-top mechanical equipment room, and 103,010 SF for the new 12-story River Building with a roof-top mechanical equipment room to be constructed on a platform within the air space over the FDR Drive along the north side of East 71st Street. Access to the River Building would be provided by walking through the 2nd floor of the adjacent Caspary Building. There would also be a new pedestrian bridge constructed at the 3rd floor level connecting the East Wing of the Main Hospital Building to the New River Building. (See Figure 1.2, Site Plan)

The new construction consists of both the infilling of partially built out floors and the addition of new floors. The document that we are preparing for the New City Department of Planning should include a determination of the following questions:

1. Is the ratio of Police Officers to residents in the area sufficient?
2. On average how many calls does19th Precinct respond to calls?
3. How many Police Officers serve in the 19th Precinct?
4. Which Precincts would respond if additional Manpower and equipment are need for a call to HSS?

We need your assistance in answering these questions in order to complete the DEIS. If you have any questions, please call me. If you care to send your response by fax please use 212-967-2747 after 11/01/04. The above fax number is useable until 10/31/04.

Sincerely,

Mr. Barry Bowman
Geologist, MS.

ETHAN C. ELDON ASSOCIATES, INC.

50 CHARLES LINDBERGH BOULEVARD
SUITE 400
UNIONDALE, NEW YORK 11553

(516) 229-2325
FAX: (516) 229-2355

Mr. Salvatore Cassano
Chief of Operations
Fire Department of the City of New York
Bureau of Operations
9 Metrotech Center
Brooklyn, New York 11201

Re: Hospital for Special Surgery Expansion

Dear Mr. Cassano

Our firm is preparing a Draft Environmental Impact Statement (DEIS) for the Hospital for Special Surgery expansion. The Hospital for Special Surgery (HSS) is proposing a major renovation and expansion for modernization of its existing facility located between East 70th Street, East 72nd Street, York Avenue, and the Franklin Delano Roosevelt (FDR) Drive, in the Borough of Manhattan, New York County, New York, 10021.

The Hospital for Special Surgery plans a renovation and expansion of existing facilities that will be completed in 2006. The expansion is allowed under the terms of the 1973 Agreement and the 1983 Amendment to the 1973 Agreement between the City of New York, Hospital for Special Surgery, New York Presbyterian Hospital and Rockefeller University. The Hospital for Special Surgery proposes to renovate 74,955 SF in the East and West Wings of the Main Hospital Building, Caspary Building, and Belaire Building. In conjunction with the renovation, the proposed expansion plan consists of the new construction of 217,344 SF of new space in three locations: 64,820 SF on the East Wing to complete the 8th floor and add the 9th through 11th floors with a roof-top mechanical equipment room, 49,494 SF on the West Wing to complete the 5th through 8th floors and add a 9th floor with a roof-top mechanical equipment room, and 103,010 SF for the new 12-story River Building with a roof-top mechanical equipment room to be constructed on a platform within the air space over the FDR Drive along the north side of East 71st Street. Access to the River Building would be provided by walking through the 2nd floor of the adjacent Caspary Building. There would also be a new pedestrian bridge constructed at the 3rd floor level connecting the East Wing of the Main Hospital Building to the New River Building. (See Figure 1.2, Site Plan)

The new construction consists of both the infilling of partially built out floors and the addition of new floors. The document that we are preparing for the New City Department of Planning should include a determination of the following questions:

1. Is the water main in the area have sufficient pressure to satisfy the water demands of the expansion?
2. Is the ratio of Firefighters to residents in the area sufficient?
3. On average how many calls do the fire Stations in the area respond to calls?
4. How many stations are in the 19th Precinct area to respond to calls?
5. Which Fire Station would be the first to respond to a call from HSS?
6. How many Firefighters serve in the 19th Precinct area?
7. Which stations would respond if additional Manpower and equipment is need for a call to HSS?

We need your assistance in answering these questions in order to complete the DEIS. If you have any questions, please call me. If you care to send your response by fax please use 212-967-2747 after 11/01/04. The above fax number is useable until 10/31/04.

Sincerely,

Mr. Barry Bowman
Geologist, MS.

Cc: Mr. Harold Meyers, Chief-in-Charge, Manhattan Borough Command.

ETHAN C. ELDON ASSOCIATES, INC.

50 CHARLES LINDBERGH BOULEVARD
SUITE 400
UNIONDALE, NEW YORK 11553

(516) 229-2325
FAX: (516) 229-2355

Mr. Harold Meyers
Chief-in-Charge
Fire Department of the City of New York
Manhattan Borough Command
100 Duane Street, 3rd Floor, New York, NY 10007

October 22, 2004

Re: Hospital for Special Surgery Expansion

Dear Mr. Meyers

Our firm is preparing a Draft Environmental Impact Statement (DEIS) for the Hospital for Special Surgery expansion. The Hospital for Special Surgery (HSS) is proposing a major renovation and expansion for modernization of its existing facility located between East 70th Street, East 72nd Street, York Avenue, and the Franklin Delano Roosevelt (FDR) Drive, in the Borough of Manhattan, New York County, New York, 10021.

The Hospital for Special Surgery plans a renovation and expansion of existing facilities that will be completed in 2006. The expansion is allowed under the terms of the 1973 Agreement and the 1983 Amendment to the 1973 Agreement between the City of New York, Hospital for Special Surgery, New York Presbyterian Hospital and Rockefeller University. The Hospital for Special Surgery proposes to renovate 74,955 SF in the East and West Wings of the Main Hospital Building, Caspary Building, and Belaire Building. In conjunction with the renovation, the proposed expansion plan consists of the new construction of 217,344 SF of new space in three locations: 64,820 SF on the East Wing to complete the 8th floor and add the 9th through 11th floors with a roof-top mechanical equipment room, 49,494 SF on the West Wing to complete the 5th through 8th floors and add a 9th floor with a roof-top mechanical equipment room, and 103,010 SF for the new 12-story River Building with a roof-top mechanical equipment room to be constructed on a platform within the air space over the FDR Drive along the north side of East 71st Street. Access to the River Building would be provided by walking through the 2nd floor of the adjacent Caspary Building. There would also be a new pedestrian bridge constructed at the 3rd floor level connecting the East Wing of the Main Hospital Building to the New River Building. (See Figure 1.2, Site Plan)

The new construction consists of both the infilling of partially built out floors and the addition of new floors. The document that we are preparing for the New City Department of Planning should include a determination of the following questions:

1. Is the water main in the area have sufficient pressure to satisfy the water demands of the expansion?
2. Is the ratio of Firefighters to residents in the area sufficient?
3. On average how many calls do the fire Stations in the area respond to calls?
4. How many stations are in the 19th Precinct area to respond to calls?
5. Which Fire Station would be the first to respond to a call from HSS?
6. How many Firefighters serve in the 19th Precinct area?
7. Which stations would respond if additional Manpower and equipment is need for a call to HSS?

We need your assistance in answering these questions in order to complete the DEIS. If you have any questions, please call me. If you care to send your response by fax please use 212-967-2747 after 11/01/04. The above fax number is useable until 10/31/04.

Sincerely,

Mr. Barry Bowman
Geologist, MS.

Cc: Mr. Salvatore Cassano, Chief of Operations, FDNY Bureau of Operations.

ETHAN C. ELDON ASSOCIATES, INC.

50 CHARLES LINDBERGH BOULEVARD
SUITE 400
UNIONDALE, NEW YORK 11553

(516) 229-2325
FAX: (516) 229-2355

Ms. Gina Santucci
Director of Environmental Review
NYC Landmarks Preservation Commission
1 Centre Street, 9th Floor North
New York, NY 10007

September 23, 2004

Re: **535 East 70th Street**
New York, New York 10021, Block 1482, lot 20; Block 1483, Lot 23.

Dear Gina:

After our research the above site is not listed on the New York City or Federal Registers of Historic Places. Enclosed are copies of the Site drawing, land use map with 400 foot radius, sanborn map, and photos for the above site for you to perform archaeological, architectural and historical surveys.

Project Description

The site is "The Hospital for Special Surgery" (HSS). HSS proposes to renovate approximately 75,000 sq. ft. in the East and West Wings of its Main Building (67,380 sq. ft.) and in its Caspary and Belaire Buildings (7,575 sq. ft.), and to construct approximately 201,000 sq. ft. of new space in three locations: The East Wing (64,820 sq. ft.) by adding floors on the existing building; The West Wing (49,494 sq. ft.) by adding floors to the existing building; and a new construction over the F.D.R. Drive (86,860 sq. ft., block 1483, lot 23)

Please provide us with your determination of historical archeological significance at the above site.

If you have any further questions, please do not hesitate to contact me at (516) 229-2325.

Sincerely,

Barry Bowman
Geologist, MS

ETHAN C. ELDON ASSOCIATES, INC.

50 CHARLES LINDBERGH BOULEVARD
SUITE 400
UNIONDALE, NEW YORK 11553

(516) 229-2325
FAX: (516) 229-2355

Ms. Ruth L. Pierpoint
Director of New York State Office of Parks
Recreation and Historic Preservation
Historic Preservation Field Services Bureau
Peebles Island, P.O. Box 189
Waterford, NY 12188-0189

September 24, 2004

Re: **535 East 70th Street**
New York, New York 10021, Block 1482, lot 20; Block 1483, Lot 23.

Dear Ms. Pierpoint:

We request a SHPO determination for the above referenced project which is an application for new construction described below. Enclosed is a SHPO From, Topographic Site Map, Photographs, Tax Map with photo index, and a 1996 Sanborn Map. Please provide a SHPO evaluation at your earlist convenience. If you require any further information please contact me.

Project Description

The site is "The Hospital for Special Surgery" (HSS). HSS proposes to renovate approximately 75,000 sq. ft. in the East and West Wings of its Main Building (67,380 sq. ft.) and in its Caspary and Belaire Buildings (7,575 sq. ft.), and to construct approximately 201,000 sq. ft. of new space in three locations: The East Wing (64,820 sq. ft.) by adding floors on the existing building; The West Wing (49,494 sq. ft.) by adding floors to the existing building; and a new construction over the F.D.R. Drive (86,860 sq. ft., block 1483, lot 23)

If you have any further questions, please do not hesitate to contact me at (516) 229-2325.

Sincerely,

Barry Bowman
Geologist, MS

New York State Office of Parks, Recreation and Historic Preservation
Historic Preservation Field Services Bureau
Peebles Island Resource Center, PO Box 189, Waterford, NY 12188-0189

PROJECT REVIEW COVER FORM

Please complete this form and attach it to the top of any ***and all information submitted to this office*** *for review. Accurate and complete forms will assist this office in the timely processing and response to your request.*

☐ This information relating to a previously submitted project
PROJECT NUMBER ____PR_____
(Previous number assigned to this project by this office)

If you have checked this box and noted the previous Project Review (PR) number assigned by this office you do not need to continue unless any of the required information below has changed.

☒ This is a new project

If you have checked this box you will need to complete ALL of the following information.

Project Name Hospital For Special Surgery Expansion and Modernization

Location 535 East 70th Street
You MUST include street number, street name and/or County, State of Interstate route number if applicable

City/Town/Village New York (Manhattan)
List the correct municipality in which your project is being undertaken. If in a NON-INCORPORATED hamlet/village you must also provide the name of the town.

County New York

If your project covers multiple communities/counties please attach a list defining all municipalities/counties included.

TYPE OF REVIEW REQUIRED/REQUESTED

1. Is this project being developed using New York State funds ? ☒ Federal funds ? ☐

If you checked either or both of these boxes list the New York State and/or Federal Agency or Program that is providing the funding:
Dormitory Authority of the State of New York

2. Does this project requires a New York State permit ? ☐ Federal permit ? ☐

If you checked either or both of these boxes list the New York State and/or Federal Agency or Program that is providing the permit and the type of permit being requested:

3. SEQRA ☐ New York State Environmental Quality Review Act

4. Information Request ☐ No state or federal funding or permit(s) involved

CONTACT PERSON FOR PROJECT

Name Ms. Christine Benner Title Environmental Scientist

Firm/Agency Edwin C. Eldon Associates

Address 50 Charles Lindbergh Blvd City Uniondale STATE NY Zip 11553

Phone (516) 229-2325 Fax (516) 229-2355

The Historic Preservation Review Process in New York State

In order to insure that historic preservation is carefully considered in publicly-funded or permitted undertakings, there are laws at each level of government that require projects to be reviewed for their potential impact/effect on historic properties. At the federal level, Section 106 of the National Historic Preservation Act of 1966 (NHPA) direct the review of federally funded, licensed or permitted projects. At the state level, Section 14.09 of the New York State Parks, Recreation and Historic Preservation Law of 1980 performs a comparable function. Local environmental review for municipalities is carried out under the State Environmental Quality Review Act (SEQRA) of 1978.

Project review is conducted in two stages. First, the Field Service's Bureau assesses a property to determine whether or not is listed in the New York State or National Registers of Historic Places. If not, it is reviewed to determine whether or not it meets the criteria to be included in the registers. If listed or determined eligible for listing, then the second stage of the review is undertaken. This portion of the review determines whether or not the proposed action/project will have an impact on the qualities of the property that make it eligible.

ALL PROJECTS SUBMITTED FOR REVIEW SHOULD INCLUDE THE FOLLOWING MATERIAL(S).

☑ **Project Description**

Attach a full description of the nature and extent of the work to be undertaken as part of this project. Relevant portions of the project applications or environmental statements may be submitted.

☒ **Maps Locating Project**

Include a map locating the project in the community. The map must clearly show street and road names surrounding the project area as well as the location of all portions of the project. Appropriate maps include tax maps, Sanborn Insurance maps, and/or USGS quadrangle maps.

☑ **Photographs**

Photographs may be black and white prints, color prints, or color laser/photo copies; standard (black and white) photocopies are NOT acceptable.

- *If the project involves rehabilitation*, include photographs of the building(s) involved. Label each exterior view to a site map and label all interior views.

- *If the project involves new construction*, include photographs of the surrounding area looking out from the project site. Include photographs of any buildings (more than 50 years old) that are located on the project property or on adjoining property.

ETHAN C. ELDON ASSOCIATES, INC.

50 CHARLES LINDBERGH BOULEVARD
SUITE 400
UNIONDALE, NEW YORK 11553

(516) 229-2325
FAX: (516) 229-2355

September 27, 2004

Gerry Kelpin
Division Director
Bureau of Environmental Compliance
Air, Noise & Hazardous Materials
NYC Department of Environmental Protection
59-17 Junction Boulevard
Flushing, NY 11373-5107

Re: Hospital for Special Surgery
535 E. 70th Street
Upper East Side, Manhattan, NY 10021

Dear Ms. Kelpin:

We are preparing an air quality analysis for the above referenced project. We have identified manufacturing uses at the following locations within a 400-foot study radius. We need emissions information for these buildings in order to assess the potential air quality impacts to our project. Please provide us with emissions information and locations of stacks/vents at the following properties:

- Con Edison 74th Street Plant, 503 E. 74th Street
- New York Department of Sanitation, 540 E. 74th Street
- New York Presbyterian Hospital – Annex Building, 523 E. 70th Street

If you have any questions please call me at (516) 229-2325.

Thank you for your assistance in this matter.

Sincerely,

Ted Rosati

Ted Rosati
Environmental Scientist

The City of New York
POLICE DEPARTMENT
Office of Management Analysis and Planning
One Police Plaza, Room 1403
New York, NY 10038

November 17, 2004

Mr. Barry Bowman
Ethan C. Eldon Associates, Inc.
50 Charles Lindbergh Boulevard
Suite 400
Uniondale, New York 11553

Dear Mr. Bowman:

I am responding on behalf of Deputy Commissioner McCarthy regarding your recent letter in which you requested answers to a series of questions involving the 19th Precinct and related police issues in and around the vicinity of the Hospital for Special Surgery.

1. Is the ratio of Police Officers to residents in the area sufficient?

I would like to begin by pointing out that allocation of police resources is not based solely on population, but includes other factors such as calls for service and crimes. Therefore the ratio of police officers to the population of the Precinct is not the most effective measure of police service. However, crime is down in the19th Precinct by 73% over the last eleven (11) years and continues to decline for 2004 by 2.72%, as compared with 2003. This long term decrease in crime indicates that the Department has effectively allocated resources to the 19th Precinct.

2. On average, to how many calls does the 19th Precinct respond?

Over the past three (3) years, 19th Precinct Personnel have responded to 83,731 calls for service, an average of 229 calls for service per day.

3. How many Police Officers serve in the 19th Precinct?

At the present time, the 19th Precinct has a total of 254 Police Officers and supervisors assigned.

4. Which precincts would respond if additional manpower and equipment are needed for a call to HSS?

In most cases, the 19th Precinct is capable of handling any call that might arise at the Hospital for Special Surgery. However, if for any reason additional resources were needed, the Department can draw upon other patrol units, as well as such units as the Borough Task Force, Emergency Services Unit, and other specialized units as needed.

I thank you for allowing me the opportunity to answer your questions, and once again assure you of the Police Department's commitment to maintain the improved quality of life that has been achieved in and around the Hospital for Special Surgery.

Sincerely,

John P. Gerrish
Deputy Chief
Commanding Officer
Office of Management
Analysis and Planning

The City of New York

FIRE DEPARTMENT
9 METROTECH CENTER BROOKLYN, N.Y. 11201-3857

SALVATORE J. CASSANO
Chief of Operations
Bureau of Operations Room 7W-4

October 28, 2004

Ethan C. Eldon Associates, Inc.
50 Charles Lindbergh Boulevard
Suite 400
Uniondale, New York 11553
Attn: Mr. Barry Bowman

Re: Hospital For Special Surgery
Expansion
Borough of Manhattan

Dear Sir:

I have tried to answer all of your questions concerning the referenced project. The Fire Department will have no problem in supporting the proposed development. This letter is not Fire Department approval for this proposal, as we have not received plans for review. The companies that will serve the area and the type of equipment are:

1st Engine Company – Engine Company 44
1st Ladder Company – Ladder Company 16

These units are located at: 221 East 75th Street, New York, New York 10021

2nd Engine Company – Engine Company 39
2nd Engine Company – Ladder Company 13

These units are located at: 157 East 67th Street, New York, New York 10021

The Fire Department has no plans to make any changes in stations or equipment in the area. If there are any questions, please call Captain Paul Conlon at (718) 855-8571.

Sincerely yours,

Salvatore J. Cassano,
Chief of Operations

THE CITY OF NEW YORK LANDMARKS PRESERVATION COMMISSION
1 Centre St., 9N, New York, NY 10007 (212) 669-7700

ENVIRONMENTAL REVIEW

NLA /NL-CEQR-M — 10/04/04
PROJECT NUMBER — DATE RECEIVED

PROJECT 535 E 70 ST:

[ ] No architectural significance

[X] No archaeological significance

[ ] Designated New York City Landmark or Within Designated Historic District

[ ] Listed on National Register of Historic Places

study area — [X] Appears to be eligible for National Register Listing and/or New York City Landmark Designation

[ ] May be archaeologically significant; requesting additional materials

COMMENTS The project site is not significant. Within the radius: Cornell Medical Center, which appears eligible for LPC and S/NR listing.

Gina Santucci — 10/19/04
SIGNATURE — DATE

OFFICE OF PARKS · RECREATION · HISTORIC PRESERVATION
NEW YORK STATE
Bernadette Castro
Commissioner

New York State Office of Parks, Recreation and Historic Preservation
Historic Preservation Field Services Bureau
Peebles Island, PO Box 189, Waterford, New York 12188-0189 518-237-8643

October 7, 2004

Barry Bowman
Ethan C. Eldon Associates, Inc.
50 Charles Lindbergh Blvd.
Uniondale, New York 11553

Re: DASNY
Hospital for Special Surgery/River Building and Modernization/535 East 70th Street
Manhattan, New York County
04PR04960

Dear Mr. Bowman:

Thank you for requesting the comments of the Office of Parks, Recreation and Historic Preservation (OPRHP). We have reviewed the project in accordance with the New York State Parks, Recreation and Historic Preservation Law, Section 14.09.

Based upon this review, it is the OPRHP's opinion that your project will have No Impact upon cultural resources in or eligible for inclusion in the State and National Registers of Historic Places.

If further correspondence is required regarding this project, please be sure to refer to the OPRHP Project Review (PR) number noted above.

Sincerely,

Ruth L. Pierpont
Director

RLP:bsa

The City of New York

DEPARTMENT OF ENVIRONMENTAL PROTECTION

59-17 Junction Boulevard
Flushing, New York 11373

Christopher O. Ward
Commissioner

October 28, 2004

Mr. Ted Rosati
Environmental Scientist
Ethan C. Eldon Associates, Inc.
50 Charles Lindbergh Boulevard
Uniondale, New York 11368-5107

Dear Mr. Rosati:

In response to your request for information concerning several properties surrounding 535 East 70 Street, the Division of Air/Noise Permitting, Enforcement and Policy has searched its records.

We do not have information on the Con Edison or NYC Department of Sanitation sites. The only information we have for 523 E. 70 Street are equipment registrations, which do not include information on emissions or locations of stacks/vents.

If you have any questions, please do not hesitate to call me at 718 595-3627.

Sincerely,

Gerry Kelpin

HOSPITAL
FOR
SPECIAL
SURGERY

Specialists in Mobility

March 2, 2005

Mr. Robert Dobruskin
Director, Evironmental Assessment and Review
Department of City Planning, Room 4E
22 Reade Street
New York, NY 10007-1216

Dear Dr. Dobruskin:

In the matter of the application of the Hospital for Special Surgery expansion that is beyond the terms of the 1973 agreement, as amended in 1983, as described in the Environmental Impact Statement and ULURP application please be advised of the following issues.

The proposed project consists of 156,510 SF of new construction including 53,500 SF for three additional floors on the East Wing of the Main Hospital and 103,010 SF for the addition of a new 12-story River Building to be constructed on a platform in the air space over the FDR Drive on the north side of East 71st Street. A new pedestrian bridge would also connect the East Wing of the Main Hospital and the new River building.

Alternative locations to the one adjacent to the existing HSS facility over the FDR Drive would not work as they would not allow for the kind of fully integrated medical services, immediate staff response capability and both staff and technology interaction that is vital for patient well being. Similarly, a smaller building scenario would not permit HSS to provide the services necessary for state-of-the-art surgical treatment needed to maintain the level of first rate medical care for which our institution is world renowned.

A smaller build alternative would not provide sufficient improvement in order to financially justify the construction of a platform over the FDR Drive.

Sincerely,

Lisa Goldstein
Executive Vice President, COO
Hospital for Special Surgery
535 East 70th St
New York, NY 10021

535 East 70th Street
New York, NY 10021
tel 212.606.1000

City of New York
Parks & Recreation

The Arsenal
Central Park
New York, New York 10021

Adrian Benepe
Commissioner

MEMORANDUM

To: Robert Dobruskin

From: Jennifer Kao

CC: Celeste Evans, Joshua Laird, Colleen Alderson

Date: June 26, 2008

Subject: Hospital for Special Surgery – Expansion Project

Parks has reviewed the Draft Environmental Impact Statement (DEIS) for the above-referenced project. Pages 1-17 and 5-6 of the DEIS state that in the event that the East River Esplanade is closed for longer than six months, mitigation measures would be explored in consultation with Parks between the Draft and Final EIS to develop suitable measures to offset the temporary closure of public open space—please note that we have not yet discussed mitigation measures to offset the closure of the esplanade beyond six months and request that this dialogue take place before the FEIS is published. Please find our more specific comments on the DEIS below.

1-16. Open Space

The text in the second paragraph should clarify that the proposed project is decreasing the nonresidential daytime passive open space ratio from 0.154 acres per 1,000 workers, which above City Planning's guideline of 0.15 acres per 1,000 workers. to 0.139 acres per 1,000 acres, which is below City Planning's guideline.

5-3-5-4, 5.3.1. Inventory of Open Space Resources

The second paragraph should specify that the public plazas are privately-owned publicly accessible plazas. The last paragraph should include information regarding the condition and use level of each of the open spaces described.

5-7, Table 5-2 Open Space Inventory

The Table should include information regarding the condition and use level of each of the open spaces listed. Please add basketball and handball courts to the list of features for John Jay Park.

5-7, 5.5.2. Quantitative Analysis – Indirect Impacts

The text should clarify that the proposed project is decreasing the nonresidential daytime passive open space ratio from 0.154 acres per 1,000 workers, which above City Planning's guideline of 0.15 acres per 1,000 workers. to 0.139 acres per 1,000 acres, which is below City Planning's guideline.

5-9. Table 5-4 Summary of Existing, With, and Without the Proposed Project

The title of this table should be changed to "Adequacy of Open Space Resources" or another title—the current one appears to be missing some text. Additionally, City Planning's guidelines for each of the open space ratios should be added to the table.

6-2-6-3, 6.3 The Future With the Proposed Project - 2010
The text for each of the analysis periods should describe the affected features as recommended in the CEQR manual.

20-2, 20.2.2 Platform Construction
The text should mention the platform support columns and their associated impacts.

20-3, 20.5.1 Land Use
The third sentence states that the construction of the River Building may require closure during certain unsafe construction activities—Chapter 5 and it's our understanding that the esplanade will be closed during certain periods of construction!

20-4, 20.5.4 Open Space
The first sentence is inaccurate and contradicts the second sentence.

Margaret Forgione
Borough Commissioner
Manhattan Division
New York City Department of Transportation
59 Maiden Lane, 35th Floor
New York, NY 10038

March 16, 2007

Ms. Amanda Burden
Chairperson
Department of City Planning
22 Reade Street
New York, NY 10007

Re: Hospital for Special Surgery Expansion Project

Dear Chair Burden,

The New York City Department of Transportation (the "Department") has had meetings with representatives from the Hospital for Special Surgery (the "Hospital") with regard to the Hospital's proposed modernization and expansion. The Hospital has explained to the staff of our Department, in detail, their proposed construction program, including methods to be employed and an estimate of the construction's duration.

We understand that stipulations regarding maintenance and protection of traffic, roadway signage, striping, and new under-deck lighting will be complied with and are acceptable to the Department's Office of Construction, Mitigation and Coordination ("OCMC").

The Department finds acceptable the Hospital's plan to support the proposed River Building with columns and foundations (grade beams and pile caps) in the East River Esplanade which are separate and independent from the columns and foundations (grade beams and pile caps) which support the ramps for the East 71st Street pedestrian bridge providing access over the FDR Drive to the East River Esplanade. We understand that the addition of a new, independent grade beam for the Esplanade ramps of the pedestrian bridge, that may require sheeting along the east side of the FDR Drive, will require temporary closures of one northbound lane of the FDR Drive. OCMC approves of the addition of the new grade beam and accepts the need for the temporary closures of one northbound lane the FDR Drive.

The Hospital has also informed the Department that biennial inspections, which have been required by the Division of Bridges, will be performed by an outside firm retained by the Hospital, which is a licensed professional engineer. This outside firm must be acceptable to the Division of Bridges. If required, the

Hospital will provide a copy of the long term contract to the Department. The design for the underside of the River Building, including lighting, clearance, and safety measures, conforms to the guidelines as set forth in the NYS Bridge Inspection Manual and a copy of the inspection report for both the River Building deck and the existing deck to the south between E. 70th and E. 71st Streets will be forwarded the Division of Bridges on a biennial basis by the outside firm.

Also, the Department approves of the project being presented to the Art Commission for their conceptual review.

Attached to this letter is a detailed statement including plans, renderings and drawings from the Hospital, responding to all the issues raised by the Department in our September 8, 2006 letter to the Department of City Planning. The Hospital's responses to these issues are either acceptable to the Department or will be resolved by the time final plans are submitted prior to construction. The Department will work closely with the Hospital prior to construction to make any necessary changes to the plan or adjust it as conditions warrant.

Very truly yours,

Margaret Forgione.
Borough Commissioner

The City of New York

DEPARTMENT OF ENVIRONMENTAL PROTECTION
59-17 Junction Boulevard
Flushing, New York 11373

Emily Lloyd
Commissioner

Tel. (718) 595-6565
Fax (718) 595-3525
elloyd@dep.nyc.gov

Angela Licata
Deputy Commissioner

Bureau of Environmental Planning & Analysis

Tel. (718) 595-4398
Fax: (718) 595-4479
alicata@dep.nyc.gov

July 21, 2008

Mr. Robert Dobruskin
Director, Environmental Assessment and Review Division
Department of City Planning
22 Reade Street, Room 4E
New York, New York 10007-1216

Re: **Hospital for Special Surgery**
Block 1482, Lots 20 and 9020; Block 1483, Lots 23 and 33
05DCP061M/ 06DEPTECH190M

Dear Mr Dobruskin:

The New York City Department of Environmental Protection Bureau of Environmental Planning and Analysis (DEP) has reviewed the July 2008 Phase II Environmental Site Investigation Report (Phase II), Remedial Action Plan (RAP) and Health and Safety Plan (HASP) prepared by Ethan C. Eldon Associates, Inc. for the above referenced project. The project site is currently developed with three buildings: the Hospital for Special Surgery's Main Building, which consists of the 7-story East Wing built on a deck over the FDR Drive and the 8-story West Wing; the 8-story Caspary Research building; and the 14-story Belaire building (a mixed use residential and hospital building). It is our understanding that the applicant, the Hospital for Special Surgery, is seeking special permits, modification to special permits, and other approvals by the Department of City Planning. Under the proposed action the East Wing (Block 1482, Lot 20) would be enlarged with a three-story addition, containing 48,548 square feet for hospital use, and the West Wing would be completed with 5th through 9th floors (48,548 square feet). Additionally, a 12-story 93,929 square foot hospital building (River Building) would be constructed on a platform within the air space over the FDR Drive between East 71st Street and the mid-block between East 71st St and East 72nd Street. There would also be a new pedestrian bridge constructed at the third floor level connecting the East Wing of the existing Main Hospital to the new River Building. Portions of the existing Caspary building (Block 1483, Lot 23) and Belaire building (Block 1483, Lot 33), and East and West Wings of the Main Hospital Building would be renovated.

The Phase II results show that volatile organic compounds (VOCs), PCBs, and pesticides were not detected in the soil samples at concentrations exceeding New York State Department of Environmental Conservation (NYSDEC) Technical and Administrative Guidance Memo (TAGM) Recommended Soil Clean-up Objectives (RSCOs). Semi-volatile organic compounds (SVOCs) and metals were detected in soil samples at concentrations exceeding TAGM RSCOs and/or Eastern United States Background levels. In addition, groundwater metals were detected at concentrations exceeding NYSDEC Technical & Operational Guidance Series (TOGS).

According to the RAP, corrective measures of the site include soil excavation to a depth of approximately 35 feet for installation of the support columns. All soils within that area will be removed and disposed of in accordance with all applicable regulations. Soil removed from the site will be trucked to a landfill facility licensed to accommodate such waste. Once excavation is complete, proper capping with concrete will be performed around the support columns. Thus no uncapped areas will result from the proposed excavation activities and there would be no pathways of exposure from the development.

DEP finds the RAP and HASP acceptable. DEP has concluded that the applicant may proceed with construction, provided that a Remedial Closure Report, certified by a Professional Engineer, is submitted once all remedial requirements have been properly implemented. This report should demonstrate that all remediation activities were properly implemented.

The Final Environmental Impact Statement should include a summary Phase II investigation findings and necessary remedial measures. With the implementation of the above measures, DEP has concluded that the proposed action would not result in any significant adverse hazardous materials impacts.

If you have questions or comments, please contact Mitchell Wimbish at 718-595-4451.

Sincerely,

Terrell Estesen
Director, Office of City Project Review

cc: J. Wuthenow
C. Nazaire
M. Wimbish
C. Evans – DCP
A. McCabe – DCP

New York City
Department of Transportation

Janette Sadik-Khan, Commissioner

Office of Construction Mitigation
and Coordination – Highways
44 Worth Street, Mezzanine
New York, New York 10013
Tel.: 212-442-9839, Fax: 212-513-1146
Web: www.nyc.gov/dot

June 17, 2008

Hospital for Special Surgery and
Zebra Environmental
30N Prospect Avenue
Lynbrook, NY 11563

Attn: David Vines
Tel.: 516-596-6300

Re: Soil Borings
FDR Drive at 71st Street

Borough of Manhattan

LETTER OF STIPULATIONS

This is in response to your May 12, 2008 letter and May 28, 2008 application requesting a lane closures permit for the FDR Drive southbound Service Road and FDR Drive northbound for the purpose of Soil Boring Operations.

You are required to secure a permit insofar as it affects FDR Drive at 71st Street from the Central Permit Office, 220 Church Street, New York, New York 10013, Ground Floor. The issuance of said permit will be subject to the posting of the proper insurance and bonds in accordance with the rules, regulations and requirements of the New York City Department of Transportation, and the following stipulations:

1. This permission shall be in effect as of **June 29, 2008.**

2. The Permittee is hereby advised that this permit DOES NOT grant permission to access or take borings on the esplanade adjacent to the FDR. A separate permit is required from the New York City Dept. of Parks & Recreation.

3. The Permittee MUST obtain a permit from the Overweight/Overdimension Unit of the NYCDOT prior to securing a permit from the NYCDOT Central Permit Office, for overweight/overdimension vehicles on the FDR, or certify that his vehicles are not overweight or overdimension.

4. This permission and a valid permit must be present on site when the approved work is being performed.

5. The Permittee may close the right lane in the northbound direction of the FDR Drive to traffic as follows:

a) Sunday mornings from 7:00 AM to 11:00 AM.

while maintaining two lanes open to traffic.

6. This Permission is limited to ONE SUNDAY ONLY, either June 29, 2008 or July 13, 2008, for operations utilizing a "Bob Cat" MT-52, 36" Wide, 93" long,weighting 2,500 lbs. for 3"X15' borings.

7. The closures of the exit and entrance ramps and lane closures on the FDR Drive shall conform to the attached New York State Dept. of Transportation, Region 11 Design Guide Sheets, 619-1, 2 & 3 which are an integral part of this permit

8. The Permittee may completely close the southbound FDR Service Road between 73rd St. and 71st St. and the southbound FDR Drive Exit Ramp at 73rd St. and Entrance Ramp at 71st St., on Sundays between 7:00 AM to 9:00 AM and detour traffic to 63rd Street in accordance with Stipulations #9, #10 and #11.

9. The Permittee shall place a variable message sign at the 71st Street Entrance Ramp to Southbound FDR Drive informing the traveling public of the closure date and times, seven days prior to work operations. See "A" below for screen texts. During the closure for the ramp, relocate the variable message sign and revise its text. See "B" below from screen texts.

A.	Screen #1	71 ST ENTRANCE RAMP	Screen #2	CLOSED SUN JUN 29 7AM – 9AM
B.	Screen #1	71 ST ENTRANCE RAMP	Screen #2	CLOSED USE 63 ST

10. Letter size on street detour signs shall be 6" minimum. Signs shall be hinge or flip-type and folded when the work they pertain to is not in progress. The signs shown below shall be posted at the locations indicated on the attached detour plan. Arrows shall be oriented properly.

A.

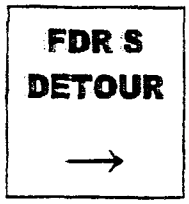

B.

C.

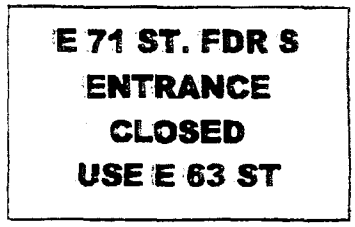

11. The Permittee shall place a variable message sign at 71st Street/FDR South Service Road, informing the traveling public that the exit ramp will be closed, seven consecutive days prior to work operations with the texts shown below. During the closure of the ramp, the variable message sign shall be repositioned to be visible from the mainline. At the 63rd Street exit, place a sign with text "D".

Screen #1	73rd ST EXIT CLOSED	Screen #2	SUN JUN 29 7AM – 9AM USE 63 ST

D.



12. The Permittee shall insure that the existing pedestrian bridge foundations are not adversely affected by the boring operations.

13. Existing concrete barrier, curbs, etc. damaged during this operations shall be restored in kind. Photographs shall be taken prior to start of work.

14. The Permittee MUST provide notification detailing each week's work scheduled to the Office of Construction Mitigation and Coordination (OCMC Fax: 212-513-1146). This report shall be due the Tuesday in advance of the scheduled work.

15. Section 24 - 224, Administrative Code Variance is hereby granted for hours and days stipulated above.

16. No staging and/or storage sites are authorized or will be permitted unless approved in writing by the New York City Department of Transportation's Division of Arterial Maintenance and/or the New York City Department of Parks and Recreation (if park land is involved). Changes in the site or limits can only be made by an amendment to this permit. A detailed drawing must be submitted and will become an attachment to the amendment. A DPR Permit shall constitute written approval from the Parks Dept.

17. The Permittee agrees to assume all responsibility for injury or damages to private and/or City property caused through the operations of the permit and to save and hold harmless the City of New York and the New York City Department of Transportation from all claims and suits which may arise therefrom.

18. The Permittee shall be responsible to provide notification to the local Community Board and Borough President's Office prior to the commencement of work. Additionally notification shall be made to the local Councilman's office. Proof of notification must be filed with the OCMC prior to the commencement of work.

19. The Permittee shall notify the New York City Dept. of Transportation's Situation Room at (718-433-3340), the NYPD Traffic Management Center at (718 706-6082), the Chief of Emergency Medical Services at (Via Fax: 718 999-0497) and the local fire house **two (2) hours** prior to his/her proposed traffic lane reductions or street closings for any purpose. The Permittee shall also **immediately** notify the Situation Room & JTOC upon reopening and in the event of an emergency condition.

20. The Permittee shall adhere to all pertinent rules and regulations of the New York City Department of Transportation relative to the use and occupancy of street space, the provisions of his agreement and the performance of his work.

21. This Permit is limited to activity performed in conformance with this agreement with the New York City Department of Transportation and does not permit any other activities, which could be a hazard or distraction to the roadway user.

22. No deviation or departure from these stipulations will be permitted without the prior written approval of the New York City Department of Transportation. Requests for such modifications shall be submitted to the OCMC a minimum of ten (10) days in advance for consideration.

23. To ensure a traffic flow at all times storage of materials and equipment shall not be permitted within the traveled way of the highway. Storage areas shall be separated from the traveled way by a clear space of 30 feet minimum width, unless such storage is placed behind concrete barrier or permanently installed bridge railing.

24. Any commercial vehicles required by the Permittee's operations shall enter the FDR Drive at the nearest entrance to an individual work site and leave the FDR Drive at the nearest exit thereafter. This Permit shall constitute permission by the Commissioner of the Department of Transportation for the operation of a commercial vehicle "on a parkway" for construction purposes. The Permittee is advised that there may be **HEIGHT** and/or **WEIGHT** restrictions for structures on the Parkway/Drive. The Permittee shall assure that his/her vehicles do not exceed these restrictions.

25. Concurrent with construction work of this contract, if other projects on this and/or adjacent highways are under construction then the Permittee is to become familiar with the scheduling of those projects and schedule his activities accordingly. To facilitate the flow of traffic, the permissible work hours may be modified as deemed necessary by the New York City Department of Transportation.

26. In order to provide an adequate transition for the safe flow of traffic, when the Permittee's (or another Permittee's) work sites are in two (2) different lanes in the same direction, those work sites shall be separated by a distance of at least two (2) miles.

27. Warning signs and traffic safety devices shall be provided, installed, maintained and removed by the Permittee in accordance with the New York State Department of Transportation's "Manual of Uniform Traffic Control Devices". The Permittee shall provide the appropriate channelization for traffic approaching and leaving his/her worksite. The Permittee shall provide flagpersons, cones, barricades, etc. as required for public safety. The Permittee is responsible for the adequacy of the safety devices.

28. Operation of a crane, derrick, shovel or other similar equipment for any and all work within the streets shall be carried out by the Permittee in accordance with the Rules, Regulations and Requirements of the New York City Department of Transportation and the New York City Department of Buildings and shall comply with all provisions of the New York City Noise Control Code. In addition, if this equipment is to be placed so that any part of the load will be superimposed on the sidewalk or roadway, the Permittee must file, with the New York City Department of Transportation, Office of Construction Mitigation and Coordination, a statement by a Professional Engineer, licensed by the State of New York, certifying the following;

(a) That the sidewalk or roadway area and the supporting subgrade can safely bear the crane load. Should the condition of the sidewalk or roadway area require that the crane load be distributed over a larger area than afforded by the elements of the crane, the engineer shall furnish the full dimensioned details of the load distribution;

(b) That the Engineer has taken all necessary measures to ascertain that there is no vault or subway tunnel underneath the sidewalk area or that if a vault or subway tunnel does exist its roof is sufficiently strong to support the load to be superimposed thereof;

(c) That the sheeting or retaining walls supporting any excavations adjoining the sidewalk or roadway area required to carry a load have been examined by the Engineer and have been found to be sufficiently strong to support the area carrying the crane load. Should the crane be employed making any excavation adjacent to the crane, the Engineer shall specify the sheeting or retaining wall reinforcement required to support the crane.

29. The Department of Parks and Recreation's conditions, terms and special conditions as presented in their Permit # _____ is an integral part of this Permit.

30. Boring holes shall be back-filled with sand and compacted. In sidewalks, the last six-(6) inches of the holes shall be restored with concrete. In paved areas the last six (6) inches shall be restored with concrete and/or asphalt to match the existing. On structural decks, holes shall be restored in kind.

31. The Permittee shall comply with the Industrial Code of the State of New York Part (Rule No.) 53 relating to Construction, Excavation and Demolition Operations at or near underground facilities. Additionally, the Permittee shall similarly notify the owners of overhead cables or other electrical or street lighting equipment in the area covered by the Permit.

32. When a contractor performs work at night, the work site shall be illuminated to the satisfaction of the Engineer-In-Charge (EIC). The EIC shall be the sole judge of when illumination is required.

33. The contractor shall be responsible for identifying his/her construction signage. The identification shall include the contracting agency, the contractor's name and the contract number. This identification shall be placed on the back of all signs.

34. The Permittee shall, at it's own expense, be under absolute obligation to determine the location of and provide protection from damage or loss for all subsurface facilities and overhead structures in the permit area. In the event of any damage or loss to such subsurface facilities and overhead structures, the Permittee shall promptly replace or repair such facilities and structures, as directed by the New York City Department of Transportation or other City agency having jurisdiction thereof or by the owner thereof.

35. The City makes no representation as to the character of the fill in the streets, and voids therein, or the condition of the sidewalks. The Permittee accepts full responsibility and liability for any disturbance or damage, which may be caused to adjoining pavements, sidewalks or structures by or in connection with the permit activity. All damaged sidewalk or roadway pavements shall be restored (to the nearest full flag for sidewalks) in conformance with the Standard Specifications of the New York (City/State) Department of Transportation.

36. The Permittee's vehicles shall not exceed the posted weight and/or height restrictions for any street, highway, bridge or viaduct section that he/she must travel upon.

37. Roads used for the hauling of materials shall be kept free from debris and maintained by the Permittee and left in a condition satisfactory to the engineer-in- charge (EIC).

38. On roadways/streets where rush hour parking and/or standing regulations are posted, the Permittee shall modify his schedule to conform to those (rush hour) restrictions.

39. The Permittee shall not park his equipment or store material overnight where it is deemed to be a safety hazard to the traveling public.

40. The Permittee shall not obstruct fire hydrants, crosswalks, pedestrian ramps, fire alarm boxes, bus stops or any public utility while performing his/her work. The Permittee may not move or remove "Bus Stop" signs without prior written approval from both the New York City Department of Transportation and the New York City Transit.

41. This is not a parking permit. The Permittee shall obey all traffic laws and regulations.

42. This Permission may be amended to cover new or unforeseen conditions at the discretion of the New York City Department of Transportation, after consultation with the Permittee. The New York City Department of Transportation reserves the right to cancel this permit at any time for any valid reason.

43. This Permission (provided a valid permit is secured), unless terminated at the discretion of the New York City Department of Transportation, will expire on July 13, 2008.

Very truly yours,

Jay Jaber, P.E.
Assistant Commissioner
Permit Management & Construction Control

MS:jt
6/17/08
CC: Jaber, Dagher, Campbell, Nazif, Noto, Forgione, Ramer, Strum, Maniscalco
Campbell, Situation Room, Police Dept. (Traffic Division) - Sharpe, Valles,
Fire Department, Litigation Support, CC file, Project file, Ref. #'s
e:\OCMC Highways – Letters of Stipulation\Hospital for Special Surgery #15

Revised 9/18/0

New York City
Department of Transportation

BOROUGH : MANHATTAN
INSPECT DIST: 8
COMM. BOARD : 8

PERMIT # : M02-2008172-062
RECORDED # : NONE
PREVIOUS # : NONE

BUILDING OPERATION PERMIT
PERMIT VALID FROM 06/29/2008 TO 06/30/2008

FEES (NON-REFUNDABLE):
ADMIN $**50.00
REISSUE

PERMIT TYPE 0211
ROADWAY TYPE ASPHALT
SIDEWALK TYPE
ISSUE DATE 06/20/2008

TOTAL FEE $****50.00 PAID

PERMISSION HEREBY GRANTED TO :
NAME : ZEBRA ENVIRONMENTAL CORP
CONTACT NAME : PAUL FLEISCHMANN
PHONE : (718) 263 - 6197
ADDRESS : 30 NORTH PROSPECT AVE LYNBROOK, NY 11563
GENERAL CONTRACTOR

LICENSE # :
CONTRACT # :

TO OCCUPY THE ROADWAY IN FRONT OF :
HOUSE # :
ON STREET : F D R DRIVE
FROM STREET : FDR DRIVE SB ENTRANCE E 73 ST
TO STREET : EAST 70 STREET

SPECIFIC LOCATION : B/T E71 & E 72 STREETS AKA 535 E 70 ST
SDWLK OF S/B FDR DRIVE SER/RE

FOR THE PURPOSE OF : OCCUPANCY OF ROADWAY AS STIPULATED

CRANE SERIAL NO : _LETTER PERMIT

*** SEE PAGE 2 FOR STIPULATIONS ***

PERMIT ORIGINALLY PRINTED ON 06/20/2008 AT 08:55 BY BEVERLY JENNINGS PERMIT OFFICE

PERMITTEES SHALL COMPLY WITH ALL APPLICABLE LAWS, RULES AND SPECIFICATIONS OF THE NEW YORK CITY DEPARTMENT OF TRANSPORTATION AND WITH THE TERMS AND CONDITIONS OF THE PERMIT. FAILURE TO COMPLY MAY RESULT IN REVOCATION OF THE PERMIT BY THE COMMISSIONER.

_____ *COMMISSIONER*

PER _____

NYS LAW
Call 1-800-272-4480 before Street Opening Excavations.
New York State Industrial Code Rule 753 mandates 2-10 business days notice prior to digging.

New York City
Department of Transportation

BOROUGH : MANHATTAN
INSPECT DIST: 0
COMM. BOARD : 8

PERMIT # : M02-2008172-002
RECORDED # : NONE
PREVIOUS # : NONE

BUILDING OPERATION PERMIT
PERMIT VALID FROM 06/29/2008 TO 06/30/2008

ALL WORK MUST ADHERE TO THE FOLLOWING STIPULATIONS : 038
SCHOOL HIQAQI NOISE1

SPECIFIC STIPULATIONS : AS PER DOTHIGHWAY LETTER PERMIT ATTACHED 6/17/08

038 OCHC-STREE WARNING SIGNS AND TRAFFIC SAFETY DEVICES SHALL BE PROVIDED, INSTALLED, MAINTAINED AND REMOVED BY THE PERMITTEE IN ACCORDANCE WITH THE "FEDERAL MANUAL OF UNIFORM TRAFFIC CONTROL DEVICES". THE MANUAL MAY BE OBTAINED AT HTTP://MUTCD.FHWA.DOT.GOV

SCHOOL SCHOOL ZON NO WORK TO BE PERFORMED WITHIN BLOCK FRONTING SCHOOL INCLUDING INTERSECTIONS FOR ONE HOUR PRIOR TO SCHOOL START TIME THROUGH ONE HOUR AFTER END OF SCHOOL TIME. PERMITTEE MUST NOTIFY SCHOOL PRINCIPAL IN WRITING 48 HOURS PRIOR TO BEGINNING ANY WORK. THIS STIP VOIDS ANY/ ALL OTHER CONFLICTING STIPS ON THIS PERMIT UNLESS ACCOMPANIED WITH VARIANCE STIP VARDOI.

HIQAQI USE OF ROA THIS PERMIT ONLY ALLOWS FOR THE CLOSURE OF A ROADWAY OR SIDEWALK AS STIPULATED. ANY STORAGE OF MATERIAL OR STORAGE OF EQUIPMENT REQUIRES A SEPARATE PERMIT.

NOISE1 NYCDEP NOI BY SUBMITTING THIS APPLICATION AND/OR RENEWAL REQUEST, THE PERMITTEE CERTIFIES ITS COMPLIANCE WITH ALL APPLICABLE CITYWIDE CONSTRUCTION NOISE MITIGATION REQUIREMENTS INCLUDING, BUT NOT LIMITED TO, THE DEVELOPMENT OF A COMPLIANT NOISE MITIGATION OR ALTERNATIVE NOISE MITIGATION PLAN. PLEASE CONTACT THE NYC DEPARTMENT OF ENVIRONMENTAL PROTECTION (WWW.NYC.GOV/DEP) FOR FURTHER INFORMATION.

PERMIT ORIGINALLY PRINTED ON 06/20/2008 AT 08:55 BY BEVERLY JENNINGS PERMIT OFFICE

PERMITTEES SHALL COMPLY WITH ALL APPLICABLE LAWS, RULES AND SPECIFICATIONS OF THE NEW YORK CITY DEPARTMENT OF TRANSPORTATION AND WITH THE TERMS AND CONDITIONS OF THE PERMIT. FAILURE TO COMPLY MAY RESULT IN REVOCATION OF THE PERMIT BY THE COMMISSIONER.

_____ COMMISSIONER

PER _____

NYS LAW
Call 1-800-272-4480 before Street Opening Excavations.
New York State Industrial Code Rule 753 mandates 2-10 business days notice prior to digging.

New York City
Department of Transportation

BOROUGH : MANHATTAN
INSPECT DIST: 0
COM. BOARD : 8

PERMIT # : MOI-2008172-303
RECORDED # : NONE
PREVIOUS # : NONE

STREET OPENING PERMIT
PERMIT VALID FROM 06/25/2008 TO 06/30/2008

FEES (NON-REFUNDABLE):
ADMIN $*135.00
PEISSUE

PERMIT TYPE 0126
ROADWAY TYPE
SIDEWALK TYPE CONCRETE
ISSUE DATE 06/20/2008

TOTAL FEE $***135.00 PAID

PERMISSION HEREBY GRANTED TO :
NAME : ZEBRA ENVIRONMENTAL CORP
CONTACT NAME : PAUL FLEISCHMANN
PHONE : (718) 263 - 6197
ADDRESS : 30 NORTH PROSPECT AVE LYNBROOK, NY 11563
GENERAL CONTRACTOR

LICENSE # :
CONTRACT # :

TO OPEN THE SIDEWALK AT :
HOUSE # :
ON STREET : F D R DRIVE
FROM STREET : FDR DRIVE SB ENTRANCE E 73 ST
TO STREET : EAST 70 STREET

SPECIFIC LOCATION : B/T E 71 & E 72 STREETS AKA 535E 70 ST
WORKING SDWALK OF SOUTHBOUND FDR DR SERVICE RD

FOR A MAXIMUM LENGTH OF 15 FEET

FOR THE PURPOSE OF : TEST PITS, CORES OR BORING
LETTER ATTACHED STIPULATIONS
NOSE0841

*** SEE PAGE 2 FOR STIPULATIONS ***

PERMIT ORIGINALLY PRINTED ON 06/20/2008 AT 08:45 BY BEVERLY JENNINGS PERMIT OFFICE

PERMITTEES SHALL COMPLY WITH ALL APPLICABLE LAWS, RULES AND SPECIFICATIONS OF THE NEW YORK CITY DEPARTMENT OF TRANSPORTATION AND WITH THE TERMS AND CONDITIONS OF THE PERMIT. FAILURE TO COMPLY MAY RESULT IN REVOCATION OF THE PERMIT BY THE COMMISSIONER.

COMMISSIONER

NYS LAW
Call 1-800-272-4480 before Street Opening Excavations
New York State Industrial Code Rule 753 mandates 2-10 business days notice prior to digging.

New York City
Department of Transportation

BOROUGH : MANHATTAN
SPEC'T DIST: 0
COMM. BOARD : 8

PERMIT # : M01-2008172-303
RECORDED # : NONE
PREVIOUS # : NONE

STREET OPENING PERMIT
PERMIT VALID FROM 06/29/2008 TO 06/30/2008

ALL WORK MUST ADHERE TO THE FOLLOWING STIPULATIONS : 038
SCHOOL WAGED1 WAGED2 NOISE1

SPECIFIC STIPULATIONS : AS PER DOMC HIGHWAY LETTER 6/17/08 K.S.

038 DOMC-STREE WARNING SIGNS AND TRAFFIC SAFETY DEVICES SHALL BE PROVIDED, INSTALLED, MAINTAINED AND REMOVED BY THE PERMITTEE IN ACCORDANCE WITH THE "FEDERAL MANUAL OF UNIFORM TRAFFIC CONTROL DEVICES". THE MANUAL MAY BE OBTAINED AT HTTP://MUTCD.FHWA.DOT.GOV

SCHOOL SCHOOL ZON NO WORK TO BE PERFORMED WITHIN BLOCK FRONTING SCHOOL INCLUDING INTERSECTIONS FOR ONE HOUR PRIOR TO SCHOOL START TIME THROUGH ONE HOUR AFTER END OF SCHOOL TIME. PERMITTEE MUST NOTIFY SCHOOL PRINCIPAL IN WRITING 48 HOURS PRIOR TO BEGINNING ANY WORK. THIS STIP VOIDS ANY/ ALL OTHER CONFLICTING STIPS ON THIS PERMIT UNLESS ACCOMPANIED WITH VARIANCE STIP VARDO1.

WAGED1 WAGE STATE NYC ADMINISTRATIVE CODE, 19-142, WORKERS ON EXCAVATIONS: A PERSON TO WHOM A PERMIT MAY BE ISSUED, TO USE OR OPEN A STREET, SHALL BE REQUIRED, BEFORE SUCH PERMIT MAY BE ISSUED, TO AGREE THAT NONE BUT COMPETENT WORKERS, SKILLED IN THE WORK REQUIRED OF THEM, SHALL BE EMPLOYED THEREON, (CONT. ON STIP WAGED2)

WAGED2 WAGE STATE ...AND THAT THE PREVAILING SCALE OF UNION WAGES SHALL BE THE PREVAILING WAGE FOR SIMILAR TITLES AS ESTABLISHED BY THE FISCAL OFFICER PURSUANT TO SEC. TWO HUNDRED TWENTY OF THE LABOR LAW, PAID TO THOSE SO EMPLOYED.

NOISE1 NYCDEP NOI BY SUBMITTING THIS APPLICATION AND/OR RENEWAL REQUEST, THE PERMITTEE CERTIFIES ITS COMPLIANCE WITH ALL APPLICABLE CITYWIDE CONSTRUCTION NOISE MITIGATION REQUIREMENTS INCLUDING, BUT NOT LIMITED TO, THE DEVELOPMENT OF A COMPLIANT NOISE MITIGATION OR ALTERNATIVE NOISE MITIGATION PLAN. PLEASE CONTACT THE NYC DEPARTMENT OF ENVIRONMENTAL PROTECTION (WWW.NYC.GOV/DEP) FOR FURTHER INFORMATION.

PERMIT ORIGINALLY PRINTED ON 06/20/2008 AT 08:45 BY BEVERLY JENNINGS PERMIT OFFICE

PERMITTEES SHALL COMPLY WITH ALL APPLICABLE LAWS, RULES AND SPECIFICATIONS OF THE NEW YORK CITY DEPARTMENT OF TRANSPORTATION AND WITH THE TERMS AND CONDITIONS OF THE PERMIT. FAILURE TO COMPLY MAY RESULT IN REVOCATION OF THE PERMIT BY THE COMMISSIONER.

COMMISSIONER

PER

NYS LAW
Call 1-800-272-4480 before Street Opening Excavations.
New York State Industrial Code Rule 753 mandates 2-10 business days notice prior to digging.

New York City Department of Transportation

BOROUGH OF MANHATTAN — MOSAICS — RECORDED # : NONE

CUT FORM FOR PERMIT NO : M01-2008172-003 — PREVIOUS # : NONE

PERMIT VALID FROM 05/29/2008 TO 06/30/2006 — INSPECT DIST: 0

PERMISSION HEREBY GRANTED TO :

PERMIT TYPE : 0126 - STREET OPENING PERMIT
PERMITTEE NO : 12129 - ZEBRA ENVIRONMENTAL CORP
CONTACT NAME : PAUL FLEISCHMANN
PHONE NUMBER : (718) 263 - 6197
ADDRESS : 30 NORTH PROSPECT AVE LYNBROOK, NY 11563
GENERAL CONTRACTOR

FOR A MAXIMUM LENGTH OF 15 FEET

TO OPEN THE ROADWAY AT: F D R DRIVE — SPECIFIC LOCATION: B/T E 71 & E 72 STREETS PKR 535E 70 ST

ON: F D R DRIVE

(S - SIDEWALK
(P - PARKING
(T - TRAFFIC
(P - PARKING
(S - SIDEWALK

FROM: FDR DRIVE SB ENTRANCE E 73 ST — TO: EAST 70 STREET

CUT FM#	NO	CORNER	DISTANCE STREET	DISTANCE CURB	DISTANCE LANE	OPEN SIZE LEN	OPEN SIZE WID	FINAL SIZE LEN	FINAL SIZE WID	SHAPE	DATE OPEN	DATE TEMP	DATE FINAL
--	--	----	----	----	----	---	---	---	---	-----	----------	----------	----------

SP LOC: _____ POR: _____

SP LOC: _____ POR: _____

SP LOC: _____ POR: _____

SP LOC: _____ POR: _____

SP LOC: _____ POR: _____

PAVE.COMP. _____ PAVE.REP.SIG. _____

PERMITTEES SHALL COMPLY WITH ALL APPLICABLE LAWS, RULES AND SPECIFICATIONS OF THE NEW YORK CITY DEPARTMENT OF TRANSPORTATION AND WITH THE TERMS AND CONDITIONS OF THE PERMIT. FAILURE TO COMPLY MAY RESULT IN REVOCATION OF THE PERMIT BY THE COMMISSIONER.

_____ *COMMISSIONER*

PER _____

NYS LAW
Call 1-800-272-4480 before Street Opening Excavations
New York State Industrial Code Rule 753 mandates 2-10 business days notice prior to digging.

The New York Times
620 8TH AVENUE • NEW YORK, NY 10018

SEC. PG.

Paste Copy of
AD
Here

5407-FEB 05

CERTIFICATION OF PUBLICATION

6/17 20 08

I, Janine Imbriaco, in my capacity as a Principal Clerk of the Publisher of The New York Times a daily newspaper of general circulation printed and published in the City, County and State of New York, hereby certify that the advertisement annexed hereto was published in the editions of The New York Times on the following date or dates, to wit on

Tuesday, June 17 20 08

Janine Imbriaco

Approved:
Maria Pannullo

THIS CERTIFICATION NOT VALID WITHOUT NYT RAISED SEAL

Sworn to before me in the County of New York, State of New York, on June 17, 2008

Kathleen Corey

KATHLEEN COREY
Notary Public, State of New York
No. 30-4916026
Qualified in New York County
Commission Expires Dec. 21, 2009

H. Matthews, the high principal, watched her interact with the visi- ese kids are not so far from high school," Ms. s said. "They can relate, the same talk."

iversity has worked to long-term relationship city school, and the link ed into a pipeline: 16 s of the High School for ental Studies are cur- rolled at Vermont, and are members of minor- s. Seven of the 16 are en the university's envi- l school.

iversity is trying to in- e presence of minority in the field, by recruit- y expanding its curricu- clude urban issues like access to parks and so- e.

coming from urban as interested in issues

the fall, in a freshman class of about 100, Professor Ginger says.

"The issue is to show the kids that there is a path that leads to a

friends, she thinks — whom she met in her first year of college.

"It's impossible to be alone there," she said.

of our intention to form a stock State of New York and in that

."

mortgage guaranty insurance as f the New York Insurance Law. orporators are: William Spiegel, Road, Greenwich, CT 06831;

DEPARTMENT OF CITY PLANNING
CITY OF NEW YORK

ENVIRONMENTAL ASSESSMENT AND REVIEW DIVISION

Amanda M. Burden, AICP, *Director*
Department of City Planning

June 9, 2008

NOTICE OF PUBLIC HEARING ON THE DRAFT ENVIRONMENTAL IMPACT STATEMENT (CEQR No. 05DCP061M)

Hospital for Special Surgery Expansion

PROJECT IDENTIFICATION

CEQR No. 05DCP061M – ULURP Nos. 060333ZSM, M910485(A)ZSM, 060440MMM, 070145ZRM, N070146CMM, N070168CMM, N070169CMM, N070170CMM – SEQRA Classification: Type I – Community District 8

LEAD AGENCY: City Planning Commission
22 Reade Street, 1W, New York, NY 10007

CONTACT PERSONS

Robert Dobruskin, Director, 212-720-3423
Environmental Assessment and Review Division
New York City Department of City Planning

The City Planning Commission, acting as lead agency, issued a Notice of Completion on April 4, 2008 for a Draft Environmental Impact Statement (DEIS) for the proposed Hospital for Special Surgery Expansion in accordance with Article 8 of the Environmental Conservation Law. A public hearing on the DEIS will be held on Wednesday, July 2, 2008 at 10 AM at 22 Reade Street, New York, New York 10007. Comments are requested on the DEIS and will be accepted until Monday, July 14, 2008.

The DEIS analyzes a proposal by Hospital for Special Surgery (HSS) to undergo a major renovation and expansion for modernization of its existing facility located between East 70th Street, East 72nd Street, York Avenue, and the Franklin Delano Roosevelt (FDR) Drive in Community Board 8 of Manhattan, New York. The proposed project is a Type I Action.

The applicant, HSS, seeks discretionary approvals, which require environmental review under the City's Environmental Quality Review (CEQR) procedures. The proposed project would require the following New York City City Planning Commission (CPC) ULURP actions: 1) Special Permit for new construction in the air space over the FDR Drive for the new River building pursuant to Zoning Resolution §74-682; 2) Modification of the existing Special Permit (C910485ZSM, approved February 24, 1992) for the East Wing of the Main Hospital pursuant to Zoning Resolution §74-682; 3) Zoning Text Amendment to ZR section 74-682 (Developments Over Streets) to modify off-street loading requirements to allow loading berths to be located anywhere within the HSS campus without regard for zoning lot lines for zoning lots adjacent to air space that has been closed, demapped and conveyed by the City to non-profit institutions in R9 or R10 districts, pursuant to State enabling legislation enacted in 1971; 4) City Map Amendment to eliminate, discontinue and close portions of the FDR Drive right-of-way and the disposition of real property related thereto, to allow for the placement of columns and footings associated with construction of the proposed River Building on the sidewalk at the west edge of the FDR Drive and east of the roadway of the FDR Drive, in the East River Esplanade; 5) Approval by the CPC for building over the FDR Drive under the 1973 Agreement, Article 15, as amended, among the City of New York, The Society of New York Hospital, The New York Society for the Relief of the Ruptured and Crippled maintaining The Hospital for Special Surgery, and The Rockefeller University; 6) Approval by the City Planning Commission under Article 13 of the 1993 Amendment, for placement of support structures on the East River Esplanade; and 7) Waterfront Revitalization Program consistency determination from the City Coastal Commission, which is the New York City Planning Commission.

The proposed project would require the following City Planning Director of the New York City Department of City Planning action: 1) Under the 1973 Agreement, Article 12B, as amended, approval by the City Planning Director of the New York City Department of City Planning for construction plans relating to construction phases, the EIS, landscape plan, lighting plan, security plan, ventilation plan, noise quality plan, and plans for closing the FDR Drive, East River Esplanade and public pedestrian bridge at East 71st Street over the FDR Drive during construction.

The proposed project would require approval by several other New York City agencies, including: 1) Approval from the New York City Department of Transportation (NYCDOT) of any construction plans as they related to closures of streets, highways or individual lanes and diversions or rerouting of traffic; 2) Approval from the New York City Art Commission for construction over a City highway (the FDR Drive); and 3) Permits from the Department of Parks and Recreation associated with construction and tree removal.

The proposed project would require the following New York State actions: 1) Certificate of Need (CON) from the New York State Department of Health (NYSDOH). The CON application was approved in November 2004 (not subject to SEQRA/CEQR); 2) Health facilities approval from the New York State Department of Health - Office of Health Systems Management (not subject to SEQRA/CEQR); and 3) Issuance of bonds by the Dormitory Authority of the State of New York (DASNY), a discretionary action subject to SEQRA/CEQR review.

The proposed project would require the following Federal actions: 1) Federal construction loan insurance guarantee is needed from the Federal Housing Administration (FHA). An application for federal insurance of the construction loan, under the FHA-241 mortgage insurance program, was filed in December 2004. FHA is an agency of the Department of Housing and Urban Development (HUD).

With discretionary approval of the proposed actions, HSS proposes the new construction of 137,869 SF of zoning floor area of new space in two locations: 50,998 SF of zoning floor area on the East/West Wing (the elevators servicing the East Wing would be constructed in the West Wing) to add the 9th through 11th floors with a roof-top mechanical equipment room in the East Wing and 86,869 SF of zoning floor area for a new 12-story River Building with a roof-top mechanical equipment room to be constructed on a platform within the air space over the FDR Drive along the north side of East 71st Street. Access to the River Building would be provided by walking through the second floor of the adjacent Caspary Building. There would also be a new pedestrian bridge constructed at the third floor level connecting the East Wing of the existing Main Hospital to the new River Building. The project site is located in an R9 zoning district, which is a general residence district allowing residential use and community facility use. The maximum floor area ratio (FAR) for an R9 district is 10.0 for community facility use and 7.52 for residential use.

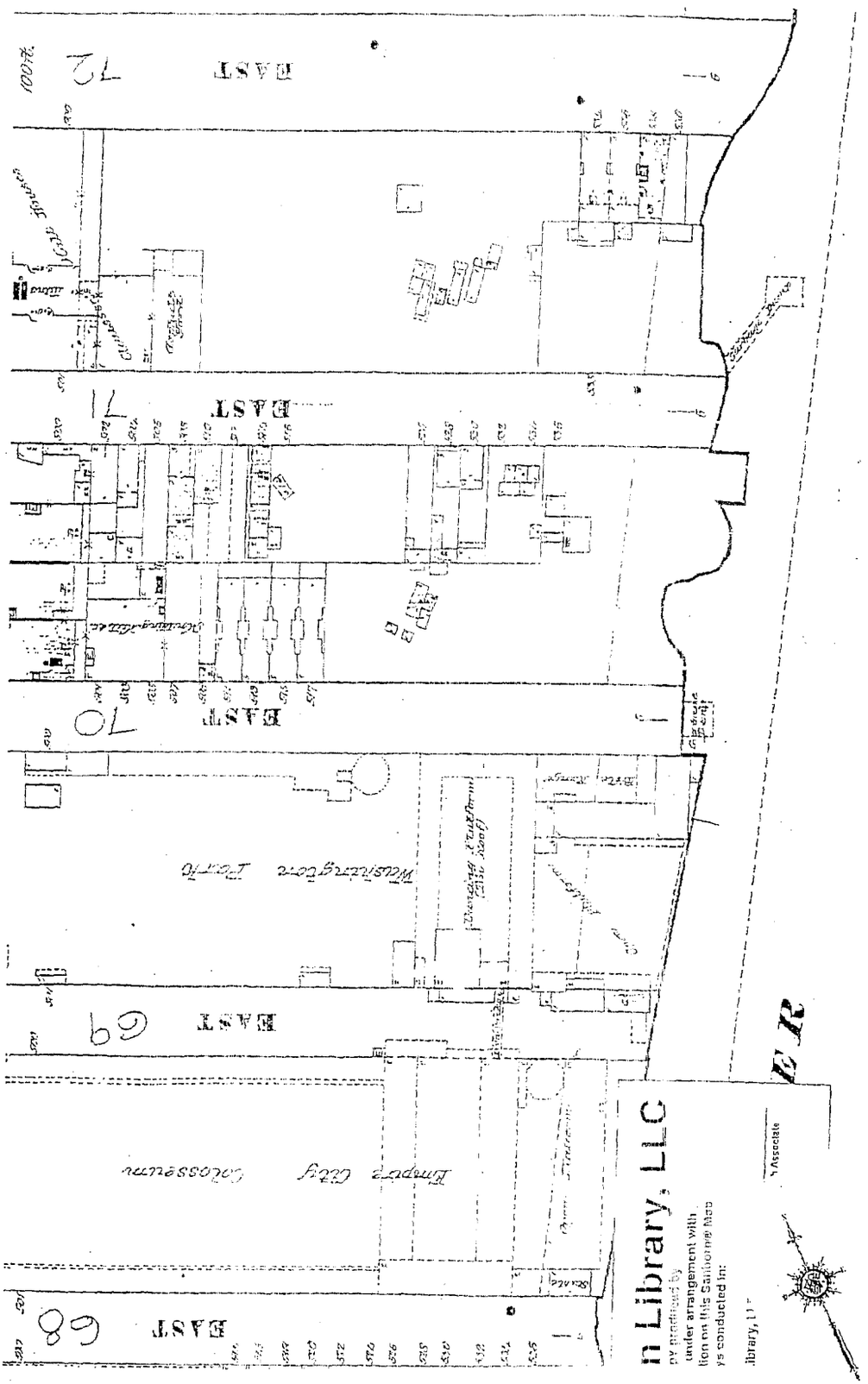
EAST 72
EAST 71
EAST 70
EAST 69
EAST 68
n Library, LLC
under arrangement with
tion on this Sanborn Map
ys conducted in:
ibrary, LLC
Associate

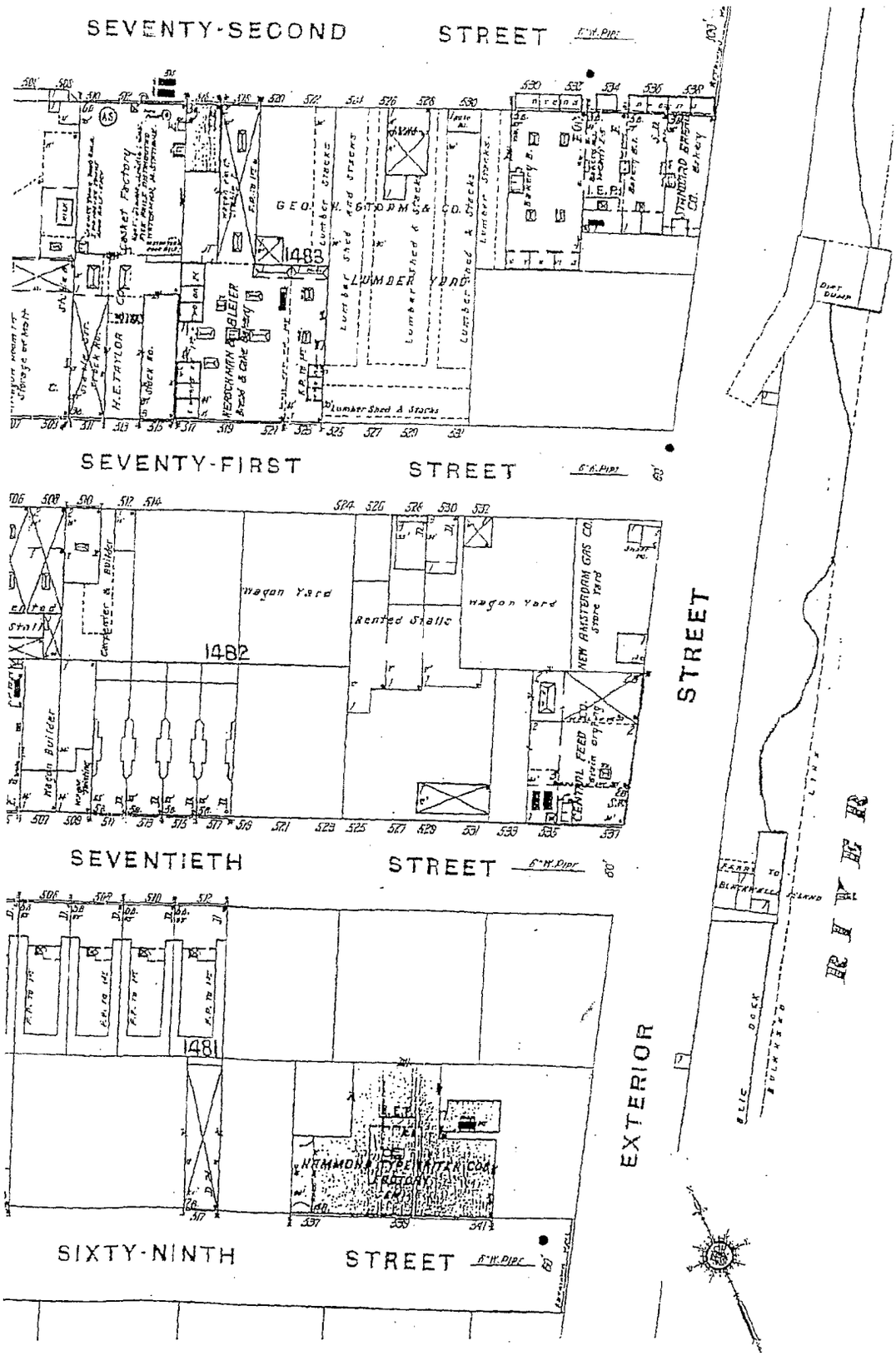

Ethan C. Eldon Associates

1907 Sanborn Map

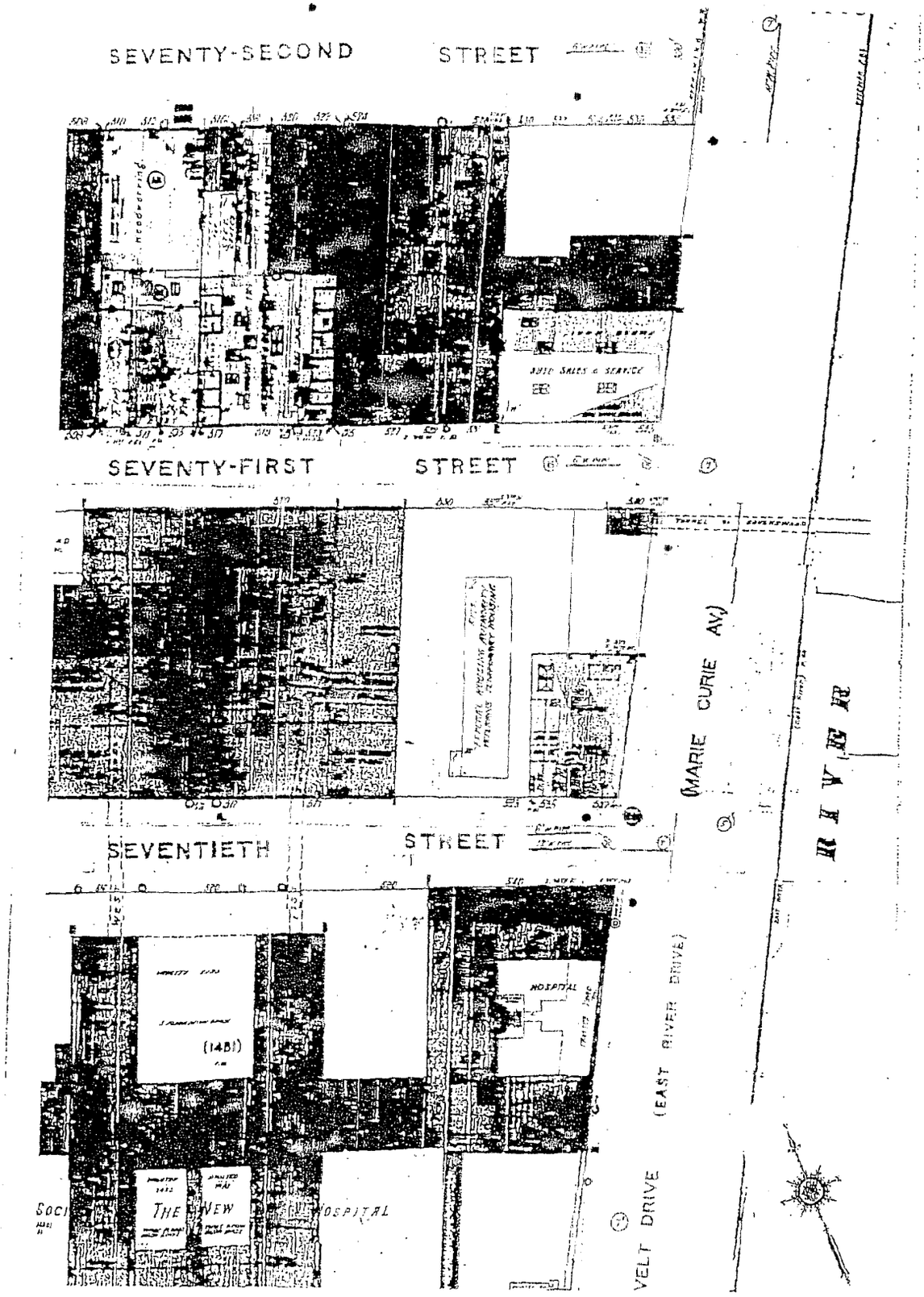

Ethan C. Eldon Associates

1951 Sanborn Map

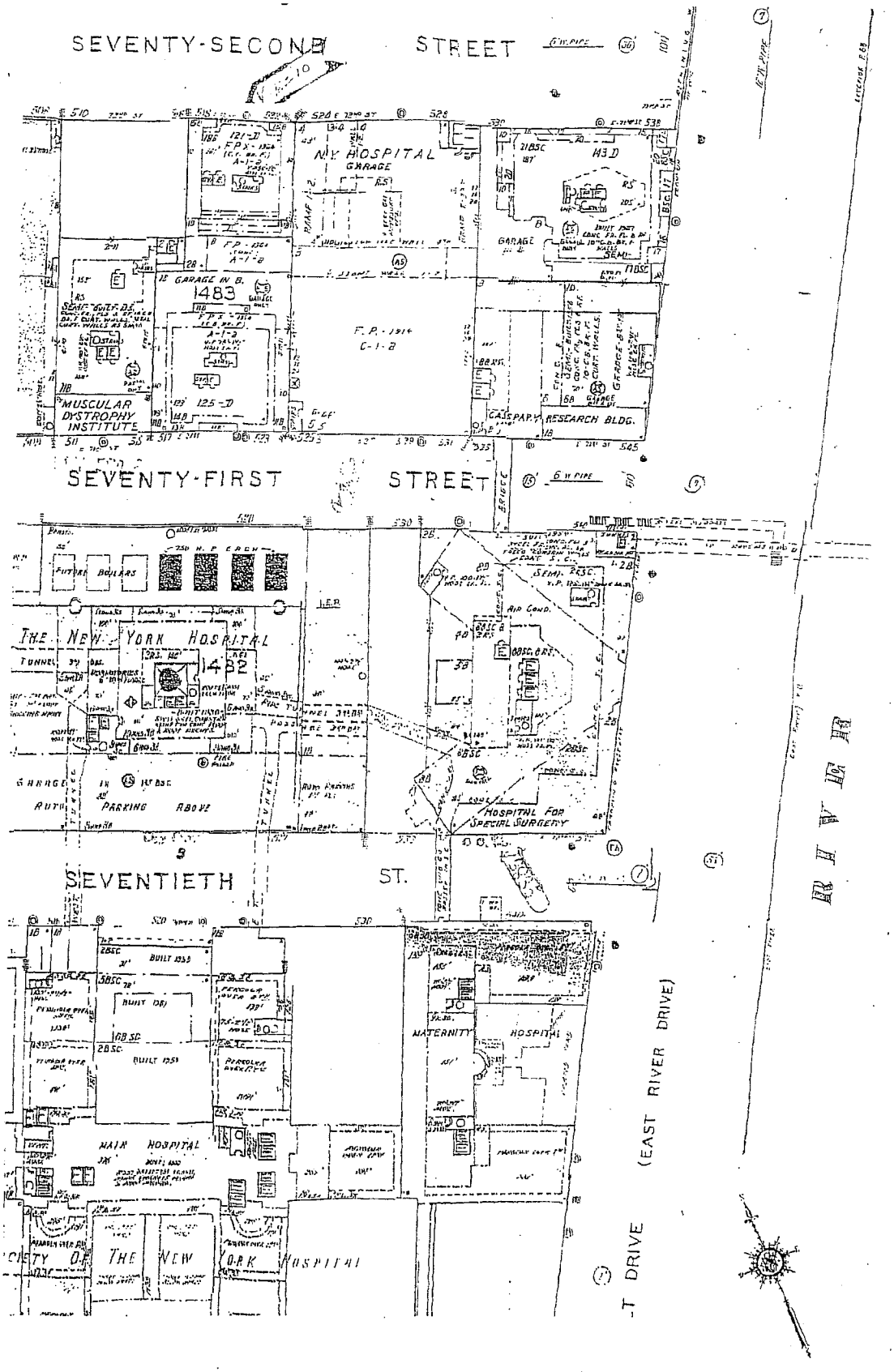

Ethan C. Eldon Associates

1976 Sanborn Map

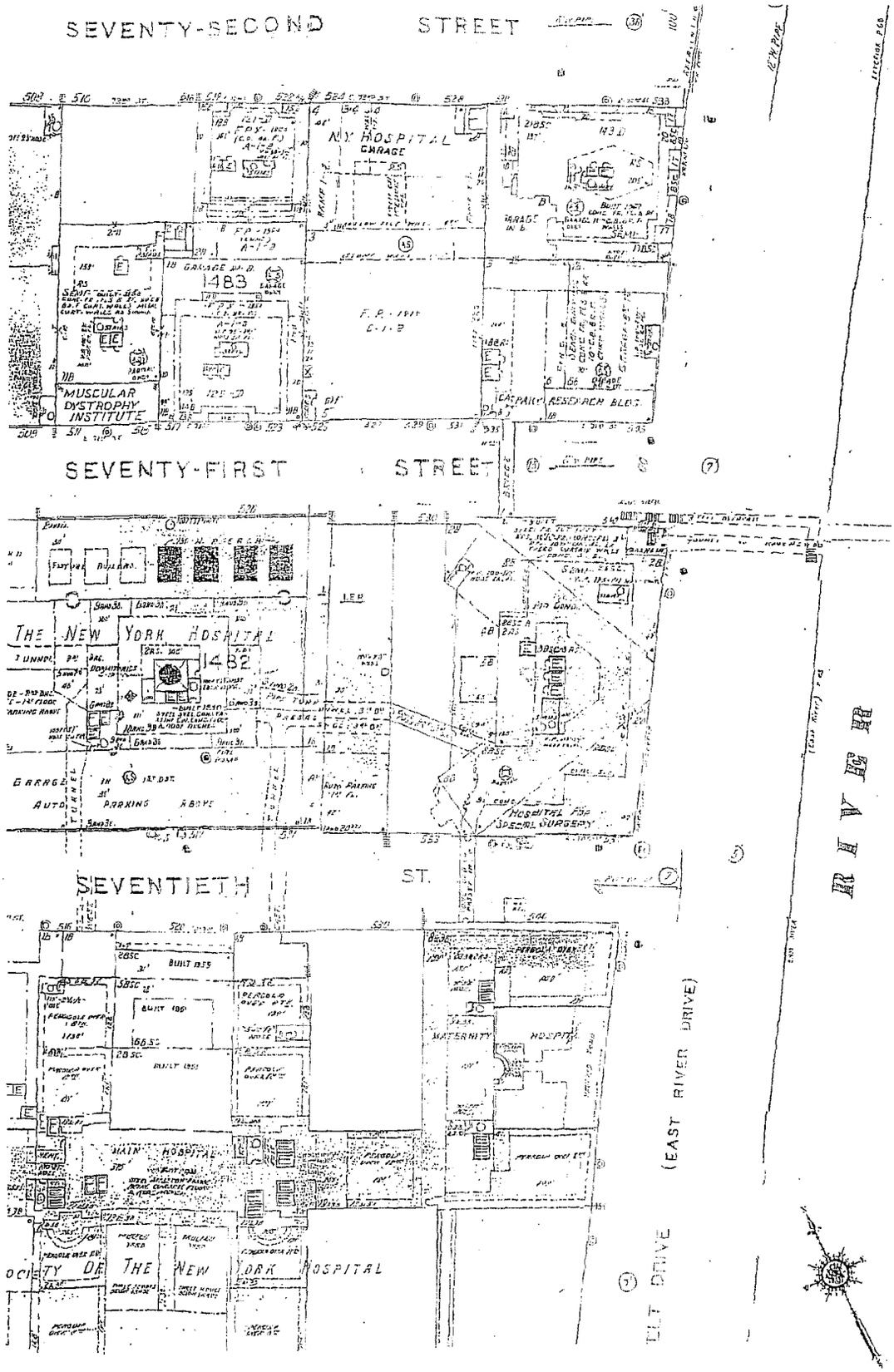

Ethan C. Eldon Associates

1979 Sanborn Map

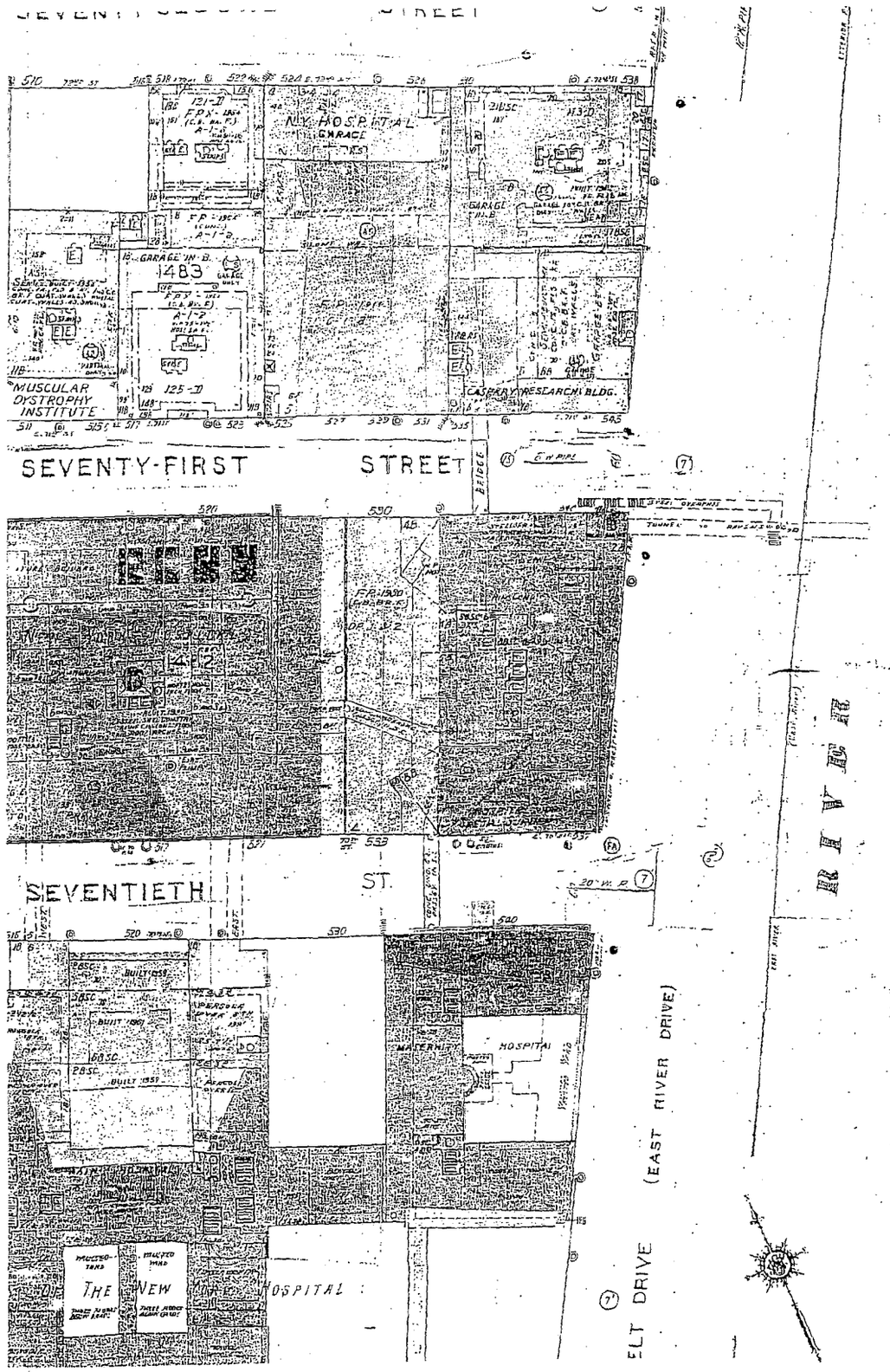

Ethan C. Eldon Associates

1980 Sanborn Map

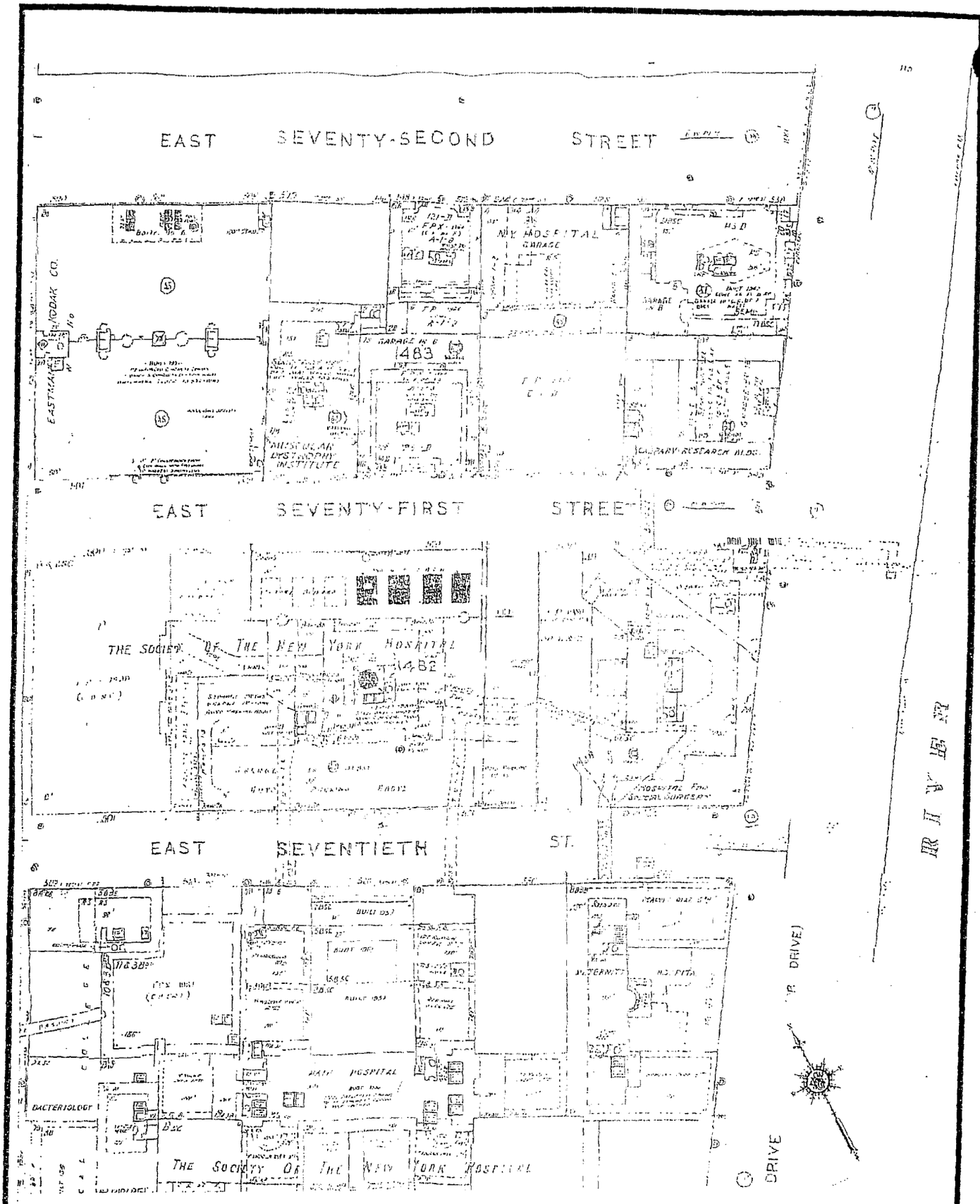

Ethan C. Eldon Associates

1982 Sanborn Map

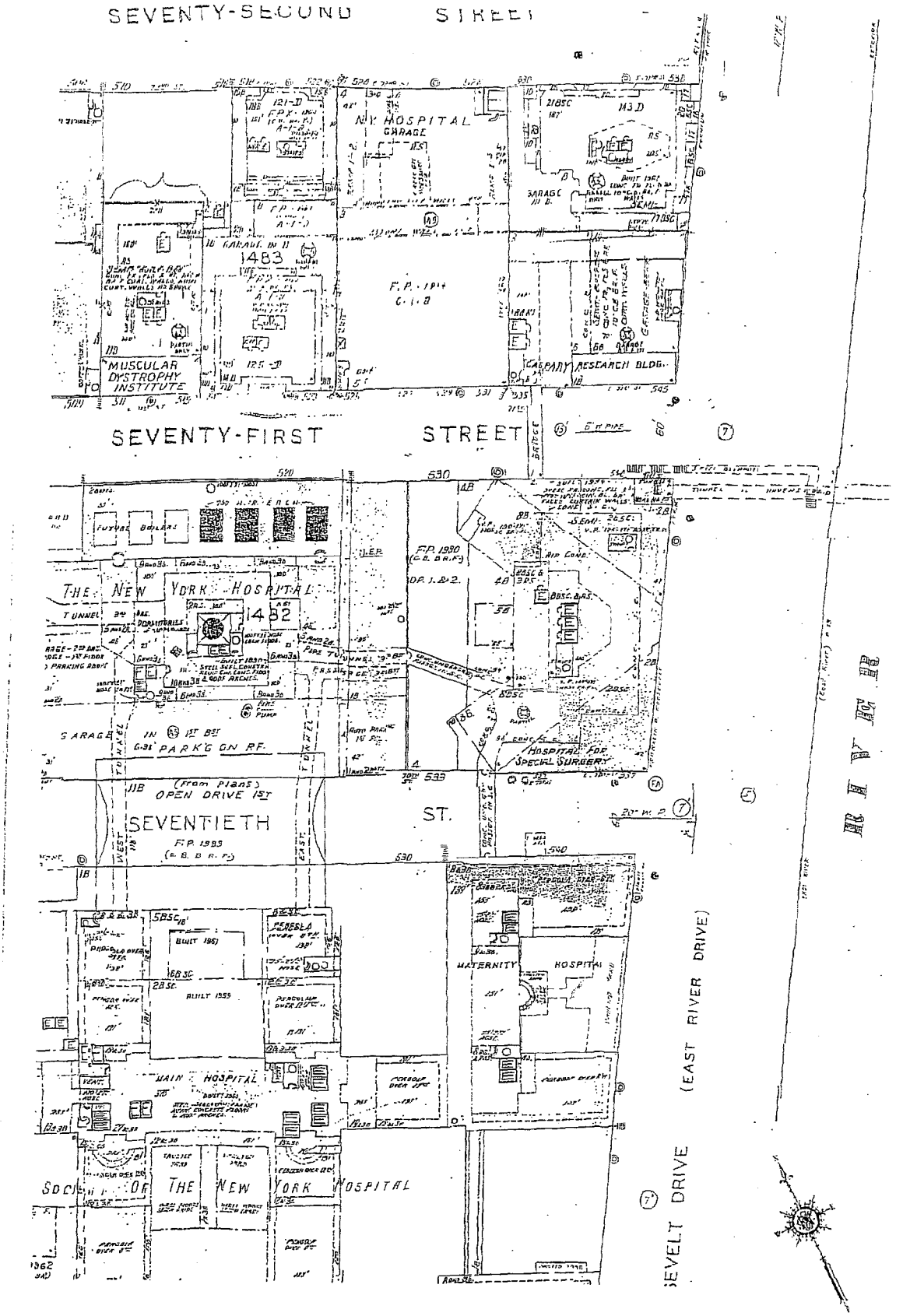

Ethan C. Eldon Associates

1985 Sanborn Map

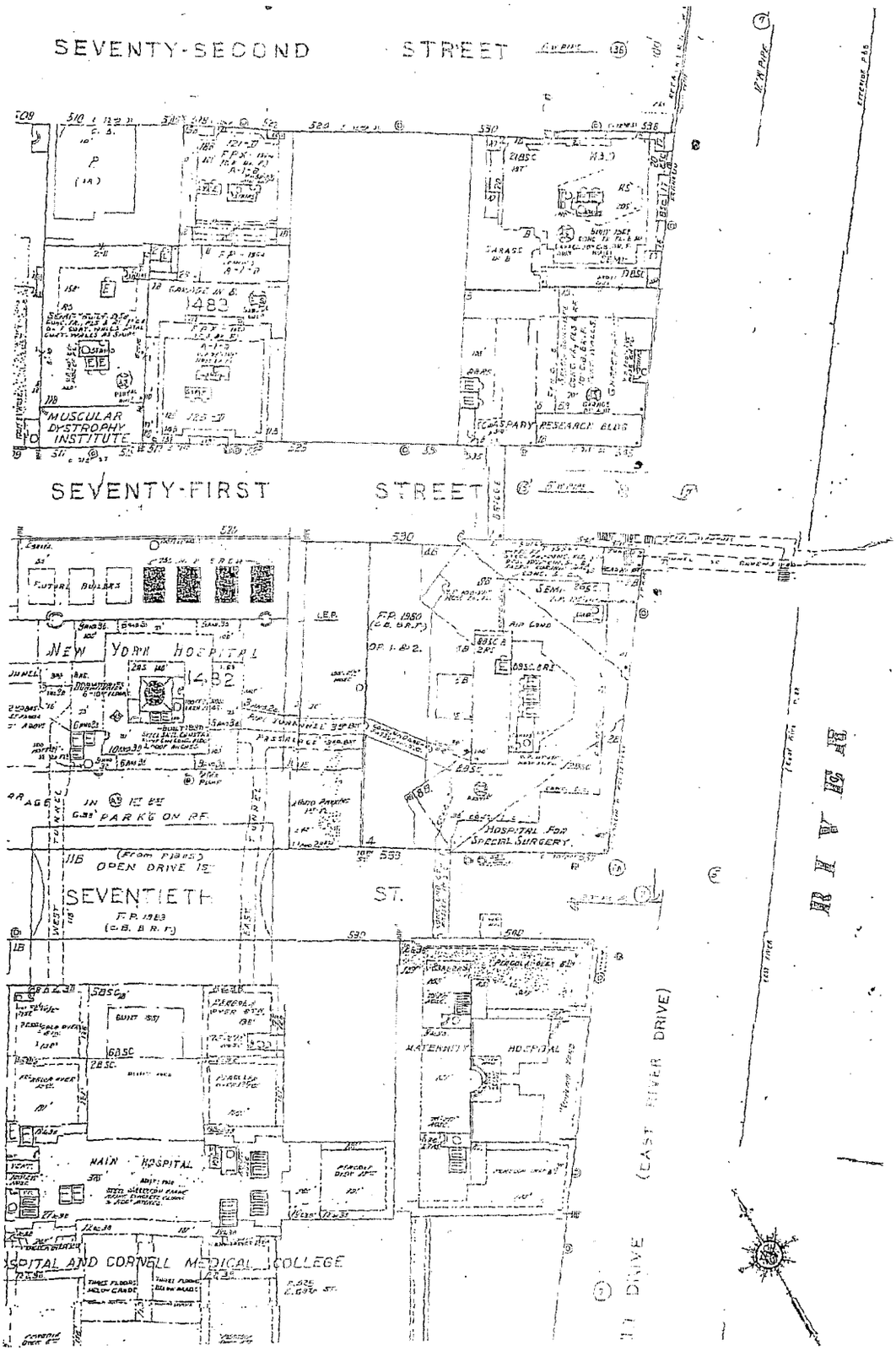

Ethan C. Eldon Associates

1987 Sanborn Map

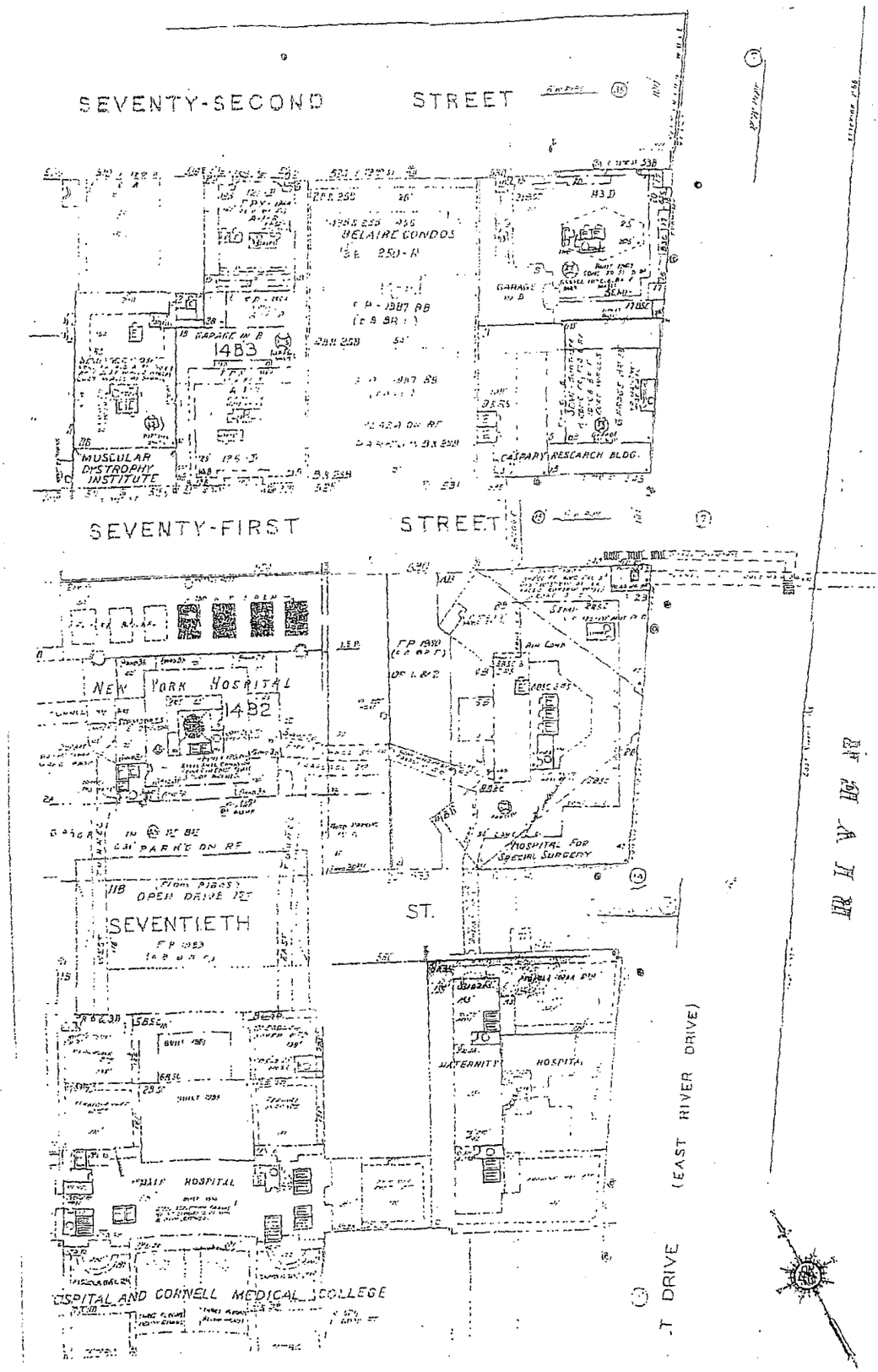

Ethan C. Eldon Associates

1988 Sanborn Map

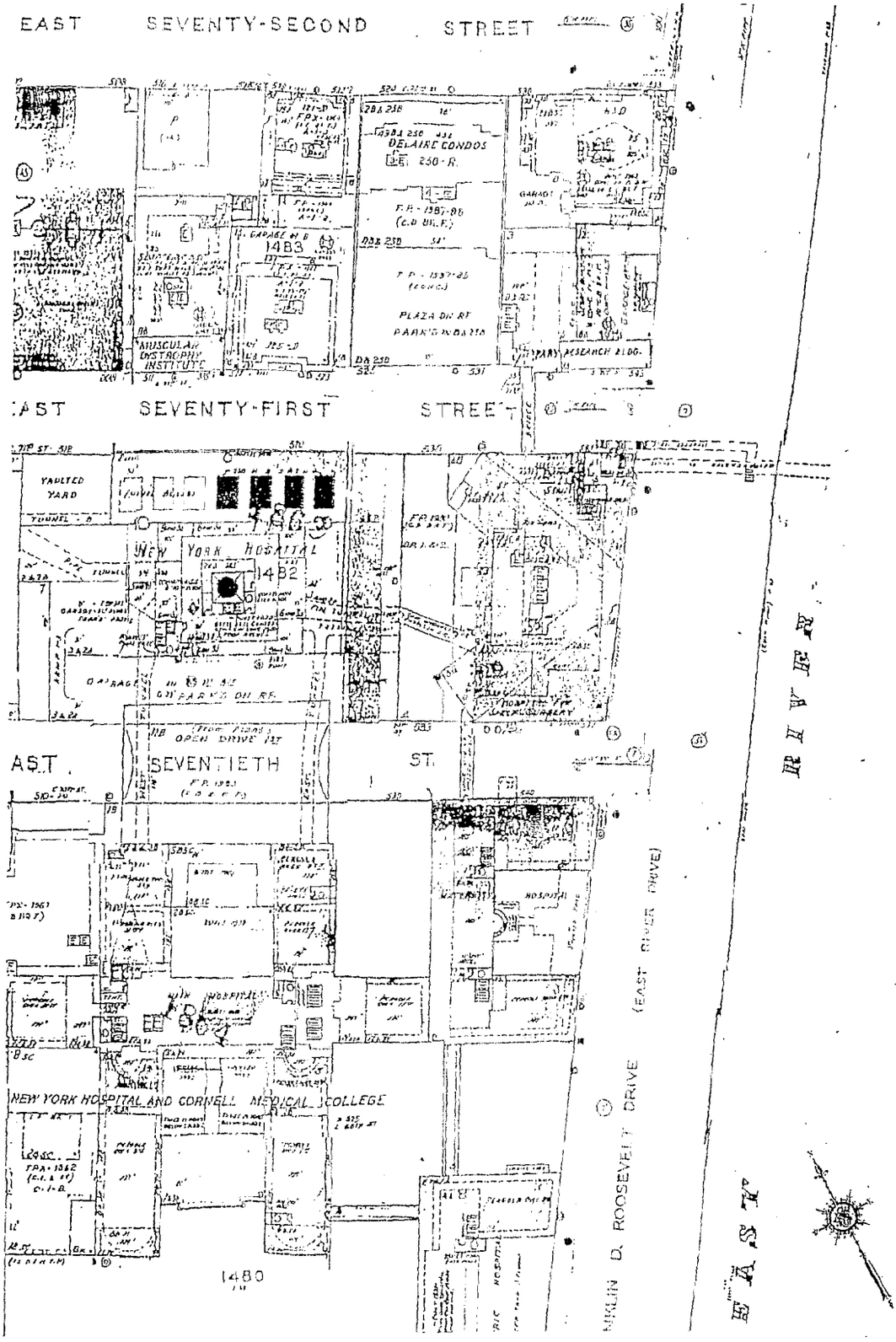

Ethan C. Eldon Associates

1991 Sanborn Map

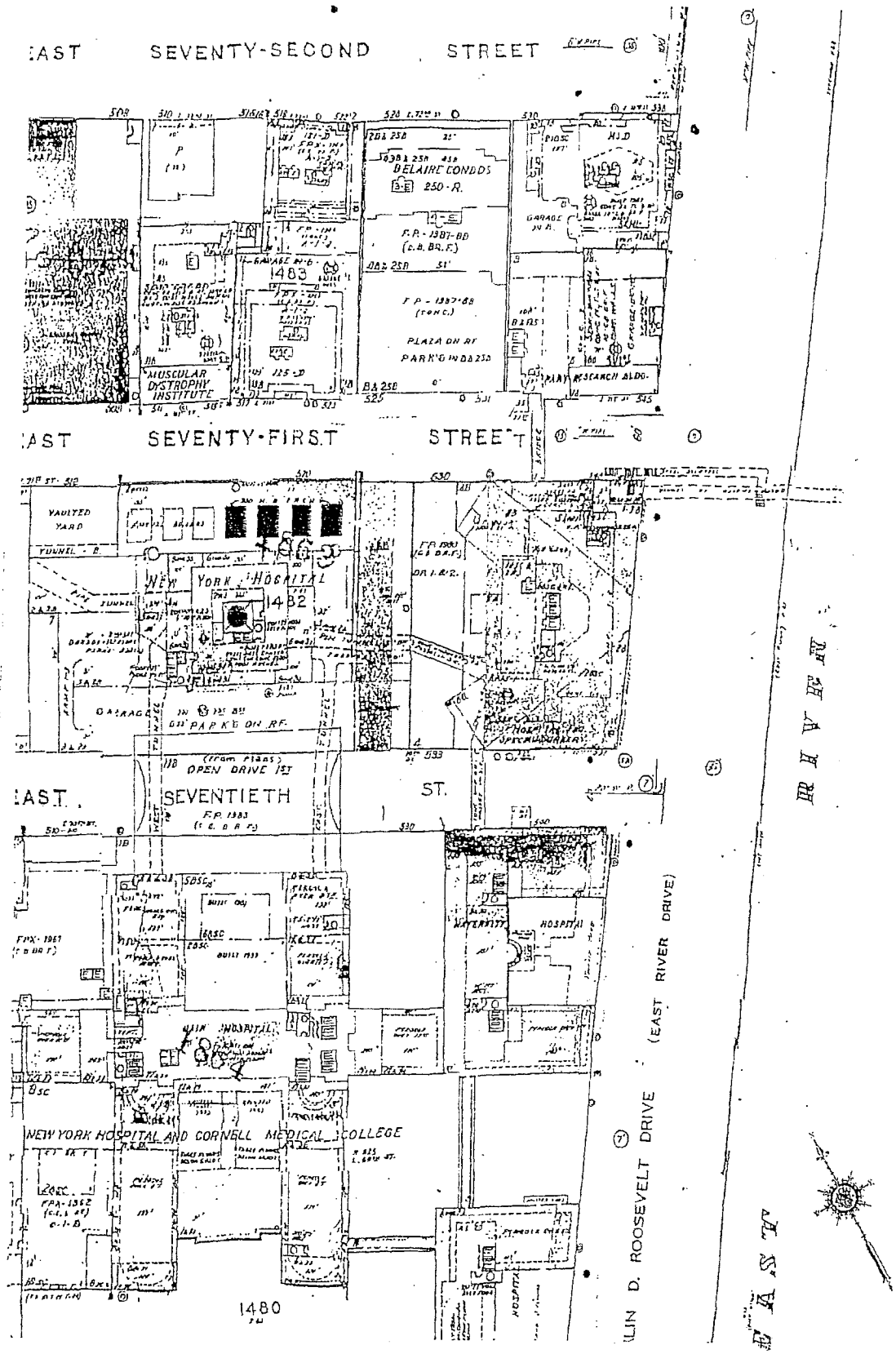

Ethan C. Eldon Associates

1992 Sanborn Map

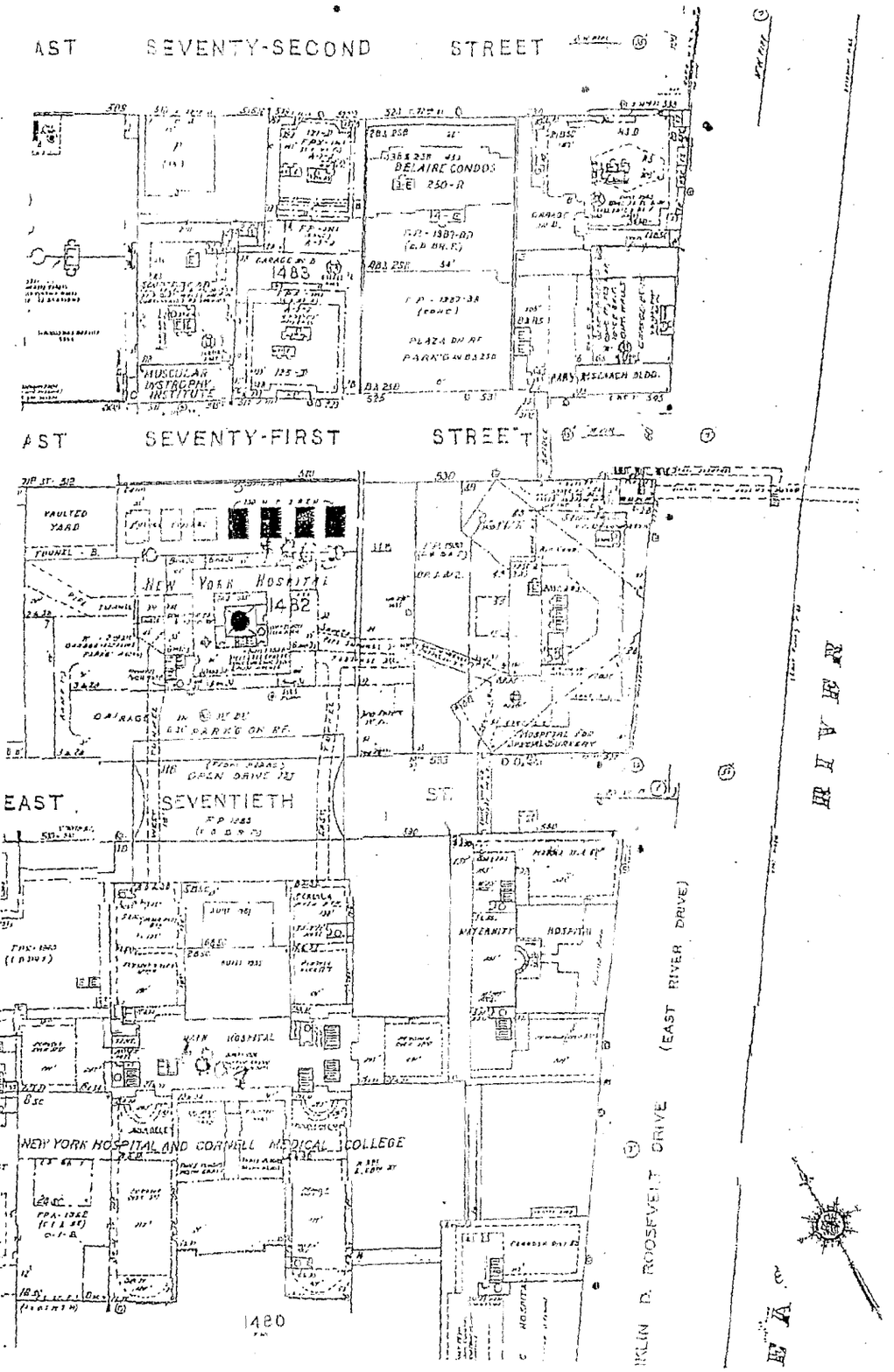

Ethan C. Eldon Associates

1993 Sanborn Map

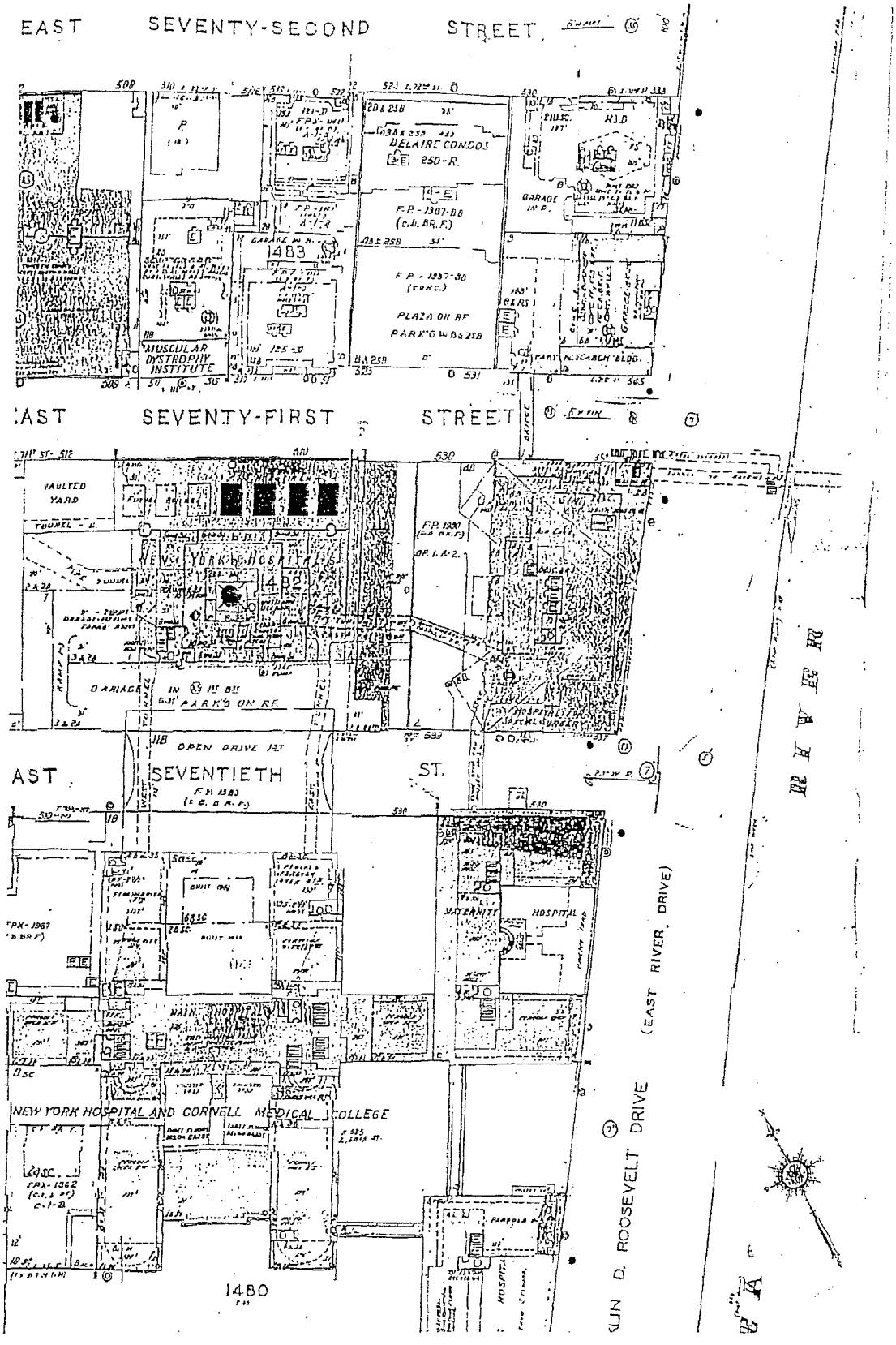

Ethan C. Eldon Associates

1994 Sanborn Map

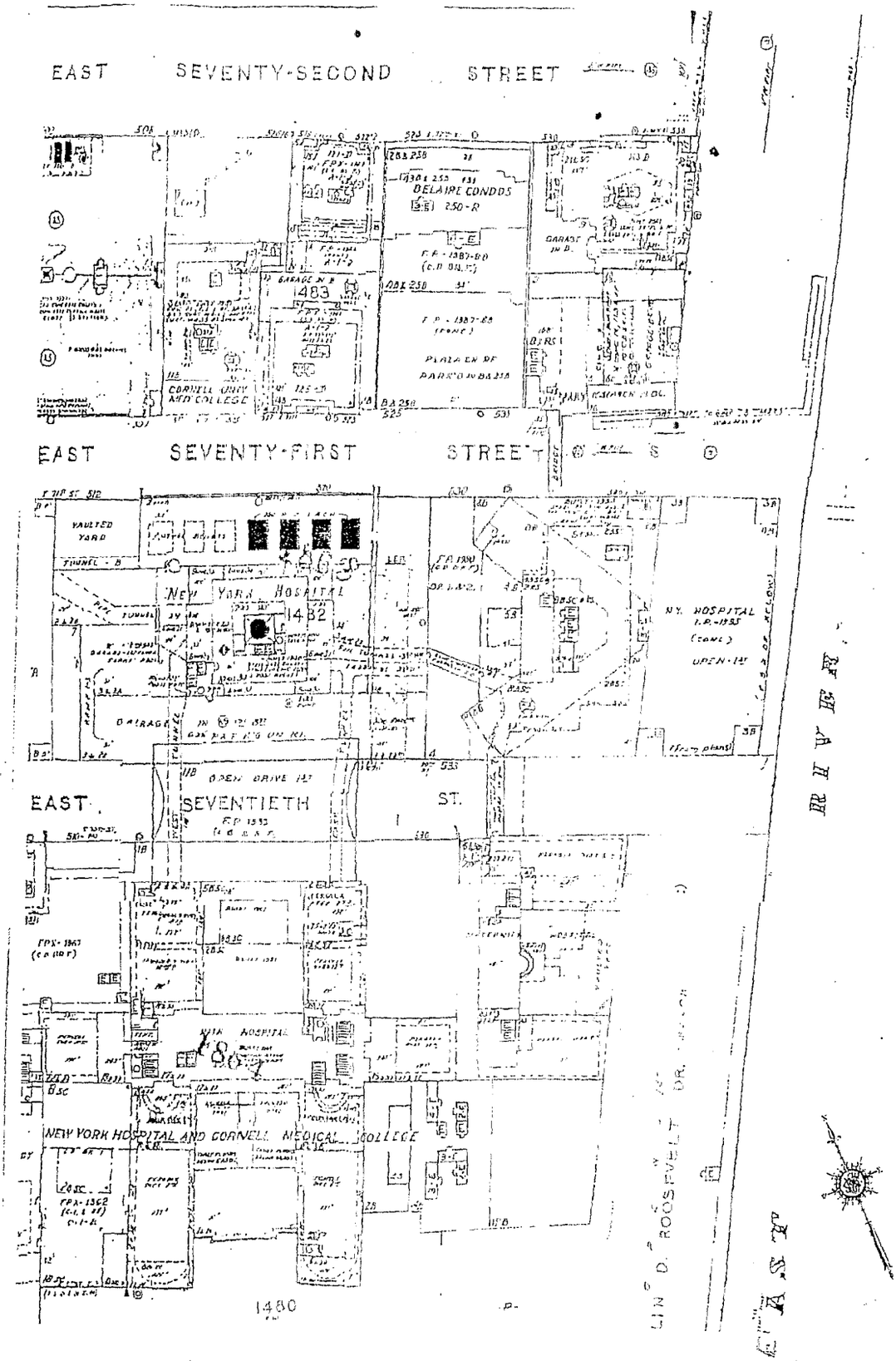

Ethan C. Eldon Associates

1995 Sanborn Map

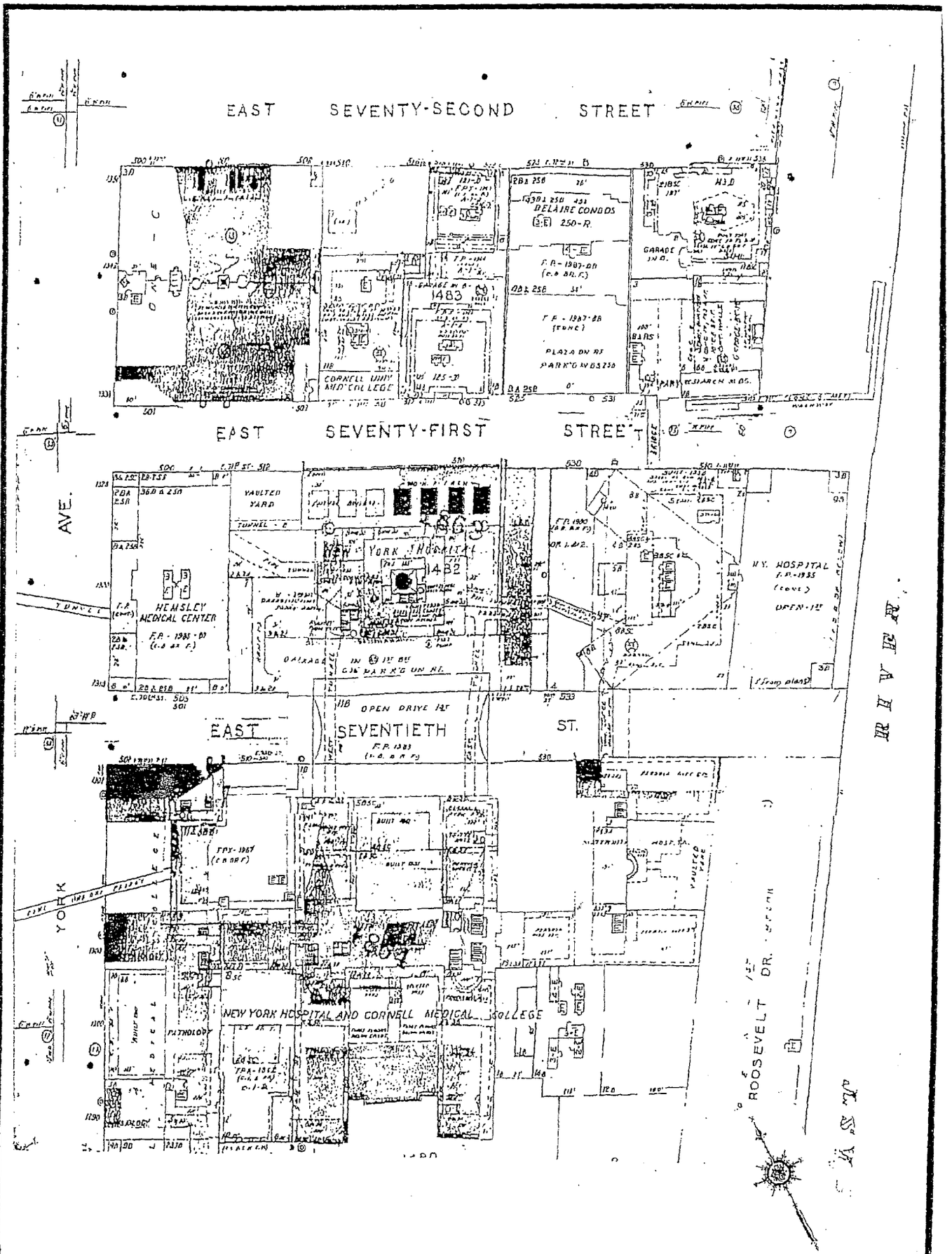

Ethan C. Eldon Associates

1996 Sanborn Map.

CitiBusiness citibank

Title of Account | Financial Center

Tax ID | # of Signers Required to Transact

Account Number #1	Account Number #2
Account Number #3	Account Number #4
Account Number #5	Account Number #6
Print Name/Title	Print Name/Title
Signature	Signature, Member
Print Name/Title	Print Name/Title
Signature	Signature

FINANCIAL CENTER COPY

Title of Account | Financial Center | FIMP #

Tax ID | # of Signers Required to Transact

Account Number #1	Account Number #2
Account Number #3	Account Number #4
Account Number #5	Account Number #6

1	Print Name	
2	Print Name	
3	Print Name	
4	Print Name	

(967-2747)

Andy Knoll
(212) 988-7862

EDR™ Environmental
Data Resources Inc

EDR Site Report™

HOSPITAL FOR SPECIAL SURGERY
535 EAST 70TH ST
NEW YORK, NY 10021

Inquiry Number:

March 15, 2005

The Standard in Environmental Risk Management Information

440 Wheelers Farms Road
Milford, Connecticut 06460

Nationwide Customer Service

Telephone: 1-800-352-0050
Fax: 1-800-231-6802
Internet: www.edrnet.com

TABLE OF CONTENTS

The EDR-Site Report™ is a comprehensive presentation of government filings on a facility identified in a search of over 4 million government records from more than 600 federal, state and local environmental databases. The report is divided into three sections:

Section 1: Facility Summary ..... **Page 3**

Summary of facility filings including a review of the following areas: waste management, waste disposal, multi-media issues, and Superfund liability.

Section 2: Facility Detail Reports ..... **Page 4**

All available detailed information from databases where sites are identified.

Section 3: Databases Searched and Update Information. ..... **Page 8**

Name, source, update dates, contact phone number and description of each of the databases searched for this report.

Thank you for your business.
Please contact EDR at 1-800-352-0050
with any questions or comments.

SECTION 1: FACILITY SUMMARY

FACILITY AREA	FACILITY 1 HOSPITAL FOR SPECIAL SURGERY 535 EAST 70TH ST NEW YORK, NY 10021 EDR ID #1000347793 EPA #NYD981561301
WASTE MANAGEMENT Facility generates hazardous waste (RCRA)	YES - p4
Facility treats, stores, or disposes of hazardous waste on-site (RCRA/TSDF)	NO
Facility has received Notices of Violations (RCRA/VIOL)	YES - p5
Facility has been subject to RCRA administrative actions (RAATS)	NO
Facility has been subject to corrective actions (CORRACTS)	NO
Facility handles PCBs (PADS)	NO
Facility uses radioactive materials (MLTS)	NO
Facility manages registered aboveground storage tanks (AST)	YES - p6
Facility manages registered underground storage tanks (UST)	NO
Facility has reported leaking underground storage tank incidents (LUST)	NO
Facility has reported emergency releases to the soil (ERNS)	NO
Facility has reported hazardous material incidents to DOT (HMIRS)	NO
WASTE DISPOSAL Facility is a Superfund Site (NPL)	NO
Facility has a known or suspect abandoned, inactive or uncontrolled hazardous waste site (CERCLIS)	NO
Facility has a reported Superfund Lien on it (LIENS)	NO
Facility is listed as a state hazardous waste site (SHWS)	NO
Facility has disposed of solid waste on-site (SWF/LF)	NO
MULTIMEDIA Facility uses toxic chemicals and has notified EPA under SARA Title III, Section 313 (TRIS)	NO
Facility produces pesticides and has notified EPA under Section 7 of FIFRA (SSTS)	NO
Facility manufactures or imports toxic chemicals on the TSCA list (TSCA)	NO
Facility has inspections under FIFRA, TSCA or EPCRA (FTTS)	NO
Facility is listed in EPA's index system (FINDS)	YES - p7
Facility is listed in a county/local unique database (LOCAL)	NO
POTENTIAL SUPERFUND LIABILITY Facility has a list of potentially responsible parties PRP	NO
TOTAL (YES)	4

SECTION 2: FACILITY DETAIL REPORTS

WASTE MANAGEMENT

Facility generates hazardous waste

DATABASE: Resource Conservation and Recovery Information (RCRAInfo)

HOSPITAL FOR SPECIAL SURGERY
535 EAST 70TH ST
NEW YORK, NY 10021
EDR ID #1000347793

Facility Name:	HOSPITAL SPECIAL SURGERY 535 E 70TH ST NEW YORK, NY 10021
Mailing Address:	E 70TH ST NEW YORK, NY 10021
Contact:	JOE LUKAS (212) 555-1212
EPA-ID:	NYD98156130
Classification:	Small Quantity Generator
Description:	Handler: - generates more than 100 and less than 1000 kg of hazardous waste during any calendar month and accumulates less than 6000 kg of hazardous waste at any time; or - generates 100 kg or less of hazardous waste during any calendar month, and accumulates more than 1000 kg of hazardous waste at any time
Legal Status:	Private
Owner:	HOSPITAL SPECIAL SURGERY NOT REQUIRED NOT REQUIRED, WY 21255 - 5121 (212) 555-1212

NY MANIFEST DATA

Document ID:	NYA6082524	Manifest Status:	K
Trans1 State ID:	Not reported	Trans2 State ID:	41244GC
Generator Ship Date:	07/07/87	Trans1 Recv Date:	07/07/87
Trans2 Recv Date:	Not reported	TSD Site Recv Date:	07/07/87
Part A Recv Date:	08/31/87	Part B Recv Date:	07/29/87
Generator EPA ID:	NYD98156130	Trans1 EPA ID:	NYD045662921
Trans2 EPA ID:	Not reported	TSDF ID:	NYD045662921
Facility Type:	GEN		
Facility Name :	HOSPITAL FOR SPECIAL SURGERY		
Facility Address :	535 EAST 70TH STREET NEW YORK, NY 10021		
Country :	Not reported		
County :	Not reported	Code :	63
Mailing Name :	HOSPITAL FOR SPECIAL SURGERY		
Mailing Contact :	Not reported		
Mailing Address :	535 EAST 70TH STREET NEW YORK, NY 10021		
Mailing Country :	Not reported		

Waste Code(s) Description:

F005	F005 - UNKNOWN

Waste Code	Quantity	Num of Containers	Container Type	Handling Method	Specific Gravity
F005	00004 Gallons	001	Metal drums, barrels	Burn	000

SECTION 2: FACILITY DETAIL REPORTS

...Continued...

WASTE MANAGEMENT

Facility Has Received Notices of Violations

DATABASE: Resource Conservation and Recovery Information (RCRAInfo)

HOSPITAL FOR SPECIAL SURGERY
535 EAST 70TH ST
NEW YORK, NY 10021
EDR ID #1000347793

Regulation Violated:	Not reported
Area of Violation:	GENERATOR-GENERAL REQUIREMENTS
Date Violation Determined:	03/15/2004
Actual Date Achieved Compliance:	Not reported
Enforcement Action:	WRITTEN INFORMAL
Enforcement Action Date:	05/28/2004

Regulation Violated:	Not reported
Area of Violation:	GENERATOR-ALL REQUIREMENTS (OVERSIGHT)
Date Violation Determined:	08/13/1990
Actual Date Achieved Compliance:	08/13/1990
Enforcement Action:	WRITTEN INFORMAL
Enforcement Action Date:	05/28/2004

COMPLIANCE AND ENFORCEMENT SUMMARY

Responsible Agency:

LTR
Compliance Evaluation Inspection
Non-Financial Record Review

EPA Personnel

Evaluation Date: 05/28/2004
Evaluation Date: 03/15/2004
Evaluation Date: 08/13/1990

SECTION 2: FACILITY DETAIL REPORTS

...Continued...

WASTE MANAGEMENT

Facility manages registered aboveground storage tanks

DATABASE: Aboveground Storage Tank Database (AST)

HOSPITAL FOR SPECIAL SURGERY
535 EAST 70TH ST
NEW YORK, NY 10021
EDR ID #1000347793

PBS AST:

PBS Number:	2-095702	CBS Number:	Not reported
SPDES Number:	Not reported	SWIS Code:	6201
Federal ID:	Not reported	Previous PBS#:	Not reported
Facility Status:	1 - Active PBS facility, i.e. total capacity of the PBS tanks is greater than 1,100 gallons, regardless if Subpart 360-14 tanks exist or not at the facility.		
Facility Type:	OTHER		
Owner Type:	Corporate/Commercial		
Owner Sub Type:	Not reported		
Owner:	HOSPITAL FOR SPECIAL SURGERY 535 EAST 70TH ST NEW YORK, NY 10021		
Owner Phone:	(212) 606-1284		
Facility Phone:	(212) 606-1283		
Operator:	EDWARD LESLIE		
Emergency Name:	THOMAS ELLIOT		
Emergency Phone:	(212) 606-1460		
Total Tanks:	1		
Total Capacity:	1600		
Tank ID:	001		
Capacity (Gal):	1600		
Missing Data for Tank :	Minor data missing		
Tank Location:	ABOVEGROUND 10% OR MORE BELOW GROUND		
Product Stored:	DIESEL		
Tank Type:	Steel/carbon steel		
Install Date:	05/01/1973		
Tank Internal:	Not reported		
Tank External:	Not reported		
Tank Containment:	VAULT		
Pipe Type:	STEEL/IRON		
Pipe Location:	Not reported		
Pipe Internal:	Not reported		
Pipe External:	Not reported		
Leak Detection:	NONE		
Overfill Protection:	Not reported		
Dispenser Method:	Suction		
Date Tested:	/ /	Next Test Date:	/ /
Date Closed:	/ /	Test Method:	Not reported
Updated:	False	Deleted:	False
Date Inspected:	Not reported	Inspector:	Not reported
Result of Inspection:	Not reported		
Mailing Name:	HOSPITAL FOR SPECIAL SURGERY		
Mailing Address:	535 EAST 70TH ST NEW YORK, NY 10021		
Mailing Contact:	MR. JOHN V. DANBROSIO		
Mailing Telephone:	(212) 606-1283		
Owner Mark:	First Owner	Expiration Date:	05/07/2002
Certification Flag:	False	Certification Date:	06/06/1997
Renew Flag:	False	Renew Date:	/ /
Lat/Long:	Not reported		
Dead Letter:	False		
Facility Screen:	No data missing		
Owner Screen:	No data missing		
Tank Screen:	Minor data missing		
Town or City:	NEW YORK CITY		
Town or City Code:	01		
County Code:	62		
Region:	2		

Fiscal Amount for Registration Fee is Correct: True

SECTION 2: FACILITY DETAIL REPORTS

...Continued...

MULTIMEDIA

Facility is listed in EPA's index system

DATABASE: Facility Index System (FINDS)

HOSPITAL FOR SPECIAL SURGERY
535 EAST 70TH ST
NEW YORK, NY 10021
EDR ID #1000347793

This site is listed in the Federal FINDS database. The FINDS database may contain references to records from government databases included elsewhere in the report. Please note: the FINDS database may also contain references to out of date records formerly associated with the site.

Registery ID: 110004409097

Facility Name: HOSPITAL SPECIAL SURGERY
Facility Address: 535 E 70TH ST
NEW YORK, NY 10021
Facility County: NEW YORK
Facility EPA Region: 02
US Fed Gov Facility: No
Indian Tribal Land: Not reported
Alternative Facility Names:
Not reported

EPA Records Indicate Facility Is Listed In:
Resource Conservation and Recovery Act Information system
Facility SIC Codes:
Not reported
Facility NAICS Codes:
Not reported

SECTION 3: DATABASES SEARCHED AND UPDATE DATES

To maintain currency of the following federal, state and local databases, EDR contacts the appropriate government agency on a monthly or quarterly basis as required.

Elapsed ASTM days: Provides confirmation that this report meets or exceeds the 90-day updating requirement of the ASTM standard.

WASTE MANAGEMENT

RCRIS: Resource Conservation and Recovery Act Information
Source: EPA
Telephone: 800-424-9346
RCRAInfo is EPA's comprehensive information system, providing access to data supporting the Resource Conservation and Recovery Act (RCRA) of 1976 and the Hazardous and Solid Waste Amendments (HSWA) of 1984. RCRAInfo replaces the data recording and reporting abilities of the Resource Conservation and Recovery Information System (RCRIS). The database includes selective information on sites which generate, transport, store, treat and/or dispose of hazardous waste as defined by the Resource Conservation and Recovery Act (RCRA). Conditionally exempt small quantity generators (CESQGs) generate less than 100 kg of hazardous waste, or less than 1 kg of acutely hazardous waste per month. Small quantity generators (SQGs) generate between 100 kg and 1,000 kg of hazardous waste per month. Large quantity generators (LQGs) generate over 1,000 kilograms (kg) of hazardous waste, or over 1 kg of acutely hazardous waste per month. Transporters are individuals or entities that move hazardous waste from the generator off-site to a facility that can recycle, treat, store, or dispose of the waste. TSDFs treat, store, or dispose of the waste.

Date of Government Version: 11/23/2004 — Date of Last EDR Contact: 11/24/2004
Database Release Frequency: Quarterly — Date of Next Scheduled Update: 03/28/2005

BRS: Biennial Reporting System
Source: EPA/NTIS
Telephone: 800-424-9346
The Biennial Reporting System is a national system administered by the EPA that collects data on the generation and management of hazardous waste. BRS captures detailed data from two groups: Large Quantity Generators (LQG) and Treatment, Storage, and Disposal Facilities.

Date of Government Version: 12/01/2001 — Date of Last EDR Contact: 12/13/2004
Database Release Frequency: Biennially — Date of Next Scheduled Update: 03/14/2005

RAATS: RCRA Administrative Action Tracking System
Source: EPA
Telephone: 202-564-4104
RCRA Administration Action Tracking System. RAATS contains records based on enforcement actions issued under RCRA pertaining to major violators and includes administrative and civil actions brought by the EPA. For administration actions after September 30, 1995, data entry in the RAATS database was discontinued. EPA will retain a copy of the database for historical records. It was necessary to terminate RAATS because a decrease in agency resources made it impossible to continue to update the information contained in the database.

Date of Government Version: 04/17/1995 — Date of Last EDR Contact: 12/06/2004
Database Release Frequency: No Update Planned — Date of Next Scheduled Update: 03/07/2005

CORRACTS: Corrective Action Report
Source: EPA
Telephone: 800-424-9346
CORRACTS identifies hazardous waste handlers with RCRA corrective action activity.

Date of Government Version: 12/15/2004 — Date of Last EDR Contact: 12/07/2004
Database Release Frequency: Quarterly — Date of Next Scheduled Update: 03/07/2005

PADS: PCB Activity Database System
Source: EPA
Telephone: 202-564-3887
PCB Activity Database. PADS Identifies generators, transporters, commercial storers and/or brokers and disposers of PCB's who are required to notify the EPA of such activities.

Date of Government Version: 09/30/2004 — Date of Last EDR Contact: 02/23/2005
Database Release Frequency: Annually — Date of Next Scheduled Update: 05/09/2005

SECTION 3: DATABASES SEARCHED AND UPDATE DATES

...Continued...

MLTS: Material Licensing Tracking System
Source: Nuclear Regulatory Commission
Telephone: 301-415-7169
MLTS is maintained by the Nuclear Regulatory Commission and contains a list of approximately 8,100 sites which possess or use radioactive materials and which are subject to NRC licensing requirements. To maintain currency, EDR contacts the Agency on a quarterly basis.

Date of Government Version: 11/30/2004
Database Release Frequency: Quarterly
Date of Last EDR Contact: 01/03/2005
Date of Next Scheduled Update: 04/04/2005

NY AST: Petroleum Bulk Storage
Source: Department of Environmental Conservation
Telephone: 518-402-9549
Registered Aboveground Storage Tanks.

Date of Government Version: 01/01/2002
Database Release Frequency: No Update Planned
Date of Last EDR Contact: 01/24/2005
Date of Next Scheduled Update: 04/25/2005

NY UST: Petroleum Bulk Storage (PBS) Database
Source: Department of Environmental Conservation
Telephone: 518-402-9549
Facilities that have petroleum storage capacities in excess of 1,100 gallons and less than 400,000 gallons.

Date of Government Version: 01/01/2002
Database Release Frequency: No Update Planned
Date of Last EDR Contact: 01/24/2005
Date of Next Scheduled Update: 04/25/2005

ERNS: Emergency Response Notification System
Source: National Response Center, United States Coast Guard
Telephone: 202-260-2342
Emergency Response Notification System. ERNS records and stores information on reported releases of oil and hazardous substances.

Date of Government Version: 12/31/2003
Database Release Frequency: Annually
Date of Last EDR Contact: 01/27/2005
Date of Next Scheduled Update: 04/25/2005

HMIRS: Hazardous Materials Information Reporting System
Source: U.S. Department of Transportation
Telephone: 202-366-4555
Hazardous Materials Incident Report System. HMIRS contains hazardous material spill incidents reported to DOT.

Date of Government Version: 09/08/2004
Database Release Frequency: Annually
Date of Last EDR Contact: 01/19/2005
Date of Next Scheduled Update: 04/18/2005

WASTE DISPOSAL

NPL: National Priority List
Source: EPA
Telephone: Not reported
National Priorities List (Superfund). The NPL is a subset of CERCLIS and identifies over 1,200 sites for priority cleanup under the Superfund Program. NPL sites may encompass relatively large areas. As such, EDR provides polygon coverage for over 1,000 NPL site boundaries produced by EPA's Environmental Photographic Interpretation Center (EPIC) and regional EPA offices.

Date of Government Version: 12/14/2004
Date Made Active at EDR: 02/03/2005
Database Release Frequency: Quarterly
Date of Data Arrival at EDR: 02/01/2005
Elapsed ASTM Days: 2
Date of Last EDR Contact: 02/01/2005

PROPOSED NPL: Proposed National Priority List Sites
Source: EPA
Telephone: Not reported

Date of Government Version: 12/14/2004
Date Made Active at EDR: 02/03/2005
Database Release Frequency: Quarterly
Date of Data Arrival at EDR: 02/01/2005
Elapsed ASTM Days: 2
Date of Last EDR Contact: 02/01/2005

SECTION 3: DATABASES SEARCHED AND UPDATE DATES

...Continued...

DELISTED NPL: National Priority List Deletions
Source: EPA
Telephone: Not reported
The National Oil and Hazardous Substances Pollution Contingency Plan (NCP) establishes the criteria that the EPA uses to delete sites from the NPL. In accordance with 40 CFR 300.425.(e), sites may be deleted from the NPL where no further response is appropriate.

Date of Government Version: 12/14/2004
Date Made Active at EDR: 02/03/2005
Database Release Frequency: Quarterly
Date of Data Arrival at EDR: 02/01/2005
Elapsed ASTM Days: 2
Date of Last EDR Contact: 02/01/2005

CERCLIS: Comprehensive Environmental Response, Compensation, and Liability Information System
Source: EPA
Telephone: 703-413-0223
CERCLIS contains data on potentially hazardous waste sites that have been reported to the USEPA by states, municipalities, private companies and private persons, pursuant to Section 103 of the Comprehensive Environmental Response, Compensation, and Liability Act (CERCLA). CERCLIS contains sites which are either proposed to or on the National Priorities List (NPL) and sites which are in the screening and assessment phase for possible inclusion on the NPL.

Date of Government Version: 12/14/2004
Date Made Active at EDR: 02/08/2005
Database Release Frequency: Quarterly
Date of Data Arrival at EDR: 12/21/2004
Elapsed ASTM Days: 49
Date of Last EDR Contact: 12/21/2004

CERCLIS-NFRAP: CERCLIS No Further Remedial Action Planned
Source: EPA
Telephone: 703-413-0223
As of February 1995, CERCLIS sites designated "No Further Remedial Action Planned" (NFRAP) have been removed from CERCLIS. NFRAP sites may be sites where, following an initial investigation, no contamination was found, contamination was removed quickly without the need for the site to be placed on the NPL, or the contamination was not serious enough to require Federal Superfund action or NPL consideration. EPA has removed approximately 25,000 NFRAP sites to lift the unintended barriers to the redevelopment of these properties and has archived them as historical records so EPA does not needlessly repeat the investigations in the future. This policy change is part of the EPA's Brownfields Redevelopment Program to help cities, states, private investors and affected citizens to promote economic redevelopment of unproductive urban sites.

Date of Government Version: 12/14/2004
Database Release Frequency: Quarterly
Date of Last EDR Contact: 12/21/2004
Date of Next Scheduled Update: 03/21/2005

NPL LIENS: Federal Superfund Liens
Source: EPA
Telephone: 202-564-4267
Federal Superfund Liens. Under the authority granted the USEPA by the Comprehensive Environmental Response, Compensation and Liability Act (CERCLA) of 1980, the USEPA has the authority to file liens against real property in order to recover remedial action expenditures or when the property owner receives notification of potential liability. USEPA compiles a listing of filed notices of Superfund Liens.

Date of Government Version: 10/15/1991
Date Made Active at EDR: 03/30/1994
Database Release Frequency: No Update Planned
Date of Data Arrival at EDR: 02/02/1994
Elapsed ASTM Days: 56
Date of Last EDR Contact: 02/22/2005

NY SHWS: Inactive Hazardous Waste Disposal Sites in New York State
Source: Department of Environmental Conservation
Telephone: 518-402-9622
State Hazardous Waste Sites. State hazardous waste site records are the states' equivalent to CERCLIS. These sites may or may not already be listed on the federal CERCLIS list. Priority sites planned for cleanup using state funds (state equivalent of Superfund) are identified along with sites where cleanup will be paid for by potentially responsible parties. Available information varies by state.

Date of Government Version: 04/01/2003
Database Release Frequency: Annually
Date of Last EDR Contact: 02/28/2005
Date of Next Scheduled Update: 05/23/2005

NY SWF/LF: Facility Register
Source: Department of Environmental Conservation
Telephone: 518-457-2051
Solid Waste Facilities/Landfill Sites. SWF/LF type records typically contain an inventory of solid waste disposal facilities or landfills in a particular state. Depending on the state, these may be active or inactive facilities or open dumps that failed to meet RCRA Subtitle D Section 4004 criteria for solid waste landfills or disposal sites.

Date of Government Version: 01/31/2005
Database Release Frequency: Semi-Annually
Date of Last EDR Contact: 01/31/2005
Date of Next Scheduled Update: 05/02/2005

SECTION 3: DATABASES SEARCHED AND UPDATE DATES

...Continued...

MULTIMEDIA

TRIS: Toxic Chemical Release Inventory System
Source: EPA
Telephone: 202-566-0250
Toxic Release Inventory System. TRIS identifies facilities which release toxic chemicals to the air, water and land in reportable quantities under SARA Title III Section 313.

Date of Government Version: 12/31/2002
Database Release Frequency: Annually

Date of Last EDR Contact: 12/20/2004
Date of Next Scheduled Update: 03/21/2005

SSTS: Section 7 Tracking Systems
Source: EPA
Telephone: 202-564-5008
Section 7 of the Federal Insecticide, Fungicide and Rodenticide Act, as amended (92 Stat. 829) requires all registered pesticide-producing establishments to submit a report to the Environmental Protection Agency by March 1st each year. Each establishment must report the types and amounts of pesticides, active ingredients and devices being produced, and those having been produced and sold or distributed in the past year.

Date of Government Version: 12/31/2003
Database Release Frequency: Annually

Date of Last EDR Contact: 11/29/2004
Date of Next Scheduled Update: 04/18/2005

TSCA: Toxic Substances Control Act
Source: EPA
Telephone: 202-260-5521
Toxic Substances Control Act. TSCA identifies manufacturers and importers of chemical substances included on the TSCA Chemical Substance Inventory list. It includes data on the production volume of these substances by plant site.

Date of Government Version: 12/31/2002
Database Release Frequency: N/A

Date of Last EDR Contact: 12/06/2004
Date of Next Scheduled Update: 03/07/2005

FTTS: FIFRA/ TSCA Tracking System - FIFRA (Federal Insecticide, Fungicide, & Rodenticide Act)/TSCA (Toxic Substances Control Act)
Source: EPA/Office of Prevention, Pesticides and Toxic Substances
Telephone: 202-564-2501
FTTS tracks administrative cases and pesticide enforcement actions and compliance activities related to FIFRA, TSCA and EPCRA (Emergency Planning and Community Right-to-Know Act). To maintain currency, EDR contacts the Agency on a quarterly basis.

Date of Government Version: 09/13/2004
Database Release Frequency: Quarterly

Date of Last EDR Contact: 12/01/2004
Date of Next Scheduled Update: 03/21/2005

FTTS INSP: FIFRA/ TSCA Tracking System - FIFRA (Federal Insecticide, Fungicide, & Rodenticide Act)/TSCA (Toxic Substances Control Act)
Source: EPA
Telephone: 202-564-2501

Date of Government Version: 04/13/2004
Database Release Frequency: Quarterly

Date of Last EDR Contact: 12/01/2004
Date of Next Scheduled Update: 03/21/2005

ENG CONTROLS: Engineering Controls Sites List
Source: Environmental Protection Agency
Telephone: 703-603-8867
A listing of sites with engineering controls in place. Engineering controls include various forms of caps, building foundations, liners, and treatment methods to create pathway elimination for regulated substances to enter environmental media or effect human health.

Date of Government Version: 08/03/2004
Database Release Frequency: Varies

Date of Last EDR Contact: 01/03/2005
Date of Next Scheduled Update: 04/11/2005

FINDS: Facility Index System/Facility Identification Initiative Program Summary Report
Source: EPA
Telephone: Not reported
Facility Index System. FINDS contains both facility information and 'pointers' to other sources that contain more detail. EDR includes the following FINDS databases in this report: PCS (Permit Compliance System), AIRS (Aerometric Information Retrieval System), DOCKET (Enforcement Docket used to manage and track information on civil judicial enforcement cases for all environmental statutes), FURS (Federal Underground Injection Control), C-DOCKET (Criminal Docket System used to track criminal enforcement actions for all environmental statutes), FFIS (Federal Facilities Information System), STATE (State Environmental Laws and Statutes), and PADS (PCB Activity Data System).

Date of Government Version: 01/12/2005
Database Release Frequency: Quarterly

Date of Last EDR Contact: 01/03/2005
Date of Next Scheduled Update: 04/04/2005

SECTION 3: DATABASES SEARCHED AND UPDATE DATES

...Continued...

NY SPDES: State Pollutant Discharge Elimination System
Source: Department of Environmental Conservation
Telephone: 518-402-8233
New York State has a state program which has been approved by the United States Environmental Protection Agency for the control of wastewater and stormwater discharges in accordance with the Clean Water Act. Under New York State law the program is known as the State Pollutant Discharge Eliminat on System (SPDES) and is broader in scope than that required by the Clean Water Act in that it controls poin' source discharges to groundwaters as well as surface waters.

Date of Government Version: 09/23/2004
Database Release Frequency: No Update Planned
Date of Last EDR Contact: 02/07/2005
Date of Next Scheduled Update: 05/09/2005

NY AIRS: Air Emissions Data
Source: Department of Environmental Conservation
Telephone: 518-402-8452

Date of Government Version: 12/31/2002
Database Release Frequency: Annually
Date of Last EDR Contact: 02/22/2005
Date of Next Scheduled Update: 05/23/2005

NY DRY CLEAN: Registered Drycleaners
Source: Department of Environmental Conservation
Telephone: 518-402-8403
A listing of all registered drycleaning facilities.

Date of Government Version: 06/15/2004
Database Release Frequency: Varies
Date of Last EDR Contact: 05/21/2004
Date of Next Scheduled Update:

NY DELISTED HWS: Delisted Registry Sites
Source: Department of Environmental Conservation
Telephone: 518-402-9622
A database listing of sites delisted from the Registry of Inactive Hazardous Waste Disposal Sites.

Date of Government Version: 04/01/2004
Database Release Frequency: Annually
Date of Last EDR Contact: 02/24/2005
Date of Next Scheduled Update: 05/23/2005

NY LTANKS: Spills Information Database
Source: Department of Environmental Conservation
Telephone: 518-402-9549
Leaking Storage Tank Incident Reports. These records contain an inventory of reported leaking storage tank incidents reported from 4/1/86 through the most recent update. They can be either leaking underground storage tanks or leaking aboveground storage tanks. The causes of the incidents are tank test failures, tank failures or tank overfills.

Date of Government Version: 02/10/2005
Database Release Frequency: Varies
Date of Last EDR Contact: 01/25/2005
Date of Next Scheduled Update: 04/25/2005

NY BROWNFIELDS: Brownfields Site List
Source: Department of Environmental Conservation
Telephone: 518-402-9764

Date of Government Version: 12/17/2004
Database Release Frequency: Semi-Annually
Date of Last EDR Contact: 12/14/2004
Date of Next Scheduled Update: 03/14/2005

NY SPILLS: Spills Information Database
Source: Department of Environmental Conservation
Telephone: 518-402-9549
Data collected on spills reported to NYSDEC as required by one or more of the following: Article 12 of the Navigation Law, 6 NYCRR Section 613.8 (from PBS regs), or 6 NYCRR Section 595.2 (from CBS regs). It includes spills active as of April 1, 1986, as well as spills occurring since this date.

Date of Government Version: 02/10/2005
Database Release Frequency: Varies
Date of Last EDR Contact: 01/25/2005
Date of Next Scheduled Update: 04/25/2005

SECTION 3: DATABASES SEARCHED AND UPDATE DATES

...Continued...

NY CORTLAND AST: Cortland County Storage Tank Listing
Source: Cortland County Health Department
Telephone: 607-753-5035

Date of Government Version: 10/07/2004
Database Release Frequency: Quarterly

Date of Last EDR Contact: 02/01/2005
Date of Next Scheduled Update: 05/30/2005

NY CORTLAND UST: Cortland County Storage Tank Listing
Source: Cortland County Health Department
Telephone: 607-753-5035

Date of Government Version: 10/07/2004
Database Release Frequency: Quarterly

Date of Last EDR Contact: 02/01/2005
Date of Next Scheduled Update: 05/30/2005

NY NASSAU AST: Registered Tank Database
Source: Nassau County Health Department
Telephone: 516-571-3314

Date of Government Version: 05/21/2003
Database Release Frequency: No Update Planned

Date of Last EDR Contact: 02/01/2005
Date of Next Scheduled Update: 05/02/2005

NY NASSAU UST: Registered Tank Database
Source: Nassau County Health Department
Telephone: 516-571-3314

Date of Government Version: 05/21/2003
Database Release Frequency: No Update Planned

Date of Last EDR Contact: 02/01/2005
Date of Next Scheduled Update: 05/02/2005

NY ROCKLAND AST: Petroleum Bulk Storage Database
Source: Rockland County Health Department
Telephone: 914-364-2605

Date of Government Version: 10/27/2004
Database Release Frequency: Quarterly

Date of Last EDR Contact: 01/03/2005
Date of Next Scheduled Update: 04/04/2005

NY ROCKLAND UST: Petroleum Bulk Storage Database
Source: Rockland County Health Department
Telephone: 914-364-2605

Date of Government Version: 10/27/2004
Database Release Frequency: Quarterly

Date of Last EDR Contact: 01/03/2005
Date of Next Scheduled Update: 04/04/2005

NY SUFFOLK AST: Storage Tank Database
Source: Suffolk County Department of Health Services
Telephone: 631-854-2521

Date of Government Version: 04/16/2004
Database Release Frequency: Annually

Date of Last EDR Contact: 03/01/2005
Date of Next Scheduled Update: 05/30/2005

NY SUFFOLK UST: Storage Tank Database
Source: Suffolk County Department of Health Services
Telephone: 631-854-2521

Date of Government Version: 04/16/2004
Database Release Frequency: Annually

Date of Last EDR Contact: 03/01/2005
Date of Next Scheduled Update: 05/30/2005

NY CBS UST: Chemical Bulk Storage Database
Source: NYSDEC
Telephone: 518-402-9549
Facilities that store regulated hazardous substances in underground tanks of any size

Date of Government Version: 01/01/2002
Database Release Frequency: No Update Planned

Date of Last EDR Contact: 01/24/2005
Date of Next Scheduled Update: 04/25/2005

SECTION 3: DATABASES SEARCHED AND UPDATE DATES

...Continued...

NY CBS AST: Chemical Bulk Storage Database
Source: NYSDEC
Telephone: 518-402-9549
Facilities that store regulated hazardous substances in aboveground tanks with capacities of 185 gallons or greater, and/or in underground tanks of any size.

Date of Government Version: 01/01/2002
Database Release Frequency: No Update Planned
Date of Last EDR Contact: 01/24/2005
Date of Next Scheduled Update: 04/25/2005

NY MOSF UST: Major Oil Storage Facilities Database
Source: NYSDEC
Telephone: 518-402-9549
Facilities that may be onshore facilities or vessels, with petroleum storage capacities of 400,000 gallons or greater.

Date of Government Version: 01/01/2002
Database Release Frequency: Varies
Date of Last EDR Contact: 01/24/2005
Date of Next Scheduled Update: 04/25/2005

NY MOSF AST: Major Oil Storage Facilities Database
Source: NYSDEC
Telephone: 518-402-9549
Facilities that may be onshore facilities or vessels, with petroleum storage capacities of 400,000 gallons or greater.

Date of Government Version: 01/01/2002
Database Release Frequency: No Update Planned
Date of Last EDR Contact: 01/24/2005
Date of Next Scheduled Update: 04/25/2005

NY HSWDS: Hazardous Substance Waste Disposal Site Inventory
Source: Department of Environmental Conservation
Telephone: 518-402-9564
The list includes any known or suspected hazardous substance waste disposal sites. Also included are sites delisted from the Registry of Inactive Hazardous Waste Disposal Sites and non-Registry sites that U.S. EPA Preliminary Assessment (PA) reports or Site Investigation (SI) reports were prepared. Hazardous Substance Waste Disposal Sites are eligible to be Superfund sites now that the New York State Superfund has been refinanced and changed. This means that the study inventory has served its purpose and will no longer be maintained as a separate entity. The last version of the study inventory is frozen in time. The sites on the study will not automatically be made Superfund sites, rather each site will be further evaluated for listing on the Registry. So overtime they will be added to the registry or not.

Date of Government Version: 09/01/2002
Database Release Frequency: No Update Planned
Date of Last EDR Contact: 02/28/2005
Date of Next Scheduled Update: 05/30/2005

NY MANIFEST: Facility and Manifest Data
Source: Department of Environmental Conservation
Telephone: 518-402-8651
Manifest is a document that lists and tracks hazardous waste from the generator through transporters to a TSD facility.

Date of Government Version: 11/30/2004
Database Release Frequency: Annually
Date of Last EDR Contact: 03/02/2005
Date of Next Scheduled Update: 05/30/2005

NY MANIFEST: Facility and Manifest Data
Source: NYSDEC
Telephone: 518-457-6585
Facility and manifest data. Manifest is a document that lists and tracks hazardous waste from the generator through transporters to a tsd facility.

Former Manufactured Gas (Coal Gas) Sites: The existence and location of Coal Gas sites is provided exclusively to EDR by Real Property Scan, Inc. (C) Copyright 1993 Real Property Scan, Inc. For a technical description of the types of hazards which may be found at such sites, contact your EDR customer service representative

SECTION 3: DATABASES SEARCHED AND UPDATE DATES

...Continued...

POTENTIAL SUPERFUND LIABILITY

PRP: Potentially Responsible Parties
Source: EPA
Telephone: 202-564-6064
A listing of verified Potentially Responsible Parties

Date of Government Version: 09/09/2004
Database Release Frequency: Quarterly

Date of Last EDR Contact: 01/05/2005
Date of Next Scheduled Update: 04/04/2005

93-06-004 (12/94)

NEW YORK STATE DEPARTMENT OF ENVIRONMENTAL CONSERVATION

PETROLEUM BULK STORAGE REGISTRATION CERTIFICATE

NYS DEC - REGION 2
HUNTERS POINT PLAZA
47-40 21st STREET
LONG ISLAND CITY, NY 11101
(718) 482-4933

TANK NUMBER	DATE INSTALLED	TANK TYPE	CAPACITY (GALLONS)	DATE LAST TESTED	TESTING DUE DATE
001	05/01/1973	Steel/Carbon Steel	1,600		*

* Aboveground tanks require monthly visual inspections and may need documented internal inspections as described in 6NYCRR Pt. 613.

OWNER
HOSPITAL FOR SPECIAL SURGERY
535 EAST 70TH ST
NEW YORK, NY 10021

SITE
HOSPITAL FOR SPECIAL SURGERY
535 EAST 70TH STREET
535 EAST 70TH ST
NEW YORK, NY 10021

OPERATOR (Name and Telephone Number)
EDWARD LESLIE
(212) 606-1280

EMERGENCY CONTACT (Name and Telephone Number)
SAM C. LIU
(212) 606-1460

As an authorized representative of the above named facility, I affirm under penalty of perjury that the information displayed on this form is correct to the best of my knowledge. Additionally, I recognize that I am responsible for assuring that this facility is in compliance with all sections of 6 NYCRR Parts 612, 613 and 614, and applicable sections of 6 NYCRR Subpart 360-14 (used oil tanks only), not just those cited below:

- The facility must be re-registered if there is a transfer of ownership.
- The Department must be notified within 30 days prior to adding, replacing, reconditioning, or permanently closing a stationary tank.
- The facility must be operated in accordance with the code for storing petroleum, 6 NYCRR Part 613.
- Any new facility or substantially modified facility must comply with 6 NYCRR Part 614.
- **This certificate must be posted on the premises at all times.** Posting must be at the tank, at the entrance of the facility, or the main office where the storage tanks are located.
- Any person with knowledge of a spill, leak or discharge must report the incident to DEC within two hours (1-800-457-7362).

Signature of Authorized Representative/Owner Date

Name of Authorized Representative/Owner (Please Print)

Title

ISSUED BY:
Commissioner Erin M. Crotty

PETROLEUM BULK STORAGE ID NUMBER
2-095702

DATE ISSUED
09/29/2003

EXPIRATION DATE
05/07/2007

FEE PAID
$ 50

MAILING CORRESPONDENCE
SAM C. LIU, CPE
HOSPITAL FOR SPECIAL SURGERY
535 EAST 70TH STREET
NEW YORK, NY 10021

Date Printed: 10/02/2003

THIS REGISTRATION CERTIFICATE IS NON-TRANSI

FIRE DEPARTMENT, CITY OF NEW YORK — BUREAU OF FIRE PREVENTION

APPLICATION NUMBER	BOR	TYP	CODE	ISSUE DATE	TIME
97070915	1	R	03	L016	03/03/04	11:04

PREMISES ADDRESS	ACCOUNT NAME
535-537 535 E 70 ST NEW YORK, NY 10021	HOSP FOR SPECIAL SURGERY

ITEM CODE	SUB CODE	QTY	ITEM	DESCRIPTION	FLOOR NO	FEE
037	00	1	COM-MVL-STR/USE/SEL-1			

APPLICATION PERMIT TYPE

1

1=REGULAR
2=SUPPLEMENTAL
3=DUPLICATE

HOSP FOR SPECIAL SURGERY
535 E 70 ST
NEW YORK, NY 10021

** NO FEE ** 0.00

EMERGENCY GENERATOR 2000 GAL & 275 GAL TANKS C OF A 6728/97

923142

FIRE COMMISSIONER

APPENDIX E

- Existing Platform Air Volumes
- ATR Counts
- Speed Survey
- Vehicle Classification
- MOBILE6 Inputs and Outputs
- AERMOD Outputs
- CEQR Garage AQ
- Mixing Height Comparison
- CAL3QHCR Inputs and Outputs

Existing Platform Air Volumes

Technical Memorandum

2007 Existing Condition

Air flow from the north portal of the existing platform (East 68th – East 71st Streets):

(5038 veh/hr x 406 cu ft/veh)/60 min/hr = 34,090 cfm

Air flow from the south portal of the existing platform (East 68th – East 71st Streets):

(5634 veh/hr x 406 cu ft/veh)/60 min/hr = 38,123 cfm

The total air flow onto the Esplanade can be found by using the following equation:

Air Flow = A x (VPH/3x60) x TL x Area

Where A = Leakage rate of air (33%)
VPH = Vehicles per hour
TL = Tunnel length
Area = Area of vehicle
60 = Hour to minute
3 = Number of lanes

Air flow leaking onto the Esplanade from the existing platform (750 feet in length) is:

Air flow = 0.33 x 5038 veh/hr/(3 x 60 min/hr) x 750 ft x 20.3 sq ft = 140,623 cfm

The air flow from the ventilation system of the existing platform is 120,000 cfm. The air flow rates for the existing platform are summarized in the attached table.

2010 No-Build Condition

Air flow from the north portal of the existing platform (East 68th – East 71st Streets):

(5114 veh/hr x 406 cu ft/veh)/60 min/hr = 34,605 cfm

Air flow from the south portal of the existing platform (East 68th – East 71st Streets):

(5719 veh/hr x 406 cu ft/veh)/60 min/hr = 38,699 cfm

Air flow leaking onto the Esplanade from the existing platform (750 feet in length) would be:

Air flow = 0.33 x 5114 veh/hr/(3 x 60 min/hr) x 750 ft x 20.3 sq ft = 142,745 cfm

The air flow from the ventilation system of the existing platform is 120,000 cfm. The air flow rates for the existing platform under the No-Build condition are summarized in the attached table.

2010 Build Condition

The air flow rates for the Build condition for the existing platform are the same as those for the No-Build condition and presented in the attached table.

The proposed platform (103 feet in length) would not have ventilation system. Air flow from the north portal of the proposed platform:

(5114 veh/hr x 406 cu ft/veh)/60 min/hr = 34,605 cfm

Air flow from the south portal of the proposed platform:

(6135 veh/hr x 406 cu ft/veh)/60 min/hr = 41,514 cfm

Air flow leaking onto the Esplanade from the proposed platform (103 feet in length) is:

Air flow = 0.33 x 5114 veh/hr/(3 x 60 min/hr) x 103 ft x 20.3 sq ft = 19,604 cfm

The air flow rates for the Build condition for the proposed platform are summarized in attached table.

HSS Air Flow Volumes and Emission Rates

Location	Existing - 750' Platform		No-Build/Build-750' Platform		Proposed 103' Platform	
	Air, cfm	Fraction	Air, cfm	Fraction	Air, cfm	Fraction
North portal	34090	0.102	34605	0.103	34605	0.362
South Portal	38123	0.115	38699	0.115	41514	0.434
Esplanade	140623	0.422	142745	0.425	19604	0.204
Exhaust	120000	0.361	120000	0.357	-	-
Total	332836	1.000	336049	1.000	95723	1.000

ATR Counts

TRIP Consultants Corp
311 85th St
Brooklyn, NY 11209
Tel: (718) 833-6176 - Fax: (718) 921-2844

Site Code: 1562
FDR Dr. NB @ 71st St.

Job Number: 06-137
Company Name: Ethan Eldon Associates
RE: FDR
Direction: NB

Start	06-Nov-06		Tue		Wed		Thu		Fri		Sat		Sun		Average Day	
Time	A.M.	P.M.	A.M.	P.M.	A.M.	P.M.	A.M.	P.M.	A.M.	P.M.	A.M.	P.M.	A.M.	P.M.	A.M.	P.M.
12:00	*	812	632	857	630	735	611	831	749	580	821	880	926	898	728	799
12:15	*	916	465	788	529	794	448	927	676	255	796	860	856	943	628	783
12:30	*	886	450	839	421	744	425	945	464	768	662	971	794	936	536	870
12:45	*	790	400	835	391	798	303	882	421	982	586	912	633	965	456	881
01:00	*	844	395	913	333	849	378	1054	451	843	545	881	638	1019	457	915
01:15	*	889	266	899	265	873	291	959	412	971	535	1018	599	967	395	939
01:30	*	955	203	905	235	896	252	948	386	1128	479	1031	610	1032	361	985
01:45	*	975	200	922	208	892	203	994	340	1102	503	1011	554	1014	335	987
02:00	*	1055	207	1065	201	1046	206	1068	288	1143	443	1019	474	996	303	1056
02:15	*	1164	164	1122	166	1015	170	999	265	1141	421	1086	544	1043	288	1081
02:30	*	**1183**	163	1089	140	958	174	1065	240	879	418	**1085**	492	1011	271	1039
02:45	*	**1186**	126	1042	123	1001	135	1162	196	952	385	**1078**	476	998	240	**1060**
03:00	*	**1210**	151	**1179**	136	994	138	1035	219	**1179**	389	**1133**	431	965	244	**1099**
03:15	*	**1215**	120	**1173**	126	956	153	**1167**	208	**1163**	331	**1110**	464	993	234	**1111**
03:30	*	1131	164	**1134**	161	949	145	**1212**	221	**1150**	355	1031	449	997	249	**1086**
03:45	*	828	150	**1139**	147	1006	183	**1106**	214	**1140**	302	1104	445	1051	240	1053
04:00	*	1176	188	1049	159	963	168	**1182**	229	1111	354	1140	508	1051	268	1096
04:15	*	1185	196	1173	190	979	207	1001	278	1129	397	1052	499	**1050**	294	1081
04:30	*	1079	252	1044	245	**1064**	281	993	289	1093	385	1075	441	**1092**	316	1063
04:45	*	1178	280	1067	199	**982**	298	1006	304	1067	349	1061	377	**1059**	301	1060
05:00	*	1164	331	1116	349	**1016**	336	989	391	1050	350	657	324	**1075**	347	1010
05:15	*	1141	397	1153	445	**1027**	473	965	485	1098	383	1161	277	1033	410	1083
05:30	*	935	493	1130	516	1028	552	800	561	942	381	1071	317	1090	470	999
05:45	*	1209	602	843	575	984	669	830	631	992	344	1058	264	914	514	976
06:00	*	1177	796	1151	773	761	863	999	834	1085	437	1047	328	813	672	1005
06:15	*	1151	849	1108	866	983	926	1013	937	1063	490	971	351	753	736	1006
06:30	*	1110	960	1097	940	978	**987**	1005	1008	1015	565	963	405	618	811	969
06:45	*	1137	975	1022	991	914	**1061**	994	958	944	599	891	361	586	824	927
07:00	*	1136	**1123**	991	**1065**	936	**1196**	992	**1125**	997	664	964	452	627	**938**	949
07:15	*	1062	**1158**	990	**1070**	894	**1113**	981	**1100**	1005	672	974	468	993	**930**	986
07:30	*	954	**1112**	976	**1103**	984	823	1090	**1021**	972	729	945	534	999	**887**	989
07:45	*	972	**1104**	904	**1050**	851	696	1104	**981**	970	713	910	512	833	**843**	935
08:00	*	1005	1114	999	1027	858	757	1062	1086	958	794	970	549	779	888	947
08:15	*	1047	1004	1000	981	866	1164	1057	979	901	795	898	528	781	908	936
08:30	*	904	910	934	951	814	1106	1087	961	919	838	930	564	786	888	911
08:45	*	841	810	890	905	807	1096	976	868	895	782	841	534	722	832	853
09:00	*	919	896	916	799	824	939	1024	855	910	819	823	550	692	810	873
09:15	*	937	792	966	797	339	873	1058	815	879	810	841	618	708	784	818
09:30	*	835	916	869	761	253	895	1005	856	826	738	824	645	685	802	757
09:45	*	873	774	868	721	162	828	1024	866	860	871	792	651	669	785	750
10:00	*	853	754	890	740	153	838	1001	857	905	817	915	703	671	785	770
10:15	*	837	752	830	742	123	872	794	816	886	874	877	726	641	797	713
10:30	*	707	810	753	746	72	907	790	827	822	884	903	738	638	819	669
10:45	*	677	780	590	707	295	835	596	874	879	838	946	768	607	800	656
11:00	*	689	780	723	718	705	858	863	857	858	**889**	975	**883**	554	831	767
11:15	902	587	787	513	726	668	852	863	882	832	**890**	950	**839**	520	840	705
11:30	862	684	807	775	747	416	846	852	876	894	**870**	917	**879**	424	841	709
11:45	756	508	859	529	697	584	867	742	880	725	**940**	911	**861**	380	837	626
Total	2520	46708	28617	45760	27513	37789	29397	47092	31037	45858	29232	46463	26839	40671	28773	44338
Day Total	49228		74377		65302		76489		76895		75695		67510		73111	
% Splits	5.1%	94.9%	38.5%	61.5%	42.1%	57.9%	38.4%	61.6%	40.4%	59.6%	38.6%	61.4%	39.8%	60.2%	39.4%	60.6%
Peak		02:30	07:00	03:00	07:00	04:30	06:30	03:15	07:00	03:00	11:00	02:30	11:00	04:15	07:00	02:45
Vol.		4794	4497	4625	4288	4089	4357	4667	4227	4632	3589	4406	3462	4276	3598	4356
P.H.F.		0.986	0.971	0.981	0.972	0.961	0.911	0.963	0.939	0.982	0.955	0.949	0.935	0.979	0.959	0.980

TRIP Consultants Corp
311 85th St
Brooklyn, NY 11209
Tel: (718) 833-6176 - Fax: (718) 921-2844

Site Code: 1562
FDR Dr. NB @ 71st St.

Job Number: 06-137
Company Name: Ethan Eldon Associates
RE: FDR
Direction: NB

Start	13-Nov-06		Tue		Wed		Thu		Fri		Sat		Sun		Average Day	
Time	A.M.	P.M.	A.M	P.M.	A.M.	P.M.	A.M.	P.M	A.M.	P.M.	A.M	P.M.	A.M.	P.M.	A.M.	P.M.
12:00	395	851	553	902	590	844	701	915	501	971	820	869	*	*	593	892
12:15	244	816	491	737	442	896	603	944	422	1042	804	877	*	*	501	885
12:30	563	883	419	892	387	878	459	925	409	1044	775	812	*	*	502	906
12:45	300	837	289	853	369	917	384	939	414	1043	587	*	*	*	390	918
01:00	244	849	284	846	342	987	345	905	400	1097	566	*	*	*	364	937
01:15	219	915	248	636	370	1011	288	1015	358	1064	428	*	*	*	318	928
01:30	191	877	216	135	267	1049	261	1033	268	1110	418	*	*	*	270	841
01:45	166	963	197	92	227	1078	226	1088	232	1140	452	*	*	*	250	872
02:00	151	1054	194	211	180	1142	242	1176	254	1162	427	*	*	*	241	949
02:15	141	964	143	202	172	1132	178	1208	209	1226	424	*	*	*	211	946
02:30	156	1127	138	**1196**	179	898	175	1177	199	1194	396	*	*	*	207	1118
02:45	137	1163	112	**1279**	129	604	161	1178	189	1111	389	*	*	*	186	1067
03:00	114	928	110	**1292**	134	**1281**	141	**1246**	184	1013	353	*	*	*	173	1152
03:15	139	1045	136	**1246**	129	**1237**	153	**1246**	173	1209	348	*	*	*	180	**1197**
03:30	160	**1204**	141	1155	142	**1224**	171	**1199**	202	**1242**	367	*	*	*	197	**1205**
03:45	148	**1166**	140	1119	167	**1177**	162	**1182**	180	**1104**	369	*	*	*	194	**1150**
04:00	188	**1158**	179	1197	195	1177	208	1118	232	**1148**	410	*	*	*	235	**1160**
04:15	235	**1189**	202	1148	246	1185	245	1047	256	**1235**	411	*	*	*	266	1161
04:30	249	1171	242	1102	254	1175	268	1182	303	1143	370	*	*	*	281	1155
04:45	301	1119	273	1093	291	1105	287	1138	296	1107	296	*	*	*	291	1112
05:00	409	1118	364	1213	401	1000	417	1144	409	1130	330	*	*	*	388	1121
05:15	494	1084	495	1134	523	1140	459	1162	509	1148	325	*	*	*	468	1134
05:30	549	1083	592	1113	569	1151	576	1125	565	1168	319	*	*	*	528	1128
05:45	679	1037	651	1144	681	1157	662	1106	714	1119	398	*	*	*	631	1113
06:00	880	1081	863	1080	927	1146	692	1077	966	1124	466	*	*	*	799	1102
06:15	961	1073	969	1126	939	953	927	1141	974	1138	546	*	*	*	886	1086
06:30	975	997	971	1043	1039	929	980	991	1075	1103	568	*	*	*	935	1013
06:45	1046	999	1041	1095	1161	1137	**1049**	1038	**1124**	1051	648	*	*	*	1012	1064
07:00	**1182**	1009	**1133**	1143	850	1138	**1160**	1006	**1187**	965	651	*	*	*	1027	1052
07:15	**1155**	1014	**1120**	1067	**1203**	1122	**1172**	960	**1203**	977	688	*	*	*	**1090**	1028
07:30	**1143**	921	**1114**	984	**1157**	1133	**1110**	867	**1152**	1003	722	*	*	*	**1066**	982
07:45	**1073**	877	**1075**	954	**1168**	938	1022	923	1075	949	740	*	*	*	**1026**	928
08:00	1035	935	1078	939	**1109**	1094	1112	941	1042	1031	841	*	*	*	**1036**	988
08:15	1059	896	1016	1070	1052	1034	1032	837	1017	957	765	*	*	*	990	959
08:30	999	913	1006	978	1004	927	994	823	942	911	770	*	*	*	952	910
08:45	895	828	921	905	911	895	941	834	834	928	791	*	*	*	882	878
09:00	831	896	850	1033	864	1003	915	907	857	959	820	*	*	*	858	960
09:15	631	867	874	991	945	1044	897	880	919	920	841	*	*	*	851	940
09:30	826	778	798	904	848	1015	867	827	919	922	823	*	*	*	847	889
09:45	986	783	762	902	906	952	792	894	920	909	860	*	*	*	871	888
10:00	938	759	854	933	839	923	930	831	867	913	805	*	*	*	872	872
10:15	797	730	836	857	888	912	920	890	898	929	840	*	*	*	863	864
10:30	789	701	871	718	808	754	852	678	930	961	**863**	*	*	*	852	762
10:45	754	678	863	568	872	747	851	676	932	899	**914**	*	*	*	864	714
11:00	758	600	797	749	812	873	826	627	1000	920	**866**	*	*	*	843	754
11:15	745	489	834	754	809	672	846	716	968	863	**862**	*	*	*	844	699
11:30	754	609	802	604	790	774	831	260	900	829	812	*	*	*	815	615
11:45	761	514	831	584	815	612	864	254	995	516	869	*	*	*	856	496
Total	28545	44548	29088	43918	30102	48172	30354	46276	31584	49647	29153	2558	0	0	29802	46490
Day Total	73093		73006		78274		76630		81231		31711		0		76292	
% Splits	39.1%	60.9%	39.8%	60.2%	38.5%	61.5%	39.6%	60.4%	38.9%	61.1%	91.9%	8.1%	0.0%	0.0%	39.1%	60.9%
Peak	07:00	03:30	07:00	02:30	07:15	03:00	06:45	03:00	06:45	03:30	10:30				07:15	03:15
Vol.	4553	4717	4442	5013	4637	4919	4491	4873	4666	4729	3505				4218	4712
P.H.F.	0.963	0.979	0.980	0.970	0.964	0.960	0.958	0.978	0.970	0.952	0.959				0.967	0.978

ADT ADT 74,565 AADT 74,565

TRIP Consultants Corp
311 85th St
Brooklyn, NY 11209
Tel: (718) 833-6176 - Fax: (718) 921-2844

Site Code: 2223
FDR Dr. SB @ 71st St.

Job Number: 06-137
Company Name: Ethan Eldon Associates
RE: FDR
Direction: SB

Start	06-Nov-06		Tue		Wed		Thu		Fri		Sat		Sun		Average Day	
Time	A.M.	P.M.	A.M.	P.M.	A.M.	P.M.	A.M.	P.M.	A.M.	P.M.	A.M.	P.M.	A.M.	P.M.	A.M.	P.M.
12:00	*	949	489	782	531	902	599	1053	666	882	770	1051	921	1082	663	957
12:15	*	1040	407	1164	411	908	468	986	611	868	694	1098	830	1051	570	1016
12:30	*	977	311	966	352	950	404	995	515	904	592	1046	752	1085	488	989
12:45	*	958	310	967	321	820	318	1149	417	941	576	1044	616	1057	426	991
01:00	*	898	255	918	230	922	271	995	371	908	510	1121	610	**1060**	374	975
01:15	*	914	228	1028	212	882	219	1087	311	908	454	1075	531	**1094**	326	998
01:30	*	893	168	953	208	751	243	1053	297	1100	421	1088	452	**1131**	298	996
01:45	*	1046	154	984	182	726	181	1083	269	1028	358	1106	445	**1103**	265	1011
02:00	*	1021	154	1051	160	689	192	1005	220	1001	363	1102	446	1028	256	985
02:15	*	1070	162	1073	134	697	155	1068	213	997	375	1064	407	987	241	994
02:30	*	1141	136	1200	150	788	160	1043	184	963	347	1169	396	1032	229	1048
02:45	*	1054	136	1097	133	756	148	991	179	1088	322	1124	355	991	212	1014
03:00	*	1057	114	1010	134	867	143	1145	166	1061	263	1176	416	1025	206	1049
03:15	*	1154	142	**1236**	119	924	132	1118	191	1139	273	1164	326	1057	197	**1113**
03:30	*	1182	155	**1244**	129	960	138	1139	161	1134	273	1105	325	1059	197	**1118**
03:45	*	1130	159	**1185**	163	915	160	1131	185	1117	210	1186	296	1013	196	**1097**
04:00	*	1158	170	**1124**	166	**953**	167	1079	159	1121	284	990	232	1007	196	**1062**
04:15	*	1165	244	1150	163	**968**	215	1116	302	1113	264	1076	324	983	252	1082
04:30	*	1225	278	1166	257	**1064**	253	1141	276	1190	283	1105	279	981	271	1125
04:45	*	1074	306	1111	284	**986**	310	1172	302	1122	310	1173	221	1010	289	1093
05:00	*	1003	358	1058	343	911	408	**1175**	352	1173	262	1103	272	974	332	1057
05:15	*	**1152**	566	783	483	1000	589	**1166**	492	1170	308	1150	326	868	461	1041
05:30	*	**1183**	657	909	683	837	740	**1153**	751	1080	393	1123	310	1004	589	1041
05:45	*	**1187**	862	1141	816	784	805	**1181**	838	1121	426	1108	304	993	675	1074
06:00	*	**1178**	999	1180	949	961	1032	1145	940	1078	498	1106	300	978	786	1089
06:15	*	1123	1128	1107	789	1063	1206	1021	1102	1177	611	1182	366	1003	867	1097
06:30	*	1106	1201	1143	757	957	**1255**	1062	**1175**	1167	736	1109	509	962	939	1072
06:45	*	1143	**1257**	1074	800	925	**1320**	1114	**1183**	**1200**	678	1174	487	957	954	1084
07:00	*	1119	**1257**	1070	769	963	**1291**	1127	**1229**	**1221**	669	1155	413	897	938	1079
07:15	*	1011	**1288**	1047	736	971	**1309**	1144	**1133**	**1213**	771	1180	497	985	956	1079
07:30	*	963	**1289**	1050	**1122**	945	991	1127	1174	**1220**	892	1131	626	959	**1016**	1056
07:45	*	985	1229	1005	**1033**	965	1066	1139	1132	1200	885	**1173**	604	922	**992**	1056
08:00	*	957	1253	940	**975**	904	1133	1131	1163	1194	810	**1170**	593	920	**988**	1031
08:15	*	929	1163	922	**908**	905	1151	1141	1228	1123	873	**1172**	636	899	**993**	1013
08:30	*	843	1244	863	921	785	1113	1158	1080	964	923	**1172**	676	824	993	944
08:45	*	810	1239	892	924	742	1096	1195	1072	1000	889	1109	673	817	982	938
09:00	*	772	1208	867	991	688	1083	1161	1085	831	883	981	712	753	994	865
09:15	*	811	1081	847	894	820	1078	977	1092	1056	888	1045	782	793	969	907
09:30	*	789	1045	833	971	791	1147	910	993	984	966	1057	766	743	981	872
09:45	*	741	946	813	773	709	1146	929	956	957	994	1007	843	724	943	840
10:00	*	765	956	812	1064	737	1200	904	888	883	1016	1019	766	713	982	833
10:15	*	760	965	791	870	787	1223	936	915	958	1011	967	864	744	975	849
10:30	*	737	795	764	776	746	1049	852	874	948	978	1023	960	685	905	822
10:45	*	707	998	718	801	737	914	798	868	910	978	1024	926	481	914	768
11:00	*	621	1052	642	1000	626	937	707	849	894	**979**	1044	**933**	495	958	718
11:15	*	606	990	617	994	690	775	761	845	921	**1011**	1034	**948**	547	927	739
11:30	952	574	1069	636	818	637	1117	797	924	922	**998**	981	**1016**	677	985	746
11:45	1141	568	926	545	831	591	1112	705	930	884	**1053**	953	**1025**	545	1003	684
Total	2093	46249	33499	46478	28230	40605	34162	50165	33258	50034	30321	52515	27313	43698	31149	47107
Day Total	48342		79977		68835		84327		83292		82836		71011		78256	
% Splits	4.3%	95.7%	41.9%	58.1%	41.0%	59.0%	40.5%	59.5%	39.9%	60.1%	36.6%	63.4%	38.5%	61.5%	39.8%	60.2%
Peak		05:15	06:45	03:15	07:30	04:00	06:30	05:00	06:30	06:45	11:00	07:45	11:00	01:00	07:30	03:15
Vol.		4700	5091	4789	4038	3971	5175	4675	4720	4854	4041	4687	3922	4388	3989	4390
P.H.F.		0.959	0.987	0.962	0.900	0.933	0.980	0.978	0.960	0.994	0.959	0.988	0.957	0.970	0.982	0.976

TRIP Consultants Corp
311 85th St
Brooklyn, NY 11209
Tel: (718) 833-6176 - Fax: (718) 921-2844

Site Code: 2223
FDR Dr. SB @ 71st St.

Job Number: 06-137
Company Name: Ethan Eldon Associates
RE: FDR
Direction: SB

Start	13-Nov-06		Tue		Wed		Thu		Fri		Sat		Sun		Average Day	
Time	A.M.	P.M.	A.M.	P.M.	A.M.	P.M.	A.M.	P.M.	A.M.	P.M.	A.M.	P.M.	A.M.	P.M.	A.M.	P.M.
12:00	451	999	547	826	531	1039	558	1146	589	*	*	*	*	*	535	1002
12:15	394	1126	423	705	432	983	492	1058	476	*	*	*	*	*	443	968
12:30	336	1074	313	788	325	964	394	921	470	*	*	*	*	*	368	937
12:45	324	978	289	833	291	1081	316	1129	407	*	*	*	*	*	325	1005
01:00	294	932	289	1206	268	1040	274	1014	353	*	*	*	*	*	296	1048
01:15	215	1010	211	928	212	1066	221	1085	305	*	*	*	*	*	233	1022
01:30	217	1113	210	773	196	1093	234	1012	288	*	*	*	*	*	229	998
01:45	184	920	167	957	190	924	176	1015	255	*	*	*	*	*	194	954
02:00	158	1017	132	1154	188	1188	178	1043	249	*	*	*	*	*	181	1100
02:15	152	1005	149	985	161	1072	158	1078	227	*	*	*	*	*	169	1035
02:30	144	1088	173	1024	147	825	167	1156	205	*	*	*	*	*	167	1023
02:45	146	1160	150	**1178**	151	946	160	1067	209	*	*	*	*	*	163	1088
03:00	105	**1203**	134	**1253**	109	1202	153	**1154**	177	*	*	*	*	*	136	**1203**
03:15	145	**1119**	119	**1208**	131	1195	151	**1216**	176	*	*	*	*	*	144	**1184**
03:30	148	**1160**	151	**1159**	153	1222	140	**1200**	187	*	*	*	*	*	156	**1185**
03:45	130	**1212**	167	1163	132	1110	165	**1184**	191	*	*	*	*	*	157	**1167**
04:00	193	1164	167	1183	173	**1198**	152	1128	199	*	*	*	*	*	177	1168
04:15	188	1130	210	1154	210	**1196**	242	1129	240	*	*	*	*	*	218	1152
04:30	278	1105	252	1182	258	**1192**	265	1150	272	*	*	*	*	*	265	1157
04:45	293	1103	318	1163	364	**1180**	325	1124	343	*	*	*	*	*	329	1142
05:00	382	1070	392	1084	387	1191	351	1107	384	*	*	*	*	*	379	1113
05:15	568	1100	561	1149	556	1128	487	1162	563	*	*	*	*	*	547	1135
05:30	789	1054	719	1201	779	1190	668	1103	746	*	*	*	*	*	740	1137
05:45	863	1109	864	1152	868	1211	937	1106	871	*	*	*	*	*	881	1144
06:00	1040	1110	1013	1166	1015	1167	956	1140	1008	*	*	*	*	*	1006	1146
06:15	1166	1056	**1172**	1165	1167	1098	1123	1149	1199	*	*	*	*	*	1165	1117
06:30	1253	1039	**1263**	1126	1279	1084	1242	1091	**1278**	*	*	*	*	*	1263	1085
06:45	**1280**	968	**1133**	1127	1246	1109	**1226**	1077	**1310**	*	*	*	*	*	**1239**	1070
07:00	**1300**	1017	**1274**	1185	**1255**	994	**1272**	1030	**1299**	*	*	*	*	*	**1280**	1056
07:15	**1284**	1006	1013	1145	**1253**	933	**1270**	1060	**1207**	*	*	*	*	*	**1205**	1036
07:30	**1277**	955	1264	1141	**1285**	902	**1291**	996	1219	*	*	*	*	*	**1267**	998
07:45	1107	991	1159	970	**1256**	889	983	935	1169	*	*	*	*	*	1135	946
08:00	1038	846	1162	943	1053	978	1215	932	1056	*	*	*	*	*	1105	925
08:15	1008	811	1161	953	993	884	1074	849	1133	*	*	*	*	*	1074	874
08:30	1077	862	1103	920	992	821	1105	808	1122	*	*	*	*	*	1080	853
08:45	1060	766	1051	898	1064	910	1061	785	1080	*	*	*	*	*	1063	840
09:00	1132	656	1103	883	1009	998	1095	705	1078	*	*	*	*	*	1083	810
09:15	1088	793	1061	874	1128	827	1136	711	996	*	*	*	*	*	1082	801
09:30	1134	741	1136	864	1093	859	1155	700	834	*	*	*	*	*	1070	791
09:45	1100	708	1040	886	1130	839	1090	747	726	*	*	*	*	*	1017	795
10:00	888	680	915	887	1155	881	971	731	1119	*	*	*	*	*	1012	795
10:15	1103	760	908	865	931	878	1075	751	1197	*	*	*	*	*	1043	814
10:30	832	745	1027	850	1028	831	1173	765	1001	*	*	*	*	*	1012	798
10:45	889	674	1111	797	1174	783	1174	682	1008	*	*	*	*	*	1071	734
11:00	896	610	889	615	1216	708	892	677	1114	*	*	*	*	*	1001	652
11:15	850	568	959	655	1010	699	1111	558	1001	*	*	*	*	*	986	620
11:30	1009	588	953	663	932	663	1046	606	955	*	*	*	*	*	979	630
11:45	958	589	854	611	976	641	1099	596	1176	*	*	*	*	*	1013	609
Total	32866	45490	32831	47597	33862	47812	34199	46568	34667	0	0	0	0	0	33683	46862
Day Total	78356		80428		81674		80767		34667		0		0		80545	
% Splits	41.9%	58.1%	40.8%	59.2%	41.5%	58.5%	42.3%	57.7%	100.0 %	0.0%	0.0%	0.0%	0.0%	0.0%	41.8%	58.2%
Peak	06:45	03:00	06:15	02:45	07:00	04:00	06:45	03:00	06:30						06:45	03:00
Vol.	5141	4694	4842	4798	5049	4766	5059	4754	5094						4991	4739
P.H.F.	0.989	0.968	0.950	0.957	0.982	0.975	0.980	0.977	0.972						0.975	0.985

ADT ADT 79,351 AADT 79,351

TRIP Consultants Corp
311 85th St
Brooklyn, NY 11209
Tel: (718) 833-6176 - Fax: (718) 921-2844

Site Code: 2225
FDR Dr. SRD SB Between
71st St and 72nd St.

Job Number: 06-137
Company Name: Ethan Eldon Associates
RE: FDR
Direction: SB SRD

Start	06-Nov-06		Tue		Wed		Thu		Fri		Sat		Sun		Average Day	
Time	A.M.	P.M.	A.M.	P.M.	A.M.	P.M.	A.M.	P.M.	A.M.	P.M.	A.M.	P.M.	A.M.	P.M.	A.M.	P.M.
12:00	*	151	52	170	68	118	66	176	99	173	97	183	101	190	80	166
12:15	*	140	29	130	39	158	46	158	56	168	70	181	77	164	53	157
12:30	*	174	25	158	25	142	30	197	43	144	69	197	94	184	48	171
12:45	*	149	17	145	31	104	31	177	43	163	69	189	63	169	42	157
01:00	*	140	23	136	21	194	26	116	42	155	59	152	68	187	40	154
01:15	*	175	12	157	21	136	15	161	27	131	58	169	56	183	32	159
01:30	*	140	10	147	15	180	13	169	22	184	42	162	58	151	27	162
01:45	*	154	10	155	9	133	15	191	21	194	49	187	36	158	23	167
02:00	*	176	5	162	11	142	18	147	21	201	44	180	48	159	24	167
02:15	*	180	9	165	5	144	13	180	22	191	30	217	39	152	20	176
02:30	*	195	11	199	8	140	6	165	13	210	29	188	41	140	18	177
02:45	*	190	5	146	10	160	9	174	16	196	43	215	42	136	21	174
03:00	*	199	8	161	9	139	8	199	12	186	21	197	39	178	16	180
03:15	*	174	7	208	16	148	19	218	22	236	32	219	31	158	21	194
03:30	*	201	7	212	9	174	13	217	13	214	29	167	32	177	17	195
03:45	*	196	5	213	13	181	11	207	17	209	12	174	31	173	15	193
04:00	*	222	18	160	8	184	11	231	7	245	23	**216**	25	**197**	15	208
04:15	*	195	7	237	13	187	9	241	16	223	28	**201**	17	**182**	15	209
04:30	*	198	23	201	11	167	16	241	20	190	18	**211**	18	**187**	18	199
04:45	*	195	27	176	17	171	38	205	15	222	27	**196**	14	**190**	23	194
05:00	*	210	33	212	34	195	38	215	32	217	22	189	23	176	30	202
05:15	*	189	52	213	46	184	43	196	56	**245**	25	190	17	178	40	199
05:30	*	186	81	210	69	171	78	241	67	**211**	29	196	16	178	57	199
05:45	*	187	110	188	77	157	124	228	108	**222**	34	198	29	169	80	193
06:00	*	196	126	202	109	180	122	**223**	126	**239**	53	205	37	148	96	**199**
06:15	*	**196**	159	**223**	92	162	151	**218**	156	235	65	206	36	156	110	**199**
06:30	*	**219**	196	**218**	94	**181**	163	**252**	188	216	73	195	72	174	131	**208**
06:45	*	**211**	208	**220**	111	**179**	209	**259**	220	201	108	211	89	155	158	**205**
07:00	*	**205**	214	**224**	123	**197**	243	205	204	230	91	190	75	140	158	199
07:15	*	179	202	189	140	**200**	190	222	227	187	88	181	102	165	158	189
07:30	*	169	210	179	180	156	204	225	243	187	110	212	85	171	172	186
07:45	*	138	**253**	173	185	172	216	257	213	240	118	192	100	164	181	191
08:00	*	147	**252**	143	**204**	151	**224**	213	**231**	196	114	162	81	135	**184**	164
08:15	*	132	**191**	160	**228**	144	**224**	208	**262**	176	104	196	81	130	**182**	164
08:30	*	124	**256**	147	**211**	121	**222**	182	**262**	135	141	182	90	111	**197**	143
08:45	*	118	238	149	**218**	111	**226**	219	**250**	139	180	160	71	120	**197**	145
09:00	*	103	240	108	193	117	194	151	216	119	105	154	77	102	171	122
09:15	*	119	182	111	200	116	217	142	166	136	139	125	80	108	164	122
09:30	*	105	165	106	186	108	192	142	156	123	127	142	86	100	152	118
09:45	*	79	162	131	171	112	181	145	218	135	178	133	118	89	171	118
10:00	*	89	134	96	172	101	192	145	180	135	163	131	106	67	158	109
10:15	*	89	130	112	97	113	159	141	151	116	159	139	110	89	134	114
10:30	*	95	123	84	150	110	176	196	124	138	150	123	129	86	142	119
10:45	*	106	158	95	147	130	117	197	184	138	165	152	137	67	151	126
11:00	*	65	165	84	155	83	162	170	141	124	**159**	142	**137**	61	153	104
11:15	*	70	148	75	150	100	118	174	155	112	**154**	115	**155**	79	147	104
11:30	*	63	136	47	126	55	185	93	151	119	**209**	125	**172**	76	163	83
11:45	152	65	151	75	84	63	164	90	186	119	**193**	120	**154**	62	155	85
Total	152	7398	4985	7612	4311	6971	5147	9119	5420	8625	4105	8467	3395	6871	4560	7868
Day Total	7550		12597		11282		14266		14045		12572		10266		12428	
% Splits	2.0%	98.0%	39.6%	60.4%	38.2%	61.8%	36.1%	63.9%	38.6%	61.4%	32.7%	67.3%	33.1%	66.9%	36.7%	63.3%
Peak		06:15	07:45	06:15	08:00	06:30	08:00	06:00	08:00	05:15	11:00	04:00	11:00	04:00	08:00	06:00
Vol.		831	952	885	861	757	896	952	1005	917	715	824	618	756	760	811
P.H.F.		0.936	0.930	0.934	0.944	0.946	0.922	0.919	0.959	0.936	0.855	0.941	0.898	0.959	0.964	0.970

TRIP Consultants Corp
311 85th St
Brooklyn, NY 11209
Tel: (718) 833-6176 - Fax: (718) 921-2844

Site Code: 2225
FDR Dr. SRD SB Between
71st St and 72nd St.

Job Number: 06-137
Company Name: Ethan Eldon Associates
RE: FDR
Direction: SB SRD

Start	13-Nov-06		Tue		Wec		Thu		Fri		Sat		Sun		Average Day	
Time	A.M.	P.M.	A.M.	P.M.	A.M.	P.M.	A.M.	P.M.	A.M.	P.M.	A.M	P.M.	A.M.	P.M.	A.M.	P.M.
12:00	48	166	61	65	74	72	62	203	70	*	*	*	*	*	63	126
12:15	45	193	38	114	39	90	48	129	43	*	*	*	*	*	43	132
12:30	30	141	21	185	29	120	30	190	55	*	*	*	*	*	33	159
12:45	19	149	39	145	22	202	30	181	43	*	*	*	*	*	31	169
01:00	36	124	24	183	19	173	14	172	32	*	*	*	*	*	25	163
01:15	26	162	26	171	24	125	13	179	31	*	*	*	*	*	24	159
01:30	23	173	26	116	12	211	20	177	32	*	*	*	*	*	23	169
01:45	17	135	15	154	17	161	20	140	16	*	*	*	*	*	17	148
02:00	23	163	13	107	11	161	19	125	23	*	*	*	*	*	18	139
02:15	12	145	5	134	8	144	23	192	27	*	*	*	*	*	15	154
02:30	19	203	11	141	11	171	17	207	17	*	*	*	*	*	15	180
02:45	9	181	10	165	10	169	16	192	16	*	*	*	*	*	12	177
03:00	16	186	8	213	13	197	5	178	13	*	*	*	*	*	11	194
03:15	11	194	7	224	12	211	9	217	8	*	*	*	*	*	9	212
03:30	10	**226**	10	200	9	181	16	215	13	*	*	*	*	*	12	206
03:45	7	**187**	12	205	12	199	9	224	15	*	*	*	*	*	11	204
04:00	13	**215**	9	195	11	227	8	249	12	*	*	*	*	*	11	222
04:15	14	**222**	9	231	12	213	8	198	11	*	*	*	*	*	11	216
04:30	17	209	19	**218**	13	197	21	212	17	*	*	*	*	*	17	209
04:45	15	204	22	**229**	22	**235**	19	222	16	*	*	*	*	*	19	**222**
05:00	32	210	30	**244**	41	**248**	31	**241**	31	*	*	*	*	*	33	**236**
05:15	44	214	56	**238**	54	**238**	50	**235**	57	*	*	*	*	*	52	**231**
05:30	83	212	73	215	64	**228**	69	**231**	70	*	*	*	*	*	72	**222**
05:45	101	189	106	197	88	214	121	**227**	127	*	*	*	*	*	109	207
06:00	127	212	131	210	113	215	98	238	92	*	*	*	*	*	112	219
06:15	160	223	141	232	147	240	139	217	126	*	*	*	*	*	143	228
06:30	194	209	177	204	183	226	163	202	179	*	*	*	*	*	179	210
06:45	186	182	226	248	211	194	209	190	206	*	*	*	*	*	208	204
07:00	208	190	209	227	204	203	224	199	200	*	*	*	*	*	209	205
07:15	192	174	175	223	181	152	211	199	220	*	*	*	*	*	196	187
07:30	193	166	214	199	213	158	227	181	205	*	*	*	*	*	210	176
07:45	201	194	174	193	**239**	163	**242**	195	226	*	*	*	*	*	216	186
08:00	**236**	161	**225**	205	**252**	158	**227**	150	**225**	*	*	*	*	*	**233**	168
08:15	**228**	128	**242**	154	**258**	128	**247**	165	**239**	*	*	*	*	*	**243**	144
08:30	**215**	117	**229**	166	**245**	128	**241**	138	**259**	*	*	*	*	*	**238**	137
08:45	**225**	139	**241**	145	236	122	231	111	**245**	*	*	*	*	*	**236**	129
09:00	201	100	205	152	222	115	216	115	224	*	*	*	*	*	214	120
09:15	197	103	200	138	194	105	199	114	203	*	*	*	*	*	199	115
09:30	148	89	193	122	171	125	225	102	181	*	*	*	*	*	184	110
09:45	155	97	88	118	210	124	168	105	233	*	*	*	*	*	171	111
10:00	136	111	97	101	131	127	126	90	173	*	*	*	*	*	133	107
10:15	182	90	138	98	134	105	152	113	167	*	*	*	*	*	155	102
10:30	104	122	137	100	87	109	212	82	86	*	*	*	*	*	125	103
10:45	157	92	159	115	198	139	164	75	111	*	*	*	*	*	158	105
11:00	162	95	124	161	202	152	115	111	172	*	*	*	*	*	155	132
11:15	171	76	127	108	125	98	204	85	114	*	*	*	*	*	148	92
11:30	153	80	73	77	56	84	188	86	122	*	*	*	*	*	118	82
11:45	154	61	56	64	123	87	167	82	164	*	*	*	*	*	133	74
Total	4955	7614	4631	8049	4952	7854	5273	8081	5167	0	0	0	0	0	5002	7902
Day Total	12569		12680		12816		13354		5167		0		0		12904	
% Splits	39.4%	60.6%	36.5%	63.5%	38.7%	61.3%	39.5%	60.5%	100.0 %	0.0%	0.0%	0.0%	0.0%	0.0%	38.8%	61.2%
Peak	08:00	03:30	08:00	04:30	07:45	04:45	07:45	05:00	08:00						08:00	04:45
Vol.	904	850	937	929	994	949	957	934	968						950	911
P.H.F.	0.958	0.940	0.968	0.936	0.963	0.957	0.969	0.938	0.934						0.977	0.965

ADT ADT 12,639 AADT 12,639

Speed Survey

Arterial: FDR N/B
Start: E 64th St
End: E. 75th St
Date: 11/9/06
Weather: Sunny

Auto Travel Times

Project Name: _____
Your Name: _____

Checkpoints

(Starting) Time	0 E 64th Street	1 E 68th Street	2 E 71st Street	3 E 75th Street	4	5	6	7	8	9	10	Comments
8:00	0:00	15"	27"	47"								
8:09	0:00	16"	29"	48"								
8:18	0:00	16"	25"	45"								
8:26	0:00	17"	29"	47"								
8:36	0:00	19"	30"	51"								
8:50	0:00	16"	29"	48"								
	0:00											
	0:00											
	0:00											
	0:00											
	0:00											
	0:00											
	0:00											
	0:00											
Distance	Miles	Mi.	Mi.	Mi.	Mi.	Mi.	Mi.	Mi.	Mi.	Mi.	Mi.	

Arterial: FDR S/B
Start: E 75th St
End: E 64th St
Date: 11/9/06
Weather: Sunny

Auto Travel Times

Project Name: _____
Your Name: _____

Checkpoints

(Starting) Time	0 E 75th Street	1 E 71st Street	2 E 68th Street	3 E. 64th Street	4	5	6	7	8	9	10	Comments
8:05	0:00	19"	33"	52"								
8:12	0:00	21"	35"	55"								
8:22	0:00	22"	34"	54"								
8:31	0:00	20"	35"	53"								
8:45	0:00	20"	33"	51"								
8:53	0:00	21"	35"	55"								
	0:00											
	0:00											
	0:00											
	0:00											
	0:00											
	0:00											
	0:00											
	0:00											
Distance	Miles	Mi.	Mi.	Mi.	Mi.	Mi.	Mi.	Mi.	Mi.	Mi.	Mi.	

Arterial: FDR Service Rd
Start: 73rd St
End: 68th St
Date: 11/9/06
Weather: Sunny

Auto Travel Times

Project Name: _____
Your Name: _____

Checkpoints

(Starting) Time	0	1 (73rd Street)	2 (71st Street)	3 (68th Street)	4	5	6	7	8	9	10	Comments
8:07	0:00	16"	31"									
8:15	0:00	15"	35"									
8:24	0:00	12"	31"									
8:33	0:00	11"	34"									
8:47	0:00	14"	36"									
8:58	0:00	12"	33"									
	0:00											
	0:00											
	0:00											
	0:00											
	0:00											
	0:00											
	0:00											
	0:00											
Distance	Miles	Mi.	Mi.	Mi.	Mi.	Mi.	Mi.	Mi.	Mi.	Mi.	Mi.	

Ethan C. Eldon Asscoiates, Inc

Arterial: FDR N/B
Start: E 64th St
End: E 75th St
Date: 11/9/06
Weather: Sunny

Auto Travel Times

Project Name: _____
Your Name: _____

Checkpoints

(Starting) Time	0 E 64th Street	1 E 68th Strat	2 E 71st Street	3 E 75th Street	4	5	6	7	8	9	10	Comments
4:00	0:00	15"	26"	44"								
4:11	0:00	16"	28"	47"								
4:19	0:00	19"	31"	48"								
4:28	0:00	16"	26"	46"								
4:40	0:00	15"	27"	45"								
4:49	0:00	15"	28"	46"								
	0:00											
	0:00											
	0:00											
	0:00											
	0:00											
	0:00											
	0:00											
	0:00											
Distance	Miles	Mi.	Mi.	Mi.	Mi.	Mi.	Mi.	Mi.	Mi.	Mi.	Mi.	

Arterial: FDR S/B
Start: E 75th St
End: E 64th St
Date: 11/9/06
Weather: Sunny

Auto Travel Times

Project Name: _____
Your Name: _____

Checkpoints

(Starting) Time	0 E 75th Street	1 E 71st Street	2 E 68th Street	3 E 64th Street	4	5	6	7	8	9	10	Comments
4:04	0:00	18"	31"	48"								
4:13	0:00	19"	32"	49"								
4:22	0:00	22"	35"	52"								
4:30	0:00	20"	33"	44"								
4:43	0:00	19"	32"	50"								
4:53	0:00	20"	32"	49"								
	0:00											
	0:00											
	0:00											
	0:00											
	0:00											
	0:00											
	0:00											
	0:00											
Distance	Miles	Mi.	Mi.	Mi.	Mi.	Mi.	Mi.	Mi.	Mi.	Mi.	Mi.	

Arterial: FDR Service Rd
Start: 73rd St
End: 68th St
Date: 11/9/06
Weather: Sunny

Auto Travel Times

Project Name: _____
Your Name: _____

Checkpoints

(Starting) Time	0	1 (73rd Street)	2 (71st Street)	3 (68th St)	4	5	6	7	8	9	10	Comments
4:06	0:00	16"	36"									
4:16	0:00	14"	34"									
4:24	0:00	13"	35"									
4:33	0:00	15"	33"									
4:46	0:00	13"	30"									
4:57	0:00	14"	31"									
	0:00											
	0:00											
	0:00											
	0:00											
	0:00											
	0:00											
	0:00											
	0:00											
Distance	Miles	Mi.	Mi.	Mi.	Mi.	Mi.	Mi.	Mi.	Mi.	Mi.	Mi.	

Travel Time Survey and Travel Speed Calculation - A/Q

HSS

Roadway: FDR Northbound AM Peak

Street sigment	Length	Survey 1 Starting time:				Survey 2 Starting time:				Survey 3 Starting time:				Survey 4 Starting time:				Survey 5 Starting time:				Survey 6 Starting time:				Average travel time	Average travel speed
		Arrival		Depart		Arrival		Depart		Arrival		Depart		Arrival		Depart		Arrival		Depart		Arrival		Depart			
	(feet)	min	sec	min	sec	min	sec	min	sec	min	sec	min	sec	min	sec	min	sec	min	sec	min	sec	min	sec	min	sec	sec	MPH
E 64th Street	0				0				0				0				0				0				0	0.00	-
E68th Street	1000				15				16				16				17				19				16	16.50	41.3
E 71st Street	750				27				29				28				29				30				29	12.17	42.0
E 75th Street	1150				47				48				45				47				50				48	18.83	41.6
Total	2900																									47.50	41.6

Roadway: FDR Southbound AM Peak

Street sigment	Length	Survey 1 Starting time:				Survey 2 Starting time:				Survey 3 Starting time:				Survey 4 Starting time:				Survey 5 Starting time:				Survey 6 Starting time:				Average travel time	Average travel speed
		Arrival		Depart		Arrival		Depart		Arrival		Depart		Arrival		Depart		Arrival		Depart		Arrival		Depart			
	(feet)	min	sec	min	sec	min	sec	min	sec	min	sec	min	sec	min	sec	min	sec	min	sec	min	sec	min	sec	min	sec	sec	MPH
E 75th Street	0				0				0				0				0				0				0	0.00	-
E 71st Street	1150				19				21				22				20				20				21	20.50	38.2
E 68th Street	750				33				35				34				35				33				35	13.67	37.4
E 64th Street	1000				52				55				54				53				51				55	19.17	35.6
Total	2900																									53.33	37.1

Roadway: FDR Southbound Service Road AM Peak

Street sigment	Length	Survey 1 Starting time:				Survey 2 Starting time:				Survey 3 Starting time:				Survey 4 Starting time:				Survey 5 Starting time:				Survey 6 Starting time:				Average travel time	Average travel speed
		Arrival		Depart		Arrival		Depart		Arrival		Depart		Arrival		Depart		Arrival		Depart		Arrival		Depart			
	(feet)	min	sec	min	sec	min	sec	min	sec	min	sec	min	sec	min	sec	min	sec	min	sec	min	sec	min	sec	min	sec	sec	MPH
E 73rd Street	0				0				0				0				0				0				0	0.00	-
E 71st Street	600				16				15				12				11				14				12	13.33	30.7
E 68th Street	750				31				35				31				34				36				33	20.00	25.6
Total	1350																									33.33	27.6

Travel Time Survey and Travel Speed Calculation - A/Q

HSS

Roadway: FDR Northbound PM Peak

Street sigment	Length	Survey 1 Starting time:				Survey 2 Starting time:				Survey 3 Starting time:				Survey 4 Starting time:				Survey 5 Starting time:				Survey 6 Starting time:				Average travel time	Average travel speed
		Arrival		Depart		Arrival		Depart		Arrival		Depart		Arrival		Depart		Arrival		Depart		Arrival		Depart			
	(feet)	min	sec	min	sec	min	sec	min	sec	min	sec	min	sec	min	sec	min	sec	min	sec	min	sec	min	sec	min	sec	sec	MPH
E 64th Street	0				0				0				0				0				0				0	0.00	-
E68th Street	1000				15				16				19				16				15				15	16.00	42.6
E 71st Street	750				26				28				31				26				27				28	11.67	43.8
E 75th Street	1150				44				47				48				46				45				46	18.33	42.8
Total	2900																									46.00	43.0

Roadway: FDR Southbound PM Peak

Street sigment	Length	Survey 1 Starting time:				Survey 2 Starting time:				Survey 3 Starting time:				Survey 4 Starting time:				Survey 5 Starting time:				Survey 6 Starting time:				Average travel time	Average travel speed
		Arrival		Depart		Arrival		Depart		Arrival		Depart		Arrival		Depart		Arrival		Depart		Arrival		Depart			
	(feet)	min	sec	min	sec	min	sec	min	sec	min	sec	min	sec	min	sec	min	sec	min	sec	min	sec	min	sec	min	sec	sec	MPH
E 75th Street	0				0				0				0				0				0				0	0.00	-
E 71st Street	1150				18				19				22				20				19				20	19.67	39.9
E 68th Street	750				31				32				35				33				32				32	12.83	39.8
E 64th Street	1000				48				49				52				49				50				49	17.00	40.1
Total	2900																									49.50	39.9

Roadway: FDR Southbound Service Road PM Peak

Street sigment	Length	Survey 1 Starting time:				Survey 2 Starting time:				Survey 3 Starting time:				Survey 4 Starting time:				Survey 5 Starting time:				Survey 6 Starting time:				Average travel time	Average travel speed
		Arrival		Depart		Arrival		Depart		Arrival		Depart		Arrival		Depart		Arrival		Depart		Arrival		Depart			
	(feet)	min	sec	min	sec	min	sec	min	sec	min	sec	min	sec	min	sec	min	sec	min	sec	min	sec	min	sec	min	sec	sec	MPH
E 73rd Street	0				0				0				0				0				0				0	0.00	-
E 71st Street	600				16				14				13				15				13				14	14.17	28.9
E 68th Street	750				36				34				35				33				30				31	19.00	26.9
Total	1350																									33.17	27.8

Vehicle Classification

Vehicle Classification

Intersection _____ Date Nov-9-2006 Day Thursday

FDR

Class	Southbound	Northbound	Eastbound	Westbound
		8:00–8:15		
Auto				491
Taxi	𝍸 𝍸 𝍸 𝍸 𝍸 𝍸 𝍸 𝍸 𝍸 𝍸 𝍸 𝍸 𝍸	𝍸 𝍸		58
SUV+ 4tires Light Duty Truck	𝍸 𝍸 𝍸 𝍸 𝍸 𝍸 𝍸 𝍸 𝍸 𝍸 𝍸 𝍸 𝍸 𝍸 𝍸 𝍸 𝍸 𝍸 𝍸 𝍸	𝍸 𝍸	𝍸 𝍸	200
6tires or more Heay Duty Truck				
Diesel				
Bus	𝍸 𝍸 𝍸 𝍸 𝍸			8

Vehicle Classification

Intersection _____ Date Nov-9-20xx Day Thursday

FDR

Class	Southbound	Northbound	Eastbound	Westbound
		8:15-8:30		
Auto				873
Taxi	𝍸 𝍸 𝍸 𝍸 𝍸 𝍸 𝍸 𝍸 𝍸 𝍸 𝍸	𝍸 𝍸 1		(61)
SUV + mpv Light Duty Truck	𝍸 𝍸 𝍸 𝍸 𝍸 𝍸 𝍸 𝍸 𝍸	𝍸 𝍸 𝍸 𝍸 𝍸 𝍸 𝍸 𝍸 𝍸 𝍸 𝍸 𝍸 𝍸	𝍸 𝍸 𝍸 𝍸 𝍸 𝍸 𝍸 𝍸 𝍸 𝍸	𝍸 𝍸 𝍸 𝍸 𝍸 𝍸 𝍸 𝍸 𝍸 𝍸 𝍸 𝍸 𝍸 (205)
6+ Heay Duty Truck	1			(1)
Diesel				
Bus	𝍸 𝍸 𝍸 𝍸 𝍸 𝍸 𝍸 𝍸 𝍸 𝍸 𝍸 1 1 1			(24)

Vehicle Classification

Intersection ____________ Date Nov-9-2006 Day Thursday

FDR

Class	Southbound	Northbound	Eastbound	Westbound
		8:30-8:45		
Auto				833
Taxi	卌 卌 卌 卌 卌 卌 卌 卌 卌 卌 卌 |			56
SUV 4 tires Light Duty Truck	卌 卌 卌 卌 卌 卌 卌 卌 卌 卌 卌 卌	卌 卌 卌 卌 卌 卌 卌 卌 卌 卌 卌 卌 卌 卌 卌	卌 卌 卌 卌 卌 卌 卌 卌 || 卌 卌 卌	197
Heay Duty Truck	|||			3
Diesel				
Bus	卌 卌 卌 ||			17

Vehicle Classification

Intersection ______ Date Nov-9-2006 Day Thursday

Class	Southbound	Northbound	Eastbound	Westbound
		8:45-9:00		
Auto				786
Taxi	𝍸 𝍸 𝍸 𝍸 𝍸 𝍸 𝍸 𝍸 𝍸 𝍸 𝍸 𝍸 𝍸	𝍸 𝍸 |		76
SUV 4Tire Light Duty Truck	𝍸 𝍸 𝍸 𝍸 𝍸 𝍸 𝍸 𝍸 𝍸 𝍸 𝍸 𝍸	𝍸 𝍸 𝍸 𝍸 𝍸 𝍸 𝍸 𝍸 𝍸	𝍸 𝍸 𝍸 𝍸 𝍸 𝍸 𝍸 𝍸 𝍸 𝍸 𝍸 𝍸 𝍸	𝍸 𝍸 𝍸 𝍸 𝍸 𝍸 𝍸 𝍸 215
Heay Duty Truck	|||			5
Diesel				
Bus	𝍸 𝍸 ||||			14

Vehicle Classification

Intersection ______________ Date Nov-9-2006 Day Thursday

4:00 - 4:15

Class	Southbound	[✓ Northbound]	Eastbound	Westbound
Auto				895
Taxi	卌 卌 卌 卌 卌 卌 卌 卌 卌 卌 卌 |			⑤⑥ 56
SUV+ Light Duty Truck	卌 卌 卌 卌 卌 卌 卌 卌 卌 卌 卌 卌 卌 卌 卌	卌 卌 卌 卌 卌 卌 卌 卌 卌 卌 卌 卌 卌 卌 卌 卌	卌 卌 卌 卌 卌 卌 卌 卌 卌 卌 卌 卌	卌 卌 ||| (223)
Heay Duty Truck	|			①
Diesel				
Bus	卌 ||			⑦

Ethan C. Eldon Associates, Inc.

Vehicle Classification

Intersection _____ Date Nov 9-2006 Day Thursday

4:15-4:30

FDR

Class	Southbound	Northbound	Eastbound	Westbound
Auto				702
Taxi	𝍸 𝍸 𝍸 𝍸 𝍸			71
47 TIRES Light Duty Truck	𝍸 𝍸 𝍸 𝍸 𝍸 𝍸 𝍸 𝍸 𝍸 𝍸 𝍸 𝍸 𝍸 𝍸	𝍸 𝍸 𝍸 𝍸 𝍸 𝍸 𝍸 𝍸 𝍸 𝍸 𝍸 𝍸 𝍸 𝍸	𝍸 𝍸 𝍸 𝍸 𝍸 𝍸 𝍸 𝍸 𝍸 𝍸 𝍸 𝍸 𝍸 𝍸	224
6 Heavy Duty Truck				8
Diesel				
Bus	𝍸			4

Vehicle Classification

Intersection ____________ Date NOV-9-2006 Day Thursday

FDR

4:30-4:45

Class	Southbound	[✓ Northbound]	Eastbound	Westbound
Auto				721
Taxi	卌 卌 卌 卌 卌 卌 卌 卌 卌 卌 卌 卌 |			⑥① 61
Light Duty Truck	卌 卌 卌 卌 卌 卌 卌 卌 卌 卌 卌 卌 卌 卌 卌	卌 卌 卌 卌 卌 卌 卌 卌 卌 卌 卌 卌 卌	卌 卌 卌 卌 卌 卌 卌 卌 卌 卌 卌 卌 卌 卌 卌	|| 207
Heay Duty Truck				0
Diesel				
Bus	|| ||			④

Vehicle Classification

Intersection ____________ Date Nov-9-2006 Day Thursday

4:45-5:00

Class	Southbound	Northbound	Eastbound	Westbound
Auto				726
Taxi	卌 卌 卌 卌 卌 卌 卌 卌 卌 卌 卌 ||| 卌 卌			⑦③
Light Duty Truck	卌 卌 卌 卌 卌 卌 卌 卌 卌 卌 卌 卌 卌 卌 卌	卌 卌 卌 卌 卌 卌 卌 卌 卌 卌 卌 卌 卌 卌 卌 卌 卌 卌 卌 ||||	卌 卌 卌 卌 卌 卌 卌	(200)
Heay Duty Truck				0
Diesel				
Bus	卌 ||			⑦

Ethan C. Eldon Associates, Inc.

Vehicle Classification

Intersection _____ Date 11/9/06 Day Thursday

FDR 8:00-8:15

Class	Southbound	Northbound	Eastbound	Westbound
	Main line			
Auto	809			
Taxi	71			
Light Duty Truck (SUV+)	252			
Heay Duty Truck				
Diesel				
Bus	1			

Auto is calculated from ATR counts.

Vehicle Classification

Intersection _____ Date 11/9/06 Day Thursday

FDR 8:15-8:30

Class	Southbound	Northbound	Eastbound	Westbound
	Main line			
Auto	739			
Taxi	124			
Light Duty Truck	288			
Heay Duty Truck				
Diesel				
Bus				

Vehicle Classification

Intersection _____ Date 11/9/06 Day Thursday

FDR 8:30~8:45

Class	Southbound	Northbound	Eastbound	Westbound
	Main line			
Auto	692			
Taxi	129			
Light Duty Truck	292			
Heay Duty Truck				
Diesel				
Bus				

Vehicle Classification

Intersection _____ Date 11/9/06 Day Thursday

FDR 8:45-9:00

Class	Southbound	Northbound	Eastbound	Westbound
	Main Line			
Auto	747			
Taxi	95			
Light Duty Truck	254			
Heay Duty Truck				
Diesel				
Bus				

Vehicle Classification

Intersection _____ Date 11/9/06 Day Thursday

FDR 8:00 - 8:15

Class	Southbound	Northbound	Eastbound	Westbound
	Service Rd			
Auto	155			
Taxi	32			
Light Duty Truck (SUV)	36			
Heay Duty Truck				
Diesel				
Bus	1			

Auto is calculated from ATR counts.

Vehicle Classification

Intersection _____ Date 11/9/06 Day Thursday

FDR 8:15-8:30

Class	Southbound	Northbound	Eastbound	Westbound
	service Rd			
Auto	124			
Taxi	52			
Light Duty Truck	45			
Heay Duty Truck	2			
Diesel				
Bus	1			

Vehicle Classification

Intersection _____ Date 11/9/06 Day Thursday

FDR 8:30-8:45

Class	Southbound	Northbound	Eastbound	Westbound
	Service Rd			
Auto	121			
Taxi	53			
Light Duty Truck	44			
Heay Duty Truck	3			
Diesel				
Bus	1			

Vehicle Classification

Intersection _____ Date 11/9/06 Day Thursday

FDR 8:45-9:00

Class	Southbound	Northbound	Eastbound	Westbound
	service Rd			
Auto	120			
Taxi	51			
Light Duty Truck	53			
Heay Duty Truck	2			
Diesel				
Bus				

Vehicle Classification

Intersection _____ Date 11/9/06 Day Thursday

FDR 4:00 – 4:15

Class	Southbound	Northbound	Eastbound	Westbound
	Service Rd			
Auto	160			
Taxi	26			
SUV+ Light Duty Truck	45			
Heay Duty Truck				
Diesel				
Bus				

Auto is calculated from ATR counts.

Vehicle Classification

Intersection _____ Date 11/9/06 Day Thursday

FDR 4:15 - 4:30

Class	Southbound	Northbound	Eastbound	Westbound
	Service Rd			
Auto	164			
Taxi	42			
Light Duty Truck	35			
Heay Duty Truck				
Diesel				
Bus				

Vehicle Classification

Intersection _____ Date 11/9/06 Day Thursday

FDR 4:30 ~ 4:45

Class	Southbound	Northbound	Eastbound	Westbound
	Service Rd			
Auto	145			
Taxi	41			
Light Duty Truck	54			
Heay Duty Truck	1			
Diesel				
Bus				

Vehicle Classification

Intersection _____ Date 11/9/06 Day Thursday

FDR 4:45 - 5:00

Class	Southbound	Northbound	Eastbound	Westbound
	Service Rd			
Auto	129			
Taxi	38			
Light Duty Truck	36			
Heay Duty Truck	2			
Diesel				
Bus				

Vehicle Classification

Intersection _____ Date 11/9/06 Day Thursday

FDR 4:00 - 4:15

Class	Southbound	Northbound	Eastbound	Westbound
	Main line			
Auto	628			
Taxi	95			
Light Duty Truck (SUV+)	356			
Heay Duty Truck				
Diesel				
Bus				

Auto is calculated from ATR counts

Vehicle Classification

Intersection _____ Date 11/9/06 Day Thursday

FDR 4:15 - 4:30

Class	Southbound	Northbound	Eastbound	Westbound
	Main Line			
Auto	677			
Taxi	102			
Light Duty Truck	334			
Heay Duty Truck				
Diesel				
Bus	3			

Vehicle Classification

Intersection _____ Date 11/9/06 Day Thursday

FDR 4:30 - 4:45

Class	Southbound	Northbound	Eastbound	Westbound
	Main line			
Auto	823			
Taxi	69			
Light Duty Truck	246			
Heay Duty Truck				
Diesel				
Bus	3			

Vehicle Classification

Intersection _____ Date 11/9/06 Day Thursday

FDR 4:45 - 5:00

Class	Southbound	Northbound	Eastbound	Westbound
	Main line			
Auto	846			
Taxi	79			
Light Duty Truck	244			
Heay Duty Truck				
Diesel				
Bus	3			

VEHICLE CLASSIFICATION - 2006 EXISTING CONDITION

FDR Drive
AM Peak: 8-9 AM

FDR Northbound: E 68th Street to E 73rd Street

Vehicle Classification		Auto	Taxi	Lt. Duty	H. Duty	Diesel	Bus	Total
# of vehicles	8:00-8:15	491	58	200	0	0	8	757
	8:15-8:30	873	61	205	1	0	24	1164
	8:30-8:45	833	56	197	3	0	17	1106
	8:45-9:00	786	76	215	5	0	14	1096
Total # of vehicles	8:00-9:00	2983	251	817	9	0	63	4123
Calculated total	8:00-9:00	2983	251	817	9	0	63	4123
Fraction	8:00-9:00	0.724	0.061	0.198	0.002	0.000	0.015	1.000

Vehicle Classification	LDGV	LDGT1	LDGT2	LDGT3	LDGT4	HDV2B	HDV3	HDV4	HDV5	HDV6	HDV7	HDV8A	HDV8B	HDBS	HDBT	MC	Check
Fraction	0.724	0.110	0.050	0.050	0.050	0.000	0.000	0.000	0.000	0.000	0.000	0.000	0.000	0.008	0.008	0.000	1.000

FDR Southbound: E 73rd Street to E 68th Street

Vehicle Classification		Auto	Taxi	Lt. Duty	H. Duty	Diesel	Bus	Total
# of vehicles	8:00-8:15	809	71	252	0	0	1	1133
	8:15-8:30	739	124	288	0	0	0	1151
	8:30-8:45	692	129	292	0	0	0	1113
	8:45-9:00	747	95	254	0	0	0	1096
Total # of vehicles	8:00-9:00	2987	419	1086	0	0	1	4493
Calculated total	8:00-9:00	2987	419	1086	0	0	1	4493
Fraction	8:00-9:00	0.665	0.093	0.242	0.000	0.000	0.000	1.000

Vehicle Classification	LDGV	LDGT1	LDGT2	LDGT3	LDGT4	HDV2B	HDV3	HDV4	HDV5	HDV6	HDV7	HDV8A	HDV8B	HDBS	HDBT	MC	Check
Fraction	0.666	0.154	0.060	0.060	0.060	0.000	0.000	0.000	0.000	0.000	0.000	0.000	0.000	0.000	0.000	0.000	1.001

FDR SB Service Road: E 73rd Street to E 68th Street

Vehicle Classification		Auto	Taxi	Lt. Duty	H. Duty	Diesel	Bus	Total
# of vehicles	8:00-8:15	155	32	36	0	0	1	224
	8:15-8:30	124	52	45	2	0	1	224
	8:30-8:45	121	53	44	3	0	1	222
	8:45-9:00	120	51	53	2	0	0	226
Total # of vehicles	8:00-9:00	520	188	178	7	0	3	896
Calculated total	8:00-9:00	520	188	178	7	0	3	896
Fraction	8:00-9:00	0.580	0.210	0.199	0.008	0.000	0.003	1.000

Vehicle Classification	LDGV	LDGT1	LDGT2	LDGT3	LDGT4	HDV2B	HDV3	HDV4	HDV5	HDV6	HDV7	HDV8A	HDV8B	HDBS	HDBT	MC	Check
Fraction	0.581	0.259	0.050	0.050	0.050	0.001	0.001	0.001	0.001	0.001	0.001	0.000	0.000	0.002	0.002	0.000	1.001

FDR Drive
PM Peak: 4-5 PM

FDR Northbound: E 68th Street to E 73rd Street

Vehicle Classification		Auto	Taxi	Lt. Duty	H. Duty	Diesel	Bus	Total
# of vehicles	4:00-4:15	895	56	223	1	0	7	1182
	4:15-4:30	702	71	224	0	0	4	1001
	4:30-4:45	721	61	207	0	0	4	993
	4:45-5:00	726	73	200	0	0	7	1006
Total # of vehicles	4:00-5:00	3044	261	854	1	0	22	4182
Calculated total	4:00-5:00	3044	261	854	1	0	22	4182
Fraction	4:00-5:00	0.728	0.062	0.204	0.000	0.000	0.005	1.000

Vehicle Classification	LDGV	LDGT1	LDGT2	LDGT3	LDGT4	HDV2B	HDV3	HDV4	HDV5	HDV6	HDV7	HDV8A	HDV8B	HDBS	HDBT	MC	Check
Fraction	0.728	0.113	0.051	0.051	0.051	0.000	0.000	0.000	0.000	0.000	0.000	0.000	0.000	0.003	0.003	0.000	1.000

FDR Southbound: E 73rd Street to E 68th Street

Vehicle Classification		Auto	Taxi	Lt. Duty	H. Duty	Diesel	Bus	Total
# of vehicles	4:00-4:15	628	95	356	0	0	0	1079
	4:15-4:30	677	102	334	0	0	3	1116
	4:30-4:45	823	69	246	0	0	3	1141
	4:45-5:00	846	79	244	0	0	3	1172
Total # of vehicles	4:00-5:00	2974	345	1180	0	0	9	4508
Calculated total	4:00-5:00	2974	345	1180	0	0	9	4508
Fraction	4:00-5:00	0.660	0.077	0.262	0.000	0.000	0.002	1.000

Vehicle Classification	LDGV	LDGT1	LDGT2	LDGT3	LDGT4	HDV2B	HDV3	HDV4	HDV5	HDV6	HDV7	HDV8A	HDV8B	HDBS	HDBT	MC	Check
Fraction	0.661	0.142	0.065	0.065	0.065	0.000	0.000	0.000	0.000	0.000	0.000	0.000	0.000	0.001	0.001	0.000	1.001

FDR SB Service Road: E 73rd Street to E 68th Street

Vehicle Classification		Auto	Taxi	Lt. Duty	H. Duty	Diesel	Bus	Total
# of vehicles	4:00-4:15	160	26	45	0	0	0	231
	4:15-4:30	164	42	35	0	0	0	241
	4:30-4:45	145	41	54	1	0	0	241
	4:45-5:00	129	38	36	2	0	0	205
Total # of vehicles	4:00-5:00	598	147	170	3	0	0	918
Calculated total	4:00-5:00	598	147	170	3	0	0	918
Fraction	4:00-5:00	0.651	0.160	0.185	0.003	0.000	0.000	1.000

Vehicle Classification	LDGV	LDGT1	LDGT2	LDGT3	LDGT4	HDV2B	HDV3	HDV4	HDV5	HDV6	HDV7	HDV8A	HDV8B	HDBS	HDBT	MC	Check
Fraction	0.650	0.206	0.046	0.046	0.046	0.001	0.001	0.001	0.001	0.001	0.001	0.000	0.000	0.000	0.000	0.000	0.999

MOBILE6 Inputs and Outputs

```
**********************************************************************************
* MOBILE6.2.03 (24-Sep-2003)                                                     *
* Input file: HSSEX.INP (file 1, run 1).                                         *
**********************************************************************************
  M601 Comment:
               User has enabled STAGE II REFUELING.


* Reading I/M program description records from the following external
* data file: NYIMTEST.D

* Reading non-default I/M CUTPOINTS from the following external
* data file: FINALCUT.D

* Reading hourly start distribution from the following external
* data file: 061SDIST.D

* Reading Registration Distributions from the following external
* data file: 03_NYREG.D
  M614 Comment:
               User supplied diesel sale fractions.

* Reading non-default MILEAGE ACCUMULATION RATES from the following external
* data file: NY_MILE.D
  M616 Comment:
               User has supplied post-1999 sulfur levels.

  Reading User Supplied Tier2 Exhaust bin phase-in fractions

     Data read from file: L2EXH.d


  Reading User Supplied Tier2 EVAP phase-in fractions

     Data read from file: L2EVAP.d


  Reading User Supplied Tier2 50K certification standards

     Data read from file: L2CERT.d


* Reading 94+ LEV IMPLEMENTATION SCHEDULE from the following external
* data file: LEV2.D

* # # # # # # # # # # # # # # # # # # # # # # # # # # # #
* HSS Existing AM-FDR NB: 64th-75th Streets
* File 1, Run 1, Scenario 1.
* # # # # # # # # # # # # # # # # # # # # # # # # # # # #
  M581 Warning:
            The user supplied freeway average speed of 41.3
            will be used for all hours of the day. 100% of VMT
            has been assigned to the freeway roadway type for
            all hours of the day and all vehicle types.
  M615 Comment:
               User supplied VMT mix.

* Reading start SOAK distribution from the following external
* data file: SOAKDST.9HC
  M112 Warning:
               Wintertime Reformulated Gasoline Rules Apply
```

*** I/M credits for Tech1&2 vehicles were read from the following external data file: TECH12.D
M 48 Warning:
there are no sales for vehicle class HDGV8b

LEV phase-in data read from file LEV2.D
Calendar Year: 2007
Month: Jan.
Altitude: Low
Minimum Temperature: 50.0 (F)
Maximum Temperature: 50.0 (F)
Absolute Humidity: 75. grains/lb
Fuel Sulfur Content: 30. ppm

Exhaust I/M Program: Yes
Evap I/M Program: Yes
ATP Program: Yes
Reformulated Gas: Yes

Vehicle Type: / GVWR:	LDGV	LDGT12 <6000	LDGT34 >6000	LDGT (All)	HDGV	LDDV	LDDT	HDDV	MC	All Veh
VMT Distribution:	0.7225	0.1586	0.0938		0.0021	0.0015	0.0075	0.0139	0.0000	1.0000
Composite Emission Factors (g/mi):										
Composite CO :	8.33	8.36	7.82	8.16	16.98	1.199	0.588	4.195	0.00	8.178
Exhaust emissions (g/mi):										
CO Start:	2.52	2.81	2.53	2.71		0.578	0.223		0.000	
CO Running:	5.80	5.55	5.29	5.45		0.621	0.365		0.000	
CO Total Exhaust:	8.33	8.36	7.82	8.16	16.98	1.199	0.588	4.195	0.00	8.178

Veh. Type:	LDGT1	LDGT2	LDGT3	LDGT4	LDDT12	LDDT34
VMT Mix:	0.1091	0.0496	0.0469	0.0469	0.0014	0.0062
Composite Emission Factors (g/mi):						
Composite CO :	8.19	8.75	7.76	7.87	0.559	0.594
Exhaust emissions (g/mi):						
CO Start:	2.73	2.98	2.50	2.56	0.246	0.217
CO Running:	5.45	5.77	5.26	5.31	0.313	0.377
CO Total Exhaust:	8.19	8.75	7.76	7.87	0.559	0.594

Veh. Type:	HDGV2B	HDGV3	HDGV4	HDGV5	HDGV6	HDGV7	HDGV8A	HDGV8B
VMT Mix:	0.0000	0.0000	0.0000	0.0000	0.0000	0.0000	0.0000	0.0000
Composite Emission Factors (g/mi):								
Composite CO :	0.00	0.00	0.00	0.00	0.00	0.00	0.00	0.00
Exhaust emissions (g/mi):								
CO Total Exhaust:	0.00	0.00	0.00	0.00	0.00	0.00	0.00	0.00

Veh. Type:	HDDV2B	HDDV3	HDDV4	HDDV5	HDDV6	HDDV7	HDDV8A	HDDV8B
VMT Mix:	0.0000	0.0000	0.0000	0.0000	0.0000	0.0000	0.0000	0.0000

Composite Emission Factors (g/mi):

Composite CO :	0.000	0.000	0.000	0.000	0.000	0.000	0.000	0.000

Exhaust emissions (g/mi):

CO Total Exhaust:	0.000	0.000	0.000	0.000	0.000	0.000	0.000	0.000

Veh. Type:	GasBUS	URBAN	SCHOOL
VMT Mix:	0.0021	0.0080	0.0059

Composite Emission Factors (g/mi):

Composite CO :	16.98	5.848	1.943

Exhaust emissions (g/mi):

CO Total Exhaust:	16.98	5.848	1.943

```
* # # # # # # # # # # # # # # # # # # # # # # # # #
* HSS Existing AM-FDR SB: 75th-64th Streets
* File 1, Run 1, Scenario 2.
* # # # # # # # # # # # # # # # # # # # # # # # # #
  M581 Warning:
            The user supplied freeway average speed of 35.6
            will be used for all hours of the day. 100% of VMT
            has been assigned to the freeway roadway type for
            all hours of the day and all vehicle types.
  M615 Comment:
              User supplied VMT mix.

* Reading start SOAK distribution from the following external
* data file: SOAKDST.9HC
  M112 Warning:
              Wintertime Reformulated Gasoline Rules Apply
  M 48 Warning:
            there are no sales for vehicle class HDGV8b

 LEV phase-in data read from file LEV2.D
                    Calendar Year:  2007
                            Month:  Jan.
                         Altitude:  Low
               Minimum Temperature:  50.0 (F)
               Maximum Temperature:  50.0 (F)
                 Absolute Humidity:   75. grains/lb
               Fuel Sulfur Content:   30. ppm

               Exhaust I/M Program:  Yes
                  Evap I/M Program:  Yes
                       ATP Program:  Yes
                 Reformulated Gas:  Yes
```

Vehicle Type: / GVWR:	LDGV	LDGT12 <6000	LDGT34 >6000	LDGT (All)	HDGV	LDDV	LDDT	HDDV	MC	All Veh
VMT Distribution:	0.6647	0.2122	0.1126		0.0000	0.0013	0.0092	0.0000	0.0000	1.0000
Composite Emission Factors (g/mi):										
Composite CO :	7.85	7.89	7.37	7.71	0.00	1.265	0.626	0.000	0.00	7.729
Exhaust emissions (g/mi):										
CO Start:	2.52	2.80	2.53	2.71		0.578	0.223		0.000	
CO Running:	5.33	5.09	4.84	5.00		0.687	0.403		0.000	

					HSSEX					
CO Total Exhaust:	7.85	7.89	7.37	7.71	0.00	1.265	0.626	0.000	0.00	7.729

Veh. Type:	LDGT1	LDGT2	LDGT3	LDGT4	LDDT12	LDDT34
VMT Mix:	0.1527	0.0595	0.0563	0.0563	0.0018	0.0074

Composite Emission Factors (g/mi):

Composite CO :	7.74	8.27	7.32	7.43	0.592	0.634

Exhaust emissions (g/mi):

CO Start:	2.73	2.98	2.50	2.56	0.246	0.217
CO Running:	5.01	5.29	4.82	4.87	0.346	0.417
CO Total Exhaust:	7.74	8.27	7.32	7.43	0.592	0.634

Veh. Type:	HDGV2B	HDGV3	HDGV4	HDGV5	HDGV6	HDGV7	HDGV8A	HDGV8B
VMT Mix:	0.0000	0.0000	0.0000	0.0000	0.0000	0.0000	0.0000	0.0000

Composite Emission Factors (g/mi):

Composite CO :	0.00	0.00	0.00	0.00	0.00	0.00	0.00	0.00

Exhaust emissions (g/mi):

CO Total Exhaust:	0.00	0.00	0.00	0.00	0.00	0.00	0.00	0.00

Veh. Type:	HDDV2B	HDDV3	HDDV4	HDDV5	HDDV6	HDDV7	HDDV8A	HDDV8B
VMT Mix:	0.0000	0.0000	0.0000	0.0000	0.0000	0.0000	0.0000	0.0000

Composite Emission Factors (g/mi):

Composite CO :	0.000	0.000	0.000	0.000	0.000	0.000	0.000	0.000

Exhaust emissions (g/mi):

CO Total Exhaust:	0.000	0.000	0.000	0.000	0.000	0.000	0.000	0.000

Veh. Type:	GasBUS	URBAN	SCHOOL
VMT Mix:	0.0000	0.0000	0.0000

Composite Emission Factors (g/mi):

Composite CO :	0.00	0.000	0.000

Exhaust emissions (g/mi):

CO Total Exhaust:	0.00	0.000	0.000

```
* # # # # # # # # # # # # # # # # # # # # # # # #
* HSS Existing AM-FDR Service Rd: 73rd-68th Streets
* File 1, Run 1, Scenario 3.
* # # # # # # # # # # # # # # # # # # # # # # # #
  M583 Warning:
            The user supplied arterial average speed of 25.6
            will be used for all hours of the day.  100% of VMT
            has been assigned to the arterial/collector roadway
            type for all hours of the day and all vehicle types.
  M615 Comment:
               User supplied VMT mix.

* Reading start SOAK distribution from the following external
* data file: SOAKDST.9L
  M112 Warning:
```

Wintertime Reformulated Gasoline Rules Apply

M 48 Warning:
there are no sales for vehicle class HDGV8b

LEV phase-in data read from file LEV2.D
Calendar Year: 2007
Month: Jan.
Altitude: Low
Minimum Temperature: 50.0 (F)
Maximum Temperature: 50.0 (F)
Absolute Humidity: 75. grains/lb
Fuel Sulfur Content: 30. ppm

Exhaust I/M Program: Yes
Evap I/M Program: Yes
ATP Program: Yes
Reformulated Gas: Yes

Vehicle Type: / GVWR:	LDGV	LDGT12 <6000	LDGT34 >6000	LDGT (All)	HDGV	LDDV	LDDT	HDDV	MC	All Veh
VMT Distribution:	0.5798	0.3064	0.0938		0.0026	0.0012	0.0088	0.0074	0.0000	1.0000
Composite Emission Factors (g/mi):										
Composite CO :	9.60	9.76	9.09	9.60	16.79	1.689	0.836	3.852	0.00	9.490
Exhaust emissions (g/mi):										
CO Start:	4.31	4.72	4.27	4.61		0.741	0.290		0.000	
CO Running:	5.29	5.04	4.82	4.99		0.948	0.546		0.000	
CO Total Exhaust:	9.60	9.76	9.09	9.60	16.79	1.689	0.836	3.852	0.00	9.490

Veh. Type:	LDGT1	LDGT2	LDGT3	LDGT4	LDDT12	LDDT34
VMT Mix:	0.2568	0.0496	0.0469	0.0469	0.0026	0.0062
Composite Emission Factors (g/mi):						
Composite CO :	9.65	10.31	9.02	9.16	0.793	0.854
Exhaust emissions (g/mi):						
CO Start:	4.66	5.04	4.22	4.32	0.316	0.279
CO Running:	4.99	5.26	4.80	4.84	0.478	0.575
CO Total Exhaust:	9.65	10.31	9.02	9.16	0.793	0.854

Veh. Type:	HDGV2B	HDGV3	HDGV4	HDGV5	HDGV6	HDGV7	HDGV8A	HDGV8B
VMT Mix:	0.0008	0.0006	0.0003	0.0002	0.0001	0.0001	0.0000	0.0000
Composite Emission Factors (g/mi):								
Composite CO :	8.95	13.77	12.50	21.90	37.83	33.52	0.00	0.00
Exhaust emissions (g/mi):								
CO Total Exhaust:	8.95	13.77	12.50	21.90	37.83	33.52	0.00	0.00

Veh. Type:	HDDV2B	HDDV3	HDDV4	HDDV5	HDDV6	HDDV7	HDDV8A	HDDV8B
VMT Mix:	0.0002	0.0004	0.0007	0.0008	0.0009	0.0009	0.0000	0.0000
Composite Emission Factors (g/mi):								
Composite CO :	1.022	1.192	1.380	1.562	1.669	2.005	0.000	0.000

```
Exhaust emissions (g/mi):
   CO Total Exhaust:     1.022     1.192     1.380     1.562     1.669     2.005     0.000     0.000
```

Veh. Type:	GasBUS	URBAN	SCHOOL
VMT Mix:	0.0005	0.0020	0.0015

```
 Composite Emission Factors (g/mi):
     Composite CO  :     24.81      8.927     2.966
Exhaust emissions (g/mi):
   CO Total Exhaust:     24.81      8.927     2.966

* # # # # # # # # # # # # # # # # # # # # # # # #
* HSS Existing PM-FDR NB: 64th-75th Streets
* File 1, Run 1, Scenario 4.
* # # # # # # # # # # # # # # # # # # # # # # # #
  M581 Warning:
            The user supplied freeway average speed of 42.6
            will be used for all hours of the day. 100% of VMT
            has been assigned to the freeway roadway type for
            all hours of the day and all vehicle types.
  M615 Comment:
              User supplied VMT mix.

* Reading start SOAK distribution from the following external
* data file: SOAKDST.9HC
  M112 Warning:
              Wintertime Reformulated Gasoline Rules Apply
  M 48 Warning:
             there are no sales for vehicle class HDGV8b

 LEV phase-in data read from file LEV2.D
                    Calendar Year:  2007
                            Month:  Jan.
                         Altitude:  Low
               Minimum Temperature:  50.0 (F)
               Maximum Temperature:  50.0 (F)
                 Absolute Humidity:   75. grains/lb
               Fuel Sulfur Content:   30. ppm

               Exhaust I/M Program:  Yes
                  Evap I/M Program:  Yes
                       ATP Program:  Yes
                  Reformulated Gas:  Yes
```

Vehicle Type: / GVWR:	LDGV	LDGT12 <6000	LDGT34 >6000	LDGT (All)	HDGV	LDDV	LDDT	HDDV	MC	All Veh
VMT Distribution:	0.7265	0.1626	0.0957		0.0008	0.0015	0.0077	0.0052	0.0000	1.0000
Composite Emission Factors (g/mi):										
Composite CO :	8.44	8.47	7.92	8.26	16.88	1.190	0.583	4.137	0.00	8.307
Exhaust emissions (g/mi):										
CO Start:	2.52	2.81	2.53	2.71		0.578	0.223		0.000	
CO Running:	5.91	5.66	5.39	5.56		0.612	0.360		0.000	
CO Total Exhaust:	8.44	8.47	7.92	8.26	16.88	1.190	0.583	4.137	0.00	8.307

Veh. Type:	LDGT1	LDGT2	LDGT3	LDGT4	LDDT12	LDDT34
VMT Mix:	0.1120	0.0506	0.0478	0.0478	0.0014	0.0063

Composite Emission Factors (g/mi):

Composite CO :	8.29	8.86	7.86	7.98	0.555	0.589

Exhaust emissions (g/mi):

CO Start:	2.73	2.98	2.50	2.56	0.246	0.217
CO Running:	5.56	5.88	5.36	5.42	0.308	0.371
CO Total Exhaust:	8.29	8.86	7.86	7.98	0.555	0.589

Veh. Type:	HDGV2B	HDGV3	HDGV4	HDGV5	HDGV6	HDGV7	HDGV8A	HDGV8B
VMT Mix:	0.0000	0.0000	0.0000	0.0000	0.0000	0.0000	0.0000	0.0000

Composite Emission Factors (g/mi):

Composite CO :	0.00	0.00	0.00	0.00	0.00	0.00	0.00	0.00

Exhaust emissions (g/mi):

CO Total Exhaust:	0.00	0.00	0.00	0.00	0.00	0.00	0.00	0.00

Veh. Type:	HDDV2B	HDDV3	HDDV4	HDDV5	HDDV6	HDDV7	HDDV8A	HDDV8B
VMT Mix:	0.0000	0.0000	0.0000	0.0000	0.0000	0.0000	0.0000	0.0000

Composite Emission Factors (g/mi):

Composite CO :	0.000	0.000	0.000	0.000	0.000	0.000	0.000	0.000

Exhaust emissions (g/mi):

CO Total Exhaust:	0.000	0.000	0.000	0.000	0.000	0.000	0.000	0.000

Veh. Type:	GasBUS	URBAN	SCHOOL
VMT Mix:	0.0008	0.0030	0.0022

Composite Emission Factors (g/mi):

Composite CO :	16.88	5.767	1.916

Exhaust emissions (g/mi):

CO Total Exhaust:	16.88	5.767	1.916

```
* # # # # # # # # # # # # # # # # # # # # # # # # #
* HSS Existing PM-FDR SB: 75th-64th Streets
* File 1, Run 1, Scenario 5.
* # # # # # # # # # # # # # # # # # # # # # # # # #
  M581 Warning:
            The user supplied freeway average speed of 39.8
            will be used for all hours of the day. 100% of VMT
            has been assigned to the freeway roadway type for
            all hours of the day and all vehicle types.
  M615 Comment:
               User supplied VMT mix.

* Reading start SOAK distribution from the following external
* data file: SOAKDST.9HC
  M112 Warning:
               Wintertime Reformulated Gasoline Rules Apply
```

M 48 Warning:
there are no sales for vehicle class HDGV8b

LEV phase-in data read from file LEV2.D
Calendar Year: 2007
Month: Jan.
Altitude: Low
Minimum Temperature: 50.0 (F)
Maximum Temperature: 50.0 (F)
Absolute Humidity: 75. grains/lb
Fuel Sulfur Content: 30. ppm

Exhaust I/M Program: Yes
Evap I/M Program: Yes
ATP Program: Yes
Reformulated Gas: Yes

Vehicle Type: / GVWR:	LDGV	LDGT12 <6000	LDGT34 >6000	LDGT (All)	HDGV	LDDV	LDDT	HDDV	MC	All Veh
VMT Distribution:	0.6597	0.2052	0.1220		0.0003	0.0013	0.0098	0.0017	0.0000	1.0000
Composite Emission Factors (g/mi):										
Composite CO :	8.20	8.24	7.69	8.03	17.13	1.210	0.595	4.273	0.00	8.054
Exhaust emissions (g/mi):										
CO Start:	2.52	2.81	2.53	2.71		0.578	0.223		0.000	
CO Running:	5.67	5.43	5.16	5.33		0.633	0.372		0.000	
CO Total Exhaust:	8.20	8.24	7.69	8.03	17.13	1.210	0.595	4.273	0.00	8.054

Veh. Type:	LDGT1	LDGT2	LDGT3	LDGT4	LDDT12	LDDT34
VMT Mix:	0.1408	0.0644	0.0610	0.0610	0.0018	0.0080
Composite Emission Factors (g/mi):						
Composite CO :	8.06	8.61	7.64	7.75	0.565	0.601
Exhaust emissions (g/mi):						
CO Start:	2.73	2.98	2.50	2.56	0.246	0.217
CO Running:	5.33	5.63	5.14	5.19	0.319	0.384
CO Total Exhaust:	8.06	8.61	7.64	7.75	0.565	0.601

Veh. Type:	HDGV2B	HDGV3	HDGV4	HDGV5	HDGV6	HDGV7	HDGV8A	HDGV8B
VMT Mix:	0.0000	0.0000	0.0000	0.0000	0.0000	0.0000	0.0000	0.0000
Composite Emission Factors (g/mi):								
Composite CO :	0.00	0.00	0.00	0.00	0.00	0.00	0.00	0.00
Exhaust emissions (g/mi):								
CO Total Exhaust:	0.00	0.00	0.00	0.00	0.00	0.00	0.00	0.00

Veh. Type:	HDDV2B	HDDV3	HDDV4	HDDV5	HDDV6	HDDV7	HDDV8A	HDDV8B
VMT Mix:	0.0000	0.0000	0.0000	0.0000	0.0000	0.0000	0.0000	0.0000
Composite Emission Factors (g/mi):								
Composite CO :	0.000	0.000	0.000	0.000	0.000	0.000	0.000	0.000

Exhaust emissions (g/mi):

CO Total Exhaust:	0.000	0.000	0.000	0.000	0.000	0.000	0.000	0.000

Veh. Type:	GasBUS	URBAN	SCHOOL
VMT Mix:	0.0003	0.0010	0.0007

Composite Emission Factors (g/mi):

Composite CO :	17.13	5.957	1.979

Exhaust emissions (g/mi):

CO Total Exhaust:	17.13	5.957	1.979

```
* # # # # # # # # # # # # # # # # # # # # # # # #
* HSS Existing PM-FDR Service Rd: 73rd-68th Streets
* File 1, Run 1, Scenario 6.
* # # # # # # # # # # # # # # # # # # # # # # # #
  M583 Warning:
            The user supplied arterial average speed of 26.9
            will be used for all hours of the day.  100% of VMT
            has been assigned to the arterial/collector roadway
            type for all hours of the day and all vehicle types.
  M615 Comment:
                User supplied VMT mix.

* Reading start SOAK distribution from the following external
* data file: SOAKDST.9L
  M112 Warning:
                Wintertime Reformulated Gasoline Rules Apply
  M 48 Warning:
              there are no sales for vehicle class HDGV8b

 LEV phase-in data read from file LEV2.D
                     Calendar Year:  2007
                             Month:  Jan.
                          Altitude:  Low
                Minimum Temperature:  50.0 (F)
                Maximum Temperature:  50.0 (F)
                  Absolute Humidity:   75. grains/lb
                Fuel Sulfur Content:   30. ppm

                Exhaust I/M Program:  Yes
                   Evap I/M Program:  Yes
                        ATP Program:  Yes
                   Reformulated Gas:  Yes
```

Vehicle Type: / GVWR:	LDGV	LDGT12 <6000	LDGT34 >6000	LDGT (All)	HDGV	LDDV	LDDT	HDDV	MC	All Veh
VMT Distribution:	0.6487	0.2498	0.0863		0.0021	0.0013	0.0078	0.0039	0.0000	1.0000
Composite Emission Factors (g/mi):										
Composite CO :	9.56	9.73	9.06	9.56	14.01	1.641	0.810	1.513	0.00	9.461
Exhaust emissions (g/mi):										
CO Start:	4.31	4.73	4.27	4.61		0.741	0.289		0.000	
CO Running:	5.26	5.01	4.79	4.95		0.900	0.521		0.000	
CO Total Exhaust:	9.56	9.73	9.06	9.56	14.01	1.641	0.810	1.513	0.00	9.461

HSSEX

Veh. Type:	LDGT1	LDGT2	LDGT3	LDGT4	LDDT12	LDDT34
VMT Mix:	0.2042	0.0456	0.0432	0.0432	0.0022	0.0057
Composite Emission Factors (g/mi):						
Composite CO :	9.61	10.27	8.98	9.13	0.769	0.825
Exhaust emissions (g/mi):						
CO Start:	4.66	5.04	4.22	4.32	0.316	0.279
CO Running:	4.96	5.23	4.76	4.81	0.454	0.546
CO Total Exhaust:	9.61	10.27	8.98	9.13	0.769	0.825

Veh. Type:	HDGV2B	HDGV3	HDGV4	HDGV5	HDGV6	HDGV7	HDGV8A	HDGV8B
VMT Mix:	0.0008	0.0006	0.0003	0.0002	0.0001	0.0001	0.0000	0.0000
Composite Emission Factors (g/mi):								
Composite CO :	8.51	13.09	11.88	20.81	35.96	31.85	0.00	0.00
Exhaust emissions (g/mi):								
CO Total Exhaust:	8.51	13.09	11.88	20.81	35.96	31.85	0.00	0.00

Veh. Type:	HDDV2B	HDDV3	HDDV4	HDDV5	HDDV6	HDDV7	HDDV8A	HDDV8B
VMT Mix:	0.0002	0.0004	0.0007	0.0008	0.0009	0.0009	0.0000	0.0000
Composite Emission Factors (g/mi):								
Composite CO :	0.971	1.132	1.311	1.484	1.585	1.904	0.000	0.000
Exhaust emissions (g/mi):								
CO Total Exhaust:	0.971	1.132	1.311	1.484	1.585	1.904	0.000	0.000

Veh. Type:	GasBUS	URBAN	SCHOOL
VMT Mix:	0.0000	0.0000	0.0000
Composite Emission Factors (g/mi):			
Composite CO :	0.00	0.000	0.000
Exhaust emissions (g/mi):			
CO Total Exhaust:	0.00	0.000	0.000

```
MOBILE6 INPUT FILE :
* Input file for - HSS Platform Air Quality Analysis

POLLUTANTS          : CO
SPREADSHEET         :

RUN DATA

EXPAND BUS EFS      :
EXPAND LDT EFS      :
EXPAND HDDV EFS     :
EXPAND HDGV EFS     :
EXPAND EXHAUST      :

STAGE II REFUELING :
89 1 77 77

ANTI-TAMP PROG      :
84 84 50 22222 22222222 2 11 098 22212222
I/M DESC FILE       : NYimTEST.d
START DIST          : 06isdist.d

REG DIST            : 03_NYreg.d
DIESEL FRACTIONS    :
0.0004 0.0002 0.0003 0.0011 0.0009 0.0005 0.0005 0.0005 0.0002 0.0004
0.0006 0.0010 0.0005 0.0003 0.0002 0.0040 0.0033 0.0183 0.0352 0.0636
0.0918 0.0800 0.0558 0.0325 0.0045
0.0017 0.0035 0.0066 0.0100 0.0078 0.0069 0.0047 0.0074 0.0088 0.0110
0.0081 0.0083 0.0084 0.0064 0.0068 0.0109 0.0086 0.0183 0.0236 0.0348
0.0475 0.0443 0.0365 0.0140 0.0030
0.0017 0.0035 0.0066 0.0100 0.0078 0.0069 0.0047 0.0074 0.0088 0.0110
0.0081 0.0083 0.0084 0.0064 0.0068 0.0109 0.0086 0.0183 0.0235 0.0348
0.0475 0.0443 0.0364 0.0140 0.0030
0.0371 0.0413 0.0576 0.0496 0.0485 0.0666 0.0569 0.0613 0.0681 0.0682
0.0655 0.0721 0.0774 0.0576 0.0545 0.0635 0.0752 0.0689 0.1116 0.1054
0.0825 0.0380 0.0222 0.0035 0.0043
0.0371 0.0413 0.0576 0.0496 0.0485 0.0666 0.0569 0.0613 0.0681 0.0682
0.0655 0.0721 0.0774 0.0576 0.0547 0.0634 0.0752 0.0689 0.1115 0.1056
0.0817 0.0372 0.0224 0.0035 0.0043
0.1388 0.1125 0.1146 0.1410 0.1065 0.1433 0.1471 0.1714 0.1804 0.1878
0.1959 0.1659 0.1381 0.1556 0.1233 0.1385 0.1238 0.0880 0.1146 0.1501
0.1367 0.0655 0.0368 0.0170 0.0050
0.3539 0.3886 0.4016 0.4444 0.4214 0.4249 0.4216 0.3837 0.4354 0.4177
0.4516 0.3891 0.3722 0.3051 0.2482 0.2720 0.2274 0.1959 0.3168 0.1814
0.2402 0.3237 0.0952 0.1077 0.0596
0.7373 0.7215 0.6996 0.6752 0.6969 0.6555 0.7700 0.6629 0.5736 0.6067
0.5978 0.4406 0.4670 0.3643 0.2517 0.2995 0.3503 0.1818 0.3947 0.3800
0.3509 0.2642 0.0167 0.0638 0.0439
0.8603 0.8795 0.8293 0.8295 0.8141 0.7997 0.8316 0.7597 0.7504 0.7031
0.6815 0.6695 0.5302 0.5520 0.4387 0.3997 0.3230 0.4051 0.3978 0.4023
0.3158 0.4786 0.3000 0.1533 0.0700
0.9309 0.9164 0.8897 0.9108 0.8489 0.7971 0.8075 0.7628 0.8030 0.7958
0.7642 0.8420 0.7074 0.7470 0.6381 0.7189 0.6323 0.7029 0.6600 0.6923
0.7156 0.7143 0.3806 0.6544 0.1018
0.9615 0.9572 0.9326 0.9382 0.9214 0.8364 0.8822 0.8709 0.8830 0.9105
0.8176 0.8139 0.8327 0.7612 0.7470 0.7697 0.7795 0.7507 0.7028 0.6103
0.7368 0.5432 0.6053 0.4539 0.1779
```

```
0.9758 0.9705 0.9333 0.9463 0.9173 0.9345 0.9120 0.9305 0.8827 0.9065
0.8910 0.8470 0.8859 0.8989 0.8706 0.8537 0.8879 0.8868 0.8776 0.8729
0.8856 0.8626 0.9082 0.7754 0.4123
1.0000 1.0000 1.0000 1.0000 1.0000 1.0000 1.0000 1.0000 1.0000 1.0000
1.0000 1.0000 1.0000 1.0000 1.0000 1.0000 1.0000 1.0000 1.0000 1.0000
1.0000 1.0000 1.0000 1.0000 1.0000
0.7099 0.8358 0.8963 0.9236 0.8672 0.8457 0.8808 0.8167 0.7747 0.8551
0.8259 0.8166 0.8369 0.7741 0.7359 0.5495 0.6685 0.7624 0.6171 0.5395
0.8509 0.8369 0.9074 0.4565 0.6319

MILE ACCUM RATE    : NY_Mile.d

SEASON             : 2
MIN/MAX TEMP       : 50 50

FUEL PROGRAM       : 2 N
FUEL RVP           : 15.0

T2 EXH PHASE-IN    : L2EXH.d
T2 EVAP PHASE-IN   : L2EVAP.d
T2 CERT            : L2CERT.d
94+ LDG IMP        : LEV2.d

SCENARIO REC       : HSS Existing AM-FDR NB: 64th-75th Streets
CALENDAR YEAR      : 2007
EVALUATION MONTH   : 1
AVERAGE SPEED      : 41.3 Non-Ramp
VMT FRACTIONS      :
0.724 0.110 0.050 0.050 0.050 0.000 0.000 0.000
0.000 0.000 0.000 0.000 0.000 0.008 0.008 0.000
SOAK DISTRIBUTION  : SOAKDST.9HC

SCENARIO REC       : HSS Existing AM-FDR SB: 75th-64th Streets
CALENDAR YEAR      : 2007
EVALUATION MONTH   : 1
AVERAGE SPEED      : 35.6 Non-Ramp
VMT FRACTIONS      :
0.666 0.154 0.060 0.060 0.060 0.000 0.000 0.000
0.000 0.000 0.000 0.000 0.000 0.000 0.000 0.000
SOAK DISTRIBUTION  : SOAKDST.9HC

SCENARIO REC       : HSS Existing AM-FDR Service Rd: 73rd-68th Streets
CALENDAR YEAR      : 2007
EVALUATION MONTH   : 1
AVERAGE SPEED      : 25.6 Arterial
VMT FRACTIONS      :
0.581 0.259 0.050 0.050 0.050 0.001 0.001 0.001
0.001 0.001 0.001 0.000 0.000 0.002 0.002 0.000
SOAK DISTRIBUTION  : SOAKDST.9L

SCENARIO REC       : HSS Existing PM-FDR NB: 64th-75th Streets
CALENDAR YEAR      : 2007
EVALUATION MONTH   : 1
AVERAGE SPEED      : 42.6 Non-Ramp
VMT FRACTIONS      :
0.728 0.113 0.051 0.051 0.051 0.000 0.000 0.000
0.000 0.000 0.000 0.000 0.000 0.003 0.003 0.000
```

```
SOAK DISTRIBUTION  : SOAKDST.9HC

SCENARIO REC       : HSS Existing PM-FDR SB: 75th-64th Streets
CALENDAR YEAR      : 2007
EVALUATION MONTH   : 1
AVERAGE SPEED      : 39.8 Non-Ramp
VMT FRACTIONS      :
0.661 0.142 0.065 0.065 0.065 0.000 0.000 0.000
0.000 0.000 0.000 0.000 0.000 0.001 0.001 0.000
SOAK DISTRIBUTION  : SOAKDST.9HC

SCENARIO REC       : HSS Existing PM-FDR Service Rd: 73rd-68th Streets
CALENDAR YEAR      : 2007
EVALUATION MONTH   : 1
AVERAGE SPEED      : 26.9 Arterial
VMT FRACTIONS      :
0.650 0.206 0.046 0.046 0.046 0.001 0.001 0.001
0.001 0.001 0.001 0.000 0.000 0.000 0.000 0.000
SOAK DISTRIBUTION  : SOAKDST.9L


END OF RUN
```

```
*******************************************************************************
* MOBILE6.2.03 (24-Sep-2003)                                                  *
* Input file: HSSNB.INP (file 1, run 1).                                      *
*******************************************************************************
  M601 Comment:
               User has enabled STAGE II REFUELING.


* Reading I/M program description records from the following external
* data file: NYIMTEST.D

* Reading non-default I/M CUTPOINTS from the following external
* data file: FINALCUT.D

* Reading hourly start distribution from the following external
* data file: 061SDIST.D

* Reading Registration Distributions from the following external
* data file: 03_NYREG.D
  M614 Comment:
               User supplied diesel sale fractions.

* Reading non-default MILEAGE ACCUMULATION RATES from the following external
* data file: NY_MILE.D
  M616 Comment:
               User has supplied post-1999 sulfur levels.

  Reading User Supplied Tier2 Exhaust bin phase-in fractions

     Data read from file: L2EXH.d


  Reading User Supplied Tier2 EVAP phase-in fractions

     Data read from file: L2EVAP.d


  Reading User Supplied Tier2 50K certification standards

     Data read from file: L2CERT.d


* Reading 94+ LEV IMPLEMENTATION SCHEDULE from the following external
* data file: LEV2.D

* # # # # # # # # # # # # # # # # # # # # # # # # # # # #
* HSS No-Build AM-FDR NB: 64th-75th Streets
* File 1, Run 1, Scenario 1.
* # # # # # # # # # # # # # # # # # # # # # # # # # # # #
  M581 Warning:
            The user supplied freeway average speed of 41.3
            will be used for all hours of the day. 100% of VMT
            has been assigned to the freeway roadway type for
            all hours of the day and all vehicle types.
  M615 Comment:
               User supplied VMT mix.

* Reading start SOAK distribution from the following external
```

```
* data file: SOAKDST.9HC
  M112 Warning:
               Wintertime Reformulated Gasoline Rules Apply
*** I/M credits for Tech1&2 vehicles were read from the following external
    data file: TECH12.D
  M 48 Warning:
               there are no sales for vehicle class HDGV8b

 LEV phase-in data read from file LEV2.D
                     Calendar Year:  2010
                             Month:  Jan.
                          Altitude:  Low
                 Minimum Temperature:  50.0 (F)
                 Maximum Temperature:  50.0 (F)
                   Absolute Humidity:   75. grains/lb
                 Fuel Sulfur Content:   30. ppm

                 Exhaust I/M Program:  Yes
                    Evap I/M Program:  Yes
                         ATP Program:  Yes
                    Reformulated Gas:  Yes
```

Vehicle Type: / GVWR:	LDGV	LDGT12 <6000	LDGT34 >6000	LDGT (All)	HDGV	LDDV	LDDT	HDDV	MC	All Veh
VMT Distribution:	0.7225	0.1586	0.0938		0.0021	0.0015	0.0075	0.0139	0.0000	1.0000
Composite Emission Factors (g/mi):										
Composite CO :	7.35	7.09	6.76	6.97	12.15	1.173	0.450	3.632	0.00	7.155
Exhaust emissions (g/mi):										
CO Start:	2.27	2.39	2.25	2.34		0.567	0.179		0.000	
CO Running:	5.08	4.70	4.51	4.63		0.605	0.272		0.000	
CO Total Exhaust:	7.35	7.09	6.76	6.97	12.15	1.173	0.450	3.632	0.00	7.155

Veh. Type:	LDGT1	LDGT2	LDGT3	LDGT4	LDDT12	LDD134
VMT Mix:	0.1091	0.0496	0.0469	0.0469	0.0014	0.0062
Composite Emission Factors (g/mi):						
Composite CO :	6.93	7.45	6.70	6.82	0.439	0.453
Exhaust emissions (g/mi):						
CO Start:	2.32	2.56	2.22	2.28	0.202	0.174
CO Running:	4.61	4.89	4.49	4.54	0.238	0.279
CO Total Exhaust:	6.93	7.45	6.70	6.82	0.439	0.453

Veh. Type:	HDGV2B	HDGV3	HDGV4	HDGV5	HDGV6	HDGV7	HDGV8A	HDGV8B
VMT Mix:	0.0000	0.0000	0.0000	0.0000	0.0000	0.0000	0.0000	0.0000
Composite Emission Factors (g/mi):								
Composite CO :	0.00	0.00	0.00	0.00	0.00	0.00	0.00	0.00
Exhaust emissions (g/mi):								
CO Total Exhaust:	0.00	0.00	0.00	0.00	0.00	0.00	0.00	0.00

Veh. Type:	HDDV2B	HDDV3	HDDV4	HDDV5	HDDV6	HDDV7	HDDV8A	HDDV8B
VMT Mix:	0.0000	0.0000	0.0000	0.0000	0.0000	0.0000	0.0000	0.0000
Composite Emission Factors (g/mi):								
Composite CO :	0.000	0.000	0.000	0.000	0.000	0.000	0.000	0.000
Exhaust emissions (g/mi):								
CO Total Exhaust:	0.000	0.000	0.000	0.000	0.000	0.000	0.000	0.000

Veh. Type:	GasBUS	URBAN	SCHOOL
VMT Mix:	0.0021	0.0080	0.0059
Composite Emission Factors (g/mi):			
Composite CO :	12.15	5.155	1.557
Exhaust emissions (g/mi):			
CO Total Exhaust:	12.15	5.155	1.557

```
* # # # # # # # # # # # # # # # # # # # # # # # #
* HSS No-Build AM-FDR SB: 75th-64th Streets
* File 1, Run 1, Scenario 2.
* # # # # # # # # # # # # # # # # # # # # # # # #
  M581 Warning:
            The user supplied freeway average speed of 35.6
            will be used for all hours of the day. 100% of VMT
            has been assigned to the freeway roadway type for
            all hours of the day and all vehicle types.
  M615 Comment:
              User supplied VMT mix.

* Reading start SOAK distribution from the following external
* data file: SOAKDST.9HC
  M112 Warning:
              Wintertime Reformulated Gasoline Rules Apply
  M 48 Warning:
             there are no sales for vehicle class HDGV8b

 LEV phase-in data read from file LEV2.D
                      Calendar Year:  2010
                              Month:  Jan.
                           Altitude:  Low
                Minimum Temperature:  50.0 (F)
                Maximum Temperature:  50.0 (F)
                  Absolute Humidity:   75. grains/lb
                Fuel Sulfur Content:   30. ppm

                Exhaust I/M Program:  Yes
                   Evap I/M Program:  Yes
                        ATP Program:  Yes
                   Reformulated Gas:  Yes
```

Vehicle Type:	LDGV	LDGT12	LDGT34	LDGT	HDGV	LDDV	LDDT	HDDV	MC	All Veh
GVWR:		<6000	>6000	(All)						

					HSSNB					
VMT Distribution:	0.6647	0.2122	0.1126		0.0000	0.0013	0.0092	0.0000	0.0000	1.0000
Composite Emission Factors (g/mi):										
Composite CO :	6.93	6.67	6.37	6.57	0.00	1.237	0.479	0.000	0.00	6.741
Exhaust emissions (g/mi):										
CO Start:	2.27	2.38	2.25	2.34		0.567	0.179		0.000	
CO Running:	4.65	4.29	4.12	4.23		0.670	0.300		0.000	
CO Total Exhaust:	6.93	6.67	6.37	6.57	0.00	1.237	0.479	0.000	0.00	6.741

Veh. Type:	LDGT1	LDGT2	LDGT3	LDGT4	LDDT12	LDDT34
VMT Mix:	0.1527	0.0595	0.0563	0.0563	0.0018	0.0074
Composite Emission Factors (g/mi):						
Composite CO :	6.53	7.03	6.31	6.42	0.464	0.483
Exhaust emissions (g/mi):						
CO Start:	2.32	2.56	2.22	2.28	0.202	0.174
CO Running:	4.22	4.47	4.09	4.14	0.263	0.309
CO Total Exhaust:	6.53	7.03	6.31	6.42	0.464	0.483

Veh. Type:	HDGV2B	HDGV3	HDGV4	HDGV5	HDGV6	HDGV7	HDGV8A	HDGV8B
VMT Mix:	0.0000	0.0000	0.0000	0.0000	0.0000	0.0000	0.0000	0.0000
Composite Emission Factors (g/mi):								
Composite CO :	0.00	0.00	0.00	0.00	0.00	0.00	0.00	0.00
Exhaust emissions (g/mi):								
CO Total Exhaust:	0.00	0.00	0.00	0.00	0.00	0.00	0.00	0.00

Veh. Type:	HDDV2B	HDDV3	HDDV4	HDDV5	HDDV6	HDDV7	HDDV8A	HDDV8B
VMT Mix:	0.0000	0.0000	0.0000	0.0000	0.0000	0.0000	0.0000	0.0000
Composite Emission Factors (g/mi):								
Composite CO :	0.000	0.000	0.000	0.000	0.000	0.000	0.000	0.000
Exhaust emissions (g/mi):								
CO Total Exhaust:	0.000	0.000	0.000	0.000	0.000	0.000	0.000	0.000

Veh. Type:	GasBUS	URBAN	SCHOOL
VMT Mix:	0.0000	0.0000	0.0000
Composite Emission Factors (g/mi):			
Composite CO :	0.00	0.000	0.000
Exhaust emissions (g/mi):			
CO Total Exhaust:	0.00	0.000	0.000

* #
* HSS No-Build AM-FDR Service Rd: 73rd-68th Streets
* File 1, Run 1, Scenario 3.

```
* # # # # # # # # # # # # # # # # # # # # # # # #
  M583 Warning:
            The user supplied arterial average speed of 25.6
            will be used for all hours of the day.  100% of VMT
            has been assigned to the arterial/collector roadway
            type for all hours of the day and all vehicle types.
  M615 Comment:
              User supplied VMT mix.

* Reading start SOAK distribution from the following external
* data file: SOAKDST.9L
  M112 Warning:
            Wintertime Reformulated Gasoline Rules Apply
  M 48 Warning:
            there are no sales for vehicle class HDGV8b

 LEV phase-in data read from file LEV2.D
                    Calendar Year:  2010
                           Month:  Jan.
                        Altitude:  Low
               Minimum Temperature:  50.0 (F)
               Maximum Temperature:  50.0 (F)
                 Absolute Humidity:   75. grains/lb
               Fuel Sulfur Content:   30. ppm

               Exhaust I/M Program:  Yes
                  Evap I/M Program:  Yes
                       ATP Program:  Yes
                  Reformulated Gas:  Yes
```

Vehicle Type: / GVWR:	LDGV	LDGT12 <6000	LDGT34 >6000	LDGT (All)	HDGV	LDDV	LDDT	HDDV	MC	All Veh
VMT Distribution:	0.5798	0.3064	0.0938		0.0026	0.0012	0.0088	0.0074	0.0000	1.0000
Composite Emission Factors (g/mi):										
Composite CO :	8.51	8.25	7.88	8.16	11.70	1.651	0.641	3.129	0.00	8.262
Exhaust emissions (g/mi):										
CO Start:	3.88	4.02	3.80	3.96		0.727	0.233		0.000	
CO Running:	4.63	4.23	4.09	4.20		0.924	0.407		0.000	
CO Total Exhaust:	8.51	8.25	7.88	8.16	11.70	1.651	0.641	3.129	0.00	8.262

Veh. Type:	LDGT1	LDGT2	LDGT3	LDGT4	LDDT12	LDDT34
VMT Mix:	0.2568	0.0496	0.0469	0.0469	0.0026	0.0062
Composite Emission Factors (g/mi):						
Composite CO :	8.15	8.78	7.81	7.96	0.621	0.649
Exhaust emissions (g/mi):						
CO Start:	3.95	4.34	3.75	3.85	0.258	0.222
CO Running:	4.20	4.44	4.06	4.11	0.363	0.426
CO Total Exhaust:	8.15	8.78	7.81	7.96	0.621	0.649

Veh. Type:	HDGV2B	HDGV3	HDGV4	HDGV5	HDGV6	HDGV7	HDGV8A	HDGV8B

Veh. Type:	HDDV2B	HDDV3	HDDV4	HDDV5	HDDV6	HDDV7	HDDV8A	HDDV8B
VMT Mix:	0.0008	0.0006	0.0003	0.0002	0.0001	0.0001	0.0000	0.0000

Composite Emission Factors (g/mi):

Composite CO :	7.66	9.89	9.46	13.45	18.82	17.92	0.00	0.00

Exhaust emissions (g/mi):

CO Total Exhaust:	7.66	9.89	9.46	13.45	18.82	17.92	0.00	0.00

Veh. Type:	HDDV2B	HDDV3	HDDV4	HDDV5	HDDV6	HDDV7	HDDV8A	HDDV8B
VMT Mix:	0.0002	0.0004	0.0007	0.0008	0.0009	0.0009	0.0000	0.0000

Composite Emission Factors (g/mi):

Composite CO :	0.594	0.695	0.841	0.883	1.082	1.326	0.000	0.000

Exhaust emissions (g/mi):

CO Total Exhaust:	0.594	0.695	0.841	0.883	1.082	1.326	0.000	0.000

Veh. Type:	GasBUS	URBAN	SCHOOL
VMT Mix:	0.0005	0.0020	0.0015

Composite Emission Factors (g/mi):

Composite CO :	17.76	7.868	2.377

Exhaust emissions (g/mi):

CO Total Exhaust:	17.76	7.868	2.377

```
* # # # # # # # # # # # # # # # # # # # # # # # # # # # #
* HSS No-Build PM-FDR NB: 64th-75th Streets
* File 1, Run 1, Scenario 4.
* # # # # # # # # # # # # # # # # # # # # # # # # # # # #
  M581 Warning:
            The user supplied freeway average speed of 42.6
            will be used for all hours of the day. 100% of VMT
            has been assigned to the freeway roadway type for
            all hours of the day and all vehicle types.
  M615 Comment:
              User supplied VMT mix.

* Reading start SOAK distribution from the following external
* data file: SOAKDST.9HC
  M112 Warning:
             Wintertime Reformulated Gasoline Rules Apply
  M 48 Warning:
            there are no sales for vehicle class HDGV8b

 LEV phase-in data read from file LEV2.D
                    Calendar Year:  2010
                            Month:  Jan.
                         Altitude:  Low
               Minimum Temperature:  50.0 (F)
               Maximum Temperature:  50.0 (F)
                 Absolute Humidity:   75. grains/lb
               Fuel Sulfur Content:   30. ppm
```

Exhaust I/M Program: Yes
Evap I/M Program: Yes
ATP Program: Yes
Reformulated Gas: Yes

Vehicle Type: / GVWR:	LDGV	LDGT12 <6000	LDGT34 >6000	LDGT (All)	HDGV	LDDV	LDDT	HDDV	MC	All Veh
VMT Distribution:	0.7265	0.1626	0.0957		0.0008	0.0015	0.0077	0.0052	0.0000	1.0000
Composite Emission Factors (g/mi):										
Composite CO :	7.45	7.18	6.85	7.06	12.08	1.164	0.447	3.581	0.00	7.273
Exhaust emissions (g/mi):										
CO Start:	2.27	2.39	2.25	2.34		0.567	0.179		0.000	
CO Running:	5.18	4.79	4.60	4.72		0.597	0.268		0.000	
CO Total Exhaust:	7.45	7.18	6.85	7.06	12.08	1.164	0.447	3.581	0.00	7.273

Veh. Type:	LDGT1	LDGT2	LDGT3	LDGT4	LDDT12	LDDT34
VMT Mix:	0.1120	0.0506	0.0478	0.0478	0.0014	0.0063
Composite Emission Factors (g/mi):						
Composite CO :	7.02	7.55	6.79	6.91	0.436	0.449
Exhaust emissions (g/mi):						
CO Start:	2.32	2.56	2.22	2.28	0.202	0.174
CO Running:	4.70	4.98	4.58	4.63	0.234	0.275
CO Total Exhaust:	7.02	7.55	6.79	6.91	0.436	0.449

Veh. Type:	HDGV2B	HDGV3	HDGV4	HDGV5	HDGV6	HDGV7	HDGV8A	HDGV8B
VMT Mix:	0.0000	0.0000	0.0000	0.0000	0.0000	0.0000	0.0000	0.0000
Composite Emission Factors (g/mi):								
Composite CO :	0.00	0.00	0.00	0.00	0.00	0.00	0.00	0.00
Exhaust emissions (g/mi):								
CO Total Exhaust:	0.00	0.00	0.00	0.00	0.00	0.00	0.00	0.00

Veh. Type:	HDDV2B	HDDV3	HDDV4	HDDV5	HDDV6	HDDV7	HDDV8A	HDDV8B
VMT Mix:	0.0000	0.0000	0.0000	0.0000	0.0000	0.0000	0.0000	0.0000
Composite Emission Factors (g/mi):								
Composite CO :	0.000	0.000	0.000	0.000	0.000	0.000	0.000	0.000
Exhaust emissions (g/mi):								
CO Total Exhaust:	0.000	0.000	0.000	0.000	0.000	0.000	0.000	0.000

Veh. Type:	GasBUS	URBAN	SCHOOL
VMT Mix:	0.0008	0.0030	0.0022
Composite Emission Factors (g/mi):			
Composite CO :	12.08	5.082	1.536

Exhaust emissions (g/mi):
CO Total Exhaust: 12.08 5.082 1.536

* #
* HSS No-Build PM-FDR SB: 75th-64th Streets
* File 1, Run 1, Scenario 5.
* #

M581 Warning:
The user supplied freeway average speed of 39.8
will be used for all hours of the day. 100% of VMT
has been assigned to the freeway roadway type for
all hours of the day and all vehicle types.

M615 Comment:
User supplied VMT mix.

* Reading start SOAK distribution from the following external
* data file: SOAKDST.9HC

M112 warning:
Wintertime Reformulated Gasoline Rules Apply

M 48 warning:
there are no sales for vehicle class HDGV8b

LEV phase-in data read from file LEV2.D
Calendar Year: 2010
Month: Jan.
Altitude: Low
Minimum Temperature: 50.0 (F)
Maximum Temperature: 50.0 (F)
Absolute Humidity: 75. grains/lb
Fuel Sulfur Content: 30. ppm

Exhaust I/M Program: Yes
Evap I/M Program: Yes
ATP Program: Yes
Reformulated Gas: Yes

Vehicle Type: / GVWR:	LDGV	LDGT12 <6000	LDGT34 >6000	LDGT (All)	HDGV	LDDV	LDDT	HDDV	MC	All Veh
VMT Distribution:	0.6597	0.2052	0.1220		0.0003	0.0013	0.0098	0.0017	0.0000	1.0000
Composite Emission Factors (g/mi):										
Composite CO :	7.24	6.98	6.65	6.86	12.26	1.184	0.455	3.700	0.00	7.032
Exhaust emissions (g/mi):										
CO Start:	2.27	2.39	2.25	2.34		0.567	0.179		0.000	
CO Running:	4.96	4.59	4.40	4.52		0.617	0.277		0.000	
CO Total Exhaust:	7.24	6.98	6.65	6.86	12.26	1.184	0.455	3.700	0.00	7.032

Veh. Type:	LDGT1	LDGT2	LDGT3	LDGT4	LDDT12	LDDT34
VMT Mix:	0.1408	0.0644	0.0610	0.0610	0.0018	0.0080
Composite Emission Factors (g/mi):						
Composite CO :	6.82	7.33	6.59	6.71	0.444	0.458

Exhaust emissions (g/mi):

CO Start:	2.32	2.56	2.22	2.28	0.202	0.174
CO Running:	4.50	4.77	4.38	4.43	0.242	0.285
CO Total Exhaust:	6.82	7.33	6.59	6.71	0.444	0.458

Veh. Type:	HDGV2B	HDGV3	HDGV4	HDGV5	HDGV6	HDGV7	HDGV8A	HDGV8B
VMT Mix:	0.0000	0.0000	0.0000	0.0000	0.0000	0.0000	0.0000	0.0000

Composite Emission Factors (g/mi):

Composite CO :	0.00	0.00	0.00	0.00	0.00	0.00	0.00	0.00

Exhaust emissions (g/mi):

CO Total Exhaust:	0.00	0.00	0.00	0.00	0.00	0.00	0.00	0.00

Veh. Type:	HDDV2B	HDDV3	HDDV4	HDDV5	HDDV6	HDDV7	HDDV8A	HDDV8B
VMT Mix:	0.0000	0.0000	0.0000	0.0000	0.0000	0.0000	0.0000	0.0000

Composite Emission Factors (g/mi):

Composite CO :	0.000	0.000	0.000	0.000	0.000	0.000	0.000	0.000

Exhaust emissions (g/mi):

CO Total Exhaust:	0.000	0.000	0.000	0.000	0.000	0.000	0.000	0.000

Veh. Type:	GasBUS	URBAN	SCHOOL
VMT Mix:	0.0003	0.0010	0.0007

Composite Emission Factors (g/mi):

Composite CO :	12.26	5.251	1.586

Exhaust emissions (g/mi):

CO Total Exhaust:	12.26	5.251	1.586

```
* # # # # # # # # # # # # # # # # # # # # # # # # #
* HSS No-Build PM-FDR Service Rd: 73rd-68th Streets
* File 1, Run 1, Scenario 6.
* # # # # # # # # # # # # # # # # # # # # # # # # #
  M583 Warning:
            The user supplied arterial average speed of 26.9
            will be used for all hours of the day.  100% of VMT
            has been assigned to the arterial/collector roadway
            type for all hours of the day and all vehicle types.
  M615 Comment:
                User supplied VMT mix.

* Reading start SOAK distribution from the following external
* data file: SOAKDST.9L
  M112 Warning:
                Wintertime Reformulated Gasoline Rules Apply
  M 48 Warning:
              there are no sales for vehicle class HDGV8b

 LEV phase-in data read from file LEV2.D
```

Calendar Year: 2010
Month: Jan.
Altitude: Low
Minimum Temperature: 50.0 (F)
Maximum Temperature: 50.0 (F)
Absolute Humidity: 75. grains/lb
Fuel Sulfur Content: 30. ppm

Exhaust I/M Program: Yes
Evap I/M Program: Yes
ATP Program: Yes
Reformulated Gas: Yes

Vehicle Type: / GVWR:	LDGV	LDGT12 <6000	LDGT34 >6000	LDGT (All)	HDGV	LDDV	LDDT	HDDV	MC	All Veh
VMT Distribution:	0.6487	0.2498	0.0863		0.0021	0.0013	0.0078	0.0039	0.0000	1.0000
Composite Emission Factors (g/mi):										
Composite CO :	8.48	8.23	7.86	8.14	9.65	1.605	0.621	0.941	0.00	8.265
Exhaust emissions (g/mi):										
CO Start:	3.88	4.02	3.80	3.97		0.727	0.232		0.000	
CO Running:	4.59	4.21	4.06	4.17		0.878	0.388		0.000	
CO Total Exhaust:	8.48	8.23	7.86	8.14	9.65	1.605	0.621	0.941	0.00	8.265

Veh. Type:	LDGT1	LDGT2	LDGT3	LDGT4	LDDT12	LDDT34
VMT Mix:	0.2042	0.0456	0.0432	0.0432	0.0022	0.0057
Composite Emission Factors (g/mi):						
Composite CO :	8.12	8.75	7.78	7.93	0.603	0.627
Exhaust emissions (g/mi):						
CO Start:	3.95	4.34	3.75	3.85	0.258	0.222
CO Running:	4.17	4.41	4.04	4.08	0.344	0.405
CO Total Exhaust:	8.12	8.75	7.78	7.93	0.603	0.627

Veh. Type:	HDGV2B	HDGV3	HDGV4	HDGV5	HDGV6	HDGV7	HDGV8A	HDGV8B
VMT Mix:	0.0008	0.0006	0.0003	0.0002	0.0001	0.0001	0.0000	0.0000
Composite Emission Factors (g/mi):								
Composite CO :	7.28	9.40	8.99	12.78	17.89	17.03	0.00	0.00
Exhaust emissions (g/mi):								
CO Total Exhaust:	7.28	9.40	8.99	12.78	17.89	17.03	0.00	0.00

Veh. Type:	HDDV2B	HDDV3	HDDV4	HDDV5	HDDV6	HDDV7	HDDV8A	HDDV8B
VMT Mix:	0.0002	0.0004	0.0007	0.0008	0.0009	0.0009	0.0000	0.0000
Composite Emission Factors (g/mi):								
Composite CO :	0.564	0.660	0.799	0.839	1.028	1.259	0.000	0.000

Exhaust emissions (g/mi):

					HSSNB			
CO Total Exhaust:	0.564	0.660	0.799	0.839	1.028	1.259	0.000	0.000

Veh. Type:	GasBUS	URBAN	SCHOOL
VMT Mix:	0.0000	0.0000	0.0000

Composite Emission Factors (g/mi):

Composite CO :	0.00	0.000	0.000

Exhaust emissions (g/mi):

CO Total Exhaust:	0.00	0.000	0.000

```
MOBILE6 INPUT FILE :
* Input file for - HSS Platform Air Quality Analysis

POLLUTANTS          : CO
SPREADSHEET         :

RUN DATA

EXPAND BUS EFS      :
EXPAND LDT EFS      :
EXPAND HDDV EFS     :
EXPAND HDGV EFS     :
EXPAND EXHAUST      :

STAGE II REFUELING :
89 1 77 77

ANTI-TAMP PROG      :
84 84 50 22222 22222222 2 11 098 22212222
I/M DESC FILE       : NYimTEST.d
START DIST          : C61sdist.d

REG DIST            : C3_NYreg.d
DIESEL FRACTIONS    :
0.0004 0.0002 0.0003 0.0011 0.0009 0.0005 0.0005 0.0005 0.0002 0.0004
0.0006 0.0010 0.0005 0.0003 0.0002 0.0040 0.0033 0.0183 0.0352 0.0636
0.0918 0.0800 0.0558 0.0325 0.0045
0.0017 0.0035 0.0066 0.0100 0.0078 0.0069 0.0047 0.0074 0.0088 0.0110
0.0081 0.0083 0.0084 0.0064 0.0068 0.0109 0.0086 0.0183 0.0236 0.0348
0.0475 0.0443 0.0365 0.0140 0.0030
0.0017 0.0035 0.0066 0.0100 0.0078 0.0069 0.0047 0.0074 0.0088 0.0110
0.0081 0.0083 0.0084 0.0064 0.0068 0.0109 0.0086 0.0183 0.0235 0.0348
0.0475 0.0443 0.0364 0.0140 0.0030
0.0371 0.0413 0.0576 0.0496 0.0485 0.0666 0.0569 0.0613 0.0681 0.0682
0.0655 0.0721 0.0774 0.0576 0.0545 0.0635 0.0752 0.0689 0.1116 0.1054
0.0825 0.0380 0.0222 0.0035 0.0043
0.0371 0.0413 0.0576 0.0496 0.0485 0.0666 0.0569 0.0613 0.0681 0.0682
0.0655 0.0721 0.0774 0.0576 0.0547 0.0634 0.0752 0.0689 0.1115 0.1056
0.0817 0.0372 0.0224 0.0035 0.0043
0.1388 0.1125 0.1146 0.1410 0.1065 0.1433 0.1471 0.1714 0.1804 0.1878
0.1959 0.1659 0.1381 0.1556 0.1233 0.1385 0.1238 0.0880 0.1146 0.1501
0.1367 0.0655 0.0368 0.0170 0.0050
0.3539 0.3886 0.4016 0.4444 0.4214 0.4249 0.4216 0.3837 0.4354 0.4177
0.4516 0.3891 0.3722 0.3051 0.2482 0.2720 0.2274 0.1959 0.3168 0.1814
0.2402 0.3237 0.0952 0.1077 0.0596
0.7373 0.7215 0.6996 0.6752 0.6969 0.6555 0.7700 0.6629 0.5736 0.6067
0.5978 0.4406 0.4670 0.3643 0.2517 0.2995 0.3503 0.1818 0.3947 0.3800
0.3509 0.2642 0.0167 0.0638 0.0439
0.8603 0.8795 0.8293 0.8295 0.8141 0.7997 0.8316 0.7597 0.7504 0.7031
0.6815 0.6695 0.5302 0.5520 0.4387 0.3997 0.3230 0.4051 0.3978 0.4023
0.3158 0.4786 0.3000 0.1533 0.0700
0.9309 0.9164 0.8897 0.9108 0.8489 0.7971 0.8075 0.7628 0.8030 0.7958
0.7642 0.8420 0.7074 0.7470 0.6381 0.7189 0.6323 0.7029 0.6600 0.6923
0.7156 0.7143 0.3806 0.6544 0.1018
0.9615 0.9572 0.9326 0.9382 0.9214 0.8364 0.8822 0.8709 0.8830 0.9105
0.8176 0.8139 0.8327 0.7612 0.7470 0.7697 0.7795 0.7507 0.7028 0.6103
0.7368 0.5432 0.6053 0.4539 0.1779
```

```
0.9758 0.9705 0.9333 0.9463 0.9173 0.9345 0.9120 0.9305 0.8827 0.9065
0.8910 0.8470 0.8859 0.8989 0.8706 0.8537 0.8879 0.8868 0.8776 0.8729
0.8856 0.8626 0.9082 0.7754 0.4123
1.0000 1.0000 1.0000 1.0000 1.0000 1.0000 1.0000 1.0000 1.0000 1.0000
1.0000 1.0000 1.0000 1.0000 1.0000 1.0000 1.0000 1.0000 1.0000 1.0000
1.0000 1.0000 1.0000 1.0000 1.0000
0.7099 0.8358 0.8963 0.9236 0.8672 0.8457 0.8808 0.8167 0.7747 0.8551
0.8259 0.8166 0.8369 0.7741 0.7359 0.5495 0.6685 0.7624 0.6171 0.5395
0.8509 0.8369 0.9074 0.4565 0.6319

MILE ACCUM RATE     : NY_Mile.d

SEASON              : 2
MIN/MAX TEMP        : 50 50

FUEL PROGRAM        : 2 N
FUEL RVP            : 15.0

T2 EXH PHASE-IN     : L2EXH.d
T2 EVAP PHASE-IN    : L2EVAP.d
T2 CERT             : L2CERT.d
94+ LDG IMP         : LEV2.d

SCENARIO REC        : HSS No-Build AM-FDR NB: 64th-75th Streets
CALENDAR YEAR       : 2010
EVALUATION MONTH    : 1
AVERAGE SPEED       : 41.3 Non-Ramp
VMT FRACTIONS       :
0.724 0.110 0.050 0.050 0.050 0.000 0.000 0.000
0.000 0.000 0.000 0.000 0.000 0.008 0.008 0.000
SOAK DISTRIBUTION   : SOAKDST.9HC

SCENARIO REC        : HSS No-Build AM-FDR SB: 75th-64th Streets
CALENDAR YEAR       : 2010
EVALUATION MONTH    : 1
AVERAGE SPEED       : 35.6 Non-Ramp
VMT FRACTIONS       :
0.666 0.154 0.060 0.060 0.060 0.000 0.000 0.000
0.000 0.000 0.000 0.000 0.000 0.000 0.000 0.000
SOAK DISTRIBUTION   : SOAKDST.9HC

SCENARIO REC        : HSS No-Build AM-FDR Service Rd: 73rd-68th Streets
CALENDAR YEAR       : 2010
EVALUATION MONTH    : 1
AVERAGE SPEED       : 25.6 Arterial
VMT FRACTIONS       :
0.581 0.259 0.050 0.050 0.050 0.001 0.001 0.001
0.001 0.001 0.001 0.000 0.000 0.002 0.002 0.000
SOAK DISTRIBUTION   : SOAKDST.9L

SCENARIO REC        : HSS No-Build PM-FDR NB: 64th-75th Streets
CALENDAR YEAR       : 2010
EVALUATION MONTH    : 1
AVERAGE SPEED       : 42.6 Non-Ramp
VMT FRACTIONS       :
0.728 0.113 0.051 0.051 0.051 0.000 0.000 0.000
0.000 0.000 0.000 0.000 0.000 0.003 0.003 0.000
```

```
SOAK DISTRIBUTION   : SOAKDST.9HC

SCENARIO REC        : HSS No-Build PM-FDR SB: 75th-64th Streets
CALENDAR YEAR       : 2010
EVALUATION MONTH    : 1
AVERAGE SPEED       : 39.8 Non-Ramp
VMT FRACTIONS       :
0.661 0.142 0.065 0.065 0.065 0.000 0.000 0.000
0.000 0.000 0.000 0.000 0.000 0.001 0.001 0.000
SOAK DISTRIBUTION   : SOAKDST.9HC

SCENARIO REC        : HSS No-Build PM-FDR Service Rd: 73rd-68th Streets
CALENDAR YEAR       : 2010
EVALUATION MONTH    : 1
AVERAGE SPEED       : 26.9 Arterial
VMT FRACTIONS       :
0.650 0.206 0.046 0.046 0.046 0.001 0.001 0.001
0.001 0.001 0.001 0.000 0.000 0.000 0.000 0.000
SOAK DISTRIBUTION   : SOAKDST.9L


END OF RUN
```

```
*******************************************************************************
* MOBILE6.2.03 (24-Sep-2003)                                                  *
* Input file: HSSBD.INP (file 1, run 1).                                      *
*******************************************************************************
  M601 Comment:
               User has enabled STAGE II REFUELING.


* Reading I/M program description records from the following external
* data file: NYIMTEST.D

* Reading non-default I/M CUTPOINTS from the following external
* data file: FINALCUT.D

* Reading hourly start distribution from the following external
* data file: 061SDIST.D

* Reading Registration Distributions from the following external
* data file: 03_NYREG.D
  M614 Comment:
               User supplied diesel sale fractions.

* Reading non-default MILEAGE ACCUMULATION RATES from the following external
* data file: NY_MILE.D
  M616 Comment:
               User has supplied post-1999 sulfur levels.

  Reading User Supplied Tier2 Exhaust bin phase-in fractions

     Data read from file: L2EXH.d


  Reading User Supplied Tier2 EVAP phase-in fractions

     Data read from file: L2EVAP.d


  Reading User Supplied Tier2 50K certification standards

     Data read from file: L2CERT.d


* Reading 94+ LEV IMPLEMENTATION SCHEDULE from the following external
* data file: LEV2.D

* # # # # # # # # # # # # # # # # # # # # # # # # # # #
* HSS Build AM-FDR NB: 64th-75th Streets
* File 1, Run 1, Scenario 1.
* # # # # # # # # # # # # # # # # # # # # # # # # # # #
  M581 Warning:
            The user supplied freeway average speed of 41.3
            will be used for all hours of the day. 100% of VMT
            has been assigned to the freeway roadway type for
            all hours of the day and all vehicle types.
  M615 Comment:
               User supplied VMT mix.

* Reading start SOAK distribution from the following external
```

```
* data file: SOAKDST.9HC
  M112 Warning:
               Wintertime Reformulated Gasoline Rules Apply
*** I/M credits for Tech1&2 vehicles were read from the following external
    data file: TECH12.D
  M 48 Warning:
               there are no sales for vehicle class HDGV8b

 LEV phase-in data read from file LEV2.D
                     Calendar Year:  2010
                             Month:  Jan.
                          Altitude:  Low
                Minimum Temperature:  50.0 (F)
                Maximum Temperature:  50.0 (F)
                  Absolute Humidity:   75. grains/lb
                Fuel Sulfur Content:   30. ppm

                Exhaust I/M Program:  Yes
                   Evap I/M Program:  Yes
                       ATP Program:  Yes
                  Reformulated Gas:  Yes
```

Vehicle Type: / GVWR:	LDGV	LDGT12 <6000	LDGT34 >6000	LDGT (All)	HDGV	LDDV	LDDT	HDDV	MC	All Veh
VMT Distribution:	0.7225	0.1586	0.0938		0.0021	0.0015	0.0075	0.0139	0.0000	1.0000
Composite Emission Factors (g/mi):										
Composite CO :	7.35	7.09	6.76	6.97	12.15	1.173	0.450	3.632	0.00	7.155
Exhaust emissions (g/mi):										
CO Start:	2.27	2.39	2.25	2.34		0.567	0.179		0.000	
CO Running:	5.08	4.70	4.51	4.63		0.605	0.272		0.000	
CO Total Exhaust:	7.35	7.09	6.76	6.97	12.15	1.173	0.450	3.632	0.00	7.155

Veh. Type:	LDGT1	LDGT2	LDGT3	LDGT4	LDDT12	LDDT34
VMT Mix:	0.1091	0.0496	0.0469	0.0469	0.0014	0.0062
Composite Emission Factors (g/mi):						
Composite CO :	6.93	7.45	6.70	6.82	0.439	0.453
Exhaust emissions (g/mi):						
CO Start:	2.32	2.56	2.22	2.28	0.202	0.174
CO Running:	4.61	4.89	4.49	4.54	0.238	0.279
CO Total Exhaust:	6.93	7.45	6.70	6.82	0.439	0.453

Veh. Type:	HDGV2B	HDGV3	HDGV4	HDGV5	HDGV6	HDGV7	HDGV8A	HDGV8B
VMT Mix:	0.0000	0.0000	0.0000	0.0000	0.0000	0.0000	0.0000	0.0000
Composite Emission Factors (g/mi):								
Composite CO :	0.00	0.00	0.00	0.00	0.00	0.00	0.00	0.00
Exhaust emissions (g/mi):								
CO Total Exhaust:	0.00	0.00	0.00	0.00	0.00	0.00	0.00	0.00

Veh. Type:	HDDV2B	HDDV3	HDDV4	HDDV5	HDDV6	HDDV7	HDDV8A	HDDV8B
VMT Mix:	0.0000	0.0000	0.0000	0.0000	0.0000	0.0000	0.0000	0.0000
Composite Emission Factors (g/mi):								
Composite CO :	0.000	0.000	0.000	0.000	0.000	0.000	0.000	0.000
Exhaust emissions (g/mi):								
CO Total Exhaust:	0.000	0.000	0.000	0.000	0.000	0.000	0.000	0.000

Veh. Type:	GasBUS	URBAN	SCHOOL
VMT Mix:	0.0021	0.0080	0.0059
Composite Emission Factors (g/mi):			
Composite CO :	12.15	5.155	1.557
Exhaust emissions (g/mi):			
CO Total Exhaust:	12.15	5.155	1.557

```
* # # # # # # # # # # # # # # # # # # # # # # # # #
* HSS Build AM-FDR SB: 75th-64th Streets
* File 1, Run 1, Scenario 2.
* # # # # # # # # # # # # # # # # # # # # # # # # #
  M581 Warning:
            The user supplied freeway average speed of 35.6
            will be used for all hours of the day. 100% of VMT
            has been assigned to the freeway roadway type for
            all hours of the day and all vehicle types.
  M615 Comment:
              User supplied VMT mix.

* Reading start SOAK distribution from the following external
* data file: SOAKDST.9HC
  M112 Warning:
              Wintertime Reformulated Gasoline Rules Apply
  M 48 Warning:
             there are no sales for vehicle class HDGV8b

 LEV phase-in data read from file LEV2.D
                     Calendar Year:  2010
                             Month:  Jan.
                          Altitude:  Low
               Minimum Temperature:  50.0 (F)
               Maximum Temperature:  50.0 (F)
                 Absolute Humidity:   75. grains/lb
               Fuel Sulfur Content:   30. ppm

               Exhaust I/M Program:  Yes
                  Evap I/M Program:  Yes
                       ATP Program:  Yes
                  Reformulated Gas:  Yes
```

Vehicle Type:	LDGV	LDGT12	LDGT34	LDGT	HDGV	LDDV	LDDT	HDDV	MC	All Veh
GVWR:		<6000	>6000	(All)						

					HSSBD					
VMT Distribution:	0.6647	0.2122	0.1126		0.0000	0.0013	0.0092	0.0000	0.0000	1.0000
Composite Emission Factors (g/mi):										
Composite CO :	6.93	6.67	6.37	6.57	0.00	1.237	0.479	0.000	0.00	6.741
Exhaust emissions (g/mi):										
CO Start:	2.27	2.38	2.25	2.34		0.567	0.179		0.000	
CO Running:	4.65	4.29	4.12	4.23		0.670	0.300		0.000	
CO Total Exhaust:	6.93	6.67	6.37	6.57	0.00	1.237	0.479	0.000	0.00	6.741

Veh. Type:	LDGT1	LDGT2	LDGT3	LDGT4	LDDT12	LDDT34
VMT Mix:	0.1527	0.0595	0.0563	0.0563	0.0018	0.0074
Composite Emission Factors (g/mi):						
Composite CO :	6.53	7.03	6.31	6.42	0.464	0.483
Exhaust emissions (g/mi):						
CO Start:	2.32	2.56	2.22	2.28	0.202	0.174
CO Running:	4.22	4.47	4.09	4.14	0.263	0.309
CO Total Exhaust:	6.53	7.03	6.31	6.42	0.464	0.483

Veh. Type:	HDGV2B	HDGV3	HDGV4	HDGV5	HDGV6	HDGV7	HDGV8A	HDGV8B
VMT Mix:	0.0000	0.0000	0.0000	0.0000	0.0000	0.0000	0.0000	0.0000
Composite Emission Factors (g/mi):								
Composite CO :	0.00	0.00	0.00	0.00	0.00	0.00	0.00	0.00
Exhaust emissions (g/mi):								
CO Total Exhaust:	0.00	0.00	0.00	0.00	0.00	0.00	0.00	0.00

Veh. Type:	HDDV2B	HDDV3	HDDV4	HDDV5	HDDV6	HDDV7	HDDV8A	HDDV8B
VMT Mix:	0.0000	0.0000	0.0000	0.0000	0.0000	0.0000	0.0000	0.0000
Composite Emission Factors (g/mi):								
Composite CO :	0.000	0.000	0.000	0.000	0.000	0.000	0.000	0.000
Exhaust emissions (g/mi):								
CO Total Exhaust:	0.000	0.000	0.000	0.000	0.000	0.000	0.000	0.000

Veh. Type:	GasBUS	URBAN	SCHOOL
VMT Mix:	0.0000	0.0000	0.0000
Composite Emission Factors (g/mi):			
Composite CO :	0.00	0.000	0.000
Exhaust emissions (g/mi):			
CO Total Exhaust:	0.00	0.000	0.000

* #
* HSS Build AM-FDR Service Rd: 73rd-68th Streets
* File 1, Run 1, Scenario 3.

```
* # # # # # # # # # # # # # # # # # # # # # # # #
  M583 Warning:
            The user supplied arterial average speed of 25.6
            will be used for all hours of the day.  100% of VMT
            has been assigned to the arterial/collector roadway
            type for all hours of the day and all vehicle types.
  M615 Comment:
              User supplied VMT mix.

* Reading start SOAK distribution from the following external
* data file: SOAKDST.9L
  M112 Warning:
              Wintertime Reformulated Gasoline Rules Apply
  M 48 Warning:
              there are no sales for vehicle class HDGV8b

 LEV phase-in data read from file LEV2.D
                     Calendar Year:  2010
                             Month:  Jan.
                          Altitude:  Low
                 Minimum Temperature:  50.0 (F)
                 Maximum Temperature:  50.0 (F)
                   Absolute Humidity:   75. grains/lb
                 Fuel Sulfur Content:   30. ppm

                 Exhaust I/M Program:  Yes
                    Evap I/M Program:  Yes
                         ATP Program:  Yes
                    Reformulated Gas:  Yes
```

Vehicle Type: / GVWR:	LDGV	LDGT12 <6000	LDGT34 >6000	LDGT (All)	HDGV	LDDV	LDDT	HDDV	MC	All Veh
VMT Distribution:	0.5798	0.3064	0.0938		0.0026	0.0012	0.0088	0.0074	0.0000	1.0000
Composite Emission Factors (g/mi):										
Composite CO :	8.51	8.25	7.88	8.16	11.70	1.651	0.641	3.129	0.00	8.262
Exhaust emissions (g/mi):										
CO Start:	3.88	4.02	3.80	3.96		0.727	0.233		0.000	
CO Running:	4.63	4.23	4.09	4.20		0.924	0.407		0.000	
CO Total Exhaust:	8.51	8.25	7.88	8.16	11.70	1.651	0.641	3.129	0.00	8.262

Veh. Type:	LDGT1	LDGT2	LDGT3	LDGT4	LDDT12	LDDT34
VMT Mix:	0.2568	0.0496	0.0469	0.0469	0.0026	0.0062
Composite Emission Factors (g/mi):						
Composite CO :	8.15	8.78	7.81	7.96	0.621	0.649
Exhaust emissions (g/mi):						
CO Start:	3.95	4.34	3.75	3.85	0.258	0.222
CO Running:	4.20	4.44	4.06	4.11	0.363	0.426
CO Total Exhaust:	8.15	8.78	7.81	7.96	0.621	0.649

Veh. Type:	HDGV2B	HDGV3	HDGV4	HDGV5	HDGV6	HDGV7	HDGV8A	HDGV8B

Veh. Type:	HDDV2B	HDDV3	HDDV4	HDDV5	HDDV6	HDDV7	HDDV8A	HDDV8B
VMT Mix:	0.0008	0.0006	0.0003	0.0002	0.0001	0.0001	0.0000	0.0000
Composite Emission Factors (g/mi):								
Composite CO :	7.66	9.89	9.46	13.45	18.82	17.92	0.00	0.00
Exhaust emissions (g/mi):								
CO Total Exhaust:	7.66	9.89	9.46	13.45	18.82	17.92	0.00	0.00

Veh. Type:	HDDV2B	HDDV3	HDDV4	HDDV5	HDDV6	HDDV7	HDDV8A	HDDV8B
VMT Mix:	0.0002	0.0004	0.0007	0.0008	0.0009	0.0009	0.0000	0.0000
Composite Emission Factors (g/mi):								
Composite CO :	0.594	0.695	0.841	0.883	1.082	1.326	0.000	0.000
Exhaust emissions (g/mi):								
CO Total Exhaust:	0.594	0.695	0.841	0.883	1.082	1.326	0.000	0.000

Veh. Type:	GasBUS	URBAN	SCHOOL
VMT Mix:	0.0005	0.0020	0.0015
Composite Emission Factors (g/mi):			
Composite CO :	17.76	7.868	2.377
Exhaust emissions (g/mi):			
CO Total Exhaust:	17.76	7.868	2.377

```
* # # # # # # # # # # # # # # # # # # # # # # # # # # # # #
* HSS Build PM-FDR NB: 64th-75th Streets
* File 1, Run 1, Scenario 4.
* # # # # # # # # # # # # # # # # # # # # # # # # # # # # #
  M581 Warning:
            The user supplied freeway average speed of 42.6
            will be used for all hours of the day. 100% of VMT
            has been assigned to the freeway roadway type for
            all hours of the day and all vehicle types.
  M615 Comment:
              User supplied VMT mix.

* Reading start SOAK distribution from the following external
* data file: SOAKDST.9HC
  M112 Warning:
              Wintertime Reformulated Gasoline Rules Apply
  M 48 Warning:
              there are no sales for vehicle class HDGV8b

 LEV phase-in data read from file LEV2.D
                    Calendar Year:  2010
                            Month:  Jan.
                         Altitude:  Low
               Minimum Temperature:  50.0 (F)
               Maximum Temperature:  50.0 (F)
                 Absolute Humidity:   75. grains/lb
               Fuel Sulfur Content:   30. ppm
```

Exhaust I/M Program: Yes
Evap I/M Program: Yes
ATP Program: Yes
Reformulated Gas: Yes

Vehicle Type: / GVWR:	LDGV	LDGT12 <6000	LDGT34 >6000	LDGT (All)	HDGV	LDDV	LDDT	HDDV	MC	All Veh
VMT Distribution:	0.7265	0.1626	0.0957		0.0008	0.0015	0.0077	0.0052	0.0000	1.0000
Composite Emission Factors (g/mi):										
Composite CO :	7.45	7.18	6.85	7.06	12.08	1.164	0.447	3.581	0.00	7.273
Exhaust emissions (g/mi):										
CO Start:	2.27	2.39	2.25	2.34		0.567	0.179		0.000	
CO Running:	5.18	4.79	4.60	4.72		0.597	0.268		0.000	
CO Total Exhaust:	7.45	7.18	6.85	7.06	12.08	1.164	0.447	3.581	0.00	7.273

Veh. Type:	LDGT1	LDGT2	LDGT3	LDGT4	LDDT12	LDDT34
VMT Mix:	0.1120	0.0506	0.0478	0.0478	0.0014	0.0063
Composite Emission Factors (g/mi):						
Composite CO :	7.02	7.55	6.79	6.91	0.436	0.449
Exhaust emissions (g/mi):						
CO Start:	2.32	2.56	2.22	2.28	0.202	0.174
CO Running:	4.70	4.98	4.58	4.63	0.234	0.275
CO Total Exhaust:	7.02	7.55	6.79	6.91	0.436	0.449

Veh. Type:	HDGV2B	HDGV3	HDGV4	HDGV5	HDGV6	HDGV7	HDGV8A	HDGV8B
VMT Mix:	0.0000	0.0000	0.0000	0.0000	0.0000	0.0000	0.0000	0.0000
Composite Emission Factors (g/mi):								
Composite CO :	0.00	0.00	0.00	0.00	0.00	0.00	0.00	0.00
Exhaust emissions (g/mi):								
CO Total Exhaust:	0.00	0.00	0.00	0.00	0.00	0.00	0.00	0.00

Veh. Type:	HDDV2B	HDDV3	HDDV4	HDDV5	HDDV6	HDDV7	HDDV8A	HDDV8B
VMT Mix:	0.0000	0.0000	0.0000	0.0000	0.0000	0.0000	0.0000	0.0000
Composite Emission Factors (g/mi):								
Composite CO :	0.000	0.000	0.000	0.000	0.000	0.000	0.000	0.000
Exhaust emissions (g/mi):								
CO Total Exhaust:	0.000	0.000	0.000	0.000	0.000	0.000	0.000	0.000

Veh. Type:	GasBUS	URBAN	SCHOOL
VMT Mix:	0.0008	0.0030	0.0022
Composite Emission Factors (g/mi):			
Composite CO :	12.08	5.082	1.536

Exhaust emissions (g/mi):
CO Total Exhaust: 12.08 5.082 1.536

* #
* HSS Build PM-FDR SB: 75th-64th Streets
* File 1, Run 1, Scenario 5.
* #
M581 Warning:
The user supplied freeway average speed of 39.8
will be used for all hours of the day. 100% of VMT
has been assigned to the freeway roadway type for
all hours of the day and all vehicle types.
M615 Comment:
User supplied VMT mix.

* Reading start SOAK distribution from the following external
* data file: SOAKDST.9HC
M112 Warning:
Wintertime Reformulated Gasoline Rules Apply
M 48 Warning:
there are no sales for vehicle class HDGV8b

LEV phase-in data read from file LEV2.D
Calendar Year: 2010
Month: Jan.
Altitude: Low
Minimum Temperature: 50.0 (F)
Maximum Temperature: 50.0 (F)
Absolute Humidity: 75. grains/lb
Fuel Sulfur Content: 30. ppm

Exhaust I/M Program: Yes
Evap I/M Program: Yes
ATP Program: Yes
Reformulated Gas: Yes

Vehicle Type: / GVWR:	LDGV	LDGT12 <6000	LDGT34 >6000	LDGT (All)	HDGV	LDDV	LDDT	HDDV	MC	All Veh
VMT Distribution:	0.6597	0.2052	0.1220		0.0003	0.0013	0.0008	0.0017	0.0000	1.0000
Composite Emission Factors (g/mi):										
Composite CO :	7.24	6.98	6.65	6.86	12.26	1.184	0.455	3.700	0.00	7.032
Exhaust emissions (g/mi):										
CO Start:	2.27	2.39	2.25	2.34		0.567	0.179		0.000	
CO Running:	4.96	4.59	4.40	4.52		0.617	0.277		0.000	
CO Total Exhaust:	7.24	6.98	6.65	6.86	12.26	1.184	0.455	3.700	0.00	7.032

Veh. Type:	LDGT1	LDGT2	LDGT3	LDGT4	LDDT12	LDDT34
VMT Mix:	0.1408	0.0644	0.0610	0.0610	0.0018	0.0080
Composite Emission Factors (g/mi):						
Composite CO :	6.82	7.33	6.59	6.71	0.444	0.458

Exhaust emissions (g/mi):

CO Start:	2.32	2.56	2.22	2.28	0.202	0.174
CO Running:	4.50	4.77	4.38	4.43	0.242	0.285
CO Total Exhaust:	6.82	7.33	6.59	6.71	0.444	0.458

Veh. Type:	HDGV2B	HDGV3	HDGV4	HDGV5	HDGV6	HDGV7	HDGV8A	HDGV8B
VMT Mix:	0.0000	0.0000	0.0000	0.0000	0.0000	0.0000	0.0000	0.0000

Composite Emission Factors (g/mi):

Composite CO :	0.00	0.00	0.00	0.00	0.00	0.00	0.00	0.00

Exhaust emissions (g/mi):

CO Total Exhaust:	0.00	0.00	0.00	0.00	0.00	0.00	0.00	0.00

Veh. Type:	HDDV2B	HDDV3	HDDV4	HDDV5	HDDV6	HDDV7	HDDV8A	HDDV8B
VMT Mix:	0.0000	0.0000	0.0000	0.0000	0.0000	0.0000	0.0000	0.0000

Composite Emission Factors (g/mi):

Composite CO :	0.000	0.000	0.000	0.000	0.000	0.000	0.000	0.000

Exhaust emissions (g/mi):

CO Total Exhaust:	0.000	0.000	0.000	0.000	0.000	0.000	0.000	0.000

Veh. Type:	GasBUS	URBAN	SCHOOL
VMT Mix:	0.0003	0.0010	0.0007

Composite Emission Factors (g/mi):

Composite CO :	12.26	5.251	1.586

Exhaust emissions (g/mi):

CO Total Exhaust:	12.26	5.251	1.586

```
* # # # # # # # # # # # # # # # # # # # # # # # # #
* HSS Build PM-FDR Service Rd: 73rd-68th Streets
* File 1, Run 1, Scenario 6.
* # # # # # # # # # # # # # # # # # # # # # # # # #
  M583 Warning:
            The user supplied arterial average speed of 26.9
            will be used for all hours of the day.  100% of VMT
            has been assigned to the arterial/collector roadway
            type for all hours of the day and all vehicle types.
  M615 Comment:
               User supplied VMT mix.

* Reading start SOAK distribution from the following external
* data file: SOAKDST.9L
  M112 Warning:
               Wintertime Reformulated Gasoline Rules Apply
  M 48 Warning:
              there are no sales for vehicle class HDGV8b

 LEV phase-in data read from file LEV2.D
```

Calendar Year: 2010
Month: Jan.
Altitude: Low
Minimum Temperature: 50.0 (F)
Maximum Temperature: 50.0 (F)
Absolute Humidity: 75. grains/lb
Fuel Sulfur Content: 30. ppm

Exhaust I/M Program: Yes
Evap I/M Program: Yes
ATP Program: Yes
Reformulated Gas: Yes

Vehicle Type: / GVWR:	LDGV	LDGT12 <6000	LDGT34 >6000	LDGT (All)	HDGV	LDDV	LDDT	HDDV	MC	All Veh
VMT Distribution:	0.6487	0.2498	0.0863		0.0021	0.0013	0.0078	0.0039	0.0000	1.0000
Composite Emission Factors (g/mi):										
Composite CO :	8.48	8.23	7.86	8.14	9.65	1.605	0.621	0.941	0.00	8.265
Exhaust emissions (g/mi):										
CO Start:	3.88	4.02	3.80	3.97		0.727	0.232		0.000	
CO Running:	4.59	4.21	4.06	4.17		0.878	0.388		0.000	
CO Total Exhaust:	8.48	8.23	7.86	8.14	9.65	1.605	0.621	0.941	0.00	8.265

Veh. Type:	LDGT1	LDGT2	LDGT3	LDGT4	LDDT12	LDDT34
VMT Mix:	0.2042	0.0456	0.0432	0.0432	0.0022	0.0057
Composite Emission Factors (g/mi):						
Composite CO :	8.12	8.75	7.78	7.93	0.603	0.627
Exhaust emissions (g/mi):						
CO Start:	3.95	4.34	3.75	3.85	0.258	0.222
CO Running:	4.17	4.41	4.04	4.08	0.344	0.405
CO Total Exhaust:	8.12	8.75	7.78	7.93	0.603	0.627

Veh. Type:	HDGV2B	HDGV3	HDGV4	HDGV5	HDGV6	HDGV7	HDGV8A	HDGV8B
VMT Mix:	0.0008	0.0006	0.0003	0.0002	0.0001	0.0001	0.0000	0.0000
Composite Emission Factors (g/mi):								
Composite CO :	7.28	9.40	8.99	12.78	17.89	17.03	0.00	0.00
Exhaust emissions (g/mi):								
CO Total Exhaust:	7.28	9.40	8.99	12.78	17.89	17.03	0.00	0.00

Veh. Type:	HDDV2B	HDDV3	HDDV4	HDDV5	HDDV6	HDDV7	HDDV8A	HDDV8B
VMT Mix:	0.0002	0.0004	0.0007	0.0008	0.0009	0.0009	0.0000	0.0000
Composite Emission Factors (g/mi):								
Composite CO :	0.564	0.660	0.799	0.839	1.028	1.259	0.000	0.000

Exhaust emissions (g/mi):

					HSSBD			
CO Total Exhaust:	0.564	0.660	0.799	0.839	1.028	1.259	0.000	0.000

Veh. Type:	GasBUS	URBAN	SCHOOL
VMT Mix:	0.0000	0.0000	0.0000

Composite Emission Factors (g/mi):

Composite CO :	0.00	0.000	0.000

Exhaust emissions (g/mi):

CO Total Exhaust:	0.00	0.000	0.000

AERMOD Outputs

```
CO STARTING
   TITLEONE  HSS FDR 68-71St Platform AQ-Existing Condition
   MODELOPT  CONC DFAULT  FLAT
   AVERTIME  1  8
   POLLUTID  CO
   RUNORNOT  RUN
   URBANOPT  1500000
   ERRORFIL  ERRORS.OUT
   FLAGPOLE  1.8
CO FINISHED

SO STARTING
** Source Location              X      Y     Z
** Parameters:                 -----  -----  ----
** FDR Northbound
   LOCATION  BLOCK1   VOLUME    7.3    0.7   0.
   LOCATION  BLOCK2   VOLUME   12.8    8.8   0.
   LOCATION  BLOCK3   VOLUME   18.3   16.9   0.
   LOCATION  BLOCK4   VOLUME   23.9   24.9   0.
   LOCATION  BLOCK5   VOLUME   29.4   33.0   0.
   LOCATION  BLOCK6   VOLUME   34.9   41.0   0.
   LOCATION  BLOCK7   VOLUME   40.4   49.1   0.
   LOCATION  BLOCK8   VOLUME   45.9   57.1   0.
   LOCATION  BLOCK9   VOLUME   51.4   65.2   0.
   LOCATION  BLOCK10  VOLUME   56.9   73.3   0.
   LOCATION  BLOCK11  VOLUME   62.4   81.3   0.
   LOCATION  BLOCK12  VOLUME   67.9   89.4   0.
   LOCATION  BLOCK13  VOLUME   73.5   97.4   0.
   LOCATION  BLOCK14  VOLUME   79.0  105.5   0.
   LOCATION  BLOCK15  VOLUME   84.5  113.5   0.
   LOCATION  BLOCK16  VOLUME   90.0  121.6   0.
   LOCATION  BLOCK17  VOLUME   95.5  129.6   0.
   LOCATION  BLOCK18  VOLUME  101.0  137.7   0.
   LOCATION  BLOCK19  VOLUME  106.5  145.8   0.
   LOCATION  BLOCK20  VOLUME  112.0  153.8   0.
   LOCATION  BLOCK21  VOLUME  117.5  161.9   0.
   LOCATION  BLOCK22  VOLUME  123.0  169.9   0.
   LOCATION  BLOCK23  VOLUME  128.6  178.0   0.
   LOCATION  BLOCK24  VOLUME  134.1  186.0   0.

** FDR Southbound
   LOCATION  BLOCK30  VOLUME   -1.8    7.3   0.
   LOCATION  BLOCK31  VOLUME    3.7   15.4   0.
   LOCATION  BLOCK32  VOLUME    9.2   23.4   0.
   LOCATION  BLOCK33  VOLUME   14.7   31.5   0.
   LOCATION  BLOCK34  VOLUME   20.2   39.5   0.
   LOCATION  BLOCK35  VOLUME   25.7   47.6   0.
   LOCATION  BLOCK36  VOLUME   31.2   55.6   0.
   LOCATION  BLOCK37  VOLUME   36.8   63.7   0.
   LOCATION  BLOCK38  VOLUME   42.3   71.8   0.
   LOCATION  BLOCK39  VOLUME   47.8   79.8   0.
   LOCATION  BLOCK40  VOLUME   53.3   87.9   0.
   LOCATION  BLOCK41  VOLUME   58.8   95.9   0.
   LOCATION  BLOCK42  VOLUME   64.3  104.0   0.
   LOCATION  BLOCK43  VOLUME   69.8  112.0   0.
   LOCATION  BLOCK44  VOLUME   75.3  120.1   0.
   LOCATION  BLOCK45  VOLUME   80.8  128.2   0.
   LOCATION  BLOCK46  VOLUME   86.4  136.2   0.
   LOCATION  BLOCK47  VOLUME   91.9  144.3   0.
```

```
   LOCATION   BLOCK48   VOLUME   97.4   152.3   0.
   LOCATION   BLOCK49   VOLUME  102.9   160.4   0.
   LOCATION   BLOCK50   VOLUME  108.4   168.4   0.
   LOCATION   BLOCK51   VOLUME  113.9   176.5   0.
   LOCATION   BLOCK52   VOLUME  119.4   184.6   0.
   LOCATION   BLOCK53   VOLUME  124.9   192.6   0.
   URBANSRC BLOCK1-BLOCK24
   URBANSRC BLOCK30-BLOCK53

** Volume Source        Rate   Height    Sy    Sz
** Parameters:          ------  -----   -----  -----
** FDR Northbound
   SRCPARAM   BLOCK1   0.0450   2.6     4.5   2.4
   SRCPARAM   BLOCK2   0.0450   2.6     4.5   2.4
   SRCPARAM   BLOCK3   0.0450   2.6     4.5   2.4
   SRCPARAM   BLOCK4   0.0450   2.6     4.5   2.4
   SRCPARAM   BLOCK5   0.0450   2.6     4.5   2.4
   SRCPARAM   BLOCK6   0.0450   2.6     4.5   2.4
   SRCPARAM   BLOCK7   0.0450   2.6     4.5   2.4
   SRCPARAM   BLOCK8   0.0450   2.6     4.5   2.4
   SRCPARAM   BLOCK9   0.0450   2.6     4.5   2.4
   SRCPARAM   BLOCK10  0.0450   2.6     4.5   2.4
   SRCPARAM   BLOCK11  0.0450   2.6     4.5   2.4
   SRCPARAM   BLOCK12  0.0450   2.6     4.5   2.4
   SRCPARAM   BLOCK13  0.0450   2.6     4.5   2.4
   SRCPARAM   BLOCK14  0.0450   2.6     4.5   2.4
   SRCPARAM   BLOCK15  0.0450   2.6     4.5   2.4
   SRCPARAM   BLOCK16  0.0450   2.6     4.5   2.4
   SRCPARAM   BLOCK17  0.0450   2.6     4.5   2.4
   SRCPARAM   BLOCK18  0.0450   2.6     4.5   2.4
   SRCPARAM   BLOCK19  0.0450   2.6     4.5   2.4
   SRCPARAM   BLOCK20  0.0450   2.6     4.5   2.4
   SRCPARAM   BLOCK21  0.0450   2.6     4.5   2.4
   SRCPARAM   BLOCK22  0.0450   2.6     4.5   2.4
   SRCPARAM   BLOCK23  0.0450   2.6     4.5   2.4
   SRCPARAM   BLOCK24  0.0450   2.6     4.5   2.4

** FDR Southbound with Service Road addition
   SRCPARAM   BLOCK30  0.0495   2.6     4.5   2.4
   SRCPARAM   BLOCK31  0.0495   2.6     4.5   2.4
   SRCPARAM   BLOCK32  0.0495   2.6     4.5   2.4
   SRCPARAM   BLOCK33  0.0495   2.6     4.5   2.4
   SRCPARAM   BLOCK34  0.0495   2.6     4.5   2.4
   SRCPARAM   BLOCK35  0.0495   2.6     4.5   2.4
   SRCPARAM   BLOCK36  0.0495   2.6     4.5   2.4
   SRCPARAM   BLOCK37  0.0495   2.6     4.5   2.4
   SRCPARAM   BLOCK38  0.0495   2.6     4.5   2.4
   SRCPARAM   BLOCK39  0.0495   2.6     4.5   2.4
   SRCPARAM   BLOCK40  0.0495   2.6     4.5   2.4
   SRCPARAM   BLOCK41  0.0495   2.6     4.5   2.4
   SRCPARAM   BLOCK42  0.0495   2.6     4.5   2.4
   SRCPARAM   BLOCK43  0.0495   2.6     4.5   2.4
   SRCPARAM   BLOCK44  0.0495   2.6     4.5   2.4
   SRCPARAM   BLOCK45  0.0495   2.6     4.5   2.4
   SRCPARAM   BLOCK46  0.0495   2.6     4.5   2.4
   SRCPARAM   BLOCK47  0.0495   2.6     4.5   2.4
   SRCPARAM   BLOCK48  0.0495   2.6     4.5   2.4
   SRCPARAM   BLOCK49  0.0495   2.6     4.5   2.4
   SRCPARAM   BLOCK50  0.0495   2.6     4.5   2.4
```

```
   SRCPARAM  BLOCK51  0.0495   2.6     4.5   2.4
   SRCPARAM  BLOCK52  0.0495   2.6     4.5   2.4
   SRCPARAM  BLOCK53  0.0495   2.6     4.5   2.4

   SRCGROUP  ALL
SO FINISHED

RE STARTING
   ELEVUNIT METERS
** Receptor     X              Y
** Location  ------    ------
   DISCCART     10.4      -7.1
   DISCCART     14.6      -1.1
   DISCCART     18.8       5.0
   DISCCART     23.0      11.2
   DISCCART     27.2      17.3
   DISCCART     31.4      23.5
   DISCCART     35.6      29.6
   DISCCART     39.8      35.7
   DISCCART     44.0      41.9
   DISCCART     48.2      48.0
   DISCCART     52.4      54.2
   DISCCART     56.6      60.3
   DISCCART     60.8      66.4
   DISCCART     65.0      72.6
   DISCCART     69.2      78.7
   DISCCART     73.4      84.9
   DISCCART     77.6      91.0
   DISCCART     81.8      97.2
   DISCCART     86.0     103.3
   DISCCART     90.2     109.4
   DISCCART     94.4     115.6
   DISCCART     98.6     121.7
   DISCCART    102.8     127.9
   DISCCART    107.0     134.0
   DISCCART    111.2     140.1
   DISCCART    115.4     146.3
   DISCCART    119.6     152.4
   DISCCART    123.8     158.6
   DISCCART    128.0     164.7
   DISCCART    132.2     170.8
   DISCCART    136.4     177.0
   DISCCART    140.6     183.1
   DISCCART    144.8     189.3
   DISCCART    149.0     195.4
   DISCCART    153.2     201.6
   DISCCART    157.4     207.7
   DISCCART    161.6     213.8
   DISCCART    165.8     220.0
   DISCCART    170.0     226.1
   DISCCART    174.2     232.3
   DISCCART    178.4     238.4
   DISCCART    182.6     244.5
   DISCCART    186.8     250.7
   DISCCART    191.0     256.8
   DISCCART    195.2     263.0
   DISCCART    199.4     269.1
   DISCCART    203.6     275.3
   DISCCART    207.8     281.4
```

```
   DISCCART   212.0    287.5
   DISCCART   216.2    293.7
   DISCCART   220.4    299.8
   DISCCART   224.6    306.0
   DISCCART   228.8    312.1
   DISCCART   233.0    318.2
   DISCCART   237.2    324.4
   DISCCART   241.4    330.5
   DISCCART     6.2    -13.4
   DISCCART     2.0    -19.5
   DISCCART    -2.2    -25.7
   DISCCART    -6.4    -31.8

RE FINISHED

ME STARTING
   SURFFILE  LGAOKX00.SFC
   PROFFILE  LGAOKX00.PFL
   SURFDATA  14732  2000  LA GUARDIA
   UAIRDATA  94703  2000  BROOKHAVEN
   PROFBASE  0.0
ME FINISHED

OU STARTING
   RECTABLE  ALLAVE  FIRST-SECOND
   MAXTABLE  ALLAVE  10
OU FINISHED


 *** Message Summary For AERMOD Model Setup ***

 --------- Summary of Total Messages --------

A Total of            0 Fatal Error Message(s)
A Total of           61 Warning Message(s)
A Total of            0 Informational Message(s)


   ******** FATAL ERROR MESSAGES ********
              *** NONE ***


   ********   WARNING MESSAGES   ********
CO W206     3 MODOPT:Regulatory DFAULT Overrides Non-DFAULT Option For  FLAT
RE W228   130 DISCAR:Default(s) Used for Missing Parameters on Keyword  DISCCART
RE W228   131 DISCAR:Default(s) Used for Missing Parameters on Keyword  DISCCART
RE W228   132 DISCAR:Default(s) Used for Missing Parameters on Keyword  DISCCART
RE W228   133 DISCAR:Default(s) Used for Missing Parameters on Keyword  DISCCART
RE W228   134 DISCAR:Default(s) Used for Missing Parameters on Keyword  DISCCART
RE W228   135 DISCAR:Default(s) Used for Missing Parameters on Keyword  DISCCART
RE W228   136 DISCAR:Default(s) Used for Missing Parameters on Keyword  DISCCART
RE W228   137 DISCAR:Default(s) Used for Missing Parameters on Keyword  DISCCART
RE W228   138 DISCAR:Default(s) Used for Missing Parameters on Keyword  DISCCART
RE W228   139 DISCAR:Default(s) Used for Missing Parameters on Keyword  DISCCART
RE W228   140 DISCAR:Default(s) Used for Missing Parameters on Keyword  DISCCART
RE W228   141 DISCAR:Default(s) Used for Missing Parameters on Keyword  DISCCART
RE W228   142 DISCAR:Default(s) Used for Missing Parameters on Keyword  DISCCART
RE W228   143 DISCAR:Default(s) Used for Missing Parameters on Keyword  DISCCART
RE W228   144 DISCAR:Default(s) Used for Missing Parameters on Keyword  DISCCART
```

```
RE W228   145 DISCAR:Default(s) Used for Missing Parameters on Keyword  DISCCART
RE W228   146 DISCAR:Default(s) Used for Missing Parameters on Keyword  DISCCART
RE W228   147 DISCAR:Default(s) Used for Missing Parameters on Keyword  DISCCART
RE W228   148 DISCAR:Default(s) Used for Missing Parameters on Keyword  DISCCART
RE W228   149 DISCAR:Default(s) Used for Missing Parameters on Keyword  DISCCART
RE W228   150 DISCAR:Default(s) Used for Missing Parameters on Keyword  DISCCART
RE W228   151 DISCAR:Default(s) Used for Missing Parameters on Keyword  DISCCART
RE W228   152 DISCAR:Default(s) Used for Missing Parameters on Keyword  DISCCART
RE W228   153 DISCAR:Default(s) Used for Missing Parameters on Keyword  DISCCART
RE W228   154 DISCAR:Default(s) Used for Missing Parameters on Keyword  DISCCART
RE W228   155 DISCAR:Default(s) Used for Missing Parameters on Keyword  DISCCART
RE W228   156 DISCAR:Default(s) Used for Missing Parameters on Keyword  DISCCART
RE W228   157 DISCAR:Default(s) Used for Missing Parameters on Keyword  DISCCART
RE W228   158 DISCAR:Default(s) Used for Missing Parameters on Keyword  DISCCART
RE W228   159 DISCAR:Default(s) Used for Missing Parameters on Keyword  DISCCART
RE W228   160 DISCAR:Default(s) Used for Missing Parameters on Keyword  DISCCART
RE W228   161 DISCAR:Default(s) Used for Missing Parameters on Keyword  DISCCART
RE W228   162 DISCAR:Default(s) Used for Missing Parameters on Keyword  DISCCART
RE W228   163 DISCAR:Default(s) Used for Missing Parameters on Keyword  DISCCART
RE W228   164 DISCAR:Default(s) Used for Missing Parameters on Keyword  DISCCART
RE W228   165 DISCAR:Default(s) Used for Missing Parameters on Keyword  DISCCART
RE W228   166 DISCAR:Default(s) Used for Missing Parameters on Keyword  DISCCART
RE W228   167 DISCAR:Default(s) Used for Missing Parameters on Keyword  DISCCART
RE W228   168 DISCAR:Default(s) Used for Missing Parameters on Keyword  DISCCART
RE W228   169 DISCAR:Default(s) Used for Missing Parameters on Keyword  DISCCART
RE W228   170 DISCAR:Default(s) Used for Missing Parameters on Keyword  DISCCART
RE W228   171 DISCAR:Default(s) Used for Missing Parameters on Keyword  DISCCART
RE W228   172 DISCAR:Default(s) Used for Missing Parameters on Keyword  DISCCART
RE W228   173 DISCAR:Default(s) Used for Missing Parameters on Keyword  DISCCART
RE W228   174 DISCAR:Default(s) Used for Missing Parameters on Keyword  DISCCART
RE W228   175 DISCAR:Default(s) Used for Missing Parameters on Keyword  DISCCART
RE W228   176 DISCAR:Default(s) Used for Missing Parameters on Keyword  DISCCART
RE W228   177 DISCAR:Default(s) Used for Missing Parameters on Keyword  DISCCART
RE W228   178 DISCAR:Default(s) Used for Missing Parameters on Keyword  DISCCART
RE W228   179 DISCAR:Default(s) Used for Missing Parameters on Keyword  DISCCART
RE W228   180 DISCAR:Default(s) Used for Missing Parameters on Keyword  DISCCART
RE W228   181 DISCAR:Default(s) Used for Missing Parameters on Keyword  DISCCART
RE W228   182 DISCAR:Default(s) Used for Missing Parameters on Keyword  DISCCART
RE W228   183 DISCAR:Default(s) Used for Missing Parameters on Keyword  DISCCART
RE W228   184 DISCAR:Default(s) Used for Missing Parameters on Keyword  DISCCART
RE W228   185 DISCAR:Default(s) Used for Missing Parameters on Keyword  DISCCART
RE W228   186 DISCAR:Default(s) Used for Missing Parameters on Keyword  DISCCART
RE W228   187 DISCAR:Default(s) Used for Missing Parameters on Keyword  DISCCART
RE W228   188 DISCAR:Default(s) Used for Missing Parameters on Keyword  DISCCART
RE W228   189 DISCAR:Default(s) Used for Missing Parameters on Keyword  DISCCART

**********************************
*** SETUP Finishes Successfully ***
**********************************
```

CONC DFAULT ELEV FLGPOL

*** MODEL SETUP OPTIONS SUMMARY ***

**Model Is Setup For Calculation of Average CONCentration Values.

-- DEPOSITION LOGIC --
**Model Uses NO DRY DEPLETION. DDPLETE = F
**Model Uses NO WET DEPLETION. WDPLETE = F
**NO GAS DRY DEPOSITION Data Provided.

**Model Uses URBAN Dispersion Algorithm for the SBL for 48 Source(s).
The Urban Population = 1500000.0 ; Urban Roughness Length = 1.000 m

**Model Uses Regulatory DEFAULT Options:
1. Stack-tip Downwash.
2. Model Accounts for ELEVated Terrain Effects.
3. Use Calms Processing Routine.
4. Use Missing Data Processing Routine.
5. "Upper Bound" Values for Supersquat Buildings.
6. No Exponential Decay for URBAN/Non-SO2

**Model Accepts FLAGPOLE Receptor Heights.

**Model Calculates 2 Short Term Average(s) of: 1-HR 8-HR

**This Run Includes: 48 Source(s); 1 Source Group(s); and 60 Receptor(s)

**The Model Assumes A Pollutant Type of: CO

**Model Set To Continue RUNning After the Setup Testing.

**Output Options Selected:
Model Outputs Tables of Highest Short Term Values by Receptor (RECTABLE Keyword)
Model Outputs Tables of Overall Maximum Short Term Values (MAXTABLE Keyword)

**NOTE: The Following Flags May Appear Following CONC Values: c for Calm Hours
m for Missing Hours
b for Both Calm and Missing Hours

**Misc. Inputs: Base Elev. for Pot. Temp. Profile (m MSL) = 0.00 ; Decay Coef. = 0.000 ; Rot. Angle = 0.0
Emission Units = GRAMS/SEC ; Emission Rate Unit Factor = 0.10000E+07
Output Units = MICROGRAMS/M**3

**Approximate Storage Requirements of Model = 1.3 MB of RAM.

**Detailed Error/Message File: ERRORS.OUT

**MODELOPTs:
CONC DFAULT ELEV FLGPOL

*** VOLUME SOURCE DATA ***

SOURCE ID	NUMBER PART. CATS.	EMISSION RATE (GRAMS/SEC)	X (METERS)	Y (METERS)	BASE ELEV. (METERS)	RELEASE HEIGHT (METERS)	INIT. SY (METERS)	INIT. SZ (METERS)	URBAN SOURCE	EMISSION RATE SCALAR VARY BY
BLOCK1	0	0.45000E-01	7.3	0.7	0.0	2.60	4.50	2.40	YES	
BLOCK2	0	0.45000E-01	12.8	8.8	0.0	2.60	4.50	2.40	YES	
BLOCK3	0	0.45000E-01	18.3	16.9	0.0	2.60	4.50	2.40	YES	
BLOCK4	0	0.45000E-01	23.9	24.9	0.0	2.60	4.50	2.40	YES	
BLOCK5	0	0.45000E-01	29.4	33.0	0.0	2.60	4.50	2.40	YES	
BLOCK6	0	0.45000E-01	34.9	41.0	0.0	2.60	4.50	2.40	YES	
BLOCK7	0	0.45000E-01	40.4	49.1	0.0	2.60	4.50	2.40	YES	
BLOCK8	0	0.45000E-01	45.9	57.1	0.0	2.60	4.50	2.40	YES	
BLOCK9	0	0.45000E-01	51.4	65.2	0.0	2.60	4.50	2.40	YES	
BLOCK10	0	0.45000E-01	56.9	73.3	0.0	2.60	4.50	2.40	YES	
BLOCK11	0	0.45000E-01	62.4	81.3	0.0	2.60	4.50	2.40	YES	
BLOCK12	0	0.45000E-01	67.9	89.4	0.0	2.60	4.50	2.40	YES	
BLOCK13	0	0.45000E-01	73.5	97.4	0.0	2.60	4.50	2.40	YES	
BLOCK14	0	0.45000E-01	79.0	105.5	0.0	2.60	4.50	2.40	YES	
BLOCK15	0	0.45000E-01	84.5	113.5	0.0	2.60	4.50	2.40	YES	
BLOCK16	0	0.45000E-01	90.0	121.6	0.0	2.60	4.50	2.40	YES	
BLOCK17	0	0.45000E-01	95.5	129.6	0.0	2.60	4.50	2.40	YES	
BLOCK18	0	0.45000E-01	101.0	137.7	0.0	2.60	4.50	2.40	YES	
BLOCK19	0	0.45000E-01	106.5	145.8	0.0	2.60	4.50	2.40	YES	
BLOCK20	0	0.45000E-01	112.0	153.8	0.0	2.60	4.50	2.40	YES	
BLOCK21	0	0.45000E-01	117.5	161.9	0.0	2.60	4.50	2.40	YES	
BLOCK22	0	0.45000E-01	123.0	169.9	0.0	2.60	4.50	2.40	YES	
BLOCK23	0	0.45000E-01	128.6	178.0	0.0	2.60	4.50	2.40	YES	
BLOCK24	0	0.45000E-01	134.1	186.0	0.0	2.60	4.50	2.40	YES	
BLOCK30	0	0.49500E-01	-1.8	7.3	0.0	2.60	4.50	2.40	YES	
BLOCK31	0	0.49500E-01	3.7	15.4	0.0	2.60	4.50	2.40	YES	
BLOCK32	0	0.49500E-01	9.2	23.4	0.0	2.60	4.50	2.40	YES	
BLOCK33	0	0.49500E-01	14.7	31.5	0.0	2.60	4.50	2.40	YES	
BLOCK34	0	0.49500E-01	20.2	39.5	0.0	2.60	4.50	2.40	YES	
BLOCK35	0	0.49500E-01	25.7	47.6	0.0	2.60	4.50	2.40	YES	
BLOCK36	0	0.49500E-01	31.2	55.6	0.0	2.60	4.50	2.40	YES	
BLOCK37	0	0.49500E-01	36.8	63.7	0.0	2.60	4.50	2.40	YES	
BLOCK38	0	0.49500E-01	42.3	71.8	0.0	2.60	4.50	2.40	YES	
BLOCK39	0	0.49500E-01	47.8	79.8	0.0	2.60	4.50	2.40	YES	
BLOCK40	0	0.49500E-01	53.3	87.9	0.0	2.60	4.50	2.40	YES	
BLOCK41	0	0.49500E-01	58.8	95.9	0.0	2.60	4.50	2.40	YES	
BLOCK42	0	0.49500E-01	64.3	104.0	0.0	2.60	4.50	2.40	YES	
BLOCK43	0	0.49500E-01	69.8	112.0	0.0	2.60	4.50	2.40	YES	
BLOCK44	0	0.49500E-01	75.3	120.1	0.0	2.60	4.50	2.40	YES	
BLOCK45	0	0.49500E-01	80.8	128.2	0.0	2.60	4.50	2.40	YES	

**MODELOPTs:
CONC DFAULT ELEV FLGPOL

*** VOLUME SOURCE DATA ***

SOURCE ID	NUMBER PART. CATS.	EMISSION RATE (GRAMS/SEC)	X (METERS)	Y (METERS)	BASE ELEV. (METERS)	RELEASE HEIGHT (METERS)	INIT. SY (METERS)	INIT. SZ (METERS)	URBAN SOURCE	EMISSION RATE SCALAR VARY BY
BLOCK46	0	0.49500E-01	86.4	136.2	0.0	2.60	4.50	2.40	YES	
BLOCK47	0	0.49500E-01	91.9	144.3	0.0	2.60	4.50	2.40	YES	
BLOCK48	0	0.49500E-01	97.4	152.3	0.0	2.60	4.50	2.40	YES	
BLOCK49	0	0.49500E-01	102.9	160.4	0.0	2.60	4.50	2.40	YES	
BLOCK50	0	0.49500E-01	108.4	168.4	0.0	2.60	4.50	2.40	YES	
BLOCK51	0	0.49500E-01	113.9	176.5	0.0	2.60	4.50	2.40	YES	
BLOCK52	0	0.49500E-01	119.4	184.6	0.0	2.60	4.50	2.40	YES	
BLOCK53	0	0.49500E-01	124.9	192.6	0.0	2.60	4.50	2.40	YES	

**MODELOPTs:
CONC DFAULT ELEV FLGPOL

*** SOURCE IDs DEFINING SOURCE GROUPS ***

GROUP ID	SOURCE IDs
ALL	BLOCK1 , BLOCK2 , BLOCK3 , BLOCK4 , BLOCK5 , BLOCK6 , BLOCK7 , BLOCK8 , BLOCK9 , BLOCK10 , BLOCK11 , BLOCK12 , BLOCK13 , BLOCK14 , BLOCK15 , BLOCK16 , BLOCK17 , BLOCK18 , BLOCK19 , BLOCK20 , BLOCK21 , BLOCK22 , BLOCK23 , BLOCK24 , BLOCK30 , BLOCK31 , BLOCK32 , BLOCK33 , BLOCK34 , BLOCK35 , BLOCK36 , BLOCK37 , BLOCK38 , BLOCK39 , BLOCK40 , BLOCK41 , BLOCK42 , BLOCK43 , BLOCK44 , BLOCK45 , BLOCK46 , BLOCK47 , BLOCK48 , BLOCK49 , BLOCK50 , BLOCK51 , BLOCK52 , BLOCK53 ,

**MODELOPTs:
CONC DFAULT ELEV FLGPOL

*** DISCRETE CARTESIAN RECEPTORS ***
(X-COORD, Y-COORD, ZELEV, ZHILL, ZFLAG)
(METERS)

(	10.4,	-7.1,	0.0,	0.0,	1.8);	(	14.6,	-1.1,	0.0,	0.0,	1.8);
(	18.8,	5.0,	0.0,	0.0,	1.8);	(	23.0,	11.2,	0.0,	0.0,	1.8);
(	27.2,	17.3,	0.0,	0.0,	1.8);	(	31.4,	23.5,	0.0,	0.0,	1.8);
(	35.6,	29.6,	0.0,	0.0,	1.8);	(	39.8,	35.7,	0.0,	0.0,	1.8);
(	44.0,	41.9,	0.0,	0.0,	1.8);	(	48.2,	48.0,	0.0,	0.0,	1.8);
(	52.4,	54.2,	0.0,	0.0,	1.8);	(	56.6,	60.3,	0.0,	0.0,	1.8);
(	60.8,	66.4,	0.0,	0.0,	1.8);	(	65.0,	72.6,	0.0,	0.0,	1.8);
(	69.2,	78.7,	0.0,	0.0,	1.8);	(	73.4,	84.9,	0.0,	0.0,	1.8);
(	77.6,	91.0,	0.0,	0.0,	1.8);	(	81.8,	97.2,	0.0,	0.0,	1.8);
(	86.0,	103.3,	0.0,	0.0,	1.8);	(	90.2,	109.4,	0.0,	0.0,	1.8);
(	94.4,	115.6,	0.0,	0.0,	1.8);	(	98.6,	121.7,	0.0,	0.0,	1.8);
(	102.8,	127.9,	0.0,	0.0,	1.8);	(	107.0,	134.0,	0.0,	0.0,	1.8);
(	111.2,	140.1,	0.0,	0.0,	1.8);	(	115.4,	146.3,	0.0,	0.0,	1.8);
(	119.6,	152.4,	0.0,	0.0,	1.8);	(	123.8,	158.6,	0.0,	0.0,	1.8);
(	128.0,	164.7,	0.0,	0.0,	1.8);	(	132.2,	170.8,	0.0,	0.0,	1.8);
(	136.4,	177.0,	0.0,	0.0,	1.8);	(	140.6,	183.1,	0.0,	0.0,	1.8);
(	144.8,	189.3,	0.0,	0.0,	1.8);	(	149.0,	195.4,	0.0,	0.0,	1.8);
(	153.2,	201.6,	0.0,	0.0,	1.8);	(	157.4,	207.7,	0.0,	0.0,	1.8);
(	161.6,	213.8,	0.0,	0.0,	1.8);	(	165.8,	220.0,	0.0,	0.0,	1.8);
(	170.0,	226.1,	0.0,	0.0,	1.8);	(	174.2,	232.3,	0.0,	0.0,	1.8);
(	178.4,	238.4,	0.0,	0.0,	1.8);	(	182.6,	244.5,	0.0,	0.0,	1.8);
(	186.8,	250.7,	0.0,	0.0,	1.8);	(	191.0,	256.8,	0.0,	0.0,	1.8);
(	195.2,	263.0,	0.0,	0.0,	1.8);	(	199.4,	269.1,	0.0,	0.0,	1.8);
(	203.6,	275.3,	0.0,	0.0,	1.8);	(	207.8,	281.4,	0.0,	0.0,	1.8);
(	212.0,	287.5,	0.0,	0.0,	1.8);	(	216.2,	293.7,	0.0,	0.0,	1.8);
(	220.4,	299.8,	0.0,	0.0,	1.8);	(	224.6,	306.0,	0.0,	0.0,	1.8);
(	228.8,	312.1,	0.0,	0.0,	1.8);	(	233.0,	318.2,	0.0,	0.0,	1.8);
(	237.2,	324.4,	0.0,	0.0,	1.8);	(	241.4,	330.5,	0.0,	0.0,	1.8);
(	6.2,	-13.4,	0.0,	0.0,	1.8);	(	2.0,	-19.5,	0.0,	0.0,	1.8);
(	-2.2,	-25.7,	0.0,	0.0,	1.8);	(	-6.4,	-31.8,	0.0,	0.0,	1.8);

**MODELOPTs:
CONC DFAULT ELEV FLGPOL

* SOURCE-RECEPTOR COMBINATIONS FOR WHICH CALCULATIONS MAY NOT BE PERFORMED *
LESS THAN 1.0 METER OR WITHIN OPEN PIT SOURCE

SOURCE ID	- - RECEPTOR LOCATION - - XR (METERS)	YR (METERS)	DISTANCE (METERS)
BLOCK1	10.4	-7.1	-1.28
BLOCK1	14.6	-1.1	-2.16
BLOCK2	14.6	-1.1	0.39
BLOCK2	18.8	5.0	-2.57
BLOCK2	23.0	11.2	0.80
BLOCK3	23.0	11.2	-2.29
BLOCK3	27.2	17.3	-0.77
BLOCK4	27.2	17.3	-1.39
BLOCK4	31.4	23.5	-2.05
BLOCK5	31.4	23.5	0.03
BLOCK5	35.6	29.6	-2.60
BLOCK6	39.8	35.7	-2.46
BLOCK6	44.0	41.9	-0.53
BLOCK7	44.0	41.9	-1.63
BLOCK7	48.2	48.0	-1.80
BLOCK8	48.2	48.0	-0.29
BLOCK8	52.4	54.2	-2.56
BLOCK9	56.6	60.3	-2.53
BLOCK9	60.8	66.4	-0.20
BLOCK10	60.8	66.4	-1.75
BLOCK10	65.0	72.6	-1.54
BLOCK11	65.0	72.6	-0.59
BLOCK11	69.2	78.7	-2.39
BLOCK12	73.4	84.9	-2.57
BLOCK12	77.6	91.0	0.16
BLOCK13	77.6	91.0	-2.07
BLOCK13	81.8	97.2	-1.37
BLOCK14	81.8	97.2	-0.92
BLOCK14	86.0	103.3	-2.34
BLOCK15	86.0	103.3	0.63
BLOCK15	90.2	109.4	-2.65
BLOCK15	94.4	115.6	0.45
BLOCK16	94.4	115.6	-2.23
BLOCK16	98.6	121.7	-1.07
BLOCK17	98.6	121.7	-1.19
BLOCK17	102.8	127.9	-2.18
BLOCK18	102.8	127.9	0.29
BLOCK18	107.0	134.0	-2.63
BLOCK18	111.2	140.1	0.80
BLOCK19	111.2	140.1	-2.29

**MODELOPTs:
CONC DFAULT ELEV FLGPOL

* SOURCE-RECEPTOR COMBINATIONS FOR WHICH CALCULATIONS MAY NOT BE PERFORMED *
LESS THAN 1.0 METER OR WITHIN OPEN PIT SOURCE

SOURCE ID	- - RECEPTOR LOCATION - - XR (METERS)	YR (METERS)	DISTANCE (METERS)
BLOCK19	115.4	146.3	-0.76
BLOCK20	115.4	146.3	-1.44
BLOCK20	119.6	152.4	-1.95
BLOCK21	119.6	152.4	0.05
BLOCK21	123.8	158.6	-2.56
BLOCK22	128.0	164.7	-2.46
BLOCK22	132.2	170.8	-0.43
BLOCK23	132.2	170.8	-1.63
BLOCK23	136.4	177.0	-1.81
BLOCK24	136.4	177.0	-0.39
BLOCK24	140.6	183.1	-2.56

**MODELOPTs:
CONC DFAULT ELEV FLGPOL

*** METEOROLOGICAL DAYS SELECTED FOR PROCESSING ***
(1=YES; 0=NO)

```
1 1 1 1 1 1 1 1 1 1   1 1 1 1 1 1 1 1 1 1   1 1 1 1 1 1 1 1 1 1   1 1 1 1 1 1 1 1 1 1   1 1 1 1 1 1 1 1 1 1
1 1 1 1 1 1 1 1 1 1   1 1 1 1 1 1 1 1 1 1   1 1 1 1 1 1 1 1 1 1   1 1 1 1 1 1 1 1 1 1   1 1 1 1 1 1 1 1 1 1
1 1 1 1 1 1 1 1 1 1   1 1 1 1 1 1 1 1 1 1   1 1 1 1 1 1 1 1 1 1   1 1 1 1 1 1 1 1 1 1   1 1 1 1 1 1 1 1 1 1
1 1 1 1 1 1 1 1 1 1   1 1 1 1 1 1 1 1 1 1   1 1 1 1 1 1 1 1 1 1   1 1 1 1 1 1 1 1 1 1   1 1 1 1 1 1 1 1 1 1
1 1 1 1 1 1 1 1 1 1   1 1 1 1 1 1 1 1 1 1   1 1 1 1 1 1 1 1 1 1   1 1 1 1 1 1 1 1 1 1   1 1 1 1 1 1 1 1 1 1
1 1 1 1 1 1 1 1 1 1   1 1 1 1 1 1 1 1 1 1   1 1 1 1 1 1 1 1 1 1   1 1 1 1 1 1 1 1 1 1   1 1 1 1 1 1 1 1 1 1
1 1 1 1 1 1 1 1 1 1   1 1 1 1 1 1 1 1 1 1   1 1 1 1 1 1 1 1 1 1   1 1 1 1 1 1 1 1 1 1   1 1 1 1 1 1 1 1 1 1
1 1 1 1 1 1 1 1 1 1   1 1 1 1 1 1 1 1 1 1   1 1 1 1 1 1 1 1 1 1   1 1 1 1 1 1 1 1 1 1   1 1 1 1 1 1 1 1 1 1
1 1 1 1 1 1 1 1 1 1   1 1 1 1 1 1 1
```

METEOROLOGICAL DATA PROCESSED BETWEEN START DATE: 0 0 0 0
AND END DATE: 9999 99 99 24

NOTE: METEOROLOGICAL DATA ACTUALLY PROCESSED WILL ALSO DEPEND ON WHAT IS INCLUDED IN THE DATA FILE.

*** UPPER BOUND OF FIRST THROUGH FIFTH WIND SPEED CATEGORIES ***
(METERS/SEC)

1.54, 3.09, 5.14, 8.23, 10.80,

**MODELOPTs:
CONC DFAULT ELEV FLGPOL

*** UP TO THE FIRST 24 HOURS OF METEOROLOGICAL DATA ***

Surface file: LGAOKX00.SFC
Profile file: LGAOKX00.PFL
Surface format: (3(I2,1X),I3,1X,I2,1X,F6.1,1X,3(F6.3,1X),2(F5.0,1X),F8.1,1X,F6.3,1X,2(F6.2,1X),F7.2,1X,F5.0,3(1X,F6.1))
Profile format: (4(I2,1X),F6.1,1X,I1,1X,F5.0,1X,F7.2,1X,F7.2,1X,F6.1,1X,F7.2)
Surface station no.: 14732 Upper air station no.: 94703
Name: LA Name: BROOKHAVEN
Year: 2000 Year: 2000

First 24 hours of scalar data

YR	MO	DY	JDY	HR	H0	U*	W*	DT/DZ	ZICNV	ZIMCH	M-O LEN	Z0	BOWEN	ALBEDO	REF WS	WD	HT	REF TA	HT
00	01	01	1	01	-59.3	0.510	-9.000	-9.000	-999.	838.	203.6	1.00	1.50	1.00	3.10	241.	9.1	276.4	2.0
00	01	01	1	02	64.0	0.811	-9.000	-9.000	-999.	1680.	760.2	1.00	1.50	1.00	4.60	218.	9.1	275.9	2.0
00	01	01	1	03	64.0	0.614	-9.000	-9.000	-999.	1147.	329.1	1.00	1.50	1.00	3.60	214.	9.1	275.9	2.0
00	01	01	1	04	-23.2	0.333	-9.000	-9.000	-999.	529.	145.5	1.00	1.50	1.00	2.10	233.	9.1	275.4	2.0
00	01	01	1	05	-25.8	0.441	-9.000	-9.000	-999.	673.	303.4	1.00	1.50	1.00	2.60	243.	9.1	275.4	2.0
00	01	01	1	06	-20.0	0.342	-9.000	-9.000	-999.	465.	182.2	1.00	1.50	1.00	2.10	232.	9.1	275.4	2.0
00	01	01	1	07	-20.0	0.342	-9.000	-9.000	-999.	460.	182.2	1.00	1.50	1.00	2.10	225.	9.1	275.4	2.0
00	01	01	1	08	-31.4	0.537	-9.000	-9.000	-999.	905.	450.9	1.00	1.50	0.84	3.10	223.	9.1	275.4	2.0
00	01	01	1	09	-17.3	0.643	-9.000	-9.000	-999.	1183.	1403.8	1.00	1.50	0.55	3.60	207.	9.1	275.4	2.0
00	01	01	1	10	14.0	0.480	-9.000	-9.000	-999.	788.	-720.6	1.00	1.50	0.44	2.60	221.	9.1	277.0	2.0
00	01	01	1	11	28.5	0.750	-9.000	-9.000	-999.	1495.	-1356.3	1.00	1.50	0.41	4.10	224.	9.1	277.0	2.0
00	01	01	1	12	78.7	1.133	-9.000	-9.000	-999.	2767.	-1684.3	1.00	1.50	0.39	6.20	196.	9.1	280.9	2.0
00	01	01	1	13	71.5	1.132	-9.000	-9.000	-999.	2769.	-1846.6	1.00	1.50	0.39	6.20	203.	9.1	282.0	2.0
00	01	01	1	14	62.9	1.042	-9.000	-9.000	-999.	2466.	-1638.1	1.00	1.50	0.41	5.70	219.	9.1	282.0	2.0
00	01	01	1	15	34.2	0.930	-9.000	-9.000	-999.	2090.	-2143.8	1.00	1.50	0.45	5.10	192.	9.1	282.0	2.0
00	01	01	1	16	-11.7	0.829	-9.000	-9.000	-999.	1757.	4437.6	1.00	1.50	0.56	4.60	194.	9.1	281.4	2.0
00	01	01	1	17	-64.0	0.714	-9.000	-9.000	-999.	1408.	519.2	1.00	1.50	0.86	4.10	191.	9.1	280.9	2.0
00	01	01	1	18	-45.0	0.411	-9.000	-9.000	-999.	704.	140.2	1.00	1.50	1.00	2.60	197.	9.1	280.4	2.0
00	01	01	1	19	-45.0	0.411	-9.000	-9.000	-999.	607.	140.2	1.00	1.50	1.00	2.60	224.	9.1	280.4	2.0
00	01	01	1	20	-32.5	0.297	-9.000	-9.000	-999.	380.	73.6	1.00	1.50	1.00	2.10	257.	9.1	280.9	2.0
00	01	01	1	21	-64.0	0.614	-9.000	-9.000	-999.	1106.	329.3	1.00	1.50	1.00	3.60	230.	9.1	280.9	2.0
00	01	01	1	22	-46.8	0.407	-9.000	-9.000	-999.	634.	131.7	1.00	1.50	1.00	2.60	232.	9.1	280.4	2.0
00	01	01	1	23	-30.8	0.306	-9.000	-9.000	-999.	287.	85.1	1.00	1.50	1.00	2.10	210.	9.1	280.4	2.0
00	01	01	1	24	-999.0	-9.000	-9.000	-9.000	-999.	-999.	-99999.0	1.00	1.50	1.00	0.00	0.	9.1	280.4	2.0

First hour of profile data

YR	MO	DY	HR	HEIGHT	F	WDIR	WSPD	AMB_TMP	sigmaA	sigmaW	sigmaV
00	01	01	01	9.1	1	241.	3.10	276.5	99.0	-99.00	-99.00

F indicates top of profile (=1) or below (=0)

**MODELOPTs:
CONC DFAULT ELEV FLGPOL

*** THE 1ST HIGHEST 1-HR AVERAGE CONCENTRATION VALUES FOR SOURCE GROUP: ALL ***
INCLUDING SOURCE(S): BLOCK1 , BLOCK2 , BLOCK3 , BLOCK4 , BLOCK5 , BLOCK6 , BLOCK7 ,
BLOCK8 , BLOCK9 , BLOCK10 , BLOCK11 , BLOCK12 , BLOCK13 , BLOCK14 , BLOCK15 , BLOCK16 , BLOCK17 , BLOCK18 , BLOCK19 ,
BLOCK20 , BLOCK21 , BLOCK22 , BLOCK23 , BLOCK24 , BLOCK30 , BLOCK31 , BLOCK32 , BLOCK33 , BLOCK34 , BLOCK35 , . . . ,

*** DISCRETE CARTESIAN RECEPTOR POINTS ***

** CONC OF CO IN MICROGRAMS/M**3 **

X-COORD (M)	Y-COORD (M)	CONC	(YYMMDDHH)	X-COORD (M)	Y-COORD (M)	CONC	(YYMMDDHH)
10.40	-7.10	1070.64099	(00110407)	14.60	-1.10	1068.07642	(00110407)
18.80	5.00	1319.53894	(00110407)	23.00	11.20	1256.92993	(00110407)
27.20	17.30	1255.03857	(00110407)	31.40	23.50	1265.75793	(00110407)
35.60	29.60	1456.49792	(00110407)	39.80	35.70	1439.26331	(00110407)
44.00	41.90	1321.53186	(00110407)	48.20	48.00	1305.69128	(00110407)
52.40	54.20	1485.62097	(00110407)	56.60	60.30	1454.14160	(00110407)
60.80	66.40	1325.42639	(00110407)	65.00	72.60	1300.94861	(00110407)
69.20	78.70	1471.14563	(00110407)	73.40	84.90	1435.47852	(00110407)
77.60	91.00	1299.79651	(00110407)	81.80	97.20	1295.92578	(00093024)
86.00	103.30	1336.74280	(00093024)	90.20	109.40	1459.76807	(00093024)
94.40	115.60	1298.80566	(00093024)	98.60	121.70	1317.52332	(00093024)
102.80	127.90	1349.26904	(00093024)	107.00	134.00	1465.61450	(00093024)
111.20	140.10	1295.70764	(00093024)	115.40	146.30	1302.00232	(00093024)
119.60	152.40	1318.17358	(00093024)	123.80	158.60	1419.68750	(00093024)
128.00	164.70	1385.41272	(00010702)	132.20	170.80	1196.25110	(00093024)
136.40	177.00	1158.65479	(00093024)	140.60	183.10	1177.51868	(00093024)
144.80	189.30	1194.84827	(00093024)	149.00	195.40	1008.48273	(00093024)
153.20	201.60	857.57227	(00093024)	157.40	207.70	738.50201	(00093024)
161.60	213.80	644.13287	(00093024)	165.80	220.00	567.88489	(00093024)
170.00	226.10	506.61932	(00093024)	174.20	232.30	455.56125	(00093024)
178.40	238.40	413.37659	(00093024)	182.60	244.50	377.63458	(00093024)
186.80	250.70	346.61862	(00093024)	191.00	256.80	320.13507	(00093024)
195.20	263.00	296.68799	(00093024)	199.40	269.10	276.34366	(00093024)
203.60	275.30	258.04474	(00093024)	207.80	281.40	243.00632	(00092801)
212.00	287.50	229.88396	(00092801)	216.20	293.70	217.92061	(00092801)
220.40	299.80	207.10408	(00092801)	224.60	306.00	197.15735	(00092801)
228.80	312.10	188.09428	(00092801)	233.00	318.20	179.75227	(00092801)
237.20	324.40	172.00136	(00092801)	241.40	330.50	164.87248	(00092801)
6.20	-13.40	1082.15540	(00110407)	2.00	-19.50	903.54932	(00120417)
-2.20	-25.70	777.09497	(00120417)	-6.40	-31.80	678.38617	(00120417)

**MODELOPTs:
CONC DFAULT ELEV FLGPOL

*** THE 2ND HIGHEST 1-HR AVERAGE CONCENTRATION VALUES FOR SOURCE GROUP: ALL ***
INCLUDING SOURCE(S): BLOCK1 , BLOCK2 , BLOCK3 , BLOCK4 , BLOCK5 , BLOCK6 , BLOCK7 ,
BLOCK8 , BLOCK9 , BLOCK10 , BLOCK11 , BLOCK12 , BLOCK13 , BLOCK14 , BLOCK15 , BLOCK16 , BLOCK17 , BLOCK18 , BLOCK19 ,
BLOCK20 , BLOCK21 , BLOCK22 , BLOCK23 , BLOCK24 , BLOCK30 , BLOCK31 , BLOCK32 , BLOCK33 , BLOCK34 , BLOCK35 , . . . ,

*** DISCRETE CARTESIAN RECEPTOR POINTS ***

** CONC OF CO IN MICROGRAMS/M**3 **

X-COORD (M)	Y-COORD (M)	CONC	(YYMMDDHH)	X-COORD (M)	Y-COORD (M)	CONC	(YYMMDDHH)
10.40	-7.10	1054.10596	(00120417)	14.60	-1.10	1046.82397	(00120902)
18.80	5.00	1287.91064	(00120902)	23.00	11.20	1229.76501	(00120902)
27.20	17.30	1232.01123	(00120902)	31.40	23.50	1239.30322	(00120902)
35.60	29.60	1419.17688	(00120902)	39.80	35.70	1405.88940	(00120902)
44.00	41.90	1292.68958	(00120902)	48.20	48.00	1268.29333	(00120902)
52.40	54.20	1451.19373	(00093006)	56.60	60.30	1425.09827	(00093006)
60.80	66.40	1300.77930	(00093006)	65.00	72.60	1271.58337	(00093006)
69.20	78.70	1455.78809	(00093006)	73.40	84.90	1421.64868	(00093024)
77.60	91.00	1292.92432	(00093006)	81.80	97.20	1286.16223	(00101407)
86.00	103.30	1326.88684	(00101407)	90.20	109.40	1449.66553	(00101407)
94.40	115.60	1288.36914	(00101407)	98.60	121.70	1306.61560	(00101407)
102.80	127.90	1338.35291	(00101407)	107.00	134.00	1454.53430	(00101407)
111.20	140.10	1284.48157	(00101407)	115.40	146.30	1290.31360	(00101407)
119.60	152.40	1306.60156	(00101407)	123.80	158.60	1407.97705	(00101407)
128.00	164.70	1341.82434	(00071301)	132.20	170.80	1184.18738	(00101407)
136.40	177.00	1146.81616	(00101407)	140.60	183.10	1165.83716	(00101407)
144.80	189.30	1183.29187	(00101407)	149.00	195.40	996.36572	(00101407)
153.20	201.60	845.20813	(00101407)	157.40	207.70	726.48193	(00101407)
161.60	213.80	632.80725	(00101407)	165.80	220.00	557.40619	(00101407)
170.00	226.10	496.99237	(00101407)	174.20	232.30	446.76151	(00101407)
178.40	238.40	405.32303	(00101407)	182.60	244.50	370.25726	(00101407)
186.80	250.70	339.86572	(00101407)	191.00	256.80	313.92795	(00101407)
195.20	263.00	292.11523	(00092801)	199.40	269.10	273.89520	(00092801)
203.60	275.30	257.55966	(00092801)	207.80	281.40	241.96591	(00093024)
212.00	287.50	227.53534	(00093024)	216.20	293.70	214.31802	(00093024)
220.40	299.80	202.53610	(00093024)	224.60	306.00	191.64203	(00093024)
228.80	312.10	181.85834	(00093024)	233.00	318.20	172.88863	(00093024)
237.20	324.40	164.49919	(00093024)	241.40	330.50	156.89720	(00093024)
6.20	-13.40	1060.43994	(00120902)	2.00	-19.50	903.42578	(00110407)
-2.20	-25.70	768.82458	(00120902)	-6.40	-31.80	667.51038	(00120902)

**MODELOPTs:
CONC DFAULT ELEV FLGPOL

*** THE 1ST HIGHEST 8-HR AVERAGE CONCENTRATION VALUES FOR SOURCE GROUP: ALL ***
INCLUDING SOURCE(S): BLOCK1 , BLOCK2 , BLOCK3 , BLOCK4 , BLOCK5 , BLOCK6 , BLOCK7 ,
BLOCK8 , BLOCK9 , BLOCK10 , BLOCK11 , BLOCK12 , BLOCK13 , BLOCK14 , BLOCK15 , BLOCK16 , BLOCK17 , BLOCK18 , BLOCK19 ,
BLOCK20 , BLOCK21 , BLOCK22 , BLOCK23 , BLOCK24 , BLOCK30 , BLOCK31 , BLOCK32 , BLOCK33 , BLOCK34 , BLOCK35 , . . . ,

*** DISCRETE CARTESIAN RECEPTOR POINTS ***

** CONC OF CO IN MICROGRAMS/M**3 **

X-COORD (M)	Y-COORD (M)	CONC	(YYMMDDHH)	X-COORD (M)	Y-COORD (M)	CONC	(YYMMDDHH)
10.40	-7.10	597.47491c	(00093008)	14.60	-1.10	593.86194c	(00093008)
18.80	5.00	766.64008c	(00093008)	23.00	11.20	730.36371c	(00093008)
27.20	17.30	739.28729c	(00093008)	31.40	23.50	745.08612c	(00093008)
35.60	29.60	877.33746c	(00093008)	39.80	35.70	873.57031c	(00093008)
44.00	41.90	797.75818c	(00093008)	48.20	48.00	787.04004c	(00093008)
52.40	54.20	910.92786c	(00093008)	56.60	60.30	896.46338c	(00093008)
60.80	66.40	814.50250c	(00093008)	65.00	72.60	801.11169c	(00093008)
69.20	78.70	908.06970c	(00093008)	73.40	84.90	897.15741c	(00093008)
77.60	91.00	812.04211c	(00093008)	81.80	97.20	810.59979c	(00101408)
86.00	103.30	830.61542c	(00101408)	90.20	109.40	900.67914c	(00101408)
94.40	115.60	813.16815c	(00101408)	98.60	121.70	819.41437c	(00101408)
102.80	127.90	831.15338c	(00101408)	107.00	134.00	905.30737c	(00101408)
111.20	140.10	802.60883c	(00101408)	115.40	146.30	803.16693c	(00101408)
119.60	152.40	800.88959c	(00101408)	123.80	158.60	864.41620c	(00101408)
128.00	164.70	813.65991c	(00101408)	132.20	170.80	717.88092c	(00101408)
136.40	177.00	675.81812c	(00101408)	140.60	183.10	677.46722c	(00101408)
144.80	189.30	658.62860c	(00101408)	149.00	195.40	572.90833c	(00101408)
153.20	201.60	481.73764c	(00101408)	157.40	207.70	411.78711c	(00101408)
161.60	213.80	357.34567c	(00101408)	165.80	220.00	313.98099c	(00101408)
170.00	226.10	279.30997c	(00101408)	174.20	232.30	250.69258c	(00101408)
178.40	238.40	227.08174c	(00101408)	182.60	244.50	207.16277c	(00101408)
186.80	250.70	190.01329c	(00101408)	191.00	256.80	175.34969c	(00101408)
195.20	263.00	162.46361c	(00101408)	199.40	269.10	151.25313c	(00101408)
203.60	275.30	141.24254c	(00101408)	207.80	281.40	132.41437c	(00101408)
212.00	287.50	124.50448c	(00101408)	216.20	293.70	117.31165c	(00101408)
220.40	299.80	110.86916c	(00101408)	224.60	306.00	104.95544c	(00101408)
228.80	312.10	99.61553c	(00101408)	233.00	318.20	94.72468c	(00101408)
237.20	324.40	90.18446c	(00101408)	241.40	330.50	86.04462c	(00101408)
6.20	-13.40	588.63226c	(00093008)	2.00	-19.50	478.90842c	(00110408)
-2.20	-25.70	401.50821c	(00110408)	-6.40	-31.80	343.50772c	(00110408)

**MODELOPTs:
CONC DFAULT ELEV FLGPOL

*** THE 2ND HIGHEST 8-HR AVERAGE CONCENTRATION VALUES FOR SOURCE GROUP: ALL ***
INCLUDING SOURCE(S): BLOCK1 , BLOCK2 , BLOCK3 , BLOCK4 , BLOCK5 , BLOCK6 , BLOCK7 ,
BLOCK8 , BLOCK9 , BLOCK10 , BLOCK11 , BLOCK12 , BLOCK13 , BLOCK14 , BLOCK15 , BLOCK16 , BLOCK17 , BLOCK18 , BLOCK19 ,
BLOCK20 , BLOCK21 , BLOCK22 , BLOCK23 , BLOCK24 , BLOCK30 , BLOCK31 , BLOCK32 , BLOCK33 , BLOCK34 , BLOCK35 , . . . ,

*** DISCRETE CARTESIAN RECEPTOR POINTS ***

** CONC OF CO IN MICROGRAMS/M**3 **

X-COORD (M)	Y-COORD (M)	CONC	(YYMMDDHH)	X-COORD (M)	Y-COORD (M)	CONC	(YYMMDDHH)
10.40	-7.10	583.55560c	(00110408)	14.60	-1.10	587.56433c	(00110408)
18.80	5.00	740.87787c	(00110408)	23.00	11.20	718.31793c	(00110408)
27.20	17.30	730.22601c	(00110408)	31.40	23.50	744.73511c	(00110408)
35.60	29.60	850.03265c	(00110408)	39.80	35.70	855.42279c	(00110408)
44.00	41.90	785.22021c	(00110408)	48.20	48.00	780.95441c	(00110408)
52.40	54.20	878.04401c	(00110408)	56.60	60.30	872.26440c	(00110408)
60.80	66.40	795.47321c	(00110408)	65.00	72.60	785.74536c	(00110408)
69.20	78.70	873.60724c	(00101408)	73.40	84.90	884.39575c	(00101408)
77.60	91.00	799.43512c	(00101408)	81.80	97.20	792.35217c	(00093008)
86.00	103.30	773.46326c	(00093008)	90.20	109.40	878.41388c	(00093008)
94.40	115.60	790.73895c	(00093008)	98.60	121.70	761.43811c	(00093008)
102.80	127.90	749.49176c	(00082608)	107.00	134.00	832.40979c	(00093008)
111.20	140.10	735.05304c	(00082608)	115.40	146.30	721.00897c	(00082608)
119.60	152.40	707.33801	(00071308)	123.80	158.60	780.98694	(00071308)
128.00	164.70	767.42365	(00071308)	132.20	170.80	623.42639	(00071308)
136.40	177.00	585.75128	(00071308)	140.60	183.10	590.97443	(00071308)
144.80	189.30	580.69800	(00071308)	149.00	195.40	446.73462	(00071308)
153.20	201.60	348.93909	(00071308)	157.40	207.70	291.89224	(00110324)
161.60	213.80	250.63441	(00110324)	165.80	220.00	218.44656	(00110324)
170.00	226.10	193.12541	(00110324)	174.20	232.30	172.47200	(00110324)
178.40	238.40	155.59029	(00110324)	182.60	244.50	141.45184	(00110324)
186.80	250.70	129.35648	(00110324)	191.00	256.80	119.06183	(00110324)
195.20	263.00	110.05840	(00110324)	199.40	269.10	102.24892	(00110324)
203.60	275.30	95.30263	(00110324)	207.80	281.40	89.18844	(00110324)
212.00	287.50	83.72324	(00110324)	216.20	293.70	78.76985	(00110324)
220.40	299.80	74.33683	(00110324)	224.60	306.00	70.28003	(00110324)
228.80	312.10	66.61803	(00110324)	233.00	318.20	63.26896	(00110324)
237.20	324.40	60.16902	(00110324)	241.40	330.50	57.34173	(00110324)
6.20	-13.40	579.85901c	(00110408)	2.00	-19.50	465.65234c	(00093008)
-2.20	-25.70	375.94363c	(00093008)	-6.40	-31.80	311.87576c	(00093008)

CONC DFAULT ELEV FLGPOL

*** THE MAXIMUM 10 1-HR AVERAGE CONCENTRATION VALUES FOR SOURCE GROUP: ALL ***
INCLUDING SOURCE(S): BLOCK1 , BLOCK2 , BLOCK3 , BLOCK4 , BLOCK5 , BLOCK6 , BLOCK7 ,
BLOCK8 , BLOCK9 , BLOCK10 , BLOCK11 , BLOCK12 , BLOCK13 , BLOCK14 , BLOCK15 , BLOCK16 , BLOCK17 , BLOCK18 , BLOCK19 ,
BLOCK20 , BLOCK21 , BLOCK22 , BLOCK23 , BLOCK24 , BLOCK30 , BLOCK31 , BLOCK32 , BLOCK33 , BLOCK34 , BLOCK35 , . . . ,

** CONC OF CO IN MICROGRAMS/M**3 **

RANK	CONC	(YYMMDDHH)	AT	RECEPTOR (XR,YR)		OF TYPE	RANK	CONC	(YYMMDDHH)	AT	RECEPTOR (XR,YR)		OF TYPE
1.	1485.62097	(00110407)	AT (	52.40,	54.20)	DC	6.	1455.78809	(00093006)	AT (	69.20,	78.70)	DC
2.	1471.14563	(00110407)	AT (	69.20,	78.70)	DC	7.	1454.53430	(00101407)	AT (	107.00,	134.00)	DC
3.	1465.61450	(00093024)	AT (	107.00,	134.00)	DC	8.	1454.14160	(00110407)	AT (	56.60,	60.30)	DC
4.	1459.76807	(00093024)	AT (	90.20,	109.40)	DC	9.	1451.19373	(00093006)	AT (	52.40,	54.20)	DC
5.	1456.49792	(00110407)	AT (	35.60,	29.60)	DC	10.	1449.66553	(00101407)	AT (	90.20,	109.40)	DC

*** RECEPTOR TYPES: GC = GRIDCART
GP = GRIDPOLR
DC = DISCCART
DP = DISCPOLR

**MODELOPTs:
CONC DFAULT ELEV FLGPOL

*** THE MAXIMUM 10 8-HR AVERAGE CONCENTRATION VALUES FOR SOURCE GROUP: ALL ***
INCLUDING SOURCE(S): BLOCK1 , BLOCK2 , BLOCK3 , BLOCK4 , BLOCK5 , BLOCK6 , BLOCK7 ,
BLOCK8 , BLOCK9 , BLOCK10 , BLOCK11 , BLOCK12 , BLOCK13 , BLOCK14 , BLOCK15 , BLOCK16 , BLOCK17 , BLOCK18 , BLOCK19 ,
BLOCK20 , BLOCK21 , BLOCK22 , BLOCK23 , BLOCK24 , BLOCK30 , BLOCK31 , BLOCK32 , BLOCK33 , BLOCK34 , BLOCK35 , . . . ,

** CONC OF CO IN MICROGRAMS/M**3 **

RANK	CONC	(YYMMDDHH)	AT	RECEPTOR (XR,YR)		OF TYPE	RANK	CONC	(YYMMDDHH)	AT	RECEPTOR (XR,YR)		OF TYPE
1.	910.92786c	(00093008)	AT (	52.40,	54.20)	DC	6.	896.46338c	(00093008)	AT (	56.60,	60.30)	DC
2.	908.06970c	(00093008)	AT (	69.20,	78.70)	DC	7.	884.39575c	(00101408)	AT (	73.40,	84.90)	DC
3.	905.30737c	(00101408)	AT (	107.00,	134.00)	DC	8.	878.41388c	(00093008)	AT (	90.20,	109.40)	DC
4.	900.67914c	(00101408)	AT (	90.20,	109.40)	DC	9.	878.04401c	(00110408)	AT (	52.40,	54.20)	DC
5.	897.15741c	(00093008)	AT (	73.40,	84.90)	DC	10.	877.33746c	(00093009)	AT (	35.60,	29.60)	DC

*** RECEPTOR TYPES: GC = GRIDCART
GP = GRIDPOLR
DC = DISCCART
DP = DISCPOLR

**MODELOPTs:
CONC DFAULT ELEV FLGPOL

*** THE SUMMARY OF HIGHEST 1-HR RESULTS ***

** CONC OF CO IN MICROGRAMS/M**3 **

GROUP ID		AVERAGE CONC	DATE (YYMMDDHH)	RECEPTOR (XR, YR, ZELEV, ZHILL, ZFLAG)	NETWORK OF TYPE	GRID-ID
ALL	HIGH 1ST HIGH VALUE IS	1485.62097	ON 00110407:	AT (52.40, 54.20, 0.00, 0.00, 1.80)	DC	
	HIGH 2ND HIGH VALUE IS	1455.78809	ON 00093006:	AT (69.20, 78.70, 0.00, 0.00, 1.80)	DC	

*** RECEPTOR TYPES: GC = GRIDCART
GP = GRIDPOLR
DC = DISCCART
DP = DISCPOLR

**MODELOPTs:
CONC DFAULT ELEV FLGPOL

*** THE SUMMARY OF HIGHEST 8-HR RESULTS ***

** CONC OF CO IN MICROGRAMS/M**3 **

GROUP ID		AVERAGE CONC	DATE (YYMMDDHH)	RECEPTOR (XR, YR, ZELEV, ZHILL, ZFLAG)	NETWORK OF TYPE	GRID-ID
ALL	HIGH 1ST HIGH VALUE IS	910.92786c	ON 00093008:	AT (52.40, 54.20, 0.00, 0.00, 1.80)	DC	
	HIGH 2ND HIGH VALUE IS	884.39575c	ON 00101408:	AT (73.40, 84.90, 0.00, 0.00, 1.80)	DC	

*** RECEPTOR TYPES: GC = GRIDCART
GP = GRIDPOLR
DC = DISCCART
DP = DISCPOLR

**MODELOPTs:
CONC   DFAULT ELEV   FLGPOL

*** Message Summary : AERMOD Model Execution ***

--------- Summary of Total Messages --------

A Total of   0 Fatal Error Message(s)
A Total of   61 Warning Message(s)
A Total of   318 Informational Message(s)

A Total of   301 Calm Hours Identified

A Total of   17 Missing Hours Identified (0.19 Percent)

******** FATAL ERROR MESSAGES ********
           *** NONE ***

******** WARNING MESSAGES ********
CO W206   3 MODOPT:Regulatory DFAULT Overrides Non-DFAULT Option For FLAT
RE W228   130 DISCAR:Default(s) Used for Missing Parameters on Keyword DISCCART
RE W228   131 DISCAR:Default(s) Used for Missing Parameters on Keyword DISCCART
RE W228   132 DISCAR:Default(s) Used for Missing Parameters on Keyword DISCCART
RE W228   133 DISCAR:Default(s) Used for Missing Parameters on Keyword DISCCART
RE W228   134 DISCAR:Default(s) Used for Missing Parameters on Keyword DISCCART
RE W228   135 DISCAR:Default(s) Used for Missing Parameters on Keyword DISCCART
RE W228   136 DISCAR:Default(s) Used for Missing Parameters on Keyword DISCCART
RE W228   137 DISCAR:Default(s) Used for Missing Parameters on Keyword DISCCART
RE W228   138 DISCAR:Default(s) Used for Missing Parameters on Keyword DISCCART
RE W228   139 DISCAR:Default(s) Used for Missing Parameters on Keyword DISCCART
RE W228   140 DISCAR:Default(s) Used for Missing Parameters on Keyword DISCCART
RE W228   141 DISCAR:Default(s) Used for Missing Parameters on Keyword DISCCART
RE W228   142 DISCAR:Default(s) Used for Missing Parameters on Keyword DISCCART
RE W228   143 DISCAR:Default(s) Used for Missing Parameters on Keyword DISCCART
RE W228   144 DISCAR:Default(s) Used for Missing Parameters on Keyword DISCCART
RE W228   145 DISCAR:Default(s) Used for Missing Parameters on Keyword DISCCART
RE W228   146 DISCAR:Default(s) Used for Missing Parameters on Keyword DISCCART
RE W228   147 DISCAR:Default(s) Used for Missing Parameters on Keyword DISCCART
RE W228   148 DISCAR:Default(s) Used for Missing Parameters on Keyword DISCCART
RE W228   149 DISCAR:Default(s) Used for Missing Parameters on Keyword DISCCART
RE W228   150 DISCAR:Default(s) Used for Missing Parameters on Keyword DISCCART
RE W228   151 DISCAR:Default(s) Used for Missing Parameters on Keyword DISCCART
RE W228   152 DISCAR:Default(s) Used for Missing Parameters on Keyword DISCCART
RE W228   153 DISCAR:Default(s) Used for Missing Parameters on Keyword DISCCART
RE W228   154 DISCAR:Default(s) Used for Missing Parameters on Keyword DISCCART
RE W228   155 DISCAR:Default(s) Used for Missing Parameters on Keyword DISCCART
RE W228   156 DISCAR:Default(s) Used for Missing Parameters on Keyword DISCCART
RE W228   157 DISCAR:Default(s) Used for Missing Parameters on Keyword DISCCART
RE W228   158 DISCAR:Default(s) Used for Missing Parameters on Keyword DISCCART
RE W228   159 DISCAR:Default(s) Used for Missing Parameters on Keyword DISCCART
RE W228   160 DISCAR:Default(s) Used for Missing Parameters on Keyword DISCCART
RE W228   161 DISCAR:Default(s) Used for Missing Parameters on Keyword DISCCART
RE W228   162 DISCAR:Default(s) Used for Missing Parameters on Keyword DISCCART
RE W228   163 DISCAR:Default(s) Used for Missing Parameters on Keyword DISCCART

```
RE W228   164 DISCAR:Default(s) Used for Missing Parameters on Keyword  DISCCART
RE W228   165 DISCAR:Default(s) Used for Missing Parameters on Keyword  DISCCART
RE W228   166 DISCAR:Default(s) Used for Missing Parameters on Keyword  DISCCART
RE W228   167 DISCAR:Default(s) Used for Missing Parameters on Keyword  DISCCART
RE W228   168 DISCAR:Default(s) Used for Missing Parameters on Keyword  DISCCART
RE W228   169 DISCAR:Default(s) Used for Missing Parameters on Keyword  DISCCART
RE W228   170 DISCAR:Default(s) Used for Missing Parameters on Keyword  DISCCART
RE W228   171 DISCAR:Default(s) Used for Missing Parameters on Keyword  DISCCART
RE W228   172 DISCAR:Default(s) Used for Missing Parameters on Keyword  DISCCART
RE W228   173 DISCAR:Default(s) Used for Missing Parameters on Keyword  DISCCART
RE W228   174 DISCAR:Default(s) Used for Missing Parameters on Keyword  DISCCART
RE W228   175 DISCAR:Default(s) Used for Missing Parameters on Keyword  DISCCART
RE W228   176 DISCAR:Default(s) Used for Missing Parameters on Keyword  DISCCART
RE W228   177 DISCAR:Default(s) Used for Missing Parameters on Keyword  DISCCART
RE W228   178 DISCAR:Default(s) Used for Missing Parameters on Keyword  DISCCART
RE W228   179 DISCAR:Default(s) Used for Missing Parameters on Keyword  DISCCART
RE W228   180 DISCAR:Default(s) Used for Missing Parameters on Keyword  DISCCART
RE W228   181 DISCAR:Default(s) Used for Missing Parameters on Keyword  DISCCART
RE W228   182 DISCAR:Default(s) Used for Missing Parameters on Keyword  DISCCART
RE W228   183 DISCAR:Default(s) Used for Missing Parameters on Keyword  DISCCART
RE W228   184 DISCAR:Default(s) Used for Missing Parameters on Keyword  DISCCART
RE W228   185 DISCAR:Default(s) Used for Missing Parameters on Keyword  DISCCART
RE W228   186 DISCAR:Default(s) Used for Missing Parameters on Keyword  DISCCART
RE W228   187 DISCAR:Default(s) Used for Missing Parameters on Keyword  DISCCART
RE W228   188 DISCAR:Default(s) Used for Missing Parameters on Keyword  DISCCART
RE W228   189 DISCAR:Default(s) Used for Missing Parameters on Keyword  DISCCART

   ************************************
   *** AERMOD Finishes Successfully ***
   ************************************
```

```
CO STARTING
   TITLEONE  HSS FDR 68-71St Platform AQ-Existing Condition
   MODELOPT  CONC DFAULT  FLAT
   AVERTIME  1  8
   POLLUTID  CO
   RUNORNOT  RUN
   URBANOPT  1500000
   ERRORFIL  ERRORS.OUT
   FLAGPOLE  1.8
CO FINISHED

SO STARTING
** Source Location              X      Y     Z
** Parameters:                 -----  -----  ----
** FDR Northbound
   LOCATION  BLOCK1   VOLUME    7.3    0.7   0.
   LOCATION  BLOCK2   VOLUME   12.8    8.8   0.
   LOCATION  BLOCK3   VOLUME   18.3   16.9   0.
   LOCATION  BLOCK4   VOLUME   23.9   24.9   0.
   LOCATION  BLOCK5   VOLUME   29.4   33.0   0.
   LOCATION  BLOCK6   VOLUME   34.9   41.0   0.
   LOCATION  BLOCK7   VOLUME   40.4   49.1   0.
   LOCATION  BLOCK8   VOLUME   45.9   57.1   0.
   LOCATION  BLOCK9   VOLUME   51.4   65.2   0.
   LOCATION  BLOCK10  VOLUME   56.9   73.3   0.
   LOCATION  BLOCK11  VOLUME   62.4   81.3   0.
   LOCATION  BLOCK12  VOLUME   67.9   89.4   0.
   LOCATION  BLOCK13  VOLUME   73.5   97.4   0.
   LOCATION  BLOCK14  VOLUME   79.0  105.5   0.
   LOCATION  BLOCK15  VOLUME   84.5  113.5   0.
   LOCATION  BLOCK16  VOLUME   90.0  121.6   0.
   LOCATION  BLOCK17  VOLUME   95.5  129.6   0.
   LOCATION  BLOCK18  VOLUME  101.0  137.7   0.
   LOCATION  BLOCK19  VOLUME  106.5  145.8   0.
   LOCATION  BLOCK20  VOLUME  112.0  153.8   0.
   LOCATION  BLOCK21  VOLUME  117.5  161.9   0.
   LOCATION  BLOCK22  VOLUME  123.0  169.9   0.
   LOCATION  BLOCK23  VOLUME  128.6  178.0   0.
   LOCATION  BLOCK24  VOLUME  134.1  186.0   0.

** FDR Southbound
   LOCATION  BLOCK30  VOLUME   -1.8    7.3   0.
   LOCATION  BLOCK31  VOLUME    3.7   15.4   0.
   LOCATION  BLOCK32  VOLUME    9.2   23.4   0.
   LOCATION  BLOCK33  VOLUME   14.7   31.5   0.
   LOCATION  BLOCK34  VOLUME   20.2   39.5   0.
   LOCATION  BLOCK35  VOLUME   25.7   47.6   0.
   LOCATION  BLOCK36  VOLUME   31.2   55.6   0.
   LOCATION  BLOCK37  VOLUME   36.8   63.7   0.
   LOCATION  BLOCK38  VOLUME   42.3   71.8   0.
   LOCATION  BLOCK39  VOLUME   47.8   79.8   0.
   LOCATION  BLOCK40  VOLUME   53.3   87.9   0.
   LOCATION  BLOCK41  VOLUME   58.8   95.9   0.
   LOCATION  BLOCK42  VOLUME   64.3  104.0   0.
   LOCATION  BLOCK43  VOLUME   69.8  112.0   0.
   LOCATION  BLOCK44  VOLUME   75.3  120.1   0.
   LOCATION  BLOCK45  VOLUME   80.8  128.2   0.
   LOCATION  BLOCK46  VOLUME   86.4  136.2   0.
   LOCATION  BLOCK47  VOLUME   91.9  144.3   0.
```

```
   LOCATION  BLOCK48  VOLUME   97.4  152.3   0.
   LOCATION  BLOCK49  VOLUME  102.9  160.4   0.
   LOCATION  BLOCK50  VOLUME  108.4  168.4   0.
   LOCATION  BLOCK51  VOLUME  113.9  176.5   0.
   LOCATION  BLOCK52  VOLUME  119.4  184.6   0.
   LOCATION  BLOCK53  VOLUME  124.9  192.6   0.
   URBANSRC BLOCK1-BLOCK24
   URBANSRC BLOCK30-BLOCK53

** Volume Source        Rate   Height    Sy    Sz
** Parameters:          ------  -----   -----  -----
** FDR Northbound
   SRCPARAM  BLOCK1   0.0450   2.6     4.5   2.4
   SRCPARAM  BLOCK2   0.0450   2.6     4.5   2.4
   SRCPARAM  BLOCK3   0.0450   2.6     4.5   2.4
   SRCPARAM  BLOCK4   0.0450   2.6     4.5   2.4
   SRCPARAM  BLOCK5   0.0450   2.6     4.5   2.4
   SRCPARAM  BLOCK6   0.0450   2.6     4.5   2.4
   SRCPARAM  BLOCK7   0.0450   2.6     4.5   2.4
   SRCPARAM  BLOCK8   0.0450   2.6     4.5   2.4
   SRCPARAM  BLOCK9   0.0450   2.6     4.5   2.4
   SRCPARAM  BLOCK10  0.0450   2.6     4.5   2.4
   SRCPARAM  BLOCK11  0.0450   2.6     4.5   2.4
   SRCPARAM  BLOCK12  0.0450   2.6     4.5   2.4
   SRCPARAM  BLOCK13  0.0450   2.6     4.5   2.4
   SRCPARAM  BLOCK14  0.0450   2.6     4.5   2.4
   SRCPARAM  BLOCK15  0.0450   2.6     4.5   2.4
   SRCPARAM  BLOCK16  0.0450   2.6     4.5   2.4
   SRCPARAM  BLOCK17  0.0450   2.6     4.5   2.4
   SRCPARAM  BLOCK18  0.0450   2.6     4.5   2.4
   SRCPARAM  BLOCK19  0.0450   2.6     4.5   2.4
   SRCPARAM  BLOCK20  0.0450   2.6     4.5   2.4
   SRCPARAM  BLOCK21  0.0450   2.6     4.5   2.4
   SRCPARAM  BLOCK22  0.0450   2.6     4.5   2.4
   SRCPARAM  BLOCK23  0.0450   2.6     4.5   2.4
   SRCPARAM  BLOCK24  0.0450   2.6     4.5   2.4

** FDR Southbound with Service Road addition
   SRCPARAM  BLOCK30  0.0495   2.6     4.5   2.4
   SRCPARAM  BLOCK31  0.0495   2.6     4.5   2.4
   SRCPARAM  BLOCK32  0.0495   2.6     4.5   2.4
   SRCPARAM  BLOCK33  0.0495   2.6     4.5   2.4
   SRCPARAM  BLOCK34  0.0495   2.6     4.5   2.4
   SRCPARAM  BLOCK35  0.0495   2.6     4.5   2.4
   SRCPARAM  BLOCK36  0.0495   2.6     4.5   2.4
   SRCPARAM  BLOCK37  0.0495   2.6     4.5   2.4
   SRCPARAM  BLOCK38  0.0495   2.6     4.5   2.4
   SRCPARAM  BLOCK39  0.0495   2.6     4.5   2.4
   SRCPARAM  BLOCK40  0.0495   2.6     4.5   2.4
   SRCPARAM  BLOCK41  0.0495   2.6     4.5   2.4
   SRCPARAM  BLOCK42  0.0495   2.6     4.5   2.4
   SRCPARAM  BLOCK43  0.0495   2.6     4.5   2.4
   SRCPARAM  BLOCK44  0.0495   2.6     4.5   2.4
   SRCPARAM  BLOCK45  0.0495   2.6     4.5   2.4
   SRCPARAM  BLOCK46  0.0495   2.6     4.5   2.4
   SRCPARAM  BLOCK47  0.0495   2.6     4.5   2.4
   SRCPARAM  BLOCK48  0.0495   2.6     4.5   2.4
   SRCPARAM  BLOCK49  0.0495   2.6     4.5   2.4
   SRCPARAM  BLOCK50  0.0495   2.6     4.5   2.4
```

```
   SRCPARAM  BLOCK51  0.0495   2.6     4.5   2.4
   SRCPARAM  BLOCK52  0.0495   2.6     4.5   2.4
   SRCPARAM  BLOCK53  0.0495   2.6     4.5   2.4

   SRCGROUP  ALL
SO FINISHED

RE STARTING
   ELEVUNIT METERS
** Receptor      X             Y
** Location  ------   ------
   DISCCART     10.4     -7.1
   DISCCART     14.6     -1.1
   DISCCART     18.8      5.0
   DISCCART     23.0     11.2
   DISCCART     27.2     17.3
   DISCCART     31.4     23.5
   DISCCART     35.6     29.6
   DISCCART     39.8     35.7
   DISCCART     44.0     41.9
   DISCCART     48.2     48.0
   DISCCART     52.4     54.2
   DISCCART     56.6     60.3
   DISCCART     60.8     66.4
   DISCCART     65.0     72.6
   DISCCART     69.2     78.7
   DISCCART     73.4     84.9
   DISCCART     77.6     91.0
   DISCCART     81.8     97.2
   DISCCART     86.0    103.3
   DISCCART     90.2    109.4
   DISCCART     94.4    115.6
   DISCCART     98.6    121.7
   DISCCART    102.8    127.9
   DISCCART    107.0    134.0
   DISCCART    111.2    140.1
   DISCCART    115.4    146.3
   DISCCART    119.6    152.4
   DISCCART    123.8    158.6
   DISCCART    128.0    164.7
   DISCCART    132.2    170.8
   DISCCART    136.4    177.0
   DISCCART    140.6    183.1
   DISCCART    144.8    189.3
   DISCCART    149.0    195.4
   DISCCART    153.2    201.6
   DISCCART    157.4    207.7
   DISCCART    161.6    213.8
   DISCCART    165.8    220.0
   DISCCART    170.0    226.1
   DISCCART    174.2    232.3
   DISCCART    178.4    238.4
   DISCCART    182.6    244.5
   DISCCART    186.8    250.7
   DISCCART    191.0    256.8
   DISCCART    195.2    263.0
   DISCCART    199.4    269.1
   DISCCART    203.6    275.3
   DISCCART    207.8    281.4
```

```
   DISCCART   212.0    287.5
   DISCCART   216.2    293.7
   DISCCART   220.4    299.8
   DISCCART   224.6    306.0
   DISCCART   228.8    312.1
   DISCCART   233.0    318.2
   DISCCART   237.2    324.4
   DISCCART   241.4    330.5
   DISCCART     6.2    -13.4
   DISCCART     2.0    -19.5
   DISCCART    -2.2    -25.7
   DISCCART    -6.4    -31.8

RE FINISHED

ME STARTING
   SURFFILE  LGAOKX01.SFC
   PROFFILE  LGAOKX01.PFL
   SURFDATA  14732  2001  LA GUARDIA
   UAIRDATA  94703  2001  BROOKHAVEN
   PROFBASE  0.0
ME FINISHED

OU STARTING
   RECTABLE  ALLAVE  FIRST-SECOND
   MAXTABLE  ALLAVE  10
OU FINISHED


 *** Message Summary For AERMOD Model Setup ***

 --------- Summary of Total Messages --------

A Total of            0 Fatal Error Message(s)
A Total of           61 Warning Message(s)
A Total of            0 Informational Message(s)


   ******** FATAL ERROR MESSAGES ********
              ***  NONE  ***


   ********   WARNING MESSAGES   ********
CO W206      3 MODOPT:Regulatory DFAULT Overrides Non-DFAULT Option For  FLAT
RE W228    130 DISCAR:Default(s) Used for Missing Parameters on Keyword  DISCCART
RE W228    131 DISCAR:Default(s) Used for Missing Parameters on Keyword  DISCCART
RE W228    132 DISCAR:Default(s) Used for Missing Parameters on Keyword  DISCCART
RE W228    133 DISCAR:Default(s) Used for Missing Parameters on Keyword  DISCCART
RE W228    134 DISCAR:Default(s) Used for Missing Parameters on Keyword  DISCCART
RE W228    135 DISCAR:Default(s) Used for Missing Parameters on Keyword  DISCCART
RE W228    136 DISCAR:Default(s) Used for Missing Parameters on Keyword  DISCCART
RE W228    137 DISCAR:Default(s) Used for Missing Parameters on Keyword  DISCCART
RE W228    138 DISCAR:Default(s) Used for Missing Parameters on Keyword  DISCCART
RE W228    139 DISCAR:Default(s) Used for Missing Parameters on Keyword  DISCCART
RE W228    140 DISCAR:Default(s) Used for Missing Parameters on Keyword  DISCCART
RE W228    141 DISCAR:Default(s) Used for Missing Parameters on Keyword  DISCCART
RE W228    142 DISCAR:Default(s) Used for Missing Parameters on Keyword  DISCCART
RE W228    143 DISCAR:Default(s) Used for Missing Parameters on Keyword  DISCCART
RE W228    144 DISCAR:Default(s) Used for Missing Parameters on Keyword  DISCCART
```

```
RE W228   145 DISCAR:Default(s) Used for Missing Parameters on Keyword  DISCCART
RE W228   146 DISCAR:Default(s) Used for Missing Parameters on Keyword  DISCCART
RE W228   147 DISCAR:Default(s) Used for Missing Parameters on Keyword  DISCCART
RE W228   148 DISCAR:Default(s) Used for Missing Parameters on Keyword  DISCCART
RE W228   149 DISCAR:Default(s) Used for Missing Parameters on Keyword  DISCCART
RE W228   150 DISCAR:Default(s) Used for Missing Parameters on Keyword  DISCCART
RE W228   151 DISCAR:Default(s) Used for Missing Parameters on Keyword  DISCCART
RE W228   152 DISCAR:Default(s) Used for Missing Parameters on Keyword  DISCCART
RE W228   153 DISCAR:Default(s) Used for Missing Parameters on Keyword  DISCCART
RE W228   154 DISCAR:Default(s) Used for Missing Parameters on Keyword  DISCCART
RE W228   155 DISCAR:Default(s) Used for Missing Parameters on Keyword  DISCCART
RE W228   156 DISCAR:Default(s) Used for Missing Parameters on Keyword  DISCCART
RE W228   157 DISCAR:Default(s) Used for Missing Parameters on Keyword  DISCCART
RE W228   158 DISCAR:Default(s) Used for Missing Parameters on Keyword  DISCCART
RE W228   159 DISCAR:Default(s) Used for Missing Parameters on Keyword  DISCCART
RE W228   160 DISCAR:Default(s) Used for Missing Parameters on Keyword  DISCCART
RE W228   161 DISCAR:Default(s) Used for Missing Parameters on Keyword  DISCCART
RE W228   162 DISCAR:Default(s) Used for Missing Parameters on Keyword  DISCCART
RE W228   163 DISCAR:Default(s) Used for Missing Parameters on Keyword  DISCCART
RE W228   164 DISCAR:Default(s) Used for Missing Parameters on Keyword  DISCCART
RE W228   165 DISCAR:Default(s) Used for Missing Parameters on Keyword  DISCCART
RE W228   166 DISCAR:Default(s) Used for Missing Parameters on Keyword  DISCCART
RE W228   167 DISCAR:Default(s) Used for Missing Parameters on Keyword  DISCCART
RE W228   168 DISCAR:Default(s) Used for Missing Parameters on Keyword  DISCCART
RE W228   169 DISCAR:Default(s) Used for Missing Parameters on Keyword  DISCCART
RE W228   170 DISCAR:Default(s) Used for Missing Parameters on Keyword  DISCCART
RE W228   171 DISCAR:Default(s) Used for Missing Parameters on Keyword  DISCCART
RE W228   172 DISCAR:Default(s) Used for Missing Parameters on Keyword  DISCCART
RE W228   173 DISCAR:Default(s) Used for Missing Parameters on Keyword  DISCCART
RE W228   174 DISCAR:Default(s) Used for Missing Parameters on Keyword  DISCCART
RE W228   175 DISCAR:Default(s) Used for Missing Parameters on Keyword  DISCCART
RE W228   176 DISCAR:Default(s) Used for Missing Parameters on Keyword  DISCCART
RE W228   177 DISCAR:Default(s) Used for Missing Parameters on Keyword  DISCCART
RE W228   178 DISCAR:Default(s) Used for Missing Parameters on Keyword  DISCCART
RE W228   179 DISCAR:Default(s) Used for Missing Parameters on Keyword  DISCCART
RE W228   180 DISCAR:Default(s) Used for Missing Parameters on Keyword  DISCCART
RE W228   181 DISCAR:Default(s) Used for Missing Parameters on Keyword  DISCCART
RE W228   182 DISCAR:Default(s) Used for Missing Parameters on Keyword  DISCCART
RE W228   183 DISCAR:Default(s) Used for Missing Parameters on Keyword  DISCCART
RE W228   184 DISCAR:Default(s) Used for Missing Parameters on Keyword  DISCCART
RE W228   185 DISCAR:Default(s) Used for Missing Parameters on Keyword  DISCCART
RE W228   186 DISCAR:Default(s) Used for Missing Parameters on Keyword  DISCCART
RE W228   187 DISCAR:Default(s) Used for Missing Parameters on Keyword  DISCCART
RE W228   188 DISCAR:Default(s) Used for Missing Parameters on Keyword  DISCCART
RE W228   189 DISCAR:Default(s) Used for Missing Parameters on Keyword  DISCCART

***********************************
*** SETUP Finishes Successfully ***
***********************************
```

**MODELOPTs:
CONC DFAULT ELEV FLGPOL

*** MODEL SETUP OPTIONS SUMMARY ***

**Model Is Setup For Calculation of Average CONCentration Values.

-- DEPOSITION LOGIC --
**Model Uses NO DRY DEPLETION. DDPLETE = F
**Model Uses NO WET DEPLETION. WDPLETE = F
**NO GAS DRY DEPOSITION Data Provided.

**Model Uses URBAN Dispersion Algorithm for the SBL for 48 Source(s).
The Urban Population = 1500000.0 ; Urban Roughness Length = 1.000 m

**Model Uses Regulatory DEFAULT Options:
1. Stack-tip Downwash.
2. Model Accounts for ELEVated Terrain Effects.
3. Use Calms Processing Routine.
4. Use Missing Data Processing Routine.
5. "Upper Bound" Values for Supersquat Buildings.
6. No Exponential Decay for URBAN/Non-SO2

**Model Accepts FLAGPOLE Receptor Heights.

**Model Calculates 2 Short Term Average(s) of: 1-HR 8-HR

**This Run Includes: 48 Source(s); 1 Source Group(s); and 60 Receptor(s)

**The Model Assumes A Pollutant Type of: CO

**Model Set To Continue RUNning After the Setup Testing.

**Output Options Selected:
Model Outputs Tables of Highest Short Term Values by Receptor (RECTABLE Keyword)
Model Outputs Tables of Overall Maximum Short Term Values (MAXTABLE Keyword)

**NOTE: The Following Flags May Appear Following CONC Values: c for Calm Hours
m for Missing Hours
b for Both Calm and Missing Hours

**Misc. Inputs: Base Elev. for Pot. Temp. Profile (m MSL) = 0.00 ; Decay Coef. = 0.000 ; Rot. Angle = 0.0
Emission Units = GRAMS/SEC ; Emission Rate Unit Factor = 0.10000E+07
Output Units = MICROGRAMS/M**3

**Approximate Storage Requirements of Model = 1.3 MB of RAM.

**Detailed Error/Message File: ERRORS.OUT

*** VOLUME SOURCE DATA ***

SOURCE ID	NUMBER PART. CATS.	EMISSION RATE (GRAMS/SEC)	X (METERS)	Y (METERS)	BASE ELEV. (METERS)	RELEASE HEIGHT (METERS)	INIT. SY (METERS)	INIT. SZ (METERS)	URBAN SOURCE	EMISSION RATE SCALAR VARY BY
BLOCK1	0	0.45000E-01	7.3	0.7	0.0	2.60	4.50	2.40	YES	
BLOCK2	0	0.45000E-01	12.8	8.8	0.0	2.60	4.50	2.40	YES	
BLOCK3	0	0.45000E-01	18.3	16.9	0.0	2.60	4.50	2.40	YES	
BLOCK4	0	0.45000E-01	23.9	24.9	0.0	2.60	4.50	2.40	YES	
BLOCK5	0	0.45000E-01	29.4	33.0	0.0	2.60	4.50	2.40	YES	
BLOCK6	0	0.45000E-01	34.9	41.0	0.0	2.60	4.50	2.40	YES	
BLOCK7	0	0.45000E-01	40.4	49.1	0.0	2.60	4.50	2.40	YES	
BLOCK8	0	0.45000E-01	45.9	57.1	0.0	2.60	4.50	2.40	YES	
BLOCK9	0	0.45000E-01	51.4	65.2	0.0	2.60	4.50	2.40	YES	
BLOCK10	0	0.45000E-01	56.9	73.3	0.0	2.60	4.50	2.40	YES	
BLOCK11	0	0.45000E-01	62.4	81.3	0.0	2.60	4.50	2.40	YES	
BLOCK12	0	0.45000E-01	67.9	89.4	0.0	2.60	4.50	2.40	YES	
BLOCK13	0	0.45000E-01	73.5	97.4	0.0	2.60	4.50	2.40	YES	
BLOCK14	0	0.45000E-01	79.0	105.5	0.0	2.60	4.50	2.40	YES	
BLOCK15	0	0.45000E-01	84.5	113.5	0.0	2.60	4.50	2.40	YES	
BLOCK16	0	0.45000E-01	90.0	121.6	0.0	2.60	4.50	2.40	YES	
BLOCK17	0	0.45000E-01	95.5	129.6	0.0	2.60	4.50	2.40	YES	
BLOCK18	0	0.45000E-01	101.0	137.7	0.0	2.60	4.50	2.40	YES	
BLOCK19	0	0.45000E-01	106.5	145.8	0.0	2.60	4.50	2.40	YES	
BLOCK20	0	0.45000E-01	112.0	153.8	0.0	2.60	4.50	2.40	YES	
BLOCK21	0	0.45000E-01	117.5	161.9	0.0	2.60	4.50	2.40	YES	
BLOCK22	0	0.45000E-01	123.0	169.9	0.0	2.60	4.50	2.40	YES	
BLOCK23	0	0.45000E-01	128.6	178.0	0.0	2.60	4.50	2.40	YES	
BLOCK24	0	0.45000E-01	134.1	186.0	0.0	2.60	4.50	2.40	YES	
BLOCK30	0	0.49500E-01	-1.8	7.3	0.0	2.60	4.50	2.40	YES	
BLOCK31	0	0.49500E-01	3.7	15.4	0.0	2.60	4.50	2.40	YES	
BLOCK32	0	0.49500E-01	9.2	23.4	0.0	2.60	4.50	2.40	YES	
BLOCK33	0	0.49500E-01	14.7	31.5	0.0	2.60	4.50	2.40	YES	
BLOCK34	0	0.49500E-01	20.2	39.5	0.0	2.60	4.50	2.40	YES	
BLOCK35	0	0.49500E-01	25.7	47.6	0.0	2.60	4.50	2.40	YES	
BLOCK36	0	0.49500E-01	31.2	55.6	0.0	2.60	4.50	2.40	YES	
BLOCK37	0	0.49500E-01	36.8	63.7	0.0	2.60	4.50	2.40	YES	
BLOCK38	0	0.49500E-01	42.3	71.8	0.0	2.60	4.50	2.40	YES	
BLOCK39	0	0.49500E-01	47.8	79.8	0.0	2.60	4.50	2.40	YES	
BLOCK40	0	0.49500E-01	53.3	87.9	0.0	2.60	4.50	2.40	YES	
BLOCK41	0	0.49500E-01	58.8	95.9	0.0	2.60	4.50	2.40	YES	
BLOCK42	0	0.49500E-01	64.3	104.0	0.0	2.60	4.50	2.40	YES	
BLOCK43	0	0.49500E-01	69.8	112.0	0.0	2.60	4.50	2.40	YES	
BLOCK44	0	0.49500E-01	75.3	120.1	0.0	2.60	4.50	2.40	YES	
BLOCK45	0	0.49500E-01	80.8	128.2	0.0	2.60	4.50	2.40	YES	

**MODELOPTs:
CONC DFAULT ELEV FLGPOL

*** VOLUME SOURCE DATA ***

SOURCE ID	NUMBER PART. CATS.	EMISSION RATE (GRAMS/SEC)	X (METERS)	Y (METERS)	BASE ELEV. (METERS)	RELEASE HEIGHT (METERS)	INIT. SY (METERS)	INIT. SZ (METERS)	URBAN SOURCE	EMISSION RATE SCALAR VARY BY
BLOCK46	0	0.49500E-01	86.4	136.2	0.0	2.60	4.50	2.40	YES	
BLOCK47	0	0.49500E-01	91.9	144.3	0.0	2.60	4.50	2.40	YES	
BLOCK48	0	0.49500E-01	97.4	152.3	0.0	2.60	4.50	2.40	YES	
BLOCK49	0	0.49500E-01	102.9	160.4	0.0	2.60	4.50	2.40	YES	
BLOCK50	0	0.49500E-01	108.4	168.4	0.0	2.60	4.50	2.40	YES	
BLOCK51	0	0.49500E-01	113.9	176.5	0.0	2.60	4.50	2.40	YES	
BLOCK52	0	0.49500E-01	119.4	184.6	0.0	2.60	4.50	2.40	YES	
BLOCK53	0	0.49500E-01	124.9	192.6	0.0	2.60	4.50	2.40	YES	

**MODELOPTs:
CONC DFAULT ELEV FLGPOL

*** SOURCE IDs DEFINING SOURCE GROUPS ***

GROUP ID	SOURCE IDs
ALL	BLOCK1 , BLOCK2 , BLOCK3 , BLOCK4 , BLOCK5 , BLOCK6 , BLOCK7 , BLOCK8 , BLOCK9 , BLOCK10 , BLOCK11 , BLOCK12 , BLOCK13 , BLOCK14 , BLOCK15 , BLOCK16 , BLOCK17 , BLOCK18 , BLOCK19 , BLOCK20 , BLOCK21 , BLOCK22 , BLOCK23 , BLOCK24 , BLOCK30 , BLOCK31 , BLOCK32 , BLOCK33 , BLOCK34 , BLOCK35 , BLOCK36 , BLOCK37 , BLOCK38 , BLOCK39 , BLOCK40 , BLOCK41 , BLOCK42 , BLOCK43 , BLOCK44 , BLOCK45 , BLOCK46 , BLOCK47 , BLOCK48 , BLOCK49 , BLOCK50 , BLOCK51 , BLOCK52 , BLOCK53 ,

**MODELOPTs:
CONC DFAULT ELEV FLGPOL

*** DISCRETE CARTESIAN RECEPTORS ***
(X-COORD, Y-COORD, ZELEV, ZHILL, ZFLAG)
(METERS)

(	10.4,	-7.1,	0.0,	0.0,	1.8);	(	14.6,	-1.1,	0.0,	0.0,	1.8);
(	18.8,	5.0,	0.0,	0.0,	1.8);	(	23.0,	11.2,	0.0,	0.0,	1.8);
(	27.2,	17.3,	0.0,	0.0,	1.8);	(	31.4,	23.5,	0.0,	0.0,	1.8);
(	35.6,	29.6,	0.0,	0.0,	1.8);	(	39.8,	35.7,	0.0,	0.0,	1.8);
(	44.0,	41.9,	0.0,	0.0,	1.8);	(	48.2,	48.0,	0.0,	0.0,	1.8);
(	52.4,	54.2,	0.0,	0.0,	1.8);	(	56.6,	60.3,	0.0,	0.0,	1.8);
(	60.8,	66.4,	0.0,	0.0,	1.8);	(	65.0,	72.6,	0.0,	0.0,	1.8);
(	69.2,	78.7,	0.0,	0.0,	1.8);	(	73.4,	84.9,	0.0,	0.0,	1.8);
(	77.6,	91.0,	0.0,	0.0,	1.8);	(	81.8,	97.2,	0.0,	0.0,	1.8);
(	86.0,	103.3,	0.0,	0.0,	1.8);	(	90.2,	109.4,	0.0,	0.0,	1.8);
(	94.4,	115.6,	0.0,	0.0,	1.8);	(	98.6,	121.7,	0.0,	0.0,	1.8);
(	102.8,	127.9,	0.0,	0.0,	1.8);	(	107.0,	134.0,	0.0,	0.0,	1.8);
(	111.2,	140.1,	0.0,	0.0,	1.8);	(	115.4,	146.3,	0.0,	0.0,	1.8);
(	119.6,	152.4,	0.0,	0.0,	1.8);	(	123.8,	158.6,	0.0,	0.0,	1.8);
(	128.0,	164.7,	0.0,	0.0,	1.8);	(	132.2,	170.8,	0.0,	0.0,	1.8);
(	136.4,	177.0,	0.0,	0.0,	1.8);	(	140.6,	183.1,	0.0,	0.0,	1.8);
(	144.8,	189.3,	0.0,	0.0,	1.8);	(	149.0,	195.4,	0.0,	0.0,	1.8);
(	153.2,	201.6,	0.0,	0.0,	1.8);	(	157.4,	207.7,	0.0,	0.0,	1.8);
(	161.6,	213.8,	0.0,	0.0,	1.8);	(	165.8,	220.0,	0.0,	0.0,	1.8);
(	170.0,	226.1,	0.0,	0.0,	1.8);	(	174.2,	232.3,	0.0,	0.0,	1.8);
(	178.4,	238.4,	0.0,	0.0,	1.8);	(	182.6,	244.5,	0.0,	0.0,	1.8);
(	186.8,	250.7,	0.0,	0.0,	1.8);	(	191.0,	256.8,	0.0,	0.0,	1.8);
(	195.2,	263.0,	0.0,	0.0,	1.8);	(	199.4,	269.1,	0.0,	0.0,	1.8);
(	203.6,	275.3,	0.0,	0.0,	1.8);	(	207.8,	281.4,	0.0,	0.0,	1.8);
(	212.0,	287.5,	0.0,	0.0,	1.8);	(	216.2,	293.7,	0.0,	0.0,	1.8);
(	220.4,	299.8,	0.0,	0.0,	1.8);	(	224.6,	306.0,	0.0,	0.0,	1.8);
(	228.8,	312.1,	0.0,	0.0,	1.8);	(	233.0,	318.2,	0.0,	0.0,	1.8);
(	237.2,	324.4,	0.0,	0.0,	1.8);	(	241.4,	330.5,	0.0,	0.0,	1.8);
(	6.2,	-13.4,	0.0,	0.0,	1.8);	(	2.0,	-19.5,	0.0,	0.0,	1.8);
(	-2.2,	-25.7,	0.0,	0.0,	1.8);	(	-6.4,	-31.8,	0.0,	0.0,	1.8);

**MODELOPTs:
CONC DFAULT ELEV FLGPOL

* SOURCE-RECEPTOR COMBINATIONS FOR WHICH CALCULATIONS MAY NOT BE PERFORMED *
LESS THAN 1.0 METER OR WITHIN OPEN PIT SOURCE

SOURCE ID	- - RECEPTOR LOCATION - - XR (METERS)	YR (METERS)	DISTANCE (METERS)
BLOCK1	10.4	-7.1	-1.28
BLOCK1	14.6	-1.1	-2.16
BLOCK2	14.6	-1.1	0.39
BLOCK2	18.8	5.0	-2.57
BLOCK2	23.0	11.2	0.80
BLOCK3	23.0	11.2	-2.29
BLOCK3	27.2	17.3	-0.77
BLOCK4	27.2	17.3	-1.39
BLOCK4	31.4	23.5	-2.05
BLOCK5	31.4	23.5	0.03
BLOCK5	35.6	29.6	-2.60
BLOCK6	39.8	35.7	-2.46
BLOCK6	44.0	41.9	-0.53
BLOCK7	44.0	41.9	-1.63
BLOCK7	48.2	48.0	-1.80
BLOCK8	48.2	48.0	-0.29
BLOCK8	52.4	54.2	-2.56
BLOCK9	56.6	60.3	-2.53
BLOCK9	60.8	66.4	-0.20
BLOCK10	60.8	66.4	-1.75
BLOCK10	65.0	72.6	-1.54
BLOCK11	65.0	72.6	-0.59
BLOCK11	69.2	78.7	-2.39
BLOCK12	73.4	84.9	-2.57
BLOCK12	77.6	91.0	0.16
BLOCK13	77.6	91.0	-2.07
BLOCK13	81.8	97.2	-1.37
BLOCK14	81.8	97.2	-0.92
BLOCK14	86.0	103.3	-2.34
BLOCK15	86.0	103.3	0.63
BLOCK15	90.2	109.4	-2.65
BLOCK15	94.4	115.6	0.45
BLOCK16	94.4	115.6	-2.23
BLOCK16	98.6	121.7	-1.07
BLOCK17	98.6	121.7	-1.19
BLOCK17	102.8	127.9	-2.18
BLOCK18	102.8	127.9	0.29
BLOCK18	107.0	134.0	-2.63
BLOCK18	111.2	140.1	0.80
BLOCK19	111.2	140.1	-2.29

**MODELOPTs:
CONC DFAULT ELEV FLGPOL

* SOURCE-RECEPTOR COMBINATIONS FOR WHICH CALCULATIONS MAY NOT BE PERFORMED *
LESS THAN 1.0 METER OR WITHIN OPEN PIT SOURCE

SOURCE ID	- - RECEPTOR LOCATION - - XR (METERS)	YR (METERS)	DISTANCE (METERS)
BLOCK19	115.4	146.3	-0.76
BLOCK20	115.4	146.3	-1.44
BLOCK20	119.6	152.4	-1.95
BLOCK21	119.6	152.4	0.05
BLOCK21	123.8	158.6	-2.56
BLOCK22	128.0	164.7	-2.46
BLOCK22	132.2	170.8	-0.43
BLOCK23	132.2	170.8	-1.63
BLOCK23	136.4	177.0	-1.81
BLOCK24	136.4	177.0	-0.39
BLOCK24	140.6	183.1	-2.56

```
                                        *** METEOROLOGICAL DAYS SELECTED FOR PROCESSING ***
                                                        (1=YES; 0=NO)

             1 1 1 1 1 1 1 1 1 1  1 1 1 1 1 1 1 1 1 1  1 1 1 1 1 1 1 1 1 1  1 1 1 1 1 1 1 1 1 1  1 1 1 1 1 1 1 1 1 1
             1 1 1 1 1 1 1 1 1 1  1 1 1 1 1 1 1 1 1 1  1 1 1 1 1 1 1 1 1 1  1 1 1 1 1 1 1 1 1 1  1 1 1 1 1 1 1 1 1 1
             1 1 1 1 1 1 1 1 1 1  1 1 1 1 1 1 1 1 1 1  1 1 1 1 1 1 1 1 1 1  1 1 1 1 1 1 1 1 1 1  1 1 1 1 1 1 1 1 1 1
             1 1 1 1 1 1 1 1 1 1  1 1 1 1 1 1 1 1 1 1  1 1 1 1 1 1 1 1 1 1  1 1 1 1 1 1 1 1 1 1  1 1 1 1 1 1 1 1 1 1
             1 1 1 1 1 1 1 1 1 1  1 1 1 1 1 1 1 1 1 1  1 1 1 1 1 1 1 1 1 1  1 1 1 1 1 1 1 1 1 1  1 1 1 1 1 1 1 1 1 1
             1 1 1 1 1 1 1 1 1 1  1 1 1 1 1 1 1 1 1 1  1 1 1 1 1 1 1 1 1 1  1 1 1 1 1 1 1 1 1 1  1 1 1 1 1 1 1 1 1 1
             1 1 1 1 1 1 1 1 1 1  1 1 1 1 1 1 1 1 1 1  1 1 1 1 1 1 1 1 1 1  1 1 1 1 1 1 1 1 1 1  1 1 1 1 1 1 1 1 1 1
             1 1 1 1 1 1 1 1 1 1  1 1 1 1 1 1

                   METEOROLOGICAL DATA PROCESSED BETWEEN START DATE:    0   0  0  0
                                                      AND END DATE: 9999  99 99 24

              NOTE:  METEOROLOGICAL DATA ACTUALLY PROCESSED WILL ALSO DEPEND ON WHAT IS INCLUDED IN THE DATA FILE.


                                  *** UPPER BOUND OF FIRST THROUGH FIFTH WIND SPEED CATEGORIES ***
                                                          (METERS/SEC)

                                           1.54,    3.09,    5.14,    8.23,   10.80,
```

**MODELOPTs:
CONC DFAULT ELEV FLGPOL

*** UP TO THE FIRST 24 HOURS OF METEOROLOGICAL DATA ***

Surface file: LGAOKX01.SFC
Profile file: LGAOKX01.PFL
Surface format: (3(I2,1X),I3,1X,I2,1X,F6.1,1X,3(F6.3,1X),2(F5.0,1X),F8.1,1X,F6.3,1X,2(F6.2,1X),F7.2,1X,F5.0,3(1X,F6.1))
Profile format: (4(I2,1X),F6.1,1X,I1,1X,F5.0,1X,F7.2,1X,F7.2,1X,F6.1,1X,F7.2)
Surface station no.: 14732 Upper air station no.: 94703
Name: LA Name: BROOKHAVEN
Year: 2001 Year: 2001

First 24 hours of scalar data

YR	MO	DY	JDY	HR	H0	U*	W*	DT/DZ	ZICNV	ZIMCH	M-O LEN	ZO	BOWEN	ALBEDO	REF WS	WD	HT	REF TA	HT
01	01	01	0	01	-64.0	1.387	-9.000	-9.000	-999.	3758.	3769.2	1.00	1.50	1.00	7.70	281.	9.1	269.2	2.0
01	01	01	1	02	-64.0	1.204	-9.000	-9.000	-999.	3109.	2465.2	1.00	1.50	1.00	6.70	268.	9.1	269.2	2.0
01	01	01	1	03	-64.0	1.111	-9.000	-9.000	-999.	2726.	1941.8	1.00	1.50	1.00	6.20	294.	9.1	269.2	2.0
01	01	01	1	04	-64.0	1.296	-9.000	-9.000	-999.	3370.	3076.7	1.00	1.50	1.00	7.20	303.	9.1	269.2	2.0
01	01	01	1	05	-64.0	0.714	-9.000	-9.000	-999.	1819.	515.7	1.00	1.50	1.00	4.10	303.	9.1	269.2	2.0
01	01	01	1	06	-64.0	1.018	-9.000	-9.000	-999.	2354.	1497.4	1.00	1.50	1.00	5.70	282.	9.1	269.2	2.0
01	01	01	1	07	-64.0	1.204	-9.000	-9.000	-999.	3020.	2470.2	1.00	1.50	1.00	6.70	315.	9.1	269.2	2.0
01	01	01	1	08	-64.0	1.296	-9.000	-9.000	-999.	3375.	3085.9	1.00	1.50	0.84	7.20	313.	9.1	269.2	2.0
01	01	01	1	09	-22.1	0.733	-9.000	-9.000	-999.	1848.	1621.6	1.00	1.50	0.55	4.10	297.	9.1	270.4	2.0
01	01	01	1	10	23.9	1.126	-9.000	-9.000	-999.	2737.	-5437.4	1.00	1.50	0.44	6.20	321.	9.1	270.4	2.0
01	01	01	1	11	61.7	1.131	-9.000	-9.000	-999.	2764.	-2129.5	1.00	1.50	0.41	6.20	334.	9.1	270.9	2.0
01	01	01	1	12	77.2	1.132	-9.000	-9.000	-999.	2771.	-1710.3	1.00	1.50	0.39	6.20	326.	9.1	272.0	2.0
01	01	01	1	13	77.0	1.222	-9.000	-9.000	-999.	3092.	-2151.5	1.00	1.50	0.39	6.70	323.	9.1	272.5	2.0
01	01	01	1	14	61.1	1.131	-9.000	-9.000	-999.	2788.	-2149.8	1.00	1.50	0.41	6.20	309.	9.1	273.1	2.0
01	01	01	1	15	32.5	0.752	-9.000	-9.000	-999.	1684.	-1188.6	1.00	1.50	0.45	4.10	342.	9.1	273.1	2.0
01	01	01	1	16	-17.4	0.919	-9.000	-9.000	-999.	2020.	4048.6	1.00	1.50	0.56	5.10	334.	9.1	273.1	2.0
01	01	01	1	17	-64.0	1.019	-9.000	-9.000	-999.	2355.	1501.5	1.00	1.50	0.86	5.70	321.	9.1	273.1	2.0
01	01	01	1	18	-63.7	0.906	-9.000	-9.000	-999.	2007.	1063.7	1.00	1.50	1.00	5.10	317.	9.1	272.0	2.0
01	01	01	1	19	-64.0	0.811	-9.000	9.000	-999.	1698.	759.2	1.00	1.50	1.00	4.60	344.	9.1	272.0	2.0
01	01	01	1	20	-57.4	0.814	-9.000	-9.000	-999.	1688.	953.9	1.00	1.50	1.00	4.60	327.	9.1	270.3	2.0
01	01	01	1	21	-64.0	1.019	-9.000	-9.000	-999.	2355.	1504.6	1.00	1.50	1.00	5.70	330.	9.1	270.9	2.0
01	01	01	1	22	-64.0	1.204	-9.000	-9.000	-999.	3020.	2482.9	1.00	1.50	1.00	6.70	332.	9.1	270.4	2.0
01	01	01	1	23	-64.0	1.019	-9.000	-9.000	-999.	2422.	1505.2	1.00	1.50	1.00	5.70	330.	9.1	269.2	2.0
01	01	01	1	24	-64.0	0.906	-9.000	-9.000	-999.	2014.	1059.6	1.00	1.50	1.00	5.10	340.	9.1	269.2	2.0

First hour of profile data

YR	MO	DY	HR	HEIGHT	F	WDIR	WSPD	AMB_TMP	sigmaA	sigmaW	sigmaV
01	01	01	01	9.1	1	281.	7.70	269.3	99.0	-99.00	-99.00

F indicates top of profile (=1) or below (=0)

**MODELOPTs:
CONC DFAULT ELEV FLGPOL

*** THE 1ST HIGHEST 1-HR AVERAGE CONCENTRATION VALUES FOR SOURCE GROUP: ALL ***
INCLUDING SOURCE(S): BLOCK1 , BLOCK2 , BLOCK3 , BLOCK4 , BLOCK5 , BLOCK6 , BLOCK7 ,
BLOCK8 , BLOCK9 , BLOCK10 , BLOCK11 , BLOCK12 , BLOCK13 , BLOCK14 , BLOCK15 , BLOCK16 , BLOCK17 , BLOCK18 , BLOCK19 ,
BLOCK20 , BLOCK21 , BLOCK22 , BLOCK23 , BLOCK24 , BLOCK30 , BLOCK31 , BLOCK32 , BLOCK33 , BLOCK34 , BLOCK35 , . . . ,

*** DISCRETE CARTESIAN RECEPTOR POINTS ***

** CONC OF CO IN MICROGRAMS/M**3 **

X-COORD (M)	Y-COORD (M)	CONC	(YYMMDDHH)	X-COORD (M)	Y-COORD (M)	CONC	(YYMMDDHH)
10.40	-7.10	1098.46570	(01070902)	14.60	-1.10	1097.58875	(01070902)
18.80	5.00	1392.54272	(01070902)	23.00	11.20	1326.33313	(01070902)
27.20	17.30	1346.05566	(01070902)	31.40	23.50	1364.26282	(01070902)
35.60	29.60	1581.50000	(01110924)	39.80	35.70	1571.29993	(01070902)
44.00	41.90	1436.12939	(01110924)	48.20	48.00	1421.82397	(01110924)
52.40	54.20	1639.39526	(01110924)	56.60	60.30	1611.29456	(01110924)
60.80	66.40	1463.06152	(01110924)	65.00	72.60	1439.12659	(01110924)
69.20	78.70	1647.27039	(01110924)	73.40	84.90	1613.53894	(01110924)
77.60	91.00	1457.00708	(01110924)	81.80	97.20	1423.00635	(01110924)
86.00	103.30	1393.90808	(01110924)	90.20	109.40	1578.00659	(01110924)
94.40	115.60	1416.09937	(01110924)	98.60	121.70	1364.51453	(01110924)
102.80	127.90	1383.75378	(01082302)	107.00	134.00	1503.27942	(01082302)
111.20	140.10	1326.30835	(01082302)	115.40	146.30	1330.10132	(01082302)
119.60	152.40	1349.38635	(01082302)	123.80	158.60	1453.69055	(01082302)
128.00	164.70	1452.49792	(01082302)	132.20	170.80	1229.54688	(01082302)
136.40	177.00	1185.81128	(01082302)	140.60	183.10	1207.70728	(01082302)
144.80	189.30	1227.49780	(01082302)	149.00	195.40	1029.11963	(01082302)
153.20	201.60	867.11664	(01082302)	157.40	207.70	740.10046	(01082302)
161.60	213.80	641.10388	(01091623)	165.80	220.00	563.01294	(01091623)
170.00	226.10	503.05386	(01111804)	174.20	232.30	456.13943	(01111804)
178.40	238.40	416.96658	(01111804)	182.60	244.50	383.57736	(01111804)
186.80	250.70	354.56094	(01111804)	191.00	256.80	329.53857	(01111804)
195.20	263.00	307.37476	(01111804)	199.40	269.10	287.95679	(01111804)
203.60	275.30	270.49704	(01111804)	207.80	281.40	255.06163	(01100124)
212.00	287.50	241.33728	(01100124)	216.20	293.70	228.80450	(01100124)
220.40	299.80	217.48427	(01100124)	224.60	306.00	207.05687	(01100124)
228.80	312.10	197.56691	(01100124)	233.00	318.20	188.82982	(01100124)
237.20	324.40	180.69763	(01100124)	241.40	330.50	173.22836	(01100124)
6.20	-13.40	1097.21899	(01070305)	2.00	-19.50	922.26752	(01070305)
-2.20	-25.70	788.56354	(01070902)	-6.40	-31.80	688.61786	(01070902)

**MODELOPTs:
CONC DFAULT ELEV FLGPOL

*** THE 2ND HIGHEST 1-HR AVERAGE CONCENTRATION VALUES FOR SOURCE GROUP: ALL ***
INCLUDING SOURCE(S): BLOCK1 , BLOCK2 , BLOCK3 , BLOCK4 , BLOCK5 , BLOCK6 , BLOCK7 ,
BLOCK8 , BLOCK9 , BLOCK10 , BLOCK11 , BLOCK12 , BLOCK13 , BLOCK14 , BLOCK15 , BLOCK16 , BLOCK17 , BLOCK18 , BLOCK19 ,
BLOCK20 , BLOCK21 , BLOCK22 , BLOCK23 , BLOCK24 , BLOCK30 , BLOCK31 , BLOCK32 , BLOCK33 , BLOCK34 , BLOCK35 , . . . ,

*** DISCRETE CARTESIAN RECEPTOR POINTS ***

** CONC OF CO IN MICROGRAMS/M**3 **

X-COORD (M)	Y-COORD (M)	CONC	(YYMMDDHH)	X-COORD (M)	Y-COORD (M)	CONC	(YYMMDDHH)
10.40	-7.10	1086.65735	(01070305)	14.60	-1.10	1081.77283	(01070305)
18.80	5.00	1383.83972	(01110924)	23.00	11.20	1307.99268	(01110924)
27.20	17.30	1333.72681	(01110924)	31.40	23.50	1350.57666	(01110924)
35.60	29.60	1499.10852	(01070902)	39.80	35.70	1571.25623	(01110924)
44.00	41.90	1430.91907	(01070902)	48.20	48.00	1416.08594	(01070902)
52.40	54.20	1533.02893	(01070902)	56.60	60.30	1589.57629	(01070902)
60.80	66.40	1436.32507	(01070902)	65.00	72.60	1412.80249	(01070902)
69.20	78.70	1519.31885	(01070902)	73.40	84.90	1568.74939	(01070902)
77.60	91.00	1407.91174	(01070902)	81.80	97.20	1373.95068	(01070902)
86.00	103.30	1374.76807	(01082302)	90.20	109.40	1506.69507	(01070902)
94.40	115.60	1342.03613	(01070902)	98.60	121.70	1349.24292	(01082302)
102.80	127.90	1363.53552	(01091623)	107.00	134.00	1490.82532	(01110924)
111.20	140.10	1308.22766	(01091623)	115.40	146.30	1313.35950	(01091623)
119.60	152.40	1330.92297	(01091623)	123.80	158.60	1433.62354	(01091623)
128.00	164.70	1425.18811	(01091523)	132.20	170.80	1206.02710	(01091623)
136.40	177.00	1169.59033	(01091623)	140.60	183.10	1189.78918	(01091623)
144.80	189.30	1208.17297	(01091623)	149.00	195.40	1016.48090	(01091623)
153.20	201.60	860.58832	(01091623)	157.40	207.70	737.97461	(01091623)
161.60	213.80	640.07990	(01082302)	165.80	220.00	559.65454	(01082302)
170.00	226.10	500.50742	(01091623)	174.20	232.30	451.36057	(01100124)
178.40	238.40	413.26999	(01100124)	182.60	244.50	380.74481	(01100124)
186.80	250.70	352.49002	(01100124)	191.00	256.80	328.03574	(01100124)
195.20	263.00	306.39365	(01100124)	199.40	269.10	287.36493	(01100124)
203.60	275.30	270.27612	(01100124)	207.80	281.40	255.00783	(01111804)
212.00	287.50	241.04910	(01111804)	216.20	293.70	228.28119	(01111804)
220.40	299.80	216.79041	(01111804)	224.60	306.00	206.18559	(01111804)
228.80	312.10	196.56995	(01111804)	233.00	318.20	187.72375	(01111804)
237.20	324.40	179.47145	(01111804)	241.40	330.50	171.92088	(01111804)
6.20	-13.40	1091.83594	(01070902)	2.00	-19.50	920.23969	(01070902)
-2.20	-25.70	781.36835	(01070305)	-6.40	-31.80	675.01221	(01021320)

**MODELOPTs:
CONC DFAULT ELEV FLGPOL

*** THE 1ST HIGHEST 8-HR AVERAGE CONCENTRATION VALUES FOR SOURCE GROUP: ALL ***
INCLUDING SOURCE(S): BLOCK1 , BLOCK2 , BLOCK3 , BLOCK4 , BLOCK5 , BLOCK6 , BLOCK7 ,
BLOCK8 , BLOCK9 , BLOCK10 , BLOCK11 , BLOCK12 , BLOCK13 , BLOCK14 , BLOCK15 , BLOCK16 , BLOCK17 , BLOCK18 , BLOCK19 ,
BLOCK20 , BLOCK21 , BLOCK22 , BLOCK23 , BLOCK24 , BLOCK30 , BLOCK31 , BLOCK32 , BLOCK33 , BLOCK34 , BLOCK35 , . . . ,

*** DISCRETE CARTESIAN RECEPTOR POINTS ***

** CONC OF CO IN MICROGRAMS/M**3 **

X-COORD (M)	Y-COORD (M)	CONC	(YYMMDDHH)	X-COORD (M)	Y-COORD (M)	CONC	(YYMMDDHH)
10.40	-7.10	719.94415c	(01121008)	14.60	-1.10	731.68536c	(01121008)
18.80	5.00	949.19354c	(01121008)	23.00	11.20	912.05817c	(01121008)
27.20	17.30	943.57727c	(01121008)	31.40	23.50	965.49591c	(01121008)
35.60	29.60	1120.77283c	(01121008)	39.80	35.70	1118.37854c	(01121008)
44.00	41.90	1037.09338c	(01121008)	48.20	48.00	1037.75952c	(01121008)
52.40	54.20	1177.45520c	(01121008)	56.60	60.30	1159.71533c	(01121008)
60.80	66.40	1064.97888c	(01121008)	65.00	72.60	1059.79346c	(01121008)
69.20	78.70	1190.90149c	(01121008)	73.40	84.90	1167.84192c	(01121008)
77.60	91.00	1067.03125c	(01121008)	81.80	97.20	1056.72815c	(01121008)
86.00	103.30	1038.30237c	(01121008)	90.20	109.40	1146.14172c	(01121008)
94.40	115.60	1041.94507c	(01121008)	98.60	121.70	1018.61383c	(01121008)
102.80	127.90	991.03400c	(01121008)	107.00	134.00	1099.15369c	(01121008)
111.20	140.10	970.11639c	(01121008)	115.40	146.30	927.99872c	(01121008)
119.60	152.40	891.61658	(01111808)	123.80	158.60	959.01971c	(01121008)
128.00	164.70	910.66986	(01111808)	132.20	170.80	801.38812	(01111808)
136.40	177.00	764.92047	(01111808)	140.60	183.10	763.18011	(01111808)
144.80	189.30	755.73193	(01111808)	149.00	195.40	651.32770	(01111808)
153.20	201.60	548.58020	(01111808)	157.40	207.70	469.18900	(01111808)
161.60	213.80	406.99628	(01111808)	165.80	220.00	357.26907	(01111808)
170.00	226.10	317.51340	(01111808)	174.20	232.30	284.66220	(01111808)
178.40	238.40	257.59390	(01111808)	182.60	244.50	234.76541	(01111808)
186.80	250.70	215.09636	(01111808)	191.00	256.80	198.30708	(01111808)
195.20	263.00	183.54207	(01111808)	199.40	269.10	170.72020	(01111808)
203.60	275.30	159.26241	(01111808)	207.80	281.40	149.17653	(01111808)
212.00	287.50	140.14406	(01111808)	216.20	293.70	131.92484	(01111808)
220.40	299.80	124.57660	(01111808)	224.60	306.00	117.82672	(01111808)
228.80	312.10	111.74311	(01111808)	233.00	318.20	106.17384	(01111808)
237.20	324.40	101.00023	(01111808)	241.40	330.50	96.29146	(01111808)
6.20	-13.40	704.53571c	(01121008)	2.00	-19.50	573.12543c	(01121008)
-2.20	-25.70	474.84988c	(01121008)	-6.40	-31.80	401.80673c	(01121008)

**MODELOPTs:
CONC DFAULT ELEV FLGPOL

*** THE 2ND HIGHEST 8-HR AVERAGE CONCENTRATION VALUES FOR SOURCE GROUP: ALL ***
INCLUDING SOURCE(S): BLOCK1 , BLOCK2 , BLOCK3 , BLOCK4 , BLOCK5 , BLOCK6 , BLOCK7 ,
BLOCK8 , BLOCK9 , BLOCK10 , BLOCK11 , BLOCK12 , BLOCK13 , BLOCK14 , BLOCK15 , BLOCK16 , BLOCK17 , BLOCK18 , BLOCK19 ,
BLOCK20 , BLOCK21 , BLOCK22 , BLOCK23 , BLOCK24 , BLOCK30 , BLOCK31 , BLOCK32 , BLOCK33 , BLOCK34 , BLOCK35 , . . . ,

*** DISCRETE CARTESIAN RECEPTOR POINTS ***

** CONC OF CO IN MICROGRAMS/M**3 **

X-COORD (M)	Y-COORD (M)	CONC	(YYMMDDHH)	X-COORD (M)	Y-COORD (M)	CONC	(YYMMDDHH)
10.40	-7.10	599.51361	(01091708)	14.60	-1.10	596.26843	(01091708)
18.80	5.00	776.47803c	(01122308)	23.00	11.20	741.77722c	(01122308)
27.20	17.30	774.13660c	(01122308)	31.40	23.50	801.84967c	(01122308)
35.60	29.60	924.05646c	(01122308)	39.80	35.70	930.45105c	(01122308)
44.00	41.90	848.07220c	(01122308)	48.20	48.00	860.22351	(01100908)
52.40	54.20	976.53149	(01100908)	56.60	60.30	985.09277	(01100908)
60.80	66.40	884.27533	(01100908)	65.00	72.60	899.73535	(01100908)
69.20	78.70	1008.11182	(01100908)	73.40	84.90	1010.20197	(01100908)
77.60	91.00	903.65308	(01100908)	81.80	97.20	912.70435	(01100908)
86.00	103.30	919.34369	(01100908)	90.20	109.40	1012.05841	(01100908)
94.40	115.60	903.83649	(01100908)	98.60	121.70	903.74933	(01100908)
102.80	127.90	920.37866	(01111808)	107.00	134.00	1001.16443	(01100908)
111.20	140.10	884.02216	(01111808)	115.40	146.30	886.72736	(01111808)
119.60	152.40	876.53168c	(01121008)	123.80	158.60	948.90472	(01111808)
128.00	164.70	882.74786	(01100908)	132.20	170.80	732.90338	(01100908)
136.40	177.00	668.13849	(01100908)	140.60	183.10	669.17377	(01100124)
144.80	189.30	655.36017	(01100124)	149.00	195.40	520.05444c	(01082308)
153.20	201.60	424.31534c	(01082308)	157.40	207.70	354.27328c	(01082308)
161.60	213.80	303.19348	(01102108)	165.80	220.00	266.49414	(01102108)
170.00	226.10	237.11456	(01102108)	174.20	232.30	212.97896	(01102108)
178.40	238.40	192.96701	(01102108)	182.60	244.50	176.10619	(01102108)
186.80	250.70	161.56223	(01102108)	191.00	256.80	149.07925	(01102108)
195.20	263.00	138.14235	(01102108)	199.40	269.10	128.87521	(01100308)
203.60	275.30	120.67764	(01100308)	207.80	281.40	113.43011	(01100308)
212.00	287.50	106.92967	(01100308)	216.20	293.70	101.02448	(01100308)
220.40	299.80	95.71582	(01100308)	224.60	306.00	90.84761	(01100308)
228.80	312.10	86.43380	(01100308)	233.00	318.20	82.38464	(01100308)
237.20	324.40	78.63005	(01100308)	241.40	330.50	75.19130	(01100308)
6.20	-13.40	592.59424	(01091708)	2.00	-19.50	493.64331	(01091908)
-2.20	-25.70	416.77594	(01091908)	-6.40	-31.80	359.06339	(01091908)

CONC DFAULT ELEV FLGPOL

*** THE MAXIMUM 10 1-HR AVERAGE CONCENTRATION VALUES FOR SOURCE GROUP: ALL ***
INCLUDING SOURCE(S): BLOCK1 , BLOCK2 , BLOCK3 , BLOCK4 , BLOCK5 , BLOCK6 , BLOCK7 ,
BLOCK8 , BLOCK9 , BLOCK10 , BLOCK11 , BLOCK12 , BLOCK13 , BLOCK14 , BLOCK15 , BLOCK16 , BLOCK17 , BLOCK18 , BLOCK19 ,
BLOCK20 , BLOCK21 , BLOCK22 , BLOCK23 , BLOCK24 , BLOCK30 , BLOCK31 , BLOCK32 , BLOCK33 , BLOCK34 , BLOCK35 , . . . ,

** CONC OF CO IN MICROGRAMS/M**3 **

RANK	CONC	(YYMMDDHH)	AT	RECEPTOR (XR,YR)		OF TYPE	RANK	CONC	(YYMMDDHH)	AT	RECEPTOR (XR,YR)		OF TYPE
1.	1647.27039	(01110924)	AT (	69.20,	78.70)	DC	6.	1581.50000	(01110924)	AT (	35.60,	29.60)	DC
2.	1639.39526	(01110924)	AT (	52.40,	54.20)	DC	7.	1578.00659	(01110924)	AT (	90.20,	109.40)	DC
3.	1613.53894	(01110924)	AT (	73.40,	84.90)	DC	8.	1571.29993	(01070902)	AT (	39.80,	35.70)	DC
4.	1611.29456	(01110924)	AT (	56.60,	60.30)	DC	9.	1571.25623	(01110924)	AT (	39.80,	35.70)	DC
5.	1589.57629	(01070902)	AT (	56.60,	60.30)	DC	10.	1568.74939	(01070902)	AT (	73.40,	84.90)	DC

*** RECEPTOR TYPES: GC = GRIDCART
GP = GRIDPOLR
DC = DISCCART
DP = DISCPOLR

**MODELOPTs:
CONC DFAULT ELEV FLGPOL

*** THE MAXIMUM 10 8-HR AVERAGE CONCENTRATION VALUES FOR SOURCE GROUP: ALL ***
INCLUDING SOURCE(S): BLOCK1 , BLOCK2 , BLOCK3 , BLOCK4 , BLOCK5 , BLOCK6 , BLOCK7 ,
BLOCK8 , BLOCK9 , BLOCK10 , BLOCK11 , BLOCK12 , BLOCK13 , BLOCK14 , BLOCK15 , BLOCK16 , BLOCK17 , BLOCK18 , BLOCK19 ,
BLOCK20 , BLOCK21 , BLOCK22 , BLOCK23 , BLOCK24 , BLOCK30 , BLOCK31 , BLOCK32 , BLOCK33 , BLOCK34 , BLOCK35 , . . . ,

** CONC OF CO IN MICROGRAMS/M**3 **

RANK	CONC	(YYMMDDHH)	AT	RECEPTOR (XR,YR)		OF TYPE	RANK	CONC	(YYMMDDHH)	AT	RECEPTOR (XR,YR)		OF TYPE
1.	1190.90149c	(01121008)	AT (	69.20,	78.70)	DC	6.	1120.77283c	(01121008)	AT (	35.60,	29.60)	DC
2.	1177.45520c	(01121008)	AT (	52.40,	54.20)	DC	7.	1118.37854c	(01121008)	AT (	39.80,	35.70)	DC
3.	1167.84192c	(01121008)	AT (	73.40,	84.90)	DC	8.	1099.15369c	(01121008)	AT (	107.00,	134.00)	DC
4.	1159.71533c	(01121008)	AT (	56.60,	60.30)	DC	9.	1067.03125c	(01121008)	AT (	77.60,	81.00)	DC
5.	1146.14172c	(01121008)	AT (	90.20,	109.40)	DC	10.	1064.97888c	(01121008)	AT (	60.80,	66.40)	DC

*** RECEPTOR TYPES: GC = GRIDCART
GP = GRIDPOLR
DC = DISCCART
DP = DISCPOLR

**MODELOPTs:
CONC DFAULT ELEV FLGPOL

*** THE SUMMARY OF HIGHEST 1-HR RESULTS ***

** CONC OF CO IN MICROGRAMS/M**3 **

GROUP ID		AVERAGE CONC	DATE (YYMMDDHH)	RECEPTOR (XR, YR, ZELEV, ZHILL, ZFLAG)	NETWORK OF TYPE	GRID-ID
ALL	HIGH 1ST HIGH VALUE IS	1647.27039	ON 01110924: AT (	69.20, 78.70, 0.00, 0.00, 1.80)	DC	
	HIGH 2ND HIGH VALUE IS	1589.57629	ON 01070902: AT (	56.60, 60.30, 0.00, 0.00, 1.80)	DC	

*** RECEPTOR TYPES: GC = GRIDCART
GP = GRIDPOLR
DC = DISCCART
DP = DISCPOLR

*** THE SUMMARY OF HIGHEST 8-HR RESULTS ***

** CONC OF CO IN MICROGRAMS/M**3 **

GROUP ID		AVERAGE CONC	DATE (YYMMDDHH)	RECEPTOR (XR, YR, ZELEV, ZHILL, ZFLAG)	NETWORK OF TYPE	GRID-ID
ALL	HIGH 1ST HIGH VALUE IS	1190.90149c	ON 01121008:	AT (69.20, 78.70, 0.00, 0.00, 1.80)	DC	
	HIGH 2ND HIGH VALUE IS	1012.05841	ON 01100908:	AT (90.20, 109.40, 0.00, 0.00, 1.80)	DC	

*** RECEPTOR TYPES: GC = GRIDCART
GP = GRIDPOLR
DC = DISCCART
DP = DISCPOLR

**MODELOPTs:
CONC DFAULT ELEV FLGPOL

*** Message Summary : AERMOD Model Execution ***

--------- Summary of Total Messages --------

A Total of 0 Fatal Error Message(s)
A Total of 61 Warning Message(s)
A Total of 132 Informational Message(s)

A Total of 126 Calm Hours Identified

A Total of 6 Missing Hours Identified (0.07 Percent)

******** FATAL ERROR MESSAGES ********
*** NONE ***

******** WARNING MESSAGES ********
CO W206 3 MODOPT:Regulatory DFAULT Overrides Non-DFAULT Option For FLAT
RE W228 130 DISCAR:Default(s) Used for Missing Parameters on Keyword DISCCART
RE W228 131 DISCAR:Default(s) Used for Missing Parameters on Keyword DISCCART
RE W228 132 DISCAR:Default(s) Used for Missing Parameters on Keyword DISCCART
RE W228 133 DISCAR:Default(s) Used for Missing Parameters on Keyword DISCCART
RE W228 134 DISCAR:Default(s) Used for Missing Parameters on Keyword DISCCART
RE W228 135 DISCAR:Default(s) Used for Missing Parameters on Keyword DISCCART
RE W228 136 DISCAR:Default(s) Used for Missing Parameters on Keyword DISCCART
RE W228 137 DISCAR:Default(s) Used for Missing Parameters on Keyword DISCCART
RE W228 138 DISCAR:Default(s) Used for Missing Parameters on Keyword DISCCART
RE W228 139 DISCAR:Default(s) Used for Missing Parameters on Keyword DISCCART
RE W228 140 DISCAR:Default(s) Used for Missing Parameters on Keyword DISCCART
RE W228 141 DISCAR:Default(s) Used for Missing Parameters on Keyword DISCCART
RE W228 142 DISCAR:Default(s) Used for Missing Parameters on Keyword DISCCART
RE W228 143 DISCAR:Default(s) Used for Missing Parameters on Keyword DISCCART
RE W228 144 DISCAR:Default(s) Used for Missing Parameters on Keyword DISCCART
RE W228 145 DISCAR:Default(s) Used for Missing Parameters on Keyword DISCCART
RE W228 146 DISCAR:Default(s) Used for Missing Parameters on Keyword DISCCART
RE W228 147 DISCAR:Default(s) Used for Missing Parameters on Keyword DISCCART
RE W228 148 DISCAR:Default(s) Used for Missing Parameters on Keyword DISCCART
RE W228 149 DISCAR:Default(s) Used for Missing Parameters on Keyword DISCCART
RE W228 150 DISCAR:Default(s) Used for Missing Parameters on Keyword DISCCART
RE W228 151 DISCAR:Default(s) Used for Missing Parameters on Keyword DISCCART
RE W228 152 DISCAR:Default(s) Used for Missing Parameters on Keyword DISCCART
RE W228 153 DISCAR:Default(s) Used for Missing Parameters on Keyword DISCCART
RE W228 154 DISCAR:Default(s) Used for Missing Parameters on Keyword DISCCART
RE W228 155 DISCAR:Default(s) Used for Missing Parameters on Keyword DISCCART
RE W228 156 DISCAR:Default(s) Used for Missing Parameters on Keyword DISCCART
RE W228 157 DISCAR:Default(s) Used for Missing Parameters on Keyword DISCCART
RE W228 158 DISCAR:Default(s) Used for Missing Parameters on Keyword DISCCART
RE W228 159 DISCAR:Default(s) Used for Missing Parameters on Keyword DISCCART
RE W228 160 DISCAR:Default(s) Used for Missing Parameters on Keyword DISCCART
RE W228 161 DISCAR:Default(s) Used for Missing Parameters on Keyword DISCCART
RE W228 162 DISCAR:Default(s) Used for Missing Parameters on Keyword DISCCART
RE W228 163 DISCAR:Default(s) Used for Missing Parameters on Keyword DISCCART

```
RE W228   164 DISCAR:Default(s) Used for Missing Parameters on Keyword  DISCCART
RE W228   165 DISCAR:Default(s) Used for Missing Parameters on Keyword  DISCCART
RE W228   166 DISCAR:Default(s) Used for Missing Parameters on Keyword  DISCCART
RE W228   167 DISCAR:Default(s) Used for Missing Parameters on Keyword  DISCCART
RE W228   168 DISCAR:Default(s) Used for Missing Parameters on Keyword  DISCCART
RE W228   169 DISCAR:Default(s) Used for Missing Parameters on Keyword  DISCCART
RE W228   170 DISCAR:Default(s) Used for Missing Parameters on Keyword  DISCCART
RE W228   171 DISCAR:Default(s) Used for Missing Parameters on Keyword  DISCCART
RE W228   172 DISCAR:Default(s) Used for Missing Parameters on Keyword  DISCCART
RE W228   173 DISCAR:Default(s) Used for Missing Parameters on Keyword  DISCCART
RE W228   174 DISCAR:Default(s) Used for Missing Parameters on Keyword  DISCCART
RE W228   175 DISCAR:Default(s) Used for Missing Parameters on Keyword  DISCCART
RE W228   176 DISCAR:Default(s) Used for Missing Parameters on Keyword  DISCCART
RE W228   177 DISCAR:Default(s) Used for Missing Parameters on Keyword  DISCCART
RE W228   178 DISCAR:Default(s) Used for Missing Parameters on Keyword  DISCCART
RE W228   179 DISCAR:Default(s) Used for Missing Parameters on Keyword  DISCCART
RE W228   180 DISCAR:Default(s) Used for Missing Parameters on Keyword  DISCCART
RE W228   181 DISCAR:Default(s) Used for Missing Parameters on Keyword  DISCCART
RE W228   182 DISCAR:Default(s) Used for Missing Parameters on Keyword  DISCCART
RE W228   183 DISCAR:Default(s) Used for Missing Parameters on Keyword  DISCCART
RE W228   184 DISCAR:Default(s) Used for Missing Parameters on Keyword  DISCCART
RE W228   185 DISCAR:Default(s) Used for Missing Parameters on Keyword  DISCCART
RE W228   186 DISCAR:Default(s) Used for Missing Parameters on Keyword  DISCCART
RE W228   187 DISCAR:Default(s) Used for Missing Parameters on Keyword  DISCCART
RE W228   188 DISCAR:Default(s) Used for Missing Parameters on Keyword  DISCCART
RE W228   189 DISCAR:Default(s) Used for Missing Parameters on Keyword  DISCCART

   ************************************
   *** AERMOD Finishes Successfully ***
   ************************************
```

```
CO STARTING
   TITLEONE  HSS FDR 68-71St Platform AQ-Existing Condition
   MODELOPT  CONC DFAULT  FLAT
   AVERTIME  1  8
   POLLUTID  CO
   RUNORNOT  RUN
   URBANOPT  1500000
   ERRORFIL  ERRORS.OUT
   FLAGPOLE  1.8
CO FINISHED

SO STARTING
** Source Location              X      Y     Z
** Parameters:                 -----  -----  ----
** FDR Northbound
   LOCATION  BLOCK1   VOLUME    7.3    0.7   0.
   LOCATION  BLOCK2   VOLUME   12.8    8.8   0.
   LOCATION  BLOCK3   VOLUME   18.3   16.9   0.
   LOCATION  BLOCK4   VOLUME   23.9   24.9   0.
   LOCATION  BLOCK5   VOLUME   29.4   33.0   0.
   LOCATION  BLOCK6   VOLUME   34.9   41.0   0.
   LOCATION  BLOCK7   VOLUME   40.4   49.1   0.
   LOCATION  BLOCK8   VOLUME   45.9   57.1   0.
   LOCATION  BLOCK9   VOLUME   51.4   65.2   0.
   LOCATION  BLOCK10  VOLUME   56.9   73.3   0.
   LOCATION  BLOCK11  VOLUME   62.4   81.3   0.
   LOCATION  BLOCK12  VOLUME   67.9   89.4   0.
   LOCATION  BLOCK13  VOLUME   73.5   97.4   0.
   LOCATION  BLOCK14  VOLUME   79.0  105.5   0.
   LOCATION  BLOCK15  VOLUME   84.5  113.5   0.
   LOCATION  BLOCK16  VOLUME   90.0  121.6   0.
   LOCATION  BLOCK17  VOLUME   95.5  129.6   0.
   LOCATION  BLOCK18  VOLUME  101.0  137.7   0.
   LOCATION  BLOCK19  VOLUME  106.5  145.8   0.
   LOCATION  BLOCK20  VOLUME  112.0  153.8   0.
   LOCATION  BLOCK21  VOLUME  117.5  161.9   0.
   LOCATION  BLOCK22  VOLUME  123.0  169.9   0.
   LOCATION  BLOCK23  VOLUME  128.6  178.0   0.
   LOCATION  BLOCK24  VOLUME  134.1  186.0   0.

** FDR Southbound
   LOCATION  BLOCK30  VOLUME   -1.8    7.3   0.
   LOCATION  BLOCK31  VOLUME    3.7   15.4   0.
   LOCATION  BLOCK32  VOLUME    9.2   23.4   0.
   LOCATION  BLOCK33  VOLUME   14.7   31.5   0.
   LOCATION  BLOCK34  VOLUME   20.2   39.5   0.
   LOCATION  BLOCK35  VOLUME   25.7   47.6   0.
   LOCATION  BLOCK36  VOLUME   31.2   55.6   0.
   LOCATION  BLOCK37  VOLUME   36.8   63.7   0.
   LOCATION  BLOCK38  VOLUME   42.3   71.8   0.
   LOCATION  BLOCK39  VOLUME   47.8   79.8   0.
   LOCATION  BLOCK40  VOLUME   53.3   87.9   0.
   LOCATION  BLOCK41  VOLUME   58.8   95.9   0.
   LOCATION  BLOCK42  VOLUME   64.3  104.0   0.
   LOCATION  BLOCK43  VOLUME   69.8  112.0   0.
   LOCATION  BLOCK44  VOLUME   75.3  120.1   0.
   LOCATION  BLOCK45  VOLUME   80.8  128.2   0.
   LOCATION  BLOCK46  VOLUME   86.4  136.2   0.
   LOCATION  BLOCK47  VOLUME   91.9  144.3   0.
```

```
   LOCATION   BLOCK48   VOLUME   97.4   152.3   0.
   LOCATION   BLOCK49   VOLUME  102.9   160.4   0.
   LOCATION   BLOCK50   VOLUME  108.4   168.4   0.
   LOCATION   BLOCK51   VOLUME  113.9   176.5   0.
   LOCATION   BLOCK52   VOLUME  119.4   184.6   0.
   LOCATION   BLOCK53   VOLUME  124.9   192.6   0.
   URBANSRC BLOCK1-BLOCK24
   URBANSRC BLOCK30-BLOCK53

** Volume Source          Rate    Height     Sy     Sz
** Parameters:           ------   -----    -----  -----
** FDR Northbound
   SRCPARAM   BLOCK1    0.0450    2.6      4.5    2.4
   SRCPARAM   BLOCK2    0.0450    2.6      4.5    2.4
   SRCPARAM   BLOCK3    0.0450    2.6      4.5    2.4
   SRCPARAM   BLOCK4    0.0450    2.6      4.5    2.4
   SRCPARAM   BLOCK5    0.0450    2.6      4.5    2.4
   SRCPARAM   BLOCK6    0.0450    2.6      4.5    2.4
   SRCPARAM   BLOCK7    0.0450    2.6      4.5    2.4
   SRCPARAM   BLOCK8    0.0450    2.6      4.5    2.4
   SRCPARAM   BLOCK9    0.0450    2.6      4.5    2.4
   SRCPARAM   BLOCK10   0.0450    2.6      4.5    2.4
   SRCPARAM   BLOCK11   0.0450    2.6      4.5    2.4
   SRCPARAM   BLOCK12   0.0450    2.6      4.5    2.4
   SRCPARAM   BLOCK13   0.0450    2.6      4.5    2.4
   SRCPARAM   BLOCK14   0.0450    2.6      4.5    2.4
   SRCPARAM   BLOCK15   0.0450    2.6      4.5    2.4
   SRCPARAM   BLOCK16   0.0450    2.6      4.5    2.4
   SRCPARAM   BLOCK17   0.0450    2.6      4.5    2.4
   SRCPARAM   BLOCK18   0.0450    2.6      4.5    2.4
   SRCPARAM   BLOCK19   0.0450    2.6      4.5    2.4
   SRCPARAM   BLOCK20   0.0450    2.6      4.5    2.4
   SRCPARAM   BLOCK21   0.0450    2.6      4.5    2.4
   SRCPARAM   BLOCK22   0.0450    2.6      4.5    2.4
   SRCPARAM   BLOCK23   0.0450    2.6      4.5    2.4
   SRCPARAM   BLOCK24   0.0450    2.6      4.5    2.4

** FDR Southbound with Service Road addition
   SRCPARAM   BLOCK30   0.0495    2.6      4.5    2.4
   SRCPARAM   BLOCK31   0.0495    2.6      4.5    2.4
   SRCPARAM   BLOCK32   0.0495    2.6      4.5    2.4
   SRCPARAM   BLOCK33   0.0495    2.6      4.5    2.4
   SRCPARAM   BLOCK34   0.0495    2.6      4.5    2.4
   SRCPARAM   BLOCK35   0.0495    2.6      4.5    2.4
   SRCPARAM   BLOCK36   0.0495    2.6      4.5    2.4
   SRCPARAM   BLOCK37   0.0495    2.6      4.5    2.4
   SRCPARAM   BLOCK38   0.0495    2.6      4.5    2.4
   SRCPARAM   BLOCK39   0.0495    2.6      4.5    2.4
   SRCPARAM   BLOCK40   0.0495    2.6      4.5    2.4
   SRCPARAM   BLOCK41   0.0495    2.6      4.5    2.4
   SRCPARAM   BLOCK42   0.0495    2.6      4.5    2.4
   SRCPARAM   BLOCK43   0.0495    2.6      4.5    2.4
   SRCPARAM   BLOCK44   0.0495    2.6      4.5    2.4
   SRCPARAM   BLOCK45   0.0495    2.6      4.5    2.4
   SRCPARAM   BLOCK46   0.0495    2.6      4.5    2.4
   SRCPARAM   BLOCK47   0.0495    2.6      4.5    2.4
   SRCPARAM   BLOCK48   0.0495    2.6      4.5    2.4
   SRCPARAM   BLOCK49   0.0495    2.6      4.5    2.4
   SRCPARAM   BLOCK50   0.0495    2.6      4.5    2.4
```

```
   SRCPARAM  BLOCK51  0.0495   2.6     4.5   2.4
   SRCPARAM  BLOCK52  0.0495   2.6     4.5   2.4
   SRCPARAM  BLOCK53  0.0495   2.6     4.5   2.4

   SRCGROUP  ALL
SO FINISHED

RE STARTING
   ELEVUNIT METERS
** Receptor     X             Y
** Location  ------    ------
   DISCCART     10.4      -7.1
   DISCCART     14.6      -1.1
   DISCCART     18.8       5.0
   DISCCART     23.0      11.2
   DISCCART     27.2      17.3
   DISCCART     31.4      23.5
   DISCCART     35.6      29.6
   DISCCART     39.8      35.7
   DISCCART     44.0      41.9
   DISCCART     48.2      48.0
   DISCCART     52.4      54.2
   DISCCART     56.6      60.3
   DISCCART     60.8      66.4
   DISCCART     65.0      72.6
   DISCCART     69.2      78.7
   DISCCART     73.4      84.9
   DISCCART     77.6      91.0
   DISCCART     81.8      97.2
   DISCCART     86.0     103.3
   DISCCART     90.2     109.4
   DISCCART     94.4     115.6
   DISCCART     98.6     121.7
   DISCCART    102.8     127.9
   DISCCART    107.0     134.0
   DISCCART    111.2     140.1
   DISCCART    115.4     146.3
   DISCCART    119.6     152.4
   DISCCART    123.8     158.6
   DISCCART    128.0     164.7
   DISCCART    132.2     170.8
   DISCCART    136.4     177.0
   DISCCART    140.6     183.1
   DISCCART    144.8     189.3
   DISCCART    149.0     195.4
   DISCCART    153.2     201.6
   DISCCART    157.4     207.7
   DISCCART    161.6     213.8
   DISCCART    165.8     220.0
   DISCCART    170.0     226.1
   DISCCART    174.2     232.3
   DISCCART    178.4     238.4
   DISCCART    182.6     244.5
   DISCCART    186.8     250.7
   DISCCART    191.0     256.8
   DISCCART    195.2     263.0
   DISCCART    199.4     269.1
   DISCCART    203.6     275.3
   DISCCART    207.8     281.4
```

```
   DISCCART   212.0    287.5
   DISCCART   216.2    293.7
   DISCCART   220.4    299.8
   DISCCART   224.6    306.0
   DISCCART   228.8    312.1
   DISCCART   233.0    318.2
   DISCCART   237.2    324.4
   DISCCART   241.4    330.5
   DISCCART     6.2    -13.4
   DISCCART     2.0    -19.5
   DISCCART    -2.2    -25.7
   DISCCART    -6.4    -31.8

RE FINISHED

ME STARTING
   SURFFILE  LGAOKX02.SFC
   PROFFILE  LGAOKX02.PFL
   SURFDATA  14732  2002  LA GUARDIA
   UAIRDATA  94703  2002  BROOKHAVEN
   PROFBASE  0.0
ME FINISHED

OU STARTING
   RECTABLE  ALLAVE  FIRST-SECOND
   MAXTABLE  ALLAVE  10
OU FINISHED


 *** Message Summary For AERMOD Model Setup ***

 --------- Summary of Total Messages --------

A Total of            0 Fatal Error Message(s)
A Total of           61 Warning Message(s)
A Total of            0 Informational Message(s)


   ******** FATAL ERROR MESSAGES ********
              ***  NONE  ***


   ********   WARNING MESSAGES   ********
CO W206      3 MODOPT:Regulatory DFAULT Overrides Non-DFAULT Option For  FLAT
RE W228    130 DISCAR:Default(s) Used for Missing Parameters on Keyword  DISCCART
RE W228    131 DISCAR:Default(s) Used for Missing Parameters on Keyword  DISCCART
RE W228    132 DISCAR:Default(s) Used for Missing Parameters on Keyword  DISCCART
RE W228    133 DISCAR:Default(s) Used for Missing Parameters on Keyword  DISCCART
RE W228    134 DISCAR:Default(s) Used for Missing Parameters on Keyword  DISCCART
RE W228    135 DISCAR:Default(s) Used for Missing Parameters on Keyword  DISCCART
RE W228    136 DISCAR:Default(s) Used for Missing Parameters on Keyword  DISCCART
RE W228    137 DISCAR:Default(s) Used for Missing Parameters on Keyword  DISCCART
RE W228    138 DISCAR:Default(s) Used for Missing Parameters on Keyword  DISCCART
RE W228    139 DISCAR:Default(s) Used for Missing Parameters on Keyword  DISCCART
RE W228    140 DISCAR:Default(s) Used for Missing Parameters on Keyword  DISCCART
RE W228    141 DISCAR:Default(s) Used for Missing Parameters on Keyword  DISCCART
RE W228    142 DISCAR:Default(s) Used for Missing Parameters on Keyword  DISCCART
RE W228    143 DISCAR:Default(s) Used for Missing Parameters on Keyword  DISCCART
RE W228    144 DISCAR:Default(s) Used for Missing Parameters on Keyword  DISCCART
```

```
RE W228   145 DISCAR:Default(s) Used for Missing Parameters on Keyword  DISCCART
RE W228   146 DISCAR:Default(s) Used for Missing Parameters on Keyword  DISCCART
RE W228   147 DISCAR:Default(s) Used for Missing Parameters on Keyword  DISCCART
RE W228   148 DISCAR:Default(s) Used for Missing Parameters on Keyword  DISCCART
RE W228   149 DISCAR:Default(s) Used for Missing Parameters on Keyword  DISCCART
RE W228   150 DISCAR:Default(s) Used for Missing Parameters on Keyword  DISCCART
RE W228   151 DISCAR:Default(s) Used for Missing Parameters on Keyword  DISCCART
RE W228   152 DISCAR:Default(s) Used for Missing Parameters on Keyword  DISCCART
RE W228   153 DISCAR:Default(s) Used for Missing Parameters on Keyword  DISCCART
RE W228   154 DISCAR:Default(s) Used for Missing Parameters on Keyword  DISCCART
RE W228   155 DISCAR:Default(s) Used for Missing Parameters on Keyword  DISCCART
RE W228   156 DISCAR:Default(s) Used for Missing Parameters on Keyword  DISCCART
RE W228   157 DISCAR:Default(s) Used for Missing Parameters on Keyword  DISCCART
RE W228   158 DISCAR:Default(s) Used for Missing Parameters on Keyword  DISCCART
RE W228   159 DISCAR:Default(s) Used for Missing Parameters on Keyword  DISCCART
RE W228   160 DISCAR:Default(s) Used for Missing Parameters on Keyword  DISCCART
RE W228   161 DISCAR:Default(s) Used for Missing Parameters on Keyword  DISCCART
RE W228   162 DISCAR:Default(s) Used for Missing Parameters on Keyword  DISCCART
RE W228   163 DISCAR:Default(s) Used for Missing Parameters on Keyword  DISCCART
RE W228   164 DISCAR:Default(s) Used for Missing Parameters on Keyword  DISCCART
RE W228   165 DISCAR:Default(s) Used for Missing Parameters on Keyword  DISCCART
RE W228   166 DISCAR:Default(s) Used for Missing Parameters on Keyword  DISCCART
RE W228   167 DISCAR:Default(s) Used for Missing Parameters on Keyword  DISCCART
RE W228   168 DISCAR:Default(s) Used for Missing Parameters on Keyword  DISCCART
RE W228   169 DISCAR:Default(s) Used for Missing Parameters on Keyword  DISCCART
RE W228   170 DISCAR:Default(s) Used for Missing Parameters on Keyword  DISCCART
RE W228   171 DISCAR:Default(s) Used for Missing Parameters on Keyword  DISCCART
RE W228   172 DISCAR:Default(s) Used for Missing Parameters on Keyword  DISCCART
RE W228   173 DISCAR:Default(s) Used for Missing Parameters on Keyword  DISCCART
RE W228   174 DISCAR:Default(s) Used for Missing Parameters on Keyword  DISCCART
RE W228   175 DISCAR:Default(s) Used for Missing Parameters on Keyword  DISCCART
RE W228   176 DISCAR:Default(s) Used for Missing Parameters on Keyword  DISCCART
RE W228   177 DISCAR:Default(s) Used for Missing Parameters on Keyword  DISCCART
RE W228   178 DISCAR:Default(s) Used for Missing Parameters on Keyword  DISCCART
RE W228   179 DISCAR:Default(s) Used for Missing Parameters on Keyword  DISCCART
RE W228   180 DISCAR:Default(s) Used for Missing Parameters on Keyword  DISCCART
RE W228   181 DISCAR:Default(s) Used for Missing Parameters on Keyword  DISCCART
RE W228   182 DISCAR:Default(s) Used for Missing Parameters on Keyword  DISCCART
RE W228   183 DISCAR:Default(s) Used for Missing Parameters on Keyword  DISCCART
RE W228   184 DISCAR:Default(s) Used for Missing Parameters on Keyword  DISCCART
RE W228   185 DISCAR:Default(s) Used for Missing Parameters on Keyword  DISCCART
RE W228   186 DISCAR:Default(s) Used for Missing Parameters on Keyword  DISCCART
RE W228   187 DISCAR:Default(s) Used for Missing Parameters on Keyword  DISCCART
RE W228   188 DISCAR:Default(s) Used for Missing Parameters on Keyword  DISCCART
RE W228   189 DISCAR:Default(s) Used for Missing Parameters on Keyword  DISCCART

***********************************
*** SETUP Finishes Successfully ***
***********************************
```

CONC DFAULT ELEV FLGPOL

*** MODEL SETUP OPTIONS SUMMARY ***

- -

**Model Is Setup For Calculation of Average CONCentration Values.

-- DEPOSITION LOGIC --
**Model Uses NO DRY DEPLETION. DDPLETE = F
**Model Uses NO WET DEPLETION. WDPLETE = F
**NO GAS DRY DEPOSITION Data Provided.

**Model Uses URBAN Dispersion Algorithm for the SBL for 48 Source(s).
The Urban Population = 1500000.0 ; Urban Roughness Length = 1.000 m

**Model Uses Regulatory DEFAULT Options:
1. Stack-tip Downwash.
2. Model Accounts for ELEVated Terrain Effects.
3. Use Calms Processing Routine.
4. Use Missing Data Processing Routine.
5. "Upper Bound" Values for Supersquat Buildings.
6. No Exponential Decay for URBAN/Non-SO2

**Model Accepts FLAGPOLE Receptor Heights.

**Model Calculates 2 Short Term Average(s) of: 1-HR 8-HR

**This Run Includes: 48 Source(s); 1 Source Group(s); and 60 Receptor(s)

**The Model Assumes A Pollutant Type of: CO

**Model Set To Continue RUNning After the Setup Testing.

**Output Options Selected:
Model Outputs Tables of Highest Short Term Values by Receptor (RECTABLE Keyword)
Model Outputs Tables of Overall Maximum Short Term Values (MAXTABLE Keyword)

**NOTE: The Following Flags May Appear Following CONC Values: c for Calm Hours
m for Missing Hours
b for Both Calm and Missing Hours

**Misc. Inputs: Base Elev. for Pot. Temp. Profile (m MSL) = 0.00 ; Decay Coef. = 0.000 ; Rot. Angle = 0.0
Emission Units = GRAMS/SEC ; Emission Rate Unit Factor = 0.10000E+07
Output Units = MICROGRAMS/M**3

**Approximate Storage Requirements of Model = 1.3 MB of RAM.

**Detailed Error/Message File: ERRORS.OUT

**MODELOPTs:
CONC DFAULT ELEV FLGPOL

*** VOLUME SOURCE DATA ***

SOURCE ID	NUMBER PART. CATS.	EMISSION RATE (GRAMS/SEC)	X (METERS)	Y (METERS)	BASE ELEV. (METERS)	RELEASE HEIGHT (METERS)	INIT. SY (METERS)	INIT. SZ (METERS)	URBAN SOURCE	EMISSION RATE SCALAR VARY BY
BLOCK1	0	0.45000E-01	7.3	0.7	0.0	2.60	4.50	2.40	YES	
BLOCK2	0	0.45000E-01	12.8	8.8	0.0	2.60	4.50	2.40	YES	
BLOCK3	0	0.45000E-01	18.3	16.9	0.0	2.60	4.50	2.40	YES	
BLOCK4	0	0.45000E-01	23.9	24.9	0.0	2.60	4.50	2.40	YES	
BLOCK5	0	0.45000E-01	29.4	33.0	0.0	2.60	4.50	2.40	YES	
BLOCK6	0	0.45000E-01	34.9	41.0	0.0	2.60	4.50	2.40	YES	
BLOCK7	0	0.45000E-01	40.4	49.1	0.0	2.60	4.50	2.40	YES	
BLOCK8	0	0.45000E-01	45.9	57.1	0.0	2.60	4.50	2.40	YES	
BLOCK9	0	0.45000E-01	51.4	65.2	0.0	2.60	4.50	2.40	YES	
BLOCK10	0	0.45000E-01	56.9	73.3	0.0	2.60	4.50	2.40	YES	
BLOCK11	0	0.45000E-01	62.4	81.3	0.0	2.60	4.50	2.40	YES	
BLOCK12	0	0.45000E-01	67.9	89.4	0.0	2.60	4.50	2.40	YES	
BLOCK13	0	0.45000E-01	73.5	97.4	0.0	2.60	4.50	2.40	YES	
BLOCK14	0	0.45000E-01	79.0	105.5	0.0	2.60	4.50	2.40	YES	
BLOCK15	0	0.45000E-01	84.5	113.5	0.0	2.60	4.50	2.40	YES	
BLOCK16	0	0.45000E-01	90.0	121.6	0.0	2.60	4.50	2.40	YES	
BLOCK17	0	0.45000E-01	95.5	129.6	0.0	2.60	4.50	2.40	YES	
BLOCK18	0	0.45000E-01	101.0	137.7	0.0	2.60	4.50	2.40	YES	
BLOCK19	0	0.45000E-01	106.5	145.8	0.0	2.60	4.50	2.40	YES	
BLOCK20	0	0.45000E-01	112.0	153.8	0.0	2.60	4.50	2.40	YES	
BLOCK21	0	0.45000E-01	117.5	161.9	0.0	2.60	4.50	2.40	YES	
BLOCK22	0	0.45000E-01	123.0	169.9	0.0	2.60	4.50	2.40	YES	
BLOCK23	0	0.45000E-01	128.6	178.0	0.0	2.60	4.50	2.40	YES	
BLOCK24	0	0.45000E-01	134.1	186.0	0.0	2.60	4.50	2.40	YES	
BLOCK30	0	0.49500E-01	-1.8	7.3	0.0	2.60	4.50	2.40	YES	
BLOCK31	0	0.49500E-01	3.7	15.4	0.0	2.60	4.50	2.40	YES	
BLOCK32	0	0.49500E-01	9.2	23.4	0.0	2.60	4.50	2.40	YES	
BLOCK33	0	0.49500E-01	14.7	31.5	0.0	2.60	4.50	2.40	YES	
BLOCK34	0	0.49500E-01	20.2	39.5	0.0	2.60	4.50	2.40	YES	
BLOCK35	0	0.49500E-01	25.7	47.6	0.0	2.60	4.50	2.40	YES	
BLOCK36	0	0.49500E-01	31.2	55.6	0.0	2.60	4.50	2.40	YES	
BLOCK37	0	0.49500E-01	36.8	63.7	0.0	2.60	4.50	2.40	YES	
BLOCK38	0	0.49500E-01	42.3	71.8	0.0	2.60	4.50	2.40	YES	
BLOCK39	0	0.49500E-01	47.8	79.8	0.0	2.60	4.50	2.40	YES	
BLOCK40	0	0.49500E-01	53.3	87.9	0.0	2.60	4.50	2.40	YES	
BLOCK41	0	0.49500E-01	58.8	95.9	0.0	2.60	4.50	2.40	YES	
BLOCK42	0	0.49500E-01	64.3	104.0	0.0	2.60	4.50	2.40	YES	
BLOCK43	0	0.49500E-01	69.8	112.0	0.0	2.60	4.50	2.40	YES	
BLOCK44	0	0.49500E-01	75.3	120.1	0.0	2.60	4.50	2.40	YES	
BLOCK45	0	0.49500E-01	80.8	128.2	0.0	2.60	4.50	2.40	YES	

**MODELOPTs:
CONC DFAULT ELEV FLGPOL

*** VOLUME SOURCE DATA ***

SOURCE ID	NUMBER PART. CATS.	EMISSION RATE (GRAMS/SEC)	X (METERS)	Y (METERS)	BASE ELEV. (METERS)	RELEASE HEIGHT (METERS)	INIT. SY (METERS)	INIT. SZ (METERS)	URBAN SOURCE	EMISSION RATE SCALAR VARY BY
BLOCK46	0	0.49500E-01	86.4	136.2	0.0	2.60	4.50	2.40	YES	
BLOCK47	0	0.49500E-01	91.9	144.3	0.0	2.60	4.50	2.40	YES	
BLOCK48	0	0.49500E-01	97.4	152.3	0.0	2.60	4.50	2.40	YES	
BLOCK49	0	0.49500E-01	102.9	160.4	0.0	2.60	4.50	2.40	YES	
BLOCK50	0	0.49500E-01	108.4	168.4	0.0	2.60	4.50	2.40	YES	
BLOCK51	0	0.49500E-01	113.9	176.5	0.0	2.60	4.50	2.40	YES	
BLOCK52	0	0.49500E-01	119.4	184.6	0.0	2.60	4.50	2.40	YES	
BLOCK53	0	0.49500E-01	124.9	192.6	0.0	2.60	4.50	2.40	YES	

**MODELOPTs:
CONC DFAULT ELEV FLGPOL

*** SOURCE IDs DEFINING SOURCE GROUPS ***

GROUP ID	SOURCE IDs
ALL	BLOCK1 , BLOCK2 , BLOCK3 , BLOCK4 , BLOCK5 , BLOCK6 , BLOCK7 , BLOCK8 , BLOCK9 , BLOCK10 , BLOCK11 , BLOCK12 , BLOCK13 , BLOCK14 , BLOCK15 , BLOCK16 , BLOCK17 , BLOCK18 , BLOCK19 , BLOCK20 , BLOCK21 , BLOCK22 , BLOCK23 , BLOCK24 , BLOCK30 , BLOCK31 , BLOCK32 , BLOCK33 , BLOCK34 , BLOCK35 , BLOCK36 , BLOCK37 , BLOCK38 , BLOCK39 , BLOCK40 , BLOCK41 , BLOCK42 , BLOCK43 , BLOCK44 , BLOCK45 , BLOCK46 , BLOCK47 , BLOCK48 , BLOCK49 , BLOCK50 , BLOCK51 , BLOCK52 , BLOCK53 ,

**MODELOPTs:
CONC DFAULT ELEV FLGPOL

*** DISCRETE CARTESIAN RECEPTORS ***
(X-COORD, Y-COORD, ZELEV, ZHILL, ZFLAG)
(METERS)

(	10.4,	-7.1,	0.0,	0.0,	1.8);	(	14.6,	-1.1,	0.0,	0.0,	1.8);
(	18.8,	5.0,	0.0,	0.0,	1.8);	(	23.0,	11.2,	0.0,	0.0,	1.8);
(	27.2,	17.3,	0.0,	0.0,	1.8);	(	31.4,	23.5,	0.0,	0.0,	1.8);
(	35.6,	29.6,	0.0,	0.0,	1.8);	(	39.8,	35.7,	0.0,	0.0,	1.8);
(	44.0,	41.9,	0.0,	0.0,	1.8);	(	48.2,	48.0,	0.0,	0.0,	1.8);
(	52.4,	54.2,	0.0,	0.0,	1.8);	(	56.6,	60.3,	0.0,	0.0,	1.8);
(	60.8,	66.4,	0.0,	0.0,	1.8);	(	65.0,	72.6,	0.0,	0.0,	1.8);
(	69.2,	78.7,	0.0,	0.0,	1.8);	(	73.4,	84.9,	0.0,	0.0,	1.8);
(	77.6,	91.0,	0.0,	0.0,	1.8);	(	81.8,	97.2,	0.0,	0.0,	1.8);
(	86.0,	103.3,	0.0,	0.0,	1.8);	(	90.2,	109.4,	0.0,	0.0,	1.8);
(	94.4,	115.6,	0.0,	0.0,	1.8);	(	98.6,	121.7,	0.0,	0.0,	1.8);
(	102.8,	127.9,	0.0,	0.0,	1.8);	(	107.0,	134.0,	0.0,	0.0,	1.8);
(	111.2,	140.1,	0.0,	0.0,	1.8);	(	115.4,	146.3,	0.0,	0.0,	1.8);
(	119.6,	152.4,	0.0,	0.0,	1.8);	(	123.8,	158.6,	0.0,	0.0,	1.8);
(	128.0,	164.7,	0.0,	0.0,	1.8);	(	132.2,	170.8,	0.0,	0.0,	1.8);
(	136.4,	177.0,	0.0,	0.0,	1.8);	(	140.6,	183.1,	0.0,	0.0,	1.8);
(	144.8,	189.3,	0.0,	0.0,	1.8);	(	149.0,	195.4,	0.0,	0.0,	1.8);
(	153.2,	201.6,	0.0,	0.0,	1.8);	(	157.4,	207.7,	0.0,	0.0,	1.8);
(	161.6,	213.8,	0.0,	0.0,	1.8);	(	165.8,	220.0,	0.0,	0.0,	1.8);
(	170.0,	226.1,	0.0,	0.0,	1.8);	(	174.2,	232.3,	0.0,	0.0,	1.8);
(	178.4,	238.4,	0.0,	0.0,	1.8);	(	182.6,	244.5,	0.0,	0.0,	1.8);
(	186.8,	250.7,	0.0,	0.0,	1.8);	(	191.0,	256.8,	0.0,	0.0,	1.8);
(	195.2,	263.0,	0.0,	0.0,	1.8);	(	199.4,	269.1,	0.0,	0.0,	1.8);
(	203.6,	275.3,	0.0,	0.0,	1.8);	(	207.8,	281.4,	0.0,	0.0,	1.8);
(	212.0,	287.5,	0.0,	0.0,	1.8);	(	216.2,	293.7,	0.0,	0.0,	1.8);
(	220.4,	299.8,	0.0,	0.0,	1.8);	(	224.6,	306.0,	0.0,	0.0,	1.8);
(	228.8,	312.1,	0.0,	0.0,	1.8);	(	233.0,	318.2,	0.0,	0.0,	1.8);
(	237.2,	324.4,	0.0,	0.0,	1.8);	(	241.4,	330.5,	0.0,	0.0,	1.8);
(	6.2,	-13.4,	0.0,	0.0,	1.8);	(	2.0,	-19.5,	0.0,	0.0,	1.8);
(	-2.2,	-25.7,	0.0,	0.0,	1.8);	(	-6.4,	-31.8,	0.0,	0.0,	1.8);

**MODELOPTs:
CONC DFAULT ELEV FLGPOL

* SOURCE-RECEPTOR COMBINATIONS FOR WHICH CALCULATIONS MAY NOT BE PERFORMED *
LESS THAN 1.0 METER OR WITHIN OPEN PIT SOURCE

SOURCE ID	- - RECEPTOR LOCATION - - XR (METERS)	YR (METERS)	DISTANCE (METERS)
BLOCK1	10.4	-7.1	-1.28
BLOCK1	14.6	-1.1	-2.16
BLOCK2	14.6	-1.1	0.39
BLOCK2	18.8	5.0	-2.57
BLOCK2	23.0	11.2	0.80
BLOCK3	23.0	11.2	-2.29
BLOCK3	27.2	17.3	-0.77
BLOCK4	27.2	17.3	-1.39
BLOCK4	31.4	23.5	-2.05
BLOCK5	31.4	23.5	0.03
BLOCK5	35.6	29.6	-2.60
BLOCK6	39.8	35.7	-2.46
BLOCK6	44.0	41.9	-0.53
BLOCK7	44.0	41.9	-1.63
BLOCK7	48.2	48.0	-1.80
BLOCK8	48.2	48.0	-0.29
BLOCK8	52.4	54.2	-2.56
BLOCK9	56.6	60.3	-2.53
BLOCK9	60.8	66.4	-0.20
BLOCK10	60.8	66.4	-1.75
BLOCK10	65.0	72.6	-1.54
BLOCK11	65.0	72.6	-0.59
BLOCK11	69.2	78.7	-2.39
BLOCK12	73.4	84.9	-2.57
BLOCK12	77.6	91.0	0.16
BLOCK13	77.6	91.0	-2.07
BLOCK13	81.8	97.2	-1.37
BLOCK14	81.8	97.2	-0.92
BLOCK14	86.0	103.3	-2.34
BLOCK15	86.0	103.3	0.63
BLOCK15	90.2	109.4	-2.65
BLOCK15	94.4	115.6	0.45
BLOCK16	94.4	115.6	-2.23
BLOCK16	98.6	121.7	-1.07
BLOCK17	98.6	121.7	-1.19
BLOCK17	102.8	127.9	-2.18
BLOCK18	102.8	127.9	0.29
BLOCK18	107.0	134.0	-2.63
BLOCK18	111.2	140.1	0.80
BLOCK19	111.2	140.1	-2.29

**MODELOPTs:
CONC DFAULT ELEV FLGPOL

* SOURCE-RECEPTOR COMBINATIONS FOR WHICH CALCULATIONS MAY NOT BE PERFORMED *
LESS THAN 1.0 METER OR WITHIN OPEN PIT SOURCE

SOURCE ID	- - RECEPTOR LOCATION - - XR (METERS)	YR (METERS)	DISTANCE (METERS)
BLOCK19	115.4	146.3	-0.76
BLOCK20	115.4	146.3	-1.44
BLOCK20	119.6	152.4	-1.95
BLOCK21	119.6	152.4	0.05
BLOCK21	123.8	158.6	-2.56
BLOCK22	128.0	164.7	-2.46
BLOCK22	132.2	170.8	-0.43
BLOCK23	132.2	170.8	-1.63
BLOCK23	136.4	177.0	-1.81
BLOCK24	136.4	177.0	-0.39
BLOCK24	140.6	183.1	-2.56

```
                                   *** METEOROLOGICAL DAYS SELECTED FOR PROCESSING ***
                                                   (1=YES; 0=NO)

          1 1 1 1 1 1 1 1 1 1  1 1 1 1 1 1 1 1 1 1  1 1 1 1 1 1 1 1 1 1  1 1 1 1 1 1 1 1 1 1  1 1 1 1 1 1 1 1 1 1
          1 1 1 1 1 1 1 1 1 1  1 1 1 1 1 1 1 1 1 1  1 1 1 1 1 1 1 1 1 1  1 1 1 1 1 1 1 1 1 1  1 1 1 1 1 1 1 1 1 1
          1 1 1 1 1 1 1 1 1 1  1 1 1 1 1 1 1 1 1 1  1 1 1 1 1 1 1 1 1 1  1 1 1 1 1 1 1 1 1 1  1 1 1 1 1 1 1 1 1 1
          1 1 1 1 1 1 1 1 1 1  1 1 1 1 1 1 1 1 1 1  1 1 1 1 1 1 1 1 1 1  1 1 1 1 1 1 1 1 1 1  1 1 1 1 1 1 1 1 1 1
          1 1 1 1 1 1 1 1 1 1  1 1 1 1 1 1 1 1 1 1  1 1 1 1 1 1 1 1 1 1  1 1 1 1 1 1 1 1 1 1  1 1 1 1 1 1 1 1 1 1
          1 1 1 1 1 1 1 1 1 1  1 1 1 1 1 1 1 1 1 1  1 1 1 1 1 1 1 1 1 1  1 1 1 1 1 1 1 1 1 1  1 1 1 1 1 1 1 1 1 1
          1 1 1 1 1 1 1 1 1 1  1 1 1 1 1 1 1 1 1 1  1 1 1 1 1 1 1 1 1 1  1 1 1 1 1 1 1 1 1 1  1 1 1 1 1 1 1 1 1 1
          1 1 1 1 1 1 1 1 1 1  1 1 1 1 1 1

                 METEOROLOGICAL DATA PROCESSED BETWEEN START DATE:    0   0  0  0
                                                     AND END DATE: 9999  99 99 24

              NOTE:  METEOROLOGICAL DATA ACTUALLY PROCESSED WILL ALSO DEPEND ON WHAT IS INCLUDED IN THE DATA FILE.


                              *** UPPER BOUND OF FIRST THROUGH FIFTH WIND SPEED CATEGORIES ***
                                                         (METERS/SEC)

                                         1.54,    3.09,    5.14,    8.23,  10.80,
```

**MODELOPTs:
CONC DFAULT ELEV FLGPOL

*** UP TO THE FIRST 24 HOURS OF METEOROLOGICAL DATA ***

Surface file: LGAOKX02.SFC
Profile file: LGAOKX02.PFL
Surface format: (3(I2,1X),I3,1X,I2,1X,F6.1,1X,3(F6.3,1X),2(F5.0,1X),F8.1,1X,F6.3,1X,2(F6.2,1X),F7.2,1X,F5.0,3(1X,F6.1))
Profile format: (4(I2,1X),F6.1,1X,I1,1X,F5.0,1X,F7.2,1X,F7.2,1X,F6.1,1X,F7.2)
Surface station no.: 14732 Upper air station no.: 94703
Name: LA Name: BROOKHAVEN
Year: 2002 Year: 2002

First 24 hours of scalar data

YR	MO	DY	JDY	HR	H0	U*	W*	DT/DZ	ZICNV	ZIMCH	M-O LEN	Z0	BOWEN	ALBEDO	REF WS	WD	HT	REF TA	HT
02	01	01	0	01	-64.0	0.906	-9.000	-9.000	-999.	1984.	1053.3	1.00	1.50	1.00	5.10	291.	9.1	269.2	2.0
02	01	01	1	02	-64.0	1.018	-9.000	-9.000	-999.	2355.	1496.7	1.00	1.50	1.00	5.70	278.	9.1	269.2	2.0
02	01	01	1	03	-64.0	0.811	-9.000	-9.000	-999.	1737.	756.1	1.00	1.50	1.00	4.60	304.	9.1	269.2	2.0
02	01	01	1	04	-64.0	1.018	-9.000	-9.000	-999.	2355.	1496.3	1.00	1.50	1.00	5.70	313.	9.1	269.2	2.0
02	01	01	1	05	-64.0	0.613	-9.000	-9.000	-999.	1297.	327.1	1.00	1.50	1.00	3.60	303.	9.1	269.2	2.0
02	01	01	1	06	-64.0	0.613	-9.000	-9.000	-999.	1111.	327.1	1.00	1.50	1.00	3.60	292.	9.1	268.1	2.0
02	01	01	1	07	-64.0	0.811	-9.000	-9.000	-999.	1677.	756.7	1.00	1.50	1.00	4.60	285.	9.1	268.1	2.0
02	01	01	1	08	-64.0	0.811	-9.000	-9.000	-999.	1680.	756.9	1.00	1.50	0.84	4.60	293.	9.1	268.1	2.0
02	01	01	1	09	-47.7	0.911	-9.000	-9.000	-999.	1993.	1440.3	1.00	1.50	0.55	5.10	317.	9.1	268.1	2.0
02	01	01	1	10	23.8	1.126	0.313	0.005	47.	2735.	-5442.0	1.00	1.50	0.44	6.20	311.	9.1	269.2	2.0
02	01	01	1	11	54.3	0.845	0.532	0.008	101.	1889.	-1008.6	1.00	1.50	0.41	4.60	304.	9.1	270.9	2.0
02	01	01	1	12	70.0	1.311	0.768	0.006	235.	3441.	-2918.3	1.00	1.50	0.39	7.20	326.	9.1	272.0	2.0
02	01	01	1	13	69.9	1.132	0.903	0.005	383.	2832.	-1879.9	1.00	1.50	0.39	6.20	303.	9.1	273.8	2.0
02	01	01	1	14	61.4	1.220	0.955	0.005	514.	3088.	-2681.9	1.00	1.50	0.41	6.70	309.	9.1	275.4	2.0
02	01	01	1	15	31.0	1.488	0.791	0.009	578.	3972.	-8888.0	1.00	1.50	0.45	8.20	322.	9.1	275.4	2.0
02	01	01	1	16	-49.4	1.480	-9.000	-9.000	-999.	3998.	5958.8	1.00	1.50	0.56	8.20	314.	9.1	275.4	2.0
02	01	01	1	17	-64.0	1.296	-9.000	-9.000	-999.	3450.	3085.0	1.00	1.50	0.86	7.20	311.	9.1	274.2	2.0
02	01	01	1	18	-64.0	1.111	-9.000	-9.000	-999.	2769.	1949.1	1.00	1.50	1.00	6.20	297.	9.1	274.2	2.0
02	01	01	1	19	-64.0	1.580	-9.000	-9.000	-999.	3980.	5691.5	1.00	1.50	1.00	8.80	324.	9.1	273.1	2.0
02	01	01	1	20	-64.0	1.952	-9.000	-9.000	-999.	3999.	8888.0	1.00	1.50	1.00	10.80	317.	9.1	272.0	2.0
02	01	01	1	21	-64.0	1.679	-9.000	-9.000	999.	4000.	6740.3	1.00	1.50	1.00	9.30	320.	9.1	272.0	2.0
02	01	01	1	22	-64.0	1.387	-9.000	-9.000	-999.	3778.	3800.2	1.00	1.50	1.00	7.70	342.	9.1	270.9	2.0
02	01	01	1	23	-64.0	1.862	-9.000	-9.000	-999.	3994.	8888.0	1.00	1.50	1.00	10.30	320.	9.1	270.9	2.0
02	01	01	1	24	-64.0	1.479	-9.000	-9.000	-999.	4000.	4605.8	1.00	1.50	1.00	8.20	310.	9.1	270.9	2.0

First hour of profile data

YR	MO	DY	HR	HEIGHT	F	WDIR	WSPD	AMB_TMP	sigmaA	sigmaW	sigmaV
02	01	01	01	9.1	1	291.	5.10	269.3	99.0	-99.00	-99.00

F indicates top of profile (=1) or below (=0)

**MODELOPTs:
CONC DFAULT ELEV FLGPOL

*** THE 1ST HIGHEST 1-HR AVERAGE CONCENTRATION VALUES FOR SOURCE GROUP: ALL ***
INCLUDING SOURCE(S): BLOCK1 , BLOCK2 , BLOCK3 , BLOCK4 , BLOCK5 , BLOCK6 , BLOCK7 ,
BLOCK8 , BLOCK9 , BLOCK10 , BLOCK11 , BLOCK12 , BLOCK13 , BLOCK14 , BLOCK15 , BLOCK16 , BLOCK17 , BLOCK18 , BLOCK19 ,
BLOCK20 , BLOCK21 , BLOCK22 , BLOCK23 , BLOCK24 , BLOCK30 , BLOCK31 , BLOCK32 , BLOCK33 , BLOCK34 , BLOCK35 , . . . ,

*** DISCRETE CARTESIAN RECEPTOR POINTS ***

** CONC OF CO IN MICROGRAMS/M**3 **

X-COORD (M)	Y-COORD (M)	CONC	(YYMMDDHH)	X-COORD (M)	Y-COORD (M)	CONC	(YYMMDDHH)
10.40	-7.10	1104.00964	(02082704)	14.60	-1.10	1096.34338	(02082704)
18.80	5.00	1343.50647	(02082704)	23.00	11.20	1283.27258	(02082704)
27.20	17.30	1283.49438	(02082704)	31.40	23.50	1289.91919	(02082704)
35.60	29.60	1475.59692	(02082704)	39.80	35.70	1460.25256	(02082704)
44.00	41.90	1344.39893	(02082704)	48.20	48.00	1324.23022	(02082704)
52.40	54.20	1426.75293	(02091702)	56.60	60.30	1468.65466	(02082704)
60.80	66.40	1341.49219	(02082704)	65.00	72.60	1307.61255	(02082704)
69.20	78.70	1433.55579	(02091702)	73.40	84.90	1442.82617	(02082704)
77.60	91.00	1308.33899	(02082704)	81.80	97.20	1301.38281	(02050105)
86.00	103.30	1344.58301	(02050105)	90.20	109.40	1469.90918	(02050105)
94.40	115.60	1301.96838	(02050105)	98.60	121.70	1323.78809	(02050105)
102.80	127.90	1349.67993	(02050105)	107.00	134.00	1468.53174	(02050105)
111.20	140.10	1292.73462	(02050105)	115.40	146.30	1303.25952	(02050105)
119.60	152.40	1312.62195	(02050105)	123.80	158.60	1416.30981	(02050105)
128.00	164.70	1415.22388	(02050105)	132.20	170.80	1193.12036	(02050105)
136.40	177.00	1147.31165	(02050105)	140.60	183.10	1169.13721	(02050105)
144.80	189.30	1188.72437	(02050105)	149.00	195.40	989.17957	(02050105)
153.20	201.60	840.18243	(02090701)	157.40	207.70	731.84937	(02090701)
161.60	213.80	645.10339	(02090701)	165.80	220.00	574.53516	(02090701)
170.00	226.10	517.10669	(02090701)	174.20	232.30	469.03717	(02090701)
178.40	238.40	428.87033	(02090701)	182.60	244.50	394.61496	(02090701)
186.80	250.70	364.83316	(02090701)	191.00	256.80	339.14056	(02090701)
195.20	263.00	316.37622	(02090701)	199.40	269.10	296.42651	(02090701)
203.60	275.30	278.48462	(02090701)	207.80	281.40	262.56427	(02090701)
212.00	287.50	248.21442	(02090701)	216.20	293.70	235.08667	(02090701)
220.40	299.80	223.27028	(02090701)	224.60	306.00	212.36357	(02090701)
228.80	312.10	202.47301	(02090701)	233.00	318.20	193.37289	(02090701)
237.20	324.40	184.88278	(02090701)	241.40	330.50	177.11404	(02090701)
6.20	-13.40	1112.96545	(02082704)	2.00	-19.50	944.50629	(02082704)
-2.20	-25.70	807.51361	(02082704)	-6.40	-31.80	700.66229	(02082704)

**MODELOPTs:
CONC DFAULT ELEV FLGPOL

*** THE 2ND HIGHEST 1-HR AVERAGE CONCENTRATION VALUES FOR SOURCE GROUP: ALL ***
INCLUDING SOURCE(S): BLOCK1 , BLOCK2 , BLOCK3 , BLOCK4 , BLOCK5 , BLOCK6 , BLOCK7 ,
BLOCK8 , BLOCK9 , BLOCK10 , BLOCK11 , BLOCK12 , BLOCK13 , BLOCK14 , BLOCK15 , BLOCK16 , BLOCK17 , BLOCK18 , BLOCK19 ,
BLOCK20 , BLOCK21 , BLOCK22 , BLOCK23 , BLOCK24 , BLOCK30 , BLOCK31 , BLOCK32 , BLOCK33 , BLOCK34 , BLOCK35 , . . . ,

*** DISCRETE CARTESIAN RECEPTOR POINTS ***

** CONC OF CO IN MICROGRAMS/M**3 **

X-COORD (M)	Y-COORD (M)	CONC	(YYMMDDHH)	X-COORD (M)	Y-COORD (M)	CONC	(YYMMDDHH)
10.40	-7.10	986.11963	(02121303)	14.60	-1.10	974.49414	(02121303)
18.80	5.00	1231.00964	(02121303)	23.00	11.20	1176.79272	(02121303)
27.20	17.30	1180.23523	(02121303)	31.40	23.50	1183.10120	(02121303)
35.60	29.60	1380.55359	(02121303)	39.80	35.70	1372.45032	(02091702)
44.00	41.90	1257.96875	(02091702)	48.20	48.00	1236.85962	(02121303)
52.40	54.20	1425.22729	(02121303)	56.60	60.30	1403.74573	(02091702)
60.80	66.40	1279.06226	(02091702)	65.00	72.60	1254.48999	(02081305)
69.20	78.70	1430.10571	(02090906)	73.40	84.90	1439.05347	(02050105)
77.60	91.00	1275.69556	(02050105)	81.80	97.20	1288.72559	(02090823)
86.00	103.30	1333.08826	(02090823)	90.20	109.40	1460.18750	(02090823)
94.40	115.60	1289.70911	(02090823)	98.60	121.70	1311.10779	(02090823)
102.80	127.90	1335.73621	(02090823)	107.00	134.00	1456.45801	(02090823)
111.20	140.10	1278.70227	(02090823)	115.40	146.30	1288.96545	(02090823)
119.60	152.40	1296.79736	(02090823)	123.80	158.60	1402.19519	(02090823)
128.00	164.70	1402.68787	(02090823)	132.20	170.80	1177.11182	(02090823)
136.40	177.00	1129.22693	(02090823)	140.60	183.10	1152.73669	(02090823)
144.80	189.30	1173.94727	(02090823)	149.00	195.40	976.34772	(02090701)
153.20	201.60	827.14569	(02050105)	157.40	207.70	701.30621	(02050105)
161.60	213.80	612.52161	(02112024)	165.80	220.00	544.84265	(02112024)
170.00	226.10	489.96869	(02050104)	174.20	232.30	445.04251	(02050104)
178.40	238.40	407.40213	(02050104)	182.60	244.50	375.27441	(02050104)
186.80	250.70	347.37289	(02050104)	191.00	256.80	323.35236	(02090703)
195.20	263.00	302.14450	(02090703)	199.40	269.10	283.45859	(02090703)
203.60	275.30	266.69641	(02090703)	207.80	281.40	251.74126	(02090703)
212.00	287.50	238.24559	(02090703)	216.20	293.70	225.93906	(02090703)
220.40	299.80	214.79874	(02090703)	224.60	306.00	204.55310	(02090703)
228.80	312.10	195.20758	(02090703)	233.00	318.20	186.60123	(02090703)
237.20	324.40	178.60484	(02090703)	241.40	330.50	171.24313	(02090703)
6.20	-13.40	976.62488	(02042621)	2.00	-19.50	817.61188	(02042621)
-2.20	-25.70	691.20770	(02042621)	-6.40	-31.80	595.10883	(02042621)

**MODELOPTs:
CONC DFAULT ELEV FLGPOL

*** THE 1ST HIGHEST 8-HR AVERAGE CONCENTRATION VALUES FOR SOURCE GROUP: ALL ***
INCLUDING SOURCE(S): BLOCK1 , BLOCK2 , BLOCK3 , BLOCK4 , BLOCK5 , BLOCK6 , BLOCK7 ,
BLOCK8 , BLOCK9 , BLOCK10 , BLOCK11 , BLOCK12 , BLOCK13 , BLOCK14 , BLOCK15 , BLOCK16 , BLOCK17 , BLOCK18 , BLOCK19 ,
BLOCK20 , BLOCK21 , BLOCK22 , BLOCK23 , BLOCK24 , BLOCK30 , BLOCK31 , BLOCK32 , BLOCK33 , BLOCK34 , BLOCK35 , . . . ,

*** *DISCRETE CARTESIAN RECEPTOR POINTS* ***

** CONC OF CO IN MICROGRAMS/M**3 **

X-COORD (M)	Y-COORD (M)	CONC	(YYMMDDHH)	X-COORD (M)	Y-COORD (M)	CONC	(YYMMDDHH)
10.40	-7.10	551.22040	(02121308)	14.60	-1.10	555.83948	(02121308)
18.80	5.00	715.05963	(02121308)	23.00	11.20	682.06104	(02121308)
27.20	17.30	687.85980	(02121308)	31.40	23.50	692.92035	(02121308)
35.60	29.60	812.60278	(02121308)	39.80	35.70	809.55579	(02121308)
44.00	41.90	739.11420	(02121308)	48.20	48.00	732.60297	(02022508)
52.40	54.20	837.14471	(02022508)	56.60	60.30	845.23102c	(02050108)
60.80	66.40	766.05994	(02022508)	65.00	72.60	791.83472	(02022508)
69.20	78.70	886.97394	(02022508)	73.40	84.90	882.12683c	(02050108)
77.60	91.00	802.88086	(02022508)	81.80	97.20	821.80505	(02022508)
86.00	103.30	843.17908	(02022508)	90.20	109.40	906.66125c	(02050108)
94.40	115.60	820.87518	(02022508)	98.60	121.70	830.70160	(02022508)
102.80	127.90	846.84479	(02022508)	107.00	134.00	916.52203c	(02050108)
111.20	140.10	813.17224	(02022508)	115.40	146.30	814.97614	(02022508)
119.60	152.40	819.53662	(02022508)	123.80	158.60	880.41449	(02022508)
128.00	164.70	828.17322c	(02050108)	132.20	170.80	733.42133	(02022508)
136.40	177.00	698.51984	(02022508)	140.60	183.10	705.46173	(02022508)
144.80	189.30	676.26947	(02022508)	149.00	195.40	591.78723	(02022508)
153.20	201.60	499.38696	(02022508)	157.40	207.70	428.44598	(02022508)
161.60	213.80	373.22537	(02022508)	165.80	220.00	329.32263	(02022508)
170.00	226.10	294.18384	(02022508)	174.20	232.30	265.21252	(02022508)
178.40	238.40	241.24071	(02022508)	182.60	244.50	220.98383	(02022508)
186.80	250.70	203.54254	(02022508)	191.00	256.80	188.56367	(02022508)
195.20	263.00	175.39894	(02022508)	199.40	269.10	163.88983	(02022508)
203.60	275.30	153.61252	(02022508)	207.80	281.40	144.50185	(02022508)
212.00	287.50	136.31836	(02022508)	216.20	293.70	128.87973	(02022508)
220.40	299.80	122.18024	(02022508)	224.60	306.00	116.03474	(02022508)
228.80	312.10	110.45408	(02022508)	233.00	318.20	105.33085	(02022508)
237.20	324.40	100.58007	(02022508)	241.40	330.50	96.22282	(02022508)
6.20	-13.40	534.25604	(02121308)	2.00	-19.50	425.52652c	(02082708)
-2.20	-25.70	350.12637c	(02082708)	-6.40	-31.80	294.88071c	(02082708)

**MODELOPTs:
CONC DFAULT ELEV FLGPOL

*** THE 2ND HIGHEST 8-HR AVERAGE CONCENTRATION VALUES FOR SOURCE GROUP: ALL ***
INCLUDING SOURCE(S): BLOCK1 , BLOCK2 , BLOCK3 , BLOCK4 , BLOCK5 , BLOCK6 , BLOCK7 ,
BLOCK8 , BLOCK9 , BLOCK10 , BLOCK11 , BLOCK12 , BLOCK13 , BLOCK14 , BLOCK15 , BLOCK16 , BLOCK17 , BLOCK18 , BLOCK19 ,
BLOCK20 , BLOCK21 , BLOCK22 , BLOCK23 , BLOCK24 , BLOCK30 , BLOCK31 , BLOCK32 , BLOCK33 , BLOCK34 , BLOCK35 , . . . ,

*** DISCRETE CARTESIAN RECEPTOR POINTS ***

** CONC OF CO IN MICROGRAMS/M**3 **

X-COORD (M)	Y-COORD (M)	CONC	(YYMMDDHH)	X-COORD (M)	Y-COORD (M)	CONC	(YYMMDDHH)
10.40	-7.10	531.04980c	(02082708)	14.60	-1.10	528.83496c	(02082708)
18.80	5.00	679.56006c	(02082708)	23.00	11.20	643.41241c	(02082708)
27.20	17.30	650.63477	(02021908)	31.40	23.50	663.41406	(02021908)
35.60	29.60	776.65955	(02021908)	39.80	35.70	772.63367	(02021908)
44.00	41.90	704.34094	(02021908)	48.20	48.00	728.66974	(02121308)
52.40	54.20	836.81500c	(02050108)	56.60	60.30	830.40570	(02121308)
60.80	66.40	761.73108c	(02050108)	65.00	72.60	783.38367c	(02050108)
69.20	78.70	883.19287c	(02050108)	73.40	84.90	872.56445	(02022508)
77.60	91.00	796.61639c	(02050108)	81.80	97.20	810.76758c	(02050108)
86.00	103.30	831.00476c	(02050108)	90.20	109.40	891.29407	(02022508)
94.40	115.60	812.82605c	(02050108)	98.60	121.70	819.56348c	(02050108)
102.80	127.90	833.16992c	(02050108)	107.00	134.00	910.07739	(02022508)
111.20	140.10	805.08966c	(02050108)	115.40	146.30	803.54602c	(02050108)
119.60	152.40	805.23730c	(02050108)	123.80	158.60	877.58575c	(02050108)
128.00	164.70	826.03119	(02022508)	132.20	170.80	716.62598c	(02050108)
136.40	177.00	672.24506c	(02050108)	140.60	183.10	675.50775c	(02050108)
144.80	189.30	659.01776c	(02050108)	149.00	195.40	555.97687c	(02050108)
153.20	201.60	463.58023c	(02050108)	157.40	207.70	394.30588c	(02050108)
161.60	213.80	341.00031c	(02050108)	165.80	220.00	299.07156c	(02050108)
170.00	226.10	266.20221c	(02050108)	174.20	232.30	238.72987c	(02050108)
178.40	238.40	216.24643c	(02050108)	182.60	244.50	197.32596c	(02050108)
186.80	250.70	181.02370c	(02050108)	191.00	256.80	167.13354c	(02050108)
195.20	263.00	154.90117c	(02050108)	199.40	269.10	144.28870c	(02050108)
203.60	275.30	134.78398c	(02050108)	207.80	281.40	126.42149c	(02050108)
212.00	287.50	118.92372c	(02050108)	216.20	293.70	112.08242c	(02050108)
220.40	299.80	105.96989c	(02050108)	224.60	306.00	100.33985c	(02050108)
228.80	312.10	95.26947c	(02050108)	233.00	318.20	90.62331c	(02050108)
237.20	324.40	86.29500c	(02050108)	241.40	330.50	82.35962c	(02050108)
6.20	-13.40	527.82025c	(02082708)	2.00	-19.50	413.46646	(02121308)
-2.20	-25.70	329.01886	(02121308)	-6.40	-31.80	273.95609	(02083108)

**MODELOPTs:
CONC DFAULT ELEV FLGPOL

*** THE MAXIMUM 10 1-HR AVERAGE CONCENTRATION VALUES FOR SOURCE GROUP: ALL ***
INCLUDING SOURCE(S): BLOCK1 , BLOCK2 , BLOCK3 , BLOCK4 , BLOCK5 , BLOCK6 , BLOCK7 ,
BLOCK8 , BLOCK9 , BLOCK10 , BLOCK11 , BLOCK12 , BLOCK13 , BLOCK14 , BLOCK15 , BLOCK16 , BLOCK17 , BLOCK18 , BLOCK19 ,
BLOCK20 , BLOCK21 , BLOCK22 , BLOCK23 , BLOCK24 , BLOCK30 , BLOCK31 , BLOCK32 , BLOCK33 , BLOCK34 , BLOCK35 , . . . ,

** CONC OF CO IN MICROGRAMS/M**3 **

RANK	CONC	(YYMMDDHH)	AT	RECEPTOR (XR,YR)	OF TYPE	RANK	CONC	(YYMMDDHH)	AT	RECEPTOR (XR,YR)	OF TYPE
1.	1475.59692	(02082704)	AT (	35.60, 29.60)	DC	6.	1460.18750	(02090823)	AT (	90.20, 109.40)	DC
2.	1469.90918	(02050105)	AT (	90.20, 109.40)	DC	7.	1456.45801	(02090823)	AT (	107.00, 134.00)	DC
3.	1468.65466	(02082704)	AT (	56.60, 60.30)	DC	8.	1442.82617	(02082704)	AT (	73.40, 84.90)	DC
4.	1468.53174	(02050105)	AT (	107.00, 134.00)	DC	9.	1439.05347	(02050105)	AT (	73.40, 84.90)	DC
5.	1460.25256	(02082704)	AT (	39.80, 35.70)	DC	10.	1434.86377	(02090806)	AT (	90.20, 109.40)	DC

*** RECEPTOR TYPES: GC = GRIDCART
GP = GRIDPOLR
DC = DISCCART
DP = DISCPOLR

CONC DFAULT ELEV FLGPOL

*** THE MAXIMUM 10 8-HR AVERAGE CONCENTRATION VALUES FOR SOURCE GROUP: ALL ***
INCLUDING SOURCE(S): BLOCK1 , BLOCK2 , BLOCK3 , BLOCK4 , BLOCK5 , BLOCK6 , BLOCK7 ,
BLOCK8 , BLOCK9 , BLOCK10 , BLOCK11 , BLOCK12 , BLOCK13 , BLOCK14 , BLOCK15 , BLOCK16 , BLOCK17 , BLOCK18 , BLOCK19 ,
BLOCK20 , BLOCK21 , BLOCK22 , BLOCK23 , BLOCK24 , BLOCK30 , BLOCK31 , BLOCK32 , BLOCK33 , BLOCK34 , BLOCK35 , . . . ,

** CONC OF CO IN MICROGRAMS/M**3 **

RANK	CONC	(YYMMDDHH)	AT	RECEPTOR (XR,YR)		OF TYPE	RANK	CONC	(YYMMDDHH)	AT	RECEPTOR (XR,YR)		OF TYPE
1.	916.52203c	(02050108)	AT (	107.00,	134.00)	DC	6.	883.19287c	(02050108)	AT (	69.20,	78.70)	DC
2.	910.07739	(02022508)	AT (	107.00,	134.00)	DC	7.	882.12683c	(02050108)	AT (	73.40,	84.90)	DC
3.	906.66125c	(02050108)	AT (	90.20,	109.40)	DC	8.	880.41449	(02022508)	AT (	123.80,	158.60)	DC
4.	891.29407	(02022508)	AT (	90.20,	109.40)	DC	9.	877.58575c	(02050108)	AT (	123.80,	158.60)	DC
5.	886.97394	(02022508)	AT (	69.20,	78.70)	DC	10.	872.56445	(02022508)	AT (	73.40,	84.90)	DC

*** RECEPTOR TYPES: GC = GRIDCART
GP = GRIDPOLR
DC = DISCCART
DP = DISCPOLR

**MODELOPTs:
CONC DFAULT ELEV FLGPOL

*** THE SUMMARY OF HIGHEST 1-HR RESULTS ***

** CONC OF CO IN MICROGRAMS/M**3 **

GROUP ID		AVERAGE CONC	DATE (YYMMDDHH)	RECEPTOR (XR, YR, ZELEV, ZHILL, ZFLAG)	NETWORK OF TYPE	GRID-ID
ALL	HIGH 1ST HIGH VALUE IS	1475.59692	ON 02082704:	AT (35.60, 29.60, 0.00, 0.00, 1.80)	DC	
	HIGH 2ND HIGH VALUE IS	1460.18750	ON 02090823:	AT (90.20, 109.40, 0.00, 0.00, 1.80)	DC	

*** RECEPTOR TYPES: GC = GRIDCART
GP = GRIDPOLR
DC = DISCCART
DP = DISCPOLR

**MODELOPTs:
CONC DFAULT ELEV FLGPOL

*** THE SUMMARY OF HIGHEST 8-HR RESULTS ***

** CONC OF CO IN MICROGRAMS/M**3 **

GROUP ID		AVERAGE CONC	DATE (YYMMDDHH)	RECEPTOR (XR, YR, ZELEV, ZHILL, ZFLAG)	NETWORK OF TYPE	GRID-ID
ALL	HIGH 1ST HIGH VALUE IS	916.52203c	ON 02050108:	AT (107.00, 134.00, 0.00, 0.00, 1.80)	DC	
	HIGH 2ND HIGH VALUE IS	910.07739	ON 02022508:	AT (107.00, 134.00, 0.00, 0.00, 1.80)	DC	

*** RECEPTOR TYPES: GC = GRIDCART
GP = GRIDPOLR
DC = DISCCART
DP = DISCPOLR

**MODELOPTs:
CONC DFAULT ELEV FLGPOL

*** Message Summary : AERMOD Model Execution ***

--------- Summary of Total Messages --------

A Total of 0 Fatal Error Message(s)
A Total of 61 Warning Message(s)
A Total of 239 Informational Message(s)

A Total of 239 Calm Hours Identified

A Total of 0 Missing Hours Identified (0.00 Percent)

******** FATAL ERROR MESSAGES ********
*** NONE ***

******** WARNING MESSAGES ********
CO W206 3 MODOPT:Regulatory DFAULT Overrides Non-DFAULT Option For FLAT
RE W228 130 DISCAR:Default(s) Used for Missing Parameters on Keyword DISCCART
RE W228 131 DISCAR:Default(s) Used for Missing Parameters on Keyword DISCCART
RE W228 132 DISCAR:Default(s) Used for Missing Parameters on Keyword DISCCART
RE W228 133 DISCAR:Default(s) Used for Missing Parameters on Keyword DISCCART
RE W228 134 DISCAR:Default(s) Used for Missing Parameters on Keyword DISCCART
RE W228 135 DISCAR:Default(s) Used for Missing Parameters on Keyword DISCCART
RE W228 136 DISCAR:Default(s) Used for Missing Parameters on Keyword DISCCART
RE W228 137 DISCAR:Default(s) Used for Missing Parameters on Keyword DISCCART
RE W228 138 DISCAR:Default(s) Used for Missing Parameters on Keyword DISCCART
RE W228 139 DISCAR:Default(s) Used for Missing Parameters on Keyword DISCCART
RE W228 140 DISCAR:Default(s) Used for Missing Parameters on Keyword DISCCART
RE W228 141 DISCAR:Default(s) Used for Missing Parameters on Keyword DISCCART
RE W228 142 DISCAR:Default(s) Used for Missing Parameters on Keyword DISCCART
RE W228 143 DISCAR:Default(s) Used for Missing Parameters on Keyword DISCCART
RE W228 144 DISCAR:Default(s) Used for Missing Parameters on Keyword DISCCART
RE W228 145 DISCAR:Default(s) Used for Missing Parameters on Keyword DISCCART
RE W228 146 DISCAR:Default(s) Used for Missing Parameters on Keyword DISCCART
RE W228 147 DISCAR:Default(s) Used for Missing Parameters on Keyword DISCCART
RE W228 148 DISCAR:Default(s) Used for Missing Parameters on Keyword DISCCART
RE W228 149 DISCAR:Default(s) Used for Missing Parameters on Keyword DISCCART
RE W228 150 DISCAR:Default(s) Used for Missing Parameters on Keyword DISCCART
RE W228 151 DISCAR:Default(s) Used for Missing Parameters on Keyword DISCCART
RE W228 152 DISCAR:Default(s) Used for Missing Parameters on Keyword DISCCART
RE W228 153 DISCAR:Default(s) Used for Missing Parameters on Keyword DISCCART
RE W228 154 DISCAR:Default(s) Used for Missing Parameters on Keyword DISCCART
RE W228 155 DISCAR:Default(s) Used for Missing Parameters on Keyword DISCCART
RE W228 156 DISCAR:Default(s) Used for Missing Parameters on Keyword DISCCART
RE W228 157 DISCAR:Default(s) Used for Missing Parameters on Keyword DISCCART
RE W228 158 DISCAR:Default(s) Used for Missing Parameters on Keyword DISCCART
RE W228 159 DISCAR:Default(s) Used for Missing Parameters on Keyword DISCCART
RE W228 160 DISCAR:Default(s) Used for Missing Parameters on Keyword DISCCART
RE W228 161 DISCAR:Default(s) Used for Missing Parameters on Keyword DISCCART
RE W228 162 DISCAR:Default(s) Used for Missing Parameters on Keyword DISCCART
RE W228 163 DISCAR:Default(s) Used for Missing Parameters on Keyword DISCCART

```
RE W228   164 DISCAR:Default(s) Used for Missing Parameters on Keyword  DISCCART
RE W228   165 DISCAR:Default(s) Used for Missing Parameters on Keyword  DISCCART
RE W228   166 DISCAR:Default(s) Used for Missing Parameters on Keyword  DISCCART
RE W228   167 DISCAR:Default(s) Used for Missing Parameters on Keyword  DISCCART
RE W228   168 DISCAR:Default(s) Used for Missing Parameters on Keyword  DISCCART
RE W228   169 DISCAR:Default(s) Used for Missing Parameters on Keyword  DISCCART
RE W228   170 DISCAR:Default(s) Used for Missing Parameters on Keyword  DISCCART
RE W228   171 DISCAR:Default(s) Used for Missing Parameters on Keyword  DISCCART
RE W228   172 DISCAR:Default(s) Used for Missing Parameters on Keyword  DISCCART
RE W228   173 DISCAR:Default(s) Used for Missing Parameters on Keyword  DISCCART
RE W228   174 DISCAR:Default(s) Used for Missing Parameters on Keyword  DISCCART
RE W228   175 DISCAR:Default(s) Used for Missing Parameters on Keyword  DISCCART
RE W228   176 DISCAR:Default(s) Used for Missing Parameters on Keyword  DISCCART
RE W228   177 DISCAR:Default(s) Used for Missing Parameters on Keyword  DISCCART
RE W228   178 DISCAR:Default(s) Used for Missing Parameters on Keyword  DISCCART
RE W228   179 DISCAR:Default(s) Used for Missing Parameters on Keyword  DISCCART
RE W228   180 DISCAR:Default(s) Used for Missing Parameters on Keyword  DISCCART
RE W228   181 DISCAR:Default(s) Used for Missing Parameters on Keyword  DISCCART
RE W228   182 DISCAR:Default(s) Used for Missing Parameters on Keyword  DISCCART
RE W228   183 DISCAR:Default(s) Used for Missing Parameters on Keyword  DISCCART
RE W228   184 DISCAR:Default(s) Used for Missing Parameters on Keyword  DISCCART
RE W228   185 DISCAR:Default(s) Used for Missing Parameters on Keyword  DISCCART
RE W228   186 DISCAR:Default(s) Used for Missing Parameters on Keyword  DISCCART
RE W228   187 DISCAR:Default(s) Used for Missing Parameters on Keyword  DISCCART
RE W228   188 DISCAR:Default(s) Used for Missing Parameters on Keyword  DISCCART
RE W228   189 DISCAR:Default(s) Used for Missing Parameters on Keyword  DISCCART

   ************************************
   *** AERMOD Finishes Successfully ***
   ************************************
```

```
CO STARTING
   TITLEONE  HSS FDR 68-71St Platform AQ-Existing Condition
   MODELOPT  CONC DFAULT  FLAT
   AVERTIME  1  8
   POLLUTID  CO
   RUNORNOT  RUN
   URBANOPT  1500000
   ERRORFIL  ERRORS.OUT
   FLAGPOLE  1.8
CO FINISHED

SO STARTING
** Source Location              X      Y     Z
** Parameters:                 -----  -----  ----
** FDR Northbound
   LOCATION  BLOCK1   VOLUME    7.3    0.7   0.
   LOCATION  BLOCK2   VOLUME   12.8    8.8   0.
   LOCATION  BLOCK3   VOLUME   18.3   16.9   0.
   LOCATION  BLOCK4   VOLUME   23.9   24.9   0.
   LOCATION  BLOCK5   VOLUME   29.4   33.0   0.
   LOCATION  BLOCK6   VOLUME   34.9   41.0   0.
   LOCATION  BLOCK7   VOLUME   40.4   49.1   0.
   LOCATION  BLOCK8   VOLUME   45.9   57.1   0.
   LOCATION  BLOCK9   VOLUME   51.4   65.2   0.
   LOCATION  BLOCK10  VOLUME   56.9   73.3   0.
   LOCATION  BLOCK11  VOLUME   62.4   81.3   0.
   LOCATION  BLOCK12  VOLUME   67.9   89.4   0.
   LOCATION  BLOCK13  VOLUME   73.5   97.4   0.
   LOCATION  BLOCK14  VOLUME   79.0  105.5   0.
   LOCATION  BLOCK15  VOLUME   84.5  113.5   0.
   LOCATION  BLOCK16  VOLUME   90.0  121.6   0.
   LOCATION  BLOCK17  VOLUME   95.5  129.6   0.
   LOCATION  BLOCK18  VOLUME  101.0  137.7   0.
   LOCATION  BLOCK19  VOLUME  106.5  145.8   0.
   LOCATION  BLOCK20  VOLUME  112.0  153.8   0.
   LOCATION  BLOCK21  VOLUME  117.5  161.9   0.
   LOCATION  BLOCK22  VOLUME  123.0  169.9   0.
   LOCATION  BLOCK23  VOLUME  128.6  178.0   0.
   LOCATION  BLOCK24  VOLUME  134.1  186.0   0.

** FDR Southbound
   LOCATION  BLOCK30  VOLUME   -1.8    7.3   0.
   LOCATION  BLOCK31  VOLUME    3.7   15.4   0.
   LOCATION  BLOCK32  VOLUME    9.2   23.4   0.
   LOCATION  BLOCK33  VOLUME   14.7   31.5   0.
   LOCATION  BLOCK34  VOLUME   20.2   39.5   0.
   LOCATION  BLOCK35  VOLUME   25.7   47.6   0.
   LOCATION  BLOCK36  VOLUME   31.2   55.6   0.
   LOCATION  BLOCK37  VOLUME   36.8   63.7   0.
   LOCATION  BLOCK38  VOLUME   42.3   71.8   0.
   LOCATION  BLOCK39  VOLUME   47.8   79.8   0.
   LOCATION  BLOCK40  VOLUME   53.3   87.9   0.
   LOCATION  BLOCK41  VOLUME   58.8   95.9   0.
   LOCATION  BLOCK42  VOLUME   64.3  104.0   0.
   LOCATION  BLOCK43  VOLUME   69.8  112.0   0.
   LOCATION  BLOCK44  VOLUME   75.3  120.1   0.
   LOCATION  BLOCK45  VOLUME   80.8  128.2   0.
   LOCATION  BLOCK46  VOLUME   86.4  136.2   0.
   LOCATION  BLOCK47  VOLUME   91.9  144.3   0.
```

```
   LOCATION  BLOCK48  VOLUME   97.4  152.3   0.
   LOCATION  BLOCK49  VOLUME  102.9  160.4   0.
   LOCATION  BLOCK50  VOLUME  108.4  168.4   0.
   LOCATION  BLOCK51  VOLUME  113.9  176.5   0.
   LOCATION  BLOCK52  VOLUME  119.4  184.6   0.
   LOCATION  BLOCK53  VOLUME  124.9  192.6   0.
   URBANSRC BLOCK1-BLOCK24
   URBANSRC BLOCK30-BLOCK53

** Volume Source       Rate   Height    Sy    Sz
** Parameters:         ------  -----   -----  -----
** FDR Northbound
   SRCPARAM  BLOCK1   0.0450   2.6     4.5   2.4
   SRCPARAM  BLOCK2   0.0450   2.6     4.5   2.4
   SRCPARAM  BLOCK3   0.0450   2.6     4.5   2.4
   SRCPARAM  BLOCK4   0.0450   2.6     4.5   2.4
   SRCPARAM  BLOCK5   0.0450   2.6     4.5   2.4
   SRCPARAM  BLOCK6   0.0450   2.6     4.5   2.4
   SRCPARAM  BLOCK7   0.0450   2.6     4.5   2.4
   SRCPARAM  BLOCK8   0.0450   2.6     4.5   2.4
   SRCPARAM  BLOCK9   0.0450   2.6     4.5   2.4
   SRCPARAM  BLOCK10  0.0450   2.6     4.5   2.4
   SRCPARAM  BLOCK11  0.0450   2.6     4.5   2.4
   SRCPARAM  BLOCK12  0.0450   2.6     4.5   2.4
   SRCPARAM  BLOCK13  0.0450   2.6     4.5   2.4
   SRCPARAM  BLOCK14  0.0450   2.6     4.5   2.4
   SRCPARAM  BLOCK15  0.0450   2.6     4.5   2.4
   SRCPARAM  BLOCK16  0.0450   2.6     4.5   2.4
   SRCPARAM  BLOCK17  0.0450   2.6     4.5   2.4
   SRCPARAM  BLOCK18  0.0450   2.6     4.5   2.4
   SRCPARAM  BLOCK19  0.0450   2.6     4.5   2.4
   SRCPARAM  BLOCK20  0.0450   2.6     4.5   2.4
   SRCPARAM  BLOCK21  0.0450   2.6     4.5   2.4
   SRCPARAM  BLOCK22  0.0450   2.6     4.5   2.4
   SRCPARAM  BLOCK23  0.0450   2.6     4.5   2.4
   SRCPARAM  BLOCK24  0.0450   2.6     4.5   2.4

** FDR Southbound with Service Road addition
   SRCPARAM  BLOCK30  0.0495   2.6     4.5   2.4
   SRCPARAM  BLOCK31  0.0495   2.6     4.5   2.4
   SRCPARAM  BLOCK32  0.0495   2.6     4.5   2.4
   SRCPARAM  BLOCK33  0.0495   2.6     4.5   2.4
   SRCPARAM  BLOCK34  0.0495   2.6     4.5   2.4
   SRCPARAM  BLOCK35  0.0495   2.6     4.5   2.4
   SRCPARAM  BLOCK36  0.0495   2.6     4.5   2.4
   SRCPARAM  BLOCK37  0.0495   2.6     4.5   2.4
   SRCPARAM  BLOCK38  0.0495   2.6     4.5   2.4
   SRCPARAM  BLOCK39  0.0495   2.6     4.5   2.4
   SRCPARAM  BLOCK40  0.0495   2.6     4.5   2.4
   SRCPARAM  BLOCK41  0.0495   2.6     4.5   2.4
   SRCPARAM  BLOCK42  0.0495   2.6     4.5   2.4
   SRCPARAM  BLOCK43  0.0495   2.6     4.5   2.4
   SRCPARAM  BLOCK44  0.0495   2.6     4.5   2.4
   SRCPARAM  BLOCK45  0.0495   2.6     4.5   2.4
   SRCPARAM  BLOCK46  0.0495   2.6     4.5   2.4
   SRCPARAM  BLOCK47  0.0495   2.6     4.5   2.4
   SRCPARAM  BLOCK48  0.0495   2.6     4.5   2.4
   SRCPARAM  BLOCK49  0.0495   2.6     4.5   2.4
   SRCPARAM  BLOCK50  0.0495   2.6     4.5   2.4
```

```
   SRCPARAM  BLOCK51  0.0495   2.6     4.5   2.4
   SRCPARAM  BLOCK52  0.0495   2.6     4.5   2.4
   SRCPARAM  BLOCK53  0.0495   2.6     4.5   2.4

   SRCGROUP  ALL
SO FINISHED

RE STARTING
   ELEVUNIT METERS
** Receptor     X             Y
** Location  ------   ------
   DISCCART     10.4     -7.1
   DISCCART     14.6     -1.1
   DISCCART     18.8      5.0
   DISCCART     23.0     11.2
   DISCCART     27.2     17.3
   DISCCART     31.4     23.5
   DISCCART     35.6     29.6
   DISCCART     39.8     35.7
   DISCCART     44.0     41.9
   DISCCART     48.2     48.0
   DISCCART     52.4     54.2
   DISCCART     56.6     60.3
   DISCCART     60.8     66.4
   DISCCART     65.0     72.6
   DISCCART     69.2     78.7
   DISCCART     73.4     84.9
   DISCCART     77.6     91.0
   DISCCART     81.8     97.2
   DISCCART     86.0    103.3
   DISCCART     90.2    109.4
   DISCCART     94.4    115.6
   DISCCART     98.6    121.7
   DISCCART    102.8    127.9
   DISCCART    107.0    134.0
   DISCCART    111.2    140.1
   DISCCART    115.4    146.3
   DISCCART    119.6    152.4
   DISCCART    123.8    158.6
   DISCCART    128.0    164.7
   DISCCART    132.2    170.8
   DISCCART    136.4    177.0
   DISCCART    140.6    183.1
   DISCCART    144.8    189.3
   DISCCART    149.0    195.4
   DISCCART    153.2    201.6
   DISCCART    157.4    207.7
   DISCCART    161.6    213.8
   DISCCART    165.8    220.0
   DISCCART    170.0    226.1
   DISCCART    174.2    232.3
   DISCCART    178.4    238.4
   DISCCART    182.6    244.5
   DISCCART    186.8    250.7
   DISCCART    191.0    256.8
   DISCCART    195.2    263.0
   DISCCART    199.4    269.1
   DISCCART    203.6    275.3
   DISCCART    207.8    281.4
```

```
   DISCCART   212.0    287.5
   DISCCART   216.2    293.7
   DISCCART   220.4    299.8
   DISCCART   224.6    306.0
   DISCCART   228.8    312.1
   DISCCART   233.0    318.2
   DISCCART   237.2    324.4
   DISCCART   241.4    330.5
   DISCCART     6.2    -13.4
   DISCCART     2.0    -19.5
   DISCCART    -2.2    -25.7
   DISCCART    -6.4    -31.8

RE FINISHED

ME STARTING
   SURFFILE  LGAOKX03.SFC
   PROFFILE  LGAOKX03.PFL
   SURFDATA  14732  2003  LA GUARDIA
   UAIRDATA  94703  2003  BROOKHAVEN
   PROFBASE  0.0
ME FINISHED

OU STARTING
   RECTABLE  ALLAVE  FIRST-SECOND
   MAXTABLE  ALLAVE  10
OU FINISHED


 *** Message Summary For AERMOD Model Setup ***

 --------- Summary of Total Messages --------

A Total of            0 Fatal Error Message(s)
A Total of           61 Warning Message(s)
A Total of            0 Informational Message(s)


   ******** FATAL ERROR MESSAGES ********
              *** NONE ***


   ********   WARNING MESSAGES   ********
CO W206      3 MODOPT:Regulatory DFAULT Overrides Non-DFAULT Option For  FLAT
RE W228    130 DISCAR:Default(s) Used for Missing Parameters on Keyword  DISCCART
RE W228    131 DISCAR:Default(s) Used for Missing Parameters on Keyword  DISCCART
RE W228    132 DISCAR:Default(s) Used for Missing Parameters on Keyword  DISCCART
RE W228    133 DISCAR:Default(s) Used for Missing Parameters on Keyword  DISCCART
RE W228    134 DISCAR:Default(s) Used for Missing Parameters on Keyword  DISCCART
RE W228    135 DISCAR:Default(s) Used for Missing Parameters on Keyword  DISCCART
RE W228    136 DISCAR:Default(s) Used for Missing Parameters on Keyword  DISCCART
RE W228    137 DISCAR:Default(s) Used for Missing Parameters on Keyword  DISCCART
RE W228    138 DISCAR:Default(s) Used for Missing Parameters on Keyword  DISCCART
RE W228    139 DISCAR:Default(s) Used for Missing Parameters on Keyword  DISCCART
RE W228    140 DISCAR:Default(s) Used for Missing Parameters on Keyword  DISCCART
RE W228    141 DISCAR:Default(s) Used for Missing Parameters on Keyword  DISCCART
RE W228    142 DISCAR:Default(s) Used for Missing Parameters on Keyword  DISCCART
RE W228    143 DISCAR:Default(s) Used for Missing Parameters on Keyword  DISCCART
RE W228    144 DISCAR:Default(s) Used for Missing Parameters on Keyword  DISCCART
```

```
RE W228   145 DISCAR:Default(s) Used for Missing Parameters on Keyword  DISCCART
RE W228   146 DISCAR:Default(s) Used for Missing Parameters on Keyword  DISCCART
RE W228   147 DISCAR:Default(s) Used for Missing Parameters on Keyword  DISCCART
RE W228   148 DISCAR:Default(s) Used for Missing Parameters on Keyword  DISCCART
RE W228   149 DISCAR:Default(s) Used for Missing Parameters on Keyword  DISCCART
RE W228   150 DISCAR:Default(s) Used for Missing Parameters on Keyword  DISCCART
RE W228   151 DISCAR:Default(s) Used for Missing Parameters on Keyword  DISCCART
RE W228   152 DISCAR:Default(s) Used for Missing Parameters on Keyword  DISCCART
RE W228   153 DISCAR:Default(s) Used for Missing Parameters on Keyword  DISCCART
RE W228   154 DISCAR:Default(s) Used for Missing Parameters on Keyword  DISCCART
RE W228   155 DISCAR:Default(s) Used for Missing Parameters on Keyword  DISCCART
RE W228   156 DISCAR:Default(s) Used for Missing Parameters on Keyword  DISCCART
RE W228   157 DISCAR:Default(s) Used for Missing Parameters on Keyword  DISCCART
RE W228   158 DISCAR:Default(s) Used for Missing Parameters on Keyword  DISCCART
RE W228   159 DISCAR:Default(s) Used for Missing Parameters on Keyword  DISCCART
RE W228   160 DISCAR:Default(s) Used for Missing Parameters on Keyword  DISCCART
RE W228   161 DISCAR:Default(s) Used for Missing Parameters on Keyword  DISCCART
RE W228   162 DISCAR:Default(s) Used for Missing Parameters on Keyword  DISCCART
RE W228   163 DISCAR:Default(s) Used for Missing Parameters on Keyword  DISCCART
RE W228   164 DISCAR:Default(s) Used for Missing Parameters on Keyword  DISCCART
RE W228   165 DISCAR:Default(s) Used for Missing Parameters on Keyword  DISCCART
RE W228   166 DISCAR:Default(s) Used for Missing Parameters on Keyword  DISCCART
RE W228   167 DISCAR:Default(s) Used for Missing Parameters on Keyword  DISCCART
RE W228   168 DISCAR:Default(s) Used for Missing Parameters on Keyword  DISCCART
RE W228   169 DISCAR:Default(s) Used for Missing Parameters on Keyword  DISCCART
RE W228   170 DISCAR:Default(s) Used for Missing Parameters on Keyword  DISCCART
RE W228   171 DISCAR:Default(s) Used for Missing Parameters on Keyword  DISCCART
RE W228   172 DISCAR:Default(s) Used for Missing Parameters on Keyword  DISCCART
RE W228   173 DISCAR:Default(s) Used for Missing Parameters on Keyword  DISCCART
RE W228   174 DISCAR:Default(s) Used for Missing Parameters on Keyword  DISCCART
RE W228   175 DISCAR:Default(s) Used for Missing Parameters on Keyword  DISCCART
RE W228   176 DISCAR:Default(s) Used for Missing Parameters on Keyword  DISCCART
RE W228   177 DISCAR:Default(s) Used for Missing Parameters on Keyword  DISCCART
RE W228   178 DISCAR:Default(s) Used for Missing Parameters on Keyword  DISCCART
RE W228   179 DISCAR:Default(s) Used for Missing Parameters on Keyword  DISCCART
RE W228   180 DISCAR:Default(s) Used for Missing Parameters on Keyword  DISCCART
RE W228   181 DISCAR:Default(s) Used for Missing Parameters on Keyword  DISCCART
RE W228   182 DISCAR:Default(s) Used for Missing Parameters on Keyword  DISCCART
RE W228   183 DISCAR:Default(s) Used for Missing Parameters on Keyword  DISCCART
RE W228   184 DISCAR:Default(s) Used for Missing Parameters on Keyword  DISCCART
RE W228   185 DISCAR:Default(s) Used for Missing Parameters on Keyword  DISCCART
RE W228   186 DISCAR:Default(s) Used for Missing Parameters on Keyword  DISCCART
RE W228   187 DISCAR:Default(s) Used for Missing Parameters on Keyword  DISCCART
RE W228   188 DISCAR:Default(s) Used for Missing Parameters on Keyword  DISCCART
RE W228   189 DISCAR:Default(s) Used for Missing Parameters on Keyword  DISCCART

***********************************
*** SETUP Finishes Successfully ***
***********************************
```

**MODELOPTs:
CONC DFAULT ELEV FLGPOL

*** MODEL SETUP OPTIONS SUMMARY ***

**Model Is Setup For Calculation of Average CONCentration Values.

-- DEPOSITION LOGIC --
**Model Uses NO DRY DEPLETION. DDPLETE = F
**Model Uses NO WET DEPLETION. WDPLETE = F
**NO GAS DRY DEPOSITION Data Provided.

**Model Uses URBAN Dispersion Algorithm for the SBL for 48 Source(s).
The Urban Population = 1500000.0 ; Urban Roughness Length = 1.000 m

**Model Uses Regulatory DEFAULT Options:
1. Stack-tip Downwash.
2. Model Accounts for ELEVated Terrain Effects.
3. Use Calms Processing Routine.
4. Use Missing Data Processing Routine.
5. "Upper Bound" Values for Supersquat Buildings.
6. No Exponential Decay for URBAN/Non-SO2

**Model Accepts FLAGPOLE Receptor Heights.

**Model Calculates 2 Short Term Average(s) of: 1-HR 8-HR

**This Run Includes: 48 Source(s); 1 Source Group(s); and 60 Receptor(s)

**The Model Assumes A Pollutant Type of: CO

**Model Set To Continue RUNning After the Setup Testing.

**Output Options Selected:
Model Outputs Tables of Highest Short Term Values by Receptor (RECTABLE Keyword)
Model Outputs Tables of Overall Maximum Short Term Values (MAXTABLE Keyword)

**NOTE: The Following Flags May Appear Following CONC Values: c for Calm Hours
m for Missing Hours
b for Both Calm and Missing Hours

**Misc. Inputs: Base Elev. for Pot. Temp. Profile (m MSL) = 0.00 ; Decay Coef. = 0.000 ; Rot. Angle = 0.0
Emission Units = GRAMS/SEC ; Emission Rate Unit Factor = 0.10000E+07
Output Units = MICROGRAMS/M**3

**Approximate Storage Requirements of Model = 1.3 MB of RAM.

**Detailed Error/Message File: ERRORS.OUT

*** VOLUME SOURCE DATA ***

SOURCE ID	NUMBER PART. CATS.	EMISSION RATE (GRAMS/SEC)	X (METERS)	Y (METERS)	BASE ELEV. (METERS)	RELEASE HEIGHT (METERS)	INIT. SY (METERS)	INIT. SZ (METERS)	URBAN SOURCE	EMISSION RATE SCALAR VARY BY
BLOCK1	0	0.45000E-01	7.3	0.7	0.0	2.60	4.50	2.40	YES	
BLOCK2	0	0.45000E-01	12.8	8.8	0.0	2.60	4.50	2.40	YES	
BLOCK3	0	0.45000E-01	18.3	16.9	0.0	2.60	4.50	2.40	YES	
BLOCK4	0	0.45000E-01	23.9	24.9	0.0	2.60	4.50	2.40	YES	
BLOCK5	0	0.45000E-01	29.4	33.0	0.0	2.60	4.50	2.40	YES	
BLOCK6	0	0.45000E-01	34.9	41.0	0.0	2.60	4.50	2.40	YES	
BLOCK7	0	0.45000E-01	40.4	49.1	0.0	2.60	4.50	2.40	YES	
BLOCK8	0	0.45000E-01	45.9	57.1	0.0	2.60	4.50	2.40	YES	
BLOCK9	0	0.45000E-01	51.4	65.2	0.0	2.60	4.50	2.40	YES	
BLOCK10	0	0.45000E-01	56.9	73.3	0.0	2.60	4.50	2.40	YES	
BLOCK11	0	0.45000E-01	62.4	81.3	0.0	2.60	4.50	2.40	YES	
BLOCK12	0	0.45000E-01	67.9	89.4	0.0	2.60	4.50	2.40	YES	
BLOCK13	0	0.45000E-01	73.5	97.4	0.0	2.60	4.50	2.40	YES	
BLOCK14	0	0.45000E-01	79.0	105.5	0.0	2.60	4.50	2.40	YES	
BLOCK15	0	0.45000E-01	84.5	113.5	0.0	2.60	4.50	2.40	YES	
BLOCK16	0	0.45000E-01	90.0	121.6	0.0	2.60	4.50	2.40	YES	
BLOCK17	0	0.45000E-01	95.5	129.6	0.0	2.60	4.50	2.40	YES	
BLOCK18	0	0.45000E-01	101.0	137.7	0.0	2.60	4.50	2.40	YES	
BLOCK19	0	0.45000E-01	106.5	145.8	0.0	2.60	4.50	2.40	YES	
BLOCK20	0	0.45000E-01	112.0	153.8	0.0	2.60	4.50	2.40	YES	
BLOCK21	0	0.45000E-01	117.5	161.9	0.0	2.60	4.50	2.40	YES	
BLOCK22	0	0.45000E-01	123.0	169.9	0.0	2.60	4.50	2.40	YES	
BLOCK23	0	0.45000E-01	128.6	178.0	0.0	2.60	4.50	2.40	YES	
BLOCK24	0	0.45000E-01	134.1	186.0	0.0	2.60	4.50	2.40	YES	
BLOCK30	0	0.49500E-01	-1.8	7.3	0.0	2.60	4.50	2.40	YES	
BLOCK31	0	0.49500E-01	3.7	15.4	0.0	2.60	4.50	2.40	YES	
BLOCK32	0	0.49500E-01	9.2	23.4	0.0	2.60	4.50	2.40	YES	
BLOCK33	0	0.49500E-01	14.7	31.5	0.0	2.60	4.50	2.40	YES	
BLOCK34	0	0.49500E-01	20.2	39.5	0.0	2.60	4.50	2.40	YES	
BLOCK35	0	0.49500E-01	25.7	47.6	0.0	2.60	4.50	2.40	YES	
BLOCK36	0	0.49500E-01	31.2	55.6	0.0	2.60	4.50	2.40	YES	
BLOCK37	0	0.49500E-01	36.8	63.7	0.0	2.60	4.50	2.40	YES	
BLOCK38	0	0.49500E-01	42.3	71.8	0.0	2.60	4.50	2.40	YES	
BLOCK39	0	0.49500E-01	47.8	79.8	0.0	2.60	4.50	2.40	YES	
BLOCK40	0	0.49500E-01	53.3	87.9	0.0	2.60	4.50	2.40	YES	
BLOCK41	0	0.49500E-01	58.8	95.9	0.0	2.60	4.50	2.40	YES	
BLOCK42	0	0.49500E-01	64.3	104.0	0.0	2.60	4.50	2.40	YES	
BLOCK43	0	0.49500E-01	69.8	112.0	0.0	2.60	4.50	2.40	YES	
BLOCK44	0	0.49500E-01	75.3	120.1	0.0	2.60	4.50	2.40	YES	
BLOCK45	0	0.49500E-01	80.8	128.2	0.0	2.60	4.50	2.40	YES	

**MODELOPTs:
CONC DFAULT ELEV FLGPOL

*** VOLUME SOURCE DATA ***

SOURCE ID	NUMBER PART. CATS.	EMISSION RATE (GRAMS/SEC)	X (METERS)	Y (METERS)	BASE ELEV. (METERS)	RELEASE HEIGHT (METERS)	INIT. SY (METERS)	INIT. SZ (METERS)	URBAN SOURCE	EMISSION RATE SCALAR VARY BY
BLOCK46	0	0.49500E-01	86.4	136.2	0.0	2.60	4.50	2.40	YES	
BLOCK47	0	0.49500E-01	91.9	144.3	0.0	2.60	4.50	2.40	YES	
BLOCK48	0	0.49500E-01	97.4	152.3	0.0	2.60	4.50	2.40	YES	
BLOCK49	0	0.49500E-01	102.9	160.4	0.0	2.60	4.50	2.40	YES	
BLOCK50	0	0.49500E-01	108.4	168.4	0.0	2.60	4.50	2.40	YES	
BLOCK51	0	0.49500E-01	113.9	176.5	0.0	2.60	4.50	2.40	YES	
BLOCK52	0	0.49500E-01	119.4	184.6	0.0	2.60	4.50	2.40	YES	
BLOCK53	0	0.49500E-01	124.9	192.6	0.0	2.60	4.50	2.40	YES	

**MODELOPTs:
CONC DFAULT ELEV FLGPOL

*** SOURCE IDs DEFINING SOURCE GROUPS ***

GROUP ID	SOURCE IDs
ALL	BLOCK1 , BLOCK2 , BLOCK3 , BLOCK4 , BLOCK5 , BLOCK6 , BLOCK7 , BLOCK8 , BLOCK9 , BLOCK10 , BLOCK11 , BLOCK12 , BLOCK13 , BLOCK14 , BLOCK15 , BLOCK16 , BLOCK17 , BLOCK18 , BLOCK19 , BLOCK20 , BLOCK21 , BLOCK22 , BLOCK23 , BLOCK24 , BLOCK30 , BLOCK31 , BLOCK32 , BLOCK33 , BLOCK34 , BLOCK35 , BLOCK36 , BLOCK37 , BLOCK38 , BLOCK39 , BLOCK40 , BLOCK41 , BLOCK42 , BLOCK43 , BLOCK44 , BLOCK45 , BLOCK46 , BLOCK47 , BLOCK48 , BLOCK49 , BLOCK50 , BLOCK51 , BLOCK52 , BLOCK53 ,

**MODELOPTs:
CONC DFAULT ELEV FLGPOL

*** DISCRETE CARTESIAN RECEPTORS ***
(X-COORD, Y-COORD, ZELEV, ZHILL, ZFLAG)
(METERS)

(10.4,	-7.1,	0.0,	0.0,	1.8);	(14.6,	-1.1,	0.0,	0.0,	1.8);
(18.8,	5.0,	0.0,	0.0,	1.8);	(23.0,	11.2,	0.0,	0.0,	1.8);
(27.2,	17.3,	0.0,	0.0,	1.8);	(31.4,	23.5,	0.0,	0.0,	1.8);
(35.6,	29.6,	0.0,	0.0,	1.8);	(39.8,	35.7,	0.0,	0.0,	1.8);
(44.0,	41.9,	0.0,	0.0,	1.8);	(48.2,	48.0,	0.0,	0.0,	1.8);
(52.4,	54.2,	0.0,	0.0,	1.8);	(56.6,	60.3,	0.0,	0.0,	1.8);
(60.8,	66.4,	0.0,	0.0,	1.8);	(65.0,	72.6,	0.0,	0.0,	1.8);
(69.2,	78.7,	0.0,	0.0,	1.8);	(73.4,	84.9,	0.0,	0.0,	1.8);
(77.6,	91.0,	0.0,	0.0,	1.8);	(81.8,	97.2,	0.0,	0.0,	1.8);
(86.0,	103.3,	0.0,	0.0,	1.8);	(90.2,	109.4,	0.0,	0.0,	1.8);
(94.4,	115.6,	0.0,	0.0,	1.8);	(98.6,	121.7,	0.0,	0.0,	1.8);
(102.8,	127.9,	0.0,	0.0,	1.8);	(107.0,	134.0,	0.0,	0.0,	1.8);
(111.2,	140.1,	0.0,	0.0,	1.8);	(115.4,	146.3,	0.0,	0.0,	1.8);
(119.6,	152.4,	0.0,	0.0,	1.8);	(123.8,	158.6,	0.0,	0.0,	1.8);
(128.0,	164.7,	0.0,	0.0,	1.8);	(132.2,	170.8,	0.0,	0.0,	1.8);
(136.4,	177.0,	0.0,	0.0,	1.8);	(140.6,	183.1,	0.0,	0.0,	1.8);
(144.8,	189.3,	0.0,	0.0,	1.8);	(149.0,	195.4,	0.0,	0.0,	1.8);
(153.2,	201.6,	0.0,	0.0,	1.8);	(157.4,	207.7,	0.0,	0.0,	1.8);
(161.6,	213.8,	0.0,	0.0,	1.8);	(165.8,	220.0,	0.0,	0.0,	1.8);
(170.0,	226.1,	0.0,	0.0,	1.8);	(174.2,	232.3,	0.0,	0.0,	1.8);
(178.4,	238.4,	0.0,	0.0,	1.8);	(182.6,	244.5,	0.0,	0.0,	1.8);
(186.8,	250.7,	0.0,	0.0,	1.8);	(191.0,	256.8,	0.0,	0.0,	1.8);
(195.2,	263.0,	0.0,	0.0,	1.8);	(199.4,	269.1,	0.0,	0.0,	1.8);
(203.6,	275.3,	0.0,	0.0,	1.8);	(207.8,	281.4,	0.0,	0.0,	1.8);
(212.0,	287.5,	0.0,	0.0,	1.8);	(216.2,	293.7,	0.0,	0.0,	1.8);
(220.4,	299.8,	0.0,	0.0,	1.8);	(224.6,	306.0,	0.0,	0.0,	1.8);
(228.8,	312.1,	0.0,	0.0,	1.8);	(233.0,	318.2,	0.0,	0.0,	1.8);
(237.2,	324.4,	0.0,	0.0,	1.8);	(241.4,	330.5,	0.0,	0.0,	1.8);
(6.2,	-13.4,	0.0,	0.0,	1.8);	(2.0,	-19.5,	0.0,	0.0,	1.8);
(-2.2,	-25.7,	0.0,	0.0,	1.8);	(-6.4,	-31.8,	0.0,	0.0,	1.8);

**MODELOPTs:
CONC DFAULT ELEV FLGPOL

* SOURCE-RECEPTOR COMBINATIONS FOR WHICH CALCULATIONS MAY NOT BE PERFORMED *
LESS THAN 1.0 METER OR WITHIN OPEN PIT SOURCE

SOURCE ID	- - RECEPTOR LOCATION - - XR (METERS)	YR (METERS)	DISTANCE (METERS)
BLOCK1	10.4	-7.1	-1.28
BLOCK1	14.6	-1.1	-2.16
BLOCK2	14.6	-1.1	0.39
BLOCK2	18.8	5.0	-2.57
BLOCK2	23.0	11.2	0.80
BLOCK3	23.0	11.2	-2.29
BLOCK3	27.2	17.3	-0.77
BLOCK4	27.2	17.3	-1.39
BLOCK4	31.4	23.5	-2.05
BLOCK5	31.4	23.5	0.03
BLOCK5	35.6	29.6	-2.60
BLOCK6	39.8	35.7	-2.46
BLOCK6	44.0	41.9	-0.53
BLOCK7	44.0	41.9	-1.63
BLOCK7	48.2	48.0	-1.80
BLOCK8	48.2	48.0	-0.29
BLOCK8	52.4	54.2	-2.56
BLOCK9	56.6	60.3	-2.53
BLOCK9	60.8	66.4	-0.20
BLOCK10	60.8	66.4	-1.75
BLOCK10	65.0	72.6	-1.54
BLOCK11	65.0	72.6	-0.59
BLOCK11	69.2	78.7	-2.39
BLOCK12	73.4	84.9	-2.57
BLOCK12	77.6	91.0	0.16
BLOCK13	77.6	91.0	-2.07
BLOCK13	81.8	97.2	-1.37
BLOCK14	81.8	97.2	-0.92
BLOCK14	86.0	103.3	-2.34
BLOCK15	86.0	103.3	0.63
BLOCK15	90.2	109.4	-2.65
BLOCK15	94.4	115.6	0.45
BLOCK16	94.4	115.6	-2.23
BLOCK16	98.6	121.7	-1.07
BLOCK17	98.6	121.7	-1.19
BLOCK17	102.8	127.9	-2.18
BLOCK18	102.8	127.9	0.29
BLOCK18	107.0	134.0	-2.63
BLOCK18	111.2	140.1	0.80
BLOCK19	111.2	140.1	-2.29

**MODELOPTs:
CONC DFAULT ELEV FLGPOL

* SOURCE-RECEPTOR COMBINATIONS FOR WHICH CALCULATIONS MAY NOT BE PERFORMED *
LESS THAN 1.0 METER OR WITHIN OPEN PIT SOURCE

SOURCE ID	- - RECEPTOR LOCATION - - XR (METERS)	YR (METERS)	DISTANCE (METERS)
BLOCK19	115.4	146.3	-0.76
BLOCK20	115.4	146.3	-1.44
BLOCK20	119.6	152.4	-1.95
BLOCK21	119.6	152.4	0.05
BLOCK21	123.8	158.6	-2.56
BLOCK22	128.0	164.7	-2.46
BLOCK22	132.2	170.8	-0.43
BLOCK23	132.2	170.8	-1.63
BLOCK23	136.4	177.0	-1.81
BLOCK24	136.4	177.0	-0.39
BLOCK24	140.6	183.1	-2.56

```
**MODELOPTs:
CONC                        DFAULT ELEV   FLGPOL

                                          *** METEOROLOGICAL DAYS SELECTED FOR PROCESSING ***
                                                            (1=YES; 0=NO)

          1 1 1 1 1 1 1 1 1 1  1 1 1 1 1 1 1 1 1 1  1 1 1 1 1 1 1 1 1 1  1 1 1 1 1 1 1 1 1 1  1 1 1 1 1 1 1 1 1 1
          1 1 1 1 1 1 1 1 1 1  1 1 1 1 1 1 1 1 1 1  1 1 1 1 1 1 1 1 1 1  1 1 1 1 1 1 1 1 1 1  1 1 1 1 1 1 1 1 1 1
          1 1 1 1 1 1 1 1 1 1  1 1 1 1 1 1 1 1 1 1  1 1 1 1 1 1 1 1 1 1  1 1 1 1 1 1 1 1 1 1  1 1 1 1 1 1 1 1 1 1
          1 1 1 1 1 1 1 1 1 1  1 1 1 1 1 1 1 1 1 1  1 1 1 1 1 1 1 1 1 1  1 1 1 1 1 1 1 1 1 1  1 1 1 1 1 1 1 1 1 1
          1 1 1 1 1 1 1 1 1 1  1 1 1 1 1 1 1 1 1 1  1 1 1 1 1 1 1 1 1 1  1 1 1 1 1 1 1 1 1 1  1 1 1 1 1 1 1 1 1 1
          1 1 1 1 1 1 1 1 1 1  1 1 1 1 1 1 1 1 1 1  1 1 1 1 1 1 1 1 1 1  1 1 1 1 1 1 1 1 1 1  1 1 1 1 1 1 1 1 1 1
          1 1 1 1 1 1 1 1 1 1  1 1 1 1 1 1 1 1 1 1  1 1 1 1 1 1 1 1 1 1  1 1 1 1 1 1 1 1 1 1  1 1 1 1 1 1 1 1 1 1
          1 1 1 1 1 1 1 1 1 1  1 1 1 1 1 1

                METEOROLOGICAL DATA PROCESSED BETWEEN START DATE:     0   0  0  0
                                                    AND END DATE: 9999  99 99 24

       NOTE:  METEOROLOGICAL DATA ACTUALLY PROCESSED WILL ALSO DEPEND ON WHAT IS INCLUDED IN THE DATA FILE.


                                     *** UPPER BOUND OF FIRST THROUGH FIFTH WIND SPEED CATEGORIES ***
                                                            (METERS/SEC)

                                             1.54,    3.09,    5.14,    8.23,  10.80,
```

**MODELOPTs:
CONC DFAULT ELEV FLGPOL

*** UP TO THE FIRST 24 HOURS OF METEOROLOGICAL DATA ***

Surface file: LGAOKX03.SFC
Profile file: LGAOKX03.PFL
Surface format: (3(I2,1X),I3,1X,I2,1X,F6.1,1X,3(F6.3,1X),2(F5.0,1X),F8.1,1X,F6.3,1X,2(F6.2,1X),F7.2,1X,F5.0,3(1X,F6.1))
Profile format: (4(I2,1X),F6.1,1X,I1,1X,F5.0,1X,F7.2,1X,F7.2,1X,F6.1,1X,F7.2)
Surface station no.: 14732 Upper air station no.: 94703
Name: LA Name: BROOKHAVEN
Year: 2003 Year: 2003

First 24 hours of scalar data

YR	MO	DY	JDY	HR	H0	U*	W*	DT/DZ	ZICNV	ZIMCH	M-O LEN	Z0	BOWEN	ALBEDO	REF WS	WD	HT	REF TA	HT
03	01	01	0	01	-11.9	0.211	-9.000	-9.000	-999.	222.	71.0	1.00	1.50	1.00	1.50	221.	9.1	282.5	2.0
03	01	01	1	02	-41.1	0.725	-9.000	-9.000	-999.	1419.	839.6	1.00	1.50	1.00	4.10	218.	9.1	282.0	2.0
03	01	01	1	03	-35.9	0.533	-9.000	-9.000	-999.	930.	381.1	1.00	1.50	1.00	3.10	244.	9.1	282.0	2.0
03	01	01	1	04	-19.4	0.343	-9.000	-9.000	-999.	494.	187.7	1.00	1.50	1.00	2.10	283.	9.1	282.0	2.0
03	01	01	1	05	-35.9	0.632	-9.000	-9.000	-999.	1154.	634.9	1.00	1.50	1.00	3.60	323.	9.1	280.9	2.0
03	01	01	1	06	-999.0	-9.000	-9.000	-9.000	-999.	-999.	-99999.0	1.00	1.50	1.00	0.00	0.	9.1	280.9	2.0
03	01	01	1	07	-999.0	-9.000	-9.000	-9.000	-999.	-999.	-99999.0	1.00	1.50	1.00	0.00	0.	9.1	280.9	2.0
03	01	01	1	08	-999.0	-9.000	-9.000	-9.000	-999.	-999.	-99999.0	1.00	1.50	0.84	0.00	0.	9.1	280.4	2.0
03	01	01	1	09	-999.0	-9.000	-9.000	-9.000	-999.	-999.	-99999.0	1.00	1.50	0.55	0.00	0.	9.1	280.9	2.0
03	01	01	1	10	2.0	0.563	0.063	0.010	4.	970.	-8062.4	1.00	1.50	0.44	3.10	31.	9.1	280.9	2.0
03	01	01	1	11	9.4	0.835	0.188	0.005	25.	1755.	-5594.7	1.00	1.50	0.41	4.60	64.	9.1	280.4	2.0
03	01	01	1	12	13.1	1.125	0.270	0.008	54.	2734.	-8888.0	1.00	1.50	0.39	6.20	56.	9.1	279.2	2.0
03	01	01	1	13	12.6	1.215	0.307	0.006	83.	3066.	-8888.0	1.00	1.50	0.39	6.70	63.	9.1	277.5	2.0
03	01	01	1	14	8.5	1.486	0.298	0.005	111.	3971.	-8888.0	1.00	1.50	0.41	8.20	69.	9.1	277.0	2.0
03	01	01	1	15	0.8	1.685	0.137	0.005	112.	3999.	-8888.0	1.00	1.50	0.45	9.30	72.	9.1	277.0	2.0
03	01	01	1	16	-46.2	1.681	-9.000	-9.000	-999.	4000.	8888.0	1.00	1.50	0.56	9.30	54.	9.1	277.0	2.0
03	01	01	1	17	-64.0	1.952	-9.000	-9.000	-999.	4000.	8888.0	1.00	1.50	0.86	10.80	61.	9.1	275.9	2.0
03	01	01	1	18	-64.0	1.387	-9.000	-9.000	-999.	3778.	3751.4	1.00	1.50	1.00	7.70	37.	9.1	275.9	2.0
03	01	01	1	19	-64.0	2.043	-9.000	-9.000	-999.	3995.	8888.0	1.00	1.50	1.00	11.30	54.	9.1	277.0	2.0
03	01	01	1	20	-64.0	2.043	-9.000	-9.000	-999.	4000.	8888.0	1.00	1.50	1.00	11.30	47.	9.1	277.0	2.0
03	01	01	1	21	-64.0	1.861	-9.000	-9.000	-999.	4000.	8888.0	1.00	1.50	1.00	10.30	50.	9.1	276.4	2.0
03	01	01	1	22	-64.0	1.679	-9.000	-9.000	-999.	4000.	6623.1	1.00	1.50	1.00	9.30	42.	9.1	275.9	2.0
03	01	01	1	23	-64.0	1.295	-9.000	-9.000	-999.	3450.	3041.1	1.00	1.50	1.00	7.20	30.	9.1	275.9	2.0
03	01	01	1	24	-64.0	1.588	-9.000	-9.000	-999.	3980.	5607.4	1.00	1.50	1.00	8.80	20.	9.1	275.9	2.0

First hour of profile data

YR	MO	DY	HR	HEIGHT	F	WDIR	WSPD	AMB_TMP	sigmaA	sigmaW	sigmaV
03	01	01	01	9.1	1	221.	1.50	282.6	99.0	-99.00	-99.00

F indicates top of profile (=1) or below (=0)

**MODELOPTs:
CONC DFAULT ELEV FLGPOL

*** THE 1ST HIGHEST 1-HR AVERAGE CONCENTRATION VALUES FOR SOURCE GROUP: ALL ***
INCLUDING SOURCE(S): BLOCK1 , BLOCK2 , BLOCK3 , BLOCK4 , BLOCK5 , BLOCK6 , BLOCK7 ,
BLOCK8 , BLOCK9 , BLOCK10 , BLOCK11 , BLOCK12 , BLOCK13 , BLOCK14 , BLOCK15 , BLOCK16 , BLOCK17 , BLOCK18 , BLOCK19 ,
BLOCK20 , BLOCK21 , BLOCK22 , BLOCK23 , BLOCK24 , BLOCK30 , BLOCK31 , BLOCK32 , BLOCK33 , BLOCK34 , BLOCK35 , . . . ,

*** DISCRETE CARTESIAN RECEPTOR POINTS ***

** CONC OF CO IN MICROGRAMS/M**3 **

X-COORD (M)	Y-COORD (M)	CONC	(YYMMDDHH)	X-COORD (M)	Y-COORD (M)	CONC	(YYMMDDHH)
10.40	-7.10	1081.26001	(03051903)	14.60	-1.10	1074.35352	(03051903)
18.80	5.00	1350.37634	(03010605)	23.00	11.20	1285.54565	(03010605)
27.20	17.30	1306.02148	(03010605)	31.40	23.50	1324.95593	(03010605)
35.60	29.60	1459.45471	(03010605)	39.80	35.70	1528.92200	(03010605)
44.00	41.90	1390.82507	(03010605)	48.20	48.00	1377.26807	(03010605)
52.40	54.20	1506.23059	(03101223)	56.60	60.30	1548.21838	(03010605)
60.80	66.40	1397.59351	(03010605)	65.00	72.60	1375.46521	(03010605)
69.20	78.70	1532.56604	(03101223)	73.40	84.90	1529.30371	(03010605)
77.60	91.00	1371.36511	(03010605)	81.80	97.20	1339.08203	(03010605)
86.00	103.30	1332.46655	(03072524)	90.20	109.40	1495.39221	(03101223)
94.40	115.60	1332.25659	(03101223)	98.60	121.70	1293.01892	(03101223)
102.80	127.90	1318.77417	(03072524)	107.00	134.00	1461.09436	(03101223)
111.20	140.10	1282.29504	(03101223)	115.40	146.30	1256.13196	(03081903)
119.60	152.40	1272.22632	(03081903)	123.80	158.60	1373.61926	(03081903)
128.00	164.70	1366.33435	(03072524)	132.20	170.80	1147.35791	(03081903)
136.40	177.00	1109.57825	(03081903)	140.60	183.10	1128.60107	(03081903)
144.80	189.30	1145.96680	(03081903)	149.00	195.40	957.02173	(03081903)
153.20	201.60	817.50397	(03031605)	157.40	207.70	711.33435	(03031605)
161.60	213.80	626.53027	(03031605)	165.80	220.00	557.66180	(03031605)
170.00	226.10	501.69366	(03031605)	174.20	232.30	454.89117	(03031605)
178.40	238.40	415.81464	(03031605)	182.60	244.50	382.50931	(03031605)
186.80	250.70	353.56689	(03031605)	191.00	256.80	328.60947	(03031605)
195.20	263.00	306.50375	(03031605)	199.40	269.10	287.13727	(03031605)
203.60	275.30	269.72421	(03031605)	207.80	281.40	254.27672	(03031605)
212.00	287.50	240.35587	(03031605)	216.20	293.70	227.62271	(03031605)
220.40	299.80	216.16348	(03031605)	224.60	306.00	205.58789	(03031605)
228.80	312.10	195.99881	(03031605)	233.00	318.20	187.17722	(03031605)
237.20	324.40	178.94788	(03031605)	241.40	330.50	171.41846	(03031605)
6.20	-13.40	1089.49500	(03051903)	2.00	-19.50	923.27423	(03051903)
-2.20	-25.70	788.58228	(03051903)	-6.40	-31.80	683.77771	(03051903)

**MODELOPTs:
CONC DFAULT ELEV FLGPOL

*** THE 2ND HIGHEST 1-HR AVERAGE CONCENTRATION VALUES FOR SOURCE GROUP: ALL ***
INCLUDING SOURCE(S): BLOCK1 , BLOCK2 , BLOCK3 , BLOCK4 , BLOCK5 , BLOCK6 , BLOCK7 ,
BLOCK8 , BLOCK9 , BLOCK10 , BLOCK11 , BLOCK12 , BLOCK13 , BLOCK14 , BLOCK15 , BLOCK16 , BLOCK17 , BLOCK18 , BLOCK19 ,
BLOCK20 , BLOCK21 , BLOCK22 , BLOCK23 , BLOCK24 , BLOCK30 , BLOCK31 , BLOCK32 , BLOCK33 , BLOCK34 , BLOCK35 , . . . ,

*** DISCRETE CARTESIAN RECEPTOR POINTS ***

** CONC OF CO IN MICROGRAMS/M**3 **

X-COORD (M)	Y-COORD (M)	CONC	(YYMMDDHH)	X-COORD (M)	Y-COORD (M)	CONC	(YYMMDDHH)
10.40	-7.10	1060.14636	(03010605)	14.60	-1.10	1060.37524	(03010605)
18.80	5.00	1319.50635	(03051903)	23.00	11.20	1259.97229	(03051903)
27.20	17.30	1260.98181	(03051903)	31.40	23.50	1268.05762	(03051903)
35.60	29.60	1451.79077	(03051903)	39.80	35.70	1437.25208	(03051903)
44.00	41.90	1322.28601	(03051903)	48.20	48.00	1302.95532	(03051903)
52.40	54.20	1494.20264	(03010605)	56.60	60.30	1479.23669	(03101223)
60.80	66.40	1325.05249	(03081520)	65.00	72.60	1304.40503	(03101223)
69.20	78.70	1485.08032	(03081520)	73.40	84.90	1499.87048	(03101223)
77.60	91.00	1337.36633	(03101223)	81.80	97.20	1311.55835	(03101223)
86.00	103.30	1310.05933	(03010605)	90.20	109.40	1470.52429	(03010605)
94.40	115.60	1308.96155	(03010605)	98.60	121.70	1289.46692	(03072524)
102.80	127.90	1306.78406	(03081903)	107.00	134.00	1426.88550	(03072524)
111.20	140.10	1252.10901	(03081903)	115.40	146.30	1252.42322	(03072524)
119.60	152.40	1267.08862	(03072524)	123.80	158.60	1369.09558	(03072524)
128.00	164.70	1353.72656	(03082004)	132.20	170.80	1135.72815	(03060301)
136.40	177.00	1094.10876	(03060301)	140.60	183.10	1108.77026	(03060301)
144.80	189.30	1124.16736	(03072524)	149.00	195.40	951.41772	(03031605)
153.20	201.60	814.45557	(03060301)	157.40	207.70	706.66138	(03060301)
161.60	213.80	620.89941	(03060301)	165.80	220.00	551.52625	(03060301)
170.00	226.10	495.38364	(03060301)	174.20	232.30	448.57245	(03060301)
178.40	238.40	409.60464	(03060301)	182.60	244.50	376.46466	(03060301)
186.80	250.70	347.71478	(03060301)	191.00	256.80	322.96747	(03060301)
195.20	263.00	301.07492	(03060301)	199.40	269.10	281.92029	(03060301)
203.60	275.30	264.71387	(03060301)	207.80	281.40	249.46466	(03060301)
212.00	287.50	235.73315	(03060301)	216.20	293.70	223.18172	(03060301)
220.40	299.80	211.89340	(03060301)	224.60	306.00	201.48163	(03060301)
228.80	312.10	192.04579	(03060301)	233.00	318.20	183.36897	(03060301)
237.20	324.40	175.27873	(03060301)	241.40	330.50	167.87889	(03060301)
6.20	-13.40	1056.94275	(03111005)	2.00	-19.50	885.08319	(03010605)
-2.20	-25.70	757.05627	(03010605)	-6.40	-31.80	660.22888	(03010605)

**MODELOPTs:
CONC DFAULT ELEV FLGPOL

*** THE 1ST HIGHEST 8-HR AVERAGE CONCENTRATION VALUES FOR SOURCE GROUP: ALL ***
INCLUDING SOURCE(S): BLOCK1 , BLOCK2 , BLOCK3 , BLOCK4 , BLOCK5 , BLOCK6 , BLOCK7 ,
BLOCK8 , BLOCK9 , BLOCK10 , BLOCK11 , BLOCK12 , BLOCK13 , BLOCK14 , BLOCK15 , BLOCK16 , BLOCK17 , BLOCK18 , BLOCK19 ,
BLOCK20 , BLOCK21 , BLOCK22 , BLOCK23 , BLOCK24 , BLOCK30 , BLOCK31 , BLOCK32 , BLOCK33 , BLOCK34 , BLOCK35 , . . . ,

*** DISCRETE CARTESIAN RECEPTOR POINTS ***

** CONC OF CO IN MICROGRAMS/M**3 **

X-COORD (M)	Y-COORD (M)	CONC	(YYMMDDHH)	X-COORD (M)	Y-COORD (M)	CONC	(YYMMDDHH)
10.40	-7.10	579.13098c	(03102008)	14.60	-1.10	583.21985c	(03102008)
18.80	5.00	745.63495c	(03102008)	23.00	11.20	715.37518c	(03102008)
27.20	17.30	722.60535c	(03102008)	31.40	23.50	730.32391c	(03102008)
35.60	29.60	849.05048c	(03102008)	39.80	35.70	852.18701c	(03102008)
44.00	41.90	776.50189c	(03102008)	48.20	48.00	765.89484c	(03102008)
52.40	54.20	881.34399c	(03101224)	56.60	60.30	867.28577c	(03102008)
60.80	66.40	790.55780c	(03102008)	65.00	72.60	777.27783c	(03060308)
69.20	78.70	885.44928c	(03101224)	73.40	84.90	868.21899c	(03101224)
77.60	91.00	787.45636c	(03102008)	81.80	97.20	796.75220c	(03060308)
86.00	103.30	803.57446c	(03060308)	90.20	109.40	885.16486c	(03060308)
94.40	115.60	794.97632c	(03060308)	98.60	121.70	797.61676c	(03060308)
102.80	127.90	806.47919c	(03060308)	107.00	134.00	877.31256c	(03060308)
111.20	140.10	780.83856c	(03060308)	115.40	146.30	775.44659c	(03060308)
119.60	152.40	772.20856c	(03060308)	123.80	158.60	832.31055c	(03060308)
128.00	164.70	789.62860c	(03060308)	132.20	170.80	680.57806c	(03060308)
136.40	177.00	628.14716c	(03060308)	140.60	183.10	618.01886c	(03100808)
144.80	189.30	608.35406c	(03100808)	149.00	195.40	499.28525c	(03100808)
153.20	201.60	400.24963c	(03100808)	157.40	207.70	330.85406	(03103108)
161.60	213.80	288.23163	(03103108)	165.80	220.00	254.10866	(03103108)
170.00	226.10	226.59369	(03103108)	174.20	232.30	203.94121	(03103108)
178.40	238.40	185.10051	(03103108)	182.60	244.50	169.05414	(03103108)
186.80	250.70	155.24927	(03103108)	191.00	256.80	143.38979	(03103108)
195.20	263.00	132.99635	(03103108)	199.40	269.10	123.89087	(03103108)
203.60	275.30	115.78908	(03103108)	207.80	281.40	108.59373	(03103108)
212.00	287.50	102.13835	(03103108)	216.20	293.70	96.29532	(03103108)
220.40	299.80	91.02364	(03103108)	224.60	306.00	86.20971	(03103108)
228.80	312.10	81.83064	(03103108)	233.00	318.20	77.81686	(03103108)
237.20	324.40	74.11314	(03103108)	241.40	330.50	70.71033	(03103108)
6.20	-13.40	563.89862c	(03102008)	2.00	-19.50	440.48642c	(03102008)
-2.20	-25.70	359.57086	(03110208)	-6.40	-31.80	306.23740	(03110208)

**MODELOPTs:
CONC DFAULT ELEV FLGPOL

*** THE 2ND HIGHEST 8-HR AVERAGE CONCENTRATION VALUES FOR SOURCE GROUP: ALL ***
INCLUDING SOURCE(S): BLOCK1 , BLOCK2 , BLOCK3 , BLOCK4 , BLOCK5 , BLOCK6 , BLOCK7 ,
BLOCK8 , BLOCK9 , BLOCK10 , BLOCK11 , BLOCK12 , BLOCK13 , BLOCK14 , BLOCK15 , BLOCK16 , BLOCK17 , BLOCK18 , BLOCK19 ,
BLOCK20 , BLOCK21 , BLOCK22 , BLOCK23 , BLOCK24 , BLOCK30 , BLOCK31 , BLOCK32 , BLOCK33 , BLOCK34 , BLOCK35 , . . . ,

*** DISCRETE CARTESIAN RECEPTOR POINTS ***

** CONC OF CO IN MICROGRAMS/M**3 **

X-COORD (M)	Y-COORD (M)	CONC	(YYMMDDHH)	X-COORD (M)	Y-COORD (M)	CONC	(YYMMDDHH)
10.40	-7.10	553.11823c	(03101224)	14.60	-1.10	555.04950c	(03101224)
18.80	5.00	739.18970c	(03101224)	23.00	11.20	693.49957c	(03101224)
27.20	17.30	698.49463c	(03101224)	31.40	23.50	705.03021c	(03101224)
35.60	29.60	846.19940c	(03101224)	39.80	35.70	835.09906c	(03101224)
44.00	41.90	754.97430c	(03101224)	48.20	48.00	745.51178c	(03101224)
52.40	54.20	870.74847c	(03102008)	56.60	60.30	860.90167c	(03101224)
60.80	66.40	774.35236c	(03101224)	65.00	72.60	775.01324c	(03102008)
69.20	78.70	874.74530c	(03102008)	73.40	84.90	863.27972c	(03102008)
77.60	91.00	786.36914c	(03060308)	81.80	97.20	766.95129c	(03102008)
86.00	103.30	762.35370c	(03100808)	90.20	109.40	859.24103c	(03101224)
94.40	115.60	767.56775c	(03102008)	98.60	121.70	742.24139c	(03100808)
102.80	127.90	758.98810c	(03100808)	107.00	134.00	830.02924c	(03101224)
111.20	140.10	726.94531c	(03101224)	115.40	146.30	722.83173c	(03100808)
119.60	152.40	729.69489c	(03100808)	123.80	158.60	787.14545c	(03100808)
128.00	164.70	767.28571c	(03100808)	132.20	170.80	646.05963c	(03100808)
136.40	177.00	616.66962c	(03100808)	140.60	183.10	607.42273c	(03060308)
144.80	189.30	574.57928c	(03060308)	149.00	195.40	474.16983c	(03060308)
153.20	201.60	388.93970c	(03060308)	157.40	207.70	329.44083c	(03100808)
161.60	213.80	284.05090c	(03060308)	165.80	220.00	249.03407c	(03060308)
170.00	226.10	221.17888c	(03060308)	174.20	232.30	198.31482c	(03060308)
178.40	238.40	179.60683c	(03060308)	182.60	244.50	163.85953c	(03060308)
186.80	250.70	150.34373c	(03060308)	191.00	256.80	138.77792c	(03060308)
195.20	263.00	128.63922c	(03060308)	199.40	269.10	119.80486c	(03060308)
203.60	275.30	111.93394c	(03060308)	207.80	281.40	104.97849c	(03060308)
212.00	287.50	98.74655c	(03060308)	216.20	293.70	93.09244c	(03060308)
220.40	299.80	88.01548c	(03060308)	224.60	306.00	83.36597c	(03060308)
228.80	312.10	79.15612c	(03060308)	233.00	318.20	75.29953c	(03060308)
237.20	324.40	71.72787c	(03060308)	241.40	330.50	68.46147c	(03060308)
6.20	-13.40	531.55548c	(03101224)	2.00	-19.50	431.53442	(03110208)
-2.20	-25.70	353.47739c	(03102008)	-6.40	-31.80	292.37378c	(03102008)

**MODELOPTs:
CONC DFAULT ELEV FLGPOL

*** THE MAXIMUM 10 1-HR AVERAGE CONCENTRATION VALUES FOR SOURCE GROUP: ALL ***
INCLUDING SOURCE(S): BLOCK1 , BLOCK2 , BLOCK3 , BLOCK4 , BLOCK5 , BLOCK6 , BLOCK7 ,
BLOCK8 , BLOCK9 , BLOCK10 , BLOCK11 , BLOCK12 , BLOCK13 , BLOCK14 , BLOCK15 , BLOCK16 , BLOCK17 , BLOCK18 , BLOCK19 ,
BLOCK20 , BLOCK21 , BLOCK22 , BLOCK23 , BLOCK24 , BLOCK30 , BLOCK31 , BLOCK32 , BLOCK33 , BLOCK34 , BLOCK35 , . . . ,

** CONC OF CO IN MICROGRAMS/M**3 **

RANK	CONC	(YYMMDDHH)	AT	RECEPTOR (XR,YR)		OF TYPE	RANK	CONC	(YYMMDDHH)	AT	RECEPTOR (XR,YR)		OF TYPE
1.	1548.21838	(03010605)	AT (	56.60,	60.30)	DC	6.	1499.87048	(03101223)	AT (	73.40,	84.90)	DC
2.	1532.56604	(03101223)	AT (	69.20,	78.70)	DC	7.	1495.39221	(03101223)	AT (	90.20,	109.40)	DC
3.	1529.30371	(03010605)	AT (	73.40,	84.90)	DC	8.	1494.20264	(03010605)	AT (	52.40,	54.20)	DC
4.	1528.92200	(03010605)	AT (	39.80,	35.70)	DC	9.	1485.08032	(03081520)	AT (	69.20,	78.70)	DC
5.	1506.23059	(03101223)	AT (	52.40,	54.20)	DC	10.	1482.27319	(03010605)	AT (	69.20,	78.70)	DC

*** RECEPTOR TYPES: GC = GRIDCART
GP = GRIDPOLR
DC = DISCCART
DP = DISCPOLR

**MODELOPTs:
CONC DFAULT ELEV FLGPOL

*** THE MAXIMUM 10 8-HR AVERAGE CONCENTRATION VALUES FOR SOURCE GROUP: ALL ***
INCLUDING SOURCE(S): BLOCK1 , BLOCK2 , BLOCK3 , BLOCK4 , BLOCK5 , BLOCK6 , BLOCK7 ,
BLOCK8 , BLOCK9 , BLOCK10 , BLOCK11 , BLOCK12 , BLOCK13 , BLOCK14 , BLOCK15 , BLOCK16 , BLOCK17 , BLOCK18 , BLOCK19 ,
BLOCK20 , BLOCK21 , BLOCK22 , BLOCK23 , BLOCK24 , BLOCK30 , BLOCK31 , BLOCK32 , BLOCK33 , BLOCK34 , BLOCK35 , . . . ,

** CONC OF CO IN MICROGRAMS/M**3 **

RANK	CONC	(YYMMDDHH)	AT	RECEPTOR (XR,YR)		OF TYPE	RANK	CONC	(YYMMDDHH)	AT	RECEPTOR (XR,YR)		OF TYPE
1.	885.44928c	(03101224)	AT (	69.20,	78.70)	DC	6.	870.74847c	(03102008)	AT (	52.40,	54.20)	DC
2.	885.16486c	(03060308)	AT (	90.20,	109.40)	DC	7.	868.21899c	(03101224)	AT (	73.40,	84.90)	DC
3.	881.34399c	(03101224)	AT (	52.40,	54.20)	DC	8.	867.28577c	(03102008)	AT (	56.60,	60.30)	DC
4.	877.31256c	(03060308)	AT (	107.00,	134.00)	DC	9.	863.27972c	(03102008)	AT (	73.40,	84.90)	DC
5.	874.74530c	(03102008)	AT (	69.20,	78.70)	DC	10.	862.64386c	(03060308)	AT (	69.20,	78.70)	DC

*** RECEPTOR TYPES: GC = GRIDCART
GP = GRIDPOLR
DC = DISCCART
DP = DISCPOLR

**MODELOPTs:
CONC DFAULT ELEV FLGPOL

*** THE SUMMARY OF HIGHEST 1-HR RESULTS ***

** CONC OF CO IN MICROGRAMS/M**3 **

GROUP ID		AVERAGE CONC	DATE (YYMMDDHH)	RECEPTOR (XR, YR, ZELEV, ZHILL, ZFLAG)	NETWORK OF TYPE	GRID-ID
ALL	HIGH 1ST HIGH VALUE IS	1548.21838	ON 03010605:	AT (56.60, 60.30, 0.00, 0.00, 1.80)	DC	
	HIGH 2ND HIGH VALUE IS	1499.87048	ON 03101223:	AT (73.40, 84.90, 0.00, 0.00, 1.80)	DC	

*** RECEPTOR TYPES: GC = GRIDCART
GP = GRIDPOLR
DC = DISCCART
DP = DISCPOLR

**MODELOPTs:
CONC DFAULT ELEV FLGPOL

*** THE SUMMARY OF HIGHEST 8-HR RESULTS ***

** CONC OF CO IN MICROGRAMS/M**3 **

GROUP ID		AVERAGE CONC	DATE (YYMMDDHH)	RECEPTOR (XR, YR, ZELEV, ZHILL, ZFLAG)	NETWORK OF TYPE	GRID-ID
ALL	HIGH	1ST HIGH VALUE IS	885.44928c	ON 03101224: AT (69.20, 78.70, 0.00, 0.00, 1.80)	DC	
	HIGH	2ND HIGH VALUE IS	874.74530c	ON 03102008: AT (69.20, 78.70, 0.00, 0.00, 1.80)	DC	

*** RECEPTOR TYPES: GC = GRIDCART
GP = GRIDPOLR
DC = DISCCART
DP = DISCPOLR

**MODELOPTs:
CONC DFAULT ELEV FLGPOL

*** Message Summary : AERMOD Model Execution ***

--------- Summary of Total Messages --------

A Total of 0 Fatal Error Message(s)
A Total of 61 Warning Message(s)
A Total of 430 Informational Message(s)

A Total of 407 Calm Hours Identified

A Total of 23 Missing Hours Identified (0.26 Percent)

******** FATAL ERROR MESSAGES ********
*** NONE ***

******** WARNING MESSAGES ********

CO W206	3	MODOPT:Regulatory DFAULT Overrides Non-DFAULT Option For FLAT
RE W228	130	DISCAR:Default(s) Used for Missing Parameters on Keyword DISCCART
RE W228	131	DISCAR:Default(s) Used for Missing Parameters on Keyword DISCCART
RE W228	132	DISCAR:Default(s) Used for Missing Parameters on Keyword DISCCART
RE W228	133	DISCAR:Default(s) Used for Missing Parameters on Keyword DISCCART
RE W228	134	DISCAR:Default(s) Used for Missing Parameters on Keyword DISCCART
RE W228	135	DISCAR:Default(s) Used for Missing Parameters on Keyword DISCCART
RE W228	136	DISCAR:Default(s) Used for Missing Parameters on Keyword DISCCART
RE W228	137	DISCAR:Default(s) Used for Missing Parameters on Keyword DISCCART
RE W228	138	DISCAR:Default(s) Used for Missing Parameters on Keyword DISCCART
RE W228	139	DISCAR:Default(s) Used for Missing Parameters on Keyword DISCCART
RE W228	140	DISCAR:Default(s) Used for Missing Parameters on Keyword DISCCART
RE W228	141	DISCAR:Default(s) Used for Missing Parameters on Keyword DISCCART
RE W228	142	DISCAR:Default(s) Used for Missing Parameters on Keyword DISCCART
RE W228	143	DISCAR:Default(s) Used for Missing Parameters on Keyword DISCCART
RE W228	144	DISCAR:Default(s) Used for Missing Parameters on Keyword DISCCART
RE W228	145	DISCAR:Default(s) Used for Missing Parameters on Keyword DISCCART
RE W228	146	DISCAR:Default(s) Used for Missing Parameters on Keyword DISCCART
RE W228	147	DISCAR:Default(s) Used for Missing Parameters on Keyword DISCCART
RE W228	148	DISCAR:Default(s) Used for Missing Parameters on Keyword DISCCART
RE W228	149	DISCAR:Default(s) Used for Missing Parameters on Keyword DISCCART
RE W228	150	DISCAR:Default(s) Used for Missing Parameters on Keyword DISCCART
RE W228	151	DISCAR:Default(s) Used for Missing Parameters on Keyword DISCCART
RE W228	152	DISCAR:Default(s) Used for Missing Parameters on Keyword DISCCART
RE W228	153	DISCAR:Default(s) Used for Missing Parameters on Keyword DISCCART
RE W228	154	DISCAR:Default(s) Used for Missing Parameters on Keyword DISCCART
RE W228	155	DISCAR:Default(s) Used for Missing Parameters on Keyword DISCCART
RE W228	156	DISCAR:Default(s) Used for Missing Parameters on Keyword DISCCART
RE W228	157	DISCAR:Default(s) Used for Missing Parameters on Keyword DISCCART
RE W228	158	DISCAR:Default(s) Used for Missing Parameters on Keyword DISCCART
RE W228	159	DISCAR:Default(s) Used for Missing Parameters on Keyword DISCCART
RE W228	160	DISCAR:Default(s) Used for Missing Parameters on Keyword DISCCART
RE W228	161	DISCAR:Default(s) Used for Missing Parameters on Keyword DISCCART
RE W228	162	DISCAR:Default(s) Used for Missing Parameters on Keyword DISCCART
RE W228	163	DISCAR:Default(s) Used for Missing Parameters on Keyword DISCCART

```
RE W228   164 DISCAR:Default(s) Used for Missing Parameters on Keyword  DISCCART
RE W228   165 DISCAR:Default(s) Used for Missing Parameters on Keyword  DISCCART
RE W228   166 DISCAR:Default(s) Used for Missing Parameters on Keyword  DISCCART
RE W228   167 DISCAR:Default(s) Used for Missing Parameters on Keyword  DISCCART
RE W228   168 DISCAR:Default(s) Used for Missing Parameters on Keyword  DISCCART
RE W228   169 DISCAR:Default(s) Used for Missing Parameters on Keyword  DISCCART
RE W228   170 DISCAR:Default(s) Used for Missing Parameters on Keyword  DISCCART
RE W228   171 DISCAR:Default(s) Used for Missing Parameters on Keyword  DISCCART
RE W228   172 DISCAR:Default(s) Used for Missing Parameters on Keyword  DISCCART
RE W228   173 DISCAR:Default(s) Used for Missing Parameters on Keyword  DISCCART
RE W228   174 DISCAR:Default(s) Used for Missing Parameters on Keyword  DISCCART
RE W228   175 DISCAR:Default(s) Used for Missing Parameters on Keyword  DISCCART
RE W228   176 DISCAR:Default(s) Used for Missing Parameters on Keyword  DISCCART
RE W228   177 DISCAR:Default(s) Used for Missing Parameters on Keyword  DISCCART
RE W228   178 DISCAR:Default(s) Used for Missing Parameters on Keyword  DISCCART
RE W228   179 DISCAR:Default(s) Used for Missing Parameters on Keyword  DISCCART
RE W228   180 DISCAR:Default(s) Used for Missing Parameters on Keyword  DISCCART
RE W228   181 DISCAR:Default(s) Used for Missing Parameters on Keyword  DISCCART
RE W228   182 DISCAR:Default(s) Used for Missing Parameters on Keyword  DISCCART
RE W228   183 DISCAR:Default(s) Used for Missing Parameters on Keyword  DISCCART
RE W228   184 DISCAR:Default(s) Used for Missing Parameters on Keyword  DISCCART
RE W228   185 DISCAR:Default(s) Used for Missing Parameters on Keyword  DISCCART
RE W228   186 DISCAR:Default(s) Used for Missing Parameters on Keyword  DISCCART
RE W228   187 DISCAR:Default(s) Used for Missing Parameters on Keyword  DISCCART
RE W228   188 DISCAR:Default(s) Used for Missing Parameters on Keyword  DISCCART
RE W228   189 DISCAR:Default(s) Used for Missing Parameters on Keyword  DISCCART

   ************************************
   *** AERMOD Finishes Successfully ***
   ************************************
```

```
CO STARTING
   TITLEONE  HSS FDR 68-71St Platform AQ-Existing Condition
   MODELOPT  CONC DFAULT  FLAT
   AVERTIME  1  8
   POLLUTID  CO
   RUNORNOT  RUN
   URBANOPT  1500000
   ERRORFIL  ERRORS.OUT
   FLAGPOLE  1.8
CO FINISHED

SO STARTING
** Source Location              X      Y     Z
** Parameters:                 -----  -----  ----
** FDR Northbound
   LOCATION  BLOCK1   VOLUME    7.3    0.7   0.
   LOCATION  BLOCK2   VOLUME   12.8    8.8   0.
   LOCATION  BLOCK3   VOLUME   18.3   16.9   0.
   LOCATION  BLOCK4   VOLUME   23.9   24.9   0.
   LOCATION  BLOCK5   VOLUME   29.4   33.0   0.
   LOCATION  BLOCK6   VOLUME   34.9   41.0   0.
   LOCATION  BLOCK7   VOLUME   40.4   49.1   0.
   LOCATION  BLOCK8   VOLUME   45.9   57.1   0.
   LOCATION  BLOCK9   VOLUME   51.4   65.2   0.
   LOCATION  BLOCK10  VOLUME   56.9   73.3   0.
   LOCATION  BLOCK11  VOLUME   62.4   81.3   0.
   LOCATION  BLOCK12  VOLUME   67.9   89.4   0.
   LOCATION  BLOCK13  VOLUME   73.5   97.4   0.
   LOCATION  BLOCK14  VOLUME   79.0  105.5   0.
   LOCATION  BLOCK15  VOLUME   84.5  113.5   0.
   LOCATION  BLOCK16  VOLUME   90.0  121.6   0.
   LOCATION  BLOCK17  VOLUME   95.5  129.6   0.
   LOCATION  BLOCK18  VOLUME  101.0  137.7   0.
   LOCATION  BLOCK19  VOLUME  106.5  145.8   0.
   LOCATION  BLOCK20  VOLUME  112.0  153.8   0.
   LOCATION  BLOCK21  VOLUME  117.5  161.9   0.
   LOCATION  BLOCK22  VOLUME  123.0  169.9   0.
   LOCATION  BLOCK23  VOLUME  128.6  178.0   0.
   LOCATION  BLOCK24  VOLUME  134.1  186.0   0.

** FDR Southbound
   LOCATION  BLOCK30  VOLUME   -1.8    7.3   0.
   LOCATION  BLOCK31  VOLUME    3.7   15.4   0.
   LOCATION  BLOCK32  VOLUME    9.2   23.4   0.
   LOCATION  BLOCK33  VOLUME   14.7   31.5   0.
   LOCATION  BLOCK34  VOLUME   20.2   39.5   0.
   LOCATION  BLOCK35  VOLUME   25.7   47.6   0.
   LOCATION  BLOCK36  VOLUME   31.2   55.6   0.
   LOCATION  BLOCK37  VOLUME   36.8   63.7   0.
   LOCATION  BLOCK38  VOLUME   42.3   71.8   0.
   LOCATION  BLOCK39  VOLUME   47.8   79.8   0.
   LOCATION  BLOCK40  VOLUME   53.3   87.9   0.
   LOCATION  BLOCK41  VOLUME   58.8   95.9   0.
   LOCATION  BLOCK42  VOLUME   64.3  104.0   0.
   LOCATION  BLOCK43  VOLUME   69.8  112.0   0.
   LOCATION  BLOCK44  VOLUME   75.3  120.1   0.
   LOCATION  BLOCK45  VOLUME   80.8  128.2   0.
   LOCATION  BLOCK46  VOLUME   86.4  136.2   0.
   LOCATION  BLOCK47  VOLUME   91.9  144.3   0.
```

```
   LOCATION   BLOCK48   VOLUME   97.4   152.3   0.
   LOCATION   BLOCK49   VOLUME  102.9   160.4   0.
   LOCATION   BLOCK50   VOLUME  108.4   168.4   0.
   LOCATION   BLOCK51   VOLUME  113.9   176.5   0.
   LOCATION   BLOCK52   VOLUME  119.4   184.6   0.
   LOCATION   BLOCK53   VOLUME  124.9   192.6   0.
   URBANSRC BLOCK1-BLOCK24
   URBANSRC BLOCK30-BLOCK53

** Volume Source        Rate   Height    Sy    Sz
** Parameters:          ------  -----   -----  -----
** FDR Northbound
   SRCPARAM   BLOCK1   0.0450   2.6     4.5   2.4
   SRCPARAM   BLOCK2   0.0450   2.6     4.5   2.4
   SRCPARAM   BLOCK3   0.0450   2.6     4.5   2.4
   SRCPARAM   BLOCK4   0.0450   2.6     4.5   2.4
   SRCPARAM   BLOCK5   0.0450   2.6     4.5   2.4
   SRCPARAM   BLOCK6   0.0450   2.6     4.5   2.4
   SRCPARAM   BLOCK7   0.0450   2.6     4.5   2.4
   SRCPARAM   BLOCK8   0.0450   2.6     4.5   2.4
   SRCPARAM   BLOCK9   0.0450   2.6     4.5   2.4
   SRCPARAM   BLOCK10  0.0450   2.6     4.5   2.4
   SRCPARAM   BLOCK11  0.0450   2.6     4.5   2.4
   SRCPARAM   BLOCK12  0.0450   2.6     4.5   2.4
   SRCPARAM   BLOCK13  0.0450   2.6     4.5   2.4
   SRCPARAM   BLOCK14  0.0450   2.6     4.5   2.4
   SRCPARAM   BLOCK15  0.0450   2.6     4.5   2.4
   SRCPARAM   BLOCK16  0.0450   2.6     4.5   2.4
   SRCPARAM   BLOCK17  0.0450   2.6     4.5   2.4
   SRCPARAM   BLOCK18  0.0450   2.6     4.5   2.4
   SRCPARAM   BLOCK19  0.0450   2.6     4.5   2.4
   SRCPARAM   BLOCK20  0.0450   2.6     4.5   2.4
   SRCPARAM   BLOCK21  0.0450   2.6     4.5   2.4
   SRCPARAM   BLOCK22  0.0450   2.6     4.5   2.4
   SRCPARAM   BLOCK23  0.0450   2.6     4.5   2.4
   SRCPARAM   BLOCK24  0.0450   2.6     4.5   2.4

** FDR Southbound with Service Road addition
   SRCPARAM   BLOCK30  0.0495   2.6     4.5   2.4
   SRCPARAM   BLOCK31  0.0495   2.6     4.5   2.4
   SRCPARAM   BLOCK32  0.0495   2.6     4.5   2.4
   SRCPARAM   BLOCK33  0.0495   2.6     4.5   2.4
   SRCPARAM   BLOCK34  0.0495   2.6     4.5   2.4
   SRCPARAM   BLOCK35  0.0495   2.6     4.5   2.4
   SRCPARAM   BLOCK36  0.0495   2.6     4.5   2.4
   SRCPARAM   BLOCK37  0.0495   2.6     4.5   2.4
   SRCPARAM   BLOCK38  0.0495   2.6     4.5   2.4
   SRCPARAM   BLOCK39  0.0495   2.6     4.5   2.4
   SRCPARAM   BLOCK40  0.0495   2.6     4.5   2.4
   SRCPARAM   BLOCK41  0.0495   2.6     4.5   2.4
   SRCPARAM   BLOCK42  0.0495   2.6     4.5   2.4
   SRCPARAM   BLOCK43  0.0495   2.6     4.5   2.4
   SRCPARAM   BLOCK44  0.0495   2.6     4.5   2.4
   SRCPARAM   BLOCK45  0.0495   2.6     4.5   2.4
   SRCPARAM   BLOCK46  0.0495   2.6     4.5   2.4
   SRCPARAM   BLOCK47  0.0495   2.6     4.5   2.4
   SRCPARAM   BLOCK48  0.0495   2.6     4.5   2.4
   SRCPARAM   BLOCK49  0.0495   2.6     4.5   2.4
   SRCPARAM   BLOCK50  0.0495   2.6     4.5   2.4
```

```
   SRCPARAM  BLOCK51  0.0495   2.6      4.5   2.4
   SRCPARAM  BLOCK52  0.0495   2.6      4.5   2.4
   SRCPARAM  BLOCK53  0.0495   2.6      4.5   2.4

   SRCGROUP  ALL
SO FINISHED

RE STARTING
   ELEVUNIT METERS
** Receptor     X              Y
** Location  ------    ------
   DISCCART     10.4      -7.1
   DISCCART     14.6      -1.1
   DISCCART     18.8       5.0
   DISCCART     23.0      11.2
   DISCCART     27.2      17.3
   DISCCART     31.4      23.5
   DISCCART     35.6      29.6
   DISCCART     39.8      35.7
   DISCCART     44.0      41.9
   DISCCART     48.2      48.0
   DISCCART     52.4      54.2
   DISCCART     56.6      60.3
   DISCCART     60.8      66.4
   DISCCART     65.0      72.6
   DISCCART     69.2      78.7
   DISCCART     73.4      84.9
   DISCCART     77.6      91.0
   DISCCART     81.8      97.2
   DISCCART     86.0     103.3
   DISCCART     90.2     109.4
   DISCCART     94.4     115.6
   DISCCART     98.6     121.7
   DISCCART    102.8     127.9
   DISCCART    107.0     134.0
   DISCCART    111.2     140.1
   DISCCART    115.4     146.3
   DISCCART    119.6     152.4
   DISCCART    123.8     158.6
   DISCCART    128.0     164.7
   DISCCART    132.2     170.8
   DISCCART    136.4     177.0
   DISCCART    140.6     183.1
   DISCCART    144.8     189.3
   DISCCART    149.0     195.4
   DISCCART    153.2     201.6
   DISCCART    157.4     207.7
   DISCCART    161.6     213.8
   DISCCART    165.8     220.0
   DISCCART    170.0     226.1
   DISCCART    174.2     232.3
   DISCCART    178.4     238.4
   DISCCART    182.6     244.5
   DISCCART    186.8     250.7
   DISCCART    191.0     256.8
   DISCCART    195.2     263.0
   DISCCART    199.4     269.1
   DISCCART    203.6     275.3
   DISCCART    207.8     281.4
```

```
   DISCCART   212.0    287.5
   DISCCART   216.2    293.7
   DISCCART   220.4    299.8
   DISCCART   224.6    306.0
   DISCCART   228.8    312.1
   DISCCART   233.0    318.2
   DISCCART   237.2    324.4
   DISCCART   241.4    330.5
   DISCCART     6.2    -13.4
   DISCCART     2.0    -19.5
   DISCCART    -2.2    -25.7
   DISCCART    -6.4    -31.8

RE FINISHED

ME STARTING
   SURFFILE  LGAOKX04.SFC
   PROFFILE  LGAOKX04.PFL
   SURFDATA  14732  2004  LA GUARDIA
   UAIRDATA  94703  2004  BROOKHAVEN
   PROFBASE  0.0
ME FINISHED

OU STARTING
   RECTABLE  ALLAVE  FIRST-SECOND
   MAXTABLE  ALLAVE  10
OU FINISHED


 *** Message Summary For AERMOD Model Setup ***

 --------- Summary of Total Messages --------

A Total of            0 Fatal Error Message(s)
A Total of           61 Warning Message(s)
A Total of            0 Informational Message(s)


   ******** FATAL ERROR MESSAGES ********
              *** NONE ***


   ********   WARNING MESSAGES   ********
CO W206      3 MODOPT:Regulatory DFAULT Overrides Non-DFAULT Option For  FLAT
RE W228    130 DISCAR:Default(s) Used for Missing Parameters on Keyword  DISCCART
RE W228    131 DISCAR:Default(s) Used for Missing Parameters on Keyword  DISCCART
RE W228    132 DISCAR:Default(s) Used for Missing Parameters on Keyword  DISCCART
RE W228    133 DISCAR:Default(s) Used for Missing Parameters on Keyword  DISCCART
RE W228    134 DISCAR:Default(s) Used for Missing Parameters on Keyword  DISCCART
RE W228    135 DISCAR:Default(s) Used for Missing Parameters on Keyword  DISCCART
RE W228    136 DISCAR:Default(s) Used for Missing Parameters on Keyword  DISCCART
RE W228    137 DISCAR:Default(s) Used for Missing Parameters on Keyword  DISCCART
RE W228    138 DISCAR:Default(s) Used for Missing Parameters on Keyword  DISCCART
RE W228    139 DISCAR:Default(s) Used for Missing Parameters on Keyword  DISCCART
RE W228    140 DISCAR:Default(s) Used for Missing Parameters on Keyword  DISCCART
RE W228    141 DISCAR:Default(s) Used for Missing Parameters on Keyword  DISCCART
RE W228    142 DISCAR:Default(s) Used for Missing Parameters on Keyword  DISCCART
RE W228    143 DISCAR:Default(s) Used for Missing Parameters on Keyword  DISCCART
RE W228    144 DISCAR:Default(s) Used for Missing Parameters on Keyword  DISCCART
```

```
RE W228   145 DISCAR:Default(s) Used for Missing Parameters on Keyword  DISCCART
RE W228   146 DISCAR:Default(s) Used for Missing Parameters on Keyword  DISCCART
RE W228   147 DISCAR:Default(s) Used for Missing Parameters on Keyword  DISCCART
RE W228   148 DISCAR:Default(s) Used for Missing Parameters on Keyword  DISCCART
RE W228   149 DISCAR:Default(s) Used for Missing Parameters on Keyword  DISCCART
RE W228   150 DISCAR:Default(s) Used for Missing Parameters on Keyword  DISCCART
RE W228   151 DISCAR:Default(s) Used for Missing Parameters on Keyword  DISCCART
RE W228   152 DISCAR:Default(s) Used for Missing Parameters on Keyword  DISCCART
RE W228   153 DISCAR:Default(s) Used for Missing Parameters on Keyword  DISCCART
RE W228   154 DISCAR:Default(s) Used for Missing Parameters on Keyword  DISCCART
RE W228   155 DISCAR:Default(s) Used for Missing Parameters on Keyword  DISCCART
RE W228   156 DISCAR:Default(s) Used for Missing Parameters on Keyword  DISCCART
RE W228   157 DISCAR:Default(s) Used for Missing Parameters on Keyword  DISCCART
RE W228   158 DISCAR:Default(s) Used for Missing Parameters on Keyword  DISCCART
RE W228   159 DISCAR:Default(s) Used for Missing Parameters on Keyword  DISCCART
RE W228   160 DISCAR:Default(s) Used for Missing Parameters on Keyword  DISCCART
RE W228   161 DISCAR:Default(s) Used for Missing Parameters on Keyword  DISCCART
RE W228   162 DISCAR:Default(s) Used for Missing Parameters on Keyword  DISCCART
RE W228   163 DISCAR:Default(s) Used for Missing Parameters on Keyword  DISCCART
RE W228   164 DISCAR:Default(s) Used for Missing Parameters on Keyword  DISCCART
RE W228   165 DISCAR:Default(s) Used for Missing Parameters on Keyword  DISCCART
RE W228   166 DISCAR:Default(s) Used for Missing Parameters on Keyword  DISCCART
RE W228   167 DISCAR:Default(s) Used for Missing Parameters on Keyword  DISCCART
RE W228   168 DISCAR:Default(s) Used for Missing Parameters on Keyword  DISCCART
RE W228   169 DISCAR:Default(s) Used for Missing Parameters on Keyword  DISCCART
RE W228   170 DISCAR:Default(s) Used for Missing Parameters on Keyword  DISCCART
RE W228   171 DISCAR:Default(s) Used for Missing Parameters on Keyword  DISCCART
RE W228   172 DISCAR:Default(s) Used for Missing Parameters on Keyword  DISCCART
RE W228   173 DISCAR:Default(s) Used for Missing Parameters on Keyword  DISCCART
RE W228   174 DISCAR:Default(s) Used for Missing Parameters on Keyword  DISCCART
RE W228   175 DISCAR:Default(s) Used for Missing Parameters on Keyword  DISCCART
RE W228   176 DISCAR:Default(s) Used for Missing Parameters on Keyword  DISCCART
RE W228   177 DISCAR:Default(s) Used for Missing Parameters on Keyword  DISCCART
RE W228   178 DISCAR:Default(s) Used for Missing Parameters on Keyword  DISCCART
RE W228   179 DISCAR:Default(s) Used for Missing Parameters on Keyword  DISCCART
RE W228   180 DISCAR:Default(s) Used for Missing Parameters on Keyword  DISCCART
RE W228   181 DISCAR:Default(s) Used for Missing Parameters on Keyword  DISCCART
RE W228   182 DISCAR:Default(s) Used for Missing Parameters on Keyword  DISCCART
RE W228   183 DISCAR:Default(s) Used for Missing Parameters on Keyword  DISCCART
RE W228   184 DISCAR:Default(s) Used for Missing Parameters on Keyword  DISCCART
RE W228   185 DISCAR:Default(s) Used for Missing Parameters on Keyword  DISCCART
RE W228   186 DISCAR:Default(s) Used for Missing Parameters on Keyword  DISCCART
RE W228   187 DISCAR:Default(s) Used for Missing Parameters on Keyword  DISCCART
RE W228   188 DISCAR:Default(s) Used for Missing Parameters on Keyword  DISCCART
RE W228   189 DISCAR:Default(s) Used for Missing Parameters on Keyword  DISCCART

***********************************
*** SETUP Finishes Successfully ***
***********************************
```

**MODELOPTs:
CONC DFAULT ELEV FLGPOL

*** MODEL SETUP OPTIONS SUMMARY ***

**Model Is Setup For Calculation of Average CONCentration Values.

-- DEPOSITION LOGIC --
**Model Uses NO DRY DEPLETION. DDPLETE = F
**Model Uses NO WET DEPLETION. WDPLETE = F
**NO GAS DRY DEPOSITION Data Provided.

**Model Uses URBAN Dispersion Algorithm for the SBL for 48 Source(s).
The Urban Population = 1500000.0 ; Urban Roughness Length = 1.000 m

**Model Uses Regulatory DEFAULT Options:
1. Stack-tip Downwash.
2. Model Accounts for ELEVated Terrain Effects.
3. Use Calms Processing Routine.
4. Use Missing Data Processing Routine.
5. "Upper Bound" Values for Supersquat Buildings.
6. No Exponential Decay for URBAN/Non-SO2

**Model Accepts FLAGPOLE Receptor Heights.

**Model Calculates 2 Short Term Average(s) of: 1-HR 8-HR

**This Run Includes: 48 Source(s); 1 Source Group(s); and 60 Receptor(s)

**The Model Assumes A Pollutant Type of: CO

**Model Set To Continue RUNning After the Setup Testing.

**Output Options Selected:
Model Outputs Tables of Highest Short Term Values by Receptor (RECTABLE Keyword)
Model Outputs Tables of Overall Maximum Short Term Values (MAXTABLE Keyword)

**NOTE: The Following Flags May Appear Following CONC Values: c for Calm Hours
m for Missing Hours
b for Both Calm and Missing Hours

**Misc. Inputs: Base Elev. for Pot. Temp. Profile (m MSL) = 0.00 ; Decay Coef. = 0.000 ; Rot. Angle = 0.0
Emission Units = GRAMS/SEC ; Emission Rate Unit Factor = 0.10000E+07
Output Units = MICROGRAMS/M**3

**Approximate Storage Requirements of Model = 1.3 MB of RAM.

**Detailed Error/Message File: ERRORS.OUT

**MODELOPTs:
CONC DFAULT ELEV FLGPOL

*** VOLUME SOURCE DATA ***

SOURCE ID	NUMBER PART. CATS.	EMISSION RATE (GRAMS/SEC)	X (METERS)	Y (METERS)	BASE ELEV. (METERS)	RELEASE HEIGHT (METERS)	INIT. SY (METERS)	INIT. SZ (METERS)	URBAN SOURCE	EMISSION RATE SCALAR VARY BY
BLOCK1	0	0.45000E-01	7.3	0.7	0.0	2.60	4.50	2.40	YES	
BLOCK2	0	0.45000E-01	12.8	8.8	0.0	2.60	4.50	2.40	YES	
BLOCK3	0	0.45000E-01	18.3	16.9	0.0	2.60	4.50	2.40	YES	
BLOCK4	0	0.45000E-01	23.9	24.9	0.0	2.60	4.50	2.40	YES	
BLOCK5	0	0.45000E-01	29.4	33.0	0.0	2.60	4.50	2.40	YES	
BLOCK6	0	0.45000E-01	34.9	41.0	0.0	2.60	4.50	2.40	YES	
BLOCK7	0	0.45000E-01	40.4	49.1	0.0	2.60	4.50	2.40	YES	
BLOCK8	0	0.45000E-01	45.9	57.1	0.0	2.60	4.50	2.40	YES	
BLOCK9	0	0.45000E-01	51.4	65.2	0.0	2.60	4.50	2.40	YES	
BLOCK10	0	0.45000E-01	56.9	73.3	0.0	2.60	4.50	2.40	YES	
BLOCK11	0	0.45000E-01	62.4	81.3	0.0	2.60	4.50	2.40	YES	
BLOCK12	0	0.45000E-01	67.9	89.4	0.0	2.60	4.50	2.40	YES	
BLOCK13	0	0.45000E-01	73.5	97.4	0.0	2.60	4.50	2.40	YES	
BLOCK14	0	0.45000E-01	79.0	105.5	0.0	2.60	4.50	2.40	YES	
BLOCK15	0	0.45000E-01	84.5	113.5	0.0	2.60	4.50	2.40	YES	
BLOCK16	0	0.45000E-01	90.0	121.6	0.0	2.60	4.50	2.40	YES	
BLOCK17	0	0.45000E-01	95.5	129.6	0.0	2.60	4.50	2.40	YES	
BLOCK18	0	0.45000E-01	101.0	137.7	0.0	2.60	4.50	2.40	YES	
BLOCK19	0	0.45000E-01	106.5	145.8	0.0	2.60	4.50	2.40	YES	
BLOCK20	0	0.45000E-01	112.0	153.8	0.0	2.60	4.50	2.40	YES	
BLOCK21	0	0.45000E-01	117.5	161.9	0.0	2.60	4.50	2.40	YES	
BLOCK22	0	0.45000E-01	123.0	169.9	0.0	2.60	4.50	2.40	YES	
BLOCK23	0	0.45000E-01	128.6	178.0	0.0	2.60	4.50	2.40	YES	
BLOCK24	0	0.45000E-01	134.1	186.0	0.0	2.60	4.50	2.40	YES	
BLOCK30	0	0.49500E-01	-1.8	7.3	0.0	2.60	4.50	2.40	YES	
BLOCK31	0	0.49500E-01	3.7	15.4	0.0	2.60	4.50	2.40	YES	
BLOCK32	0	0.49500E-01	9.2	23.4	0.0	2.60	4.50	2.40	YES	
BLOCK33	0	0.49500E-01	14.7	31.5	0.0	2.60	4.50	2.40	YES	
BLOCK34	0	0.49500E-01	20.2	39.5	0.0	2.60	4.50	2.40	YES	
BLOCK35	0	0.49500E-01	25.7	47.6	0.0	2.60	4.50	2.40	YES	
BLOCK36	0	0.49500E-01	31.2	55.6	0.0	2.60	4.50	2.40	YES	
BLOCK37	0	0.49500E-01	36.8	63.7	0.0	2.60	4.50	2.40	YES	
BLOCK38	0	0.49500E-01	42.3	71.8	0.0	2.60	4.50	2.40	YES	
BLOCK39	0	0.49500E-01	47.8	79.8	0.0	2.60	4.50	2.40	YES	
BLOCK40	0	0.49500E-01	53.3	87.9	0.0	2.60	4.50	2.40	YES	
BLOCK41	0	0.49500E-01	58.8	95.9	0.0	2.60	4.50	2.40	YES	
BLOCK42	0	0.49500E-01	64.3	104.0	0.0	2.60	4.50	2.40	YES	
BLOCK43	0	0.49500E-01	69.8	112.0	0.0	2.60	4.50	2.40	YES	
BLOCK44	0	0.49500E-01	75.3	120.1	0.0	2.60	4.50	2.40	YES	
BLOCK45	0	0.49500E-01	80.8	128.2	0.0	2.60	4.50	2.40	YES	

**MODELOPTs:
CONC DFAULT ELEV FLGPOL

*** VOLUME SOURCE DATA ***

SOURCE ID	NUMBER PART. CATS.	EMISSION RATE (GRAMS/SEC)	X (METERS)	Y (METERS)	BASE ELEV. (METERS)	RELEASE HEIGHT (METERS)	INIT. SY (METERS)	INIT. SZ (METERS)	URBAN SOURCE	EMISSION RATE SCALAR VARY BY
BLOCK46	0	0.49500E-01	86.4	136.2	0.0	2.60	4.50	2.40	YES	
BLOCK47	0	0.49500E-01	91.9	144.3	0.0	2.60	4.50	2.40	YES	
BLOCK48	0	0.49500E-01	97.4	152.3	0.0	2.60	4.50	2.40	YES	
BLOCK49	0	0.49500E-01	102.9	160.4	0.0	2.60	4.50	2.40	YES	
BLOCK50	0	0.49500E-01	108.4	168.4	0.0	2.60	4.50	2.40	YES	
BLOCK51	0	0.49500E-01	113.9	176.5	0.0	2.60	4.50	2.40	YES	
BLOCK52	0	0.49500E-01	119.4	184.6	0.0	2.60	4.50	2.40	YES	
BLOCK53	0	0.49500E-01	124.9	192.6	0.0	2.60	4.50	2.40	YES	

**MODELOPTs:
CONC DFAULT ELEV FLGPOL

*** SOURCE IDs DEFINING SOURCE GROUPS ***

GROUP ID	SOURCE IDs
ALL	BLOCK1 , BLOCK2 , BLOCK3 , BLOCK4 , BLOCK5 , BLOCK6 , BLOCK7 , BLOCK8 , BLOCK9 , BLOCK10 , BLOCK11 , BLOCK12 , BLOCK13 , BLOCK14 , BLOCK15 , BLOCK16 , BLOCK17 , BLOCK18 , BLOCK19 , BLOCK20 , BLOCK21 , BLOCK22 , BLOCK23 , BLOCK24 , BLOCK30 , BLOCK31 , BLOCK32 , BLOCK33 , BLOCK34 , BLOCK35 , BLOCK36 , BLOCK37 , BLOCK38 , BLOCK39 , BLOCK40 , BLOCK41 , BLOCK42 , BLOCK43 , BLOCK44 , BLOCK45 , BLOCK46 , BLOCK47 , BLOCK48 , BLOCK49 , BLOCK50 , BLOCK51 , BLOCK52 , BLOCK53 ,

**MODELOPTs:
CONC DFAULT ELEV FLGPOL

*** DISCRETE CARTESIAN RECEPTORS ***
(X-COORD, Y-COORD, ZELEV, ZHILL, ZFLAG)
(METERS)

(10.4,	-7.1,	0.0,	0.0,	1.8);	(14.6,	-1.1,	0.0,	0.0,	1.8);
(18.8,	5.0,	0.0,	0.0,	1.8);	(23.0,	11.2,	0.0,	0.0,	1.8);
(27.2,	17.3,	0.0,	0.0,	1.8);	(31.4,	23.5,	0.0,	0.0,	1.8);
(35.6,	29.6,	0.0,	0.0,	1.8);	(39.8,	35.7,	0.0,	0.0,	1.8);
(44.0,	41.9,	0.0,	0.0,	1.8);	(48.2,	48.0,	0.0,	0.0,	1.8);
(52.4,	54.2,	0.0,	0.0,	1.8);	(56.6,	60.3,	0.0,	0.0,	1.8);
(60.8,	66.4,	0.0,	0.0,	1.8);	(65.0,	72.6,	0.0,	0.0,	1.8);
(69.2,	78.7,	0.0,	0.0,	1.8);	(73.4,	84.9,	0.0,	0.0,	1.8);
(77.6,	91.0,	0.0,	0.0,	1.8);	(81.8,	97.2,	0.0,	0.0,	1.8);
(86.0,	103.3,	0.0,	0.0,	1.8);	(90.2,	109.4,	0.0,	0.0,	1.8);
(94.4,	115.6,	0.0,	0.0,	1.8);	(98.6,	121.7,	0.0,	0.0,	1.8);
(102.8,	127.9,	0.0,	0.0,	1.8);	(107.0,	134.0,	0.0,	0.0,	1.8);
(111.2,	140.1,	0.0,	0.0,	1.8);	(115.4,	146.3,	0.0,	0.0,	1.8);
(119.6,	152.4,	0.0,	0.0,	1.8);	(123.8,	158.6,	0.0,	0.0,	1.8);
(128.0,	164.7,	0.0,	0.0,	1.8);	(132.2,	170.8,	0.0,	0.0,	1.8);
(136.4,	177.0,	0.0,	0.0,	1.8);	(140.6,	183.1,	0.0,	0.0,	1.8);
(144.8,	189.3,	0.0,	0.0,	1.8);	(149.0,	195.4,	0.0,	0.0,	1.8);
(153.2,	201.6,	0.0,	0.0,	1.8);	(157.4,	207.7,	0.0,	0.0,	1.8);
(161.6,	213.8,	0.0,	0.0,	1.8);	(165.8,	220.0,	0.0,	0.0,	1.8);
(170.0,	226.1,	0.0,	0.0,	1.8);	(174.2,	232.3,	0.0,	0.0,	1.8);
(178.4,	238.4,	0.0,	0.0,	1.8);	(182.6,	244.5,	0.0,	0.0,	1.8);
(186.8,	250.7,	0.0,	0.0,	1.8);	(191.0,	256.8,	0.0,	0.0,	1.8);
(195.2,	263.0,	0.0,	0.0,	1.8);	(199.4,	269.1,	0.0,	0.0,	1.8);
(203.6,	275.3,	0.0,	0.0,	1.8);	(207.8,	281.4,	0.0,	0.0,	1.8);
(212.0,	287.5,	0.0,	0.0,	1.8);	(216.2,	293.7,	0.0,	0.0,	1.8);
(220.4,	299.8,	0.0,	0.0,	1.8);	(224.6,	306.0,	0.0,	0.0,	1.8);
(228.8,	312.1,	0.0,	0.0,	1.8);	(233.0,	318.2,	0.0,	0.0,	1.8);
(237.2,	324.4,	0.0,	0.0,	1.8);	(241.4,	330.5,	0.0,	0.0,	1.8);
(6.2,	-13.4,	0.0,	0.0,	1.8);	(2.0,	-19.5,	0.0,	0.0,	1.8);
(-2.2,	-25.7,	0.0,	0.0,	1.8);	(-6.4,	-31.8,	0.0,	0.0,	1.8);

**MODELOPTs:
CONC DFAULT ELEV FLGPOL

* SOURCE-RECEPTOR COMBINATIONS FOR WHICH CALCULATIONS MAY NOT BE PERFORMED *
LESS THAN 1.0 METER OR WITHIN OPEN PIT SOURCE

SOURCE ID	- - RECEPTOR LOCATION - - XR (METERS)	YR (METERS)	DISTANCE (METERS)
BLOCK1	10.4	-7.1	-1.28
BLOCK1	14.6	-1.1	-2.16
BLOCK2	14.6	-1.1	0.39
BLOCK2	18.8	5.0	-2.57
BLOCK2	23.0	11.2	0.80
BLOCK3	23.0	11.2	-2.29
BLOCK3	27.2	17.3	-0.77
BLOCK4	27.2	17.3	-1.39
BLOCK4	31.4	23.5	-2.05
BLOCK5	31.4	23.5	0.03
BLOCK5	35.6	29.6	-2.60
BLOCK6	39.8	35.7	-2.46
BLOCK6	44.0	41.9	-0.53
BLOCK7	44.0	41.9	-1.63
BLOCK7	48.2	48.0	-1.80
BLOCK8	48.2	48.0	-0.29
BLOCK8	52.4	54.2	-2.56
BLOCK9	56.6	60.3	-2.53
BLOCK9	60.8	66.4	-0.20
BLOCK10	60.8	66.4	-1.75
BLOCK10	65.0	72.6	-1.54
BLOCK11	65.0	72.6	-0.59
BLOCK11	69.2	78.7	-2.39
BLOCK12	73.4	84.9	-2.57
BLOCK12	77.6	91.0	0.16
BLOCK13	77.6	91.0	-2.07
BLOCK13	81.8	97.2	-1.37
BLOCK14	81.8	97.2	-0.92
BLOCK14	86.0	103.3	-2.34
BLOCK15	86.0	103.3	0.63
BLOCK15	90.2	109.4	-2.65
BLOCK15	94.4	115.6	0.45
BLOCK16	94.4	115.6	-2.23
BLOCK16	98.6	121.7	-1.07
BLOCK17	98.6	121.7	-1.19
BLOCK17	102.8	127.9	-2.18
BLOCK18	102.8	127.9	0.29
BLOCK18	107.0	134.0	-2.63
BLOCK18	111.2	140.1	0.80
BLOCK19	111.2	140.1	-2.29

**MODELOPTs:
CONC DFAULT ELEV FLGPOL

* SOURCE-RECEPTOR COMBINATIONS FOR WHICH CALCULATIONS MAY NOT BE PERFORMED *
LESS THAN 1.0 METER OR WITHIN OPEN PIT SOURCE

SOURCE ID	- - RECEPTOR LOCATION - - XR (METERS)	YR (METERS)	DISTANCE (METERS)
BLOCK19	115.4	146.3	-0.76
BLOCK20	115.4	146.3	-1.44
BLOCK20	119.6	152.4	-1.95
BLOCK21	119.6	152.4	0.05
BLOCK21	123.8	158.6	-2.56
BLOCK22	128.0	164.7	-2.46
BLOCK22	132.2	170.8	-0.43
BLOCK23	132.2	170.8	-1.63
BLOCK23	136.4	177.0	-1.81
BLOCK24	136.4	177.0	-0.39
BLOCK24	140.6	183.1	-2.56

```
 *** AERMOD - VERSION 04300 ***    ***  HSS FDR 68-71St Platform AQ-Existing Condition                    ***        04/25/07
                                   ***                                                                    ***        12:25:00
**MODELOPTs:                                                                                                         PAGE   8
CONC                         DFAULT ELEV   FLGPOL

                                         *** METEOROLOGICAL DAYS SELECTED FOR PROCESSING ***
                                                            (1=YES; 0=NO)

           1 1 1 1 1 1 1 1 1 1  1 1 1 1 1 1 1 1 1 1  1 1 1 1 1 1 1 1 1 1  1 1 1 1 1 1 1 1 1 1  1 1 1 1 1 1 1 1 1 1
           1 1 1 1 1 1 1 1 1 1  1 1 1 1 1 1 1 1 1 1  1 1 1 1 1 1 1 1 1 1  1 1 1 1 1 1 1 1 1 1  1 1 1 1 1 1 1 1 1 1
           1 1 1 1 1 1 1 1 1 1  1 1 1 1 1 1 1 1 1 1  1 1 1 1 1 1 1 1 1 1  1 1 1 1 1 1 1 1 1 1  1 1 1 1 1 1 1 1 1 1
           1 1 1 1 1 1 1 1 1 1  1 1 1 1 1 1 1 1 1 1  1 1 1 1 1 1 1 1 1 1  1 1 1 1 1 1 1 1 1 1  1 1 1 1 1 1 1 1 1 1
           1 1 1 1 1 1 1 1 1 1  1 1 1 1 1 1 1 1 1 1  1 1 1 1 1 1 1 1 1 1  1 1 1 1 1 1 1 1 1 1  1 1 1 1 1 1 1 1 1 1
           1 1 1 1 1 1 1 1 1 1  1 1 1 1 1 1 1 1 1 1  1 1 1 1 1 1 1 1 1 1  1 1 1 1 1 1 1 1 1 1  1 1 1 1 1 1 1 1 1 1
           1 1 1 1 1 1 1 1 1 1  1 1 1 1 1 1 1 1 1 1  1 1 1 1 1 1 1 1 1 1  1 1 1 1 1 1 1 1 1 1  1 1 1 1 1 1 1 1 1 1
           1 1 1 1 1 1 1 1 1 1  1 1 1 1 1 1

                METEOROLOGICAL DATA PROCESSED BETWEEN START DATE:     0   0  0  0
                                                    AND END DATE: 9999  99 99 24

             NOTE:  METEOROLOGICAL DATA ACTUALLY PROCESSED WILL ALSO DEPEND ON WHAT IS INCLUDED IN THE DATA FILE.


                                   *** UPPER BOUND OF FIRST THROUGH FIFTH WIND SPEED CATEGORIES ***
                                                             (METERS/SEC)

                                            1.54,   3.09,   5.14,   8.23,  10.80,
```

**MODELOPTs:
CONC DFAULT ELEV FLGPOL

*** UP TO THE FIRST 24 HOURS OF METEOROLOGICAL DATA ***

Surface file: LGAOKX04.SFC
Profile file: LGAOKX04.PFL
Surface format: (3(I2,1X),I3,1X,I2,1X,F6.1,1X,3(F6.3,1X),2(F5.0,1X),F8.1,1X,F6.3,1X,2(F6.2,1X),F7.2,1X,F5.0,3(1X,F6.1))
Profile format: (4(I2,1X),F6.1,1X,I1,1X,F5.0,1X,F7.2,1X,F7.2,1X,F6.1,1X,F7.2)
Surface station no.: 14732 Upper air station no.: 94703
Name: LA Name: BROOKHAVEN
Year: 2004 Year: 2004

First 24 hours of scalar data

YR	MO	DY	JDY	HR	H0	U*	W*	DT/DZ	ZICNV	ZIMCH	M-O LEN	Z0	BOWEN	ALBEDO	REF WS	WD	HT	REF TA	HT
04	01	01	0	01	-64.0	0.906	-9.000	-9.000	-999.	1984.	1054.4	1.00	1.50	1.00	5.10	261.	9.1	280.4	2.0
04	01	01	1	02	-64.0	0.906	-9.000	-9.000	-999.	1984.	1056.3	1.00	1.50	1.00	5.10	278.	9.1	280.4	2.0
04	01	01	1	03	-64.0	0.714	-9.000	-9.000	-999.	1433.	518.0	1.00	1.50	1.00	4.10	284.	9.1	280.4	2.0
04	01	01	1	04	-46.9	0.407	-9.000	-9.000	-999.	705.	131.0	1.00	1.50	1.00	2.60	303.	9.1	279.2	2.0
04	01	01	1	05	-64.0	0.811	-9.000	-9.000	-999.	1680.	760.0	1.00	1.50	1.00	4.60	313.	9.1	279.2	2.0
04	01	01	1	06	-64.0	1.111	-9.000	-9.000	-999.	2686.	1956.4	1.00	1.50	1.00	6.20	302.	9.1	278.1	2.0
04	01	01	1	07	-64.0	1.387	-9.000	-9.000	-999.	3732.	3804.0	1.00	1.50	1.00	7.70	325.	9.1	278.1	2.0
04	01	01	1	08	-64.0	1.019	-9.000	-9.000	-999.	2556.	1509.8	1.00	1.50	0.84	5.70	323.	9.1	277.0	2.0
04	01	01	1	09	-38.1	1.390	-9.000	-9.000	-999.	3746.	6459.1	1.00	1.50	0.55	7.70	297.	9.1	277.0	2.0
04	01	01	1	10	32.5	0.840	0.540	0.013	178.	2165.	-1674.6	1.00	1.50	0.44	4.60	301.	9.1	277.0	2.0
04	01	01	1	11	62.7	1.041	1.064	0.008	703.	2436.	-1650.6	1.00	1.50	0.41	5.70	314.	9.1	278.1	2.0
04	01	01	1	12	71.1	1.132	1.338	0.005	1236.	2757.	-1866.5	1.00	1.50	0.39	6.20	296.	9.1	279.2	2.0
04	01	01	1	13	77.1	1.043	1.396	0.007	1290.	2472.	-1346.2	1.00	1.50	0.39	5.70	313.	9.1	279.2	2.0
04	01	01	1	14	28.6	0.840	1.008	0.015	1310.	1830.	-1894.0	1.00	1.50	0.41	4.60	339.	9.1	279.2	2.0
04	01	01	1	15	14.2	1.035	0.800	0.008	1321.	2410.	-7149.2	1.00	1.50	0.45	5.70	302.	9.1	280.4	2.0
04	01	01	1	16	-13.2	0.920	-9.000	-9.000	-999.	2055.	5417.5	1.00	1.50	0.56	5.10	294.	9.1	280.4	2.0
04	01	01	1	17	-36.5	0.533	-9.000	-9.000	-999.	1074.	378.9	1.00	1.50	0.86	3.10	311.	9.1	280.4	2.0
04	01	01	1	18	-43.0	0.627	-9.000	-9.000	-999.	1142.	525.5	1.00	1.50	1.00	3.60	307.	9.1	280.4	2.0
04	01	01	1	19	-41.5	0.528	-9.000	-9.000	-999.	892.	324.3	1.00	1.50	1.00	3.10	344.	9.1	279.2	2.0
04	01	01	1	20	-36.7	0.532	-9.000	-9.000	-999.	893.	376.8	1.00	1.50	1.00	3.10	337.	9.1	279.2	2.0
04	01	01	1	21	-36.7	0.532	-9.000	-9.000	-999.	894.	376.8	1.00	1.50	1.00	3.10	310.	9.1	279.2	2.0
04	01	01	1	22	-23.1	0.334	-9.000	-9.000	-999.	474.	147.5	1.00	1.50	1.00	2.10	22.	9.1	278.1	2.0
04	01	01	1	23	-13.1	0.190	-9.000	-9.000	-999.	206.	47.6	1.00	1.50	1.00	1.50	330.	9.1	278.1	2.0
04	01	01	1	24	-999.0	-9.000	-9.000	-9.000	-999.	-999.	-99999.0	1.00	1.50	1.00	0.00	0.	9.1	277.0	2.0

First hour of profile data

YR	MO	DY	HR	HEIGHT	F	WDIR	WSPD	AMB_TMP	sigmaA	sigmaW	sigmaV
04	01	01	01	9.1	1	261.	5.10	280.4	99.0	-99.00	-99.00

F indicates top of profile (=1) or below (=0)

**MODELOPTs:
CONC DFAULT ELEV FLGPOL

*** THE 1ST HIGHEST 1-HR AVERAGE CONCENTRATION VALUES FOR SOURCE GROUP: ALL ***
INCLUDING SOURCE(S): BLOCK1 , BLOCK2 , BLOCK3 , BLOCK4 , BLOCK5 , BLOCK6 , BLOCK7 ,
BLOCK8 , BLOCK9 , BLOCK10 , BLOCK11 , BLOCK12 , BLOCK13 , BLOCK14 , BLOCK15 , BLOCK16 , BLOCK17 , BLOCK18 , BLOCK19 ,
BLOCK20 , BLOCK21 , BLOCK22 , BLOCK23 , BLOCK24 , BLOCK30 , BLOCK31 , BLOCK32 , BLOCK33 , BLOCK34 , BLOCK35 , . . . ,

*** DISCRETE CARTESIAN RECEPTOR POINTS ***

** CONC OF CO IN MICROGRAMS/M**3 **

X-COORD (M)	Y-COORD (M)	CONC	(YYMMDDHH)	X-COORD (M)	Y-COORD (M)	CONC	(YYMMDDHH)
10.40	-7.10	1049.33545	(04100524)	14.60	-1.10	1038.05029	(04100524)
18.80	5.00	1295.33655	(04100524)	23.00	11.20	1228.47205	(04100524)
27.20	17.30	1239.26746	(04100524)	31.40	23.50	1242.41919	(04100524)
35.60	29.60	1439.78040	(04100524)	39.80	35.70	1418.90491	(04100524)
44.00	41.90	1311.55359	(04100524)	48.20	48.00	1290.21887	(04100524)
52.40	54.20	1477.57629	(04100524)	56.60	60.30	1442.69958	(04100524)
60.80	66.40	1323.34497	(04100524)	65.00	72.60	1294.13196	(04100524)
69.20	78.70	1472.87634	(04100524)	73.40	84.90	1460.70056	(04091302)
77.60	91.00	1306.12231	(04100524)	81.80	97.20	1324.46375	(04080924)
86.00	103.30	1368.08191	(04091302)	90.20	109.40	1494.29114	(04091302)
94.40	115.60	1326.41370	(04080924)	98.60	121.70	1343.92139	(04080924)
102.80	127.90	1377.80884	(04080924)	107.00	134.00	1496.60132	(04080924)
111.20	140.10	1321.24988	(04080924)	115.40	146.30	1329.11145	(04091302)
119.60	152.40	1344.42932	(04080924)	123.80	158.60	1448.08899	(04080924)
128.00	164.70	1446.25342	(04080924)	132.20	170.80	1225.25500	(04080924)
136.40	177.00	1181.97852	(04080924)	140.60	183.10	1203.14880	(04080924)
144.80	189.30	1222.34888	(04080924)	149.00	195.40	1026.96045	(04080924)
153.20	201.60	867.60193	(04080924)	157.40	207.70	742.39355	(04080924)
161.60	213.80	643.59888	(04080924)	165.80	220.00	564.03601	(04080924)
170.00	226.10	500.47031	(04080924)	174.20	232.30	447.64014	(04080924)
178.40	238.40	404.22739	(04080924)	182.60	244.50	369.81638	(04100722)
186.80	250.70	342.21371	(04100722)	191.00	256.80	318.34140	(04100722)
195.20	263.00	297.23965	(04100722)	199.40	269.10	278.69330	(04100722)
203.60	275.30	262.05530	(04100722)	207.80	281.40	247.24437	(04100722)
212.00	287.50	233.89053	(04100722)	216.20	293.70	221.70790	(04100722)
220.40	299.80	210.70239	(04100722)	224.60	306.00	200.57433	(04100722)
228.80	312.10	191.35432	(04100722)	233.00	318.20	182.86819	(04100722)
237.20	324.40	174.97690	(04100722)	241.40	330.50	167.72577	(04100722)
6.20	-13.40	1047.86023	(04081705)	2.00	-19.50	872.73071	(04081705)
-2.20	-25.70	734.16400	(04081705)	-6.40	-31.80	630.11841	(04061201)

**MODELOPTs:
CONC DFAULT ELEV FLGPOL

*** THE 2ND HIGHEST 1-HR AVERAGE CONCENTRATION VALUES FOR SOURCE GROUP: ALL ***
INCLUDING SOURCE(S): BLOCK1 , BLOCK2 , BLOCK3 , BLOCK4 , BLOCK5 , BLOCK6 , BLOCK7 ,
BLOCK8 , BLOCK9 , BLOCK10 , BLOCK11 , BLOCK12 , BLOCK13 , BLOCK14 , BLOCK15 , BLOCK16 , BLOCK17 , BLOCK18 , BLOCK19 ,
BLOCK20 , BLOCK21 , BLOCK22 , BLOCK23 , BLOCK24 , BLOCK30 , BLOCK31 , BLOCK32 , BLOCK33 , BLOCK34 , BLOCK35 , . . . ,

*** DISCRETE CARTESIAN RECEPTOR POINTS ***

** CONC OF CO IN MICROGRAMS/M**3 **

X-COORD (M)	Y-COORD (M)	CONC	(YYMMDDHH)	X-COORD (M)	Y-COORD (M)	CONC	(YYMMDDHH)
10.40	-7.10	1037.35132	(04081705)	14.60	-1.10	1034.61829	(04081705)
18.80	5.00	1284.08948	(04081705)	23.00	11.20	1222.35266	(04081705)
27.20	17.30	1221.47681	(04081705)	31.40	23.50	1232.13843	(04081705)
35.60	29.60	1420.92896	(04081705)	39.80	35.70	1404.62976	(04081705)
44.00	41.90	1287.86536	(04081705)	48.20	48.00	1272.01770	(04081705)
52.40	54.20	1450.16943	(04081705)	56.60	60.30	1419.75342	(04081705)
60.80	66.40	1292.14062	(04081705)	65.00	72.60	1272.80750	(04091302)
69.20	78.70	1424.70605	(04111705)	73.40	84.90	1456.81360	(04080924)
77.60	91.00	1296.40466	(04091302)	81.80	97.20	1324.09753	(04091302)
86.00	103.30	1367.69971	(04080924)	90.20	109.40	1493.19153	(04080924)
94.40	115.60	1325.22180	(04091302)	98.60	121.70	1340.82910	(04091302)
102.80	127.90	1375.40857	(04091302)	107.00	134.00	1495.00110	(04091302)
111.20	140.10	1317.75757	(04091302)	115.40	146.30	1325.86951	(04080924)
119.60	152.40	1339.81702	(04091302)	123.80	158.60	1444.17249	(04091302)
128.00	164.70	1443.27991	(04091302)	132.20	170.80	1219.83301	(04091302)
136.40	177.00	1175.28833	(04091302)	140.60	183.10	1197.45789	(04091302)
144.80	189.30	1217.42676	(04091302)	149.00	195.40	1017.50330	(04091302)
153.20	201.60	854.43689	(04091302)	157.40	207.70	727.06409	(04091302)
161.60	213.80	627.07153	(04091302)	165.80	220.00	548.11743	(04061123)
170.00	226.10	487.07416	(04061123)	174.20	232.30	438.95404	(04100722)
178.40	238.40	401.63693	(04100722)	182.60	244.50	367.57974	(04080924)
186.80	250.70	335.84204	(04080924)	191.00	256.80	308.88049	(04080924)
195.20	263.00	285.04904	(04080924)	199.40	269.10	264.84778	(04072203)
203.60	275.30	248.45685	(04072203)	207.80	281.40	233.95808	(04072203)
212.00	287.50	220.92249	(04072203)	216.20	293.70	209.02353	(04072203)
220.40	299.80	198.33598	(04072203)	224.60	306.00	188.48988	(04072203)
228.80	312.10	179.57576	(04072203)	233.00	318.20	171.38647	(04072203)
237.20	324.40	163.75826	(04072203)	241.40	330.50	156.78589	(04072203)
6.20	-13.40	1046.88733	(04100524)	2.00	-19.50	853.14722	(04100524)
-2.20	-25.70	727.07367	(04061201)	-6.40	-31.80	629.02850	(04081705)

**MODELOPTs:
CONC DFAULT ELEV FLGPOL

*** THE 1ST HIGHEST 8-HR AVERAGE CONCENTRATION VALUES FOR SOURCE GROUP: ALL ***
INCLUDING SOURCE(S): BLOCK1 , BLOCK2 , BLOCK3 , BLOCK4 , BLOCK5 , BLOCK6 , BLOCK7 ,
BLOCK8 , BLOCK9 , BLOCK10 , BLOCK11 , BLOCK12 , BLOCK13 , BLOCK14 , BLOCK15 , BLOCK16 , BLOCK17 , BLOCK18 , BLOCK19 ,
BLOCK20 , BLOCK21 , BLOCK22 , BLOCK23 , BLOCK24 , BLOCK30 , BLOCK31 , BLOCK32 , BLOCK33 , BLOCK34 , BLOCK35 , . . . ,

*** DISCRETE CARTESIAN RECEPTOR POINTS ***

** CONC OF CO IN MICROGRAMS/M**3 **

X-COORD (M)	Y-COORD (M)	CONC	(YYMMDDHH)	X-COORD (M)	Y-COORD (M)	CONC	(YYMMDDHH)
10.40	-7.10	566.01208c	(04111708)	14.60	-1.10	568.04022c	(04111708)
18.80	5.00	726.81818c	(04111708)	23.00	11.20	697.56342c	(04111708)
27.20	17.30	707.46033c	(04111708)	31.40	23.50	716.03748c	(04111708)
35.60	29.60	832.66443c	(04111708)	39.80	35.70	835.66217c	(04111708)
44.00	41.90	762.98792c	(04111708)	48.20	48.00	754.80609c	(04111708)
52.40	54.20	865.02985c	(04111708)	56.60	60.30	858.06873c	(04100708)
60.80	66.40	778.27216c	(04111708)	65.00	72.60	784.60352c	(04100708)
69.20	78.70	873.45404c	(04100708)	73.40	84.90	882.18011c	(04100708)
77.60	91.00	790.43988c	(04100708)	81.80	97.20	798.90533c	(04100708)
86.00	103.30	811.83368c	(04100708)	90.20	109.40	886.40692c	(04100708)
94.40	115.60	793.63092c	(04100708)	98.60	121.70	795.31757c	(04100708)
102.80	127.90	803.04962c	(04100708)	107.00	134.00	873.36700c	(04100708)
111.20	140.10	776.06287c	(04100708)	115.40	146.30	770.02484c	(04100708)
119.60	152.40	766.02942c	(04100708)	123.80	158.60	824.70551c	(04100708)
128.00	164.70	810.42224c	(04100708)	132.20	170.80	673.39471c	(04100708)
136.40	177.00	619.10162c	(04100708)	140.60	183.10	606.98346c	(04100708)
144.80	189.30	590.61053c	(04100708)	149.00	195.40	463.19858c	(04100708)
153.20	201.60	369.11221c	(04100708)	157.40	207.70	302.78888c	(04091124)
161.60	213.80	263.04996c	(04091124)	165.80	220.00	231.67712c	(04091124)
170.00	226.10	206.48901c	(04091124)	174.20	232.30	185.77959c	(04091124)
178.40	238.40	168.59354c	(04091124)	182.60	244.50	154.07889c	(04091124)
186.80	250.70	141.63219c	(04091124)	191.00	256.80	130.91364c	(04091124)
195.20	263.00	121.53544c	(04091124)	199.40	269.10	113.31284c	(04091124)
203.60	275.30	106.00562c	(04091124)	207.80	281.40	99.50773c	(04091124)
212.00	287.50	93.67716c	(04091124)	216.20	293.70	88.40487c	(04091124)
220.40	299.80	83.64008c	(04091124)	224.60	306.00	79.29316c	(04091124)
228.80	312.10	75.33141c	(04091124)	233.00	318.20	71.69823c	(04091124)
237.20	324.40	68.34863c	(04091124)	241.40	330.50	65.26441c	(04091124)
6.20	-13.40	551.64496c	(04111708)	2.00	-19.50	433.21237c	(04111708)
-2.20	-25.70	348.43585c	(04111708)	-6.40	-31.80	288.03403c	(04111708)

**MODELOPTs:
CONC DFAULT ELEV FLGPOL

*** THE 2ND HIGHEST 8-HR AVERAGE CONCENTRATION VALUES FOR SOURCE GROUP: ALL ***
INCLUDING SOURCE(S): BLOCK1 , BLOCK2 , BLOCK3 , BLOCK4 , BLOCK5 , BLOCK6 , BLOCK7 ,
BLOCK8 , BLOCK9 , BLOCK10 , BLOCK11 , BLOCK12 , BLOCK13 , BLOCK14 , BLOCK15 , BLOCK16 , BLOCK17 , BLOCK18 , BLOCK19 ,
BLOCK20 , BLOCK21 , BLOCK22 , BLOCK23 , BLOCK24 , BLOCK30 , BLOCK31 , BLOCK32 , BLOCK33 , BLOCK34 , BLOCK35 , . . . ,

*** DISCRETE CARTESIAN RECEPTOR POINTS ***

** CONC OF CO IN MICROGRAMS/M**3 **

X-COORD (M)	Y-COORD (M)	CONC	(YYMMDDHH)	X-COORD (M)	Y-COORD (M)	CONC	(YYMMDDHH)
10.40	-7.10	500.64023c	(04081708)	14.60	-1.10	507.32611c	(04081708)
18.80	5.00	658.93518c	(04081708)	23.00	11.20	627.60992c	(04081708)
27.20	17.30	633.74036c	(04081708)	31.40	23.50	653.09180c	(04100708)
35.60	29.60	762.53949c	(04100708)	39.80	35.70	805.65442c	(04100708)
44.00	41.90	722.00177c	(04100708)	48.20	48.00	745.88092c	(04100708)
52.40	54.20	842.55774c	(04100708)	56.60	60.30	857.01434c	(04111708)
60.80	66.40	769.91992c	(04100708)	65.00	72.60	764.99298c	(04111708)
69.20	78.70	870.69012c	(04111708)	73.40	84.90	857.54498c	(04111708)
77.60	91.00	775.38776c	(04111708)	81.80	97.20	757.63428c	(04111708)
86.00	103.30	741.75885c	(04111708)	90.20	109.40	840.21741c	(04111708)
94.40	115.60	755.12909c	(04111708)	98.60	121.70	729.28821c	(04111708)
102.80	127.90	706.82117c	(04111708)	107.00	134.00	791.75409c	(04111708)
111.20	140.10	702.02838c	(04111708)	115.40	146.30	662.83075c	(04111708)
119.60	152.40	648.35303c	(04070108)	123.80	158.60	711.60156c	(04070108)
128.00	164.70	708.56201c	(04070108)	132.20	170.80	580.34021c	(04070108)
136.40	177.00	554.92877c	(04070108)	140.60	183.10	567.66205c	(04070108)
144.80	189.30	582.68359c	(04070108)	149.00	195.40	456.85190c	(04070108)
153.20	201.60	364.35196c	(04070108)	157.40	207.70	302.64081c	(04100708)
161.60	213.80	253.53963c	(04100708)	165.80	220.00	217.34819c	(04110708)
170.00	226.10	192.45143c	(04110708)	174.20	232.30	172.16573c	(04110708)
178.40	238.40	155.54446c	(04110708)	182.60	244.50	141.61952c	(04110708)
186.80	250.70	129.72646c	(04110708)	191.00	256.80	119.57710c	(04110708)
195.20	263.00	110.71621c	(04110708)	199.40	269.10	103.00795c	(04110708)
203.60	275.30	96.16424c	(04110708)	207.80	281.40	90.12117c	(04110708)
212.00	287.50	84.71648c	(04110708)	216.20	293.70	79.82746c	(04110708)
220.40	299.80	75.43677c	(04110708)	224.60	306.00	71.42722c	(04110708)
228.80	312.10	67.79469c	(04110708)	233.00	318.20	64.47028c	(04110708)
237.20	324.40	61.40010c	(04110708)	241.40	330.50	58.58906c	(04110708)
6.20	-13.40	488.17386c	(04081708)	2.00	-19.50	380.49094c	(04081708)
-2.20	-25.70	304.92120c	(04081708)	-6.40	-31.80	251.76135c	(04081708)

**MODELOPTs:
CONC DFAULT ELEV FLGPOL

*** THE MAXIMUM 10 1-HR AVERAGE CONCENTRATION VALUES FOR SOURCE GROUP: ALL ***
INCLUDING SOURCE(S): BLOCK1 , BLOCK2 , BLOCK3 , BLOCK4 , BLOCK5 , BLOCK6 , BLOCK7 ,
BLOCK8 , BLOCK9 , BLOCK10 , BLOCK11 , BLOCK12 , BLOCK13 , BLOCK14 , BLOCK15 , BLOCK16 , BLOCK17 , BLOCK18 , BLOCK19 ,
BLOCK20 , BLOCK21 , BLOCK22 , BLOCK23 , BLOCK24 , BLOCK30 , BLOCK31 , BLOCK32 , BLOCK33 , BLOCK34 , BLOCK35 , . . . ,

** CONC OF CO IN MICROGRAMS/M**3 **

RANK	CONC	(YYMMDDHH)	AT	RECEPTOR (XR,YR)		OF TYPE	RANK	CONC	(YYMMDDHH)	AT	RECEPTOR (XR,YR)		OF TYPE
1.	1496.60132	(04080924)	AT (	107.00,	134.00)	DC	6.	1472.87634	(04100524)	AT (	69.20,	78.70)	DC
2.	1495.00110	(04091302)	AT (	107.00,	134.00)	DC	7.	1466.45337	(04091623)	AT (	107.00,	134.00)	DC
3.	1494.29114	(04091302)	AT (	90.20,	109.40)	DC	8.	1463.73877	(04091623)	AT (	90.20,	109.40)	DC
4.	1493.19153	(04080924)	AT (	90.20,	109.40)	DC	9.	1463.38306	(04061123)	AT (	107.00,	134.00)	DC
5.	1477.57629	(04100524)	AT (	52.40,	54.20)	DC	10.	1462.02197	(04100703)	AT (	90.20,	109.40)	DC

*** RECEPTOR TYPES: GC = GRIDCART
GP = GRIDPOLR
DC = DISCCART
DP = DISCPOLR

**MODELOPTs:
CONC DFAULT ELEV FLGPOL

*** THE MAXIMUM 10 8-HR AVERAGE CONCENTRATION VALUES FOR SOURCE GROUP: ALL ***
INCLUDING SOURCE(S): BLOCK1 , BLOCK2 , BLOCK3 , BLOCK4 , BLOCK5 , BLOCK6 , BLOCK7 ,
BLOCK8 , BLOCK9 , BLOCK10 , BLOCK11 , BLOCK12 , BLOCK13 , BLOCK14 , BLOCK15 , BLOCK16 , BLOCK17 , BLOCK18 , BLOCK19 ,
BLOCK20 , BLOCK21 , BLOCK22 , BLOCK23 , BLOCK24 , BLOCK30 , BLOCK31 , BLOCK32 , BLOCK33 , BLOCK34 , BLOCK35 , . . . ,

** CONC OF CO IN MICROGRAMS/M**3 **

RANK	CONC	(YYMMDDHH)	AT	RECEPTOR (XR,YR)		OF TYPE	RANK	CONC	(YYMMDDHH)	AT	RECEPTOR (XR,YR)		OF TYPE
1.	886.40692c	(04100708)	AT (	90.20,	109.40)	DC	6.	865.02985c	(04111708)	AT (	52.40,	54.20)	DC
2.	882.18011c	(04100708)	AT (	73.40,	84.90)	DC	7.	858.06873c	(04100708)	AT (	56.60,	60.30)	DC
3.	873.45404c	(04100708)	AT (	69.20,	78.70)	DC	8.	857.54498c	(04111708)	AT (	73.40,	84.90)	DC
4.	873.36700c	(04100708)	AT (	107.00,	134.00)	DC	9.	857.01434c	(04111708)	AT (	56.60,	60.30)	DC
5.	870.69012c	(04111708)	AT (	69.20,	78.70)	DC	10.	842.55774c	(04100708)	AT (	52.40,	54.20)	DC

*** RECEPTOR TYPES: GC = GRIDCART
GP = GRIDPOLR
DC = DISCCART
DP = DISCPOLR

**MODELOPTs:
CONC DFAULT ELEV FLGPOL

*** THE SUMMARY OF HIGHEST 1-HR RESULTS ***

** CONC OF CO IN MICROGRAMS/M**3 **

GROUP ID		AVERAGE CONC	DATE (YYMMDDHH)	RECEPTOR (XR, YR, ZELEV, ZHILL, ZFLAG)	NETWORK OF TYPE	GRID-ID
ALL	HIGH 1ST HIGH VALUE IS	1496.60132	ON 04080924:	AT (107.00, 134.00, 0.00, 0.00, 1.80)	DC	
	HIGH 2ND HIGH VALUE IS	1495.00110	ON 04091302:	AT (107.00, 134.00, 0.00, 0.00, 1.80)	DC	

*** RECEPTOR TYPES: GC = GRIDCART
GP = GRIDPOLR
DC = DISCCART
DP = DISCPOLR

**MODELOPTs:
CONC DFAULT ELEV FLGPOL

*** THE SUMMARY OF HIGHEST 8-HR RESULTS ***

** CONC OF CO IN MICROGRAMS/M**3 **

GROUP ID		AVERAGE CONC	DATE (YYMMDDHH)	RECEPTOR (XR, YR, ZELEV, ZHILL, ZFLAG)	NETWORK OF TYPE	GRID-ID
ALL	HIGH 1ST HIGH VALUE IS	886.40692c	ON 04100708:	AT (90.20, 109.40, 0.00, 0.00, 1.80)	DC	
	HIGH 2ND HIGH VALUE IS	870.69012c	ON 04111708:	AT (69.20, 78.70, 0.00, 0.00, 1.80)	DC	

*** RECEPTOR TYPES: GC = GRIDCART
GP = GRIDPOLR
DC = DISCCART
DP = DISCPOLR

**MODELOPTs:
CONC   DFAULT ELEV   FLGPOL

*** Message Summary : AERMOD Model Execution ***

--------- Summary of Total Messages --------

A Total of   0 Fatal Error Message(s)
A Total of   61 Warning Message(s)
A Total of   284 Informational Message(s)

A Total of   284 Calm Hours Identified

A Total of   0 Missing Hours Identified (0.00 Percent)

******** FATAL ERROR MESSAGES ********
           *** NONE ***

******** WARNING MESSAGES ********
CO W206   3 MODOPT:Regulatory DFAULT Overrides Non-DFAULT Option For FLAT
RE W228   130 DISCAR:Default(s) Used for Missing Parameters on Keyword DISCCART
RE W228   131 DISCAR:Default(s) Used for Missing Parameters on Keyword DISCCART
RE W228   132 DISCAR:Default(s) Used for Missing Parameters on Keyword DISCCART
RE W228   133 DISCAR:Default(s) Used for Missing Parameters on Keyword DISCCART
RE W228   134 DISCAR:Default(s) Used for Missing Parameters on Keyword DISCCART
RE W228   135 DISCAR:Default(s) Used for Missing Parameters on Keyword DISCCART
RE W228   136 DISCAR:Default(s) Used for Missing Parameters on Keyword DISCCART
RE W228   137 DISCAR:Default(s) Used for Missing Parameters on Keyword DISCCART
RE W228   138 DISCAR:Default(s) Used for Missing Parameters on Keyword DISCCART
RE W228   139 DISCAR:Default(s) Used for Missing Parameters on Keyword DISCCART
RE W228   140 DISCAR:Default(s) Used for Missing Parameters on Keyword DISCCART
RE W228   141 DISCAR:Default(s) Used for Missing Parameters on Keyword DISCCART
RE W228   142 DISCAR:Default(s) Used for Missing Parameters on Keyword DISCCART
RE W228   143 DISCAR:Default(s) Used for Missing Parameters on Keyword DISCCART
RE W228   144 DISCAR:Default(s) Used for Missing Parameters on Keyword DISCCART
RE W228   145 DISCAR:Default(s) Used for Missing Parameters on Keyword DISCCART
RE W228   146 DISCAR:Default(s) Used for Missing Parameters on Keyword DISCCART
RE W228   147 DISCAR:Default(s) Used for Missing Parameters on Keyword DISCCART
RE W228   148 DISCAR:Default(s) Used for Missing Parameters on Keyword DISCCART
RE W228   149 DISCAR:Default(s) Used for Missing Parameters on Keyword DISCCART
RE W228   150 DISCAR:Default(s) Used for Missing Parameters on Keyword DISCCART
RE W228   151 DISCAR:Default(s) Used for Missing Parameters on Keyword DISCCART
RE W228   152 DISCAR:Default(s) Used for Missing Parameters on Keyword DISCCART
RE W228   153 DISCAR:Default(s) Used for Missing Parameters on Keyword DISCCART
RE W228   154 DISCAR:Default(s) Used for Missing Parameters on Keyword DISCCART
RE W228   155 DISCAR:Default(s) Used for Missing Parameters on Keyword DISCCART
RE W228   156 DISCAR:Default(s) Used for Missing Parameters on Keyword DISCCART
RE W228   157 DISCAR:Default(s) Used for Missing Parameters on Keyword DISCCART
RE W228   158 DISCAR:Default(s) Used for Missing Parameters on Keyword DISCCART
RE W228   159 DISCAR:Default(s) Used for Missing Parameters on Keyword DISCCART
RE W228   160 DISCAR:Default(s) Used for Missing Parameters on Keyword DISCCART
RE W228   161 DISCAR:Default(s) Used for Missing Parameters on Keyword DISCCART
RE W228   162 DISCAR:Default(s) Used for Missing Parameters on Keyword DISCCART
RE W228   163 DISCAR:Default(s) Used for Missing Parameters on Keyword DISCCART

```
RE W228   164 DISCAR:Default(s) Used for Missing Parameters on Keyword  DISCCART
RE W228   165 DISCAR:Default(s) Used for Missing Parameters on Keyword  DISCCART
RE W228   166 DISCAR:Default(s) Used for Missing Parameters on Keyword  DISCCART
RE W228   167 DISCAR:Default(s) Used for Missing Parameters on Keyword  DISCCART
RE W228   168 DISCAR:Default(s) Used for Missing Parameters on Keyword  DISCCART
RE W228   169 DISCAR:Default(s) Used for Missing Parameters on Keyword  DISCCART
RE W228   170 DISCAR:Default(s) Used for Missing Parameters on Keyword  DISCCART
RE W228   171 DISCAR:Default(s) Used for Missing Parameters on Keyword  DISCCART
RE W228   172 DISCAR:Default(s) Used for Missing Parameters on Keyword  DISCCART
RE W228   173 DISCAR:Default(s) Used for Missing Parameters on Keyword  DISCCART
RE W228   174 DISCAR:Default(s) Used for Missing Parameters on Keyword  DISCCART
RE W228   175 DISCAR:Default(s) Used for Missing Parameters on Keyword  DISCCART
RE W228   176 DISCAR:Default(s) Used for Missing Parameters on Keyword  DISCCART
RE W228   177 DISCAR:Default(s) Used for Missing Parameters on Keyword  DISCCART
RE W228   178 DISCAR:Default(s) Used for Missing Parameters on Keyword  DISCCART
RE W228   179 DISCAR:Default(s) Used for Missing Parameters on Keyword  DISCCART
RE W228   180 DISCAR:Default(s) Used for Missing Parameters on Keyword  DISCCART
RE W228   181 DISCAR:Default(s) Used for Missing Parameters on Keyword  DISCCART
RE W228   182 DISCAR:Default(s) Used for Missing Parameters on Keyword  DISCCART
RE W228   183 DISCAR:Default(s) Used for Missing Parameters on Keyword  DISCCART
RE W228   184 DISCAR:Default(s) Used for Missing Parameters on Keyword  DISCCART
RE W228   185 DISCAR:Default(s) Used for Missing Parameters on Keyword  DISCCART
RE W228   186 DISCAR:Default(s) Used for Missing Parameters on Keyword  DISCCART
RE W228   187 DISCAR:Default(s) Used for Missing Parameters on Keyword  DISCCART
RE W228   188 DISCAR:Default(s) Used for Missing Parameters on Keyword  DISCCART
RE W228   189 DISCAR:Default(s) Used for Missing Parameters on Keyword  DISCCART

   ************************************
   *** AERMOD Finishes Successfully ***
   ************************************
```

```
CO STARTING
   TITLEONE  HSS FDR 68-71St Platform-No-Build Condition
   MODELOPT  CONC DFAULT  FLAT
   AVERTIME  1  8
   POLLUTID  CO
   RUNORNOT  RUN
   URBANOPT  1500000
   ERRORFIL  ERRORS.OUT
   FLAGPOLE  1.8
CO FINISHED

SO STARTING
** Source Location              X      Y     Z
** Parameters:                 -----  -----  ----
** FDR Northbound
   LOCATION  BLOCK1   VOLUME    7.3    0.7   0.
   LOCATION  BLOCK2   VOLUME   12.8    8.8   0.
   LOCATION  BLOCK3   VOLUME   18.3   16.9   0.
   LOCATION  BLOCK4   VOLUME   23.9   24.9   0.
   LOCATION  BLOCK5   VOLUME   29.4   33.0   0.
   LOCATION  BLOCK6   VOLUME   34.9   41.0   0.
   LOCATION  BLOCK7   VOLUME   40.4   49.1   0.
   LOCATION  BLOCK8   VOLUME   45.9   57.1   0.
   LOCATION  BLOCK9   VOLUME   51.4   65.2   0.
   LOCATION  BLOCK10  VOLUME   56.9   73.3   0.
   LOCATION  BLOCK11  VOLUME   62.4   81.3   0.
   LOCATION  BLOCK12  VOLUME   67.9   89.4   0.
   LOCATION  BLOCK13  VOLUME   73.5   97.4   0.
   LOCATION  BLOCK14  VOLUME   79.0  105.5   0.
   LOCATION  BLOCK15  VOLUME   84.5  113.5   0.
   LOCATION  BLOCK16  VOLUME   90.0  121.6   0.
   LOCATION  BLOCK17  VOLUME   95.5  129.6   0.
   LOCATION  BLOCK18  VOLUME  101.0  137.7   0.
   LOCATION  BLOCK19  VOLUME  106.5  145.8   0.
   LOCATION  BLOCK20  VOLUME  112.0  153.8   0.
   LOCATION  BLOCK21  VOLUME  117.5  161.9   0.
   LOCATION  BLOCK22  VOLUME  123.0  169.9   0.
   LOCATION  BLOCK23  VOLUME  128.6  178.0   0.
   LOCATION  BLOCK24  VOLUME  134.1  186.0   0.

** FDR Southbound
   LOCATION  BLOCK30  VOLUME   -1.8    7.3   0.
   LOCATION  BLOCK31  VOLUME    3.7   15.4   0.
   LOCATION  BLOCK32  VOLUME    9.2   23.4   0.
   LOCATION  BLOCK33  VOLUME   14.7   31.5   0.
   LOCATION  BLOCK34  VOLUME   20.2   39.5   0.
   LOCATION  BLOCK35  VOLUME   25.7   47.6   0.
   LOCATION  BLOCK36  VOLUME   31.2   55.6   0.
   LOCATION  BLOCK37  VOLUME   36.8   63.7   0.
   LOCATION  BLOCK38  VOLUME   42.3   71.8   0.
   LOCATION  BLOCK39  VOLUME   47.8   79.8   0.
   LOCATION  BLOCK40  VOLUME   53.3   87.9   0.
   LOCATION  BLOCK41  VOLUME   58.8   95.9   0.
   LOCATION  BLOCK42  VOLUME   64.3  104.0   0.
   LOCATION  BLOCK43  VOLUME   69.8  112.0   0.
   LOCATION  BLOCK44  VOLUME   75.3  120.1   0.
   LOCATION  BLOCK45  VOLUME   80.8  128.2   0.
   LOCATION  BLOCK46  VOLUME   86.4  136.2   0.
   LOCATION  BLOCK47  VOLUME   91.9  144.3   0.
```

```
   LOCATION   BLOCK48   VOLUME   97.4   152.3   0.
   LOCATION   BLOCK49   VOLUME  102.9   160.4   0.
   LOCATION   BLOCK50   VOLUME  108.4   168.4   0.
   LOCATION   BLOCK51   VOLUME  113.9   176.5   0.
   LOCATION   BLOCK52   VOLUME  119.4   184.6   0.
   LOCATION   BLOCK53   VOLUME  124.9   192.6   0.
   URBANSRC BLOCK1-BLOCK24
   URBANSRC BLOCK30-BLOCK53

** Volume Source        Rate    Height     Sy     Sz
** Parameters:          ------  -----   -----  -----
** FDR Northbound
   SRCPARAM   BLOCK1   0.0403   2.6     4.5    2.4
   SRCPARAM   BLOCK2   0.0403   2.6     4.5    2.4
   SRCPARAM   BLOCK3   0.0403   2.6     4.5    2.4
   SRCPARAM   BLOCK4   0.0403   2.6     4.5    2.4
   SRCPARAM   BLOCK5   0.0403   2.6     4.5    2.4
   SRCPARAM   BLOCK6   0.0403   2.6     4.5    2.4
   SRCPARAM   BLOCK7   0.0403   2.6     4.5    2.4
   SRCPARAM   BLOCK8   0.0403   2.6     4.5    2.4
   SRCPARAM   BLOCK9   0.0403   2.6     4.5    2.4
   SRCPARAM   BLOCK10  0.0403   2.6     4.5    2.4
   SRCPARAM   BLOCK11  0.0403   2.6     4.5    2.4
   SRCPARAM   BLOCK12  0.0403   2.6     4.5    2.4
   SRCPARAM   BLOCK13  0.0403   2.6     4.5    2.4
   SRCPARAM   BLOCK14  0.0403   2.6     4.5    2.4
   SRCPARAM   BLOCK15  0.0403   2.6     4.5    2.4
   SRCPARAM   BLOCK16  0.0403   2.6     4.5    2.4
   SRCPARAM   BLOCK17  0.0403   2.6     4.5    2.4
   SRCPARAM   BLOCK18  0.0403   2.6     4.5    2.4
   SRCPARAM   BLOCK19  0.0403   2.6     4.5    2.4
   SRCPARAM   BLOCK20  0.0403   2.6     4.5    2.4
   SRCPARAM   BLOCK21  0.0403   2.6     4.5    2.4
   SRCPARAM   BLOCK22  0.0403   2.6     4.5    2.4
   SRCPARAM   BLOCK23  0.0403   2.6     4.5    2.4
   SRCPARAM   BLOCK24  0.0403   2.6     4.5    2.4

** FDR Southbound with Service Road addition
   SRCPARAM   BLOCK30  0.0441   2.6     4.5    2.4
   SRCPARAM   BLOCK31  0.0441   2.6     4.5    2.4
   SRCPARAM   BLOCK32  0.0441   2.6     4.5    2.4
   SRCPARAM   BLOCK33  0.0441   2.6     4.5    2.4
   SRCPARAM   BLOCK34  0.0441   2.6     4.5    2.4
   SRCPARAM   BLOCK35  0.0441   2.6     4.5    2.4
   SRCPARAM   BLOCK36  0.0441   2.6     4.5    2.4
   SRCPARAM   BLOCK37  0.0441   2.6     4.5    2.4
   SRCPARAM   BLOCK38  0.0441   2.6     4.5    2.4
   SRCPARAM   BLOCK39  0.0441   2.6     4.5    2.4
   SRCPARAM   BLOCK40  0.0441   2.6     4.5    2.4
   SRCPARAM   BLOCK41  0.0441   2.6     4.5    2.4
   SRCPARAM   BLOCK42  0.0441   2.6     4.5    2.4
   SRCPARAM   BLOCK43  0.0441   2.6     4.5    2.4
   SRCPARAM   BLOCK44  0.0441   2.6     4.5    2.4
   SRCPARAM   BLOCK45  0.0441   2.6     4.5    2.4
   SRCPARAM   BLOCK46  0.0441   2.6     4.5    2.4
   SRCPARAM   BLOCK47  0.0441   2.6     4.5    2.4
   SRCPARAM   BLOCK48  0.0441   2.6     4.5    2.4
   SRCPARAM   BLOCK49  0.0441   2.6     4.5    2.4
   SRCPARAM   BLOCK50  0.0441   2.6     4.5    2.4
```

```
   SRCPARAM  BLOCK51  0.0441   2.6     4.5   2.4
   SRCPARAM  BLOCK52  0.0441   2.6     4.5   2.4
   SRCPARAM  BLOCK53  0.0441   2.6     4.5   2.4

   SRCGROUP  ALL
SO FINISHED

RE STARTING
   ELEVUNIT METERS
** Receptor     X             Y
** Location  ------   ------
   DISCCART     10.4     -7.1
   DISCCART     14.6     -1.1
   DISCCART     18.8      5.0
   DISCCART     23.0     11.2
   DISCCART     27.2     17.3
   DISCCART     31.4     23.5
   DISCCART     35.6     29.6
   DISCCART     39.8     35.7
   DISCCART     44.0     41.9
   DISCCART     48.2     48.0
   DISCCART     52.4     54.2
   DISCCART     56.6     60.3
   DISCCART     60.8     66.4
   DISCCART     65.0     72.6
   DISCCART     69.2     78.7
   DISCCART     73.4     84.9
   DISCCART     77.6     91.0
   DISCCART     81.8     97.2
   DISCCART     86.0    103.3
   DISCCART     90.2    109.4
   DISCCART     94.4    115.6
   DISCCART     98.6    121.7
   DISCCART    102.8    127.9
   DISCCART    107.0    134.0
   DISCCART    111.2    140.1
   DISCCART    115.4    146.3
   DISCCART    119.6    152.4
   DISCCART    123.8    158.6
   DISCCART    128.0    164.7
   DISCCART    132.2    170.8
   DISCCART    136.4    177.0
   DISCCART    140.6    183.1
   DISCCART    144.8    189.3
   DISCCART    149.0    195.4
   DISCCART    153.2    201.6
   DISCCART    157.4    207.7
   DISCCART    161.6    213.8
   DISCCART    165.8    220.0
   DISCCART    170.0    226.1
   DISCCART    174.2    232.3
   DISCCART    178.4    238.4
   DISCCART    182.6    244.5
   DISCCART    186.8    250.7
   DISCCART    191.0    256.8
   DISCCART    195.2    263.0
   DISCCART    199.4    269.1
   DISCCART    203.6    275.3
   DISCCART    207.8    281.4
```

```
   DISCCART   212.0    287.5
   DISCCART   216.2    293.7
   DISCCART   220.4    299.8
   DISCCART   224.6    306.0
   DISCCART   228.8    312.1
   DISCCART   233.0    318.2
   DISCCART   237.2    324.4
   DISCCART   241.4    330.5
   DISCCART     6.2    -13.4
   DISCCART     2.0    -19.5
   DISCCART    -2.2    -25.7
   DISCCART    -6.4    -31.8

RE FINISHED

ME STARTING
   SURFFILE  LGAOKX00.SFC
   PROFFILE  LGAOKX00.PFL
   SURFDATA  14732  2000  LA GUARDIA
   UAIRDATA  94703  2000  BROOKHAVEN
   PROFBASE  0.0
ME FINISHED

OU STARTING
   RECTABLE  ALLAVE  FIRST-SECOND
   MAXTABLE  ALLAVE  10
OU FINISHED


 *** Message Summary For AERMOD Model Setup ***

 --------- Summary of Total Messages --------

A Total of            0 Fatal Error Message(s)
A Total of           61 Warning Message(s)
A Total of            0 Informational Message(s)


   ******** FATAL ERROR MESSAGES ********
              ***  NONE  ***


   ********   WARNING MESSAGES   ********
CO W206      3 MODOPT:Regulatory DFAULT Overrides Non-DFAULT Option For  FLAT
RE W228    130 DISCAR:Default(s) Used for Missing Parameters on Keyword  DISCCART
RE W228    131 DISCAR:Default(s) Used for Missing Parameters on Keyword  DISCCART
RE W228    132 DISCAR:Default(s) Used for Missing Parameters on Keyword  DISCCART
RE W228    133 DISCAR:Default(s) Used for Missing Parameters on Keyword  DISCCART
RE W228    134 DISCAR:Default(s) Used for Missing Parameters on Keyword  DISCCART
RE W228    135 DISCAR:Default(s) Used for Missing Parameters on Keyword  DISCCART
RE W228    136 DISCAR:Default(s) Used for Missing Parameters on Keyword  DISCCART
RE W228    137 DISCAR:Default(s) Used for Missing Parameters on Keyword  DISCCART
RE W228    138 DISCAR:Default(s) Used for Missing Parameters on Keyword  DISCCART
RE W228    139 DISCAR:Default(s) Used for Missing Parameters on Keyword  DISCCART
RE W228    140 DISCAR:Default(s) Used for Missing Parameters on Keyword  DISCCART
RE W228    141 DISCAR:Default(s) Used for Missing Parameters on Keyword  DISCCART
RE W228    142 DISCAR:Default(s) Used for Missing Parameters on Keyword  DISCCART
RE W228    143 DISCAR:Default(s) Used for Missing Parameters on Keyword  DISCCART
RE W228    144 DISCAR:Default(s) Used for Missing Parameters on Keyword  DISCCART
```

```
RE W228   145 DISCAR:Default(s) Used for Missing Parameters on Keyword  DISCCART
RE W228   146 DISCAR:Default(s) Used for Missing Parameters on Keyword  DISCCART
RE W228   147 DISCAR:Default(s) Used for Missing Parameters on Keyword  DISCCART
RE W228   148 DISCAR:Default(s) Used for Missing Parameters on Keyword  DISCCART
RE W228   149 DISCAR:Default(s) Used for Missing Parameters on Keyword  DISCCART
RE W228   150 DISCAR:Default(s) Used for Missing Parameters on Keyword  DISCCART
RE W228   151 DISCAR:Default(s) Used for Missing Parameters on Keyword  DISCCART
RE W228   152 DISCAR:Default(s) Used for Missing Parameters on Keyword  DISCCART
RE W228   153 DISCAR:Default(s) Used for Missing Parameters on Keyword  DISCCART
RE W228   154 DISCAR:Default(s) Used for Missing Parameters on Keyword  DISCCART
RE W228   155 DISCAR:Default(s) Used for Missing Parameters on Keyword  DISCCART
RE W228   156 DISCAR:Default(s) Used for Missing Parameters on Keyword  DISCCART
RE W228   157 DISCAR:Default(s) Used for Missing Parameters on Keyword  DISCCART
RE W228   158 DISCAR:Default(s) Used for Missing Parameters on Keyword  DISCCART
RE W228   159 DISCAR:Default(s) Used for Missing Parameters on Keyword  DISCCART
RE W228   160 DISCAR:Default(s) Used for Missing Parameters on Keyword  DISCCART
RE W228   161 DISCAR:Default(s) Used for Missing Parameters on Keyword  DISCCART
RE W228   162 DISCAR:Default(s) Used for Missing Parameters on Keyword  DISCCART
RE W228   163 DISCAR:Default(s) Used for Missing Parameters on Keyword  DISCCART
RE W228   164 DISCAR:Default(s) Used for Missing Parameters on Keyword  DISCCART
RE W228   165 DISCAR:Default(s) Used for Missing Parameters on Keyword  DISCCART
RE W228   166 DISCAR:Default(s) Used for Missing Parameters on Keyword  DISCCART
RE W228   167 DISCAR:Default(s) Used for Missing Parameters on Keyword  DISCCART
RE W228   168 DISCAR:Default(s) Used for Missing Parameters on Keyword  DISCCART
RE W228   169 DISCAR:Default(s) Used for Missing Parameters on Keyword  DISCCART
RE W228   170 DISCAR:Default(s) Used for Missing Parameters on Keyword  DISCCART
RE W228   171 DISCAR:Default(s) Used for Missing Parameters on Keyword  DISCCART
RE W228   172 DISCAR:Default(s) Used for Missing Parameters on Keyword  DISCCART
RE W228   173 DISCAR:Default(s) Used for Missing Parameters on Keyword  DISCCART
RE W228   174 DISCAR:Default(s) Used for Missing Parameters on Keyword  DISCCART
RE W228   175 DISCAR:Default(s) Used for Missing Parameters on Keyword  DISCCART
RE W228   176 DISCAR:Default(s) Used for Missing Parameters on Keyword  DISCCART
RE W228   177 DISCAR:Default(s) Used for Missing Parameters on Keyword  DISCCART
RE W228   178 DISCAR:Default(s) Used for Missing Parameters on Keyword  DISCCART
RE W228   179 DISCAR:Default(s) Used for Missing Parameters on Keyword  DISCCART
RE W228   180 DISCAR:Default(s) Used for Missing Parameters on Keyword  DISCCART
RE W228   181 DISCAR:Default(s) Used for Missing Parameters on Keyword  DISCCART
RE W228   182 DISCAR:Default(s) Used for Missing Parameters on Keyword  DISCCART
RE W228   183 DISCAR:Default(s) Used for Missing Parameters on Keyword  DISCCART
RE W228   184 DISCAR:Default(s) Used for Missing Parameters on Keyword  DISCCART
RE W228   185 DISCAR:Default(s) Used for Missing Parameters on Keyword  DISCCART
RE W228   186 DISCAR:Default(s) Used for Missing Parameters on Keyword  DISCCART
RE W228   187 DISCAR:Default(s) Used for Missing Parameters on Keyword  DISCCART
RE W228   188 DISCAR:Default(s) Used for Missing Parameters on Keyword  DISCCART
RE W228   189 DISCAR:Default(s) Used for Missing Parameters on Keyword  DISCCART

**********************************
*** SETUP Finishes Successfully ***
**********************************
```

**MODELOPTs:
CONC DFAULT ELEV FLGPOL

*** MODEL SETUP OPTIONS SUMMARY ***

**Model Is Setup For Calculation of Average CONCentration Values.

-- DEPOSITION LOGIC --
**Model Uses NO DRY DEPLETION. DDPLETE = F
**Model Uses NO WET DEPLETION. WDPLETE = F
**NO GAS DRY DEPOSITION Data Provided.

**Model Uses URBAN Dispersion Algorithm for the SBL for 48 Source(s).
The Urban Population = 1500000.0 ; Urban Roughness Length = 1.000 m

**Model Uses Regulatory DEFAULT Options:
1. Stack-tip Downwash.
2. Model Accounts for ELEVated Terrain Effects.
3. Use Calms Processing Routine.
4. Use Missing Data Processing Routine.
5. "Upper Bound" Values for Supersquat Buildings.
6. No Exponential Decay for URBAN/Non-SO2

**Model Accepts FLAGPOLE Receptor Heights.

**Model Calculates 2 Short Term Average(s) of: 1-HR 8-HR

**This Run Includes: 48 Source(s); 1 Source Group(s); and 60 Receptor(s)

**The Model Assumes A Pollutant Type of: CO

**Model Set To Continue RUNning After the Setup Testing.

**Output Options Selected:
Model Outputs Tables of Highest Short Term Values by Receptor (RECTABLE Keyword)
Model Outputs Tables of Overall Maximum Short Term Values (MAXTABLE Keyword)

**NOTE: The Following Flags May Appear Following CONC Values: c for Calm Hours
m for Missing Hours
b for Both Calm and Missing Hours

**Misc. Inputs: Base Elev. for Pot. Temp. Profile (m MSL) = 0.00 ; Decay Coef. = 0.000 ; Rot. Angle = 0.0
Emission Units = GRAMS/SEC ; Emission Rate Unit Factor = 0.10000E+07
Output Units = MICROGRAMS/M**3

**Approximate Storage Requirements of Model = 1.3 MB of RAM.

**Detailed Error/Message File: ERRORS.OUT

**MODELOPTs:
CONC DFAULT ELEV FLGPOL

*** VOLUME SOURCE DATA ***

SOURCE ID	NUMBER PART. CATS.	EMISSION RATE (GRAMS/SEC)	X (METERS)	Y (METERS)	BASE ELEV. (METERS)	RELEASE HEIGHT (METERS)	INIT. SY (METERS)	INIT. SZ (METERS)	URBAN SOURCE	EMISSION RATE SCALAR VARY BY
BLOCK1	0	0.40300E-01	7.3	0.7	0.0	2.60	4.50	2.40	YES	
BLOCK2	0	0.40300E-01	12.8	8.8	0.0	2.60	4.50	2.40	YES	
BLOCK3	0	0.40300E-01	18.3	16.9	0.0	2.60	4.50	2.40	YES	
BLOCK4	0	0.40300E-01	23.9	24.9	0.0	2.60	4.50	2.40	YES	
BLOCK5	0	0.40300E-01	29.4	33.0	0.0	2.60	4.50	2.40	YES	
BLOCK6	0	0.40300E-01	34.9	41.0	0.0	2.60	4.50	2.40	YES	
BLOCK7	0	0.40300E-01	40.4	49.1	0.0	2.60	4.50	2.40	YES	
BLOCK8	0	0.40300E-01	45.9	57.1	0.0	2.60	4.50	2.40	YES	
BLOCK9	0	0.40300E-01	51.4	65.2	0.0	2.60	4.50	2.40	YES	
BLOCK10	0	0.40300E-01	56.9	73.3	0.0	2.60	4.50	2.40	YES	
BLOCK11	0	0.40300E-01	62.4	81.3	0.0	2.60	4.50	2.40	YES	
BLOCK12	0	0.40300E-01	67.9	89.4	0.0	2.60	4.50	2.40	YES	
BLOCK13	0	0.40300E-01	73.5	97.4	0.0	2.60	4.50	2.40	YES	
BLOCK14	0	0.40300E-01	79.0	105.5	0.0	2.60	4.50	2.40	YES	
BLOCK15	0	0.40300E-01	84.5	113.5	0.0	2.60	4.50	2.40	YES	
BLOCK16	0	0.40300E-01	90.0	121.6	0.0	2.60	4.50	2.40	YES	
BLOCK17	0	0.40300E-01	95.5	129.6	0.0	2.60	4.50	2.40	YES	
BLOCK18	0	0.40300E-01	101.0	137.7	0.0	2.60	4.50	2.40	YES	
BLOCK19	0	0.40300E-01	106.5	145.8	0.0	2.60	4.50	2.40	YES	
BLOCK20	0	0.40300E-01	112.0	153.8	0.0	2.60	4.50	2.40	YES	
BLOCK21	0	0.40300E-01	117.5	161.9	0.0	2.60	4.50	2.40	YES	
BLOCK22	0	0.40300E-01	123.0	169.9	0.0	2.60	4.50	2.40	YES	
BLOCK23	0	0.40300E-01	128.6	178.0	0.0	2.60	4.50	2.40	YES	
BLOCK24	0	0.40300E-01	134.1	186.0	0.0	2.60	4.50	2.40	YES	
BLOCK30	0	0.44100E-01	-1.8	7.3	0.0	2.60	4.50	2.40	YES	
BLOCK31	0	0.44100E-01	3.7	15.4	0.0	2.60	4.50	2.40	YES	
BLOCK32	0	0.44100E-01	9.2	23.4	0.0	2.60	4.50	2.40	YES	
BLOCK33	0	0.44100E-01	14.7	31.5	0.0	2.60	4.50	2.40	YES	
BLOCK34	0	0.44100E-01	20.2	39.5	0.0	2.60	4.50	2.40	YES	
BLOCK35	0	0.44100E-01	25.7	47.6	0.0	2.60	4.50	2.40	YES	
BLOCK36	0	0.44100E-01	31.2	55.6	0.0	2.60	4.50	2.40	YES	
BLOCK37	0	0.44100E-01	36.8	63.7	0.0	2.60	4.50	2.40	YES	
BLOCK38	0	0.44100E-01	42.3	71.8	0.0	2.60	4.50	2.40	YES	
BLOCK39	0	0.44100E-01	47.8	79.8	0.0	2.60	4.50	2.40	YES	
BLOCK40	0	0.44100E-01	53.3	87.9	0.0	2.60	4.50	2.40	YES	
BLOCK41	0	0.44100E-01	58.8	95.9	0.0	2.60	4.50	2.40	YES	
BLOCK42	0	0.44100E-01	64.3	104.0	0.0	2.60	4.50	2.40	YES	
BLOCK43	0	0.44100E-01	69.8	112.0	0.0	2.60	4.50	2.40	YES	
BLOCK44	0	0.44100E-01	75.3	120.1	0.0	2.60	4.50	2.40	YES	
BLOCK45	0	0.44100E-01	80.8	128.2	0.0	2.60	4.50	2.40	YES	

**MODELOPTs:
CONC DFAULT ELEV FLGPOL

*** VOLUME SOURCE DATA ***

SOURCE ID	NUMBER PART. CATS.	EMISSION RATE (GRAMS/SEC)	X (METERS)	Y (METERS)	BASE ELEV. (METERS)	RELEASE HEIGHT (METERS)	INIT. SY (METERS)	INIT. SZ (METERS)	URBAN SOURCE	EMISSION RATE SCALAR VARY BY
BLOCK46	0	0.44100E-01	86.4	136.2	0.0	2.60	4.50	2.40	YES	
BLOCK47	0	0.44100E-01	91.9	144.3	0.0	2.60	4.50	2.40	YES	
BLOCK48	0	0.44100E-01	97.4	152.3	0.0	2.60	4.50	2.40	YES	
BLOCK49	0	0.44100E-01	102.9	160.4	0.0	2.60	4.50	2.40	YES	
BLOCK50	0	0.44100E-01	108.4	168.4	0.0	2.60	4.50	2.40	YES	
BLOCK51	0	0.44100E-01	113.9	176.5	0.0	2.60	4.50	2.40	YES	
BLOCK52	0	0.44100E-01	119.4	184.6	0.0	2.60	4.50	2.40	YES	
BLOCK53	0	0.44100E-01	124.9	192.6	0.0	2.60	4.50	2.40	YES	

**MODELOPTs:
CONC DFAULT ELEV FLGPOL

*** SOURCE IDs DEFINING SOURCE GROUPS ***

GROUP ID	SOURCE IDs
ALL	BLOCK1 , BLOCK2 , BLOCK3 , BLOCK4 , BLOCK5 , BLOCK6 , BLOCK7 , BLOCK8 , BLOCK9 , BLOCK10 , BLOCK11 , BLOCK12 , BLOCK13 , BLOCK14 , BLOCK15 , BLOCK16 , BLOCK17 , BLOCK18 , BLOCK19 , BLOCK20 , BLOCK21 , BLOCK22 , BLOCK23 , BLOCK24 , BLOCK30 , BLOCK31 , BLOCK32 , BLOCK33 , BLOCK34 , BLOCK35 , BLOCK36 , BLOCK37 , BLOCK38 , BLOCK39 , BLOCK40 , BLOCK41 , BLOCK42 , BLOCK43 , BLOCK44 , BLOCK45 , BLOCK46 , BLOCK47 , BLOCK48 , BLOCK49 , BLOCK50 , BLOCK51 , BLOCK52 , BLOCK53 ,

**MODELOPTs:
CONC DFAULT ELEV FLGPOL

*** DISCRETE CARTESIAN RECEPTORS ***
(X-COORD, Y-COORD, ZELEV, ZHILL, ZFLAG)
(METERS)

(	10.4,	-7.1,	0.0,	0.0,	1.8);	(	14.6,	-1.1,	0.0,	0.0,	1.8);
(	18.8,	5.0,	0.0,	0.0,	1.8);	(	23.0,	11.2,	0.0,	0.0,	1.8);
(	27.2,	17.3,	0.0,	0.0,	1.8);	(	31.4,	23.5,	0.0,	0.0,	1.8);
(	35.6,	29.6,	0.0,	0.0,	1.8);	(	39.8,	35.7,	0.0,	0.0,	1.8);
(	44.0,	41.9,	0.0,	0.0,	1.8);	(	48.2,	48.0,	0.0,	0.0,	1.8);
(	52.4,	54.2,	0.0,	0.0,	1.8);	(	56.6,	60.3,	0.0,	0.0,	1.8);
(	60.8,	66.4,	0.0,	0.0,	1.8);	(	65.0,	72.6,	0.0,	0.0,	1.8);
(	69.2,	78.7,	0.0,	0.0,	1.8);	(	73.4,	84.9,	0.0,	0.0,	1.8);
(	77.6,	91.0,	0.0,	0.0,	1.8);	(	81.8,	97.2,	0.0,	0.0,	1.8);
(	86.0,	103.3,	0.0,	0.0,	1.8);	(	90.2,	109.4,	0.0,	0.0,	1.8);
(	94.4,	115.6,	0.0,	0.0,	1.8);	(	98.6,	121.7,	0.0,	0.0,	1.8);
(	102.8,	127.9,	0.0,	0.0,	1.8);	(	107.0,	134.0,	0.0,	0.0,	1.8);
(	111.2,	140.1,	0.0,	0.0,	1.8);	(	115.4,	146.3,	0.0,	0.0,	1.8);
(	119.6,	152.4,	0.0,	0.0,	1.8);	(	123.8,	158.6,	0.0,	0.0,	1.8);
(	128.0,	164.7,	0.0,	0.0,	1.8);	(	132.2,	170.8,	0.0,	0.0,	1.8);
(	136.4,	177.0,	0.0,	0.0,	1.8);	(	140.6,	183.1,	0.0,	0.0,	1.8);
(	144.8,	189.3,	0.0,	0.0,	1.8);	(	149.0,	195.4,	0.0,	0.0,	1.8);
(	153.2,	201.6,	0.0,	0.0,	1.8);	(	157.4,	207.7,	0.0,	0.0,	1.8);
(	161.6,	213.8,	0.0,	0.0,	1.8);	(	165.8,	220.0,	0.0,	0.0,	1.8);
(	170.0,	226.1,	0.0,	0.0,	1.8);	(	174.2,	232.3,	0.0,	0.0,	1.8);
(	178.4,	238.4,	0.0,	0.0,	1.8);	(	182.6,	244.5,	0.0,	0.0,	1.8);
(	186.8,	250.7,	0.0,	0.0,	1.8);	(	191.0,	256.8,	0.0,	0.0,	1.8);
(	195.2,	263.0,	0.0,	0.0,	1.8);	(	199.4,	269.1,	0.0,	0.0,	1.8);
(	203.6,	275.3,	0.0,	0.0,	1.8);	(	207.8,	281.4,	0.0,	0.0,	1.8);
(	212.0,	287.5,	0.0,	0.0,	1.8);	(	216.2,	293.7,	0.0,	0.0,	1.8);
(	220.4,	299.8,	0.0,	0.0,	1.8);	(	224.6,	306.0,	0.0,	0.0,	1.8);
(	228.8,	312.1,	0.0,	0.0,	1.8);	(	233.0,	318.2,	0.0,	0.0,	1.8);
(	237.2,	324.4,	0.0,	0.0,	1.8);	(	241.4,	330.5,	0.0,	0.0,	1.8);
(	6.2,	-13.4,	0.0,	0.0,	1.8);	(	2.0,	-19.5,	0.0,	0.0,	1.8);
(	-2.2,	-25.7,	0.0,	0.0,	1.8);	(	-6.4,	-31.8,	0.0,	0.0,	1.8);

**MODELOPTs:
CONC DFAULT ELEV FLGPOL

* SOURCE-RECEPTOR COMBINATIONS FOR WHICH CALCULATIONS MAY NOT BE PERFORMED *
LESS THAN 1.0 METER OR WITHIN OPEN PIT SOURCE

SOURCE ID	- - RECEPTOR LOCATION - - XR (METERS)	YR (METERS)	DISTANCE (METERS)
BLOCK1	10.4	-7.1	-1.28
BLOCK1	14.6	-1.1	-2.16
BLOCK2	14.6	-1.1	0.39
BLOCK2	18.8	5.0	-2.57
BLOCK2	23.0	11.2	0.80
BLOCK3	23.0	11.2	-2.29
BLOCK3	27.2	17.3	-0.77
BLOCK4	27.2	17.3	-1.39
BLOCK4	31.4	23.5	-2.05
BLOCK5	31.4	23.5	0.03
BLOCK5	35.6	29.6	-2.60
BLOCK6	39.8	35.7	-2.46
BLOCK6	44.0	41.9	-0.53
BLOCK7	44.0	41.9	-1.63
BLOCK7	48.2	48.0	-1.80
BLOCK8	48.2	48.0	-0.29
BLOCK8	52.4	54.2	-2.56
BLOCK9	56.6	60.3	-2.53
BLOCK9	60.8	66.4	-0.20
BLOCK10	60.8	66.4	-1.75
BLOCK10	65.0	72.6	-1.54
BLOCK11	65.0	72.6	-0.59
BLOCK11	69.2	78.7	-2.39
BLOCK12	73.4	84.9	-2.57
BLOCK12	77.6	91.0	0.16
BLOCK13	77.6	91.0	-2.07
BLOCK13	81.8	97.2	-1.37
BLOCK14	81.8	97.2	-0.92
BLOCK14	86.0	103.3	-2.34
BLOCK15	86.0	103.3	0.63
BLOCK15	90.2	109.4	-2.65
BLOCK15	94.4	115.6	0.45
BLOCK16	94.4	115.6	-2.23
BLOCK16	98.6	121.7	-1.07
BLOCK17	98.6	121.7	-1.19
BLOCK17	102.8	127.9	-2.18
BLOCK18	102.8	127.9	0.29
BLOCK18	107.0	134.0	-2.63
BLOCK18	111.2	140.1	0.80
BLOCK19	111.2	140.1	-2.29

**MODELOPTs:
CONC DFAULT ELEV FLGPOL

* SOURCE-RECEPTOR COMBINATIONS FOR WHICH CALCULATIONS MAY NOT BE PERFORMED *
LESS THAN 1.0 METER OR WITHIN OPEN PIT SOURCE

SOURCE ID	- - RECEPTOR LOCATION - - XR (METERS)	YR (METERS)	DISTANCE (METERS)
BLOCK19	115.4	146.3	-0.76
BLOCK20	115.4	146.3	-1.44
BLOCK20	119.6	152.4	-1.95
BLOCK21	119.6	152.4	0.05
BLOCK21	123.8	158.6	-2.56
BLOCK22	128.0	164.7	-2.46
BLOCK22	132.2	170.8	-0.43
BLOCK23	132.2	170.8	-1.63
BLOCK23	136.4	177.0	-1.81
BLOCK24	136.4	177.0	-0.39
BLOCK24	140.6	183.1	-2.56

```
**MODELOPTs:
CONC                         DFAULT ELEV    FLGPOL

                    *** METEOROLOGICAL DAYS SELECTED FOR PROCESSING ***
                                     (1=YES; 0=NO)

   1 1 1 1 1 1 1 1 1 1  1 1 1 1 1 1 1 1 1 1  1 1 1 1 1 1 1 1 1 1  1 1 1 1 1 1 1 1 1 1  1 1 1 1 1 1 1 1 1 1
   1 1 1 1 1 1 1 1 1 1  1 1 1 1 1 1 1 1 1 1  1 1 1 1 1 1 1 1 1 1  1 1 1 1 1 1 1 1 1 1  1 1 1 1 1 1 1 1 1 1
   1 1 1 1 1 1 1 1 1 1  1 1 1 1 1 1 1 1 1 1  1 1 1 1 1 1 1 1 1 1  1 1 1 1 1 1 1 1 1 1  1 1 1 1 1 1 1 1 1 1
   1 1 1 1 1 1 1 1 1 1  1 1 1 1 1 1 1 1 1 1  1 1 1 1 1 1 1 1 1 1  1 1 1 1 1 1 1 1 1 1  1 1 1 1 1 1 1 1 1 1
   1 1 1 1 1 1 1 1 1 1  1 1 1 1 1 1 1 1 1 1  1 1 1 1 1 1 1 1 1 1  1 1 1 1 1 1 1 1 1 1  1 1 1 1 1 1 1 1 1 1
   1 1 1 1 1 1 1 1 1 1  1 1 1 1 1 1 1 1 1 1  1 1 1 1 1 1 1 1 1 1  1 1 1 1 1 1 1 1 1 1  1 1 1 1 1 1 1 1 1 1
   1 1 1 1 1 1 1 1 1 1  1 1 1 1 1 1 1 1 1 1  1 1 1 1 1 1 1 1 1 1  1 1 1 1 1 1 1 1 1 1  1 1 1 1 1 1 1 1 1 1
   1 1 1 1 1 1 1 1 1 1  1 1 1 1 1 1

         METEOROLOGICAL DATA PROCESSED BETWEEN START DATE:    0    0  0  0
                                             AND END DATE: 9999   99 99 24

      NOTE:  METEOROLOGICAL DATA ACTUALLY PROCESSED WILL ALSO DEPEND ON WHAT IS INCLUDED IN THE DATA FILE.


                 *** UPPER BOUND OF FIRST THROUGH FIFTH WIND SPEED CATEGORIES ***
                                         (METERS/SEC)

                               1.54,   3.09,   5.14,   8.23,  10.80,
```

**MODELOPTs:
CONC DFAULT ELEV FLGPOL

*** UP TO THE FIRST 24 HOURS OF METEOROLOGICAL DATA ***

Surface file: LGAOKX00.SFC
Profile file: LGAOKX00.PFL
Surface format: (3(I2,1X),I3,1X,I2,1X,F6.1,1X,3(F6.3,1X),2(F5.0,1X),F8.1,1X,F6.3,1X,2(F6.2,1X),F7.2,1X,F5.0,3(1X,F6.1))
Profile format: (4(I2,1X),F6.1,1X,I1,1X,F5.0,1X,F7.2,1X,F7.2,1X,F6.1,1X,F7.2)
Surface station no.: 14732 Upper air station no.: 94703
Name: LA Name: BROOKHAVEN
Year: 2000 Year: 2000

First 24 hours of scalar data

YR	MO	DY	JDY	HR	HO	U*	W*	DT/DZ	ZICNV	ZIMCH	M-O LEN	ZO	BOWEN	ALBEDO	REF WS	WD	HT	REF TA	HT
00	01	01	0	01	-59.3	0.510	-9.000	-9.000	-999.	838.	203.6	1.00	1.50	1.00	3.10	241.	9.1	276.4	2.0
00	01	01	1	02	-64.0	0.811	-9.000	-9.000	-999.	1680.	760.2	1.00	1.50	1.00	4.60	218.	9.1	275.9	2.0
00	01	01	1	03	-64.0	0.614	-9.000	-9.000	-999.	1147.	329.1	1.00	1.50	1.00	3.60	214.	9.1	275.9	2.0
00	01	01	1	04	-23.2	0.333	-9.000	-9.000	-999.	529.	145.5	1.00	1.50	1.00	2.10	233.	9.1	275.4	2.0
00	01	01	1	05	-25.8	0.441	-9.000	-9.000	-999.	673.	303.4	1.00	1.50	1.00	2.60	243.	9.1	275.4	2.0
00	01	01	1	06	-20.0	0.342	-9.000	-9.000	-999.	465.	182.2	1.00	1.50	1.00	2.10	232.	9.1	275.4	2.0
00	01	01	1	07	-20.0	0.342	-9.000	-9.000	-999.	460.	182.2	1.00	1.50	1.00	2.10	225.	9.1	275.4	2.0
00	01	01	1	08	-31.4	0.537	-9.000	-9.000	-999.	905.	450.9	1.00	1.50	0.84	3.10	223.	9.1	275.4	2.0
00	01	01	1	09	-17.3	0.643	-9.000	-9.000	-999.	1183.	1403.8	1.00	1.50	0.55	3.60	207.	9.1	275.4	2.0
00	01	01	1	10	14.0	0.480	-9.000	-9.000	-999.	788.	-720.6	1.00	1.50	0.44	2.60	221.	9.1	277.0	2.0
00	01	01	1	11	28.5	0.750	-9.000	-9.000	-999.	1495.	-1356.3	1.00	1.50	0.41	4.10	224.	9.1	277.0	2.0
00	01	01	1	12	78.7	1.133	-9.000	-9.000	-999.	2767.	-1684.3	1.00	1.50	0.39	6.20	196.	9.1	280.9	2.0
00	01	01	1	13	71.5	1.132	-9.000	-9.000	-999.	2769.	-1846.6	1.00	1.50	0.39	6.20	203.	9.1	282.0	2.0
00	01	01	1	14	62.9	1.042	-9.000	-9.000	-999.	2466.	-1638.1	1.00	1.50	0.41	5.70	219.	9.1	282.0	2.0
00	01	01	1	15	34.2	0.930	-9.000	-9.000	-999.	2090.	-2143.8	1.00	1.50	0.45	5.10	192.	9.1	282.0	2.0
00	01	01	1	16	-11.7	0.829	-9.000	-9.000	-999.	1757.	4437.6	1.00	1.50	0.56	4.60	194.	9.1	281.4	2.0
00	01	01	1	17	-64.0	0.714	-9.000	-9.000	-999.	1408.	519.2	1.00	1.50	0.86	4.10	191.	9.1	280.9	2.0
00	01	01	1	18	-45.0	0.411	-9.000	-9.000	-999.	704.	140.2	1.00	1.50	1.00	2.60	197.	9.1	280.4	2.0
00	01	01	1	19	-45.0	0.411	-9.000	-9.000	-999.	607.	140.2	1.00	1.50	1.00	2.60	224.	9.1	280.4	2.0
00	01	01	1	20	-32.5	0.297	-9.000	-9.000	-999.	380.	73.6	1.00	1.50	1.00	2.10	237.	9.1	280.9	2.0
00	01	01	1	21	-64.0	0.614	-9.000	-9.000	-999.	1106.	329.3	1.00	1.50	1.00	3.60	230.	9.1	280.9	2.0
00	01	01	1	22	-46.8	0.407	-9.000	-9.000	-999.	684.	131.7	1.00	1.50	1.00	2.60	232.	9.1	280.4	2.0
00	01	01	1	23	-30.8	0.306	-9.000	-9.000	-999.	397.	85.1	1.00	1.50	1.00	2.10	210.	9.1	280.4	2.0
00	01	01	1	24	-999.0	-9.000	-9.000	-9.000	-999.	-999.	-99999.0	1.00	1.50	1.00	0.00	0.	9.1	280.4	2.0

First hour of profile data

YR	MO	DY	HR	HEIGHT	F	WDIR	WSPD	AMB_TMP	sigmaA	sigmaW	sigmaV
00	01	01	01	9.1	1	241.	3.10	276.5	99.0	-99.00	-99.00

F indicates top of profile (=1) or below (=0)

**MODELOPTs:
CONC DFAULT ELEV FLGPOL

*** THE 1ST HIGHEST 1-HR AVERAGE CONCENTRATION VALUES FOR SOURCE GROUP: ALL ***
INCLUDING SOURCE(S): BLOCK1 , BLOCK2 , BLOCK3 , BLOCK4 , BLOCK5 , BLOCK6 , BLOCK7 ,
BLOCK8 , BLOCK9 , BLOCK10 , BLOCK11 , BLOCK12 , BLOCK13 , BLOCK14 , BLOCK15 , BLOCK16 , BLOCK17 , BLOCK18 , BLOCK19 ,
BLOCK20 , BLOCK21 , BLOCK22 , BLOCK23 , BLOCK24 , BLOCK30 , BLOCK31 , BLOCK32 , BLOCK33 , BLOCK34 , BLOCK35 , . . . ,

*** DISCRETE CARTESIAN RECEPTOR POINTS ***

** CONC OF CO IN MICROGRAMS/M**3 **

X-COORD (M)	Y-COORD (M)	CONC	(YYMMDDHH)	X-COORD (M)	Y-COORD (M)	CONC	(YYMMDDHH)
10.40	-7.10	956.38043	(00110407)	14.60	-1.10	953.88074	(00110407)
18.80	5.00	1178.94507	(00110407)	23.00	11.20	1122.77795	(00110407)
27.20	17.30	1121.03479	(00110407)	31.40	23.50	1130.54443	(00110407)
35.60	29.60	1301.33081	(00110407)	39.80	35.70	1285.88464	(00110407)
44.00	41.90	1180.44873	(00110407)	48.20	48.00	1166.22815	(00110407)
52.40	54.20	1327.36108	(00110407)	56.60	60.30	1299.18445	(00110407)
60.80	66.40	1183.94287	(00110407)	65.00	72.60	1162.00708	(00110407)
69.20	78.70	1314.45056	(00110407)	73.40	84.90	1282.53552	(00110407)
77.60	91.00	1161.07239	(00110407)	81.80	97.20	1157.63257	(00093024)
86.00	103.30	1194.15479	(00093024)	90.20	109.40	1304.30920	(00093024)
94.40	115.60	1160.13989	(00093024)	98.60	121.70	1176.91187	(00093024)
102.80	127.90	1205.32129	(00093024)	107.00	134.00	1309.51172	(00093024)
111.20	140.10	1157.35986	(00093024)	115.40	146.30	1163.02979	(00093024)
119.60	152.40	1177.52612	(00093024)	123.80	158.60	1268.46863	(00093024)
128.00	164.70	1237.79871	(00010702)	132.20	170.80	1068.53992	(00093024)
136.40	177.00	1034.97168	(00093024)	140.60	183.10	1052.01550	(00093024)
144.80	189.30	1067.70630	(00093024)	149.00	195.40	900.99347	(00093024)
153.20	201.60	766.06201	(00093024)	157.40	207.70	659.64246	(00093024)
161.60	213.80	575.31970	(00093024)	165.80	220.00	507.19894	(00093024)
170.00	226.10	452.46945	(00093024)	174.20	232.30	406.86139	(00093024)
178.40	238.40	369.18164	(00093024)	182.60	244.50	337.25763	(00093024)
186.80	250.70	309.55545	(00093024)	191.00	256.80	285.90210	(00093024)
195.20	263.00	264.96097	(00093024)	199.40	269.10	246.79135	(00093024)
203.60	275.30	230.44864	(00093024)	207.80	281.40	217.04887	(00092801)
212.00	287.50	205.32744	(00092801)	216.20	293.70	194.64145	(00092801)
220.40	299.80	184.97980	(00092801)	224.60	306.00	176.09518	(00092801)
228.80	312.10	167.99994	(00092801)	233.00	318.20	160.54877	(00092801)
237.20	324.40	153.62561	(00092801)	241.40	330.50	147.25807	(00092801)
6.20	-13.40	966.85150	(00110407)	2.00	-19.50	807.24493	(00120417)
-2.20	-25.70	694.19421	(00120417)	-6.40	-31.80	605.97400	(00120417)

**MODELOPTs:
CONC DFAULT ELEV FLGPOL

*** THE 2ND HIGHEST 1-HR AVERAGE CONCENTRATION VALUES FOR SOURCE GROUP: ALL ***
INCLUDING SOURCE(S): BLOCK1 , BLOCK2 , BLOCK3 , BLOCK4 , BLOCK5 , BLOCK6 , BLOCK7 ,
BLOCK8 , BLOCK9 , BLOCK10 , BLOCK11 , BLOCK12 , BLOCK13 , BLOCK14 , BLOCK15 , BLOCK16 , BLOCK17 , BLOCK18 , BLOCK19 ,
BLOCK20 , BLOCK21 , BLOCK22 , BLOCK23 , BLOCK24 , BLOCK30 , BLOCK31 , BLOCK32 , BLOCK33 , BLOCK34 , BLOCK35 , . . . ,

*** DISCRETE CARTESIAN RECEPTOR POINTS ***

** CONC OF CO IN MICROGRAMS/M**3 **

X-COORD (M)	Y-COORD (M)	CONC	(YYMMDDHH)	X-COORD (M)	Y-COORD (M)	CONC	(YYMMDDHH)
10.40	-7.10	941.72449	(00120417)	14.60	-1.10	934.98938	(00120902)
18.80	5.00	1150.76025	(00120902)	23.00	11.20	1098.58606	(00120902)
27.20	17.30	1100.53943	(00120902)	31.40	23.50	1107.00342	(00120902)
35.60	29.60	1268.05957	(00120902)	39.80	35.70	1256.14355	(00120902)
44.00	41.90	1154.75818	(00120902)	48.20	48.00	1132.92358	(00120902)
52.40	54.20	1296.45874	(00093006)	56.60	60.30	1273.06458	(00093006)
60.80	66.40	1161.73132	(00093006)	65.00	72.60	1135.58911	(00093006)
69.20	78.70	1300.58228	(00093006)	73.40	84.90	1270.27576	(00093024)
77.60	91.00	1154.74182	(00093006)	81.80	97.20	1148.90356	(00101407)
86.00	103.30	1185.34351	(00101407)	90.20	109.40	1295.27747	(00101407)
94.40	115.60	1150.81030	(00101407)	98.60	121.70	1167.16125	(00101407)
102.80	127.90	1195.56360	(00101407)	107.00	134.00	1299.60706	(00101407)
111.20	140.10	1147.32532	(00101407)	115.40	146.30	1152.58252	(00101407)
119.60	152.40	1167.18311	(00101407)	123.80	158.60	1258.00159	(00101407)
128.00	164.70	1198.90576	(00071301)	132.20	170.80	1057.75842	(00101407)
136.40	177.00	1024.39087	(00101407)	140.60	183.10	1041.57495	(00101407)
144.80	189.30	1057.37756	(00101407)	149.00	195.40	890.16406	(00101407)
153.20	201.60	755.01514	(00101407)	157.40	207.70	648.90527	(00101407)
161.60	213.80	565.20465	(00101407)	165.80	220.00	497.84128	(00101407)
170.00	226.10	443.87314	(00101407)	174.20	232.30	399.00418	(00101407)
178.40	238.40	361.99097	(00101407)	182.60	244.50	330.67105	(00101407)
186.80	250.70	303.52655	(00101407)	191.00	256.80	280.36057	(00101407)
195.20	263.00	260.91595	(00092801)	199.40	269.10	244.64058	(00092801)
203.60	275.30	230.04863	(00092801)	207.80	281.40	216.08876	(00093024)
212.00	287.50	203.20108	(00093024)	216.20	293.70	191.39697	(00093024)
220.40	299.80	180.87488	(00093024)	224.60	306.00	171.14569	(00093024)
228.80	312.10	162.40823	(00093024)	233.00	318.20	154.39775	(00093024)
237.20	324.40	146.90550	(00093024)	241.40	330.50	140.11649	(00093024)
6.20	-13.40	947.52618	(00120902)	2.00	-19.50	807.02777	(00110407)
-2.20	-25.70	686.77441	(00120902)	-6.40	-31.80	596.23193	(00120902)

**MODELOPTs:
CONC DFAULT ELEV FLGPOL

*** THE 1ST HIGHEST 8-HR AVERAGE CONCENTRATION VALUES FOR SOURCE GROUP: ALL ***
INCLUDING SOURCE(S): BLOCK1 , BLOCK2 , BLOCK3 , BLOCK4 , BLOCK5 , BLOCK6 , BLOCK7 ,
BLOCK8 , BLOCK9 , BLOCK10 , BLOCK11 , BLOCK12 , BLOCK13 , BLOCK14 , BLOCK15 , BLOCK16 , BLOCK17 , BLOCK18 , BLOCK19 ,
BLOCK20 , BLOCK21 , BLOCK22 , BLOCK23 , BLOCK24 , BLOCK30 , BLOCK31 , BLOCK32 , BLOCK33 , BLOCK34 , BLOCK35 , . . . ,

*** DISCRETE CARTESIAN RECEPTOR POINTS ***

** CONC OF CO IN MICROGRAMS/M**3 **

X-COORD (M)	Y-COORD (M)	CONC	(YYMMDDHH)	X-COORD (M)	Y-COORD (M)	CONC	(YYMMDDHH)
10.40	-7.10	533.60974c	(00093008)	14.60	-1.10	530.25934c	(00093008)
18.80	5.00	684.88885c	(00093008)	23.00	11.20	652.31531c	(00093008)
27.20	17.30	660.25214c	(00093008)	31.40	23.50	665.40466c	(00093008)
35.60	29.60	783.81201c	(00093008)	39.80	35.70	780.41101c	(00093008)
44.00	41.90	712.50232c	(00093008)	48.20	48.00	702.88934c	(00093008)
52.40	54.20	813.83051c	(00093008)	56.60	60.30	800.86859c	(00093008)
60.80	66.40	727.46790c	(00093008)	65.00	72.60	715.47266c	(00093008)
69.20	78.70	811.26898c	(00093008)	73.40	84.90	801.50293c	(00093008)
77.60	91.00	725.28223c	(00093008)	81.80	97.20	724.08453c	(00101408)
86.00	103.30	741.99902c	(00101408)	90.20	109.40	804.74078c	(00101408)
94.40	115.60	726.36688c	(00101408)	98.60	121.70	731.96051c	(00101408)
102.80	127.90	742.47003c	(00101408)	107.00	134.00	808.88519c	(00101408)
111.20	140.10	716.93158c	(00101408)	115.40	146.30	717.44611c	(00101408)
119.60	152.40	715.42841c	(00101408)	123.80	158.60	772.35175c	(00101408)
128.00	164.70	726.94806c	(00101408)	132.20	170.80	641.24805c	(00101408)
136.40	177.00	603.66559c	(00101408)	140.60	183.10	605.26190c	(00101408)
144.80	189.30	588.52655c	(00101408)	149.00	195.40	511.88928c	(00101408)
153.20	201.60	430.37411c	(00101408)	157.40	207.70	367.85239c	(00101408)
161.60	213.80	319.20267c	(00101408)	165.80	220.00	280.45663c	(00101408)
170.00	226.10	249.48132c	(00101408)	174.20	232.30	223.91591c	(00101408)
178.40	238.40	202.82426c	(00101408)	182.60	244.50	185.03117c	(00101408)
186.80	250.70	169.71228c	(00101408)	191.00	256.80	156.61443c	(00101408)
195.20	263.00	145.10414c	(00101408)	199.40	269.10	135.09094c	(00101408)
203.60	275.30	126.14951c	(00101408)	207.80	281.40	118.26440c	(00101408)
212.00	287.50	111.19936c	(00101408)	216.20	293.70	104.77497c	(00101408)
220.40	299.80	99.02069c	(00101408)	224.60	306.00	93.73880c	(00101408)
228.80	312.10	88.96943c	(00101408)	233.00	318.20	84.60112c	(00101408)
237.20	324.40	80.54598c	(00101408)	241.40	330.50	76.84853c	(00101408)
6.20	-13.40	525.86725c	(00093008)	2.00	-19.50	427.87061c	(00110408)
-2.20	-25.70	358.68527c	(00110408)	-6.40	-31.80	306.85214c	(00110408)

**MODELOPTs:
CONC DFAULT ELEV FLGPOL

*** THE 2ND HIGHEST 8-HR AVERAGE CONCENTRATION VALUES FOR SOURCE GROUP: ALL ***
INCLUDING SOURCE(S): BLOCK1 , BLOCK2 , BLOCK3 , BLOCK4 , BLOCK5 , BLOCK6 , BLOCK7 ,
BLOCK8 , BLOCK9 , BLOCK10 , BLOCK11 , BLOCK12 , BLOCK13 , BLOCK14 , BLOCK15 , BLOCK16 , BLOCK17 , BLOCK18 , BLOCK19 ,
BLOCK20 , BLOCK21 , BLOCK22 , BLOCK23 , BLOCK24 , BLOCK30 , BLOCK31 , BLOCK32 , BLOCK33 , BLOCK34 , BLOCK35 , . . . ,

*** DISCRETE CARTESIAN RECEPTOR POINTS ***

** CONC OF CO IN MICROGRAMS/M**3 **

X-COORD (M)	Y-COORD (M)	CONC	(YYMMDDHH)	X-COORD (M)	Y-COORD (M)	CONC	(YYMMDDHH)
10.40	-7.10	521.31140c	(00110408)	14.60	-1.10	524.75977c	(00110408)
18.80	5.00	661.95123c	(00110408)	23.00	11.20	641.66266c	(00110408)
27.20	17.30	652.27325c	(00110408)	31.40	23.50	665.21075c	(00110408)
35.60	29.60	759.48151c	(00110408)	39.80	35.70	764.28931c	(00110408)
44.00	41.90	701.40503c	(00110408)	48.20	48.00	697.56641c	(00110408)
52.40	54.20	784.50690c	(00110408)	56.60	60.30	779.33282c	(00110408)
60.80	66.40	710.56689c	(00110408)	65.00	72.60	701.84888c	(00110408)
69.20	78.70	780.55817c	(00101408)	73.40	84.90	790.20001c	(00101408)
77.60	91.00	714.10211c	(00101408)	81.80	97.20	707.66180c	(00093008)
86.00	103.30	690.76270c	(00093008)	90.20	109.40	784.77502c	(00093008)
94.40	115.60	706.27258c	(00093008)	98.60	121.70	680.06201c	(00093008)
102.80	127.90	668.96747c	(00082608)	107.00	134.00	743.69977c	(00093008)
111.20	140.10	656.07263c	(00082608)	115.40	146.30	643.51971c	(00082608)
119.60	152.40	631.72131	(00071308)	123.80	158.60	697.72034	(00071308)
128.00	164.70	685.61578	(00071308)	132.20	170.80	556.72040	(00071308)
136.40	177.00	523.07312	(00071308)	140.60	183.10	527.88696	(00071308)
144.80	189.30	518.86200	(00071308)	149.00	195.40	399.08411	(00071308)
153.20	201.60	311.67712	(00071308)	157.40	207.70	260.74350	(00110324)
161.60	213.80	223.87881	(00110324)	165.80	220.00	195.12158	(00110324)
170.00	226.10	172.50079	(00110324)	174.20	232.30	154.05081	(00110324)
178.40	238.40	138.97067	(00110324)	182.60	244.50	126.34147	(00110324)
186.80	250.70	115.53741	(00110324)	191.00	256.80	106.34202	(00110324)
195.20	263.00	98.30000	(00110324)	199.40	269.10	91.32455	(00110324)
203.60	275.30	85.12013	(00110324)	207.80	281.40	79.65896	(00110324)
212.00	287.50	74.77763	(00110324)	216.20	293.70	70.35330	(00110324)
220.40	299.80	66.39378	(00110324)	224.60	306.00	62.77039	(00110324)
228.80	312.10	59.49959	(00110324)	233.00	318.20	56.50837	(00110324)
237.20	324.40	53.73957	(00110324)	241.40	330.50	51.21434	(00110324)
6.20	-13.40	518.13879c	(00110408)	2.00	-19.50	415.92917c	(00093008)
-2.20	-25.70	335.76874c	(00093008)	-6.40	-31.80	278.53235c	(00093008)

**MODELOPTs:
CONC DFAULT ELEV FLGPOL

*** THE MAXIMUM 10 1-HR AVERAGE CONCENTRATION VALUES FOR SOURCE GROUP: ALL ***
INCLUDING SOURCE(S): BLOCK1 , BLOCK2 , BLOCK3 , BLOCK4 , BLOCK5 , BLOCK6 , BLOCK7 ,
BLOCK8 , BLOCK9 , BLOCK10 , BLOCK11 , BLOCK12 , BLOCK13 , BLOCK14 , BLOCK15 , BLOCK16 , BLOCK17 , BLOCK18 , BLOCK19 ,
BLOCK20 , BLOCK21 , BLOCK22 , BLOCK23 , BLOCK24 , BLOCK30 , BLOCK31 , BLOCK32 , BLOCK33 , BLOCK34 , BLOCK35 , . . . ,

** CONC OF CO IN MICROGRAMS/M**3 **

RANK	CONC	(YYMMDDHH)	AT	RECEPTOR (XR,YR)		OF TYPE	RANK	CONC	(YYMMDDHH)	AT	RECEPTOR (XR,YR)		OF TYPE
1.	1327.36108	(00110407)	AT (	52.40,	54.20)	DC	6.	1300.58228	(00093006)	AT (	69.20,	78.70)	DC
2.	1314.45056	(00110407)	AT (	69.20,	78.70)	DC	7.	1299.60706	(00101407)	AT (	107.00,	134.00)	DC
3.	1309.51172	(00093024)	AT (	107.00,	134.00)	DC	8.	1299.18445	(00110407)	AT (	56.60,	60.30)	DC
4.	1304.30920	(00093024)	AT (	90.20,	109.40)	DC	9.	1296.45874	(00093006)	AT (	52.40,	54.20)	DC
5.	1301.33081	(00110407)	AT (	35.60,	29.60)	DC	10.	1295.27747	(00101407)	AT (	90.20,	109.40)	DC

*** RECEPTOR TYPES: GC = GRIDCART
GP = GRIDPOLR
DC = DISCCART
DP = DISCPOLR

**MODELOPTs:
CONC DFAULT ELEV FLGPOL

*** THE MAXIMUM 10 8-HR AVERAGE CONCENTRATION VALUES FOR SOURCE GROUP: ALL ***
INCLUDING SOURCE(S): BLOCK1 , BLOCK2 , BLOCK3 , BLOCK4 , BLOCK5 , BLOCK6 , BLOCK7 ,
BLOCK8 , BLOCK9 , BLOCK10 , BLOCK11 , BLOCK12 , BLOCK13 , BLOCK14 , BLOCK15 , BLOCK16 , BLOCK17 , BLOCK18 , BLOCK19 ,
BLOCK20 , BLOCK21 , BLOCK22 , BLOCK23 , BLOCK24 , BLOCK30 , BLOCK31 , BLOCK32 , BLOCK33 , BLOCK34 , BLOCK35 , . . . ,

** CONC OF CO IN MICROGRAMS/M**3 **

RANK	CONC	(YYMMDDHH)	AT	RECEPTOR (XR,YR)	OF TYPE	RANK	CONC	(YYMMDDHH)	AT	RECEPTOR (XR,YR)	OF TYPE
1.	813.83051c	(00093008)	AT (	52.40, 54.20)	DC	6.	800.86859c	(00093008)	AT (	56.60, 60.30)	DC
2.	811.26898c	(00093008)	AT (	69.20, 78.70)	DC	7.	790.20001c	(00101408)	AT (	73.40, 84.90)	DC
3.	808.88519c	(00101408)	AT (	107.00, 134.00)	DC	8.	784.77502c	(00093008)	AT (	90.20, 109.40)	DC
4.	804.74078c	(00101408)	AT (	90.20, 109.40)	DC	9.	784.50690c	(00110408)	AT (	52.40, 54.20)	DC
5.	801.50293c	(00093008)	AT (	73.40, 84.90)	DC	10.	783.81201c	(00093008)	AT (	35.60, 29.60)	DC

*** RECEPTOR TYPES: GC = GRIDCART
GP = GRIDPOLR
DC = DISCCART
DP = DISCPOLR

**MODELOPTs:
CONC DFAULT ELEV FLGPOL

*** THE SUMMARY OF HIGHEST 1-HR RESULTS ***

** CONC OF CO IN MICROGRAMS/M**3 **

GROUP ID		AVERAGE CONC	DATE (YYMMDDHH)	RECEPTOR (XR, YR, ZELEV, ZHILL, ZFLAG)	NETWORK OF TYPE	GRID-ID
ALL	HIGH 1ST HIGH VALUE IS	1327.36108	ON 00110407:	AT (52.40, 54.20, 0.00, 0.00, 1.80)	DC	
	HIGH 2ND HIGH VALUE IS	1300.58228	ON 00093006:	AT (69.20, 78.70, 0.00, 0.00, 1.80)	DC	

*** RECEPTOR TYPES: GC = GRIDCART
GP = GRIDPOLR
DC = DISCCART
DP = DISCPOLR

*** THE SUMMARY OF HIGHEST 8-HR RESULTS ***

** CONC OF CO IN MICROGRAMS/M**3 **

GROUP ID		AVERAGE CONC	DATE (YYMMDDHH)	RECEPTOR (XR, YR, ZELEV, ZHILL, ZFLAG)	NETWORK OF TYPE	GRID-ID
ALL	HIGH 1ST HIGH VALUE IS	813.83051c	ON 00093008:	AT (52.40, 54.20, 0.00, 0.00, 1.80)	DC	
	HIGH 2ND HIGH VALUE IS	790.20001c	ON 00101408:	AT (73.40, 84.90, 0.00, 0.00, 1.80)	DC	

*** RECEPTOR TYPES: GC = GRIDCART
GP = GRIDPOLR
DC = DISCCART
DP = DISCPOLR

**MODELOPTs:
CONC   DFAULT ELEV   FLGPOL

*** Message Summary : AERMOD Model Execution ***

--------- Summary of Total Messages --------

A Total of   0 Fatal Error Message(s)
A Total of   61 Warning Message(s)
A Total of   318 Informational Message(s)

A Total of   301 Calm Hours Identified

A Total of   17 Missing Hours Identified (0.19 Percent)

******** FATAL ERROR MESSAGES ********
           *** NONE ***

********   WARNING MESSAGES   ********
CO W206   3 MODOPT:Regulatory DFAULT Overrides Non-DFAULT Option For FLAT
RE W228   130 DISCAR:Default(s) Used for Missing Parameters on Keyword DISCCART
RE W228   131 DISCAR:Default(s) Used for Missing Parameters on Keyword DISCCART
RE W228   132 DISCAR:Default(s) Used for Missing Parameters on Keyword DISCCART
RE W228   133 DISCAR:Default(s) Used for Missing Parameters on Keyword DISCCART
RE W228   134 DISCAR:Default(s) Used for Missing Parameters on Keyword DISCCART
RE W228   135 DISCAR:Default(s) Used for Missing Parameters on Keyword DISCCART
RE W228   136 DISCAR:Default(s) Used for Missing Parameters on Keyword DISCCART
RE W228   137 DISCAR:Default(s) Used for Missing Parameters on Keyword DISCCART
RE W228   138 DISCAR:Default(s) Used for Missing Parameters on Keyword DISCCART
RE W228   139 DISCAR:Default(s) Used for Missing Parameters on Keyword DISCCART
RE W228   140 DISCAR:Default(s) Used for Missing Parameters on Keyword DISCCART
RE W228   141 DISCAR:Default(s) Used for Missing Parameters on Keyword DISCCART
RE W228   142 DISCAR:Default(s) Used for Missing Parameters on Keyword DISCCART
RE W228   143 DISCAR:Default(s) Used for Missing Parameters on Keyword DISCCART
RE W228   144 DISCAR:Default(s) Used for Missing Parameters on Keyword DISCCART
RE W228   145 DISCAR:Default(s) Used for Missing Parameters on Keyword DISCCART
RE W228   146 DISCAR:Default(s) Used for Missing Parameters on Keyword DISCCART
RE W228   147 DISCAR:Default(s) Used for Missing Parameters on Keyword DISCCART
RE W228   148 DISCAR:Default(s) Used for Missing Parameters on Keyword DISCCART
RE W228   149 DISCAR:Default(s) Used for Missing Parameters on Keyword DISCCART
RE W228   150 DISCAR:Default(s) Used for Missing Parameters on Keyword DISCCART
RE W228   151 DISCAR:Default(s) Used for Missing Parameters on Keyword DISCCART
RE W228   152 DISCAR:Default(s) Used for Missing Parameters on Keyword DISCCART
RE W228   153 DISCAR:Default(s) Used for Missing Parameters on Keyword DISCCART
RE W228   154 DISCAR:Default(s) Used for Missing Parameters on Keyword DISCCART
RE W228   155 DISCAR:Default(s) Used for Missing Parameters on Keyword DISCCART
RE W228   156 DISCAR:Default(s) Used for Missing Parameters on Keyword DISCCART
RE W228   157 DISCAR:Default(s) Used for Missing Parameters on Keyword DISCCART
RE W228   158 DISCAR:Default(s) Used for Missing Parameters on Keyword DISCCART
RE W228   159 DISCAR:Default(s) Used for Missing Parameters on Keyword DISCCART
RE W228   160 DISCAR:Default(s) Used for Missing Parameters on Keyword DISCCART
RE W228   161 DISCAR:Default(s) Used for Missing Parameters on Keyword DISCCART
RE W228   162 DISCAR:Default(s) Used for Missing Parameters on Keyword DISCCART
RE W228   163 DISCAR:Default(s) Used for Missing Parameters on Keyword DISCCART

```
RE W228   164 DISCAR:Default(s) Used for Missing Parameters on Keyword  DISCCART
RE W228   165 DISCAR:Default(s) Used for Missing Parameters on Keyword  DISCCART
RE W228   166 DISCAR:Default(s) Used for Missing Parameters on Keyword  DISCCART
RE W228   167 DISCAR:Default(s) Used for Missing Parameters on Keyword  DISCCART
RE W228   168 DISCAR:Default(s) Used for Missing Parameters on Keyword  DISCCART
RE W228   169 DISCAR:Default(s) Used for Missing Parameters on Keyword  DISCCART
RE W228   170 DISCAR:Default(s) Used for Missing Parameters on Keyword  DISCCART
RE W228   171 DISCAR:Default(s) Used for Missing Parameters on Keyword  DISCCART
RE W228   172 DISCAR:Default(s) Used for Missing Parameters on Keyword  DISCCART
RE W228   173 DISCAR:Default(s) Used for Missing Parameters on Keyword  DISCCART
RE W228   174 DISCAR:Default(s) Used for Missing Parameters on Keyword  DISCCART
RE W228   175 DISCAR:Default(s) Used for Missing Parameters on Keyword  DISCCART
RE W228   176 DISCAR:Default(s) Used for Missing Parameters on Keyword  DISCCART
RE W228   177 DISCAR:Default(s) Used for Missing Parameters on Keyword  DISCCART
RE W228   178 DISCAR:Default(s) Used for Missing Parameters on Keyword  DISCCART
RE W228   179 DISCAR:Default(s) Used for Missing Parameters on Keyword  DISCCART
RE W228   180 DISCAR:Default(s) Used for Missing Parameters on Keyword  DISCCART
RE W228   181 DISCAR:Default(s) Used for Missing Parameters on Keyword  DISCCART
RE W228   182 DISCAR:Default(s) Used for Missing Parameters on Keyword  DISCCART
RE W228   183 DISCAR:Default(s) Used for Missing Parameters on Keyword  DISCCART
RE W228   184 DISCAR:Default(s) Used for Missing Parameters on Keyword  DISCCART
RE W228   185 DISCAR:Default(s) Used for Missing Parameters on Keyword  DISCCART
RE W228   186 DISCAR:Default(s) Used for Missing Parameters on Keyword  DISCCART
RE W228   187 DISCAR:Default(s) Used for Missing Parameters on Keyword  DISCCART
RE W228   188 DISCAR:Default(s) Used for Missing Parameters on Keyword  DISCCART
RE W228   189 DISCAR:Default(s) Used for Missing Parameters on Keyword  DISCCART

   ************************************
   *** AERMOD Finishes Successfully ***
   ************************************
```

```
CO STARTING
   TITLEONE  HSS FDR 68-71St Platform-No-Build Condition
   MODELOPT  CONC DFAULT  FLAT
   AVERTIME  1  8
   POLLUTID  CO
   RUNORNOT  RUN
   URBANOPT  1500000
   ERRORFIL  ERRORS.OUT
   FLAGPOLE  1.8
CO FINISHED

SO STARTING
** Source Location              X      Y      Z
** Parameters:                 -----  -----  ----
** FDR Northbound
   LOCATION  BLOCK1   VOLUME    7.3    0.7   0.
   LOCATION  BLOCK2   VOLUME   12.8    8.8   0.
   LOCATION  BLOCK3   VOLUME   18.3   16.9   0.
   LOCATION  BLOCK4   VOLUME   23.9   24.9   0.
   LOCATION  BLOCK5   VOLUME   29.4   33.0   0.
   LOCATION  BLOCK6   VOLUME   34.9   41.0   0.
   LOCATION  BLOCK7   VOLUME   40.4   49.1   0.
   LOCATION  BLOCK8   VOLUME   45.9   57.1   0.
   LOCATION  BLOCK9   VOLUME   51.4   65.2   0.
   LOCATION  BLOCK10  VOLUME   56.9   73.3   0.
   LOCATION  BLOCK11  VOLUME   62.4   81.3   0.
   LOCATION  BLOCK12  VOLUME   67.9   89.4   0.
   LOCATION  BLOCK13  VOLUME   73.5   97.4   0.
   LOCATION  BLOCK14  VOLUME   79.0  105.5   0.
   LOCATION  BLOCK15  VOLUME   84.5  113.5   0.
   LOCATION  BLOCK16  VOLUME   90.0  121.6   0.
   LOCATION  BLOCK17  VOLUME   95.5  129.6   0.
   LOCATION  BLOCK18  VOLUME  101.0  137.7   0.
   LOCATION  BLOCK19  VOLUME  106.5  145.8   0.
   LOCATION  BLOCK20  VOLUME  112.0  153.8   0.
   LOCATION  BLOCK21  VOLUME  117.5  161.9   0.
   LOCATION  BLOCK22  VOLUME  123.0  169.9   0.
   LOCATION  BLOCK23  VOLUME  128.6  178.0   0.
   LOCATION  BLOCK24  VOLUME  134.1  186.0   0.

** FDR Southbound
   LOCATION  BLOCK30  VOLUME   -1.8    7.3   0.
   LOCATION  BLOCK31  VOLUME    3.7   15.4   0.
   LOCATION  BLOCK32  VOLUME    9.2   23.4   0.
   LOCATION  BLOCK33  VOLUME   14.7   31.5   0.
   LOCATION  BLOCK34  VOLUME   20.2   39.5   0.
   LOCATION  BLOCK35  VOLUME   25.7   47.6   0.
   LOCATION  BLOCK36  VOLUME   31.2   55.6   0.
   LOCATION  BLOCK37  VOLUME   36.8   63.7   0.
   LOCATION  BLOCK38  VOLUME   42.3   71.8   0.
   LOCATION  BLOCK39  VOLUME   47.8   79.8   0.
   LOCATION  BLOCK40  VOLUME   53.3   87.9   0.
   LOCATION  BLOCK41  VOLUME   58.8   95.9   0.
   LOCATION  BLOCK42  VOLUME   64.3  104.0   0.
   LOCATION  BLOCK43  VOLUME   69.8  112.0   0.
   LOCATION  BLOCK44  VOLUME   75.3  120.1   0.
   LOCATION  BLOCK45  VOLUME   80.8  128.2   0.
   LOCATION  BLOCK46  VOLUME   86.4  136.2   0.
   LOCATION  BLOCK47  VOLUME   91.9  144.3   0.
```

```
   LOCATION   BLOCK48   VOLUME   97.4   152.3   0.
   LOCATION   BLOCK49   VOLUME  102.9   160.4   0.
   LOCATION   BLOCK50   VOLUME  108.4   168.4   0.
   LOCATION   BLOCK51   VOLUME  113.9   176.5   0.
   LOCATION   BLOCK52   VOLUME  119.4   184.6   0.
   LOCATION   BLOCK53   VOLUME  124.9   192.6   0.
   URBANSRC BLOCK1-BLOCK24
   URBANSRC BLOCK30-BLOCK53

** Volume Source        Rate   Height    Sy    Sz
** Parameters:          ------  -----   -----  -----
** FDR Northbound
   SRCPARAM   BLOCK1   0.0403   2.6     4.5   2.4
   SRCPARAM   BLOCK2   0.0403   2.6     4.5   2.4
   SRCPARAM   BLOCK3   0.0403   2.6     4.5   2.4
   SRCPARAM   BLOCK4   0.0403   2.6     4.5   2.4
   SRCPARAM   BLOCK5   0.0403   2.6     4.5   2.4
   SRCPARAM   BLOCK6   0.0403   2.6     4.5   2.4
   SRCPARAM   BLOCK7   0.0403   2.6     4.5   2.4
   SRCPARAM   BLOCK8   0.0403   2.6     4.5   2.4
   SRCPARAM   BLOCK9   0.0403   2.6     4.5   2.4
   SRCPARAM   BLOCK10  0.0403   2.6     4.5   2.4
   SRCPARAM   BLOCK11  0.0403   2.6     4.5   2.4
   SRCPARAM   BLOCK12  0.0403   2.6     4.5   2.4
   SRCPARAM   BLOCK13  0.0403   2.6     4.5   2.4
   SRCPARAM   BLOCK14  0.0403   2.6     4.5   2.4
   SRCPARAM   BLOCK15  0.0403   2.6     4.5   2.4
   SRCPARAM   BLOCK16  0.0403   2.6     4.5   2.4
   SRCPARAM   BLOCK17  0.0403   2.6     4.5   2.4
   SRCPARAM   BLOCK18  0.0403   2.6     4.5   2.4
   SRCPARAM   BLOCK19  0.0403   2.6     4.5   2.4
   SRCPARAM   BLOCK20  0.0403   2.6     4.5   2.4
   SRCPARAM   BLOCK21  0.0403   2.6     4.5   2.4
   SRCPARAM   BLOCK22  0.0403   2.6     4.5   2.4
   SRCPARAM   BLOCK23  0.0403   2.6     4.5   2.4
   SRCPARAM   BLOCK24  0.0403   2.6     4.5   2.4

** FDR Southbound with Service Road addition
   SRCPARAM   BLOCK30  0.0441   2.6     4.5   2.4
   SRCPARAM   BLOCK31  0.0441   2.6     4.5   2.4
   SRCPARAM   BLOCK32  0.0441   2.6     4.5   2.4
   SRCPARAM   BLOCK33  0.0441   2.6     4.5   2.4
   SRCPARAM   BLOCK34  0.0441   2.6     4.5   2.4
   SRCPARAM   BLOCK35  0.0441   2.6     4.5   2.4
   SRCPARAM   BLOCK36  0.0441   2.6     4.5   2.4
   SRCPARAM   BLOCK37  0.0441   2.6     4.5   2.4
   SRCPARAM   BLOCK38  0.0441   2.6     4.5   2.4
   SRCPARAM   BLOCK39  0.0441   2.6     4.5   2.4
   SRCPARAM   BLOCK40  0.0441   2.6     4.5   2.4
   SRCPARAM   BLOCK41  0.0441   2.6     4.5   2.4
   SRCPARAM   BLOCK42  0.0441   2.6     4.5   2.4
   SRCPARAM   BLOCK43  0.0441   2.6     4.5   2.4
   SRCPARAM   BLOCK44  0.0441   2.6     4.5   2.4
   SRCPARAM   BLOCK45  0.0441   2.6     4.5   2.4
   SRCPARAM   BLOCK46  0.0441   2.6     4.5   2.4
   SRCPARAM   BLOCK47  0.0441   2.6     4.5   2.4
   SRCPARAM   BLOCK48  0.0441   2.6     4.5   2.4
   SRCPARAM   BLOCK49  0.0441   2.6     4.5   2.4
   SRCPARAM   BLOCK50  0.0441   2.6     4.5   2.4
```

```
   SRCPARAM  BLOCK51  0.0441   2.6     4.5   2.4
   SRCPARAM  BLOCK52  0.0441   2.6     4.5   2.4
   SRCPARAM  BLOCK53  0.0441   2.6     4.5   2.4

   SRCGROUP  ALL
SO FINISHED

RE STARTING
   ELEVUNIT METERS
** Receptor     X             Y
** Location  ------    ------
   DISCCART     10.4      -7.1
   DISCCART     14.6      -1.1
   DISCCART     18.8       5.0
   DISCCART     23.0      11.2
   DISCCART     27.2      17.3
   DISCCART     31.4      23.5
   DISCCART     35.6      29.6
   DISCCART     39.8      35.7
   DISCCART     44.0      41.9
   DISCCART     48.2      48.0
   DISCCART     52.4      54.2
   DISCCART     56.6      60.3
   DISCCART     60.8      66.4
   DISCCART     65.0      72.6
   DISCCART     69.2      78.7
   DISCCART     73.4      84.9
   DISCCART     77.6      91.0
   DISCCART     81.8      97.2
   DISCCART     86.0     103.3
   DISCCART     90.2     109.4
   DISCCART     94.4     115.6
   DISCCART     98.6     121.7
   DISCCART    102.8     127.9
   DISCCART    107.0     134.0
   DISCCART    111.2     140.1
   DISCCART    115.4     146.3
   DISCCART    119.6     152.4
   DISCCART    123.8     158.6
   DISCCART    128.0     164.7
   DISCCART    132.2     170.8
   DISCCART    136.4     177.0
   DISCCART    140.6     183.1
   DISCCART    144.8     189.3
   DISCCART    149.0     195.4
   DISCCART    153.2     201.6
   DISCCART    157.4     207.7
   DISCCART    161.6     213.8
   DISCCART    165.8     220.0
   DISCCART    170.0     226.1
   DISCCART    174.2     232.3
   DISCCART    178.4     238.4
   DISCCART    182.6     244.5
   DISCCART    186.8     250.7
   DISCCART    191.0     256.8
   DISCCART    195.2     263.0
   DISCCART    199.4     269.1
   DISCCART    203.6     275.3
   DISCCART    207.8     281.4
```

```
   DISCCART   212.0    287.5
   DISCCART   216.2    293.7
   DISCCART   220.4    299.8
   DISCCART   224.6    306.0
   DISCCART   228.8    312.1
   DISCCART   233.0    318.2
   DISCCART   237.2    324.4
   DISCCART   241.4    330.5
   DISCCART     6.2    -13.4
   DISCCART     2.0    -19.5
   DISCCART    -2.2    -25.7
   DISCCART    -6.4    -31.8

RE FINISHED

ME STARTING
   SURFFILE  LGAOKX01.SFC
   PROFFILE  LGAOKX01.PFL
   SURFDATA  14732  2001  LA GUARDIA
   UAIRDATA  94703  2001  BROOKHAVEN
   PROFBASE  0.0
ME FINISHED

OU STARTING
   RECTABLE  ALLAVE  FIRST-SECOND
   MAXTABLE  ALLAVE  10
OU FINISHED


 *** Message Summary For AERMOD Model Setup ***

 --------- Summary of Total Messages --------

A Total of            0 Fatal Error Message(s)
A Total of           61 Warning Message(s)
A Total of            0 Informational Message(s)


   ******** FATAL ERROR MESSAGES ********
              ***  NONE  ***


   ********   WARNING MESSAGES   ********
CO W206     3 MODOPT:Regulatory DFAULT Overrides Non-DFAULT Option For  FLAT
RE W228   130 DISCAR:Default(s) Used for Missing Parameters on Keyword  DISCCART
RE W228   131 DISCAR:Default(s) Used for Missing Parameters on Keyword  DISCCART
RE W228   132 DISCAR:Default(s) Used for Missing Parameters on Keyword  DISCCART
RE W228   133 DISCAR:Default(s) Used for Missing Parameters on Keyword  DISCCART
RE W228   134 DISCAR:Default(s) Used for Missing Parameters on Keyword  DISCCART
RE W228   135 DISCAR:Default(s) Used for Missing Parameters on Keyword  DISCCART
RE W228   136 DISCAR:Default(s) Used for Missing Parameters on Keyword  DISCCART
RE W228   137 DISCAR:Default(s) Used for Missing Parameters on Keyword  DISCCART
RE W228   138 DISCAR:Default(s) Used for Missing Parameters on Keyword  DISCCART
RE W228   139 DISCAR:Default(s) Used for Missing Parameters on Keyword  DISCCART
RE W228   140 DISCAR:Default(s) Used for Missing Parameters on Keyword  DISCCART
RE W228   141 DISCAR:Default(s) Used for Missing Parameters on Keyword  DISCCART
RE W228   142 DISCAR:Default(s) Used for Missing Parameters on Keyword  DISCCART
RE W228   143 DISCAR:Default(s) Used for Missing Parameters on Keyword  DISCCART
RE W228   144 DISCAR:Default(s) Used for Missing Parameters on Keyword  DISCCART
```

```
RE W228   145 DISCAR:Default(s) Used for Missing Parameters on Keyword  DISCCART
RE W228   146 DISCAR:Default(s) Used for Missing Parameters on Keyword  DISCCART
RE W228   147 DISCAR:Default(s) Used for Missing Parameters on Keyword  DISCCART
RE W228   148 DISCAR:Default(s) Used for Missing Parameters on Keyword  DISCCART
RE W228   149 DISCAR:Default(s) Used for Missing Parameters on Keyword  DISCCART
RE W228   150 DISCAR:Default(s) Used for Missing Parameters on Keyword  DISCCART
RE W228   151 DISCAR:Default(s) Used for Missing Parameters on Keyword  DISCCART
RE W228   152 DISCAR:Default(s) Used for Missing Parameters on Keyword  DISCCART
RE W228   153 DISCAR:Default(s) Used for Missing Parameters on Keyword  DISCCART
RE W228   154 DISCAR:Default(s) Used for Missing Parameters on Keyword  DISCCART
RE W228   155 DISCAR:Default(s) Used for Missing Parameters on Keyword  DISCCART
RE W228   156 DISCAR:Default(s) Used for Missing Parameters on Keyword  DISCCART
RE W228   157 DISCAR:Default(s) Used for Missing Parameters on Keyword  DISCCART
RE W228   158 DISCAR:Default(s) Used for Missing Parameters on Keyword  DISCCART
RE W228   159 DISCAR:Default(s) Used for Missing Parameters on Keyword  DISCCART
RE W228   160 DISCAR:Default(s) Used for Missing Parameters on Keyword  DISCCART
RE W228   161 DISCAR:Default(s) Used for Missing Parameters on Keyword  DISCCART
RE W228   162 DISCAR:Default(s) Used for Missing Parameters on Keyword  DISCCART
RE W228   163 DISCAR:Default(s) Used for Missing Parameters on Keyword  DISCCART
RE W228   164 DISCAR:Default(s) Used for Missing Parameters on Keyword  DISCCART
RE W228   165 DISCAR:Default(s) Used for Missing Parameters on Keyword  DISCCART
RE W228   166 DISCAR:Default(s) Used for Missing Parameters on Keyword  DISCCART
RE W228   167 DISCAR:Default(s) Used for Missing Parameters on Keyword  DISCCART
RE W228   168 DISCAR:Default(s) Used for Missing Parameters on Keyword  DISCCART
RE W228   169 DISCAR:Default(s) Used for Missing Parameters on Keyword  DISCCART
RE W228   170 DISCAR:Default(s) Used for Missing Parameters on Keyword  DISCCART
RE W228   171 DISCAR:Default(s) Used for Missing Parameters on Keyword  DISCCART
RE W228   172 DISCAR:Default(s) Used for Missing Parameters on Keyword  DISCCART
RE W228   173 DISCAR:Default(s) Used for Missing Parameters on Keyword  DISCCART
RE W228   174 DISCAR:Default(s) Used for Missing Parameters on Keyword  DISCCART
RE W228   175 DISCAR:Default(s) Used for Missing Parameters on Keyword  DISCCART
RE W228   176 DISCAR:Default(s) Used for Missing Parameters on Keyword  DISCCART
RE W228   177 DISCAR:Default(s) Used for Missing Parameters on Keyword  DISCCART
RE W228   178 DISCAR:Default(s) Used for Missing Parameters on Keyword  DISCCART
RE W228   179 DISCAR:Default(s) Used for Missing Parameters on Keyword  DISCCART
RE W228   180 DISCAR:Default(s) Used for Missing Parameters on Keyword  DISCCART
RE W228   181 DISCAR:Default(s) Used for Missing Parameters on Keyword  DISCCART
RE W228   182 DISCAR:Default(s) Used for Missing Parameters on Keyword  DISCCART
RE W228   183 DISCAR:Default(s) Used for Missing Parameters on Keyword  DISCCART
RE W228   184 DISCAR:Default(s) Used for Missing Parameters on Keyword  DISCCART
RE W228   185 DISCAR:Default(s) Used for Missing Parameters on Keyword  DISCCART
RE W228   186 DISCAR:Default(s) Used for Missing Parameters on Keyword  DISCCART
RE W228   187 DISCAR:Default(s) Used for Missing Parameters on Keyword  DISCCART
RE W228   188 DISCAR:Default(s) Used for Missing Parameters on Keyword  DISCCART
RE W228   189 DISCAR:Default(s) Used for Missing Parameters on Keyword  DISCCART

**********************************
*** SETUP Finishes Successfully ***
**********************************
```

**MODELOPTs:
CONC DFAULT ELEV FLGPOL

*** MODEL SETUP OPTIONS SUMMARY ***

**Model Is Setup For Calculation of Average CONCentration Values.

-- DEPOSITION LOGIC --
**Model Uses NO DRY DEPLETION. DDPLETE = F
**Model Uses NO WET DEPLETION. WDPLETE = F
**NO GAS DRY DEPOSITION Data Provided.

**Model Uses URBAN Dispersion Algorithm for the SBL for 48 Source(s).
The Urban Population = 1500000.0 ; Urban Roughness Length = 1.000 m

**Model Uses Regulatory DEFAULT Options:
1. Stack-tip Downwash.
2. Model Accounts for ELEVated Terrain Effects.
3. Use Calms Processing Routine.
4. Use Missing Data Processing Routine.
5. "Upper Bound" Values for Supersquat Buildings.
6. No Exponential Decay for URBAN/Non-SO2

**Model Accepts FLAGPOLE Receptor Heights.

**Model Calculates 2 Short Term Average(s) of: 1-HR 8-HR

**This Run Includes: 48 Source(s); 1 Source Group(s); and 60 Receptor(s)

**The Model Assumes A Pollutant Type of: CO

**Model Set To Continue RUNning After the Setup Testing.

**Output Options Selected:
Model Outputs Tables of Highest Short Term Values by Receptor (RECTABLE Keyword)
Model Outputs Tables of Overall Maximum Short Term Values (MAXTABLE Keyword)

**NOTE: The Following Flags May Appear Following CONC Values: c for Calm Hours
m for Missing Hours
b for Both Calm and Missing Hours

**Misc. Inputs: Base Elev. for Pot. Temp. Profile (m MSL) = 0.00 ; Decay Coef. = 0.000 ; Rot. Angle = 0.0
Emission Units = GRAMS/SEC ; Emission Rate Unit Factor = 0.10000E+07
Output Units = MICROGRAMS/M**3

**Approximate Storage Requirements of Model = 1.3 MB of RAM.

**Detailed Error/Message File: ERRORS.OUT

**MODELOPTs:
CONC DFAULT ELEV FLGPOL

*** VOLUME SOURCE DATA ***

SOURCE ID	NUMBER PART. CATS.	EMISSION RATE (GRAMS/SEC)	X (METERS)	Y (METERS)	BASE ELEV. (METERS)	RELEASE HEIGHT (METERS)	INIT. SY (METERS)	INIT. SZ (METERS)	URBAN SOURCE	EMISSION RATE SCALAR VARY BY
BLOCK1	0	0.40300E-01	7.3	0.7	0.0	2.60	4.50	2.40	YES	
BLOCK2	0	0.40300E-01	12.8	8.8	0.0	2.60	4.50	2.40	YES	
BLOCK3	0	0.40300E-01	18.3	16.9	0.0	2.60	4.50	2.40	YES	
BLOCK4	0	0.40300E-01	23.9	24.9	0.0	2.60	4.50	2.40	YES	
BLOCK5	0	0.40300E-01	29.4	33.0	0.0	2.60	4.50	2.40	YES	
BLOCK6	0	0.40300E-01	34.9	41.0	0.0	2.60	4.50	2.40	YES	
BLOCK7	0	0.40300E-01	40.4	49.1	0.0	2.60	4.50	2.40	YES	
BLOCK8	0	0.40300E-01	45.9	57.1	0.0	2.60	4.50	2.40	YES	
BLOCK9	0	0.40300E-01	51.4	65.2	0.0	2.60	4.50	2.40	YES	
BLOCK10	0	0.40300E-01	56.9	73.3	0.0	2.60	4.50	2.40	YES	
BLOCK11	0	0.40300E-01	62.4	81.3	0.0	2.60	4.50	2.40	YES	
BLOCK12	0	0.40300E-01	67.9	89.4	0.0	2.60	4.50	2.40	YES	
BLOCK13	0	0.40300E-01	73.5	97.4	0.0	2.60	4.50	2.40	YES	
BLOCK14	0	0.40300E-01	79.0	105.5	0.0	2.60	4.50	2.40	YES	
BLOCK15	0	0.40300E-01	84.5	113.5	0.0	2.60	4.50	2.40	YES	
BLOCK16	0	0.40300E-01	90.0	121.6	0.0	2.60	4.50	2.40	YES	
BLOCK17	0	0.40300E-01	95.5	129.6	0.0	2.60	4.50	2.40	YES	
BLOCK18	0	0.40300E-01	101.0	137.7	0.0	2.60	4.50	2.40	YES	
BLOCK19	0	0.40300E-01	106.5	145.8	0.0	2.60	4.50	2.40	YES	
BLOCK20	0	0.40300E-01	112.0	153.8	0.0	2.60	4.50	2.40	YES	
BLOCK21	0	0.40300E-01	117.5	161.9	0.0	2.60	4.50	2.40	YES	
BLOCK22	0	0.40300E-01	123.0	169.9	0.0	2.60	4.50	2.40	YES	
BLOCK23	0	0.40300E-01	128.6	178.0	0.0	2.60	4.50	2.40	YES	
BLOCK24	0	0.40300E-01	134.1	186.0	0.0	2.60	4.50	2.40	YES	
BLOCK30	0	0.44100E-01	-1.8	7.3	0.0	2.60	4.50	2.40	YES	
BLOCK31	0	0.44100E-01	3.7	15.4	0.0	2.60	4.50	2.40	YES	
BLOCK32	0	0.44100E-01	9.2	23.4	0.0	2.60	4.50	2.40	YES	
BLOCK33	0	0.44100E-01	14.7	31.5	0.0	2.60	4.50	2.40	YES	
BLOCK34	0	0.44100E-01	20.2	39.5	0.0	2.60	4.50	2.40	YES	
BLOCK35	0	0.44100E-01	25.7	47.6	0.0	2.60	4.50	2.40	YES	
BLOCK36	0	0.44100E-01	31.2	55.6	0.0	2.60	4.50	2.40	YES	
BLOCK37	0	0.44100E-01	36.8	63.7	0.0	2.60	4.50	2.40	YES	
BLOCK38	0	0.44100E-01	42.3	71.8	0.0	2.60	4.50	2.40	YES	
BLOCK39	0	0.44100E-01	47.8	79.8	0.0	2.60	4.50	2.40	YES	
BLOCK40	0	0.44100E-01	53.3	87.9	0.0	2.60	4.50	2.40	YES	
BLOCK41	0	0.44100E-01	58.8	95.9	0.0	2.60	4.50	2.40	YES	
BLOCK42	0	0.44100E-01	64.3	104.0	0.0	2.60	4.50	2.40	YES	
BLOCK43	0	0.44100E-01	69.8	112.0	0.0	2.60	4.50	2.40	YES	
BLOCK44	0	0.44100E-01	75.3	120.1	0.0	2.60	4.50	2.40	YES	
BLOCK45	0	0.44100E-01	80.8	128.2	0.0	2.60	4.50	2.40	YES	

*** VOLUME SOURCE DATA ***

SOURCE ID	NUMBER PART. CATS.	EMISSION RATE (GRAMS/SEC)	X (METERS)	Y (METERS)	BASE ELEV. (METERS)	RELEASE HEIGHT (METERS)	INIT. SY (METERS)	INIT. SZ (METERS)	URBAN SOURCE	EMISSION RATE SCALAR VARY BY
BLOCK46	0	0.44100E-01	86.4	136.2	0.0	2.60	4.50	2.40	YES	
BLOCK47	0	0.44100E-01	91.9	144.3	0.0	2.60	4.50	2.40	YES	
BLOCK48	0	0.44100E-01	97.4	152.3	0.0	2.60	4.50	2.40	YES	
BLOCK49	0	0.44100E-01	102.9	160.4	0.0	2.60	4.50	2.40	YES	
BLOCK50	0	0.44100E-01	108.4	168.4	0.0	2.60	4.50	2.40	YES	
BLOCK51	0	0.44100E-01	113.9	176.5	0.0	2.60	4.50	2.40	YES	
BLOCK52	0	0.44100E-01	119.4	184.6	0.0	2.60	4.50	2.40	YES	
BLOCK53	0	0.44100E-01	124.9	192.6	0.0	2.60	4.50	2.40	YES	

**MODELOPTs:
CONC DFAULT ELEV FLGPOL

*** SOURCE IDs DEFINING SOURCE GROUPS ***

GROUP ID	SOURCE IDs
ALL	BLOCK1 , BLOCK2 , BLOCK3 , BLOCK4 , BLOCK5 , BLOCK6 , BLOCK7 , BLOCK8 , BLOCK9 , BLOCK10 , BLOCK11 , BLOCK12 , BLOCK13 , BLOCK14 , BLOCK15 , BLOCK16 , BLOCK17 , BLOCK18 , BLOCK19 , BLOCK20 , BLOCK21 , BLOCK22 , BLOCK23 , BLOCK24 , BLOCK30 , BLOCK31 , BLOCK32 , BLOCK33 , BLOCK34 , BLOCK35 , BLOCK36 , BLOCK37 , BLOCK38 , BLOCK39 , BLOCK40 , BLOCK41 , BLOCK42 , BLOCK43 , BLOCK44 , BLOCK45 , BLOCK46 , BLOCK47 , BLOCK48 , BLOCK49 , BLOCK50 , BLOCK51 , BLOCK52 , BLOCK53 ,

**MODELOPTs:
CONC DFAULT ELEV FLGPOL

*** DISCRETE CARTESIAN RECEPTORS ***
(X-COORD, Y-COORD, ZELEV, ZHILL, ZFLAG)
(METERS)

(10.4,	-7.1,	0.0,	0.0,	1.8);	(14.6,	-1.1,	0.0,	0.0,	1.8);
(18.8,	5.0,	0.0,	0.0,	1.8);	(23.0,	11.2,	0.0,	0.0,	1.8);
(27.2,	17.3,	0.0,	0.0,	1.8);	(31.4,	23.5,	0.0,	0.0,	1.8);
(35.6,	29.6,	0.0,	0.0,	1.8);	(39.8,	35.7,	0.0,	0.0,	1.8);
(44.0,	41.9,	0.0,	0.0,	1.8);	(48.2,	48.0,	0.0,	0.0,	1.8);
(52.4,	54.2,	0.0,	0.0,	1.8);	(56.6,	60.3,	0.0,	0.0,	1.8);
(60.8,	66.4,	0.0,	0.0,	1.8);	(65.0,	72.6,	0.0,	0.0,	1.8);
(69.2,	78.7,	0.0,	0.0,	1.8);	(73.4,	84.9,	0.0,	0.0,	1.8);
(77.6,	91.0,	0.0,	0.0,	1.8);	(81.8,	97.2,	0.0,	0.0,	1.8);
(86.0,	103.3,	0.0,	0.0,	1.8);	(90.2,	109.4,	0.0,	0.0,	1.8);
(94.4,	115.6,	0.0,	0.0,	1.8);	(98.6,	121.7,	0.0,	0.0,	1.8);
(102.8,	127.9,	0.0,	0.0,	1.8);	(107.0,	134.0,	0.0,	0.0,	1.8);
(111.2,	140.1,	0.0,	0.0,	1.8);	(115.4,	146.3,	0.0,	0.0,	1.8);
(119.6,	152.4,	0.0,	0.0,	1.8);	(123.8,	158.6,	0.0,	0.0,	1.8);
(128.0,	164.7,	0.0,	0.0,	1.8);	(132.2,	170.8,	0.0,	0.0,	1.8);
(136.4,	177.0,	0.0,	0.0,	1.8);	(140.6,	183.1,	0.0,	0.0,	1.8);
(144.8,	189.3,	0.0,	0.0,	1.8);	(149.0,	195.4,	0.0,	0.0,	1.8);
(153.2,	201.6,	0.0,	0.0,	1.8);	(157.4,	207.7,	0.0,	0.0,	1.8);
(161.6,	213.8,	0.0,	0.0,	1.8);	(165.8,	220.0,	0.0,	0.0,	1.8);
(170.0,	226.1,	0.0,	0.0,	1.8);	(174.2,	232.3,	0.0,	0.0,	1.8);
(178.4,	238.4,	0.0,	0.0,	1.8);	(182.6,	244.5,	0.0,	0.0,	1.8);
(186.8,	250.7,	0.0,	0.0,	1.8);	(191.0,	256.8,	0.0,	0.0,	1.8);
(195.2,	263.0,	0.0,	0.0,	1.8);	(199.4,	269.1,	0.0,	0.0,	1.8);
(203.6,	275.3,	0.0,	0.0,	1.8);	(207.8,	281.4,	0.0,	0.0,	1.8);
(212.0,	287.5,	0.0,	0.0,	1.8);	(216.2,	293.7,	0.0,	0.0,	1.8);
(220.4,	299.8,	0.0,	0.0,	1.8);	(224.6,	306.0,	0.0,	0.0,	1.8);
(228.8,	312.1,	0.0,	0.0,	1.8);	(233.0,	318.2,	0.0,	0.0,	1.8);
(237.2,	324.4,	0.0,	0.0,	1.8);	(241.4,	330.5,	0.0,	0.0,	1.8);
(6.2,	-13.4,	0.0,	0.0,	1.8);	(2.0,	-19.5,	0.0,	0.0,	1.8);
(-2.2,	-25.7,	0.0,	0.0,	1.8);	(-6.4,	-31.8,	0.0,	0.0,	1.8);

**MODELOPTs:
CONC DFAULT ELEV FLGPOL

* SOURCE-RECEPTOR COMBINATIONS FOR WHICH CALCULATIONS MAY NOT BE PERFORMED *
LESS THAN 1.0 METER OR WITHIN OPEN PIT SOURCE

SOURCE ID	- - RECEPTOR LOCATION - - XR (METERS)	YR (METERS)	DISTANCE (METERS)
BLOCK1	10.4	-7.1	-1.28
BLOCK1	14.6	-1.1	-2.16
BLOCK2	14.6	-1.1	0.39
BLOCK2	18.8	5.0	-2.57
BLOCK2	23.0	11.2	0.80
BLOCK3	23.0	11.2	-2.29
BLOCK3	27.2	17.3	-0.77
BLOCK4	27.2	17.3	-1.39
BLOCK4	31.4	23.5	-2.05
BLOCK5	31.4	23.5	0.03
BLOCK5	35.6	29.6	-2.60
BLOCK6	39.8	35.7	-2.46
BLOCK6	44.0	41.9	-0.53
BLOCK7	44.0	41.9	-1.63
BLOCK7	48.2	48.0	-1.80
BLOCK8	48.2	48.0	-0.29
BLOCK8	52.4	54.2	-2.56
BLOCK9	56.6	60.3	-2.53
BLOCK9	60.8	66.4	-0.20
BLOCK10	60.8	66.4	-1.75
BLOCK10	65.0	72.6	-1.54
BLOCK11	65.0	72.6	-0.59
BLOCK11	69.2	78.7	-2.39
BLOCK12	73.4	84.9	-2.57
BLOCK12	77.6	91.0	0.16
BLOCK13	77.6	91.0	-2.07
BLOCK13	81.8	97.2	-1.37
BLOCK14	81.8	97.2	-0.92
BLOCK14	86.0	103.3	-2.34
BLOCK15	86.0	103.3	0.63
BLOCK15	90.2	109.4	-2.65
BLOCK15	94.4	115.6	0.45
BLOCK16	94.4	115.6	-2.23
BLOCK16	98.6	121.7	-1.07
BLOCK17	98.6	121.7	-1.19
BLOCK17	102.8	127.9	-2.18
BLOCK18	102.8	127.9	0.29
BLOCK18	107.0	134.0	-2.63
BLOCK18	111.2	140.1	0.80
BLOCK19	111.2	140.1	-2.29

**MODELOPTs:
CONC DFAULT ELEV FLGPOL

* SOURCE-RECEPTOR COMBINATIONS FOR WHICH CALCULATIONS MAY NOT BE PERFORMED *
LESS THAN 1.0 METER OR WITHIN OPEN PIT SOURCE

SOURCE ID	- - RECEPTOR LOCATION - - XR (METERS)	YR (METERS)	DISTANCE (METERS)
BLOCK19	115.4	146.3	-0.76
BLOCK20	115.4	146.3	-1.44
BLOCK20	119.6	152.4	-1.95
BLOCK21	119.6	152.4	0.05
BLOCK21	123.8	158.6	-2.56
BLOCK22	128.0	164.7	-2.46
BLOCK22	132.2	170.8	-0.43
BLOCK23	132.2	170.8	-1.63
BLOCK23	136.4	177.0	-1.81
BLOCK24	136.4	177.0	-0.39
BLOCK24	140.6	183.1	-2.56

```
                                       *** METEOROLOGICAL DAYS SELECTED FOR PROCESSING ***
                                                          (1=YES; 0=NO)

                1 1 1 1 1 1 1 1 1 1  1 1 1 1 1 1 1 1 1 1  1 1 1 1 1 1 1 1 1 1  1 1 1 1 1 1 1 1 1 1  1 1 1 1 1 1 1 1 1 1
                1 1 1 1 1 1 1 1 1 1  1 1 1 1 1 1 1 1 1 1  1 1 1 1 1 1 1 1 1 1  1 1 1 1 1 1 1 1 1 1  1 1 1 1 1 1 1 1 1 1
                1 1 1 1 1 1 1 1 1 1  1 1 1 1 1 1 1 1 1 1  1 1 1 1 1 1 1 1 1 1  1 1 1 1 1 1 1 1 1 1  1 1 1 1 1 1 1 1 1 1
                1 1 1 1 1 1 1 1 1 1  1 1 1 1 1 1 1 1 1 1  1 1 1 1 1 1 1 1 1 1  1 1 1 1 1 1 1 1 1 1  1 1 1 1 1 1 1 1 1 1
                1 1 1 1 1 1 1 1 1 1  1 1 1 1 1 1 1 1 1 1  1 1 1 1 1 1 1 1 1 1  1 1 1 1 1 1 1 1 1 1  1 1 1 1 1 1 1 1 1 1
                1 1 1 1 1 1 1 1 1 1  1 1 1 1 1 1 1 1 1 1  1 1 1 1 1 1 1 1 1 1  1 1 1 1 1 1 1 1 1 1  1 1 1 1 1 1 1 1 1 1
                1 1 1 1 1 1 1 1 1 1  1 1 1 1 1 1 1 1 1 1  1 1 1 1 1 1 1 1 1 1  1 1 1 1 1 1 1 1 1 1  1 1 1 1 1 1 1 1 1 1
                1 1 1 1 1 1 1 1 1 1  1 1 1 1 1 1

                      METEOROLOGICAL DATA PROCESSED BETWEEN START DATE:    0   0  0  0
                                                         AND END DATE: 9999  99 99 24

                  NOTE:  METEOROLOGICAL DATA ACTUALLY PROCESSED WILL ALSO DEPEND ON WHAT IS INCLUDED IN THE DATA FILE.


                                     *** UPPER BOUND OF FIRST THROUGH FIFTH WIND SPEED CATEGORIES ***
                                                            (METERS/SEC)

                                                 1.54,   3.09,   5.14,   8.23,  10.80,
```

**MODELOPTs:
CONC DFAULT ELEV FLGPOL

*** UP TO THE FIRST 24 HOURS OF METEOROLOGICAL DATA ***

Surface file: LGAOKX01.SFC
Profile file: LGAOKX01.PFL
Surface format: (3(I2,1X),I3,1X,I2,1X,F6.1,1X,3(F6.3,1X),2(F5.0,1X),F8.1,1X,F6.3,1X,2(F6.2,1X),F7.2,1X,F5.0,3(1X,F6.1))
Profile format: (4(I2,1X),F6.1,1X,I1,1X,F5.0,1X,F7.2,1X,F7.2,1X,F6.1,1X,F7.2)
Surface station no.: 14732 Upper air station no.: 94703
Name: LA Name: BROOKHAVEN
Year: 2001 Year: 2001

First 24 hours of scalar data

YR	MO	DY	JDY	HR	H0	U*	W*	DT/DZ	ZICNV	ZIMCH	M-O LEN	Z0	BOWEN	ALBEDO	REF WS	WD	HT	REF TA	HT
01	01	01	0	01	-64.0	1.387	-9.000	-9.000	-999.	3758.	3769.2	1.00	1.50	1.00	7.70	281.	9.1	269.2	2.0
01	01	01	1	02	-64.0	1.204	-9.000	-9.000	-999.	3109.	2465.2	1.00	1.50	1.00	6.70	268.	9.1	269.2	2.0
01	01	01	1	03	-64.0	1.111	-9.000	-9.000	-999.	2726.	1941.8	1.00	1.50	1.00	6.20	294.	9.1	269.2	2.0
01	01	01	1	04	-64.0	1.296	-9.000	-9.000	-999.	3370.	3076.7	1.00	1.50	1.00	7.20	303.	9.1	269.2	2.0
01	01	01	1	05	-64.0	0.714	-9.000	-9.000	-999.	1819.	515.7	1.00	1.50	1.00	4.10	303.	9.1	269.2	2.0
01	01	01	1	06	-64.0	1.018	-9.000	-9.000	-999.	2354.	1497.4	1.00	1.50	1.00	5.70	282.	9.1	269.2	2.0
01	01	01	1	07	-64.0	1.204	-9.000	-9.000	-999.	3020.	2470.2	1.00	1.50	1.00	6.70	315.	9.1	269.2	2.0
01	01	01	1	08	-64.0	1.296	-9.000	-9.000	-999.	3375.	3085.9	1.00	1.50	0.84	7.20	313.	9.1	269.2	2.0
01	01	01	1	09	-22.1	0.733	-9.000	-9.000	-999.	1848.	1621.6	1.00	1.50	0.55	4.10	297.	9.1	270.4	2.0
01	01	01	1	10	23.9	1.126	-9.000	-9.000	-999.	2737.	-5437.4	1.00	1.50	0.44	6.20	321.	9.1	270.4	2.0
01	01	01	1	11	61.7	1.131	-9.000	-9.000	-999.	2764.	-2129.5	1.00	1.50	0.41	6.20	334.	9.1	270.9	2.0
01	01	01	1	12	77.2	1.132	-9.000	-9.000	-999.	2771.	-1710.3	1.00	1.50	0.39	6.20	326.	9.1	272.0	2.0
01	01	01	1	13	77.0	1.222	-9.000	-9.000	-999.	3092.	-2151.5	1.00	1.50	0.39	6.70	323.	9.1	272.5	2.0
01	01	01	1	14	61.1	1.131	-9.000	-9.000	-999.	2788.	-2149.8	1.00	1.50	0.41	6.20	309.	9.1	273.1	2.0
01	01	01	1	15	32.5	0.752	-9.000	-9.000	-999.	1684.	-1188.6	1.00	1.50	0.45	4.10	342.	9.1	273.1	2.0
01	01	01	1	16	-17.4	0.919	-9.000	-9.000	-999.	2020.	4048.6	1.00	1.50	0.56	5.10	334.	9.1	273.1	2.0
01	01	01	1	17	-64.0	1.019	-9.000	-9.000	-999.	2355.	1501.5	1.00	1.50	0.86	5.70	321.	9.1	273.1	2.0
01	01	01	1	18	-63.7	0.906	-9.000	-9.000	-999.	2007.	1063.7	1.00	1.50	1.00	5.10	317.	9.1	272.0	2.0
01	01	01	1	19	-64.0	0.811	-9.000	-9.000	-999.	1698.	759.2	1.00	1.50	1.00	4.60	344.	9.1	272.0	2.0
01	01	01	1	20	-57.4	0.814	-9.000	-9.000	-999.	1688.	853.8	1.00	1.50	1.00	4.60	327.	9.1	270.9	2.0
01	01	01	1	21	-64.0	1.019	-9.000	-9.000	-999.	2355.	1504.6	1.00	1.50	1.00	5.70	330.	9.1	270.9	2.0
01	01	01	1	22	-64.0	1.204	-9.000	-9.000	-999.	3020.	2482.9	1.00	1.50	1.00	6.70	332.	9.1	270.4	2.0
01	01	01	1	23	-64.0	1.019	-9.000	-9.000	-999.	2422.	1505.2	1.00	1.50	1.00	5.70	340.	9.1	269.2	2.0
01	01	01	1	24	-64.0	0.906	-9.000	-9.000	-999.	2014.	1059.6	1.00	1.50	1.00	5.10	340.	9.1	269.2	2.0

First hour of profile data

YR	MO	DY	HR	HEIGHT	F	WDIR	WSPD	AMB_TMP	sigmaA	sigmaW	sigmaV
01	01	01	01	9.1	1	281.	7.70	269.3	99.0	-99.00	-99.00

F indicates top of profile (=1) or below (=0)

**MODELOPTs:
CONC DFAULT ELEV FLGPOL

*** THE 1ST HIGHEST 1-HR AVERAGE CONCENTRATION VALUES FOR SOURCE GROUP: ALL ***
INCLUDING SOURCE(S): BLOCK1 , BLOCK2 , BLOCK3 , BLOCK4 , BLOCK5 , BLOCK6 , BLOCK7 ,
BLOCK8 , BLOCK9 , BLOCK10 , BLOCK11 , BLOCK12 , BLOCK13 , BLOCK14 , BLOCK15 , BLOCK16 , BLOCK17 , BLOCK18 , BLOCK19 ,
BLOCK20 , BLOCK21 , BLOCK22 , BLOCK23 , BLOCK24 , BLOCK30 , BLOCK31 , BLOCK32 , BLOCK33 , BLOCK34 , BLOCK35 , . . . ,

*** DISCRETE CARTESIAN RECEPTOR POINTS ***

** CONC OF CO IN MICROGRAMS/M**3 **

X-COORD (M)	Y-COORD (M)	CONC	(YYMMDDHH)	X-COORD (M)	Y-COORD (M)	CONC	(YYMMDDHH)
10.40	-7.10	981.37946	(01070902)	14.60	-1.10	980.37585	(01070902)
18.80	5.00	1244.32556	(01070902)	23.00	11.20	1184.88440	(01070902)
27.20	17.30	1202.45251	(01070902)	31.40	23.50	1218.68762	(01070902)
35.60	29.60	1412.90210	(01110924)	39.80	35.70	1404.01648	(01070902)
44.00	41.90	1282.62573	(01110924)	48.20	48.00	1269.79431	(01110924)
52.40	54.20	1464.63074	(01110924)	56.60	60.30	1439.47729	(01110924)
60.80	66.40	1306.69800	(01110924)	65.00	72.60	1285.26123	(01110924)
69.20	78.70	1471.68335	(01110924)	73.40	84.90	1441.50000	(01110924)
77.60	91.00	1301.31616	(01110924)	81.80	97.20	1270.88672	(01110924)
86.00	103.30	1244.86536	(01110924)	90.20	109.40	1409.78967	(01110924)
94.40	115.60	1264.81360	(01110924)	98.60	121.70	1218.67126	(01110924)
102.80	127.90	1236.07751	(01082302)	107.00	134.00	1343.11243	(01082302)
111.20	140.10	1184.63318	(01082302)	115.40	146.30	1188.07983	(01082302)
119.60	152.40	1205.35876	(01082302)	123.80	158.60	1298.79602	(01082302)
128.00	164.70	1297.78687	(01082302)	132.20	170.80	1098.21106	(01082302)
136.40	177.00	1059.17993	(01082302)	140.60	183.10	1078.93506	(01082302)
144.80	189.30	1096.82812	(01082302)	149.00	195.40	919.37744	(01082302)
153.20	201.60	774.54144	(01082302)	157.40	207.70	661.03033	(01082302)
161.60	213.80	572.59747	(01091623)	165.80	220.00	502.83279	(01091623)
170.00	226.10	449.33069	(01111804)	174.20	232.30	407.41815	(01111804)
178.40	238.40	372.42407	(01111804)	182.60	244.50	342.59775	(01111804)
186.80	250.70	316.67828	(01111804)	191.00	256.80	294.32715	(01111804)
195.20	263.00	274.52975	(01111804)	199.40	269.10	257.18549	(01111804)
203.60	275.30	241.59042	(01111804)	207.80	281.40	227.81235	(01100124)
212.00	287.50	215.55342	(01100124)	216.20	293.70	204.35890	(01100124)
220.40	299.80	194.24756	(01100124)	224.60	306.00	184.93379	(01100124)
228.80	312.10	176.45740	(01100124)	233.00	318.20	168.65350	(01100124)
237.20	324.40	161.38985	(01100124)	241.40	330.50	154.71848	(01100124)
6.20	-13.40	980.33502	(01070305)	2.00	-19.50	823.88086	(01070305)
-2.20	-25.70	704.49884	(01070902)	-6.40	-31.80	615.16455	(01070902)

**MODELOPTs:
CONC DFAULT ELEV FLGPOL

*** THE 2ND HIGHEST 1-HR AVERAGE CONCENTRATION VALUES FOR SOURCE GROUP: ALL ***
INCLUDING SOURCE(S): BLOCK1 , BLOCK2 , BLOCK3 , BLOCK4 , BLOCK5 , BLOCK6 , BLOCK7 ,
BLOCK8 , BLOCK9 , BLOCK10 , BLOCK11 , BLOCK12 , BLOCK13 , BLOCK14 , BLOCK15 , BLOCK16 , BLOCK17 , BLOCK18 , BLOCK19 ,
BLOCK20 , BLOCK21 , BLOCK22 , BLOCK23 , BLOCK24 , BLOCK30 , BLOCK31 , BLOCK32 , BLOCK33 , BLOCK34 , BLOCK35 , . . . ,

*** DISCRETE CARTESIAN RECEPTOR POINTS ***

** CONC OF CO IN MICROGRAMS/M**3 **

X-COORD (M)	Y-COORD (M)	CONC	(YYMMDDHH)	X-COORD (M)	Y-COORD (M)	CONC	(YYMMDDHH)
10.40	-7.10	970.71393	(01070305)	14.60	-1.10	966.14716	(01070305)
18.80	5.00	1236.28601	(01110924)	23.00	11.20	1168.22913	(01110924)
27.20	17.30	1191.13220	(01110924)	31.40	23.50	1206.14172	(01110924)
35.60	29.60	1339.39600	(01070902)	39.80	35.70	1403.70801	(01110924)
44.00	41.90	1278.27234	(01070902)	48.20	48.00	1264.98401	(01070902)
52.40	54.20	1369.71130	(01070902)	56.60	60.30	1420.34253	(01070902)
60.80	66.40	1283.10828	(01070902)	65.00	72.60	1262.05481	(01070902)
69.20	78.70	1357.47498	(01070902)	73.40	84.90	1401.74866	(01070902)
77.60	91.00	1257.74243	(01070902)	81.80	97.20	1227.36047	(01070902)
86.00	103.30	1228.07605	(01082302)	90.20	109.40	1346.32666	(01070902)
94.40	115.60	1198.91333	(01070902)	98.60	121.70	1205.19751	(01082302)
102.80	127.90	1218.04138	(01091623)	107.00	134.00	1331.94983	(01110924)
111.20	140.10	1168.51392	(01091623)	115.40	146.30	1173.15015	(01091623)
119.60	152.40	1188.89014	(01091623)	123.80	158.60	1280.89368	(01091623)
128.00	164.70	1273.31091	(01091523)	132.20	170.80	1077.24719	(01091623)
136.40	177.00	1044.71509	(01091623)	140.60	183.10	1062.95251	(01091623)
144.80	189.30	1079.58679	(01091623)	149.00	195.40	908.11279	(01091623)
153.20	201.60	768.73328	(01091623)	157.40	207.70	659.15149	(01091623)
161.60	213.80	571.66565	(01082302)	165.80	220.00	499.81873	(01082302)
170.00	226.10	446.99796	(01091623)	174.20	232.30	403.16736	(01100124)
178.40	238.40	369.13803	(01100124)	182.60	244.50	340.08197	(01100124)
186.80	250.70	314.84143	(01100124)	191.00	256.80	292.99680	(01100124)
195.20	263.00	273.66443	(01100124)	199.40	269.10	256.66687	(01100124)
203.60	275.30	241.40236	(01100124)	207.80	281.40	227.75565	(01111804)
212.00	287.50	215.28801	(01111804)	216.20	293.70	203.88391	(01111804)
220.40	299.80	193.62079	(01111804)	224.60	306.00	184.14900	(01111804)
228.80	312.10	175.56071	(01111804)	233.00	318.20	167.65971	(01111804)
237.20	324.40	160.28912	(01111804)	241.40	330.50	153.54544	(01111804)
6.20	-13.40	975.68677	(01070902)	2.00	-19.50	822.22296	(01070902)
-2.20	-25.70	697.93854	(01070305)	-6.40	-31.80	602.94141	(01021320)

**MODELOPTs:
CONC DFAULT ELEV FLGPOL

*** THE 1ST HIGHEST 8-HR AVERAGE CONCENTRATION VALUES FOR SOURCE GROUP: ALL ***
INCLUDING SOURCE(S): BLOCK1 , BLOCK2 , BLOCK3 , BLOCK4 , BLOCK5 , BLOCK6 , BLOCK7 ,
BLOCK8 , BLOCK9 , BLOCK10 , BLOCK11 , BLOCK12 , BLOCK13 , BLOCK14 , BLOCK15 , BLOCK16 , BLOCK17 , BLOCK18 , BLOCK19 ,
BLOCK20 , BLOCK21 , BLOCK22 , BLOCK23 , BLOCK24 , BLOCK30 , BLOCK31 , BLOCK32 , BLOCK33 , BLOCK34 , BLOCK35 , . . . ,

*** DISCRETE CARTESIAN RECEPTOR POINTS ***

** CONC OF CO IN MICROGRAMS/M**3 **

X-COORD (M)	Y-COORD (M)	CONC	(YYMMDDHH)	X-COORD (M)	Y-COORD (M)	CONC	(YYMMDDHH)
10.40	-7.10	643.01709c	(01121008)	14.60	-1.10	653.33167c	(01121008)
18.80	5.00	847.96100c	(01121008)	23.00	11.20	814.58594c	(01121008)
27.20	17.30	842.71881c	(01121008)	31.40	23.50	862.27283c	(01121008)
35.60	29.60	1001.28680c	(01121008)	39.80	35.70	999.11096c	(01121008)
44.00	41.90	926.27985c	(01121008)	48.20	48.00	926.84393c	(01121008)
52.40	54.20	1051.93054c	(01121008)	56.60	60.30	1036.03979c	(01121008)
60.80	66.40	951.20282c	(01121008)	65.00	72.60	946.53308c	(01121008)
69.20	78.70	1063.95203c	(01121008)	73.40	84.90	1043.30872c	(01121008)
77.60	91.00	953.04822c	(01121008)	81.80	97.20	943.81458c	(01121008)
86.00	103.30	927.33289c	(01121008)	90.20	109.40	1023.93854c	(01121008)
94.40	115.60	930.65668c	(01121008)	98.60	121.70	909.78339c	(01121008)
102.80	127.90	885.12018c	(01121008)	107.00	134.00	982.00372c	(01121008)
111.20	140.10	866.51337c	(01121008)	115.40	146.30	828.85852c	(01121008)
119.60	152.40	796.49512	(01111808)	123.80	158.60	856.84186c	(01121008)
128.00	164.70	813.63544	(01111808)	132.20	170.80	715.84241	(01111808)
136.40	177.00	683.27728	(01111808)	140.60	183.10	681.83783	(01111808)
144.80	189.30	675.30383	(01111808)	149.00	195.40	581.94562	(01111808)
153.20	201.60	490.07700	(01111808)	157.40	207.70	419.11749	(01111808)
161.60	213.80	363.54236	(01111808)	165.80	220.00	319.11285	(01111808)
170.00	226.10	283.59622	(01111808)	174.20	232.30	254.24971	(01111808)
178.40	238.40	230.07047	(01111808)	182.60	244.50	209.67923	(01111808)
186.80	250.70	192.11047	(01111808)	191.00	256.80	177.11432	(01111808)
195.20	263.00	163.92654	(01111808)	199.40	269.10	152.47440	(01111808)
203.60	275.30	142.24065	(01111808)	207.80	281.40	133.23241	(01111808)
212.00	287.50	125.16515	(01111808)	216.20	293.70	117.82410	(01111808)
220.40	299.80	111.26112	(01111808)	224.60	306.00	105.23253	(01111808)
228.80	312.10	99.79912	(01111808)	233.00	318.20	94.82510	(01111808)
237.20	324.40	90.20442	(01111808)	241.40	330.50	85.99893	(01111808)
6.20	-13.40	629.43646c	(01121008)	2.00	-19.50	511.95615c	(01121008)
-2.20	-25.70	424.12827c	(01121008)	-6.40	-31.80	358.86588c	(01121008)

**MODELOPTs:
CONC DFAULT ELEV FLGPOL

*** THE 2ND HIGHEST 8-HR AVERAGE CONCENTRATION VALUES FOR SOURCE GROUP: ALL ***
INCLUDING SOURCE(S): BLOCK1 , BLOCK2 , BLOCK3 , BLOCK4 , BLOCK5 , BLOCK6 , BLOCK7 ,
BLOCK8 , BLOCK9 , BLOCK10 , BLOCK11 , BLOCK12 , BLOCK13 , BLOCK14 , BLOCK15 , BLOCK16 , BLOCK17 , BLOCK18 , BLOCK19 ,
BLOCK20 , BLOCK21 , BLOCK22 , BLOCK23 , BLOCK24 , BLOCK30 , BLOCK31 , BLOCK32 , BLOCK33 , BLOCK34 , BLOCK35 , . . . ,

*** DISCRETE CARTESIAN RECEPTOR POINTS ***

** CONC OF CO IN MICROGRAMS/M**3 **

X-COORD (M)	Y-COORD (M)	CONC	(YYMMDDHH)	X-COORD (M)	Y-COORD (M)	CONC	(YYMMDDHH)
10.40	-7.10	535.43829	(01091708)	14.60	-1.10	532.40460	(01091708)
18.80	5.00	693.66565c	(01122308)	23.00	11.20	662.45911c	(01122308)
27.20	17.30	691.35510c	(01122308)	31.40	23.50	716.10364c	(01122308)
35.60	29.60	825.50458c	(01122308)	39.80	35.70	831.20117c	(01122308)
44.00	41.90	757.40137c	(01122308)	48.20	48.00	768.27588	(01100908)
52.40	54.20	872.40015	(01100908)	56.60	60.30	880.04529	(01100908)
60.80	66.40	789.73633	(01100908)	65.00	72.60	803.55933	(01100908)
69.20	78.70	900.60620	(01100908)	73.40	84.90	902.46637	(01100908)
77.60	91.00	807.04523	(01100908)	81.80	97.20	815.13983	(01100908)
86.00	103.30	821.08423	(01100908)	90.20	109.40	904.12482	(01100908)
94.40	115.60	807.21222	(01100908)	98.60	121.70	807.14240	(01100908)
102.80	127.90	822.19794	(01111808)	107.00	134.00	894.40979	(01100908)
111.20	140.10	789.64978	(01111808)	115.40	146.30	792.09082	(01111808)
119.60	152.40	782.85486c	(01121008)	123.80	158.60	847.82697	(01111808)
128.00	164.70	788.60425	(01100908)	132.20	170.80	654.51709	(01100908)
136.40	177.00	596.64917	(01100908)	140.60	183.10	597.70813	(01100124)
144.80	189.30	585.52905	(01100124)	149.00	195.40	464.62256c	(01082308)
153.20	201.60	379.03491c	(01082308)	157.40	207.70	316.44183c	(01082308)
161.60	213.80	270.85480	(01102108)	165.80	220.00	238.06046	(01102108)
170.00	226.10	211.80988	(01102108)	174.20	232.30	190.24591	(01102108)
178.40	238.40	172.36714	(01102108)	182.60	244.50	157.30440	(01102108)
186.80	250.70	144.31180	(01102108)	191.00	256.80	133.16061	(01102108)
195.20	263.00	123.39062	(01102108)	199.40	269.10	115.10607	(01100308)
203.60	275.30	107.78572	(01100308)	207.80	281.40	101.31206	(01100308)
212.00	287.50	95.50578	(01100308)	216.20	293.70	90.23116	(01100308)
220.40	299.80	85.48964	(01100308)	224.60	306.00	81.14138	(01100308)
228.80	312.10	77.19898	(01100308)	233.00	318.20	73.58240	(01100308)
237.20	324.40	70.22885	(01100308)	241.40	330.50	67.15746	(01100308)
6.20	-13.40	529.42029	(01091708)	2.00	-19.50	441.07260	(01091908)
-2.20	-25.70	372.34958	(01091908)	-6.40	-31.80	320.76651	(01091908)

**MODELOPTs:
CONC DFAULT ELEV FLGPOL

*** THE MAXIMUM 10 1-HR AVERAGE CONCENTRATION VALUES FOR SOURCE GROUP: ALL ***
INCLUDING SOURCE(S): BLOCK1 , BLOCK2 , BLOCK3 , BLOCK4 , BLOCK5 , BLOCK6 , BLOCK7 ,
BLOCK8 , BLOCK9 , BLOCK10 , BLOCK11 , BLOCK12 , BLOCK13 , BLOCK14 , BLOCK15 , BLOCK16 , BLOCK17 , BLOCK18 , BLOCK19 ,
BLOCK20 , BLOCK21 , BLOCK22 , BLOCK23 , BLOCK24 , BLOCK30 , BLOCK31 , BLOCK32 , BLOCK33 , BLOCK34 , BLOCK35 , . . . ,

** CONC OF CO IN MICROGRAMS/M**3 **

RANK	CONC	(YYMMDDHH)	AT	RECEPTOR (XR,YR)		OF TYPE	RANK	CONC	(YYMMDDHH)	AT	RECEPTOR (XR,YR)		OF TYPE
1.	1471.68335	(01110924)	AT (	69.20,	78.70)	DC	6.	1412.90210	(01110924)	AT (	35.60,	29.60)	DC
2.	1464.63074	(01110924)	AT (	52.40,	54.20)	DC	7.	1409.78967	(01110924)	AT (	90.20,	109.40)	DC
3.	1441.50000	(01110924)	AT (	73.40,	84.90)	DC	8.	1404.01648	(01070902)	AT (	39.80,	35.70)	DC
4.	1439.47729	(01110924)	AT (	56.60,	60.30)	DC	9.	1403.70801	(01110924)	AT (	39.80,	35.70)	DC
5.	1420.34253	(01070902)	AT (	56.60,	60.30)	DC	10.	1401.74866	(01070902)	AT (	73.40,	84.90)	DC

*** RECEPTOR TYPES: GC = GRIDCART
GP = GRIDPOLR
DC = DISCCART
DP = DISCPOLR

**MODELOPTs:
CONC DFAULT ELEV FLGPOL

*** THE MAXIMUM 10 8-HR AVERAGE CONCENTRATION VALUES FOR SOURCE GROUP: ALL ***
INCLUDING SOURCE(S): BLOCK1 , BLOCK2 , BLOCK3 , BLOCK4 , BLOCK5 , BLOCK6 , BLOCK7 ,
BLOCK8 , BLOCK9 , BLOCK10 , BLOCK11 , BLOCK12 , BLOCK13 , BLOCK14 , BLOCK15 , BLOCK16 , BLOCK17 , BLOCK18 , BLOCK19 ,
BLOCK20 , BLOCK21 , BLOCK22 , BLOCK23 , BLOCK24 , BLOCK30 , BLOCK31 , BLOCK32 , BLOCK33 , BLOCK34 , BLOCK35 , . . . ,

** CONC OF CO IN MICROGRAMS/M**3 **

RANK	CONC	(YYMMDDHH)	AT	RECEPTOR (XR,YR)		OF TYPE	RANK	CONC	(YYMMDDHH)	AT	RECEPTOR (XR,YR)		OF TYPE
1.	1063.95203c	(01121008)	AT (	69.20,	78.70)	DC	6.	1001.28680c	(01121008)	AT (	35.60,	29.60)	DC
2.	1051.93054c	(01121008)	AT (	52.40,	54.20)	DC	7.	999.11096c	(01121008)	AT (	39.80,	35.70)	DC
3.	1043.30872c	(01121008)	AT (	73.40,	84.90)	DC	8.	982.00372c	(01121008)	AT (	107.00,	134.00)	DC
4.	1036.03979c	(01121008)	AT (	56.60,	60.30)	DC	9.	953.04822c	(01121008)	AT (	77.60,	91.00)	DC
5.	1023.93854c	(01121008)	AT (	90.20,	109.40)	DC	10.	951.20282c	(01121008)	AT (	60.80,	66.40)	DC

*** RECEPTOR TYPES: GC = GRIDCART
GP = GRIDPOLR
DC = DISCCART
DP = DISCPOLR

*** THE SUMMARY OF HIGHEST 1-HR RESULTS ***

** CONC OF CO IN MICROGRAMS/M**3 **

GROUP ID		AVERAGE CONC	DATE (YYMMDDHH)	RECEPTOR (XR, YR, ZELEV, ZHILL, ZFLAG)	NETWORK OF TYPE	GRID-ID
ALL	HIGH 1ST HIGH VALUE IS	1471.68335	ON 01110924:	AT (69.20, 78.70, 0.00, 0.00, 1.80)	DC	
	HIGH 2ND HIGH VALUE IS	1420.34253	ON 01070902:	AT (56.60, 60.30, 0.00, 0.00, 1.80)	DC	

*** RECEPTOR TYPES: GC = GRIDCART
GP = GRIDPOLR
DC = DISCCART
DP = DISCPOLR

*** THE SUMMARY OF HIGHEST 8-HR RESULTS ***

** CONC OF CO IN MICROGRAMS/M**3 **

GROUP ID		AVERAGE CONC	DATE (YYMMDDHH)	RECEPTOR (XR, YR, ZELEV, ZHILL, ZFLAG)	NETWORK OF TYPE	GRID-ID
ALL	HIGH 1ST HIGH VALUE IS	1063.95203c	ON 01121008:	AT (69.20, 78.70, 0.00, 0.00, 1.80)	DC	
	HIGH 2ND HIGH VALUE IS	904.12482	ON 01100908:	AT (90.20, 109.40, 0.00, 0.00, 1.80)	DC	

*** RECEPTOR TYPES: GC = GRIDCART
GP = GRIDPOLR
DC = DISCCART
DP = DISCPOLR

**MODELOPTs:
CONC DFAULT ELEV FLGPOL

*** Message Summary : AERMOD Model Execution ***

--------- Summary of Total Messages --------

A Total of 0 Fatal Error Message(s)
A Total of 61 Warning Message(s)
A Total of 132 Informational Message(s)

A Total of 126 Calm Hours Identified

A Total of 6 Missing Hours Identified (0.07 Percent)

******** FATAL ERROR MESSAGES ********
*** NONE ***

******** WARNING MESSAGES ********

CO W206	3	MODOPT:Regulatory DFAULT Overrides Non-DFAULT Option For FLAT
RE W228	130	DISCAR:Default(s) Used for Missing Parameters on Keyword DISCCART
RE W228	131	DISCAR:Default(s) Used for Missing Parameters on Keyword DISCCART
RE W228	132	DISCAR:Default(s) Used for Missing Parameters on Keyword DISCCART
RE W228	133	DISCAR:Default(s) Used for Missing Parameters on Keyword DISCCART
RE W228	134	DISCAR:Default(s) Used for Missing Parameters on Keyword DISCCART
RE W228	135	DISCAR:Default(s) Used for Missing Parameters on Keyword DISCCART
RE W228	136	DISCAR:Default(s) Used for Missing Parameters on Keyword DISCCART
RE W228	137	DISCAR:Default(s) Used for Missing Parameters on Keyword DISCCART
RE W228	138	DISCAR:Default(s) Used for Missing Parameters on Keyword DISCCART
RE W228	139	DISCAR:Default(s) Used for Missing Parameters on Keyword DISCCART
RE W228	140	DISCAR:Default(s) Used for Missing Parameters on Keyword DISCCART
RE W228	141	DISCAR:Default(s) Used for Missing Parameters on Keyword DISCCART
RE W228	142	DISCAR:Default(s) Used for Missing Parameters on Keyword DISCCART
RE W228	143	DISCAR:Default(s) Used for Missing Parameters on Keyword DISCCART
RE W228	144	DISCAR:Default(s) Used for Missing Parameters on Keyword DISCCART
RE W228	145	DISCAR:Default(s) Used for Missing Parameters on Keyword DISCCART
RE W228	146	DISCAR:Default(s) Used for Missing Parameters on Keyword DISCCART
RE W228	147	DISCAR:Default(s) Used for Missing Parameters on Keyword DISCCART
RE W228	148	DISCAR:Default(s) Used for Missing Parameters on Keyword DISCCART
RE W228	149	DISCAR:Default(s) Used for Missing Parameters on Keyword DISCCART
RE W228	150	DISCAR:Default(s) Used for Missing Parameters on Keyword DISCCART
RE W228	151	DISCAR:Default(s) Used for Missing Parameters on Keyword DISCCART
RE W228	152	DISCAR:Default(s) Used for Missing Parameters on Keyword DISCCART
RE W228	153	DISCAR:Default(s) Used for Missing Parameters on Keyword DISCCART
RE W228	154	DISCAR:Default(s) Used for Missing Parameters on Keyword DISCCART
RE W228	155	DISCAR:Default(s) Used for Missing Parameters on Keyword DISCCART
RE W228	156	DISCAR:Default(s) Used for Missing Parameters on Keyword DISCCART
RE W228	157	DISCAR:Default(s) Used for Missing Parameters on Keyword DISCCART
RE W228	158	DISCAR:Default(s) Used for Missing Parameters on Keyword DISCCART
RE W228	159	DISCAR:Default(s) Used for Missing Parameters on Keyword DISCCART
RE W228	160	DISCAR:Default(s) Used for Missing Parameters on Keyword DISCCART
RE W228	161	DISCAR:Default(s) Used for Missing Parameters on Keyword DISCCART
RE W228	162	DISCAR:Default(s) Used for Missing Parameters on Keyword DISCCART
RE W228	163	DISCAR:Default(s) Used for Missing Parameters on Keyword DISCCART

```
RE W228   164 DISCAR:Default(s) Used for Missing Parameters on Keyword  DISCCART
RE W228   165 DISCAR:Default(s) Used for Missing Parameters on Keyword  DISCCART
RE W228   166 DISCAR:Default(s) Used for Missing Parameters on Keyword  DISCCART
RE W228   167 DISCAR:Default(s) Used for Missing Parameters on Keyword  DISCCART
RE W228   168 DISCAR:Default(s) Used for Missing Parameters on Keyword  DISCCART
RE W228   169 DISCAR:Default(s) Used for Missing Parameters on Keyword  DISCCART
RE W228   170 DISCAR:Default(s) Used for Missing Parameters on Keyword  DISCCART
RE W228   171 DISCAR:Default(s) Used for Missing Parameters on Keyword  DISCCART
RE W228   172 DISCAR:Default(s) Used for Missing Parameters on Keyword  DISCCART
RE W228   173 DISCAR:Default(s) Used for Missing Parameters on Keyword  DISCCART
RE W228   174 DISCAR:Default(s) Used for Missing Parameters on Keyword  DISCCART
RE W228   175 DISCAR:Default(s) Used for Missing Parameters on Keyword  DISCCART
RE W228   176 DISCAR:Default(s) Used for Missing Parameters on Keyword  DISCCART
RE W228   177 DISCAR:Default(s) Used for Missing Parameters on Keyword  DISCCART
RE W228   178 DISCAR:Default(s) Used for Missing Parameters on Keyword  DISCCART
RE W228   179 DISCAR:Default(s) Used for Missing Parameters on Keyword  DISCCART
RE W228   180 DISCAR:Default(s) Used for Missing Parameters on Keyword  DISCCART
RE W228   181 DISCAR:Default(s) Used for Missing Parameters on Keyword  DISCCART
RE W228   182 DISCAR:Default(s) Used for Missing Parameters on Keyword  DISCCART
RE W228   183 DISCAR:Default(s) Used for Missing Parameters on Keyword  DISCCART
RE W228   184 DISCAR:Default(s) Used for Missing Parameters on Keyword  DISCCART
RE W228   185 DISCAR:Default(s) Used for Missing Parameters on Keyword  DISCCART
RE W228   186 DISCAR:Default(s) Used for Missing Parameters on Keyword  DISCCART
RE W228   187 DISCAR:Default(s) Used for Missing Parameters on Keyword  DISCCART
RE W228   188 DISCAR:Default(s) Used for Missing Parameters on Keyword  DISCCART
RE W228   189 DISCAR:Default(s) Used for Missing Parameters on Keyword  DISCCART

   ************************************
   *** AERMOD Finishes Successfully ***
   ************************************
```

```
CO STARTING
   TITLEONE  HSS FDR 68-71St Platform-No-Build Condition
   MODELOPT  CONC DFAULT  FLAT
   AVERTIME  1  8
   POLLUTID  CO
   RUNORNOT  RUN
   URBANOPT  1500000
   ERRORFIL  ERRORS.OUT
   FLAGPOLE  1.8
CO FINISHED

SO STARTING
** Source Location              X      Y     Z
** Parameters:                 -----  -----  ----
** FDR Northbound
   LOCATION  BLOCK1   VOLUME    7.3    0.7   0.
   LOCATION  BLOCK2   VOLUME   12.8    8.8   0.
   LOCATION  BLOCK3   VOLUME   18.3   16.9   0.
   LOCATION  BLOCK4   VOLUME   23.9   24.9   0.
   LOCATION  BLOCK5   VOLUME   29.4   33.0   0.
   LOCATION  BLOCK6   VOLUME   34.9   41.0   0.
   LOCATION  BLOCK7   VOLUME   40.4   49.1   0.
   LOCATION  BLOCK8   VOLUME   45.9   57.1   0.
   LOCATION  BLOCK9   VOLUME   51.4   65.2   0.
   LOCATION  BLOCK10  VOLUME   56.9   73.3   0.
   LOCATION  BLOCK11  VOLUME   62.4   81.3   0.
   LOCATION  BLOCK12  VOLUME   67.9   89.4   0.
   LOCATION  BLOCK13  VOLUME   73.5   97.4   0.
   LOCATION  BLOCK14  VOLUME   79.0  105.5   0.
   LOCATION  BLOCK15  VOLUME   84.5  113.5   0.
   LOCATION  BLOCK16  VOLUME   90.0  121.6   0.
   LOCATION  BLOCK17  VOLUME   95.5  129.6   0.
   LOCATION  BLOCK18  VOLUME  101.0  137.7   0.
   LOCATION  BLOCK19  VOLUME  106.5  145.8   0.
   LOCATION  BLOCK20  VOLUME  112.0  153.8   0.
   LOCATION  BLOCK21  VOLUME  117.5  161.9   0.
   LOCATION  BLOCK22  VOLUME  123.0  169.9   0.
   LOCATION  BLOCK23  VOLUME  128.6  178.0   0.
   LOCATION  BLOCK24  VOLUME  134.1  186.0   0.

** FDR Southbound
   LOCATION  BLOCK30  VOLUME   -1.8    7.3   0.
   LOCATION  BLOCK31  VOLUME    3.7   15.4   0.
   LOCATION  BLOCK32  VOLUME    9.2   23.4   0.
   LOCATION  BLOCK33  VOLUME   14.7   31.5   0.
   LOCATION  BLOCK34  VOLUME   20.2   39.5   0.
   LOCATION  BLOCK35  VOLUME   25.7   47.6   0.
   LOCATION  BLOCK36  VOLUME   31.2   55.6   0.
   LOCATION  BLOCK37  VOLUME   36.8   63.7   0.
   LOCATION  BLOCK38  VOLUME   42.3   71.8   0.
   LOCATION  BLOCK39  VOLUME   47.8   79.8   0.
   LOCATION  BLOCK40  VOLUME   53.3   87.9   0.
   LOCATION  BLOCK41  VOLUME   58.8   95.9   0.
   LOCATION  BLOCK42  VOLUME   64.3  104.0   0.
   LOCATION  BLOCK43  VOLUME   69.8  112.0   0.
   LOCATION  BLOCK44  VOLUME   75.3  120.1   0.
   LOCATION  BLOCK45  VOLUME   80.8  128.2   0.
   LOCATION  BLOCK46  VOLUME   86.4  136.2   0.
   LOCATION  BLOCK47  VOLUME   91.9  144.3   0.
```

```
   LOCATION   BLOCK48   VOLUME   97.4   152.3   0.
   LOCATION   BLOCK49   VOLUME  102.9   160.4   0.
   LOCATION   BLOCK50   VOLUME  108.4   168.4   0.
   LOCATION   BLOCK51   VOLUME  113.9   176.5   0.
   LOCATION   BLOCK52   VOLUME  119.4   184.6   0.
   LOCATION   BLOCK53   VOLUME  124.9   192.6   0.
   URBANSRC BLOCK1-BLOCK24
   URBANSRC BLOCK30-BLOCK53

** Volume Source        Rate    Height     Sy     Sz
** Parameters:          ------  -----    -----  -----
** FDR Northbound
   SRCPARAM   BLOCK1   0.0403   2.6      4.5    2.4
   SRCPARAM   BLOCK2   0.0403   2.6      4.5    2.4
   SRCPARAM   BLOCK3   0.0403   2.6      4.5    2.4
   SRCPARAM   BLOCK4   0.0403   2.6      4.5    2.4
   SRCPARAM   BLOCK5   0.0403   2.6      4.5    2.4
   SRCPARAM   BLOCK6   0.0403   2.6      4.5    2.4
   SRCPARAM   BLOCK7   0.0403   2.6      4.5    2.4
   SRCPARAM   BLOCK8   0.0403   2.6      4.5    2.4
   SRCPARAM   BLOCK9   0.0403   2.6      4.5    2.4
   SRCPARAM   BLOCK10  0.0403   2.6      4.5    2.4
   SRCPARAM   BLOCK11  0.0403   2.6      4.5    2.4
   SRCPARAM   BLOCK12  0.0403   2.6      4.5    2.4
   SRCPARAM   BLOCK13  0.0403   2.6      4.5    2.4
   SRCPARAM   BLOCK14  0.0403   2.6      4.5    2.4
   SRCPARAM   BLOCK15  0.0403   2.6      4.5    2.4
   SRCPARAM   BLOCK16  0.0403   2.6      4.5    2.4
   SRCPARAM   BLOCK17  0.0403   2.6      4.5    2.4
   SRCPARAM   BLOCK18  0.0403   2.6      4.5    2.4
   SRCPARAM   BLOCK19  0.0403   2.6      4.5    2.4
   SRCPARAM   BLOCK20  0.0403   2.6      4.5    2.4
   SRCPARAM   BLOCK21  0.0403   2.6      4.5    2.4
   SRCPARAM   BLOCK22  0.0403   2.6      4.5    2.4
   SRCPARAM   BLOCK23  0.0403   2.6      4.5    2.4
   SRCPARAM   BLOCK24  0.0403   2.6      4.5    2.4

** FDR Southbound with Service Road addition
   SRCPARAM   BLOCK30  0.0441   2.6      4.5    2.4
   SRCPARAM   BLOCK31  0.0441   2.6      4.5    2.4
   SRCPARAM   BLOCK32  0.0441   2.6      4.5    2.4
   SRCPARAM   BLOCK33  0.0441   2.6      4.5    2.4
   SRCPARAM   BLOCK34  0.0441   2.6      4.5    2.4
   SRCPARAM   BLOCK35  0.0441   2.6      4.5    2.4
   SRCPARAM   BLOCK36  0.0441   2.6      4.5    2.4
   SRCPARAM   BLOCK37  0.0441   2.6      4.5    2.4
   SRCPARAM   BLOCK38  0.0441   2.6      4.5    2.4
   SRCPARAM   BLOCK39  0.0441   2.6      4.5    2.4
   SRCPARAM   BLOCK40  0.0441   2.6      4.5    2.4
   SRCPARAM   BLOCK41  0.0441   2.6      4.5    2.4
   SRCPARAM   BLOCK42  0.0441   2.6      4.5    2.4
   SRCPARAM   BLOCK43  0.0441   2.6      4.5    2.4
   SRCPARAM   BLOCK44  0.0441   2.6      4.5    2.4
   SRCPARAM   BLOCK45  0.0441   2.6      4.5    2.4
   SRCPARAM   BLOCK46  0.0441   2.6      4.5    2.4
   SRCPARAM   BLOCK47  0.0441   2.6      4.5    2.4
   SRCPARAM   BLOCK48  0.0441   2.6      4.5    2.4
   SRCPARAM   BLOCK49  0.0441   2.6      4.5    2.4
   SRCPARAM   BLOCK50  0.0441   2.6      4.5    2.4
```

```
   SRCPARAM  BLOCK51  0.0441   2.6     4.5   2.4
   SRCPARAM  BLOCK52  0.0441   2.6     4.5   2.4
   SRCPARAM  BLOCK53  0.0441   2.6     4.5   2.4

   SRCGROUP  ALL
SO FINISHED

RE STARTING
   ELEVUNIT METERS
** Receptor      X              Y
** Location  ------   ------
   DISCCART     10.4     -7.1
   DISCCART     14.6     -1.1
   DISCCART     18.8      5.0
   DISCCART     23.0     11.2
   DISCCART     27.2     17.3
   DISCCART     31.4     23.5
   DISCCART     35.6     29.6
   DISCCART     39.8     35.7
   DISCCART     44.0     41.9
   DISCCART     48.2     48.0
   DISCCART     52.4     54.2
   DISCCART     56.6     60.3
   DISCCART     60.8     66.4
   DISCCART     65.0     72.6
   DISCCART     69.2     78.7
   DISCCART     73.4     84.9
   DISCCART     77.6     91.0
   DISCCART     81.8     97.2
   DISCCART     86.0    103.3
   DISCCART     90.2    109.4
   DISCCART     94.4    115.6
   DISCCART     98.6    121.7
   DISCCART    102.8    127.9
   DISCCART    107.0    134.0
   DISCCART    111.2    140.1
   DISCCART    115.4    146.3
   DISCCART    119.6    152.4
   DISCCART    123.8    158.6
   DISCCART    128.0    164.7
   DISCCART    132.2    170.8
   DISCCART    136.4    177.0
   DISCCART    140.6    183.1
   DISCCART    144.8    189.3
   DISCCART    149.0    195.4
   DISCCART    153.2    201.6
   DISCCART    157.4    207.7
   DISCCART    161.6    213.8
   DISCCART    165.8    220.0
   DISCCART    170.0    226.1
   DISCCART    174.2    232.3
   DISCCART    178.4    238.4
   DISCCART    182.6    244.5
   DISCCART    186.8    250.7
   DISCCART    191.0    256.8
   DISCCART    195.2    263.0
   DISCCART    199.4    269.1
   DISCCART    203.6    275.3
   DISCCART    207.8    281.4
```

```
   DISCCART   212.0    287.5
   DISCCART   216.2    293.7
   DISCCART   220.4    299.8
   DISCCART   224.6    306.0
   DISCCART   228.8    312.1
   DISCCART   233.0    318.2
   DISCCART   237.2    324.4
   DISCCART   241.4    330.5
   DISCCART     6.2    -13.4
   DISCCART     2.0    -19.5
   DISCCART    -2.2    -25.7
   DISCCART    -6.4    -31.8

RE FINISHED

ME STARTING
   SURFFILE  LGAOKX02.SFC
   PROFFILE  LGAOKX02.PFL
   SURFDATA  14732  2002  LA GUARDIA
   UAIRDATA  94703  2002  BROOKHAVEN
   PROFBASE  0.0
ME FINISHED

OU STARTING
   RECTABLE  ALLAVE  FIRST-SECOND
   MAXTABLE  ALLAVE  10
OU FINISHED


 *** Message Summary For AERMOD Model Setup ***

 --------- Summary of Total Messages --------

A Total of            0 Fatal Error Message(s)
A Total of           61 Warning Message(s)
A Total of            0 Informational Message(s)


   ******** FATAL ERROR MESSAGES ********
              ***  NONE  ***


   ********   WARNING MESSAGES   ********
CO W206      3 MODOPT:Regulatory DFAULT Overrides Non-DFAULT Option For  FLAT
RE W228    130 DISCAR:Default(s) Used for Missing Parameters on Keyword  DISCCART
RE W228    131 DISCAR:Default(s) Used for Missing Parameters on Keyword  DISCCART
RE W228    132 DISCAR:Default(s) Used for Missing Parameters on Keyword  DISCCART
RE W228    133 DISCAR:Default(s) Used for Missing Parameters on Keyword  DISCCART
RE W228    134 DISCAR:Default(s) Used for Missing Parameters on Keyword  DISCCART
RE W228    135 DISCAR:Default(s) Used for Missing Parameters on Keyword  DISCCART
RE W228    136 DISCAR:Default(s) Used for Missing Parameters on Keyword  DISCCART
RE W228    137 DISCAR:Default(s) Used for Missing Parameters on Keyword  DISCCART
RE W228    138 DISCAR:Default(s) Used for Missing Parameters on Keyword  DISCCART
RE W228    139 DISCAR:Default(s) Used for Missing Parameters on Keyword  DISCCART
RE W228    140 DISCAR:Default(s) Used for Missing Parameters on Keyword  DISCCART
RE W228    141 DISCAR:Default(s) Used for Missing Parameters on Keyword  DISCCART
RE W228    142 DISCAR:Default(s) Used for Missing Parameters on Keyword  DISCCART
RE W228    143 DISCAR:Default(s) Used for Missing Parameters on Keyword  DISCCART
RE W228    144 DISCAR:Default(s) Used for Missing Parameters on Keyword  DISCCART
```

```
RE W228   145 DISCAR:Default(s) Used for Missing Parameters on Keyword  DISCCART
RE W228   146 DISCAR:Default(s) Used for Missing Parameters on Keyword  DISCCART
RE W228   147 DISCAR:Default(s) Used for Missing Parameters on Keyword  DISCCART
RE W228   148 DISCAR:Default(s) Used for Missing Parameters on Keyword  DISCCART
RE W228   149 DISCAR:Default(s) Used for Missing Parameters on Keyword  DISCCART
RE W228   150 DISCAR:Default(s) Used for Missing Parameters on Keyword  DISCCART
RE W228   151 DISCAR:Default(s) Used for Missing Parameters on Keyword  DISCCART
RE W228   152 DISCAR:Default(s) Used for Missing Parameters on Keyword  DISCCART
RE W228   153 DISCAR:Default(s) Used for Missing Parameters on Keyword  DISCCART
RE W228   154 DISCAR:Default(s) Used for Missing Parameters on Keyword  DISCCART
RE W228   155 DISCAR:Default(s) Used for Missing Parameters on Keyword  DISCCART
RE W228   156 DISCAR:Default(s) Used for Missing Parameters on Keyword  DISCCART
RE W228   157 DISCAR:Default(s) Used for Missing Parameters on Keyword  DISCCART
RE W228   158 DISCAR:Default(s) Used for Missing Parameters on Keyword  DISCCART
RE W228   159 DISCAR:Default(s) Used for Missing Parameters on Keyword  DISCCART
RE W228   160 DISCAR:Default(s) Used for Missing Parameters on Keyword  DISCCART
RE W228   161 DISCAR:Default(s) Used for Missing Parameters on Keyword  DISCCART
RE W228   162 DISCAR:Default(s) Used for Missing Parameters on Keyword  DISCCART
RE W228   163 DISCAR:Default(s) Used for Missing Parameters on Keyword  DISCCART
RE W228   164 DISCAR:Default(s) Used for Missing Parameters on Keyword  DISCCART
RE W228   165 DISCAR:Default(s) Used for Missing Parameters on Keyword  DISCCART
RE W228   166 DISCAR:Default(s) Used for Missing Parameters on Keyword  DISCCART
RE W228   167 DISCAR:Default(s) Used for Missing Parameters on Keyword  DISCCART
RE W228   168 DISCAR:Default(s) Used for Missing Parameters on Keyword  DISCCART
RE W228   169 DISCAR:Default(s) Used for Missing Parameters on Keyword  DISCCART
RE W228   170 DISCAR:Default(s) Used for Missing Parameters on Keyword  DISCCART
RE W228   171 DISCAR:Default(s) Used for Missing Parameters on Keyword  DISCCART
RE W228   172 DISCAR:Default(s) Used for Missing Parameters on Keyword  DISCCART
RE W228   173 DISCAR:Default(s) Used for Missing Parameters on Keyword  DISCCART
RE W228   174 DISCAR:Default(s) Used for Missing Parameters on Keyword  DISCCART
RE W228   175 DISCAR:Default(s) Used for Missing Parameters on Keyword  DISCCART
RE W228   176 DISCAR:Default(s) Used for Missing Parameters on Keyword  DISCCART
RE W228   177 DISCAR:Default(s) Used for Missing Parameters on Keyword  DISCCART
RE W228   178 DISCAR:Default(s) Used for Missing Parameters on Keyword  DISCCART
RE W228   179 DISCAR:Default(s) Used for Missing Parameters on Keyword  DISCCART
RE W228   180 DISCAR:Default(s) Used for Missing Parameters on Keyword  DISCCART
RE W228   181 DISCAR:Default(s) Used for Missing Parameters on Keyword  DISCCART
RE W228   182 DISCAR:Default(s) Used for Missing Parameters on Keyword  DISCCART
RE W228   183 DISCAR:Default(s) Used for Missing Parameters on Keyword  DISCCART
RE W228   184 DISCAR:Default(s) Used for Missing Parameters on Keyword  DISCCART
RE W228   185 DISCAR:Default(s) Used for Missing Parameters on Keyword  DISCCART
RE W228   186 DISCAR:Default(s) Used for Missing Parameters on Keyword  DISCCART
RE W228   187 DISCAR:Default(s) Used for Missing Parameters on Keyword  DISCCART
RE W228   188 DISCAR:Default(s) Used for Missing Parameters on Keyword  DISCCART
RE W228   189 DISCAR:Default(s) Used for Missing Parameters on Keyword  DISCCART

**********************************
*** SETUP Finishes Successfully ***
**********************************
```

CONC DFAULT ELEV FLGPOL

*** MODEL SETUP OPTIONS SUMMARY ***

**Model Is Setup For Calculation of Average CONCentration Values.

-- DEPOSITION LOGIC --
**Model Uses NO DRY DEPLETION. DDPLETE = F
**Model Uses NO WET DEPLETION. WDPLETE = F
**NO GAS DRY DEPOSITION Data Provided.

**Model Uses URBAN Dispersion Algorithm for the SBL for 48 Source(s).
The Urban Population = 1500000.0 ; Urban Roughness Length = 1.000 m

**Model Uses Regulatory DEFAULT Options:
1. Stack-tip Downwash.
2. Model Accounts for ELEVated Terrain Effects.
3. Use Calms Processing Routine.
4. Use Missing Data Processing Routine.
5. "Upper Bound" Values for Supersquat Buildings.
6. No Exponential Decay for URBAN/Non-SO2

**Model Accepts FLAGPOLE Receptor Heights.

**Model Calculates 2 Short Term Average(s) of: 1-HR 8-HR

**This Run Includes: 48 Source(s); 1 Source Group(s); and 60 Receptor(s)

**The Model Assumes A Pollutant Type of: CO

**Model Set To Continue RUNning After the Setup Testing.

**Output Options Selected:
Model Outputs Tables of Highest Short Term Values by Receptor (RECTABLE Keyword)
Model Outputs Tables of Overall Maximum Short Term Values (MAXTABLE Keyword)

**NOTE: The Following Flags May Appear Following CONC Values: c for Calm Hours
m for Missing Hours
b for Both Calm and Missing Hours

**Misc. Inputs: Base Elev. for Pot. Temp. Profile (m MSL) = 0.00 ; Decay Coef. = 0.000 ; Rot. Angle = 0.0
Emission Units = GRAMS/SEC ; Emission Rate Unit Factor = 0.10000E+07
Output Units = MICROGRAMS/M**3

**Approximate Storage Requirements of Model = 1.3 MB of RAM.

**Detailed Error/Message File: ERRORS.OUT

**MODELOPTs:
CONC DFAULT ELEV FLGPOL

*** VOLUME SOURCE DATA ***

SOURCE ID	NUMBER PART. CATS.	EMISSION RATE (GRAMS/SEC)	X (METERS)	Y (METERS)	BASE ELEV. (METERS)	RELEASE HEIGHT (METERS)	INIT. SY (METERS)	INIT. SZ (METERS)	URBAN SOURCE	EMISSION RATE SCALAR VARY BY
BLOCK1	0	0.40300E-01	7.3	0.7	0.0	2.60	4.50	2.40	YES	
BLOCK2	0	0.40300E-01	12.8	8.8	0.0	2.60	4.50	2.40	YES	
BLOCK3	0	0.40300E-01	18.3	16.9	0.0	2.60	4.50	2.40	YES	
BLOCK4	0	0.40300E-01	23.9	24.9	0.0	2.60	4.50	2.40	YES	
BLOCK5	0	0.40300E-01	29.4	33.0	0.0	2.60	4.50	2.40	YES	
BLOCK6	0	0.40300E-01	34.9	41.0	0.0	2.60	4.50	2.40	YES	
BLOCK7	0	0.40300E-01	40.4	49.1	0.0	2.60	4.50	2.40	YES	
BLOCK8	0	0.40300E-01	45.9	57.1	0.0	2.60	4.50	2.40	YES	
BLOCK9	0	0.40300E-01	51.4	65.2	0.0	2.60	4.50	2.40	YES	
BLOCK10	0	0.40300E-01	56.9	73.3	0.0	2.60	4.50	2.40	YES	
BLOCK11	0	0.40300E-01	62.4	81.3	0.0	2.60	4.50	2.40	YES	
BLOCK12	0	0.40300E-01	67.9	89.4	0.0	2.60	4.50	2.40	YES	
BLOCK13	0	0.40300E-01	73.5	97.4	0.0	2.60	4.50	2.40	YES	
BLOCK14	0	0.40300E-01	79.0	105.5	0.0	2.60	4.50	2.40	YES	
BLOCK15	0	0.40300E-01	84.5	113.5	0.0	2.60	4.50	2.40	YES	
BLOCK16	0	0.40300E-01	90.0	121.6	0.0	2.60	4.50	2.40	YES	
BLOCK17	0	0.40300E-01	95.5	129.6	0.0	2.60	4.50	2.40	YES	
BLOCK18	0	0.40300E-01	101.0	137.7	0.0	2.60	4.50	2.40	YES	
BLOCK19	0	0.40300E-01	106.5	145.8	0.0	2.60	4.50	2.40	YES	
BLOCK20	0	0.40300E-01	112.0	153.8	0.0	2.60	4.50	2.40	YES	
BLOCK21	0	0.40300E-01	117.5	161.9	0.0	2.60	4.50	2.40	YES	
BLOCK22	0	0.40300E-01	123.0	169.9	0.0	2.60	4.50	2.40	YES	
BLOCK23	0	0.40300E-01	128.6	178.0	0.0	2.60	4.50	2.40	YES	
BLOCK24	0	0.40300E-01	134.1	186.0	0.0	2.60	4.50	2.40	YES	
BLOCK30	0	0.44100E-01	-1.8	7.3	0.0	2.60	4.50	2.40	YES	
BLOCK31	0	0.44100E-01	3.7	15.4	0.0	2.60	4.50	2.40	YES	
BLOCK32	0	0.44100E-01	9.2	23.4	0.0	2.60	4.50	2.40	YES	
BLOCK33	0	0.44100E-01	14.7	31.5	0.0	2.60	4.50	2.40	YES	
BLOCK34	0	0.44100E-01	20.2	39.5	0.0	2.60	4.50	2.40	YES	
BLOCK35	0	0.44100E-01	25.7	47.6	0.0	2.60	4.50	2.40	YES	
BLOCK36	0	0.44100E-01	31.2	55.6	0.0	2.60	4.50	2.40	YES	
BLOCK37	0	0.44100E-01	36.8	63.7	0.0	2.60	4.50	2.40	YES	
BLOCK38	0	0.44100E-01	42.3	71.8	0.0	2.60	4.50	2.40	YES	
BLOCK39	0	0.44100E-01	47.8	79.8	0.0	2.60	4.50	2.40	YES	
BLOCK40	0	0.44100E-01	53.3	87.9	0.0	2.60	4.50	2.40	YES	
BLOCK41	0	0.44100E-01	58.8	95.9	0.0	2.60	4.50	2.40	YES	
BLOCK42	0	0.44100E-01	64.3	104.0	0.0	2.60	4.50	2.40	YES	
BLOCK43	0	0.44100E-01	69.8	112.0	0.0	2.60	4.50	2.40	YES	
BLOCK44	0	0.44100E-01	75.3	120.1	0.0	2.60	4.50	2.40	YES	
BLOCK45	0	0.44100E-01	80.8	128.2	0.0	2.60	4.50	2.40	YES	

**MODELOPTs:
CONC DFAULT ELEV FLGPOL

*** VOLUME SOURCE DATA ***

SOURCE ID	NUMBER PART. CATS.	EMISSION RATE (GRAMS/SEC)	X (METERS)	Y (METERS)	BASE ELEV. (METERS)	RELEASE HEIGHT (METERS)	INIT. SY (METERS)	INIT. SZ (METERS)	URBAN SOURCE	EMISSION RATE SCALAR VARY BY
BLOCK46	0	0.44100E-01	86.4	136.2	0.0	2.60	4.50	2.40	YES	
BLOCK47	0	0.44100E-01	91.9	144.3	0.0	2.60	4.50	2.40	YES	
BLOCK48	0	0.44100E-01	97.4	152.3	0.0	2.60	4.50	2.40	YES	
BLOCK49	0	0.44100E-01	102.9	160.4	0.0	2.60	4.50	2.40	YES	
BLOCK50	0	0.44100E-01	108.4	168.4	0.0	2.60	4.50	2.40	YES	
BLOCK51	0	0.44100E-01	113.9	176.5	0.0	2.60	4.50	2.40	YES	
BLOCK52	0	0.44100E-01	119.4	184.6	0.0	2.60	4.50	2.40	YES	
BLOCK53	0	0.44100E-01	124.9	192.6	0.0	2.60	4.50	2.40	YES	

**MODELOPTs:
CONC DFAULT ELEV FLGPOL

*** SOURCE IDs DEFINING SOURCE GROUPS ***

GROUP ID	SOURCE IDs
ALL	BLOCK1 , BLOCK2 , BLOCK3 , BLOCK4 , BLOCK5 , BLOCK6 , BLOCK7 , BLOCK8 , BLOCK9 , BLOCK10 , BLOCK11 , BLOCK12 , BLOCK13 , BLOCK14 , BLOCK15 , BLOCK16 , BLOCK17 , BLOCK18 , BLOCK19 , BLOCK20 , BLOCK21 , BLOCK22 , BLOCK23 , BLOCK24 , BLOCK30 , BLOCK31 , BLOCK32 , BLOCK33 , BLOCK34 , BLOCK35 , BLOCK36 , BLOCK37 , BLOCK38 , BLOCK39 , BLOCK40 , BLOCK41 , BLOCK42 , BLOCK43 , BLOCK44 , BLOCK45 , BLOCK46 , BLOCK47 , BLOCK48 , BLOCK49 , BLOCK50 , BLOCK51 , BLOCK52 , BLOCK53 ,

**MODELOPTs:
CONC DFAULT ELEV FLGPOL

*** DISCRETE CARTESIAN RECEPTORS ***
(X-COORD, Y-COORD, ZELEV, ZHILL, ZFLAG)
(METERS)

(10.4,	-7.1,	0.0,	0.0,	1.8);	(14.6,	-1.1,	0.0,	0.0,	1.8);
(18.8,	5.0,	0.0,	0.0,	1.8);	(23.0,	11.2,	0.0,	0.0,	1.8);
(27.2,	17.3,	0.0,	0.0,	1.8);	(31.4,	23.5,	0.0,	0.0,	1.8);
(35.6,	29.6,	0.0,	0.0,	1.8);	(39.8,	35.7,	0.0,	0.0,	1.8);
(44.0,	41.9,	0.0,	0.0,	1.8);	(48.2,	48.0,	0.0,	0.0,	1.8);
(52.4,	54.2,	0.0,	0.0,	1.8);	(56.6,	60.3,	0.0,	0.0,	1.8);
(60.8,	66.4,	0.0,	0.0,	1.8);	(65.0,	72.6,	0.0,	0.0,	1.8);
(69.2,	78.7,	0.0,	0.0,	1.8);	(73.4,	84.9,	0.0,	0.0,	1.8);
(77.6,	91.0,	0.0,	0.0,	1.8);	(81.8,	97.2,	0.0,	0.0,	1.8);
(86.0,	103.3,	0.0,	0.0,	1.8);	(90.2,	109.4,	0.0,	0.0,	1.8);
(94.4,	115.6,	0.0,	0.0,	1.8);	(98.6,	121.7,	0.0,	0.0,	1.8);
(102.8,	127.9,	0.0,	0.0,	1.8);	(107.0,	134.0,	0.0,	0.0,	1.8);
(111.2,	140.1,	0.0,	0.0,	1.8);	(115.4,	146.3,	0.0,	0.0,	1.8);
(119.6,	152.4,	0.0,	0.0,	1.8);	(123.8,	158.6,	0.0,	0.0,	1.8);
(128.0,	164.7,	0.0,	0.0,	1.8);	(132.2,	170.8,	0.0,	0.0,	1.8);
(136.4,	177.0,	0.0,	0.0,	1.8);	(140.6,	183.1,	0.0,	0.0,	1.8);
(144.8,	189.3,	0.0,	0.0,	1.8);	(149.0,	195.4,	0.0,	0.0,	1.8);
(153.2,	201.6,	0.0,	0.0,	1.8);	(157.4,	207.7,	0.0,	0.0,	1.8);
(161.6,	213.8,	0.0,	0.0,	1.8);	(165.8,	220.0,	0.0,	0.0,	1.8);
(170.0,	226.1,	0.0,	0.0,	1.8);	(174.2,	232.3,	0.0,	0.0,	1.8);
(178.4,	238.4,	0.0,	0.0,	1.8);	(182.6,	244.5,	0.0,	0.0,	1.8);
(186.8,	250.7,	0.0,	0.0,	1.8);	(191.0,	256.8,	0.0,	0.0,	1.8);
(195.2,	263.0,	0.0,	0.0,	1.8);	(199.4,	269.1,	0.0,	0.0,	1.8);
(203.6,	275.3,	0.0,	0.0,	1.8);	(207.8,	281.4,	0.0,	0.0,	1.8);
(212.0,	287.5,	0.0,	0.0,	1.8);	(216.2,	293.7,	0.0,	0.0,	1.8);
(220.4,	299.8,	0.0,	0.0,	1.8);	(224.6,	306.0,	0.0,	0.0,	1.8);
(228.8,	312.1,	0.0,	0.0,	1.8);	(233.0,	318.2,	0.0,	0.0,	1.8);
(237.2,	324.4,	0.0,	0.0,	1.8);	(241.4,	330.5,	0.0,	0.0,	1.8);
(6.2,	-13.4,	0.0,	0.0,	1.8);	(2.0,	-19.5,	0.0,	0.0,	1.8);
(-2.2,	-25.7,	0.0,	0.0,	1.8);	(-6.4,	-31.8,	0.0,	0.0,	1.8);

**MODELOPTs:
CONC DFAULT ELEV FLGPOL

* SOURCE-RECEPTOR COMBINATIONS FOR WHICH CALCULATIONS MAY NOT BE PERFORMED *
LESS THAN 1.0 METER OR WITHIN OPEN PIT SOURCE

SOURCE ID	- - RECEPTOR LOCATION - - XR (METERS)	YR (METERS)	DISTANCE (METERS)
BLOCK1	10.4	-7.1	-1.28
BLOCK1	14.6	-1.1	-2.16
BLOCK2	14.6	-1.1	0.39
BLOCK2	18.8	5.0	-2.57
BLOCK2	23.0	11.2	0.80
BLOCK3	23.0	11.2	-2.29
BLOCK3	27.2	17.3	-0.77
BLOCK4	27.2	17.3	-1.39
BLOCK4	31.4	23.5	-2.05
BLOCK5	31.4	23.5	0.03
BLOCK5	35.6	29.6	-2.60
BLOCK6	39.8	35.7	-2.46
BLOCK6	44.0	41.9	-0.53
BLOCK7	44.0	41.9	-1.63
BLOCK7	48.2	48.0	-1.80
BLOCK8	48.2	48.0	-0.29
BLOCK8	52.4	54.2	-2.56
BLOCK9	56.6	60.3	-2.53
BLOCK9	60.8	66.4	-0.20
BLOCK10	60.8	66.4	-1.75
BLOCK10	65.0	72.6	-1.54
BLOCK11	65.0	72.6	-0.59
BLOCK11	69.2	78.7	-2.39
BLOCK12	73.4	84.9	-2.57
BLOCK12	77.6	91.0	0.16
BLOCK13	77.6	91.0	-2.07
BLOCK13	81.8	97.2	-1.37
BLOCK14	81.8	97.2	-0.92
BLOCK14	86.0	103.3	-2.34
BLOCK15	86.0	103.3	0.63
BLOCK15	90.2	109.4	-2.65
BLOCK15	94.4	115.6	0.45
BLOCK16	94.4	115.6	-2.23
BLOCK16	98.6	121.7	-1.07
BLOCK17	98.6	121.7	-1.19
BLOCK17	102.8	127.9	-2.18
BLOCK18	102.8	127.9	0.29
BLOCK18	107.0	134.0	-2.63
BLOCK18	111.2	140.1	0.80
BLOCK19	111.2	140.1	-2.29

**MODELOPTs:
CONC DFAULT ELEV FLGPOL

* SOURCE-RECEPTOR COMBINATIONS FOR WHICH CALCULATIONS MAY NOT BE PERFORMED *
LESS THAN 1.0 METER OR WITHIN OPEN PIT SOURCE

SOURCE ID	- - RECEPTOR LOCATION - - XR (METERS)	YR (METERS)	DISTANCE (METERS)
BLOCK19	115.4	146.3	-0.76
BLOCK20	115.4	146.3	-1.44
BLOCK20	119.6	152.4	-1.95
BLOCK21	119.6	152.4	0.05
BLOCK21	123.8	158.6	-2.56
BLOCK22	128.0	164.7	-2.46
BLOCK22	132.2	170.8	-0.43
BLOCK23	132.2	170.8	-1.63
BLOCK23	136.4	177.0	-1.81
BLOCK24	136.4	177.0	-0.39
BLOCK24	140.6	183.1	-2.56

```
**MODELOPTs:
CONC                          DFAULT ELEV   FLGPOL

                                  *** METEOROLOGICAL DAYS SELECTED FOR PROCESSING ***
                                                   (1=YES; 0=NO)

            1 1 1 1 1 1 1 1 1 1  1 1 1 1 1 1 1 1 1 1  1 1 1 1 1 1 1 1 1 1  1 1 1 1 1 1 1 1 1 1  1 1 1 1 1 1 1 1 1 1
            1 1 1 1 1 1 1 1 1 1  1 1 1 1 1 1 1 1 1 1  1 1 1 1 1 1 1 1 1 1  1 1 1 1 1 1 1 1 1 1  1 1 1 1 1 1 1 1 1 1
            1 1 1 1 1 1 1 1 1 1  1 1 1 1 1 1 1 1 1 1  1 1 1 1 1 1 1 1 1 1  1 1 1 1 1 1 1 1 1 1  1 1 1 1 1 1 1 1 1 1
            1 1 1 1 1 1 1 1 1 1  1 1 1 1 1 1 1 1 1 1  1 1 1 1 1 1 1 1 1 1  1 1 1 1 1 1 1 1 1 1  1 1 1 1 1 1 1 1 1 1
            1 1 1 1 1 1 1 1 1 1  1 1 1 1 1 1 1 1 1 1  1 1 1 1 1 1 1 1 1 1  1 1 1 1 1 1 1 1 1 1  1 1 1 1 1 1 1 1 1 1
            1 1 1 1 1 1 1 1 1 1  1 1 1 1 1 1 1 1 1 1  1 1 1 1 1 1 1 1 1 1  1 1 1 1 1 1 1 1 1 1  1 1 1 1 1 1 1 1 1 1
            1 1 1 1 1 1 1 1 1 1  1 1 1 1 1 1 1 1 1 1  1 1 1 1 1 1 1 1 1 1  1 1 1 1 1 1 1 1 1 1  1 1 1 1 1 1 1 1 1 1
            1 1 1 1 1 1 1 1 1 1  1 1 1 1 1 1

                  METEOROLOGICAL DATA PROCESSED BETWEEN START DATE:    0   0  0  0
                                                    AND END DATE: 9999  99 99 24

              NOTE:  METEOROLOGICAL DATA ACTUALLY PROCESSED WILL ALSO DEPEND ON WHAT IS INCLUDED IN THE DATA FILE.


                           *** UPPER BOUND OF FIRST THROUGH FIFTH WIND SPEED CATEGORIES ***
                                                 (METERS/SEC)

                                      1.54,   3.09,   5.14,   8.23,  10.80,
```

**MODELOPTs:
CONC DFAULT ELEV FLGPOL

*** UP TO THE FIRST 24 HOURS OF METEOROLOGICAL DATA ***

Surface file: LGAOKX02.SFC
Profile file: LGAOKX02.PFL
Surface format: (3(I2,1X),I3,1X,I2,1X,F6.1,1X,3(F6.3,1X),2(F5.0,1X),F8.1,1X,F6.3,1X,2(F6.2,1X),F7.2,1X,F5.0,3(1X,F6.1))
Profile format: (4(I2,1X),F6.1,1X,I1,1X,F5.0,1X,F7.2,1X,F7.2,1X,F6.1,1X,F7.2)
Surface station no.: 14732 Upper air station no.: 94703
Name: LA Name: BROOKHAVEN
Year: 2002 Year: 2002

First 24 hours of scalar data

YR	MO	DY	JDY	HR	H0	U*	W*	DT/DZ	ZICNV	ZIMCH	M-O LEN	Z0	BOWEN	ALBEDO	REF WS	WD	HT	REF TA	HT
02	01	01	0	01	-64.0	0.906	-9.000	-9.000	-999.	1984.	1053.3	1.00	1.50	1.00	5.10	291.	9.1	269.2	2.0
02	01	01	1	02	-64.0	1.018	-9.000	-9.000	-999.	2355.	1496.7	1.00	1.50	1.00	5.70	278.	9.1	269.2	2.0
02	01	01	1	03	-64.0	0.811	-9.000	-9.000	-999.	1737.	756.1	1.00	1.50	1.00	4.60	304.	9.1	269.2	2.0
02	01	01	1	04	-64.0	1.018	-9.000	-9.000	-999.	2355.	1496.3	1.00	1.50	1.00	5.70	313.	9.1	269.2	2.0
02	01	01	1	05	-64.0	0.613	-9.000	-9.000	-999.	1297.	327.1	1.00	1.50	1.00	3.60	303.	9.1	269.2	2.0
02	01	01	1	06	-64.0	0.613	-9.000	-9.000	-999.	1111.	327.1	1.00	1.50	1.00	3.60	292.	9.1	268.1	2.0
02	01	01	1	07	-64.0	0.811	-9.000	-9.000	-999.	1677.	756.7	1.00	1.50	1.00	4.60	285.	9.1	268.1	2.0
02	01	01	1	08	-64.0	0.811	-9.000	-9.000	-999.	1680.	756.9	1.00	1.50	0.84	4.60	293.	9.1	268.1	2.0
02	01	01	1	09	-47.7	0.911	-9.000	-9.000	-999.	1993.	1440.3	1.00	1.50	0.55	5.10	317.	9.1	268.1	2.0
02	01	01	1	10	23.8	1.126	0.313	0.005	47.	2735.	-5442.0	1.00	1.50	0.44	6.20	311.	9.1	269.2	2.0
02	01	01	1	11	54.3	0.845	0.532	0.008	101.	1889.	-1008.5	1.00	1.50	0.41	4.60	304.	9.1	270.9	2.0
02	01	01	1	12	70.0	1.311	0.768	0.006	235.	3441.	-2918.3	1.00	1.50	0.39	7.20	326.	9.1	272.0	2.0
02	01	01	1	13	69.9	1.132	0.903	0.005	383.	2832.	-1879.9	1.00	1.50	0.39	6.20	303.	9.1	273.8	2.0
02	01	01	1	14	61.4	1.220	0.955	0.005	514.	3088.	-2681.9	1.00	1.50	0.41	6.70	309.	9.1	275.4	2.0
02	01	01	1	15	31.0	1.488	0.791	0.009	578.	3972.	-8888.0	1.00	1.50	0.45	8.20	322.	9.1	275.4	2.0
02	01	01	1	16	-49.4	1.480	-9.000	-9.000	-999.	3998.	5958.8	1.00	1.50	0.56	8.20	314.	9.1	275.4	2.0
02	01	01	1	17	-64.0	1.296	-9.000	-9.000	-999.	3450.	3085.0	1.00	1.50	0.86	7.20	311.	9.1	274.2	2.0
02	01	01	1	18	-64.0	1.111	-9.000	-9.000	-999.	2769.	1949.1	1.00	1.50	1.00	6.20	297.	9.1	274.2	2.0
02	01	01	1	19	-64.0	1.588	-9.000	-9.000	-999.	3980.	5691.5	1.00	1.50	1.00	8.80	324.	9.1	273.1	2.0
02	01	01	1	20	-64.0	1.952	-9.000	-9.000	-999.	3999.	8888.0	1.00	1.50	1.00	10.80	317.	9.1	272.0	2.0
02	01	01	1	21	-64.0	1.679	-9.000	-9.000	-999.	4000.	6740.3	1.00	1.50	1.00	9.30	320.	9.1	272.0	2.0
02	01	01	1	22	-64.0	1.387	-9.000	-9.000	-999.	3778.	3800.2	1.00	1.50	1.00	7.70	342.	9.1	270.9	2.0
02	01	01	1	23	-64.0	1.862	-9.000	-9.000	-999.	3994.	8888.0	1.00	1.50	1.00	10.30	320.	9.1	270.9	2.0
02	01	01	1	24	-64.0	1.479	-9.000	-9.000	-999.	4000.	4605.8	1.00	1.50	1.00	8.20	310.	9.1	270.9	2.0

First hour of profile data

YR	MO	DY	HR	HEIGHT	F	WDIR	WSPD	AMB_TMP	sigmaA	sigmaW	sigmaV
02	01	01	01	9.1	1	291.	5.10	269.3	99.0	-99.00	-99.00

F indicates top of profile (=1) or below (=0)

CONC DFAULT ELEV FLGPOL

*** THE 1ST HIGHEST 1-HR AVERAGE CONCENTRATION VALUES FOR SOURCE GROUP: ALL ***
INCLUDING SOURCE(S): BLOCK1 , BLOCK2 , BLOCK3 , BLOCK4 , BLOCK5 , BLOCK6 , BLOCK7 ,
BLOCK8 , BLOCK9 , BLOCK10 , BLOCK11 , BLOCK12 , BLOCK13 , BLOCK14 , BLOCK15 , BLOCK16 , BLOCK17 , BLOCK18 , BLOCK19 ,
BLOCK20 , BLOCK21 , BLOCK22 , BLOCK23 , BLOCK24 , BLOCK30 , BLOCK31 , BLOCK32 , BLOCK33 , BLOCK34 , BLOCK35 , . . . ,

*** DISCRETE CARTESIAN RECEPTOR POINTS ***

** CONC OF CO IN MICROGRAMS/M**3 **

X-COORD (M)	Y-COORD (M)	CONC	(YYMMDDHH)	X-COORD (M)	Y-COORD (M)	CONC	(YYMMDDHH)
10.40	-7.10	986.25885	(02082704)	14.60	-1.10	979.21405	(02082704)
18.80	5.00	1200.42688	(02082704)	23.00	11.20	1146.38232	(02082704)
27.20	17.30	1146.52478	(02082704)	31.40	23.50	1152.20959	(02082704)
35.60	29.60	1318.46350	(02082704)	39.80	35.70	1304.70740	(02082704)
44.00	41.90	1200.94641	(02082704)	48.20	48.00	1182.87097	(02082704)
52.40	54.20	1274.61365	(02091702)	56.60	60.30	1312.22156	(02082704)
60.80	66.40	1198.36499	(02082704)	65.00	72.60	1168.05469	(02082704)
69.20	78.70	1280.70752	(02091702)	73.40	84.90	1289.17078	(02082704)
77.60	91.00	1168.77417	(02082704)	81.80	97.20	1162.43140	(02050105)
86.00	103.30	1201.08081	(02050105)	90.20	109.40	1313.29175	(02050105)
94.40	115.60	1162.87329	(02050105)	98.60	121.70	1182.41138	(02050105)
102.80	127.90	1205.60901	(02050105)	107.00	134.00	1312.03882	(02050105)
111.20	140.10	1154.61096	(02050105)	115.40	146.30	1164.05139	(02050105)
119.60	152.40	1172.48718	(02050105)	123.80	158.60	1265.37146	(02050105)
128.00	164.70	1264.45667	(02050105)	132.20	170.80	1065.64026	(02050105)
136.40	177.00	1024.75964	(02050105)	140.60	183.10	1044.44897	(02050105)
144.80	189.30	1062.15808	(02050105)	149.00	195.40	883.67212	(02050105)
153.20	201.60	750.61218	(02090701)	157.40	207.70	653.77222	(02090701)
161.60	213.80	576.24854	(02090701)	165.80	220.00	513.19238	(02090701)
170.00	226.10	461.88303	(02090701)	174.20	232.30	418.93851	(02090701)
178.40	238.40	383.05627	(02090701)	182.60	244.50	352.45636	(02090701)
186.80	250.70	325.85303	(02090701)	191.00	256.80	302.90329	(02090701)
195.20	263.00	282.56952	(02090701)	199.40	269.10	264.75012	(02090701)
203.60	275.30	248.72443	(02090701)	207.80	281.40	234.50452	(02090701)
212.00	287.50	221.68752	(02090701)	216.20	293.70	209.96211	(02090701)
220.40	299.80	199.40814	(02090701)	224.60	306.00	189.66663	(02090701)
228.80	312.10	180.83279	(02090701)	233.00	318.20	172.70505	(02090701)
237.20	324.40	165.12210	(02090701)	241.40	330.50	158.18349	(02090701)
6.20	-13.40	994.44629	(02082704)	2.00	-19.50	843.78552	(02082704)
-2.20	-25.70	721.32416	(02082704)	-6.40	-31.80	625.83466	(02082704)

**MODELOPTs:
CONC DFAULT ELEV FLGPOL

*** THE 2ND HIGHEST 1-HR AVERAGE CONCENTRATION VALUES FOR SOURCE GROUP: ALL ***
INCLUDING SOURCE(S): BLOCK1 , BLOCK2 , BLOCK3 , BLOCK4 , BLOCK5 , BLOCK6 , BLOCK7 ,
BLOCK8 , BLOCK9 , BLOCK10 , BLOCK11 , BLOCK12 , BLOCK13 , BLOCK14 , BLOCK15 , BLOCK16 , BLOCK17 , BLOCK18 , BLOCK19 ,
BLOCK20 , BLOCK21 , BLOCK22 , BLOCK23 , BLOCK24 , BLOCK30 , BLOCK31 , BLOCK32 , BLOCK33 , BLOCK34 , BLOCK35 , . . . ,

*** DISCRETE CARTESIAN RECEPTOR POINTS ***

** CONC OF CO IN MICROGRAMS/M**3 **

X-COORD (M)	Y-COORD (M)	CONC	(YYMMDDHH)	X-COORD (M)	Y-COORD (M)	CONC	(YYMMDDHH)
10.40	-7.10	880.68768	(02121303)	14.60	-1.10	870.11804	(02121303)
18.80	5.00	1099.72363	(02121303)	23.00	11.20	1051.01978	(02121303)
27.20	17.30	1054.02417	(02121303)	31.40	23.50	1056.53711	(02121303)
35.60	29.60	1233.34766	(02121303)	39.80	35.70	1226.00012	(02091702)
44.00	41.90	1123.44849	(02091702)	48.20	48.00	1104.56836	(02121303)
52.40	54.20	1273.26733	(02121303)	56.60	60.30	1253.96570	(02091702)
60.80	66.40	1142.30603	(02091702)	65.00	72.60	1120.28687	(02081305)
69.20	78.70	1277.53064	(02090906)	73.40	84.90	1285.75000	(02050105)
77.60	91.00	1139.42249	(02050105)	81.80	97.20	1151.10779	(02090823)
86.00	103.30	1190.79468	(02090823)	90.20	109.40	1304.59082	(02090823)
94.40	115.60	1151.90051	(02090823)	98.60	121.70	1171.06299	(02090823)
102.80	127.90	1193.13708	(02090823)	107.00	134.00	1301.23816	(02090823)
111.20	140.10	1142.05542	(02090823)	115.40	146.30	1151.26282	(02090823)
119.60	152.40	1158.33643	(02090823)	123.80	158.60	1252.74902	(02090823)
128.00	164.70	1253.24622	(02090823)	132.20	170.80	1051.32068	(02090823)
136.40	177.00	1008.59106	(02090823)	140.60	183.10	1029.78479	(02090823)
144.80	189.30	1048.94617	(02090823)	149.00	195.40	872.37903	(02090701)
153.20	201.60	738.81689	(02050105)	157.40	207.70	626.36322	(02050105)
161.60	213.80	547.14752	(02112024)	165.80	220.00	486.67343	(02112024)
170.00	226.10	437.66208	(02050104)	174.20	232.30	397.52350	(02050104)
178.40	238.40	363.89648	(02050104)	182.60	244.50	335.19559	(02050104)
186.80	250.70	310.27063	(02050104)	191.00	256.80	288.82141	(02090703)
195.20	263.00	269.87631	(02090703)	199.40	269.10	253.18443	(02090703)
203.60	275.30	238.21123	(02090703)	207.80	281.40	224.85236	(02090703)
212.00	287.50	212.79735	(02090703)	216.20	293.70	201.80458	(02090703)
220.40	299.80	191.85368	(02090703)	224.60	306.00	182.70195	(02090703)
228.80	312.10	174.35434	(02090703)	233.00	318.20	166.66696	(02090703)
237.20	324.40	159.52448	(02090703)	241.40	330.50	152.94890	(02090703)
6.20	-13.40	872.64490	(02042621)	2.00	-19.50	730.43738	(02042621)
-2.20	-25.70	617.44781	(02042621)	-6.40	-31.80	531.57196	(02042621)

**MODELOPTs:
CONC DFAULT ELEV FLGPOL

*** THE 1ST HIGHEST 8-HR AVERAGE CONCENTRATION VALUES FOR SOURCE GROUP: ALL ***
INCLUDING SOURCE(S): BLOCK1 , BLOCK2 , BLOCK3 , BLOCK4 , BLOCK5 , BLOCK6 , BLOCK7 ,
BLOCK8 , BLOCK9 , BLOCK10 , BLOCK11 , BLOCK12 , BLOCK13 , BLOCK14 , BLOCK15 , BLOCK16 , BLOCK17 , BLOCK18 , BLOCK19 ,
BLOCK20 , BLOCK21 , BLOCK22 , BLOCK23 , BLOCK24 , BLOCK30 , BLOCK31 , BLOCK32 , BLOCK33 , BLOCK34 , BLOCK35 , . . . ,

*** DISCRETE CARTESIAN RECEPTOR POINTS ***

** CONC OF CO IN MICROGRAMS/M**3 **

X-COORD (M)	Y-COORD (M)	CONC	(YYMMDDHH)	X-COORD (M)	Y-COORD (M)	CONC	(YYMMDDHH)
10.40	-7.10	492.24915	(02121308)	14.60	-1.10	496.24100	(02121308)
18.80	5.00	638.73395	(02121308)	23.00	11.20	609.10126	(02121308)
27.20	17.30	614.23975	(02121308)	31.40	23.50	618.73639	(02121308)
35.60	29.60	725.89258	(02121308)	39.80	35.70	723.14020	(02121308)
44.00	41.90	660.03430	(02121308)	48.20	48.00	654.46753	(02022508)
52.40	54.20	748.04291	(02022508)	56.60	60.30	755.18134c	(02050108)
60.80	66.40	684.32220	(02022508)	65.00	72.60	707.36914	(02022508)
69.20	78.70	792.54822	(02022508)	73.40	84.90	788.12164c	(02050108)
77.60	91.00	717.20764	(02022508)	81.80	97.20	734.13312	(02022508)
86.00	103.30	753.26459	(02022508)	90.20	109.40	810.04559c	(02050108)
94.40	115.60	733.27582	(02022508)	98.60	121.70	742.07684	(02022508)
102.80	127.90	756.52856	(02022508)	107.00	134.00	818.87109c	(02050108)
111.20	140.10	726.39258	(02022508)	115.40	146.30	728.02332	(02022508)
119.60	152.40	732.12714	(02022508)	123.80	158.60	786.67865	(02022508)
128.00	164.70	739.89307c	(02050108)	132.20	170.80	655.15723	(02022508)
136.40	177.00	623.98596	(02022508)	140.60	183.10	630.32190	(02022508)
144.80	189.30	604.31299	(02022508)	149.00	195.40	528.77881	(02022508)
153.20	201.60	446.15820	(02022508)	157.40	207.70	382.74826	(02022508)
161.60	213.80	333.40039	(02022508)	165.80	220.00	294.17215	(02022508)
170.00	226.10	262.77783	(02022508)	174.20	232.30	236.89500	(02022508)
178.40	238.40	215.47989	(02022508)	182.60	244.50	197.38383	(02022508)
186.80	250.70	181.80402	(02022508)	191.00	256.80	168.42387	(02022508)
195.20	263.00	156.66409	(02022508)	199.40	269.10	146.38365	(02022508)
203.60	275.30	137.20345	(02022508)	207.80	281.40	129.06558	(02022508)
212.00	287.50	121.75597	(02022508)	216.20	293.70	115.11168	(02022508)
220.40	299.80	109.12759	(02022508)	224.60	306.00	103.63837	(02022508)
228.80	312.10	98.65376	(02022508)	233.00	318.20	94.07770	(02022508)
237.20	324.40	89.83429	(02022508)	241.40	330.50	85.94248	(02022508)
6.20	-13.40	477.26614	(02121308)	2.00	-19.50	380.12009c	(02082708)
-2.20	-25.70	312.73441c	(02082708)	-6.40	-31.80	263.37198c	(02082708)

**MODELOPTs:
CONC DFAULT ELEV FLGPOL

*** THE 2ND HIGHEST 8-HR AVERAGE CONCENTRATION VALUES FOR SOURCE GROUP: ALL ***
INCLUDING SOURCE(S): BLOCK1 , BLOCK2 , BLOCK3 , BLOCK4 , BLOCK5 , BLOCK6 , BLOCK7 ,
BLOCK8 , BLOCK9 , BLOCK10 , BLOCK11 , BLOCK12 , BLOCK13 , BLOCK14 , BLOCK15 , BLOCK16 , BLOCK17 , BLOCK18 , BLOCK19 ,
BLOCK20 , BLOCK21 , BLOCK22 , BLOCK23 , BLOCK24 , BLOCK30 , BLOCK31 , BLOCK32 , BLOCK33 , BLOCK34 , BLOCK35 , . . . ,

*** DISCRETE CARTESIAN RECEPTOR POINTS ***

** CONC OF CO IN MICROGRAMS/M**3 **

X-COORD (M)	Y-COORD (M)	CONC	(YYMMDDHH)	X-COORD (M)	Y-COORD (M)	CONC	(YYMMDDHH)
10.40	-7.10	474.33939c	(02082708)	14.60	-1.10	472.25021c	(02082708)
18.80	5.00	607.14569c	(02082708)	23.00	11.20	574.70453c	(02082708)
27.20	17.30	580.94531	(02021908)	31.40	23.50	592.33783	(02021908)
35.60	29.60	693.72412	(02021908)	39.80	35.70	690.09979	(02021908)
44.00	41.90	628.92346	(02021908)	48.20	48.00	650.78290c	(02050108)
52.40	54.20	747.67670c	(02050108)	56.60	60.30	741.76837	(02121308)
60.80	66.40	680.37689c	(02050108)	65.00	72.60	699.73700c	(02050108)
69.20	78.70	789.09460c	(02050108)	73.40	84.90	779.62372	(02022508)
77.60	91.00	711.52875c	(02050108)	81.80	97.20	724.18787c	(02050108)
86.00	103.30	742.29767c	(02050108)	90.20	109.40	796.35107	(02022508)
94.40	115.60	726.00397c	(02050108)	98.60	121.70	732.03851c	(02050108)
102.80	127.90	744.22064c	(02050108)	107.00	134.00	813.16498	(02022508)
111.20	140.10	719.09045c	(02050108)	115.40	146.30	717.72552c	(02050108)
119.60	152.40	719.26422c	(02050108)	123.80	158.60	784.08789c	(02050108)
128.00	164.70	738.02521	(02022508)	132.20	170.80	640.07556c	(02050108)
136.40	177.00	600.43195c	(02050108)	140.60	183.10	603.48834c	(02050108)
144.80	189.30	588.87195c	(02050108)	149.00	195.40	496.72647c	(02050108)
153.20	201.60	414.12064c	(02050108)	157.40	207.70	352.20917c	(02050108)
161.60	213.80	304.57892c	(02050108)	165.80	220.00	267.12064c	(02050108)
170.00	226.10	237.75792c	(02050108)	174.20	232.30	213.21764c	(02050108)
178.40	238.40	193.13484c	(02050108)	182.60	244.50	176.23511c	(02050108)
186.80	250.70	161.67429c	(02050108)	191.00	256.80	149.26804c	(02050108)
195.20	263.00	138.34268c	(02050108)	199.40	269.10	128.86429c	(02050108)
203.60	275.30	120.37534c	(02050108)	207.80	281.40	112.90655c	(02050108)
212.00	287.50	106.21012c	(02050108)	216.20	293.70	100.10005c	(02050108)
220.40	299.80	94.64098c	(02050108)	224.60	306.00	89.61266c	(02050108)
228.80	312.10	85.08436c	(02050108)	233.00	318.20	80.93478c	(02050108)
237.20	324.40	77.06917c	(02050108)	241.40	330.50	73.55444c	(02050108)
6.20	-13.40	471.58157c	(02082708)	2.00	-19.50	369.29950	(02121308)
-2.20	-25.70	293.84799	(02121308)	-6.40	-31.80	244.70193	(02083108)

**MODELOPTs:
CONC DFAULT ELEV FLGPOL

*** THE MAXIMUM 10 1-HR AVERAGE CONCENTRATION VALUES FOR SOURCE GROUP: ALL ***
INCLUDING SOURCE(S): BLOCK1 , BLOCK2 , BLOCK3 , BLOCK4 , BLOCK5 , BLOCK6 , BLOCK7 ,
BLOCK8 , BLOCK9 , BLOCK10 , BLOCK11 , BLOCK12 , BLOCK13 , BLOCK14 , BLOCK15 , BLOCK16 , BLOCK17 , BLOCK18 , BLOCK19 ,
BLOCK20 , BLOCK21 , BLOCK22 , BLOCK23 , BLOCK24 , BLOCK30 , BLOCK31 , BLOCK32 , BLOCK33 , BLOCK34 , BLOCK35 , . . . ,

** CONC OF CO IN MICROGRAMS/M**3 **

RANK	CONC	(YYMMDDHH)	AT	RECEPTOR (XR,YR)	OF TYPE	RANK	CONC	(YYMMDDHH)	AT	RECEPTOR (XR,YR)	OF TYPE
1.	1318.46350	(02082704)	AT (	35.60, 29.60)	DC	6.	1304.59082	(02090823)	AT (	90.20, 109.40)	DC
2.	1313.29175	(02050105)	AT (	90.20, 109.40)	DC	7.	1301.23816	(02090823)	AT (	107.00, 134.00)	DC
3.	1312.22156	(02082704)	AT (	56.60, 60.30)	DC	8.	1289.17078	(02082704)	AT (	73.40, 84.90)	DC
4.	1312.03882	(02050105)	AT (	107.00, 134.00)	DC	9.	1285.75000	(02050105)	AT (	73.40, 84.90)	DC
5.	1304.70740	(02082704)	AT (	39.80, 35.70)	DC	10.	1281.99634	(02090806)	AT (	90.20, 109.40)	DC

*** RECEPTOR TYPES: GC = GRIDCART
GP = GRIDPOLR
DC = DISCCART
DP = DISCPOLR

**MODELOPTs:
CONC DFAULT ELEV FLGPOL

*** THE MAXIMUM 10 8-HR AVERAGE CONCENTRATION VALUES FOR SOURCE GROUP: ALL ***
INCLUDING SOURCE(S): BLOCK1 , BLOCK2 , BLOCK3 , BLOCK4 , BLOCK5 , BLOCK6 , BLOCK7 ,
BLOCK8 , BLOCK9 , BLOCK10 , BLOCK11 , BLOCK12 , BLOCK13 , BLOCK14 , BLOCK15 , BLOCK16 , BLOCK17 , BLOCK18 , BLOCK19 ,
BLOCK20 , BLOCK21 , BLOCK22 , BLOCK23 , BLOCK24 , BLOCK30 , BLOCK31 , BLOCK32 , BLOCK33 , BLOCK34 , BLOCK35 , . . . ,

** CONC OF CO IN MICROGRAMS/M**3 **

RANK	CONC	(YYMMDDHH)	AT	RECEPTOR (XR,YR)		OF TYPE	RANK	CONC	(YYMMDDHH)	AT	RECEPTOR (XR,YR)		OF TYPE
1.	818.87109c	(02050108)	AT (	107.00,	134.00)	DC	6.	789.09460c	(02050108)	AT (	69.20,	78.70)	DC
2.	813.16498	(02022508)	AT (	107.00,	134.00)	DC	7.	788.12164c	(02050108)	AT (	73.40,	84.90)	DC
3.	810.04559c	(02050108)	AT (	90.20,	109.40)	DC	8.	786.67865	(02022508)	AT (	123.80,	158.60)	DC
4.	796.35107	(02022508)	AT (	90.20,	109.40)	DC	9.	784.08789c	(02050108)	AT (	123.80,	158.60)	DC
5.	792.54822	(02022508)	AT (	69.20,	78.70)	DC	10.	779.62372	(02022508)	AT (	73.40,	84.90)	DC

*** RECEPTOR TYPES: GC = GRIDCART
GP = GRIDPOLR
DC = DISCCART
DP = DISCPOLR

**MODELOPTs:
CONC DFAULT ELEV FLGPOL

*** THE SUMMARY OF HIGHEST 1-HR RESULTS ***

** CONC OF CO IN MICROGRAMS/M**3 **

GROUP ID		AVERAGE CONC	DATE (YYMMDDHH)	RECEPTOR (XR, YR, ZELEV, ZHILL, ZFLAG)	NETWORK OF TYPE	GRID-ID
ALL	HIGH 1ST HIGH VALUE IS	1318.46350	ON 02082704:	AT (35.60, 29.60, 0.00, 0.00, 1.80)	DC	
	HIGH 2ND HIGH VALUE IS	1304.59082	ON 02090823:	AT (90.20, 109.40, 0.00, 0.00, 1.80)	DC	

*** RECEPTOR TYPES: GC = GRIDCART
GP = GRIDPOLR
DC = DISCCART
DP = DISCPOLR

*** THE SUMMARY OF HIGHEST 8-HR RESULTS ***

** CONC OF CO IN MICROGRAMS/M**3 **

GROUP ID		AVERAGE CONC	DATE (YYMMDDHH)	RECEPTOR (XR, YR, ZELEV, ZHILL, ZFLAG)	NETWORK OF TYPE	GRID-ID
ALL	HIGH 1ST HIGH VALUE IS	818.87109c	ON 02050108:	AT (107.00, 134.00, 0.00, 0.00, 1.80)	DC	
	HIGH 2ND HIGH VALUE IS	813.16498	ON 02022508:	AT (107.00, 134.00, 0.00, 0.00, 1.80)	DC	

*** RECEPTOR TYPES: GC = GRIDCART
GP = GRIDPOLR
DC = DISCCART
DP = DISCPOLR

CONC   DFAULT ELEV   FLGPOL

*** Message Summary : AERMOD Model Execution ***

--------- Summary of Total Messages --------

A Total of   0 Fatal Error Message(s)
A Total of   61 Warning Message(s)
A Total of   239 Informational Message(s)

A Total of   239 Calm Hours Identified

A Total of   0 Missing Hours Identified (0.00 Percent)

******** FATAL ERROR MESSAGES ********
           *** NONE ***

********   WARNING MESSAGES   ********
CO W206   3 MODOPT:Regulatory DFAULT Overrides Non-DFAULT Option For FLAT
RE W228   130 DISCAR:Default(s) Used for Missing Parameters on Keyword DISCCART
RE W228   131 DISCAR:Default(s) Used for Missing Parameters on Keyword DISCCART
RE W228   132 DISCAR:Default(s) Used for Missing Parameters on Keyword DISCCART
RE W228   133 DISCAR:Default(s) Used for Missing Parameters on Keyword DISCCART
RE W228   134 DISCAR:Default(s) Used for Missing Parameters on Keyword DISCCART
RE W228   135 DISCAR:Default(s) Used for Missing Parameters on Keyword DISCCART
RE W228   136 DISCAR:Default(s) Used for Missing Parameters on Keyword DISCCART
RE W228   137 DISCAR:Default(s) Used for Missing Parameters on Keyword DISCCART
RE W228   138 DISCAR:Default(s) Used for Missing Parameters on Keyword DISCCART
RE W228   139 DISCAR:Default(s) Used for Missing Parameters on Keyword DISCCART
RE W228   140 DISCAR:Default(s) Used for Missing Parameters on Keyword DISCCART
RE W228   141 DISCAR:Default(s) Used for Missing Parameters on Keyword DISCCART
RE W228   142 DISCAR:Default(s) Used for Missing Parameters on Keyword DISCCART
RE W228   143 DISCAR:Default(s) Used for Missing Parameters on Keyword DISCCART
RE W228   144 DISCAR:Default(s) Used for Missing Parameters on Keyword DISCCART
RE W228   145 DISCAR:Default(s) Used for Missing Parameters on Keyword DISCCART
RE W228   146 DISCAR:Default(s) Used for Missing Parameters on Keyword DISCCART
RE W228   147 DISCAR:Default(s) Used for Missing Parameters on Keyword DISCCART
RE W228   148 DISCAR:Default(s) Used for Missing Parameters on Keyword DISCCART
RE W228   149 DISCAR:Default(s) Used for Missing Parameters on Keyword DISCCART
RE W228   150 DISCAR:Default(s) Used for Missing Parameters on Keyword DISCCART
RE W228   151 DISCAR:Default(s) Used for Missing Parameters on Keyword DISCCART
RE W228   152 DISCAR:Default(s) Used for Missing Parameters on Keyword DISCCART
RE W228   153 DISCAR:Default(s) Used for Missing Parameters on Keyword DISCCART
RE W228   154 DISCAR:Default(s) Used for Missing Parameters on Keyword DISCCART
RE W228   155 DISCAR:Default(s) Used for Missing Parameters on Keyword DISCCART
RE W228   156 DISCAR:Default(s) Used for Missing Parameters on Keyword DISCCART
RE W228   157 DISCAR:Default(s) Used for Missing Parameters on Keyword DISCCART
RE W228   158 DISCAR:Default(s) Used for Missing Parameters on Keyword DISCCART
RE W228   159 DISCAR:Default(s) Used for Missing Parameters on Keyword DISCCART
RE W228   160 DISCAR:Default(s) Used for Missing Parameters on Keyword DISCCART
RE W228   161 DISCAR:Default(s) Used for Missing Parameters on Keyword DISCCART
RE W228   162 DISCAR:Default(s) Used for Missing Parameters on Keyword DISCCART
RE W228   163 DISCAR:Default(s) Used for Missing Parameters on Keyword DISCCART

```
RE W228   164 DISCAR:Default(s) Used for Missing Parameters on Keyword  DISCCART
RE W228   165 DISCAR:Default(s) Used for Missing Parameters on Keyword  DISCCART
RE W228   166 DISCAR:Default(s) Used for Missing Parameters on Keyword  DISCCART
RE W228   167 DISCAR:Default(s) Used for Missing Parameters on Keyword  DISCCART
RE W228   168 DISCAR:Default(s) Used for Missing Parameters on Keyword  DISCCART
RE W228   169 DISCAR:Default(s) Used for Missing Parameters on Keyword  DISCCART
RE W228   170 DISCAR:Default(s) Used for Missing Parameters on Keyword  DISCCART
RE W228   171 DISCAR:Default(s) Used for Missing Parameters on Keyword  DISCCART
RE W228   172 DISCAR:Default(s) Used for Missing Parameters on Keyword  DISCCART
RE W228   173 DISCAR:Default(s) Used for Missing Parameters on Keyword  DISCCART
RE W228   174 DISCAR:Default(s) Used for Missing Parameters on Keyword  DISCCART
RE W228   175 DISCAR:Default(s) Used for Missing Parameters on Keyword  DISCCART
RE W228   176 DISCAR:Default(s) Used for Missing Parameters on Keyword  DISCCART
RE W228   177 DISCAR:Default(s) Used for Missing Parameters on Keyword  DISCCART
RE W228   178 DISCAR:Default(s) Used for Missing Parameters on Keyword  DISCCART
RE W228   179 DISCAR:Default(s) Used for Missing Parameters on Keyword  DISCCART
RE W228   180 DISCAR:Default(s) Used for Missing Parameters on Keyword  DISCCART
RE W228   181 DISCAR:Default(s) Used for Missing Parameters on Keyword  DISCCART
RE W228   182 DISCAR:Default(s) Used for Missing Parameters on Keyword  DISCCART
RE W228   183 DISCAR:Default(s) Used for Missing Parameters on Keyword  DISCCART
RE W228   184 DISCAR:Default(s) Used for Missing Parameters on Keyword  DISCCART
RE W228   185 DISCAR:Default(s) Used for Missing Parameters on Keyword  DISCCART
RE W228   186 DISCAR:Default(s) Used for Missing Parameters on Keyword  DISCCART
RE W228   187 DISCAR:Default(s) Used for Missing Parameters on Keyword  DISCCART
RE W228   188 DISCAR:Default(s) Used for Missing Parameters on Keyword  DISCCART
RE W228   189 DISCAR:Default(s) Used for Missing Parameters on Keyword  DISCCART

   ************************************
   *** AERMOD Finishes Successfully ***
   ************************************
```

```
CO STARTING
   TITLEONE  HSS FDR 68-71St Platform-No-Build Condition
   MODELOPT  CONC DFAULT  FLAT
   AVERTIME  1  8
   POLLUTID  CO
   RUNORNOT  RUN
   URBANOPT  1500000
   ERRORFIL  ERRORS.OUT
   FLAGPOLE  1.8
CO FINISHED

SO STARTING
** Source Location              X      Y     Z
** Parameters:                 -----  -----  ----
** FDR Northbound
   LOCATION  BLOCK1   VOLUME    7.3    0.7   0.
   LOCATION  BLOCK2   VOLUME   12.8    8.8   0.
   LOCATION  BLOCK3   VOLUME   18.3   16.9   0.
   LOCATION  BLOCK4   VOLUME   23.9   24.9   0.
   LOCATION  BLOCK5   VOLUME   29.4   33.0   0.
   LOCATION  BLOCK6   VOLUME   34.9   41.0   0.
   LOCATION  BLOCK7   VOLUME   40.4   49.1   0.
   LOCATION  BLOCK8   VOLUME   45.9   57.1   0.
   LOCATION  BLOCK9   VOLUME   51.4   65.2   0.
   LOCATION  BLOCK10  VOLUME   56.9   73.3   0.
   LOCATION  BLOCK11  VOLUME   62.4   81.3   0.
   LOCATION  BLOCK12  VOLUME   67.9   89.4   0.
   LOCATION  BLOCK13  VOLUME   73.5   97.4   0.
   LOCATION  BLOCK14  VOLUME   79.0  105.5   0.
   LOCATION  BLOCK15  VOLUME   84.5  113.5   0.
   LOCATION  BLOCK16  VOLUME   90.0  121.6   0.
   LOCATION  BLOCK17  VOLUME   95.5  129.6   0.
   LOCATION  BLOCK18  VOLUME  101.0  137.7   0.
   LOCATION  BLOCK19  VOLUME  106.5  145.8   0.
   LOCATION  BLOCK20  VOLUME  112.0  153.8   0.
   LOCATION  BLOCK21  VOLUME  117.5  161.9   0.
   LOCATION  BLOCK22  VOLUME  123.0  169.9   0.
   LOCATION  BLOCK23  VOLUME  128.6  178.0   0.
   LOCATION  BLOCK24  VOLUME  134.1  186.0   0.

** FDR Southbound
   LOCATION  BLOCK30  VOLUME   -1.8    7.3   0.
   LOCATION  BLOCK31  VOLUME    3.7   15.4   0.
   LOCATION  BLOCK32  VOLUME    9.2   23.4   0.
   LOCATION  BLOCK33  VOLUME   14.7   31.5   0.
   LOCATION  BLOCK34  VOLUME   20.2   39.5   0.
   LOCATION  BLOCK35  VOLUME   25.7   47.6   0.
   LOCATION  BLOCK36  VOLUME   31.2   55.6   0.
   LOCATION  BLOCK37  VOLUME   36.8   63.7   0.
   LOCATION  BLOCK38  VOLUME   42.3   71.8   0.
   LOCATION  BLOCK39  VOLUME   47.8   79.8   0.
   LOCATION  BLOCK40  VOLUME   53.3   87.9   0.
   LOCATION  BLOCK41  VOLUME   58.8   95.9   0.
   LOCATION  BLOCK42  VOLUME   64.3  104.0   0.
   LOCATION  BLOCK43  VOLUME   69.8  112.0   0.
   LOCATION  BLOCK44  VOLUME   75.3  120.1   0.
   LOCATION  BLOCK45  VOLUME   80.8  128.2   0.
   LOCATION  BLOCK46  VOLUME   86.4  136.2   0.
   LOCATION  BLOCK47  VOLUME   91.9  144.3   0.
```

```
   LOCATION   BLOCK48  VOLUME   97.4  152.3   0.
   LOCATION   BLOCK49  VOLUME  102.9  160.4   0.
   LOCATION   BLOCK50  VOLUME  108.4  168.4   0.
   LOCATION   BLOCK51  VOLUME  113.9  176.5   0.
   LOCATION   BLOCK52  VOLUME  119.4  184.6   0.
   LOCATION   BLOCK53  VOLUME  124.9  192.6   0.
   URBANSRC BLOCK1-BLOCK24
   URBANSRC BLOCK30-BLOCK53

** Volume Source       Rate   Height    Sy    Sz
** Parameters:        ------  -----   -----  -----
** FDR Northbound
   SRCPARAM   BLOCK1   0.0403   2.6     4.5   2.4
   SRCPARAM   BLOCK2   0.0403   2.6     4.5   2.4
   SRCPARAM   BLOCK3   0.0403   2.6     4.5   2.4
   SRCPARAM   BLOCK4   0.0403   2.6     4.5   2.4
   SRCPARAM   BLOCK5   0.0403   2.6     4.5   2.4
   SRCPARAM   BLOCK6   0.0403   2.6     4.5   2.4
   SRCPARAM   BLOCK7   0.0403   2.6     4.5   2.4
   SRCPARAM   BLOCK8   0.0403   2.6     4.5   2.4
   SRCPARAM   BLOCK9   0.0403   2.6     4.5   2.4
   SRCPARAM   BLOCK10  0.0403   2.6     4.5   2.4
   SRCPARAM   BLOCK11  0.0403   2.6     4.5   2.4
   SRCPARAM   BLOCK12  0.0403   2.6     4.5   2.4
   SRCPARAM   BLOCK13  0.0403   2.6     4.5   2.4
   SRCPARAM   BLOCK14  0.0403   2.6     4.5   2.4
   SRCPARAM   BLOCK15  0.0403   2.6     4.5   2.4
   SRCPARAM   BLOCK16  0.0403   2.6     4.5   2.4
   SRCPARAM   BLOCK17  0.0403   2.6     4.5   2.4
   SRCPARAM   BLOCK18  0.0403   2.6     4.5   2.4
   SRCPARAM   BLOCK19  0.0403   2.6     4.5   2.4
   SRCPARAM   BLOCK20  0.0403   2.6     4.5   2.4
   SRCPARAM   BLOCK21  0.0403   2.6     4.5   2.4
   SRCPARAM   BLOCK22  0.0403   2.6     4.5   2.4
   SRCPARAM   BLOCK23  0.0403   2.6     4.5   2.4
   SRCPARAM   BLOCK24  0.0403   2.6     4.5   2.4

** FDR Southbound with Service Road addition
   SRCPARAM   BLOCK30  0.0441   2.6     4.5   2.4
   SRCPARAM   BLOCK31  0.0441   2.6     4.5   2.4
   SRCPARAM   BLOCK32  0.0441   2.6     4.5   2.4
   SRCPARAM   BLOCK33  0.0441   2.6     4.5   2.4
   SRCPARAM   BLOCK34  0.0441   2.6     4.5   2.4
   SRCPARAM   BLOCK35  0.0441   2.6     4.5   2.4
   SRCPARAM   BLOCK36  0.0441   2.6     4.5   2.4
   SRCPARAM   BLOCK37  0.0441   2.6     4.5   2.4
   SRCPARAM   BLOCK38  0.0441   2.6     4.5   2.4
   SRCPARAM   BLOCK39  0.0441   2.6     4.5   2.4
   SRCPARAM   BLOCK40  0.0441   2.6     4.5   2.4
   SRCPARAM   BLOCK41  0.0441   2.6     4.5   2.4
   SRCPARAM   BLOCK42  0.0441   2.6     4.5   2.4
   SRCPARAM   BLOCK43  0.0441   2.6     4.5   2.4
   SRCPARAM   BLOCK44  0.0441   2.6     4.5   2.4
   SRCPARAM   BLOCK45  0.0441   2.6     4.5   2.4
   SRCPARAM   BLOCK46  0.0441   2.6     4.5   2.4
   SRCPARAM   BLOCK47  0.0441   2.6     4.5   2.4
   SRCPARAM   BLOCK48  0.0441   2.6     4.5   2.4
   SRCPARAM   BLOCK49  0.0441   2.6     4.5   2.4
   SRCPARAM   BLOCK50  0.0441   2.6     4.5   2.4
```

```
   SRCPARAM  BLOCK51  0.0441   2.6     4.5   2.4
   SRCPARAM  BLOCK52  0.0441   2.6     4.5   2.4
   SRCPARAM  BLOCK53  0.0441   2.6     4.5   2.4

   SRCGROUP  ALL
SO FINISHED

RE STARTING
   ELEVUNIT METERS
** Receptor     X             Y
** Location  ------    ------
   DISCCART     10.4      -7.1
   DISCCART     14.6      -1.1
   DISCCART     18.8       5.0
   DISCCART     23.0      11.2
   DISCCART     27.2      17.3
   DISCCART     31.4      23.5
   DISCCART     35.6      29.6
   DISCCART     39.8      35.7
   DISCCART     44.0      41.9
   DISCCART     48.2      48.0
   DISCCART     52.4      54.2
   DISCCART     56.6      60.3
   DISCCART     60.8      66.4
   DISCCART     65.0      72.6
   DISCCART     69.2      78.7
   DISCCART     73.4      84.9
   DISCCART     77.6      91.0
   DISCCART     81.8      97.2
   DISCCART     86.0     103.3
   DISCCART     90.2     109.4
   DISCCART     94.4     115.6
   DISCCART     98.6     121.7
   DISCCART    102.8     127.9
   DISCCART    107.0     134.0
   DISCCART    111.2     140.1
   DISCCART    115.4     146.3
   DISCCART    119.6     152.4
   DISCCART    123.8     158.6
   DISCCART    128.0     164.7
   DISCCART    132.2     170.8
   DISCCART    136.4     177.0
   DISCCART    140.6     183.1
   DISCCART    144.8     189.3
   DISCCART    149.0     195.4
   DISCCART    153.2     201.6
   DISCCART    157.4     207.7
   DISCCART    161.6     213.8
   DISCCART    165.8     220.0
   DISCCART    170.0     226.1
   DISCCART    174.2     232.3
   DISCCART    178.4     238.4
   DISCCART    182.6     244.5
   DISCCART    186.8     250.7
   DISCCART    191.0     256.8
   DISCCART    195.2     263.0
   DISCCART    199.4     269.1
   DISCCART    203.6     275.3
   DISCCART    207.8     281.4
```

```
   DISCCART   212.0    287.5
   DISCCART   216.2    293.7
   DISCCART   220.4    299.8
   DISCCART   224.6    306.0
   DISCCART   228.8    312.1
   DISCCART   233.0    318.2
   DISCCART   237.2    324.4
   DISCCART   241.4    330.5
   DISCCART     6.2    -13.4
   DISCCART     2.0    -19.5
   DISCCART    -2.2    -25.7
   DISCCART    -6.4    -31.8

RE FINISHED

ME STARTING
   SURFFILE  LGAOKX03.SFC
   PROFFILE  LGAOKX03.PFL
   SURFDATA  14732  2003  LA GUARDIA
   UAIRDATA  94703  2003  BROOKHAVEN
   PROFBASE  0.0
ME FINISHED

OU STARTING
   RECTABLE  ALLAVE  FIRST-SECOND
   MAXTABLE  ALLAVE  10
OU FINISHED


 *** Message Summary For AERMOD Model Setup ***

 --------- Summary of Total Messages --------

A Total of            0 Fatal Error Message(s)
A Total of           61 Warning Message(s)
A Total of            0 Informational Message(s)


   ******** FATAL ERROR MESSAGES ********
              ***  NONE  ***


   ********   WARNING MESSAGES   ********
CO W206     3 MODOPT:Regulatory DFAULT Overrides Non-DFAULT Option For  FLAT
RE W228   130 DISCAR:Default(s) Used for Missing Parameters on Keyword  DISCCART
RE W228   131 DISCAR:Default(s) Used for Missing Parameters on Keyword  DISCCART
RE W228   132 DISCAR:Default(s) Used for Missing Parameters on Keyword  DISCCART
RE W228   133 DISCAR:Default(s) Used for Missing Parameters on Keyword  DISCCART
RE W228   134 DISCAR:Default(s) Used for Missing Parameters on Keyword  DISCCART
RE W228   135 DISCAR:Default(s) Used for Missing Parameters on Keyword  DISCCART
RE W228   136 DISCAR:Default(s) Used for Missing Parameters on Keyword  DISCCART
RE W228   137 DISCAR:Default(s) Used for Missing Parameters on Keyword  DISCCART
RE W228   138 DISCAR:Default(s) Used for Missing Parameters on Keyword  DISCCART
RE W228   139 DISCAR:Default(s) Used for Missing Parameters on Keyword  DISCCART
RE W228   140 DISCAR:Default(s) Used for Missing Parameters on Keyword  DISCCART
RE W228   141 DISCAR:Default(s) Used for Missing Parameters on Keyword  DISCCART
RE W228   142 DISCAR:Default(s) Used for Missing Parameters on Keyword  DISCCART
RE W228   143 DISCAR:Default(s) Used for Missing Parameters on Keyword  DISCCART
RE W228   144 DISCAR:Default(s) Used for Missing Parameters on Keyword  DISCCART
```

```
RE W228   145 DISCAR:Default(s) Used for Missing Parameters on Keyword  DISCCART
RE W228   146 DISCAR:Default(s) Used for Missing Parameters on Keyword  DISCCART
RE W228   147 DISCAR:Default(s) Used for Missing Parameters on Keyword  DISCCART
RE W228   148 DISCAR:Default(s) Used for Missing Parameters on Keyword  DISCCART
RE W228   149 DISCAR:Default(s) Used for Missing Parameters on Keyword  DISCCART
RE W228   150 DISCAR:Default(s) Used for Missing Parameters on Keyword  DISCCART
RE W228   151 DISCAR:Default(s) Used for Missing Parameters on Keyword  DISCCART
RE W228   152 DISCAR:Default(s) Used for Missing Parameters on Keyword  DISCCART
RE W228   153 DISCAR:Default(s) Used for Missing Parameters on Keyword  DISCCART
RE W228   154 DISCAR:Default(s) Used for Missing Parameters on Keyword  DISCCART
RE W228   155 DISCAR:Default(s) Used for Missing Parameters on Keyword  DISCCART
RE W228   156 DISCAR:Default(s) Used for Missing Parameters on Keyword  DISCCART
RE W228   157 DISCAR:Default(s) Used for Missing Parameters on Keyword  DISCCART
RE W228   158 DISCAR:Default(s) Used for Missing Parameters on Keyword  DISCCART
RE W228   159 DISCAR:Default(s) Used for Missing Parameters on Keyword  DISCCART
RE W228   160 DISCAR:Default(s) Used for Missing Parameters on Keyword  DISCCART
RE W228   161 DISCAR:Default(s) Used for Missing Parameters on Keyword  DISCCART
RE W228   162 DISCAR:Default(s) Used for Missing Parameters on Keyword  DISCCART
RE W228   163 DISCAR:Default(s) Used for Missing Parameters on Keyword  DISCCART
RE W228   164 DISCAR:Default(s) Used for Missing Parameters on Keyword  DISCCART
RE W228   165 DISCAR:Default(s) Used for Missing Parameters on Keyword  DISCCART
RE W228   166 DISCAR:Default(s) Used for Missing Parameters on Keyword  DISCCART
RE W228   167 DISCAR:Default(s) Used for Missing Parameters on Keyword  DISCCART
RE W228   168 DISCAR:Default(s) Used for Missing Parameters on Keyword  DISCCART
RE W228   169 DISCAR:Default(s) Used for Missing Parameters on Keyword  DISCCART
RE W228   170 DISCAR:Default(s) Used for Missing Parameters on Keyword  DISCCART
RE W228   171 DISCAR:Default(s) Used for Missing Parameters on Keyword  DISCCART
RE W228   172 DISCAR:Default(s) Used for Missing Parameters on Keyword  DISCCART
RE W228   173 DISCAR:Default(s) Used for Missing Parameters on Keyword  DISCCART
RE W228   174 DISCAR:Default(s) Used for Missing Parameters on Keyword  DISCCART
RE W228   175 DISCAR:Default(s) Used for Missing Parameters on Keyword  DISCCART
RE W228   176 DISCAR:Default(s) Used for Missing Parameters on Keyword  DISCCART
RE W228   177 DISCAR:Default(s) Used for Missing Parameters on Keyword  DISCCART
RE W228   178 DISCAR:Default(s) Used for Missing Parameters on Keyword  DISCCART
RE W228   179 DISCAR:Default(s) Used for Missing Parameters on Keyword  DISCCART
RE W228   180 DISCAR:Default(s) Used for Missing Parameters on Keyword  DISCCART
RE W228   181 DISCAR:Default(s) Used for Missing Parameters on Keyword  DISCCART
RE W228   182 DISCAR:Default(s) Used for Missing Parameters on Keyword  DISCCART
RE W228   183 DISCAR:Default(s) Used for Missing Parameters on Keyword  DISCCART
RE W228   184 DISCAR:Default(s) Used for Missing Parameters on Keyword  DISCCART
RE W228   185 DISCAR:Default(s) Used for Missing Parameters on Keyword  DISCCART
RE W228   186 DISCAR:Default(s) Used for Missing Parameters on Keyword  DISCCART
RE W228   187 DISCAR:Default(s) Used for Missing Parameters on Keyword  DISCCART
RE W228   188 DISCAR:Default(s) Used for Missing Parameters on Keyword  DISCCART
RE W228   189 DISCAR:Default(s) Used for Missing Parameters on Keyword  DISCCART

**********************************
*** SETUP Finishes Successfully ***
**********************************
```

**MODELOPTs:
CONC DFAULT ELEV FLGPOL

*** MODEL SETUP OPTIONS SUMMARY ***

**Model Is Setup For Calculation of Average CONCentration Values.

-- DEPOSITION LOGIC --
**Model Uses NO DRY DEPLETION. DDPLETE = F
**Model Uses NO WET DEPLETION. WDPLETE = F
**NO GAS DRY DEPOSITION Data Provided.

**Model Uses URBAN Dispersion Algorithm for the SBL for 48 Source(s).
The Urban Population = 1500000.0 ; Urban Roughness Length = 1.000 m

**Model Uses Regulatory DEFAULT Options:
1. Stack-tip Downwash.
2. Model Accounts for ELEVated Terrain Effects.
3. Use Calms Processing Routine.
4. Use Missing Data Processing Routine.
5. "Upper Bound" Values for Supersquat Buildings.
6. No Exponential Decay for URBAN/Non-SO2

**Model Accepts FLAGPOLE Receptor Heights.

**Model Calculates 2 Short Term Average(s) of: 1-HR 8-HR

**This Run Includes: 48 Source(s); 1 Source Group(s); and 60 Receptor(s)

**The Model Assumes A Pollutant Type of: CO

**Model Set To Continue RUNning After the Setup Testing.

**Output Options Selected:
Model Outputs Tables of Highest Short Term Values by Receptor (RECTABLE Keyword)
Model Outputs Tables of Overall Maximum Short Term Values (MAXTABLE Keyword)

**NOTE: The Following Flags May Appear Following CONC Values: c for Calm Hours
m for Missing Hours
b for Both Calm and Missing Hours

**Misc. Inputs: Base Elev. for Pot. Temp. Profile (m MSL) = 0.00 ; Decay Coef. = 0.000 ; Rot. Angle = 0.0
Emission Units = GRAMS/SEC ; Emission Rate Unit Factor = 0.10000E+07
Output Units = MICROGRAMS/M**3

**Approximate Storage Requirements of Model = 1.3 MB of RAM.

**Detailed Error/Message File: ERRORS.OUT

**MODELOPTs:
CONC DFAULT ELEV FLGPOL

*** VOLUME SOURCE DATA ***

SOURCE ID	NUMBER PART. CATS.	EMISSION RATE (GRAMS/SEC)	X (METERS)	Y (METERS)	BASE ELEV. (METERS)	RELEASE HEIGHT (METERS)	INIT. SY (METERS)	INIT. SZ (METERS)	URBAN SOURCE	EMISSION RATE SCALAR VARY BY
BLOCK1	0	0.40300E-01	7.3	0.7	0.0	2.60	4.50	2.40	YES	
BLOCK2	0	0.40300E-01	12.8	8.8	0.0	2.60	4.50	2.40	YES	
BLOCK3	0	0.40300E-01	18.3	16.9	0.0	2.60	4.50	2.40	YES	
BLOCK4	0	0.40300E-01	23.9	24.9	0.0	2.60	4.50	2.40	YES	
BLOCK5	0	0.40300E-01	29.4	33.0	0.0	2.60	4.50	2.40	YES	
BLOCK6	0	0.40300E-01	34.9	41.0	0.0	2.60	4.50	2.40	YES	
BLOCK7	0	0.40300E-01	40.4	49.1	0.0	2.60	4.50	2.40	YES	
BLOCK8	0	0.40300E-01	45.9	57.1	0.0	2.60	4.50	2.40	YES	
BLOCK9	0	0.40300E-01	51.4	65.2	0.0	2.60	4.50	2.40	YES	
BLOCK10	0	0.40300E-01	56.9	73.3	0.0	2.60	4.50	2.40	YES	
BLOCK11	0	0.40300E-01	62.4	81.3	0.0	2.60	4.50	2.40	YES	
BLOCK12	0	0.40300E-01	67.9	89.4	0.0	2.60	4.50	2.40	YES	
BLOCK13	0	0.40300E-01	73.5	97.4	0.0	2.60	4.50	2.40	YES	
BLOCK14	0	0.40300E-01	79.0	105.5	0.0	2.60	4.50	2.40	YES	
BLOCK15	0	0.40300E-01	84.5	113.5	0.0	2.60	4.50	2.40	YES	
BLOCK16	0	0.40300E-01	90.0	121.6	0.0	2.60	4.50	2.40	YES	
BLOCK17	0	0.40300E-01	95.5	129.6	0.0	2.60	4.50	2.40	YES	
BLOCK18	0	0.40300E-01	101.0	137.7	0.0	2.60	4.50	2.40	YES	
BLOCK19	0	0.40300E-01	106.5	145.8	0.0	2.60	4.50	2.40	YES	
BLOCK20	0	0.40300E-01	112.0	153.8	0.0	2.60	4.50	2.40	YES	
BLOCK21	0	0.40300E-01	117.5	161.9	0.0	2.60	4.50	2.40	YES	
BLOCK22	0	0.40300E-01	123.0	169.9	0.0	2.60	4.50	2.40	YES	
BLOCK23	0	0.40300E-01	128.6	178.0	0.0	2.60	4.50	2.40	YES	
BLOCK24	0	0.40300E-01	134.1	186.0	0.0	2.60	4.50	2.40	YES	
BLOCK30	0	0.44100E-01	-1.8	7.3	0.0	2.60	4.50	2.40	YES	
BLOCK31	0	0.44100E-01	3.7	15.4	0.0	2.60	4.50	2.40	YES	
BLOCK32	0	0.44100E-01	9.2	23.4	0.0	2.60	4.50	2.40	YES	
BLOCK33	0	0.44100E-01	14.7	31.5	0.0	2.60	4.50	2.40	YES	
BLOCK34	0	0.44100E-01	20.2	39.5	0.0	2.60	4.50	2.40	YES	
BLOCK35	0	0.44100E-01	25.7	47.6	0.0	2.60	4.50	2.40	YES	
BLOCK36	0	0.44100E-01	31.2	55.6	0.0	2.60	4.50	2.40	YES	
BLOCK37	0	0.44100E-01	36.8	63.7	0.0	2.60	4.50	2.40	YES	
BLOCK38	0	0.44100E-01	42.3	71.8	0.0	2.60	4.50	2.40	YES	
BLOCK39	0	0.44100E-01	47.8	79.8	0.0	2.60	4.50	2.40	YES	
BLOCK40	0	0.44100E-01	53.3	87.9	0.0	2.60	4.50	2.40	YES	
BLOCK41	0	0.44100E-01	58.8	95.9	0.0	2.60	4.50	2.40	YES	
BLOCK42	0	0.44100E-01	64.3	104.0	0.0	2.60	4.50	2.40	YES	
BLOCK43	0	0.44100E-01	69.8	112.0	0.0	2.60	4.50	2.40	YES	
BLOCK44	0	0.44100E-01	75.3	120.1	0.0	2.60	4.50	2.40	YES	
BLOCK45	0	0.44100E-01	80.8	128.2	0.0	2.60	4.50	2.40	YES	

**MODELOPTs:
CONC DFAULT ELEV FLGPOL

*** VOLUME SOURCE DATA ***

SOURCE ID	NUMBER PART. CATS.	EMISSION RATE (GRAMS/SEC)	X (METERS)	Y (METERS)	BASE ELEV. (METERS)	RELEASE HEIGHT (METERS)	INIT. SY (METERS)	INIT. SZ (METERS)	URBAN SOURCE	EMISSION RATE SCALAR VARY BY
BLOCK46	0	0.44100E-01	86.4	136.2	0.0	2.60	4.50	2.40	YES	
BLOCK47	0	0.44100E-01	91.9	144.3	0.0	2.60	4.50	2.40	YES	
BLOCK48	0	0.44100E-01	97.4	152.3	0.0	2.60	4.50	2.40	YES	
BLOCK49	0	0.44100E-01	102.9	160.4	0.0	2.60	4.50	2.40	YES	
BLOCK50	0	0.44100E-01	108.4	168.4	0.0	2.60	4.50	2.40	YES	
BLOCK51	0	0.44100E-01	113.9	176.5	0.0	2.60	4.50	2.40	YES	
BLOCK52	0	0.44100E-01	119.4	184.6	0.0	2.60	4.50	2.40	YES	
BLOCK53	0	0.44100E-01	124.9	192.6	0.0	2.60	4.50	2.40	YES	

**MODELOPTs:
CONC DFAULT ELEV FLGPOL

*** SOURCE IDs DEFINING SOURCE GROUPS ***

GROUP ID	SOURCE IDs
ALL	BLOCK1 , BLOCK2 , BLOCK3 , BLOCK4 , BLOCK5 , BLOCK6 , BLOCK7 , BLOCK8 , BLOCK9 , BLOCK10 , BLOCK11 , BLOCK12 , BLOCK13 , BLOCK14 , BLOCK15 , BLOCK16 , BLOCK17 , BLOCK18 , BLOCK19 , BLOCK20 , BLOCK21 , BLOCK22 , BLOCK23 , BLOCK24 , BLOCK30 , BLOCK31 , BLOCK32 , BLOCK33 , BLOCK34 , BLOCK35 , BLOCK36 , BLOCK37 , BLOCK38 , BLOCK39 , BLOCK40 , BLOCK41 , BLOCK42 , BLOCK43 , BLOCK44 , BLOCK45 , BLOCK46 , BLOCK47 , BLOCK48 , BLOCK49 , BLOCK50 , BLOCK51 , BLOCK52 , BLOCK53 ,

**MODELOPTs:
CONC DFAULT ELEV FLGPOL

*** DISCRETE CARTESIAN RECEPTORS ***
(X-COORD, Y-COORD, ZELEV, ZHILL, ZFLAG)
(METERS)

(10.4,	-7.1,	0.0,	0.0,	1.8);	(14.6,	-1.1,	0.0,	0.0,	1.8);
(18.8,	5.0,	0.0,	0.0,	1.8);	(23.0,	11.2,	0.0,	0.0,	1.8);
(27.2,	17.3,	0.0,	0.0,	1.8);	(31.4,	23.5,	0.0,	0.0,	1.8);
(35.6,	29.6,	0.0,	0.0,	1.8);	(39.8,	35.7,	0.0,	0.0,	1.8);
(44.0,	41.9,	0.0,	0.0,	1.8);	(48.2,	48.0,	0.0,	0.0,	1.8);
(52.4,	54.2,	0.0,	0.0,	1.8);	(56.6,	60.3,	0.0,	0.0,	1.8);
(60.8,	66.4,	0.0,	0.0,	1.8);	(65.0,	72.6,	0.0,	0.0,	1.8);
(69.2,	78.7,	0.0,	0.0,	1.8);	(73.4,	84.9,	0.0,	0.0,	1.8);
(77.6,	91.0,	0.0,	0.0,	1.8);	(81.8,	97.2,	0.0,	0.0,	1.8);
(86.0,	103.3,	0.0,	0.0,	1.8);	(90.2,	109.4,	0.0,	0.0,	1.8);
(94.4,	115.6,	0.0,	0.0,	1.8);	(98.6,	121.7,	0.0,	0.0,	1.8);
(102.8,	127.9,	0.0,	0.0,	1.8);	(107.0,	134.0,	0.0,	0.0,	1.8);
(111.2,	140.1,	0.0,	0.0,	1.8);	(115.4,	146.3,	0.0,	0.0,	1.8);
(119.6,	152.4,	0.0,	0.0,	1.8);	(123.8,	158.6,	0.0,	0.0,	1.8);
(128.0,	164.7,	0.0,	0.0,	1.8);	(132.2,	170.8,	0.0,	0.0,	1.8);
(136.4,	177.0,	0.0,	0.0,	1.8);	(140.6,	183.1,	0.0,	0.0,	1.8);
(144.8,	189.3,	0.0,	0.0,	1.8);	(149.0,	195.4,	0.0,	0.0,	1.8);
(153.2,	201.6,	0.0,	0.0,	1.8);	(157.4,	207.7,	0.0,	0.0,	1.8);
(161.6,	213.8,	0.0,	0.0,	1.8);	(165.8,	220.0,	0.0,	0.0,	1.8);
(170.0,	226.1,	0.0,	0.0,	1.8);	(174.2,	232.3,	0.0,	0.0,	1.8);
(178.4,	238.4,	0.0,	0.0,	1.8);	(182.6,	244.5,	0.0,	0.0,	1.8);
(186.8,	250.7,	0.0,	0.0,	1.8);	(191.0,	256.8,	0.0,	0.0,	1.8);
(195.2,	263.0,	0.0,	0.0,	1.8);	(199.4,	269.1,	0.0,	0.0,	1.8);
(203.6,	275.3,	0.0,	0.0,	1.8);	(207.8,	281.4,	0.0,	0.0,	1.8);
(212.0,	287.5,	0.0,	0.0,	1.8);	(216.2,	293.7,	0.0,	0.0,	1.8);
(220.4,	299.8,	0.0,	0.0,	1.8);	(224.6,	306.0,	0.0,	0.0,	1.8);
(228.8,	312.1,	0.0,	0.0,	1.8);	(233.0,	318.2,	0.0,	0.0,	1.8);
(237.2,	324.4,	0.0,	0.0,	1.8);	(241.4,	330.5,	0.0,	0.0,	1.8);
(6.2,	-13.4,	0.0,	0.0,	1.8);	(2.0,	-19.5,	0.0,	0.0,	1.8);
(-2.2,	-25.7,	0.0,	0.0,	1.8);	(-6.4,	-31.8,	0.0,	0.0,	1.8);

**MODELOPTs:
CONC DFAULT ELEV FLGPOL

* SOURCE-RECEPTOR COMBINATIONS FOR WHICH CALCULATIONS MAY NOT BE PERFORMED *
LESS THAN 1.0 METER OR WITHIN OPEN PIT SOURCE

SOURCE ID	- - RECEPTOR LOCATION - - XR (METERS)	YR (METERS)	DISTANCE (METERS)
BLOCK1	10.4	-7.1	-1.28
BLOCK1	14.6	-1.1	-2.16
BLOCK2	14.6	-1.1	0.39
BLOCK2	18.8	5.0	-2.57
BLOCK2	23.0	11.2	0.80
BLOCK3	23.0	11.2	-2.29
BLOCK3	27.2	17.3	-0.77
BLOCK4	27.2	17.3	-1.39
BLOCK4	31.4	23.5	-2.05
BLOCK5	31.4	23.5	0.03
BLOCK5	35.6	29.6	-2.60
BLOCK6	39.8	35.7	-2.46
BLOCK6	44.0	41.9	-0.53
BLOCK7	44.0	41.9	-1.63
BLOCK7	48.2	48.0	-1.80
BLOCK8	48.2	48.0	-0.29
BLOCK8	52.4	54.2	-2.56
BLOCK9	56.6	60.3	-2.53
BLOCK9	60.8	66.4	-0.20
BLOCK10	60.8	66.4	-1.75
BLOCK10	65.0	72.6	-1.54
BLOCK11	65.0	72.6	-0.59
BLOCK11	69.2	78.7	-2.39
BLOCK12	73.4	84.9	-2.57
BLOCK12	77.6	91.0	0.16
BLOCK13	77.6	91.0	-2.07
BLOCK13	81.8	97.2	-1.37
BLOCK14	81.8	97.2	-0.92
BLOCK14	86.0	103.3	-2.34
BLOCK15	86.0	103.3	0.63
BLOCK15	90.2	109.4	-2.65
BLOCK15	94.4	115.6	0.45
BLOCK16	94.4	115.6	-2.23
BLOCK16	98.6	121.7	-1.07
BLOCK17	98.6	121.7	-1.19
BLOCK17	102.8	127.9	-2.18
BLOCK18	102.8	127.9	0.29
BLOCK18	107.0	134.0	-2.63
BLOCK18	111.2	140.1	0.80
BLOCK19	111.2	140.1	-2.29

**MODELOPTs:
CONC DFAULT ELEV FLGPOL

* SOURCE-RECEPTOR COMBINATIONS FOR WHICH CALCULATIONS MAY NOT BE PERFORMED *
LESS THAN 1.0 METER OR WITHIN OPEN PIT SOURCE

SOURCE ID	- - RECEPTOR LOCATION - - XR (METERS)	YR (METERS)	DISTANCE (METERS)
BLOCK19	115.4	146.3	-0.76
BLOCK20	115.4	146.3	-1.44
BLOCK20	119.6	152.4	-1.95
BLOCK21	119.6	152.4	0.05
BLOCK21	123.8	158.6	-2.56
BLOCK22	128.0	164.7	-2.46
BLOCK22	132.2	170.8	-0.43
BLOCK23	132.2	170.8	-1.63
BLOCK23	136.4	177.0	-1.81
BLOCK24	136.4	177.0	-0.39
BLOCK24	140.6	183.1	-2.56

```
 *** AERMOD - VERSION 04300 ***    ***  HSS FDR 68-71St Platform-No-Build Condition                          ***        05/25/07
                                   ***                                                                       ***        10:16:27
**MODELOPTs:                                                                                                            PAGE   8
CONC                         DFAULT ELEV   FLGPOL

                                        *** METEOROLOGICAL DAYS SELECTED FOR PROCESSING ***
                                                           (1=YES; 0=NO)

           1 1 1 1 1 1 1 1 1 1  1 1 1 1 1 1 1 1 1 1  1 1 1 1 1 1 1 1 1 1  1 1 1 1 1 1 1 1 1 1  1 1 1 1 1 1 1 1 1 1
           1 1 1 1 1 1 1 1 1 1  1 1 1 1 1 1 1 1 1 1  1 1 1 1 1 1 1 1 1 1  1 1 1 1 1 1 1 1 1 1  1 1 1 1 1 1 1 1 1 1
           1 1 1 1 1 1 1 1 1 1  1 1 1 1 1 1 1 1 1 1  1 1 1 1 1 1 1 1 1 1  1 1 1 1 1 1 1 1 1 1  1 1 1 1 1 1 1 1 1 1
           1 1 1 1 1 1 1 1 1 1  1 1 1 1 1 1 1 1 1 1  1 1 1 1 1 1 1 1 1 1  1 1 1 1 1 1 1 1 1 1  1 1 1 1 1 1 1 1 1 1
           1 1 1 1 1 1 1 1 1 1  1 1 1 1 1 1 1 1 1 1  1 1 1 1 1 1 1 1 1 1  1 1 1 1 1 1 1 1 1 1  1 1 1 1 1 1 1 1 1 1
           1 1 1 1 1 1 1 1 1 1  1 1 1 1 1 1 1 1 1 1  1 1 1 1 1 1 1 1 1 1  1 1 1 1 1 1 1 1 1 1  1 1 1 1 1 1 1 1 1 1
           1 1 1 1 1 1 1 1 1 1  1 1 1 1 1 1 1 1 1 1  1 1 1 1 1 1 1 1 1 1  1 1 1 1 1 1 1 1 1 1  1 1 1 1 1 1 1 1 1 1
           1 1 1 1 1 1 1 1 1 1  1 1 1 1 1 1

                  METEOROLOGICAL DATA PROCESSED BETWEEN START DATE:     0   0  0  0
                                                    AND END DATE: 9999  99 99 24

              NOTE:  METEOROLOGICAL DATA ACTUALLY PROCESSED WILL ALSO DEPEND ON WHAT IS INCLUDED IN THE DATA FILE.


                                   *** UPPER BOUND OF FIRST THROUGH FIFTH WIND SPEED CATEGORIES ***
                                                          (METERS/SEC)

                                             1.54,   3.09,   5.14,   8.23,  10.80,
```

**MODELOPTs:
CONC DFAULT ELEV FLGPOL

*** UP TO THE FIRST 24 HOURS OF METEOROLOGICAL DATA ***

Surface file: LGAOKX03.SFC
Profile file: LGAOKX03.PFL
Surface format: (3(I2,1X),I3,1X,I2,1X,F6.1,1X,3(F6.3,1X),2(F5.0,1X),F8.1,1X,F6.3,1X,2(F6.2,1X),F7.2,1X,F5.0,3(1X,F6.1))
Profile format: (4(I2,1X),F6.1,1X,I1,1X,F5.0,1X,F7.2,1X,F7.2,1X,F6.1,1X,F7.2)
Surface station no.: 14732 Upper air station no.: 94703
Name: LA Name: BROOKHAVEN
Year: 2003 Year: 2003

First 24 hours of scalar data

YR	MO	DY	JDY	HR	H0	U*	W*	DT/DZ	ZICNV	ZIMCH	M-O LEN	ZO	BOWEN	ALBEDO	REF WS	WD	HT	REF TA	HT
03	01	01	0	01	-11.9	0.211	-9.000	-9.000	-999.	222.	71.0	1.00	1.50	1.00	1.50	221.	9.1	282.5	2.0
03	01	01	1	02	-41.1	0.725	-9.000	-9.000	-999.	1419.	839.6	1.00	1.50	1.00	4.10	218.	9.1	282.0	2.0
03	01	01	1	03	-35.9	0.533	-9.000	-9.000	-999.	930.	381.1	1.00	1.50	1.00	3.10	244.	9.1	282.0	2.0
03	01	01	1	04	-19.4	0.343	-9.000	-9.000	-999.	494.	187.7	1.00	1.50	1.00	2.10	283.	9.1	282.0	2.0
03	01	01	1	05	-35.9	0.632	-9.000	-9.000	-999.	1154.	634.9	1.00	1.50	1.00	3.60	323.	9.1	280.9	2.0
03	01	01	1	06	-999.0	-9.000	-9.000	-9.000	-999.	-999.	-99999.0	1.00	1.50	1.00	0.00	0.	9.1	280.9	2.0
03	01	01	1	07	-999.0	-9.000	-9.000	-9.000	-999.	-999.	-99999.0	1.00	1.50	1.00	0.00	0.	9.1	280.9	2.0
03	01	01	1	08	-999.0	-9.000	-9.000	-9.000	-999.	-999.	-99999.0	1.00	1.50	0.84	0.00	0.	9.1	280.4	2.0
03	01	01	1	09	-999.0	-9.000	-9.000	-9.000	-999.	-999.	-99999.0	1.00	1.50	0.55	0.00	0.	9.1	280.9	2.0
03	01	01	1	10	2.0	0.563	0.063	0.010	4.	970.	-8062.4	1.00	1.50	0.44	3.10	31.	9.1	280.9	2.0
03	01	01	1	11	9.4	0.835	0.188	0.005	25.	1755.	-5594.7	1.00	1.50	0.41	4.60	64.	9.1	280.4	2.0
03	01	01	1	12	13.1	1.125	0.270	0.008	54.	2734.	-8888.0	1.00	1.50	0.39	6.20	56.	9.1	279.2	2.0
03	01	01	1	13	12.6	1.215	0.307	0.006	83.	3066.	-8888.0	1.00	1.50	0.39	6.70	63.	9.1	277.5	2.0
03	01	01	1	14	8.5	1.486	0.298	0.005	111.	3971.	-8888.0	1.00	1.50	0.41	8.20	69.	9.1	277.0	2.0
03	01	01	1	15	0.8	1.685	0.137	0.005	112.	3999.	-8888.0	1.00	1.50	0.45	9.30	72.	9.1	277.0	2.0
03	01	01	1	16	-46.2	1.681	-9.000	-9.000	-999.	4000.	8888.0	1.00	1.50	0.56	9.30	54.	9.1	277.0	2.0
03	01	01	1	17	-64.0	1.952	-9.000	-9.000	-999.	4000.	8888.0	1.00	1.50	0.86	10.80	61.	9.1	275.9	2.0
03	01	01	1	18	-64.0	1.387	-9.000	-9.000	-999.	3778.	3751.4	1.00	1.50	1.00	7.70	37.	9.1	275.9	2.0
03	01	01	1	19	-64.0	2.043	-9.000	-9.000	-999.	3995.	8888.0	1.00	1.50	1.00	11.30	54.	9.1	277.0	2.0
03	01	01	1	20	-64.0	2.043	-9.000	-9.000	-999.	4000.	8888.0	1.00	1.50	1.00	11.30	47.	9.1	277.0	2.0
03	01	01	1	21	-64.0	1.861	-9.000	-9.000	-999.	4000.	8888.0	1.00	1.50	1.00	10.30	50.	9.1	276.4	2.0
03	01	01	1	22	-64.0	1.679	-9.000	-9.000	-999.	4000.	6623.1	1.00	1.50	1.00	9.30	42.	9.1	275.9	2.0
03	01	01	1	23	-64.0	1.295	-9.000	-9.000	-999.	3450.	3041.1	1.00	1.50	1.00	7.20	30.	9.1	275.9	2.0
03	01	01	1	24	-64.0	1.588	-9.000	-9.000	-999.	3980.	5607.4	1.00	1.50	1.00	8.80	20.	9.1	275.9	2.0

First hour of profile data

YR	MO	DY	HR	HEIGHT	F	WDIR	WSPD	AMB_TMP	sigmaA	sigmaW	sigmaV
03	01	01	01	9.1	1	221.	1.50	282.6	99.0	-99.00	-99.00

F indicates top of profile (=1) or below (=0)

**MODELOPTs:
CONC DFAULT ELEV FLGPOL

*** THE 1ST HIGHEST 1-HR AVERAGE CONCENTRATION VALUES FOR SOURCE GROUP: ALL ***
INCLUDING SOURCE(S): BLOCK1 , BLOCK2 , BLOCK3 , BLOCK4 , BLOCK5 , BLOCK6 , BLOCK7 ,
BLOCK8 , BLOCK9 , BLOCK10 , BLOCK11 , BLOCK12 , BLOCK13 , BLOCK14 , BLOCK15 , BLOCK16 , BLOCK17 , BLOCK18 , BLOCK19 ,
BLOCK20 , BLOCK21 , BLOCK22 , BLOCK23 , BLOCK24 , BLOCK30 , BLOCK31 , BLOCK32 , BLOCK33 , BLOCK34 , BLOCK35 , . . . ,

*** DISCRETE CARTESIAN RECEPTOR POINTS ***

** CONC OF CO IN MICROGRAMS/M**3 **

X-COORD (M)	Y-COORD (M)	CONC	(YYMMDDHH)	X-COORD (M)	Y-COORD (M)	CONC	(YYMMDDHH)
10.40	-7.10	965.93256	(03051903)	14.60	-1.10	959.56818	(03051903)
18.80	5.00	1206.64001	(03010605)	23.00	11.20	1148.43518	(03010605)
27.20	17.30	1166.67786	(03010605)	31.40	23.50	1183.56470	(03010605)
35.60	29.60	1303.96252	(03010605)	39.80	35.70	1366.14331	(03010605)
44.00	41.90	1242.44385	(03010605)	48.20	48.00	1230.29761	(03010605)
52.40	54.20	1345.45667	(03101223)	56.60	60.30	1383.37976	(03010605)
60.80	66.40	1248.49683	(03010605)	65.00	72.60	1228.69080	(03010605)
69.20	78.70	1368.99524	(03101223)	73.40	84.90	1366.49341	(03010605)
77.60	91.00	1225.08154	(03010605)	81.80	97.20	1196.20081	(03010605)
86.00	103.30	1190.05078	(03072524)	90.20	109.40	1335.73291	(03101223)
94.40	115.60	1189.65686	(03101223)	98.60	121.70	1154.53076	(03101223)
102.80	127.90	1177.79358	(03072524)	107.00	134.00	1305.12109	(03101223)
111.20	140.10	1145.06421	(03101223)	115.40	146.30	1122.03076	(03081903)
119.60	152.40	1136.45715	(03081903)	123.80	158.60	1227.29224	(03081903)
128.00	164.70	1220.62769	(03072524)	132.20	170.80	1024.84302	(03081903)
136.40	177.00	991.10938	(03081903)	140.60	183.10	1008.29480	(03081903)
144.80	189.30	1024.01929	(03081903)	149.00	195.40	855.00433	(03081903)
153.20	201.60	730.35022	(03031605)	157.40	207.70	635.44489	(03031605)
161.60	213.80	559.65710	(03031605)	165.80	220.00	498.11996	(03031605)
170.00	226.10	448.11575	(03031605)	174.20	232.30	406.30328	(03031605)
178.40	238.40	371.39514	(03031605)	182.60	244.50	341.64374	(03031605)
186.80	250.70	315.79047	(03031605)	191.00	256.80	293.49738	(03031605)
195.20	263.00	273.75189	(03031605)	199.40	269.10	256.45355	(03031605)
203.60	275.30	240.90019	(03031605)	207.80	281.40	227.10268	(03031605)
212.00	287.50	214.66885	(03031605)	216.20	293.70	203.29590	(03031605)
220.40	299.80	193.06081	(03031605)	224.60	306.00	183.61516	(03031605)
228.80	312.10	175.05061	(03031605)	233.00	318.20	167.17155	(03031605)
237.20	324.40	159.82158	(03031605)	241.40	330.50	153.09671	(03031605)
6.20	-13.40	973.47443	(03051903)	2.00	-19.50	824.81720	(03051903)
-2.20	-25.70	704.41315	(03051903)	-6.40	-31.80	610.75330	(03051903)

**MODELOPTs:
CONC DFAULT ELEV FLGPOL

*** THE 2ND HIGHEST 1-HR AVERAGE CONCENTRATION VALUES FOR SOURCE GROUP: ALL ***
INCLUDING SOURCE(S): BLOCK1 , BLOCK2 , BLOCK3 , BLOCK4 , BLOCK5 , BLOCK6 , BLOCK7 ,
BLOCK8 , BLOCK9 , BLOCK10 , BLOCK11 , BLOCK12 , BLOCK13 , BLOCK14 , BLOCK15 , BLOCK16 , BLOCK17 , BLOCK18 , BLOCK19 ,
BLOCK20 , BLOCK21 , BLOCK22 , BLOCK23 , BLOCK24 , BLOCK30 , BLOCK31 , BLOCK32 , BLOCK33 , BLOCK34 , BLOCK35 , . . . ,

*** DISCRETE CARTESIAN RECEPTOR POINTS ***

** CONC OF CO IN MICROGRAMS/M**3 **

X-COORD (M)	Y-COORD (M)	CONC	(YYMMDDHH)	X-COORD (M)	Y-COORD (M)	CONC	(YYMMDDHH)
10.40	-7.10	947.13623	(03010605)	14.60	-1.10	947.12451	(03010605)
18.80	5.00	1178.98071	(03051903)	23.00	11.20	1125.56311	(03051903)
27.20	17.30	1126.40991	(03051903)	31.40	23.50	1132.67761	(03051903)
35.60	29.60	1297.18982	(03051903)	39.80	35.70	1284.15454	(03051903)
44.00	41.90	1181.18860	(03051903)	48.20	48.00	1163.86243	(03051903)
52.40	54.20	1335.01611	(03010605)	56.60	60.30	1321.26880	(03101223)
60.80	66.40	1183.45496	(03111005)	65.00	72.60	1164.66882	(03101223)
69.20	78.70	1326.72424	(03081520)	73.40	84.90	1339.71143	(03101223)
77.60	91.00	1194.19556	(03101223)	81.80	97.20	1171.07166	(03101223)
86.00	103.30	1170.25598	(03010605)	90.20	109.40	1313.99634	(03010605)
94.40	115.60	1169.35364	(03010605)	98.60	121.70	1151.54480	(03072524)
102.80	127.90	1167.34326	(03081903)	107.00	134.00	1274.67358	(03072524)
111.20	140.10	1118.38794	(03081903)	115.40	146.30	1118.43323	(03072524)
119.60	152.40	1131.60498	(03072524)	123.80	158.60	1223.00867	(03072524)
128.00	164.70	1209.46179	(03082004)	132.20	170.80	1014.54596	(03060301)
136.40	177.00	977.38257	(03060301)	140.60	183.10	990.66821	(03060301)
144.80	189.30	1004.33514	(03072524)	149.00	195.40	850.10156	(03031605)
153.20	201.60	727.61597	(03060301)	157.40	207.70	631.26221	(03060301)
161.60	213.80	554.62103	(03060301)	165.80	220.00	492.63507	(03060301)
170.00	226.10	442.47635	(03060301)	174.20	232.30	400.65704	(03060301)
178.40	238.40	365.84677	(03060301)	182.60	244.50	336.24362	(03060301)
186.80	250.70	310.56259	(03060301)	191.00	256.80	288.45752	(03060301)
195.20	263.00	268.90262	(03060301)	199.40	269.10	251.79370	(03060301)
203.60	275.30	236.42499	(03060301)	207.80	281.40	222.80470	(03060301)
212.00	287.50	210.54010	(03060301)	216.20	293.70	199.32950	(03060301)
220.40	299.80	189.24724	(03060301)	224.60	306.00	179.94781	(03060301)
228.80	312.10	171.52014	(03060301)	233.00	318.20	163.77048	(03060301)
237.20	324.40	156.54469	(03060301)	241.40	330.50	149.93558	(03060301)
6.20	-13.40	944.26855	(03111005)	2.00	-19.50	790.80780	(03010605)
-2.20	-25.70	676.34778	(03010605)	-6.40	-31.80	589.80188	(03010605)

**MODELOPTs:
CONC DFAULT ELEV FLGPOL

*** THE 1ST HIGHEST 8-HR AVERAGE CONCENTRATION VALUES FOR SOURCE GROUP: ALL ***
INCLUDING SOURCE(S): BLOCK1 , BLOCK2 , BLOCK3 , BLOCK4 , BLOCK5 , BLOCK6 , BLOCK7 ,
BLOCK8 , BLOCK9 , BLOCK10 , BLOCK11 , BLOCK12 , BLOCK13 , BLOCK14 , BLOCK15 , BLOCK16 , BLOCK17 , BLOCK18 , BLOCK19 ,
BLOCK20 , BLOCK21 , BLOCK22 , BLOCK23 , BLOCK24 , BLOCK30 , BLOCK31 , BLOCK32 , BLOCK33 , BLOCK34 , BLOCK35 , . . . ,

*** DISCRETE CARTESIAN RECEPTOR POINTS ***

** CONC OF CO IN MICROGRAMS/M**3 **

X-COORD (M)	Y-COORD (M)	CONC	(YYMMDDHH)	X-COORD (M)	Y-COORD (M)	CONC	(YYMMDDHH)
10.40	-7.10	517.22180c	(03102008)	14.60	-1.10	520.73376c	(03102008)
18.80	5.00	666.07819c	(03102008)	23.00	11.20	638.90430c	(03102008)
27.20	17.30	645.31970c	(03102008)	31.40	23.50	652.18701c	(03102008)
35.60	29.60	758.48291c	(03102008)	39.80	35.70	761.27679c	(03102008)
44.00	41.90	693.47375c	(03102008)	48.20	48.00	683.96783c	(03102008)
52.40	54.20	787.30298c	(03101224)	56.60	60.30	774.75299c	(03102008)
60.80	66.40	706.03552c	(03102008)	65.00	72.60	694.14825c	(03060308)
69.20	78.70	790.96686c	(03101224)	73.40	84.90	775.54010c	(03101224)
77.60	91.00	703.27545c	(03102008)	81.80	97.20	711.53955c	(03060308)
86.00	103.30	717.64484c	(03060308)	90.20	109.40	790.71234c	(03060308)
94.40	115.60	709.94312c	(03060308)	98.60	121.70	712.31177c	(03060308)
102.80	127.90	720.24854c	(03060308)	107.00	134.00	783.69342c	(03060308)
111.20	140.10	697.31403c	(03060308)	115.40	146.30	692.50372c	(03060308)
119.60	152.40	689.63062c	(03060308)	123.80	158.60	743.49237c	(03060308)
128.00	164.70	705.33051c	(03060308)	132.20	170.80	607.75739c	(03060308)
136.40	177.00	560.93195c	(03060308)	140.60	183.10	552.08917c	(03100808)
144.80	189.30	543.56757c	(03100808)	149.00	195.40	446.06161c	(03100808)
153.20	201.60	357.53751c	(03100808)	157.40	207.70	295.59131	(03103108)
161.60	213.80	257.49609	(03103108)	165.80	220.00	227.00253	(03103108)
170.00	226.10	202.41707	(03103108)	174.20	232.30	182.17720	(03103108)
178.40	238.40	165.34479	(03103108)	182.60	244.50	151.00926	(03103108)
186.80	250.70	138.67645	(03103108)	191.00	256.80	128.08176	(03103108)
195.20	263.00	118.79708	(03103108)	199.40	269.10	110.66309	(03103108)
203.60	275.30	103.42578	(03103108)	207.80	281.40	96.99828	(03103108)
212.00	287.50	91.23179	(03103108)	216.20	293.70	86.01241	(03103108)
220.40	299.80	81.30342	(03103108)	224.60	306.00	77.00336	(03103108)
228.80	312.10	73.09176	(03103108)	233.00	318.20	69.50638	(03103108)
237.20	324.40	66.19811	(03103108)	241.40	330.50	63.15855	(03103108)
6.20	-13.40	503.78754c	(03102008)	2.00	-19.50	393.46759c	(03102008)
-2.20	-25.70	321.21780	(03110208)	-6.40	-31.80	273.55493	(03110208)

**MODELOPTs:
CONC DFAULT ELEV FLGPOL

*** THE 2ND HIGHEST 8-HR AVERAGE CONCENTRATION VALUES FOR SOURCE GROUP: ALL ***
INCLUDING SOURCE(S): BLOCK1 , BLOCK2 , BLOCK3 , BLOCK4 , BLOCK5 , BLOCK6 , BLOCK7 ,
BLOCK8 , BLOCK9 , BLOCK10 , BLOCK11 , BLOCK12 , BLOCK13 , BLOCK14 , BLOCK15 , BLOCK16 , BLOCK17 , BLOCK18 , BLOCK19 ,
BLOCK20 , BLOCK21 , BLOCK22 , BLOCK23 , BLOCK24 , BLOCK30 , BLOCK31 , BLOCK32 , BLOCK33 , BLOCK34 , BLOCK35 , . . . ,

*** DISCRETE CARTESIAN RECEPTOR POINTS ***

** CONC OF CO IN MICROGRAMS/M**3 **

X-COORD (M)	Y-COORD (M)	CONC	(YYMMDDHH)	X-COORD (M)	Y-COORD (M)	CONC	(YYMMDDHH)
10.40	-7.10	493.89944c	(03101224)	14.60	-1.10	495.48386c	(03101224)
18.80	5.00	660.27997c	(03101224)	23.00	11.20	619.28778c	(03101224)
27.20	17.30	623.70343c	(03101224)	31.40	23.50	629.51062c	(03101224)
35.60	29.60	755.89984c	(03101224)	39.80	35.70	745.94165c	(03101224)
44.00	41.90	674.16772c	(03101224)	48.20	48.00	665.67657c	(03101224)
52.40	54.20	777.85266c	(03102008)	56.60	60.30	768.99390c	(03101224)
60.80	66.40	691.48383c	(03101224)	65.00	72.60	692.11664c	(03102008)
69.20	78.70	781.43207c	(03102008)	73.40	84.90	771.17188c	(03102008)
77.60	91.00	702.25439c	(03060308)	81.80	97.20	684.92444c	(03102008)
86.00	103.30	680.96674c	(03100808)	90.20	109.40	767.53619c	(03101224)
94.40	115.60	685.52643c	(03102008)	98.60	121.70	662.95184c	(03100808)
102.80	127.90	677.94751c	(03100808)	107.00	134.00	741.46045c	(03101224)
111.20	140.10	649.19330c	(03101224)	115.40	146.30	645.60590c	(03100808)
119.60	152.40	651.77185c	(03100808)	123.80	158.60	703.25348c	(03100808)
128.00	164.70	685.51288c	(03100808)	132.20	170.80	577.01447c	(03100808)
136.40	177.00	550.77118c	(03100808)	140.60	183.10	542.56500c	(03060308)
144.80	189.30	513.37976c	(03060308)	149.00	195.40	423.64975c	(03060308)
153.20	201.60	347.47238c	(03060308)	157.40	207.70	294.26541c	(03100808)
161.60	213.80	253.73976c	(03060308)	165.80	220.00	222.45219c	(03060308)
170.00	226.10	197.56578c	(03060308)	174.20	232.30	177.13963c	(03060308)
178.40	238.40	160.42703c	(03060308)	182.60	244.50	146.35974c	(03060308)
186.80	250.70	134.28627c	(03060308)	191.00	256.80	123.95492c	(03060308)
195.20	263.00	114.89840c	(03060308)	199.40	269.10	107.00716c	(03060308)
203.60	275.30	99.97660c	(03060308)	207.80	281.40	93.76368c	(03060308)
212.00	287.50	88.19720c	(03060308)	216.20	293.70	83.14697c	(03060308)
220.40	299.80	78.61221c	(03060308)	224.60	306.00	74.45920c	(03060308)
228.80	312.10	70.69894c	(03060308)	233.00	318.20	67.25426c	(03060308)
237.20	324.40	64.06411c	(03060308)	241.40	330.50	61.14665c	(03060308)
6.20	-13.40	474.83554c	(03101224)	2.00	-19.50	385.54742	(03110208)
-2.20	-25.70	315.72000c	(03102008)	-6.40	-31.80	261.13214c	(03102008)

CONC DFAULT ELEV FLGPOL

*** THE MAXIMUM 10 1-HR AVERAGE CONCENTRATION VALUES FOR SOURCE GROUP: ALL ***
INCLUDING SOURCE(S): BLOCK1 , BLOCK2 , BLOCK3 , BLOCK4 , BLOCK5 , BLOCK6 , BLOCK7 ,
BLOCK8 , BLOCK9 , BLOCK10 , BLOCK11 , BLOCK12 , BLOCK13 , BLOCK14 , BLOCK15 , BLOCK16 , BLOCK17 , BLOCK18 , BLOCK19 ,
BLOCK20 , BLOCK21 , BLOCK22 , BLOCK23 , BLOCK24 , BLOCK30 , BLOCK31 , BLOCK32 , BLOCK33 , BLOCK34 , BLOCK35 , . . . ,

** CONC OF CO IN MICROGRAMS/M**3 **

RANK	CONC	(YYMMDDHH)	AT	RECEPTOR (XR,YR)		OF TYPE	RANK	CONC	(YYMMDDHH)	AT	RECEPTOR (XR,YR)		OF TYPE
1.	1383.37976	(03010605)	AT (	56.60,	60.30)	DC	6.	1339.71143	(03101223)	AT (	73.40,	84.90)	DC
2.	1368.99524	(03101223)	AT (	69.20,	78.70)	DC	7.	1335.73291	(03101223)	AT (	90.20,	109.40)	DC
3.	1366.49341	(03010605)	AT (	73.40,	84.90)	DC	8.	1335.01611	(03010605)	AT (	52.40,	54.20)	DC
4.	1366.14331	(03010605)	AT (	39.80,	35.70)	DC	9.	1326.72424	(03081520)	AT (	69.20,	78.70)	DC
5.	1345.45667	(03101223)	AT (	52.40,	54.20)	DC	10.	1324.37000	(03010605)	AT (	69.20,	78.70)	DC

*** RECEPTOR TYPES: GC = GRIDCART
GP = GRIDPOLR
DC = DISCCART
DP = DISCPOLR

*** THE MAXIMUM 10 8-HR AVERAGE CONCENTRATION VALUES FOR SOURCE GROUP: ALL ***
INCLUDING SOURCE(S): BLOCK1 , BLOCK2 , BLOCK3 , BLOCK4 , BLOCK5 , BLOCK6 , BLOCK7 ,
BLOCK8 , BLOCK9 , BLOCK10 , BLOCK11 , BLOCK12 , BLOCK13 , BLOCK14 , BLOCK15 , BLOCK16 , BLOCK17 , BLOCK18 , BLOCK19 ,
BLOCK20 , BLOCK21 , BLOCK22 , BLOCK23 , BLOCK24 , BLOCK30 , BLOCK31 , BLOCK32 , BLOCK33 , BLOCK34 , BLOCK35 , . . . ,

** CONC OF CO IN MICROGRAMS/M**3 **

RANK	CONC	(YYMMDDHH)	AT	RECEPTOR (XR,YR)		OF TYPE	RANK	CONC	(YYMMDDHH)	AT	RECEPTOR (XR,YR)		OF TYPE
1.	790.96686c	(03101224)	AT (	69.20,	78.70)	DC	6.	777.85266c	(03102008)	AT (	52.40,	54.20)	DC
2.	790.71234c	(03060308)	AT (	90.20,	109.40)	DC	7.	775.54010c	(03101224)	AT (	73.40,	84.90)	DC
3.	787.30298c	(03101224)	AT (	52.40,	54.20)	DC	8.	774.75299c	(03102008)	AT (	56.60,	60.30)	DC
4.	783.69342c	(03060308)	AT (	107.00,	134.00)	DC	9.	771.17188c	(03102008)	AT (	73.40,	84.90)	DC
5.	781.43207c	(03102008)	AT (	69.20,	78.70)	DC	10.	770.58282c	(03060308)	AT (	69.20,	78.70)	DC

*** RECEPTOR TYPES: GC = GRIDCART
GP = GRIDPOLR
DC = DISCCART
DP = DISCPOLR

*** THE SUMMARY OF HIGHEST 1-HR RESULTS ***

** CONC OF CO IN MICROGRAMS/M**3 **

GROUP ID		AVERAGE CONC	DATE (YYMMDDHH)	RECEPTOR (XR, YR, ZELEV, ZHILL, ZFLAG)	NETWORK OF TYPE	GRID-ID
ALL	HIGH 1ST HIGH VALUE IS	1383.37976	ON 03010605:	AT (56.60, 60.30, 0.00, 0.00, 1.80)	DC	
	HIGH 2ND HIGH VALUE IS	1339.71143	ON 03101223:	AT (73.40, 84.90, 0.00, 0.00, 1.80)	DC	

*** RECEPTOR TYPES: GC = GRIDCART
GP = GRIDPOLR
DC = DISCCART
DP = DISCPOLR

**MODELOPTs:
CONC DFAULT ELEV FLGPOL

*** THE SUMMARY OF HIGHEST 8-HR RESULTS ***

** CONC OF CO IN MICROGRAMS/M**3 **

GROUP ID		AVERAGE CONC	DATE (YYMMDDHH)	RECEPTOR (XR, YR, ZELEV, ZHILL, ZFLAG)	NETWORK OF TYPE	GRID-ID
ALL	HIGH 1ST HIGH VALUE IS	790.96686c	ON 03101224:	AT (69.20, 78.70, 0.00, 0.00, 1.80)	DC	
	HIGH 2ND HIGH VALUE IS	781.43207c	ON 03102008:	AT (69.20, 78.70, 0.00, 0.00, 1.80)	DC	

*** RECEPTOR TYPES: GC = GRIDCART
GP = GRIDPOLR
DC = DISCCART
DP = DISCPOLR

CONC DFAULT ELEV FLGPOL

*** Message Summary : AERMOD Model Execution ***

--------- Summary of Total Messages --------

A Total of 0 Fatal Error Message(s)
A Total of 61 Warning Message(s)
A Total of 430 Informational Message(s)

A Total of 407 Calm Hours Identified

A Total of 23 Missing Hours Identified (0.26 Percent)

******** FATAL ERROR MESSAGES ********
*** NONE ***

******** WARNING MESSAGES ********

CO W206	3	MODOPT:Regulatory DFAULT Overrides Non-DFAULT Option For	FLAT
RE W228	130	DISCAR:Default(s) Used for Missing Parameters on Keyword	DISCCART
RE W228	131	DISCAR:Default(s) Used for Missing Parameters on Keyword	DISCCART
RE W228	132	DISCAR:Default(s) Used for Missing Parameters on Keyword	DISCCART
RE W228	133	DISCAR:Default(s) Used for Missing Parameters on Keyword	DISCCART
RE W228	134	DISCAR:Default(s) Used for Missing Parameters on Keyword	DISCCART
RE W228	135	DISCAR:Default(s) Used for Missing Parameters on Keyword	DISCCART
RE W228	136	DISCAR:Default(s) Used for Missing Parameters on Keyword	DISCCART
RE W228	137	DISCAR:Default(s) Used for Missing Parameters on Keyword	DISCCART
RE W228	138	DISCAR:Default(s) Used for Missing Parameters on Keyword	DISCCART
RE W228	139	DISCAR:Default(s) Used for Missing Parameters on Keyword	DISCCART
RE W228	140	DISCAR:Default(s) Used for Missing Parameters on Keyword	DISCCART
RE W228	141	DISCAR:Default(s) Used for Missing Parameters on Keyword	DISCCART
RE W228	142	DISCAR:Default(s) Used for Missing Parameters on Keyword	DISCCART
RE W228	143	DISCAR:Default(s) Used for Missing Parameters on Keyword	DISCCART
RE W228	144	DISCAR:Default(s) Used for Missing Parameters on Keyword	DISCCART
RE W228	145	DISCAR:Default(s) Used for Missing Parameters on Keyword	DISCCART
RE W228	146	DISCAR:Default(s) Used for Missing Parameters on Keyword	DISCCART
RE W228	147	DISCAR:Default(s) Used for Missing Parameters on Keyword	DISCCART
RE W228	148	DISCAR:Default(s) Used for Missing Parameters on Keyword	DISCCART
RE W228	149	DISCAR:Default(s) Used for Missing Parameters on Keyword	DISCCART
RE W228	150	DISCAR:Default(s) Used for Missing Parameters on Keyword	DISCCART
RE W228	151	DISCAR:Default(s) Used for Missing Parameters on Keyword	DISCCART
RE W228	152	DISCAR:Default(s) Used for Missing Parameters on Keyword	DISCCART
RE W228	153	DISCAR:Default(s) Used for Missing Parameters on Keyword	DISCCART
RE W228	154	DISCAR:Default(s) Used for Missing Parameters on Keyword	DISCCART
RE W228	155	DISCAR:Default(s) Used for Missing Parameters on Keyword	DISCCART
RE W228	156	DISCAR:Default(s) Used for Missing Parameters on Keyword	DISCCART
RE W228	157	DISCAR:Default(s) Used for Missing Parameters on Keyword	DISCCART
RE W228	158	DISCAR:Default(s) Used for Missing Parameters on Keyword	DISCCART
RE W228	159	DISCAR:Default(s) Used for Missing Parameters on Keyword	DISCCART
RE W228	160	DISCAR:Default(s) Used for Missing Parameters on Keyword	DISCCART
RE W228	161	DISCAR:Default(s) Used for Missing Parameters on Keyword	DISCCART
RE W228	162	DISCAR:Default(s) Used for Missing Parameters on Keyword	DISCCART
RE W228	163	DISCAR:Default(s) Used for Missing Parameters on Keyword	DISCCART

```
RE W228    164 DISCAR:Default(s) Used for Missing Parameters on Keyword  DISCCART
RE W228    165 DISCAR:Default(s) Used for Missing Parameters on Keyword  DISCCART
RE W228    166 DISCAR:Default(s) Used for Missing Parameters on Keyword  DISCCART
RE W228    167 DISCAR:Default(s) Used for Missing Parameters on Keyword  DISCCART
RE W228    168 DISCAR:Default(s) Used for Missing Parameters on Keyword  DISCCART
RE W228    169 DISCAR:Default(s) Used for Missing Parameters on Keyword  DISCCART
RE W228    170 DISCAR:Default(s) Used for Missing Parameters on Keyword  DISCCART
RE W228    171 DISCAR:Default(s) Used for Missing Parameters on Keyword  DISCCART
RE W228    172 DISCAR:Default(s) Used for Missing Parameters on Keyword  DISCCART
RE W228    173 DISCAR:Default(s) Used for Missing Parameters on Keyword  DISCCART
RE W228    174 DISCAR:Default(s) Used for Missing Parameters on Keyword  DISCCART
RE W228    175 DISCAR:Default(s) Used for Missing Parameters on Keyword  DISCCART
RE W228    176 DISCAR:Default(s) Used for Missing Parameters on Keyword  DISCCART
RE W228    177 DISCAR:Default(s) Used for Missing Parameters on Keyword  DISCCART
RE W228    178 DISCAR:Default(s) Used for Missing Parameters on Keyword  DISCCART
RE W228    179 DISCAR:Default(s) Used for Missing Parameters on Keyword  DISCCART
RE W228    180 DISCAR:Default(s) Used for Missing Parameters on Keyword  DISCCART
RE W228    181 DISCAR:Default(s) Used for Missing Parameters on Keyword  DISCCART
RE W228    182 DISCAR:Default(s) Used for Missing Parameters on Keyword  DISCCART
RE W228    183 DISCAR:Default(s) Used for Missing Parameters on Keyword  DISCCART
RE W228    184 DISCAR:Default(s) Used for Missing Parameters on Keyword  DISCCART
RE W228    185 DISCAR:Default(s) Used for Missing Parameters on Keyword  DISCCART
RE W228    186 DISCAR:Default(s) Used for Missing Parameters on Keyword  DISCCART
RE W228    187 DISCAR:Default(s) Used for Missing Parameters on Keyword  DISCCART
RE W228    188 DISCAR:Default(s) Used for Missing Parameters on Keyword  DISCCART
RE W228    189 DISCAR:Default(s) Used for Missing Parameters on Keyword  DISCCART

   ************************************
   *** AERMOD Finishes Successfully ***
   ************************************
```

```
CO STARTING
   TITLEONE  HSS FDR 68-71St Platform-No-Build Condition
   MODELOPT  CONC DFAULT  FLAT
   AVERTIME  1  8
   POLLUTID  CO
   RUNORNOT  RUN
   URBANOPT  1500000
   ERRORFIL  ERRORS.OUT
   FLAGPOLE  1.8
CO FINISHED

SO STARTING
** Source Location              X      Y      Z
** Parameters:                 -----  -----  ----
** FDR Northbound
   LOCATION  BLOCK1   VOLUME    7.3    0.7   0.
   LOCATION  BLOCK2   VOLUME   12.8    8.8   0.
   LOCATION  BLOCK3   VOLUME   18.3   16.9   0.
   LOCATION  BLOCK4   VOLUME   23.9   24.9   0.
   LOCATION  BLOCK5   VOLUME   29.4   33.0   0.
   LOCATION  BLOCK6   VOLUME   34.9   41.0   0.
   LOCATION  BLOCK7   VOLUME   40.4   49.1   0.
   LOCATION  BLOCK8   VOLUME   45.9   57.1   0.
   LOCATION  BLOCK9   VOLUME   51.4   65.2   0.
   LOCATION  BLOCK10  VOLUME   56.9   73.3   0.
   LOCATION  BLOCK11  VOLUME   62.4   81.3   0.
   LOCATION  BLOCK12  VOLUME   67.9   89.4   0.
   LOCATION  BLOCK13  VOLUME   73.5   97.4   0.
   LOCATION  BLOCK14  VOLUME   79.0  105.5   0.
   LOCATION  BLOCK15  VOLUME   84.5  113.5   0.
   LOCATION  BLOCK16  VOLUME   90.0  121.6   0.
   LOCATION  BLOCK17  VOLUME   95.5  129.6   0.
   LOCATION  BLOCK18  VOLUME  101.0  137.7   0.
   LOCATION  BLOCK19  VOLUME  106.5  145.8   0.
   LOCATION  BLOCK20  VOLUME  112.0  153.8   0.
   LOCATION  BLOCK21  VOLUME  117.5  161.9   0.
   LOCATION  BLOCK22  VOLUME  123.0  169.9   0.
   LOCATION  BLOCK23  VOLUME  128.6  178.0   0.
   LOCATION  BLOCK24  VOLUME  134.1  186.0   0.

** FDR Southbound
   LOCATION  BLOCK30  VOLUME   -1.8    7.3   0.
   LOCATION  BLOCK31  VOLUME    3.7   15.4   0.
   LOCATION  BLOCK32  VOLUME    9.2   23.4   0.
   LOCATION  BLOCK33  VOLUME   14.7   31.5   0.
   LOCATION  BLOCK34  VOLUME   20.2   39.5   0.
   LOCATION  BLOCK35  VOLUME   25.7   47.6   0.
   LOCATION  BLOCK36  VOLUME   31.2   55.6   0.
   LOCATION  BLOCK37  VOLUME   36.8   63.7   0.
   LOCATION  BLOCK38  VOLUME   42.3   71.8   0.
   LOCATION  BLOCK39  VOLUME   47.8   79.8   0.
   LOCATION  BLOCK40  VOLUME   53.3   87.9   0.
   LOCATION  BLOCK41  VOLUME   58.8   95.9   0.
   LOCATION  BLOCK42  VOLUME   64.3  104.0   0.
   LOCATION  BLOCK43  VOLUME   69.8  112.0   0.
   LOCATION  BLOCK44  VOLUME   75.3  120.1   0.
   LOCATION  BLOCK45  VOLUME   80.8  128.2   0.
   LOCATION  BLOCK46  VOLUME   86.4  136.2   0.
```

```
   LOCATION   BLOCK47   VOLUME    91.9   144.3    0.
   LOCATION   BLOCK48   VOLUME    97.4   152.3    0.
   LOCATION   BLOCK49   VOLUME   102.9   160.4    0.
   LOCATION   BLOCK50   VOLUME   108.4   168.4    0.
   LOCATION   BLOCK51   VOLUME   113.9   176.5    0.
   LOCATION   BLOCK52   VOLUME   119.4   184.6    0.
   LOCATION   BLOCK53   VOLUME   124.9   192.6    0.
   URBANSRC BLOCK1-BLOCK24
   URBANSRC BLOCK30-BLOCK53

** Volume Source        Rate    Height     Sy     Sz
** Parameters:          ------  -----    -----  -----
** FDR Northbound
   SRCPARAM   BLOCK1   0.0403    2.6      4.5    2.4
   SRCPARAM   BLOCK2   0.0403    2.6      4.5    2.4
   SRCPARAM   BLOCK3   0.0403    2.6      4.5    2.4
   SRCPARAM   BLOCK4   0.0403    2.6      4.5    2.4
   SRCPARAM   BLOCK5   0.0403    2.6      4.5    2.4
   SRCPARAM   BLOCK6   0.0403    2.6      4.5    2.4
   SRCPARAM   BLOCK7   0.0403    2.6      4.5    2.4
   SRCPARAM   BLOCK8   0.0403    2.6      4.5    2.4
   SRCPARAM   BLOCK9   0.0403    2.6      4.5    2.4
   SRCPARAM   BLOCK10  0.0403    2.6      4.5    2.4
   SRCPARAM   BLOCK11  0.0403    2.6      4.5    2.4
   SRCPARAM   BLOCK12  0.0403    2.6      4.5    2.4
   SRCPARAM   BLOCK13  0.0403    2.6      4.5    2.4
   SRCPARAM   BLOCK14  0.0403    2.6      4.5    2.4
   SRCPARAM   BLOCK15  0.0403    2.6      4.5    2.4
   SRCPARAM   BLOCK16  0.0403    2.6      4.5    2.4
   SRCPARAM   BLOCK17  0.0403    2.6      4.5    2.4
   SRCPARAM   BLOCK18  0.0403    2.6      4.5    2.4
   SRCPARAM   BLOCK19  0.0403    2.6      4.5    2.4
   SRCPARAM   BLOCK20  0.0403    2.6      4.5    2.4
   SRCPARAM   BLOCK21  0.0403    2.6      4.5    2.4
   SRCPARAM   BLOCK22  0.0403    2.6      4.5    2.4
   SRCPARAM   BLOCK23  0.0403    2.6      4.5    2.4
   SRCPARAM   BLOCK24  0.0403    2.6      4.5    2.4

** FDR Southbound with Service Road addition
   SRCPARAM   BLOCK30  0.0441    2.6      4.5    2.4
   SRCPARAM   BLOCK31  0.0441    2.6      4.5    2.4
   SRCPARAM   BLOCK32  0.0441    2.6      4.5    2.4
   SRCPARAM   BLOCK33  0.0441    2.6      4.5    2.4
   SRCPARAM   BLOCK34  0.0441    2.6      4.5    2.4
   SRCPARAM   BLOCK35  0.0441    2.6      4.5    2.4
   SRCPARAM   BLOCK36  0.0441    2.6      4.5    2.4
   SRCPARAM   BLOCK37  0.0441    2.6      4.5    2.4
   SRCPARAM   BLOCK38  0.0441    2.6      4.5    2.4
   SRCPARAM   BLOCK39  0.0441    2.6      4.5    2.4
   SRCPARAM   BLOCK40  0.0441    2.6      4.5    2.4
   SRCPARAM   BLOCK41  0.0441    2.6      4.5    2.4
   SRCPARAM   BLOCK42  0.0441    2.6      4.5    2.4
   SRCPARAM   BLOCK43  0.0441    2.6      4.5    2.4
   SRCPARAM   BLOCK44  0.0441    2.6      4.5    2.4
   SRCPARAM   BLOCK45  0.0441    2.6      4.5    2.4
   SRCPARAM   BLOCK46  0.0441    2.6      4.5    2.4
   SRCPARAM   BLOCK47  0.0441    2.6      4.5    2.4
   SRCPARAM   BLOCK48  0.0441    2.6      4.5    2.4
```

```
   SRCPARAM  BLOCK49  0.0441   2.6     4.5   2.4
   SRCPARAM  BLOCK50  0.0441   2.6     4.5   2.4
   SRCPARAM  BLOCK51  0.0441   2.6     4.5   2.4
   SRCPARAM  BLOCK52  0.0441   2.6     4.5   2.4
   SRCPARAM  BLOCK53  0.0441   2.6     4.5   2.4

   SRCGROUP  ALL
SO FINISHED

RE STARTING
   ELEVUNIT METERS
** Receptor      X              Y
** Location   ------    ------
   DISCCART     10.4      -7.1
   DISCCART     14.6      -1.1
   DISCCART     18.8       5.0
   DISCCART     23.0      11.2
   DISCCART     27.2      17.3
   DISCCART     31.4      23.5
   DISCCART     35.6      29.6
   DISCCART     39.8      35.7
   DISCCART     44.0      41.9
   DISCCART     48.2      48.0
   DISCCART     52.4      54.2
   DISCCART     56.6      60.3
   DISCCART     60.8      66.4
   DISCCART     65.0      72.6
   DISCCART     69.2      78.7
   DISCCART     73.4      84.9
   DISCCART     77.6      91.0
   DISCCART     81.8      97.2
   DISCCART     86.0     103.3
   DISCCART     90.2     109.4
   DISCCART     94.4     115.6
   DISCCART     98.6     121.7
   DISCCART    102.8     127.9
   DISCCART    107.0     134.0
   DISCCART    111.2     140.1
   DISCCART    115.4     146.3
   DISCCART    119.6     152.4
   DISCCART    123.8     158.6
   DISCCART    128.0     164.7
   DISCCART    132.2     170.8
   DISCCART    136.4     177.0
   DISCCART    140.6     183.1
   DISCCART    144.8     189.3
   DISCCART    149.0     195.4
   DISCCART    153.2     201.6
   DISCCART    157.4     207.7
   DISCCART    161.6     213.8
   DISCCART    165.8     220.0
   DISCCART    170.0     226.1
   DISCCART    174.2     232.3
   DISCCART    178.4     238.4
   DISCCART    182.6     244.5
   DISCCART    186.8     250.7
   DISCCART    191.0     256.8
   DISCCART    195.2     263.0
```

```
   DISCCART   199.4    269.1
   DISCCART   203.6    275.3
   DISCCART   207.8    281.4
   DISCCART   212.0    287.5
   DISCCART   216.2    293.7
   DISCCART   220.4    299.8
   DISCCART   224.6    306.0
   DISCCART   228.8    312.1
   DISCCART   233.0    318.2
   DISCCART   237.2    324.4
   DISCCART   241.4    330.5
   DISCCART     6.2    -13.4
   DISCCART     2.0    -19.5
   DISCCART    -2.2    -25.7
   DISCCART    -6.4    -31.8

RE FINISHED

ME STARTING
   SURFFILE  LGAOKX04.SFC
   PROFFILE  LGAOKX04.PFL
   SURFDATA  14732  2004  LA GUARDIA
   UAIRDATA  94703  2004  BROOKHAVEN
   PROFBASE  0.0
ME FINISHED

OU STARTING
   RECTABLE  ALLAVE  FIRST-SECOND
   MAXTABLE  ALLAVE  10
OU FINISHED


 *** Message Summary For AERMOD Model Setup ***

 --------- Summary of Total Messages --------

A Total of            0 Fatal Error Message(s)
A Total of           61 Warning Message(s)
A Total of            0 Informational Message(s)


   ******** FATAL ERROR MESSAGES ********
              ***  NONE  ***


   ********   WARNING MESSAGES   ********
CO W206     3 MODOPT:Regulatory DFAULT Overrides Non-DFAULT Option For  FLAT
RE W228   130 DISCAR:Default(s) Used for Missing Parameters on Keyword  DISCCART
RE W228   131 DISCAR:Default(s) Used for Missing Parameters on Keyword  DISCCART
RE W228   132 DISCAR:Default(s) Used for Missing Parameters on Keyword  DISCCART
RE W228   133 DISCAR:Default(s) Used for Missing Parameters on Keyword  DISCCART
RE W228   134 DISCAR:Default(s) Used for Missing Parameters on Keyword  DISCCART
RE W228   135 DISCAR:Default(s) Used for Missing Parameters on Keyword  DISCCART
RE W228   136 DISCAR:Default(s) Used for Missing Parameters on Keyword  DISCCART
RE W228   137 DISCAR:Default(s) Used for Missing Parameters on Keyword  DISCCART
RE W228   138 DISCAR:Default(s) Used for Missing Parameters on Keyword  DISCCART
RE W228   139 DISCAR:Default(s) Used for Missing Parameters on Keyword  DISCCART
RE W228   140 DISCAR:Default(s) Used for Missing Parameters on Keyword  DISCCART
```

```
RE W228   141 DISCAR:Default(s) Used for Missing Parameters on Keyword  DISCCART
RE W228   142 DISCAR:Default(s) Used for Missing Parameters on Keyword  DISCCART
RE W228   143 DISCAR:Default(s) Used for Missing Parameters on Keyword  DISCCART
RE W228   144 DISCAR:Default(s) Used for Missing Parameters on Keyword  DISCCART
RE W228   145 DISCAR:Default(s) Used for Missing Parameters on Keyword  DISCCART
RE W228   146 DISCAR:Default(s) Used for Missing Parameters on Keyword  DISCCART
RE W228   147 DISCAR:Default(s) Used for Missing Parameters on Keyword  DISCCART
RE W228   148 DISCAR:Default(s) Used for Missing Parameters on Keyword  DISCCART
RE W228   149 DISCAR:Default(s) Used for Missing Parameters on Keyword  DISCCART
RE W228   150 DISCAR:Default(s) Used for Missing Parameters on Keyword  DISCCART
RE W228   151 DISCAR:Default(s) Used for Missing Parameters on Keyword  DISCCART
RE W228   152 DISCAR:Default(s) Used for Missing Parameters on Keyword  DISCCART
RE W228   153 DISCAR:Default(s) Used for Missing Parameters on Keyword  DISCCART
RE W228   154 DISCAR:Default(s) Used for Missing Parameters on Keyword  DISCCART
RE W228   155 DISCAR:Default(s) Used for Missing Parameters on Keyword  DISCCART
RE W228   156 DISCAR:Default(s) Used for Missing Parameters on Keyword  DISCCART
RE W228   157 DISCAR:Default(s) Used for Missing Parameters on Keyword  DISCCART
RE W228   158 DISCAR:Default(s) Used for Missing Parameters on Keyword  DISCCART
RE W228   159 DISCAR:Default(s) Used for Missing Parameters on Keyword  DISCCART
RE W228   160 DISCAR:Default(s) Used for Missing Parameters on Keyword  DISCCART
RE W228   161 DISCAR:Default(s) Used for Missing Parameters on Keyword  DISCCART
RE W228   162 DISCAR:Default(s) Used for Missing Parameters on Keyword  DISCCART
RE W228   163 DISCAR:Default(s) Used for Missing Parameters on Keyword  DISCCART
RE W228   164 DISCAR:Default(s) Used for Missing Parameters on Keyword  DISCCART
RE W228   165 DISCAR:Default(s) Used for Missing Parameters on Keyword  DISCCART
RE W228   166 DISCAR:Default(s) Used for Missing Parameters on Keyword  DISCCART
RE W228   167 DISCAR:Default(s) Used for Missing Parameters on Keyword  DISCCART
RE W228   168 DISCAR:Default(s) Used for Missing Parameters on Keyword  DISCCART
RE W228   169 DISCAR:Default(s) Used for Missing Parameters on Keyword  DISCCART
RE W228   170 DISCAR:Default(s) Used for Missing Parameters on Keyword  DISCCART
RE W228   171 DISCAR:Default(s) Used for Missing Parameters on Keyword  DISCCART
RE W228   172 DISCAR:Default(s) Used for Missing Parameters on Keyword  DISCCART
RE W228   173 DISCAR:Default(s) Used for Missing Parameters on Keyword  DISCCART
RE W228   174 DISCAR:Default(s) Used for Missing Parameters on Keyword  DISCCART
RE W228   175 DISCAR:Default(s) Used for Missing Parameters on Keyword  DISCCART
RE W228   176 DISCAR:Default(s) Used for Missing Parameters on Keyword  DISCCART
RE W228   177 DISCAR:Default(s) Used for Missing Parameters on Keyword  DISCCART
RE W228   178 DISCAR:Default(s) Used for Missing Parameters on Keyword  DISCCART
RE W228   179 DISCAR:Default(s) Used for Missing Parameters on Keyword  DISCCART
RE W228   180 DISCAR:Default(s) Used for Missing Parameters on Keyword  DISCCART
RE W228   181 DISCAR:Default(s) Used for Missing Parameters on Keyword  DISCCART
RE W228   182 DISCAR:Default(s) Used for Missing Parameters on Keyword  DISCCART
RE W228   183 DISCAR:Default(s) Used for Missing Parameters on Keyword  DISCCART
RE W228   184 DISCAR:Default(s) Used for Missing Parameters on Keyword  DISCCART
RE W228   185 DISCAR:Default(s) Used for Missing Parameters on Keyword  DISCCART
RE W228   186 DISCAR:Default(s) Used for Missing Parameters on Keyword  DISCCART
RE W228   187 DISCAR:Default(s) Used for Missing Parameters on Keyword  DISCCART
RE W228   188 DISCAR:Default(s) Used for Missing Parameters on Keyword  DISCCART
RE W228   189 DISCAR:Default(s) Used for Missing Parameters on Keyword  DISCCART

**********************************
*** SETUP Finishes Successfully ***
**********************************
```

CONC DFAULT ELEV FLGPOL

*** MODEL SETUP OPTIONS SUMMARY ***

**Model Is Setup For Calculation of Average CONCentration Values.

-- DEPOSITION LOGIC --
**Model Uses NO DRY DEPLETION. DDPLETE = F
**Model Uses NO WET DEPLETION. WDPLETE = F
**NO GAS DRY DEPOSITION Data Provided.

**Model Uses URBAN Dispersion Algorithm for the SBL for 48 Source(s).
The Urban Population = 1500000.0 ; Urban Roughness Length = 1.000 m

**Model Uses Regulatory DEFAULT Options:
1. Stack-tip Downwash.
2. Model Accounts for ELEVated Terrain Effects.
3. Use Calms Processing Routine.
4. Use Missing Data Processing Routine.
5. "Upper Bound" Values for Supersquat Buildings.
6. No Exponential Decay for URBAN/Non-SO2

**Model Accepts FLAGPOLE Receptor Heights.

**Model Calculates 2 Short Term Average(s) of: 1-HR 8-HR

**This Run Includes: 48 Source(s); 1 Source Group(s); and 60 Receptor(s)

**The Model Assumes A Pollutant Type of: CO

**Model Set To Continue RUNning After the Setup Testing.

**Output Options Selected:
Model Outputs Tables of Highest Short Term Values by Receptor (RECTABLE Keyword)
Model Outputs Tables of Overall Maximum Short Term Values (MAXTABLE Keyword)

**NOTE: The Following Flags May Appear Following CONC Values: c for Calm Hours
m for Missing Hours
b for Both Calm and Missing Hours

**Misc. Inputs: Base Elev. for Pot. Temp. Profile (m MSL) = 0.00 ; Decay Coef. = 0.000 ; Rot. Angle = 0.0
Emission Units = GRAMS/SEC ; Emission Rate Unit Factor = 0.10000E+07
Output Units = MICROGRAMS/M**3

**Approximate Storage Requirements of Model = 1.3 MB of RAM.

**Detailed Error/Message File: ERRORS.OUT

**MODELOPTs:
CONC DFAULT ELEV FLGPOL

*** VOLUME SOURCE DATA ***

SOURCE ID	NUMBER PART. CATS.	EMISSION RATE (GRAMS/SEC)	X (METERS)	Y (METERS)	BASE ELEV. (METERS)	RELEASE HEIGHT (METERS)	INIT. SY (METERS)	INIT. SZ (METERS)	URBAN SOURCE	EMISSION RATE SCALAR VARY BY
BLOCK1	0	0.40300E-01	7.3	0.7	0.0	2.60	4.50	2.40	YES	
BLOCK2	0	0.40300E-01	12.8	8.8	0.0	2.60	4.50	2.40	YES	
BLOCK3	0	0.40300E-01	18.3	16.9	0.0	2.60	4.50	2.40	YES	
BLOCK4	0	0.40300E-01	23.9	24.9	0.0	2.60	4.50	2.40	YES	
BLOCK5	0	0.40300E-01	29.4	33.0	0.0	2.60	4.50	2.40	YES	
BLOCK6	0	0.40300E-01	34.9	41.0	0.0	2.60	4.50	2.40	YES	
BLOCK7	0	0.40300E-01	40.4	49.1	0.0	2.60	4.50	2.40	YES	
BLOCK8	0	0.40300E-01	45.9	57.1	0.0	2.60	4.50	2.40	YES	
BLOCK9	0	0.40300E-01	51.4	65.2	0.0	2.60	4.50	2.40	YES	
BLOCK10	0	0.40300E-01	56.9	73.3	0.0	2.60	4.50	2.40	YES	
BLOCK11	0	0.40300E-01	62.4	81.3	0.0	2.60	4.50	2.40	YES	
BLOCK12	0	0.40300E-01	67.9	89.4	0.0	2.60	4.50	2.40	YES	
BLOCK13	0	0.40300E-01	73.5	97.4	0.0	2.60	4.50	2.40	YES	
BLOCK14	0	0.40300E-01	79.0	105.5	0.0	2.60	4.50	2.40	YES	
BLOCK15	0	0.40300E-01	84.5	113.5	0.0	2.60	4.50	2.40	YES	
BLOCK16	0	0.40300E-01	90.0	121.6	0.0	2.60	4.50	2.40	YES	
BLOCK17	0	0.40300E-01	95.5	129.6	0.0	2.60	4.50	2.40	YES	
BLOCK18	0	0.40300E-01	101.0	137.7	0.0	2.60	4.50	2.40	YES	
BLOCK19	0	0.40300E-01	106.5	145.8	0.0	2.60	4.50	2.40	YES	
BLOCK20	0	0.40300E-01	112.0	153.8	0.0	2.60	4.50	2.40	YES	
BLOCK21	0	0.40300E-01	117.5	161.9	0.0	2.60	4.50	2.40	YES	
BLOCK22	0	0.40300E-01	123.0	169.9	0.0	2.60	4.50	2.40	YES	
BLOCK23	0	0.40300E-01	128.6	178.0	0.0	2.60	4.50	2.40	YES	
BLOCK24	0	0.40300E-01	134.1	186.0	0.0	2.60	4.50	2.40	YES	
BLOCK30	0	0.44100E-01	-1.8	7.3	0.0	2.60	4.50	2.40	YES	
BLOCK31	0	0.44100E-01	3.7	15.4	0.0	2.60	4.50	2.40	YES	
BLOCK32	0	0.44100E-01	9.2	23.4	0.0	2.60	4.50	2.40	YES	
BLOCK33	0	0.44100E-01	14.7	31.5	0.0	2.60	4.50	2.40	YES	
BLOCK34	0	0.44100E-01	20.2	39.5	0.0	2.60	4.50	2.40	YES	
BLOCK35	0	0.44100E-01	25.7	47.6	0.0	2.60	4.50	2.40	YES	
BLOCK36	0	0.44100E-01	31.2	55.6	0.0	2.60	4.50	2.40	YES	
BLOCK37	0	0.44100E-01	36.8	63.7	0.0	2.60	4.50	2.40	YES	
BLOCK38	0	0.44100E-01	42.3	71.8	0.0	2.60	4.50	2.40	YES	
BLOCK39	0	0.44100E-01	47.8	79.8	0.0	2.60	4.50	2.40	YES	
BLOCK40	0	0.44100E-01	53.3	87.9	0.0	2.60	4.50	2.40	YES	
BLOCK41	0	0.44100E-01	58.8	95.9	0.0	2.60	4.50	2.40	YES	
BLOCK42	0	0.44100E-01	64.3	104.0	0.0	2.60	4.50	2.40	YES	
BLOCK43	0	0.44100E-01	69.8	112.0	0.0	2.60	4.50	2.40	YES	
BLOCK44	0	0.44100E-01	75.3	120.1	0.0	2.60	4.50	2.40	YES	
BLOCK45	0	0.44100E-01	80.8	128.2	0.0	2.60	4.50	2.40	YES	

**MODELOPTs:
CONC DFAULT ELEV FLGPOL

*** VOLUME SOURCE DATA ***

SOURCE ID	NUMBER PART. CATS.	EMISSION RATE (GRAMS/SEC)	X (METERS)	Y (METERS)	BASE ELEV. (METERS)	RELEASE HEIGHT (METERS)	INIT. SY (METERS)	INIT. SZ (METERS)	URBAN SOURCE	EMISSION RATE SCALAR VARY BY
BLOCK46	0	0.44100E-01	86.4	136.2	0.0	2.60	4.50	2.40	YES	
BLOCK47	0	0.44100E-01	91.9	144.3	0.0	2.60	4.50	2.40	YES	
BLOCK48	0	0.44100E-01	97.4	152.3	0.0	2.60	4.50	2.40	YES	
BLOCK49	0	0.44100E-01	102.9	160.4	0.0	2.60	4.50	2.40	YES	
BLOCK50	0	0.44100E-01	108.4	168.4	0.0	2.60	4.50	2.40	YES	
BLOCK51	0	0.44100E-01	113.9	176.5	0.0	2.60	4.50	2.40	YES	
BLOCK52	0	0.44100E-01	119.4	184.6	0.0	2.60	4.50	2.40	YES	
BLOCK53	0	0.44100E-01	124.9	192.6	0.0	2.60	4.50	2.40	YES	

**MODELOPTs:
CONC DFAULT ELEV FLGPOL

*** SOURCE IDs DEFINING SOURCE GROUPS ***

GROUP ID	SOURCE IDs
ALL	BLOCK1 , BLOCK2 , BLOCK3 , BLOCK4 , BLOCK5 , BLOCK6 , BLOCK7 , BLOCK8 , BLOCK9 , BLOCK10 , BLOCK11 , BLOCK12 , BLOCK13 , BLOCK14 , BLOCK15 , BLOCK16 , BLOCK17 , BLOCK18 , BLOCK19 , BLOCK20 , BLOCK21 , BLOCK22 , BLOCK23 , BLOCK24 , BLOCK30 , BLOCK31 , BLOCK32 , BLOCK33 , BLOCK34 , BLOCK35 , BLOCK36 , BLOCK37 , BLOCK38 , BLOCK39 , BLOCK40 , BLOCK41 , BLOCK42 , BLOCK43 , BLOCK44 , BLOCK45 , BLOCK46 , BLOCK47 , BLOCK48 , BLOCK49 , BLOCK50 , BLOCK51 , BLOCK52 , BLOCK53 ,

**MODELOPTs:
CONC DFAULT ELEV FLGPOL

*** DISCRETE CARTESIAN RECEPTORS ***
(X-COORD, Y-COORD, ZELEV, ZHILL, ZFLAG)
(METERS)

(	10.4,	-7.1,	0.0,	0.0,	1.8);	(	14.6,	-1.1,	0.0,	0.0,	1.8);
(	18.8,	5.0,	0.0,	0.0,	1.8);	(	23.0,	11.2,	0.0,	0.0,	1.8);
(	27.2,	17.3,	0.0,	0.0,	1.8);	(	31.4,	23.5,	0.0,	0.0,	1.8);
(	35.6,	29.6,	0.0,	0.0,	1.8);	(	39.8,	35.7,	0.0,	0.0,	1.8);
(	44.0,	41.9,	0.0,	0.0,	1.8);	(	48.2,	48.0,	0.0,	0.0,	1.8);
(	52.4,	54.2,	0.0,	0.0,	1.8);	(	56.6,	60.3,	0.0,	0.0,	1.8);
(	60.8,	66.4,	0.0,	0.0,	1.8);	(	65.0,	72.6,	0.0,	0.0,	1.8);
(	69.2,	78.7,	0.0,	0.0,	1.8);	(	73.4,	84.9,	0.0,	0.0,	1.8);
(	77.6,	91.0,	0.0,	0.0,	1.8);	(	81.8,	97.2,	0.0,	0.0,	1.8);
(	86.0,	103.3,	0.0,	0.0,	1.8);	(	90.2,	109.4,	0.0,	0.0,	1.8);
(	94.4,	115.6,	0.0,	0.0,	1.8);	(	98.6,	121.7,	0.0,	0.0,	1.8);
(	102.8,	127.9,	0.0,	0.0,	1.8);	(	107.0,	134.0,	0.0,	0.0,	1.8);
(	111.2,	140.1,	0.0,	0.0,	1.8);	(	115.4,	146.3,	0.0,	0.0,	1.8);
(	119.6,	152.4,	0.0,	0.0,	1.8);	(	123.8,	158.6,	0.0,	0.0,	1.8);
(	128.0,	164.7,	0.0,	0.0,	1.8);	(	132.2,	170.8,	0.0,	0.0,	1.8);
(	136.4,	177.0,	0.0,	0.0,	1.8);	(	140.6,	183.1,	0.0,	0.0,	1.8);
(	144.8,	189.3,	0.0,	0.0,	1.8);	(	149.0,	195.4,	0.0,	0.0,	1.8);
(	153.2,	201.6,	0.0,	0.0,	1.8);	(	157.4,	207.7,	0.0,	0.0,	1.8);
(	161.6,	213.8,	0.0,	0.0,	1.8);	(	165.8,	220.0,	0.0,	0.0,	1.8);
(	170.0,	226.1,	0.0,	0.0,	1.8);	(	174.2,	232.3,	0.0,	0.0,	1.8);
(	178.4,	238.4,	0.0,	0.0,	1.8);	(	182.6,	244.5,	0.0,	0.0,	1.8);
(	186.8,	250.7,	0.0,	0.0,	1.8);	(	191.0,	256.8,	0.0,	0.0,	1.8);
(	195.2,	263.0,	0.0,	0.0,	1.8);	(	199.4,	269.1,	0.0,	0.0,	1.8);
(	203.6,	275.3,	0.0,	0.0,	1.8);	(	207.8,	281.4,	0.0,	0.0,	1.8);
(	212.0,	287.5,	0.0,	0.0,	1.8);	(	216.2,	293.7,	0.0,	0.0,	1.8);
(	220.4,	299.8,	0.0,	0.0,	1.8);	(	224.6,	306.0,	0.0,	0.0,	1.8);
(	228.8,	312.1,	0.0,	0.0,	1.8);	(	233.0,	318.2,	0.0,	0.0,	1.8);
(	237.2,	324.4,	0.0,	0.0,	1.8);	(	241.4,	330.5,	0.0,	0.0,	1.8);
(	6.2,	-13.4,	0.0,	0.0,	1.8);	(	2.0,	-19.5,	0.0,	0.0,	1.8);
(	-2.2,	-25.7,	0.0,	0.0,	1.8);	(	-6.4,	-31.8,	0.0,	0.0,	1.8);

**MODELOPTs:
CONC DFAULT ELEV FLGPOL

* SOURCE-RECEPTOR COMBINATIONS FOR WHICH CALCULATIONS MAY NOT BE PERFORMED *
LESS THAN 1.0 METER OR WITHIN OPEN PIT SOURCE

SOURCE ID	- - RECEPTOR LOCATION - - XR (METERS)	YR (METERS)	DISTANCE (METERS)
BLOCK1	10.4	-7.1	-1.28
BLOCK1	14.6	-1.1	-2.16
BLOCK2	14.6	-1.1	0.39
BLOCK2	18.8	5.0	-2.57
BLOCK2	23.0	11.2	0.80
BLOCK3	23.0	11.2	-2.29
BLOCK3	27.2	17.3	-0.77
BLOCK4	27.2	17.3	-1.39
BLOCK4	31.4	23.5	-2.05
BLOCK5	31.4	23.5	0.03
BLOCK5	35.6	29.6	-2.60
BLOCK6	39.8	35.7	-2.46
BLOCK6	44.0	41.9	-0.53
BLOCK7	44.0	41.9	-1.63
BLOCK7	48.2	48.0	-1.80
BLOCK8	48.2	48.0	-0.29
BLOCK8	52.4	54.2	-2.56
BLOCK9	56.6	60.3	-2.53
BLOCK9	60.8	66.4	-0.20
BLOCK10	60.8	66.4	-1.75
BLOCK10	65.0	72.6	-1.54
BLOCK11	65.0	72.6	-0.59
BLOCK11	69.2	78.7	-2.39
BLOCK12	73.4	84.9	-2.57
BLOCK12	77.6	91.0	0.16
BLOCK13	77.6	91.0	-2.07
BLOCK13	81.8	97.2	-1.37
BLOCK14	81.8	97.2	-0.92
BLOCK14	86.0	103.3	-2.34
BLOCK15	86.0	103.3	0.63
BLOCK15	90.2	109.4	-2.65
BLOCK15	94.4	115.6	0.45
BLOCK16	94.4	115.6	-2.23
BLOCK16	98.6	121.7	-1.07
BLOCK17	98.6	121.7	-1.19
BLOCK17	102.8	127.9	-2.18
BLOCK18	102.8	127.9	0.29
BLOCK18	107.0	134.0	-2.63
BLOCK18	111.2	140.1	0.80
BLOCK19	111.2	140.1	-2.29

**MODELOPTs:
CONC DFAULT ELEV FLGPOL

* SOURCE-RECEPTOR COMBINATIONS FOR WHICH CALCULATIONS MAY NOT BE PERFORMED *
LESS THAN 1.0 METER OR WITHIN OPEN PIT SOURCE

SOURCE ID	- - RECEPTOR LOCATION - - XR (METERS)	YR (METERS)	DISTANCE (METERS)
BLOCK19	115.4	146.3	-0.76
BLOCK20	115.4	146.3	-1.44
BLOCK20	119.6	152.4	-1.95
BLOCK21	119.6	152.4	0.05
BLOCK21	123.8	158.6	-2.56
BLOCK22	128.0	164.7	-2.46
BLOCK22	132.2	170.8	-0.43
BLOCK23	132.2	170.8	-1.63
BLOCK23	136.4	177.0	-1.81
BLOCK24	136.4	177.0	-0.39
BLOCK24	140.6	183.1	-2.56

CONC   DFAULT ELEV   FLGPOL

*** METEOROLOGICAL DAYS SELECTED FOR PROCESSING ***
(1=YES; 0=NO)

```
1 1 1 1 1 1 1 1 1 1   1 1 1 1 1 1 1 1 1 1   1 1 1 1 1 1 1 1 1 1   1 1 1 1 1 1 1 1 1 1   1 1 1 1 1 1 1 1 1 1
1 1 1 1 1 1 1 1 1 1   1 1 1 1 1 1 1 1 1 1   1 1 1 1 1 1 1 1 1 1   1 1 1 1 1 1 1 1 1 1   1 1 1 1 1 1 1 1 1 1
1 1 1 1 1 1 1 1 1 1   1 1 1 1 1 1 1 1 1 1   1 1 1 1 1 1 1 1 1 1   1 1 1 1 1 1 1 1 1 1   1 1 1 1 1 1 1 1 1 1
1 1 1 1 1 1 1 1 1 1   1 1 1 1 1 1 1 1 1 1   1 1 1 1 1 1 1 1 1 1   1 1 1 1 1 1 1 1 1 1   1 1 1 1 1 1 1 1 1 1
1 1 1 1 1 1 1 1 1 1   1 1 1 1 1 1 1 1 1 1   1 1 1 1 1 1 1 1 1 1   1 1 1 1 1 1 1 1 1 1   1 1 1 1 1 1 1 1 1 1
1 1 1 1 1 1 1 1 1 1   1 1 1 1 1 1 1 1 1 1   1 1 1 1 1 1 1 1 1 1   1 1 1 1 1 1 1 1 1 1   1 1 1 1 1 1 1 1 1 1
1 1 1 1 1 1 1 1 1 1   1 1 1 1 1 1 1 1 1 1   1 1 1 1 1 1 1 1 1 1   1 1 1 1 1 1 1 1 1 1   1 1 1 1 1 1 1 1 1 1
1 1 1 1 1 1 1 1 1 1   1 1 1 1 1 1
```

METEOROLOGICAL DATA PROCESSED BETWEEN START DATE: 0   0 0 0
AND END DATE: 9999 99 99 24

NOTE: METEOROLOGICAL DATA ACTUALLY PROCESSED WILL ALSO DEPEND ON WHAT IS INCLUDED IN THE DATA FILE.

*** UPPER BOUND OF FIRST THROUGH FIFTH WIND SPEED CATEGORIES ***
(METERS/SEC)

1.54, 3.09, 5.14, 8.23, 10.80,

**MODELOPTs:
CONC DFAULT ELEV FLGPOL

*** UP TO THE FIRST 24 HOURS OF METEOROLOGICAL DATA ***

Surface file: LGAOKX04.SFC
Profile file: LGAOKX04.PFL
Surface format: (3(I2,1X),I3,1X,I2,1X,F6.1,1X,3(F6.3,1X),2(F5.0,1X),F8.1,1X,F6.3,1X,2(F6.2,1X),F7.2,1X,F5.0,3(1X,F6.1))
Profile format: (4(I2,1X),F6.1,1X,I1,1X,F5.0,1X,F7.2,1X,F7.2,1X,F6.1,1X,F7.2)
Surface station no.: 14732 Upper air station no.: 94703
Name: LA Name: BROOKHAVEN
Year: 2004 Year: 2004

First 24 hours of scalar data

YR	MO	DY	JDY	HR	H0	U*	W*	DT/DZ	ZICNV	ZIMCH	M-O LEN	Z0	BOWEN	ALBEDO	REF WS	WD	HT	REF TA	HT
04	01	01	0	01	-64.0	0.906	-9.000	-9.000	-999.	1984.	1054.4	1.00	1.50	1.00	5.10	261.	9.1	280.4	2.0
04	01	01	1	02	-64.0	0.906	-9.000	-9.000	-999.	1984.	1056.3	1.00	1.50	1.00	5.10	278.	9.1	280.4	2.0
04	01	01	1	03	-64.0	0.714	-9.000	-9.000	-999.	1433.	518.0	1.00	1.50	1.00	4.10	284.	9.1	280.4	2.0
04	01	01	1	04	-46.9	0.407	-9.000	-9.000	-999.	705.	131.0	1.00	1.50	1.00	2.60	303.	9.1	279.2	2.0
04	01	01	1	05	-64.0	0.811	-9.000	-9.000	-999.	1680.	760.0	1.00	1.50	1.00	4.60	313.	9.1	279.2	2.0
04	01	01	1	06	-64.0	1.111	-9.000	-9.000	-999.	2686.	1956.4	1.00	1.50	1.00	6.20	302.	9.1	278.1	2.0
04	01	01	1	07	-64.0	1.387	-9.000	-9.000	-999.	3732.	3804.0	1.00	1.50	1.00	7.70	325.	9.1	278.1	2.0
04	01	01	1	08	-64.0	1.019	-9.000	-9.000	-999.	2556.	1509.8	1.00	1.50	0.84	5.70	323.	9.1	277.0	2.0
04	01	01	1	09	-38.1	1.390	-9.000	-9.000	-999.	3746.	6459.1	1.00	1.50	0.55	7.70	297.	9.1	277.0	2.0
04	01	01	1	10	32.5	0.840	0.540	0.013	178.	2165.	-1674.6	1.00	1.50	0.44	4.60	301.	9.1	277.0	2.0
04	01	01	1	11	62.7	1.041	1.064	0.008	703.	2436.	-1650.6	1.00	1.50	0.41	5.70	314.	9.1	278.1	2.0
04	01	01	1	12	71.1	1.132	1.338	0.005	1236.	2757.	-1866.5	1.00	1.50	0.39	6.20	296.	9.1	279.2	2.0
04	01	01	1	13	77.1	1.043	1.396	0.007	1290.	2472.	-1346.2	1.00	1.50	0.39	5.70	313.	9.1	279.2	2.0
04	01	01	1	14	28.6	0.840	1.008	0.015	1310.	1830.	-1894.0	1.00	1.50	0.41	4.60	339.	9.1	279.2	2.0
04	01	01	1	15	14.2	1.035	0.800	0.008	1321.	2410.	-7149.2	1.00	1.50	0.45	5.70	302.	9.1	280.4	2.0
04	01	01	1	16	-13.2	0.920	-9.000	-9.000	-999.	2055.	5417.5	1.00	1.50	0.56	5.10	294.	9.1	280.4	2.0
04	01	01	1	17	-36.5	0.533	-9.000	-9.000	-999.	1074.	378.9	1.00	1.50	0.86	3.10	311.	9.1	280.4	2.0
04	01	01	1	18	-43.0	0.627	-9.000	-9.000	-999.	1142.	525.5	1.00	1.50	1.00	3.60	307.	9.1	280.4	2.0
04	01	01	1	19	-41.5	0.528	-9.000	-9.000	-999.	892.	324.3	1.00	1.50	1.00	3.10	344.	9.1	279.2	2.0
04	01	01	1	20	-36.7	0.532	-9.000	-9.000	-999.	893.	376.8	1.00	1.50	1.00	3.10	337.	9.1	279.2	2.0
04	01	01	1	21	-36.7	0.532	-9.000	-9.000	-999.	894.	376.8	1.00	1.50	1.00	3.10	310.	9.1	279.2	2.0
04	01	01	1	22	-23.1	0.334	-9.000	-9.000	999.	474.	147.5	1.00	1.50	1.00	2.10	22.	9.1	278.1	2.0
04	01	01	1	23	-13.1	0.190	-9.000	-9.000	-999.	206.	47.6	1.00	1.50	1.00	1.50	330.	9.1	278.1	2.0
04	01	01	1	24	-999.0	-9.000	-9.000	-9.000	-999.	-999.	-99999.0	1.00	1.50	1.00	0.00	0.	9.1	277.0	2.0

First hour of profile data

YR	MO	DY	HR	HEIGHT	F	WDIR	WSPD	AMB_TMP	sigmaA	sigmaW	sigmaV
04	01	01	01	9.1	1	261.	5.10	280.4	99.0	-99.00	-99.00

F indicates top of profile (=1) or below (=0)

**MODELOPTs:
CONC DFAULT ELEV FLGPOL

*** THE 1ST HIGHEST 1-HR AVERAGE CONCENTRATION VALUES FOR SOURCE GROUP: ALL ***
INCLUDING SOURCE(S): BLOCK1 , BLOCK2 , BLOCK3 , BLOCK4 , BLOCK5 , BLOCK6 , BLOCK7 ,
BLOCK8 , BLOCK9 , BLOCK10 , BLOCK11 , BLOCK12 , BLOCK13 , BLOCK14 , BLOCK15 , BLOCK16 , BLOCK17 , BLOCK18 , BLOCK19 ,
BLOCK20 , BLOCK21 , BLOCK22 , BLOCK23 , BLOCK24 , BLOCK30 , BLOCK31 , BLOCK32 , BLOCK33 , BLOCK34 , BLOCK35 , . . . ,

*** DISCRETE CARTESIAN RECEPTOR POINTS ***

** CONC OF CO IN MICROGRAMS/M**3 **

X-COORD (M)	Y-COORD (M)	CONC	(YYMMDDHH)	X-COORD (M)	Y-COORD (M)	CONC	(YYMMDDHH)
10.40	-7.10	937.22913	(04100524)	14.60	-1.10	926.95825	(04100524)
18.80	5.00	1157.24438	(04100524)	23.00	11.20	1097.27563	(04100524)
27.20	17.30	1106.82947	(04100524)	31.40	23.50	1109.59424	(04100524)
35.60	29.60	1286.31555	(04100524)	39.80	35.70	1267.61719	(04100524)
44.00	41.90	1171.42285	(04100524)	48.20	48.00	1152.30481	(04100524)
52.40	54.20	1320.09253	(04100524)	56.60	60.30	1288.88159	(04100524)
60.80	66.40	1181.97290	(04100524)	65.00	72.60	1155.81580	(04100524)
69.20	78.70	1315.91516	(04100524)	73.40	84.90	1305.10657	(04091302)
77.60	91.00	1166.61609	(04100524)	81.80	97.20	1183.09094	(04080924)
86.00	103.30	1222.08960	(04091302)	90.20	109.40	1335.09094	(04091302)
94.40	115.60	1184.75720	(04080924)	98.60	121.70	1200.45691	(04080924)
102.80	127.90	1230.78027	(04080924)	107.00	134.00	1337.15894	(04080924)
111.20	140.10	1180.13086	(04080924)	115.40	146.30	1187.16089	(04091302)
119.60	152.40	1200.94348	(04080924)	123.80	158.60	1293.80505	(04080924)
128.00	164.70	1292.22034	(04080924)	132.20	170.80	1094.39307	(04080924)
136.40	177.00	1055.76941	(04080924)	140.60	183.10	1074.87549	(04080924)
144.80	189.30	1092.24060	(04080924)	149.00	195.40	917.46179	(04080924)
153.20	201.60	774.98639	(04080924)	157.40	207.70	663.08826	(04080924)
161.60	213.80	574.81689	(04080924)	165.80	220.00	503.73904	(04080924)
170.00	226.10	446.95819	(04080924)	174.20	232.30	399.76987	(04080924)
178.40	238.40	360.99527	(04080924)	182.60	244.50	330.32272	(04100722)
186.80	250.70	305.66467	(04100722)	191.00	256.80	284.33975	(04100722)
195.20	263.00	265.49002	(04100722)	199.40	269.10	248.92331	(04100722)
203.60	275.30	234.06148	(04100722)	207.80	281.40	220.83180	(04100722)
212.00	287.50	208.90382	(04100722)	216.20	293.70	198.02199	(04100722)
220.40	299.80	188.19170	(04100722)	224.60	306.00	179.14526	(04100722)
228.80	312.10	170.90991	(04100722)	233.00	318.20	163.33014	(04100722)
237.20	324.40	156.28165	(04100722)	241.40	330.50	149.80502	(04100722)
6.20	-13.40	936.23083	(04081705)	2.00	-19.50	779.62689	(04081705)
-2.20	-25.70	655.77722	(04081705)	-6.40	-31.80	562.85449	(04061201)

**MODELOPTs:
CONC DFAULT ELEV FLGPOL

*** THE 2ND HIGHEST 1-HR AVERAGE CONCENTRATION VALUES FOR SOURCE GROUP: ALL ***
INCLUDING SOURCE(S): BLOCK1 , BLOCK2 , BLOCK3 , BLOCK4 , BLOCK5 , BLOCK6 , BLOCK7 ,
BLOCK8 , BLOCK9 , BLOCK10 , BLOCK11 , BLOCK12 , BLOCK13 , BLOCK14 , BLOCK15 , BLOCK16 , BLOCK17 , BLOCK18 , BLOCK19 ,
BLOCK20 , BLOCK21 , BLOCK22 , BLOCK23 , BLOCK24 , BLOCK30 , BLOCK31 , BLOCK32 , BLOCK33 , BLOCK34 , BLOCK35 , . . . ,

*** DISCRETE CARTESIAN RECEPTOR POINTS ***

** CONC OF CO IN MICROGRAMS/M**3 **

X-COORD (M)	Y-COORD (M)	CONC	(YYMMDDHH)	X-COORD (M)	Y-COORD (M)	CONC	(YYMMDDHH)
10.40	-7.10	926.65863	(04081705)	14.60	-1.10	924.01245	(04081705)
18.80	5.00	1147.29126	(04081705)	23.00	11.20	1091.90417	(04081705)
27.20	17.30	1091.06836	(04081705)	31.40	23.50	1100.52966	(04081705)
35.60	29.60	1269.56958	(04081705)	39.80	35.70	1254.95886	(04081705)
44.00	41.90	1150.38721	(04081705)	48.20	48.00	1136.16370	(04081705)
52.40	54.20	1295.70337	(04081705)	56.60	60.30	1268.47620	(04081705)
60.80	66.40	1154.21924	(04081705)	65.00	72.60	1136.95032	(04091302)
69.20	78.70	1272.82715	(04111705)	73.40	84.90	1301.66040	(04080924)
77.60	91.00	1157.93799	(04091302)	81.80	97.20	1182.73730	(04091302)
86.00	103.30	1221.77441	(04080924)	90.20	109.40	1334.13550	(04080924)
94.40	115.60	1183.66077	(04091302)	98.60	121.70	1197.66760	(04091302)
102.80	127.90	1228.60828	(04091302)	107.00	134.00	1335.70166	(04091302)
111.20	140.10	1176.97888	(04091302)	115.40	146.30	1184.31262	(04080924)
119.60	152.40	1196.79565	(04091302)	123.80	158.60	1290.27881	(04091302)
128.00	164.70	1289.53760	(04091302)	132.20	170.80	1089.51770	(04091302)
136.40	177.00	1049.76538	(04091302)	140.60	183.10	1069.76440	(04091302)
144.80	189.30	1087.81653	(04091302)	149.00	195.40	908.98700	(04091302)
153.20	201.60	763.20428	(04091302)	157.40	207.70	649.37744	(04091302)
161.60	213.80	560.03973	(04091302)	165.80	220.00	489.53259	(04061123)
170.00	226.10	435.00421	(04061123)	174.20	232.30	392.08755	(04100722)
178.40	238.40	358.74927	(04100722)	182.60	244.50	328.26428	(04080924)
186.80	250.70	299.91898	(04080924)	191.00	256.80	275.84003	(04080924)
195.20	263.00	254.55667	(04080924)	199.40	269.10	236.54515	(04072203)
203.60	275.30	221.90500	(04072203)	207.80	281.40	208.95506	(04072203)
212.00	287.50	197.31210	(04072203)	216.20	293.70	186.68443	(04072203)
220.40	299.80	177.13875	(04072203)	224.60	306.00	168.34470	(04072203)
228.80	312.10	160.38307	(04072203)	233.00	318.20	153.06885	(04072203)
237.20	324.40	146.25574	(04072203)	241.40	330.50	140.02847	(04072203)
6.20	-13.40	935.26764	(04100524)	2.00	-19.50	762.15857	(04061201)
-2.20	-25.70	649.50073	(04061201)	-6.40	-31.80	561.83337	(04081705)

**MODELOPTs:
CONC DFAULT ELEV FLGPOL

*** THE 1ST HIGHEST 8-HR AVERAGE CONCENTRATION VALUES FOR SOURCE GROUP: ALL ***
INCLUDING SOURCE(S): BLOCK1 , BLOCK2 , BLOCK3 , BLOCK4 , BLOCK5 , BLOCK6 , BLOCK7 ,
BLOCK8 , BLOCK9 , BLOCK10 , BLOCK11 , BLOCK12 , BLOCK13 , BLOCK14 , BLOCK15 , BLOCK16 , BLOCK17 , BLOCK18 , BLOCK19 ,
BLOCK20 , BLOCK21 , BLOCK22 , BLOCK23 , BLOCK24 , BLOCK30 , BLOCK31 , BLOCK32 , BLOCK33 , BLOCK34 , BLOCK35 , . . . ,

*** DISCRETE CARTESIAN RECEPTOR POINTS ***

** CONC OF CO IN MICROGRAMS/M**3 **

X-COORD (M)	Y-COORD (M)	CONC	(YYMMDDHH)	X-COORD (M)	Y-COORD (M)	CONC	(YYMMDDHH)
10.40	-7.10	505.49680c	(04111708)	14.60	-1.10	507.17905c	(04111708)
18.80	5.00	649.28064c	(04111708)	23.00	11.20	622.99200c	(04111708)
27.20	17.30	631.79230c	(04111708)	31.40	23.50	639.43085c	(04111708)
35.60	29.60	743.85498c	(04111708)	39.80	35.70	746.51208c	(04111708)
44.00	41.90	681.40289c	(04111708)	48.20	48.00	674.06543c	(04111708)
52.40	54.20	772.77252c	(04111708)	56.60	60.30	766.48029c	(04100708)
60.80	66.40	695.06207c	(04111708)	65.00	72.60	700.64294c	(04100708)
69.20	78.70	780.21228c	(04100708)	73.40	84.90	788.00458c	(04100708)
77.60	91.00	705.83563c	(04100708)	81.80	97.20	713.40790c	(04100708)
86.00	103.30	724.98590c	(04100708)	90.20	109.40	791.77667c	(04100708)
94.40	115.60	708.68524c	(04100708)	98.60	121.70	710.20020c	(04100708)
102.80	127.90	717.12927c	(04100708)	107.00	134.00	780.12079c	(04100708)
111.20	140.10	692.99042c	(04100708)	115.40	146.30	687.60046c	(04100708)
119.60	152.40	684.05438c	(04100708)	123.80	158.60	736.64990c	(04100708)
128.00	164.70	723.91211c	(04100708)	132.20	170.80	601.27930c	(04100708)
136.40	177.00	552.78442c	(04100708)	140.60	183.10	542.12408c	(04100708)
144.80	189.30	527.66272c	(04100708)	149.00	195.40	413.76981c	(04100708)
153.20	201.60	329.68854c	(04100708)	157.40	207.70	270.52283c	(04091124)
161.60	213.80	235.00484c	(04091124)	165.80	220.00	206.96834c	(04091124)
170.00	226.10	184.46143c	(04091124)	174.20	232.30	165.95758c	(04091124)
178.40	238.40	150.60274c	(04091124)	182.60	244.50	137.63522c	(04091124)
186.80	250.70	126.51556c	(04091124)	191.00	256.80	116.93995c	(04091124)
195.20	263.00	108.56195c	(04091124)	199.40	269.10	101.21645c	(04091124)
203.60	275.30	94.68872c	(04091124)	207.80	281.40	88.88412c	(04091124)
212.00	287.50	83.67567c	(04091124)	216.20	293.70	78.96595c	(04091124)
220.40	299.80	74.70967c	(04091124)	224.60	306.00	70.82665c	(04091124)
228.80	312.10	67.28773c	(04091124)	233.00	318.20	64.04230c	(04091124)
237.20	324.40	61.05018c	(04091124)	241.40	330.50	58.29521c	(04091124)
6.20	-13.40	492.82623c	(04111708)	2.00	-19.50	386.96011c	(04111708)
-2.20	-25.70	311.20834c	(04111708)	-6.40	-31.80	257.24835c	(04111708)

**MODELOPTs:
CONC DFAULT ELEV FLGPOL

*** THE 2ND HIGHEST 8-HR AVERAGE CONCENTRATION VALUES FOR SOURCE GROUP: ALL ***
INCLUDING SOURCE(S): BLOCK1 , BLOCK2 , BLOCK3 , BLOCK4 , BLOCK5 , BLOCK6 , BLOCK7 ,
BLOCK8 , BLOCK9 , BLOCK10 , BLOCK11 , BLOCK12 , BLOCK13 , BLOCK14 , BLOCK15 , BLOCK16 , BLOCK17 , BLOCK18 , BLOCK19 ,
BLOCK20 , BLOCK21 , BLOCK22 , BLOCK23 , BLOCK24 , BLOCK30 , BLOCK31 , BLOCK32 , BLOCK33 , BLOCK34 , BLOCK35 , . . . ,

*** DISCRETE CARTESIAN RECEPTOR POINTS ***

** CONC OF CO IN MICROGRAMS/M**3 **

X-COORD (M)	Y-COORD (M)	CONC	(YYMMDDHH)	X-COORD (M)	Y-COORD (M)	CONC	(YYMMDDHH)
10.40	-7.10	447.12985c	(04081708)	14.60	-1.10	452.97128c	(04081708)
18.80	5.00	588.64783c	(04081708)	23.00	11.20	560.51843c	(04081708)
27.20	17.30	565.96088c	(04081708)	31.40	23.50	583.20001c	(04100708)
35.60	29.60	681.14886c	(04100708)	39.80	35.70	719.69501c	(04100708)
44.00	41.90	644.72400c	(04100708)	48.20	48.00	666.07080c	(04100708)
52.40	54.20	752.62415c	(04100708)	56.60	60.30	765.58966c	(04111708)
60.80	66.40	687.51434c	(04100708)	65.00	72.60	683.16895c	(04111708)
69.20	78.70	777.83722c	(04111708)	73.40	84.90	766.07556c	(04111708)
77.60	91.00	692.49817c	(04111708)	81.80	97.20	676.60529c	(04111708)
86.00	103.30	662.40802c	(04111708)	90.20	109.40	750.61078c	(04111708)
94.40	115.60	674.42035c	(04111708)	98.60	121.70	651.29657c	(04111708)
102.80	127.90	631.20770c	(04111708)	107.00	134.00	707.31799c	(04111708)
111.20	140.10	627.00458c	(04111708)	115.40	146.30	591.95050c	(04111708)
119.60	152.40	579.13196c	(04070108)	123.80	158.60	635.79657c	(04070108)
128.00	164.70	633.10016c	(04070108)	132.20	170.80	518.32166c	(04070108)
136.40	177.00	495.64215c	(04070108)	140.60	183.10	507.13623c	(04070108)
144.80	189.30	520.68115c	(04070108)	149.00	195.40	408.13678c	(04070108)
153.20	201.60	325.45184c	(04070108)	157.40	207.70	270.29852c	(04100708)
161.60	213.80	226.43513c	(04100708)	165.80	220.00	194.15187c	(04110708)
170.00	226.10	171.90831c	(04110708)	174.20	232.30	153.78542c	(04110708)
178.40	238.40	138.93686c	(04110708)	182.60	244.50	126.49745c	(04110708)
186.80	250.70	115.87337c	(04110708)	191.00	256.80	106.80718c	(04110708)
195.20	263.00	98.89207c	(04110708)	199.40	269.10	92.00653c	(04110708)
203.60	275.30	85.89339c	(04110708)	207.80	281.40	80.49552c	(04110708)
212.00	287.50	75.66779c	(04110708)	216.20	293.70	71.30079c	(04110708)
220.40	299.80	67.37895c	(04110708)	224.60	306.00	63.79757c	(04110708)
228.80	312.10	60.55289c	(04110708)	233.00	318.20	57.58349c	(04110708)
237.20	324.40	54.84116c	(04110708)	241.40	330.50	52.33035c	(04110708)
6.20	-13.40	436.14215c	(04081708)	2.00	-19.50	339.88083c	(04081708)
-2.20	-25.70	272.35281c	(04081708)	-6.40	-31.80	224.85973c	(04081708)

**MODELOPTs:
CONC DFAULT ELEV FLGPOL

*** THE MAXIMUM 10 1-HR AVERAGE CONCENTRATION VALUES FOR SOURCE GROUP: ALL ***
INCLUDING SOURCE(S): BLOCK1 , BLOCK2 , BLOCK3 , BLOCK4 , BLOCK5 , BLOCK6 , BLOCK7 ,
BLOCK8 , BLOCK9 , BLOCK10 , BLOCK11 , BLOCK12 , BLOCK13 , BLOCK14 , BLOCK15 , BLOCK16 , BLOCK17 , BLOCK18 , BLOCK19 ,
BLOCK20 , BLOCK21 , BLOCK22 , BLOCK23 , BLOCK24 , BLOCK30 , BLOCK31 , BLOCK32 , BLOCK33 , BLOCK34 , BLOCK35 , . . . ,

** CONC OF CO IN MICROGRAMS/M**3 **

RANK	CONC	(YYMMDDHH)	AT	RECEPTOR (XR,YR)		OF TYPE	RANK	CONC	(YYMMDDHH)	AT	RECEPTOR (XR,YR)		OF TYPE
1.	1337.15894	(04080924)	AT (	107.00,	134.00)	DC	6.	1315.91516	(04100524)	AT (	69.20,	78.70)	DC
2.	1335.70166	(04091302)	AT (	107.00,	134.00)	DC	7.	1310.22986	(04091623)	AT (	107.00,	134.00)	DC
3.	1335.09094	(04091302)	AT (	90.20,	109.40)	DC	8.	1307.82556	(04091623)	AT (	90.20,	109.40)	DC
4.	1334.13550	(04080924)	AT (	90.20,	109.40)	DC	9.	1307.48755	(04061123)	AT (	107.00,	134.00)	DC
5.	1320.09253	(04100524)	AT (	52.40,	54.20)	DC	10.	1306.13440	(04100703)	AT (	90.20,	109.40)	DC

*** RECEPTOR TYPES: GC = GRIDCART
GP = GRIDPOLR
DC = DISCCART
DP = DISCPOLR

**MODELOPTs:
CONC DFAULT ELEV FLGPOL

*** THE MAXIMUM 10 8-HR AVERAGE CONCENTRATION VALUES FOR SOURCE GROUP: ALL ***
INCLUDING SOURCE(S): BLOCK1 , BLOCK2 , BLOCK3 , BLOCK4 , BLOCK5 , BLOCK6 , BLOCK7 ,
BLOCK8 , BLOCK9 , BLOCK10 , BLOCK11 , BLOCK12 , BLOCK13 , BLOCK14 , BLOCK15 , BLOCK16 , BLOCK17 , BLOCK18 , BLOCK19 ,
BLOCK20 , BLOCK21 , BLOCK22 , BLOCK23 , BLOCK24 , BLOCK30 , BLOCK31 , BLOCK32 , BLOCK33 , BLOCK34 , BLOCK35 , . . . ,

** CONC OF CO IN MICROGRAMS/M**3 **

RANK	CONC	(YYMMDDHH)	AT	RECEPTOR (XR,YR)		OF TYPE	RANK	CONC	(YYMMDDHH)	AT	RECEPTOR (XR,YR)		OF TYPE
1.	791.77667c	(04100708)	AT (	90.20,	109.40)	DC	6.	772.77252c	(04111708)	AT (	52.40,	54.20)	DC
2.	788.00458c	(04100708)	AT (	73.40,	84.90)	DC	7.	766.48029c	(04100708)	AT (	56.60,	60.30)	DC
3.	780.21228c	(04100708)	AT (	69.20,	78.70)	DC	8.	766.07556c	(04111708)	AT (	73.40,	84.90)	DC
4.	780.12079c	(04100708)	AT (	107.00,	134.00)	DC	9.	765.58966c	(04111708)	AT (	56.60,	60.30)	DC
5.	777.83722c	(04111708)	AT (	69.20,	78.70)	DC	10.	752.62415c	(04100708)	AT (	52.40,	54.20)	DC

*** RECEPTOR TYPES: GC = GRIDCART
GP = GRIDPOLR
DC = DISCCART
DP = DISCPOLR

CONC DFAULT ELEV FLGPOL

*** THE SUMMARY OF HIGHEST 1-HR RESULTS ***

** CONC OF CO IN MICROGRAMS/M**3 **

GROUP ID		AVERAGE CONC	DATE (YYMMDDHH)	RECEPTOR (XR, YR, ZELEV, ZHILL, ZFLAG)	NETWORK OF TYPE	GRID-ID
ALL	HIGH 1ST HIGH VALUE IS	1337.15894	ON 04080924:	AT (107.00, 134.00, 0.00, 0.00, 1.80)	DC	
	HIGH 2ND HIGH VALUE IS	1335.70166	ON 04091302:	AT (107.00, 134.00, 0.00, 0.00, 1.80)	DC	

*** RECEPTOR TYPES: GC = GRIDCART
GP = GRIDPOLR
DC = DISCCART
DP = DISCPOLR

**MODELOPTs:
CONC DFAULT ELEV FLGPOL

*** THE SUMMARY OF HIGHEST 8-HR RESULTS ***

** CONC OF CO IN MICROGRAMS/M**3 **

GROUP ID		AVERAGE CONC	DATE (YYMMDDHH)	RECEPTOR (XR, YR, ZELEV, ZHILL, ZFLAG)	NETWORK OF TYPE	GRID-ID
ALL	HIGH 1ST HIGH VALUE IS	791.77667c	ON 04100708:	AT (90.20, 109.40, 0.00, 0.00, 1.80)	DC	
	HIGH 2ND HIGH VALUE IS	777.83722c	ON 04111708:	AT (69.20, 78.70, 0.00, 0.00, 1.80)	DC	

*** RECEPTOR TYPES: GC = GRIDCART
GP = GRIDPOLR
DC = DISCCART
DP = DISCPOLR

**MODELOPTs:
CONC DFAULT ELEV FLGPOL

*** Message Summary : AERMOD Model Execution ***

--------- Summary of Total Messages --------

A Total of 0 Fatal Error Message(s)
A Total of 61 Warning Message(s)
A Total of 284 Informational Message(s)

A Total of 284 Calm Hours Identified

A Total of 0 Missing Hours Identified (0.00 Percent)

******** FATAL ERROR MESSAGES ********
*** NONE ***

******** WARNING MESSAGES ********

CO W206	3	MODOPT:Regulatory DFAULT Overrides Non-DFAULT Option For FLAT
RE W228	130	DISCAR:Default(s) Used for Missing Parameters on Keyword DISCCART
RE W228	131	DISCAR:Default(s) Used for Missing Parameters on Keyword DISCCART
RE W228	132	DISCAR:Default(s) Used for Missing Parameters on Keyword DISCCART
RE W228	133	DISCAR:Default(s) Used for Missing Parameters on Keyword DISCCART
RE W228	134	DISCAR:Default(s) Used for Missing Parameters on Keyword DISCCART
RE W228	135	DISCAR:Default(s) Used for Missing Parameters on Keyword DISCCART
RE W228	136	DISCAR:Default(s) Used for Missing Parameters on Keyword DISCCART
RE W228	137	DISCAR:Default(s) Used for Missing Parameters on Keyword DISCCART
RE W228	138	DISCAR:Default(s) Used for Missing Parameters on Keyword DISCCART
RE W228	139	DISCAR:Default(s) Used for Missing Parameters on Keyword DISCCART
RE W228	140	DISCAR:Default(s) Used for Missing Parameters on Keyword DISCCART
RE W228	141	DISCAR:Default(s) Used for Missing Parameters on Keyword DISCCART
RE W228	142	DISCAR:Default(s) Used for Missing Parameters on Keyword DISCCART
RE W228	143	DISCAR:Default(s) Used for Missing Parameters on Keyword DISCCART
RE W228	144	DISCAR:Default(s) Used for Missing Parameters on Keyword DISCCART
RE W228	145	DISCAR:Default(s) Used for Missing Parameters on Keyword DISCCART
RE W228	146	DISCAR:Default(s) Used for Missing Parameters on Keyword DISCCART
RE W228	147	DISCAR:Default(s) Used for Missing Parameters on Keyword DISCCART
RE W228	148	DISCAR:Default(s) Used for Missing Parameters on Keyword DISCCART
RE W228	149	DISCAR:Default(s) Used for Missing Parameters on Keyword DISCCART
RE W228	150	DISCAR:Default(s) Used for Missing Parameters on Keyword DISCCART
RE W228	151	DISCAR:Default(s) Used for Missing Parameters on Keyword DISCCART
RE W228	152	DISCAR:Default(s) Used for Missing Parameters on Keyword DISCCART
RE W228	153	DISCAR:Default(s) Used for Missing Parameters on Keyword DISCCART
RE W228	154	DISCAR:Default(s) Used for Missing Parameters on Keyword DISCCART
RE W228	155	DISCAR:Default(s) Used for Missing Parameters on Keyword DISCCART
RE W228	156	DISCAR:Default(s) Used for Missing Parameters on Keyword DISCCART
RE W228	157	DISCAR:Default(s) Used for Missing Parameters on Keyword DISCCART
RE W228	158	DISCAR:Default(s) Used for Missing Parameters on Keyword DISCCART
RE W228	159	DISCAR:Default(s) Used for Missing Parameters on Keyword DISCCART
RE W228	160	DISCAR:Default(s) Used for Missing Parameters on Keyword DISCCART
RE W228	161	DISCAR:Default(s) Used for Missing Parameters on Keyword DISCCART
RE W228	162	DISCAR:Default(s) Used for Missing Parameters on Keyword DISCCART

```
RE W228   163 DISCAR:Default(s) Used for Missing Parameters on Keyword  DISCCART
RE W228   164 DISCAR:Default(s) Used for Missing Parameters on Keyword  DISCCART
RE W228   165 DISCAR:Default(s) Used for Missing Parameters on Keyword  DISCCART
RE W228   166 DISCAR:Default(s) Used for Missing Parameters on Keyword  DISCCART
RE W228   167 DISCAR:Default(s) Used for Missing Parameters on Keyword  DISCCART
RE W228   168 DISCAR:Default(s) Used for Missing Parameters on Keyword  DISCCART
RE W228   169 DISCAR:Default(s) Used for Missing Parameters on Keyword  DISCCART
RE W228   170 DISCAR:Default(s) Used for Missing Parameters on Keyword  DISCCART
RE W228   171 DISCAR:Default(s) Used for Missing Parameters on Keyword  DISCCART
RE W228   172 DISCAR:Default(s) Used for Missing Parameters on Keyword  DISCCART
RE W228   173 DISCAR:Default(s) Used for Missing Parameters on Keyword  DISCCART
RE W228   174 DISCAR:Default(s) Used for Missing Parameters on Keyword  DISCCART
RE W228   175 DISCAR:Default(s) Used for Missing Parameters on Keyword  DISCCART
RE W228   176 DISCAR:Default(s) Used for Missing Parameters on Keyword  DISCCART
RE W228   177 DISCAR:Default(s) Used for Missing Parameters on Keyword  DISCCART
RE W228   178 DISCAR:Default(s) Used for Missing Parameters on Keyword  DISCCART
RE W228   179 DISCAR:Default(s) Used for Missing Parameters on Keyword  DISCCART
RE W228   180 DISCAR:Default(s) Used for Missing Parameters on Keyword  DISCCART
RE W228   181 DISCAR:Default(s) Used for Missing Parameters on Keyword  DISCCART
RE W228   182 DISCAR:Default(s) Used for Missing Parameters on Keyword  DISCCART
RE W228   183 DISCAR:Default(s) Used for Missing Parameters on Keyword  DISCCART
RE W228   184 DISCAR:Default(s) Used for Missing Parameters on Keyword  DISCCART
RE W228   185 DISCAR:Default(s) Used for Missing Parameters on Keyword  DISCCART
RE W228   186 DISCAR:Default(s) Used for Missing Parameters on Keyword  DISCCART
RE W228   187 DISCAR:Default(s) Used for Missing Parameters on Keyword  DISCCART
RE W228   188 DISCAR:Default(s) Used for Missing Parameters on Keyword  DISCCART
RE W228   189 DISCAR:Default(s) Used for Missing Parameters on Keyword  DISCCART

   ************************************
   *** AERMOD Finishes Successfully ***
   ************************************
```

```
CO STARTING
   TITLEONE  HSS FDR 68St-Site Platform AQ-Build Condition
   MODELOPT  CONC DFAULT  FLAT
   AVERTIME  1  8
   POLLUTID  CO
   RUNORNOT  RUN
   URBANOPT  1500000
   ERRORFIL  ERRORS.OUT
   FLAGPOLE  1.8
CO FINISHED

SO STARTING
** Source Location              X      Y     Z
** Parameters:                 -----  -----  ----
** FDR Northbound
   LOCATION  BLOCK1   VOLUME    7.3    0.7   0.
   LOCATION  BLOCK2   VOLUME   12.8    8.8   0.
   LOCATION  BLOCK3   VOLUME   18.3   16.9   0.
   LOCATION  BLOCK4   VOLUME   23.9   24.9   0.
   LOCATION  BLOCK5   VOLUME   29.4   33.0   0.
   LOCATION  BLOCK6   VOLUME   34.9   41.0   0.
   LOCATION  BLOCK7   VOLUME   40.4   49.1   0.
   LOCATION  BLOCK8   VOLUME   45.9   57.1   0.
   LOCATION  BLOCK9   VOLUME   51.4   65.2   0.
   LOCATION  BLOCK10  VOLUME   56.9   73.3   0.
   LOCATION  BLOCK11  VOLUME   62.4   81.3   0.
   LOCATION  BLOCK12  VOLUME   67.9   89.4   0.
   LOCATION  BLOCK13  VOLUME   73.5   97.4   0.
   LOCATION  BLOCK14  VOLUME   79.0  105.5   0.
   LOCATION  BLOCK15  VOLUME   84.5  113.5   0.
   LOCATION  BLOCK16  VOLUME   90.0  121.6   0.
   LOCATION  BLOCK17  VOLUME   95.5  129.6   0.
   LOCATION  BLOCK18  VOLUME  101.0  137.7   0.
   LOCATION  BLOCK19  VOLUME  106.5  145.8   0.
   LOCATION  BLOCK20  VOLUME  112.0  153.8   0.
   LOCATION  BLOCK21  VOLUME  117.5  161.9   0.
   LOCATION  BLOCK22  VOLUME  123.0  169.9   0.
   LOCATION  BLOCK23  VOLUME  128.6  178.0   0.
   LOCATION  BLOCK24  VOLUME  134.1  186.0   0.
   LOCATION  BLOCK25  VOLUME  139.6  194.1   0.
   LOCATION  BLOCK26  VOLUME  145.1  202.2   0.
   LOCATION  BLOCK27  VOLUME  150.6  210.2   0.
   LOCATION  BLOCK28  VOLUME  156.1  218.3   0.
   LOCATION  BLOCK29  VOLUME  161.6  226.3   0.

** FDR Southbound
   LOCATION  BLOCK30  VOLUME   -1.8    7.3   0.
   LOCATION  BLOCK31  VOLUME    3.7   15.4   0.
   LOCATION  BLOCK32  VOLUME    9.2   23.4   0.
   LOCATION  BLOCK33  VOLUME   14.7   31.5   0.
   LOCATION  BLOCK34  VOLUME   20.2   39.5   0.
   LOCATION  BLOCK35  VOLUME   25.7   47.6   0.
   LOCATION  BLOCK36  VOLUME   31.2   55.6   0.
   LOCATION  BLOCK37  VOLUME   36.8   63.7   0.
   LOCATION  BLOCK38  VOLUME   42.3   71.8   0.
   LOCATION  BLOCK39  VOLUME   47.8   79.8   0.
   LOCATION  BLOCK40  VOLUME   53.3   87.9   0.
   LOCATION  BLOCK41  VOLUME   58.8   95.9   0.
   LOCATION  BLOCK42  VOLUME   64.3  104.0   0.
```

```
   LOCATION  BLOCK43  VOLUME   69.8  112.0   0.
   LOCATION  BLOCK44  VOLUME   75.3  120.1   0.
   LOCATION  BLOCK45  VOLUME   80.8  128.2   0.
   LOCATION  BLOCK46  VOLUME   86.4  136.2   0.
   LOCATION  BLOCK47  VOLUME   91.9  144.3   0.
   LOCATION  BLOCK48  VOLUME   97.4  152.3   0.
   LOCATION  BLOCK49  VOLUME  102.9  160.4   0.
   LOCATION  BLOCK50  VOLUME  108.4  168.4   0.
   LOCATION  BLOCK51  VOLUME  113.9  176.5   0.
   LOCATION  BLOCK52  VOLUME  119.4  184.6   0.
   LOCATION  BLOCK53  VOLUME  124.9  192.6   0.
   LOCATION  BLOCK54  VOLUME  130.4  200.7   0.
   LOCATION  BLOCK55  VOLUME  135.9  208.7   0.
   LOCATION  BLOCK56  VOLUME  141.5  216.8   0.
   LOCATION  BLOCK57  VOLUME  147.0  224.8   0.
   LOCATION  BLOCK58  VOLUME  152.5  232.9   0.

   URBANSRC BLOCK1-BLOCK58

** Volume Source       Rate   Height    Sy    Sz
** Parameters:        ------  -----   -----  -----
** FDR Northbound
   SRCPARAM  BLOCK1   0.0403   2.6     4.5   2.4
   SRCPARAM  BLOCK2   0.0403   2.6     4.5   2.4
   SRCPARAM  BLOCK3   0.0403   2.6     4.5   2.4
   SRCPARAM  BLOCK4   0.0403   2.6     4.5   2.4
   SRCPARAM  BLOCK5   0.0403   2.6     4.5   2.4
   SRCPARAM  BLOCK6   0.0403   2.6     4.5   2.4
   SRCPARAM  BLOCK7   0.0403   2.6     4.5   2.4
   SRCPARAM  BLOCK8   0.0403   2.6     4.5   2.4
   SRCPARAM  BLOCK9   0.0403   2.6     4.5   2.4
   SRCPARAM  BLOCK10  0.0403   2.6     4.5   2.4
   SRCPARAM  BLOCK11  0.0403   2.6     4.5   2.4
   SRCPARAM  BLOCK12  0.0403   2.6     4.5   2.4
   SRCPARAM  BLOCK13  0.0403   2.6     4.5   2.4
   SRCPARAM  BLOCK14  0.0403   2.6     4.5   2.4
   SRCPARAM  BLOCK15  0.0403   2.6     4.5   2.4
   SRCPARAM  BLOCK16  0.0403   2.6     4.5   2.4
   SRCPARAM  BLOCK17  0.0403   2.6     4.5   2.4
   SRCPARAM  BLOCK18  0.0403   2.6     4.5   2.4
   SRCPARAM  BLOCK19  0.0403   2.6     4.5   2.4
   SRCPARAM  BLOCK20  0.0403   2.6     4.5   2.4
   SRCPARAM  BLOCK21  0.0403   2.6     4.5   2.4
   SRCPARAM  BLOCK22  0.0403   2.6     4.5   2.4
   SRCPARAM  BLOCK23  0.0403   2.6     4.5   2.4
   SRCPARAM  BLOCK24  0.0403   2.6     4.5   2.4
   SRCPARAM  BLOCK25  0.0626   2.6     4.5   2.4
   SRCPARAM  BLOCK26  0.0626   2.6     4.5   2.4
   SRCPARAM  BLOCK27  0.0626   2.6     4.5   2.4
   SRCPARAM  BLOCK28  0.0626   2.6     4.5   2.4
   SRCPARAM  BLOCK29  0.0626   2.6     4.5   2.4

** FDR Southbound with Service Road addition
   SRCPARAM  BLOCK30  0.0441   2.6     4.5   2.4
   SRCPARAM  BLOCK31  0.0441   2.6     4.5   2.4
   SRCPARAM  BLOCK32  0.0441   2.6     4.5   2.4
   SRCPARAM  BLOCK33  0.0441   2.6     4.5   2.4
   SRCPARAM  BLOCK34  0.0441   2.6     4.5   2.4
   SRCPARAM  BLOCK35  0.0441   2.6     4.5   2.4
```

```
   SRCPARAM  BLOCK36  0.0441   2.6     4.5   2.4
   SRCPARAM  BLOCK37  0.0441   2.6     4.5   2.4
   SRCPARAM  BLOCK38  0.0441   2.6     4.5   2.4
   SRCPARAM  BLOCK39  0.0441   2.6     4.5   2.4
   SRCPARAM  BLOCK40  0.0441   2.6     4.5   2.4
   SRCPARAM  BLOCK41  0.0441   2.6     4.5   2.4
   SRCPARAM  BLOCK42  0.0441   2.6     4.5   2.4
   SRCPARAM  BLOCK43  0.0441   2.6     4.5   2.4
   SRCPARAM  BLOCK44  0.0441   2.6     4.5   2.4
   SRCPARAM  BLOCK45  0.0441   2.6     4.5   2.4
   SRCPARAM  BLOCK46  0.0441   2.6     4.5   2.4
   SRCPARAM  BLOCK47  0.0441   2.6     4.5   2.4
   SRCPARAM  BLOCK48  0.0441   2.6     4.5   2.4
   SRCPARAM  BLOCK49  0.0441   2.6     4.5   2.4
   SRCPARAM  BLOCK50  0.0441   2.6     4.5   2.4
   SRCPARAM  BLOCK51  0.0441   2.6     4.5   2.4
   SRCPARAM  BLOCK52  0.0441   2.6     4.5   2.4
   SRCPARAM  BLOCK53  0.0441   2.6     4.5   2.4
   SRCPARAM  BLOCK54  0.0744   2.6     4.5   2.4
   SRCPARAM  BLOCK55  0.0744   2.6     4.5   2.4
   SRCPARAM  BLOCK56  0.0744   2.6     4.5   2.4
   SRCPARAM  BLOCK57  0.0744   2.6     4.5   2.4
   SRCPARAM  BLOCK58  0.0744   2.6     4.5   2.4

   SRCGROUP  ALL
SO FINISHED

RE STARTING
   ELEVUNIT METERS
** Receptor      X              Y
** Location   ------    ------
   DISCCART     10.4      -7.1
   DISCCART     14.6      -1.1
   DISCCART     18.8       5.0
   DISCCART     23.0      11.2
   DISCCART     27.2      17.3
   DISCCART     31.4      23.5
   DISCCART     35.6      29.6
   DISCCART     39.8      35.7
   DISCCART     44.0      41.9
   DISCCART     48.2      48.0
   DISCCART     52.4      54.2
   DISCCART     56.6      60.3
   DISCCART     60.8      66.4
   DISCCART     65.0      72.6
   DISCCART     69.2      78.7
   DISCCART     73.4      84.9
   DISCCART     77.6      91.0
   DISCCART     81.8      97.2
   DISCCART     86.0     103.3
   DISCCART     90.2     109.4
   DISCCART     94.4     115.6
   DISCCART     98.6     121.7
   DISCCART    102.8     127.9
   DISCCART    107.0     134.0
   DISCCART    111.2     140.1
   DISCCART    115.4     146.3
   DISCCART    119.6     152.4
   DISCCART    123.8     158.6
```

```
   DISCCART   128.0    164.7
   DISCCART   132.2    170.8
   DISCCART   136.4    177.0
   DISCCART   140.6    183.1
   DISCCART   144.8    189.3
   DISCCART   149.0    195.4
   DISCCART   153.2    201.6
   DISCCART   157.4    207.7
   DISCCART   161.6    213.8
   DISCCART   165.8    220.0
   DISCCART   170.0    226.1
   DISCCART   174.2    232.3
   DISCCART   178.4    238.4
   DISCCART   182.6    244.5
   DISCCART   186.8    250.7
   DISCCART   191.0    256.8
   DISCCART   195.2    263.0
   DISCCART   199.4    269.1
   DISCCART   203.6    275.3
   DISCCART   207.8    281.4
   DISCCART   212.0    287.5
   DISCCART   216.2    293.7
   DISCCART   220.4    299.8
   DISCCART   224.6    306.0
   DISCCART   228.8    312.1
   DISCCART   233.0    318.2
   DISCCART   237.2    324.4
   DISCCART   241.4    330.5
   DISCCART     6.2    -13.4
   DISCCART     2.0    -19.5
   DISCCART    -2.2    -25.7
   DISCCART    -6.4    -31.8

RE FINISHED

ME STARTING
   SURFFILE  LGAOKX00.SFC
   PROFFILE  LGAOKX00.PFL
   SURFDATA  14732  2000  LA GUARDIA
   UAIRDATA  94703  2000  BROOKHAVEN
   PROFBASE  0.0
ME FINISHED

OU STARTING
   RECTABLE  ALLAVE  FIRST-SECOND
   MAXTABLE  ALLAVE  10
OU FINISHED


 *** Message Summary For AERMOD Model Setup ***

 --------- Summary of Total Messages --------

A Total of            0 Fatal Error Message(s)
A Total of           61 Warning Message(s)
A Total of            0 Informational Message(s)


   ******** FATAL ERROR MESSAGES ********
```

*** NONE ***

******** WARNING MESSAGES ********

```
CO W206     3 MODOPT:Regulatory DFAULT Overrides Non-DFAULT Option For  FLAT
RE W228   150 DISCAR:Default(s) Used for Missing Parameters on Keyword  DISCCART
RE W228   151 DISCAR:Default(s) Used for Missing Parameters on Keyword  DISCCART
RE W228   152 DISCAR:Default(s) Used for Missing Parameters on Keyword  DISCCART
RE W228   153 DISCAR:Default(s) Used for Missing Parameters on Keyword  DISCCART
RE W228   154 DISCAR:Default(s) Used for Missing Parameters on Keyword  DISCCART
RE W228   155 DISCAR:Default(s) Used for Missing Parameters on Keyword  DISCCART
RE W228   156 DISCAR:Default(s) Used for Missing Parameters on Keyword  DISCCART
RE W228   157 DISCAR:Default(s) Used for Missing Parameters on Keyword  DISCCART
RE W228   158 DISCAR:Default(s) Used for Missing Parameters on Keyword  DISCCART
RE W228   159 DISCAR:Default(s) Used for Missing Parameters on Keyword  DISCCART
RE W228   160 DISCAR:Default(s) Used for Missing Parameters on Keyword  DISCCART
RE W228   161 DISCAR:Default(s) Used for Missing Parameters on Keyword  DISCCART
RE W228   162 DISCAR:Default(s) Used for Missing Parameters on Keyword  DISCCART
RE W228   163 DISCAR:Default(s) Used for Missing Parameters on Keyword  DISCCART
RE W228   164 DISCAR:Default(s) Used for Missing Parameters on Keyword  DISCCART
RE W228   165 DISCAR:Default(s) Used for Missing Parameters on Keyword  DISCCART
RE W228   166 DISCAR:Default(s) Used for Missing Parameters on Keyword  DISCCART
RE W228   167 DISCAR:Default(s) Used for Missing Parameters on Keyword  DISCCART
RE W228   168 DISCAR:Default(s) Used for Missing Parameters on Keyword  DISCCART
RE W228   169 DISCAR:Default(s) Used for Missing Parameters on Keyword  DISCCART
RE W228   170 DISCAR:Default(s) Used for Missing Parameters on Keyword  DISCCART
RE W228   171 DISCAR:Default(s) Used for Missing Parameters on Keyword  DISCCART
RE W228   172 DISCAR:Default(s) Used for Missing Parameters on Keyword  DISCCART
RE W228   173 DISCAR:Default(s) Used for Missing Parameters on Keyword  DISCCART
RE W228   174 DISCAR:Default(s) Used for Missing Parameters on Keyword  DISCCART
RE W228   175 DISCAR:Default(s) Used for Missing Parameters on Keyword  DISCCART
RE W228   176 DISCAR:Default(s) Used for Missing Parameters on Keyword  DISCCART
RE W228   177 DISCAR:Default(s) Used for Missing Parameters on Keyword  DISCCART
RE W228   178 DISCAR:Default(s) Used for Missing Parameters on Keyword  DISCCART
RE W228   179 DISCAR:Default(s) Used for Missing Parameters on Keyword  DISCCART
RE W228   180 DISCAR:Default(s) Used for Missing Parameters on Keyword  DISCCART
RE W228   181 DISCAR:Default(s) Used for Missing Parameters on Keyword  DISCCART
RE W228   182 DISCAR:Default(s) Used for Missing Parameters on Keyword  DISCCART
RE W228   183 DISCAR:Default(s) Used for Missing Parameters on Keyword  DISCCART
RE W228   184 DISCAR:Default(s) Used for Missing Parameters on Keyword  DISCCART
RE W228   185 DISCAR:Default(s) Used for Missing Parameters on Keyword  DISCCART
RE W228   186 DISCAR:Default(s) Used for Missing Parameters on Keyword  DISCCART
RE W228   187 DISCAR:Default(s) Used for Missing Parameters on Keyword  DISCCART
RE W228   188 DISCAR:Default(s) Used for Missing Parameters on Keyword  DISCCART
RE W228   189 DISCAR:Default(s) Used for Missing Parameters on Keyword  DISCCART
RE W228   190 DISCAR:Default(s) Used for Missing Parameters on Keyword  DISCCART
RE W228   191 DISCAR:Default(s) Used for Missing Parameters on Keyword  DISCCART
RE W228   192 DISCAR:Default(s) Used for Missing Parameters on Keyword  DISCCART
RE W228   193 DISCAR:Default(s) Used for Missing Parameters on Keyword  DISCCART
RE W228   194 DISCAR:Default(s) Used for Missing Parameters on Keyword  DISCCART
RE W228   195 DISCAR:Default(s) Used for Missing Parameters on Keyword  DISCCART
RE W228   196 DISCAR:Default(s) Used for Missing Parameters on Keyword  DISCCART
RE W228   197 DISCAR:Default(s) Used for Missing Parameters on Keyword  DISCCART
RE W228   198 DISCAR:Default(s) Used for Missing Parameters on Keyword  DISCCART
RE W228   199 DISCAR:Default(s) Used for Missing Parameters on Keyword  DISCCART
RE W228   200 DISCAR:Default(s) Used for Missing Parameters on Keyword  DISCCART
RE W228   201 DISCAR:Default(s) Used for Missing Parameters on Keyword  DISCCART
RE W228   202 DISCAR:Default(s) Used for Missing Parameters on Keyword  DISCCART
RE W228   203 DISCAR:Default(s) Used for Missing Parameters on Keyword  DISCCART
```

```
RE W228   204 DISCAR:Default(s) Used for Missing Parameters on Keyword  DISCCART
RE W228   205 DISCAR:Default(s) Used for Missing Parameters on Keyword  DISCCART
RE W228   206 DISCAR:Default(s) Used for Missing Parameters on Keyword  DISCCART
RE W228   207 DISCAR:Default(s) Used for Missing Parameters on Keyword  DISCCART
RE W228   208 DISCAR:Default(s) Used for Missing Parameters on Keyword  DISCCART
RE W228   209 DISCAR:Default(s) Used for Missing Parameters on Keyword  DISCCART

**********************************
*** SETUP Finishes Successfully ***
**********************************
```

CONC DFAULT ELEV FLGPOL

*** MODEL SETUP OPTIONS SUMMARY ***

**Model Is Setup For Calculation of Average CONCentration Values.

-- DEPOSITION LOGIC --
**Model Uses NO DRY DEPLETION. DDPLETE = F
**Model Uses NO WET DEPLETION. WDPLETE = F
**NO GAS DRY DEPOSITION Data Provided.

**Model Uses URBAN Dispersion Algorithm for the SBL for 58 Source(s).
The Urban Population = 1500000.0 ; Urban Roughness Length = 1.000 m

**Model Uses Regulatory DEFAULT Options:
1. Stack-tip Downwash.
2. Model Accounts for ELEVated Terrain Effects.
3. Use Calms Processing Routine.
4. Use Missing Data Processing Routine.
5. "Upper Bound" Values for Supersquat Buildings.
6. No Exponential Decay for URBAN/Non-SO2

**Model Accepts FLAGPOLE Receptor Heights.

**Model Calculates 2 Short Term Average(s) of: 1-HR 8-HR

**This Run Includes: 58 Source(s); 1 Source Group(s); and 60 Receptor(s)

**The Model Assumes A Pollutant Type of: CO

**Model Set To Continue RUNning After the Setup Testing.

**Output Options Selected:
Model Outputs Tables of Highest Short Term Values by Receptor (RECTABLE Keyword)
Model Outputs Tables of Overall Maximum Short Term Values (MAXTABLE Keyword)

**NOTE: The Following Flags May Appear Following CONC Values: c for Calm Hours
m for Missing Hours
b for Both Calm and Missing Hours

**Misc. Inputs: Base Elev. for Pot. Temp. Profile (m MSL) = 0.00 ; Decay Coef. = 0.000 ; Rot. Angle = 0.0
Emission Units = GRAMS/SEC ; Emission Rate Unit Factor = 0.10000E+07
Output Units = MICROGRAMS/M**3

**Approximate Storage Requirements of Model = 1.3 MB of RAM.

**Detailed Error/Message File: ERRORS.OUT

**MODELOPTs:
CONC DFAULT ELEV FLGPOL

*** VOLUME SOURCE DATA ***

SOURCE ID	NUMBER PART. CATS.	EMISSION RATE (GRAMS/SEC)	X (METERS)	Y (METERS)	BASE ELEV. (METERS)	RELEASE HEIGHT (METERS)	INIT. SY (METERS)	INIT. SZ (METERS)	URBAN SOURCE	EMISSION RATE SCALAR VARY BY
BLOCK1	0	0.40300E-01	7.3	0.7	0.0	2.60	4.50	2.40	YES	
BLOCK2	0	0.40300E-01	12.8	8.8	0.0	2.60	4.50	2.40	YES	
BLOCK3	0	0.40300E-01	18.3	16.9	0.0	2.60	4.50	2.40	YES	
BLOCK4	0	0.40300E-01	23.9	24.9	0.0	2.60	4.50	2.40	YES	
BLOCK5	0	0.40300E-01	29.4	33.0	0.0	2.60	4.50	2.40	YES	
BLOCK6	0	0.40300E-01	34.9	41.0	0.0	2.60	4.50	2.40	YES	
BLOCK7	0	0.40300E-01	40.4	49.1	0.0	2.60	4.50	2.40	YES	
BLOCK8	0	0.40300E-01	45.9	57.1	0.0	2.60	4.50	2.40	YES	
BLOCK9	0	0.40300E-01	51.4	65.2	0.0	2.60	4.50	2.40	YES	
BLOCK10	0	0.40300E-01	56.9	73.3	0.0	2.60	4.50	2.40	YES	
BLOCK11	0	0.40300E-01	62.4	81.3	0.0	2.60	4.50	2.40	YES	
BLOCK12	0	0.40300E-01	67.9	89.4	0.0	2.60	4.50	2.40	YES	
BLOCK13	0	0.40300E-01	73.5	97.4	0.0	2.60	4.50	2.40	YES	
BLOCK14	0	0.40300E-01	79.0	105.5	0.0	2.60	4.50	2.40	YES	
BLOCK15	0	0.40300E-01	84.5	113.5	0.0	2.60	4.50	2.40	YES	
BLOCK16	0	0.40300E-01	90.0	121.6	0.0	2.60	4.50	2.40	YES	
BLOCK17	0	0.40300E-01	95.5	129.6	0.0	2.60	4.50	2.40	YES	
BLOCK18	0	0.40300E-01	101.0	137.7	0.0	2.60	4.50	2.40	YES	
BLOCK19	0	0.40300E-01	106.5	145.8	0.0	2.60	4.50	2.40	YES	
BLOCK20	0	0.40300E-01	112.0	153.8	0.0	2.60	4.50	2.40	YES	
BLOCK21	0	0.40300E-01	117.5	161.9	0.0	2.60	4.50	2.40	YES	
BLOCK22	0	0.40300E-01	123.0	169.9	0.0	2.60	4.50	2.40	YES	
BLOCK23	0	0.40300E-01	128.6	178.0	0.0	2.60	4.50	2.40	YES	
BLOCK24	0	0.40300E-01	134.1	186.0	0.0	2.60	4.50	2.40	YES	
BLOCK25	0	0.62600E-01	139.6	194.1	0.0	2.60	4.50	2.40	YES	
BLOCK26	0	0.62600E-01	145.1	202.2	0.0	2.60	4.50	2.40	YES	
BLOCK27	0	0.62600E-01	150.6	210.2	0.0	2.60	4.50	2.40	YES	
BLOCK28	0	0.62600E-01	156.1	218.3	0.0	2.60	4.50	2.40	YES	
BLOCK29	0	0.62600E-01	161.6	226.3	0.0	2.60	4.50	2.40	YES	
BLOCK30	0	0.44100E-01	-1.8	7.3	0.0	2.60	4.50	2.40	YES	
BLOCK31	0	0.44100E-01	3.7	15.4	0.0	2.60	4.50	2.40	YES	
BLOCK32	0	0.44100E-01	9.2	23.4	0.0	2.60	4.50	2.40	YES	
BLOCK33	0	0.44100E-01	14.7	31.5	0.0	2.60	4.50	2.40	YES	
BLOCK34	0	0.44100E-01	20.2	39.5	0.0	2.60	4.50	2.40	YES	
BLOCK35	0	0.44100E-01	25.7	47.6	0.0	2.60	4.50	2.40	YES	
BLOCK36	0	0.44100E-01	31.2	55.6	0.0	2.60	4.50	2.40	YES	
BLOCK37	0	0.44100E-01	36.8	63.7	0.0	2.60	4.50	2.40	YES	
BLOCK38	0	0.44100E-01	42.3	71.8	0.0	2.60	4.50	2.40	YES	
BLOCK39	0	0.44100E-01	47.8	79.8	0.0	2.60	4.50	2.40	YES	
BLOCK40	0	0.44100E-01	53.3	87.9	0.0	2.60	4.50	2.40	YES	

**MODELOPTs:
CONC DFAULT ELEV FLGPOL

*** VOLUME SOURCE DATA ***

SOURCE ID	NUMBER PART. CATS.	EMISSION RATE (GRAMS/SEC)	X (METERS)	Y (METERS)	BASE ELEV. (METERS)	RELEASE HEIGHT (METERS)	INIT. SY (METERS)	INIT. SZ (METERS)	URBAN SOURCE	EMISSION RATE SCALAR VARY BY
BLOCK41	0	0.44100E-01	58.8	95.9	0.0	2.60	4.50	2.40	YES	
BLOCK42	0	0.44100E-01	64.3	104.0	0.0	2.60	4.50	2.40	YES	
BLOCK43	0	0.44100E-01	69.8	112.0	0.0	2.60	4.50	2.40	YES	
BLOCK44	0	0.44100E-01	75.3	120.1	0.0	2.60	4.50	2.40	YES	
BLOCK45	0	0.44100E-01	80.8	128.2	0.0	2.60	4.50	2.40	YES	
BLOCK46	0	0.44100E-01	86.4	136.2	0.0	2.60	4.50	2.40	YES	
BLOCK47	0	0.44100E-01	91.9	144.3	0.0	2.60	4.50	2.40	YES	
BLOCK48	0	0.44100E-01	97.4	152.3	0.0	2.60	4.50	2.40	YES	
BLOCK49	0	0.44100E-01	102.9	160.4	0.0	2.60	4.50	2.40	YES	
BLOCK50	0	0.44100E-01	108.4	168.4	0.0	2.60	4.50	2.40	YES	
BLOCK51	0	0.44100E-01	113.9	176.5	0.0	2.60	4.50	2.40	YES	
BLOCK52	0	0.44100E-01	119.4	184.6	0.0	2.60	4.50	2.40	YES	
BLOCK53	0	0.44100E-01	124.9	192.6	0.0	2.60	4.50	2.40	YES	
BLOCK54	0	0.74400E-01	130.4	200.7	0.0	2.60	4.50	2.40	YES	
BLOCK55	0	0.74400E-01	135.9	208.7	0.0	2.60	4.50	2.40	YES	
BLOCK56	0	0.74400E-01	141.5	216.8	0.0	2.60	4.50	2.40	YES	
BLOCK57	0	0.74400E-01	147.0	224.8	0.0	2.60	4.50	2.40	YES	
BLOCK58	0	0.74400E-01	152.5	232.9	0.0	2.60	4.50	2.40	YES	

**MODELOPTs:
CONC DFAULT ELEV FLGPOL

*** SOURCE IDs DEFINING SOURCE GROUPS ***

GROUP ID	SOURCE IDs
ALL	BLOCK1 , BLOCK2 , BLOCK3 , BLOCK4 , BLOCK5 , BLOCK6 , BLOCK7 , BLOCK8 , BLOCK9 , BLOCK10 , BLOCK11 , BLOCK12 , BLOCK13 , BLOCK14 , BLOCK15 , BLOCK16 , BLOCK17 , BLOCK18 , BLOCK19 , BLOCK20 , BLOCK21 , BLOCK22 , BLOCK23 , BLOCK24 , BLOCK25 , BLOCK26 , BLOCK27 , BLOCK28 , BLOCK29 , BLOCK30 , BLOCK31 , BLOCK32 , BLOCK33 , BLOCK34 , BLOCK35 , BLOCK36 , BLOCK37 , BLOCK38 , BLOCK39 , BLOCK40 , BLOCK41 , BLOCK42 , BLOCK43 , BLOCK44 , BLOCK45 , BLOCK46 , BLOCK47 , BLOCK48 , BLOCK49 , BLOCK50 , BLOCK51 , BLOCK52 , BLOCK53 , BLOCK54 , BLOCK55 , BLOCK56 , BLOCK57 , BLOCK58 ,

**MODELOPTs:
CONC DFAULT ELEV FLGPOL

*** DISCRETE CARTESIAN RECEPTORS ***
(X-COORD, Y-COORD, ZELEV, ZHILL, ZFLAG)
(METERS)

(	10.4,	-7.1,	0.0,	0.0,	1.8);	(	14.6,	-1.1,	0.0,	0.0,	1.8);
(	18.8,	5.0,	0.0,	0.0,	1.8);	(	23.0,	11.2,	0.0,	0.0,	1.8);
(	27.2,	17.3,	0.0,	0.0,	1.8);	(	31.4,	23.5,	0.0,	0.0,	1.8);
(	35.6,	29.6,	0.0,	0.0,	1.8);	(	39.8,	35.7,	0.0,	0.0,	1.8);
(	44.0,	41.9,	0.0,	0.0,	1.8);	(	48.2,	48.0,	0.0,	0.0,	1.8);
(	52.4,	54.2,	0.0,	0.0,	1.8);	(	56.6,	60.3,	0.0,	0.0,	1.8);
(	60.8,	66.4,	0.0,	0.0,	1.8);	(	65.0,	72.6,	0.0,	0.0,	1.8);
(	69.2,	78.7,	0.0,	0.0,	1.8);	(	73.4,	84.9,	0.0,	0.0,	1.8);
(	77.6,	91.0,	0.0,	0.0,	1.8);	(	81.8,	97.2,	0.0,	0.0,	1.8);
(	86.0,	103.3,	0.0,	0.0,	1.8);	(	90.2,	109.4,	0.0,	0.0,	1.8);
(	94.4,	115.6,	0.0,	0.0,	1.8);	(	98.6,	121.7,	0.0,	0.0,	1.8);
(	102.8,	127.9,	0.0,	0.0,	1.8);	(	107.0,	134.0,	0.0,	0.0,	1.8);
(	111.2,	140.1,	0.0,	0.0,	1.8);	(	115.4,	146.3,	0.0,	0.0,	1.8);
(	119.6,	152.4,	0.0,	0.0,	1.8);	(	123.8,	158.6,	0.0,	0.0,	1.8);
(	128.0,	164.7,	0.0,	0.0,	1.8);	(	132.2,	170.8,	0.0,	0.0,	1.8);
(	136.4,	177.0,	0.0,	0.0,	1.8);	(	140.6,	183.1,	0.0,	0.0,	1.8);
(	144.8,	189.3,	0.0,	0.0,	1.8);	(	149.0,	195.4,	0.0,	0.0,	1.8);
(	153.2,	201.6,	0.0,	0.0,	1.8);	(	157.4,	207.7,	0.0,	0.0,	1.8);
(	161.6,	213.8,	0.0,	0.0,	1.8);	(	165.8,	220.0,	0.0,	0.0,	1.8);
(	170.0,	226.1,	0.0,	0.0,	1.8);	(	174.2,	232.3,	0.0,	0.0,	1.8);
(	178.4,	238.4,	0.0,	0.0,	1.8);	(	182.6,	244.5,	0.0,	0.0,	1.8);
(	186.8,	250.7,	0.0,	0.0,	1.8);	(	191.0,	256.8,	0.0,	0.0,	1.8);
(	195.2,	263.0,	0.0,	0.0,	1.8);	(	199.4,	269.1,	0.0,	0.0,	1.8);
(	203.6,	275.3,	0.0,	0.0,	1.8);	(	207.8,	281.4,	0.0,	0.0,	1.8);
(	212.0,	287.5,	0.0,	0.0,	1.8);	(	216.2,	293.7,	0.0,	0.0,	1.8);
(	220.4,	299.8,	0.0,	0.0,	1.8);	(	224.6,	306.0,	0.0,	0.0,	1.8);
(	228.8,	312.1,	0.0,	0.0,	1.8);	(	233.0,	318.2,	0.0,	0.0,	1.8);
(	237.2,	324.4,	0.0,	0.0,	1.8);	(	241.4,	330.5,	0.0,	0.0,	1.8);
(	6.2,	-13.4,	0.0,	0.0,	1.8);	(	2.0,	-19.5,	0.0,	0.0,	1.8);
(	-2.2,	-25.7,	0.0,	0.0,	1.8);	(	-6.4,	-31.8,	0.0,	0.0,	1.8);

**MODELOPTs:
CONC DFAULT ELEV FLGPOL

* SOURCE-RECEPTOR COMBINATIONS FOR WHICH CALCULATIONS MAY NOT BE PERFORMED *
LESS THAN 1.0 METER OR WITHIN OPEN PIT SOURCE

SOURCE ID	- - RECEPTOR LOCATION - - XR (METERS)	YR (METERS)	DISTANCE (METERS)
BLOCK1	10.4	-7.1	-1.28
BLOCK1	14.6	-1.1	-2.16
BLOCK2	14.6	-1.1	0.39
BLOCK2	18.8	5.0	-2.57
BLOCK2	23.0	11.2	0.80
BLOCK3	23.0	11.2	-2.29
BLOCK3	27.2	17.3	-0.77
BLOCK4	27.2	17.3	-1.39
BLOCK4	31.4	23.5	-2.05
BLOCK5	31.4	23.5	0.03
BLOCK5	35.6	29.6	-2.60
BLOCK6	39.8	35.7	-2.46
BLOCK6	44.0	41.9	-0.53
BLOCK7	44.0	41.9	-1.63
BLOCK7	48.2	48.0	-1.80
BLOCK8	48.2	48.0	-0.29
BLOCK8	52.4	54.2	-2.56
BLOCK9	56.6	60.3	-2.53
BLOCK9	60.8	66.4	-0.20
BLOCK10	60.8	66.4	-1.75
BLOCK10	65.0	72.6	-1.54
BLOCK11	65.0	72.6	-0.59
BLOCK11	69.2	78.7	-2.39
BLOCK12	73.4	84.9	-2.57
BLOCK12	77.6	91.0	0.16
BLOCK13	77.6	91.0	-2.07
BLOCK13	81.8	97.2	-1.37
BLOCK14	81.8	97.2	-0.92
BLOCK14	86.0	103.3	-2.34
BLOCK15	86.0	103.3	0.63
BLOCK15	90.2	109.4	-2.65
BLOCK15	94.4	115.6	0.45
BLOCK16	94.4	115.6	-2.23
BLOCK16	98.6	121.7	-1.07
BLOCK17	98.6	121.7	-1.19
BLOCK17	102.8	127.9	-2.18
BLOCK18	102.8	127.9	0.29
BLOCK18	107.0	134.0	-2.63
BLOCK18	111.2	140.1	0.80
BLOCK19	111.2	140.1	-2.29

**MODELOPTs:
CONC DFAULT ELEV FLGPOL

* SOURCE-RECEPTOR COMBINATIONS FOR WHICH CALCULATIONS MAY NOT BE PERFORMED *
LESS THAN 1.0 METER OR WITHIN OPEN PIT SOURCE

SOURCE ID	- - RECEPTOR LOCATION - - XR (METERS)	YR (METERS)	DISTANCE (METERS)
BLOCK19	115.4	146.3	-0.76
BLOCK20	115.4	146.3	-1.44
BLOCK20	119.6	152.4	-1.95
BLOCK21	119.6	152.4	0.05
BLOCK21	123.8	158.6	-2.56
BLOCK22	128.0	164.7	-2.46
BLOCK22	132.2	170.8	-0.43
BLOCK23	132.2	170.8	-1.63
BLOCK23	136.4	177.0	-1.81
BLOCK24	136.4	177.0	-0.39
BLOCK24	140.6	183.1	-2.56
BLOCK25	144.8	189.3	-2.60
BLOCK25	149.0	195.4	-0.19
BLOCK26	149.0	195.4	-1.84
BLOCK26	153.2	201.6	-1.55
BLOCK27	153.2	201.6	-0.69
BLOCK27	157.4	207.7	-2.43
BLOCK28	161.6	213.8	-2.57
BLOCK28	165.8	220.0	0.17
BLOCK29	165.8	220.0	-2.10
BLOCK29	170.0	226.1	-1.27

CONC   DFAULT ELEV   FLGPOL

*** METEOROLOGICAL DAYS SELECTED FOR PROCESSING ***
(1=YES; 0=NO)

1 1 1 1 1 1 1 1 1 1 1 1 1 1 1 1 1 1 1 1 1 1 1 1 1 1 1 1 1 1 1 1 1 1 1 1 1 1 1 1 1 1 1 1 1 1 1 1 1 1
1 1 1 1 1 1 1 1 1 1 1 1 1 1 1 1 1 1 1 1 1 1 1 1 1 1 1 1 1 1 1 1 1 1 1 1 1 1 1 1 1 1 1 1 1 1 1 1 1 1
1 1 1 1 1 1 1 1 1 1 1 1 1 1 1 1 1 1 1 1 1 1 1 1 1 1 1 1 1 1 1 1 1 1 1 1 1 1 1 1 1 1 1 1 1 1 1 1 1 1
1 1 1 1 1 1 1 1 1 1 1 1 1 1 1 1 1 1 1 1 1 1 1 1 1 1 1 1 1 1 1 1 1 1 1 1 1 1 1 1 1 1 1 1 1 1 1 1 1 1
1 1 1 1 1 1 1 1 1 1 1 1 1 1 1 1 1 1 1 1 1 1 1 1 1 1 1 1 1 1 1 1 1 1 1 1 1 1 1 1 1 1 1 1 1 1 1 1 1 1
1 1 1 1 1 1 1 1 1 1 1 1 1 1 1 1 1 1 1 1 1 1 1 1 1 1 1 1 1 1 1 1 1 1 1 1 1 1 1 1 1 1 1 1 1 1 1 1 1 1
1 1 1 1 1 1 1 1 1 1 1 1 1 1 1 1 1 1 1 1 1 1 1 1 1 1 1 1 1 1 1 1 1 1 1 1 1 1 1 1 1 1 1 1 1 1 1 1 1 1
1 1 1 1 1 1 1 1 1 1 1 1 1 1 1 1

METEOROLOGICAL DATA PROCESSED BETWEEN START DATE: 0   0 0 0
                                      AND END DATE: 9999 99 99 24

NOTE: METEOROLOGICAL DATA ACTUALLY PROCESSED WILL ALSO DEPEND ON WHAT IS INCLUDED IN THE DATA FILE.

*** UPPER BOUND OF FIRST THROUGH FIFTH WIND SPEED CATEGORIES ***
(METERS/SEC)

1.54,   3.09,   5.14,   8.23, 10.80,

**MODELOPTs:
CONC DFAULT ELEV FLGPOL

*** UP TO THE FIRST 24 HOURS OF METEOROLOGICAL DATA ***

Surface file: LGAOKX00.SFC
Profile file: LGAOKX00.PFL
Surface format: (3(I2,1X),I3,1X,I2,1X,F6.1,1X,3(F6.3,1X),2(F5.0,1X),F8.1,1X,F6.3,1X,2(F6.2,1X),F7.2,1X,F5.0,3(1X,F6.1))
Profile format: (4(I2,1X),F6.1,1X,I1,1X,F5.0,1X,F7.2,1X,F7.2,1X,F6.1,1X,F7.2)
Surface station no.: 14732 Upper air station no.: 94703
Name: LA Name: BROOKHAVEN
Year: 2000 Year: 2000

First 24 hours of scalar data

YR	MO	DY	JDY	HR	H0	U*	W*	DT/DZ	ZICNV	ZIMCH	M-O LEN	Z0	BOWEN	ALBEDO	REF WS	WD	HT	REF TA	HT
00	01	01	0	01	-59.3	0.510	-9.000	-9.000	-999.	838.	203.6	1.00	1.50	1.00	3.10	241.	9.1	276.4	2.0
00	01	01	1	02	-64.0	0.811	-9.000	-9.000	-999.	1680.	760.2	1.00	1.50	1.00	4.60	218.	9.1	275.9	2.0
00	01	01	1	03	-64.0	0.614	-9.000	-9.000	-999.	1147.	329.1	1.00	1.50	1.00	3.60	214.	9.1	275.9	2.0
00	01	01	1	04	-23.2	0.333	-9.000	-9.000	-999.	529.	145.5	1.00	1.50	1.00	2.10	233.	9.1	275.4	2.0
00	01	01	1	05	-25.8	0.441	-9.000	-9.000	-999.	673.	303.4	1.00	1.50	1.00	2.60	243.	9.1	275.4	2.0
00	01	01	1	06	-20.0	0.342	-9.000	-9.000	-999.	465.	182.2	1.00	1.50	1.00	2.10	232.	9.1	275.4	2.0
00	01	01	1	07	-20.0	0.342	-9.000	-9.000	-999.	460.	182.2	1.00	1.50	1.00	2.10	225.	9.1	275.4	2.0
00	01	01	1	08	-31.4	0.537	-9.000	-9.000	-999.	905.	450.9	1.00	1.50	0.84	3.10	223.	9.1	275.4	2.0
00	01	01	1	09	-17.3	0.643	-9.000	-9.000	-999.	1183.	1403.8	1.00	1.50	0.55	3.60	207.	9.1	275.4	2.0
00	01	01	1	10	14.0	0.480	-9.000	-9.000	-999.	788.	-720.6	1.00	1.50	0.44	2.60	221.	9.1	277.0	2.0
00	01	01	1	11	28.5	0.750	-9.000	-9.000	-999.	1495.	-1356.3	1.00	1.50	0.41	4.10	224.	9.1	277.0	2.0
00	01	01	1	12	78.7	1.133	-9.000	-9.000	-999.	2767.	-1684.3	1.00	1.50	0.39	6.20	196.	9.1	280.9	2.0
00	01	01	1	13	71.5	1.132	-9.000	-9.000	-999.	2769.	-1846.6	1.00	1.50	0.39	6.20	203.	9.1	282.0	2.0
00	01	01	1	14	62.9	1.042	-9.000	-9.000	-999.	2466.	-1638.1	1.00	1.50	0.41	5.70	219.	9.1	282.0	2.0
00	01	01	1	15	34.2	0.930	-9.000	-9.000	-999.	2090.	-2143.8	1.00	1.50	0.45	5.10	192.	9.1	282.0	2.0
00	01	01	1	16	-11.7	0.829	-9.000	-9.000	-999.	1757.	4437.6	1.00	1.50	0.56	4.60	194.	9.1	281.4	2.0
00	01	01	1	17	-64.0	0.714	-9.000	-9.000	-999.	1408.	519.2	1.00	1.50	0.86	4.10	191.	9.1	280.9	2.0
00	01	01	1	18	-45.0	0.411	-9.000	-9.000	-999.	704.	140.2	1.00	1.50	1.00	2.60	197.	9.1	280.4	2.0
00	01	01	1	19	-45.0	0.411	-9.000	-9.000	-999.	607.	140.2	1.00	1.50	1.00	2.60	224.	9.1	280.4	2.0
00	01	01	1	20	-32.5	0.297	-9.000	-9.000	-999.	380.	73.6	1.00	1.50	1.00	2.10	237.	9.1	280.9	2.0
00	01	01	1	21	-64.0	0.614	-9.000	-9.000	-999.	1106.	329.3	1.00	1.50	1.00	3.60	230.	9.1	280.9	2.0
00	01	01	1	22	-46.8	0.407	-9.000	-9.000	-999.	634.	131.7	1.00	1.50	1.00	2.60	232.	9.1	280.4	2.0
00	01	01	1	23	-30.8	0.306	-9.000	-9.000	-999.	397.	85.1	1.00	1.50	1.00	2.10	210.	9.1	280.4	2.0
00	01	01	1	24	-999.0	-9.000	-9.000	-9.000	-999.	-999.	-99999.0	1.00	1.50	1.00	0.00	0.	9.1	280.4	2.0

First hour of profile data

YR	MO	DY	HR	HEIGHT	F	WDIR	WSPD	AMB_TMP	sigmaA	sigmaW	sigmaV
00	01	01	01	9.1	1	241.	3.10	276.5	99.0	-99.00	-99.00

F indicates top of profile (=1) or below (=0)

**MODELOPTs:
CONC DFAULT ELEV FLGPOL

*** THE 1ST HIGHEST 1-HR AVERAGE CONCENTRATION VALUES FOR SOURCE GROUP: ALL ***
INCLUDING SOURCE(S): BLOCK1 , BLOCK2 , BLOCK3 , BLOCK4 , BLOCK5 , BLOCK6 , BLOCK7 ,
BLOCK8 , BLOCK9 , BLOCK10 , BLOCK11 , BLOCK12 , BLOCK13 , BLOCK14 , BLOCK15 , BLOCK16 , BLOCK17 , BLOCK18 , BLOCK19 ,
BLOCK20 , BLOCK21 , BLOCK22 , BLOCK23 , BLOCK24 , BLOCK25 , BLOCK26 , BLOCK27 , BLOCK28 , BLOCK29 , BLOCK30 , . . . ,

*** DISCRETE CARTESIAN RECEPTOR POINTS ***

** CONC OF CO IN MICROGRAMS/M**3 **

X-COORD (M)	Y-COORD (M)	CONC	(YYMMDDHH)	X-COORD (M)	Y-COORD (M)	CONC	(YYMMDDHH)
10.40	-7.10	999.62500	(00110407)	14.60	-1.10	999.35468	(00110407)
18.80	5.00	1226.83374	(00110407)	23.00	11.20	1173.29065	(00110407)
27.20	17.30	1174.39111	(00110407)	31.40	23.50	1187.00806	(00110407)
35.60	29.60	1361.17859	(00110407)	39.80	35.70	1349.43835	(00110407)
44.00	41.90	1248.09045	(00110407)	48.20	48.00	1238.36035	(00110407)
52.40	54.20	1404.48450	(00110407)	56.60	60.30	1381.82812	(00110407)
60.80	66.40	1272.74182	(00110407)	65.00	72.60	1257.74072	(00110407)
69.20	78.70	1417.95227	(00110407)	73.40	84.90	1394.88525	(00110407)
77.60	91.00	1283.43909	(00110407)	81.80	97.20	1263.58899	(00110407)
86.00	103.30	1244.40881	(00110407)	90.20	109.40	1394.80188	(00110407)
94.40	115.60	1287.56421	(00110407)	98.60	121.70	1261.45410	(00110407)
102.80	127.90	1271.13904	(00093024)	107.00	134.00	1395.41394	(00110407)
111.20	140.10	1288.58484	(00110407)	115.40	146.30	1266.14539	(00093024)
119.60	152.40	1300.89258	(00093024)	123.80	158.60	1419.52026	(00093024)
128.00	164.70	1425.97632	(00010702)	132.20	170.80	1330.47449	(00093006)
136.40	177.00	1364.35962	(00093024)	140.60	183.10	1583.95801	(00093006)
144.80	189.30	1529.48706	(00093024)	149.00	195.40	1352.74890	(00093024)
153.20	201.60	1434.58606	(00093024)	157.40	207.70	1620.53918	(00093024)
161.60	213.80	1627.71863	(00093024)	165.80	220.00	1318.48999	(00093024)
170.00	226.10	1351.53235	(00093024)	174.20	232.30	1391.16614	(00093024)
178.40	238.40	1171.54944	(00093024)	182.60	244.50	995.42029	(00093024)
186.80	250.70	855.12244	(00093024)	191.00	256.80	744.99945	(00093024)
195.20	263.00	656.09998	(00093024)	199.40	269.10	584.70496	(00093024)
203.60	275.30	525.25800	(00093024)	207.80	281.40	476.18579	(00093024)
212.00	287.50	434.65811	(00093024)	216.20	293.70	398.67365	(00093024)
220.40	299.80	367.98621	(00093024)	224.60	306.00	340.85779	(00093024)
228.80	312.10	317.34821	(00093024)	233.00	318.20	296.52649	(00093024)
237.20	324.40	279.08487	(00092801)	241.40	330.50	264.00723	(00092801)
6.20	-13.40	1008.01862	(00110407)	2.00	-19.50	857.87030	(00120417)
-2.20	-25.70	742.81250	(00120417)	-6.40	-31.80	652.72668	(00120417)

**MODELOPTs:
CONC DFAULT ELEV FLGPOL

*** THE 2ND HIGHEST 1-HR AVERAGE CONCENTRATION VALUES FOR SOURCE GROUP: ALL ***
INCLUDING SOURCE(S): BLOCK1 , BLOCK2 , BLOCK3 , BLOCK4 , BLOCK5 , BLOCK6 , BLOCK7 ,
BLOCK8 , BLOCK9 , BLOCK10 , BLOCK11 , BLOCK12 , BLOCK13 , BLOCK14 , BLOCK15 , BLOCK16 , BLOCK17 , BLOCK18 , BLOCK19 ,
BLOCK20 , BLOCK21 , BLOCK22 , BLOCK23 , BLOCK24 , BLOCK25 , BLOCK26 , BLOCK27 , BLOCK28 , BLOCK29 , BLOCK30 , . . . ,

*** DISCRETE CARTESIAN RECEPTOR POINTS ***

** CONC OF CO IN MICROGRAMS/M**3 **

X-COORD (M)	Y-COORD (M)	CONC	(YYMMDDHH)	X-COORD (M)	Y-COORD (M)	CONC	(YYMMDDHH)
10.40	-7.10	996.80145	(00120417)	14.60	-1.10	988.57672	(00120902)
18.80	5.00	1208.09534	(00120417)	23.00	11.20	1159.81006	(00120417)
27.20	17.30	1165.98267	(00120417)	31.40	23.50	1172.23962	(00120902)
35.60	29.60	1337.17273	(00120417)	39.80	35.70	1330.09106	(00120417)
44.00	41.90	1233.87903	(00120417)	48.20	48.00	1217.80457	(00120417)
52.40	54.20	1341.94373	(00093006)	56.60	60.30	1356.63501	(00120902)
60.80	66.40	1252.25806	(00120417)	65.00	72.60	1232.50964	(00120417)
69.20	78.70	1366.15259	(00093006)	73.40	84.90	1365.25903	(00120902)
77.60	91.00	1257.85474	(00120902)	81.80	97.20	1233.37976	(00120902)
86.00	103.30	1235.75598	(00093024)	90.20	109.40	1360.00378	(00120902)
94.40	115.60	1256.55066	(00120902)	98.60	121.70	1234.84155	(00093024)
102.80	127.90	1261.28882	(00101407)	107.00	134.00	1384.94324	(00093024)
111.20	140.10	1267.85596	(00093006)	115.40	146.30	1259.92212	(00110407)
119.60	152.40	1290.35828	(00101407)	123.80	158.60	1415.34033	(00110407)
128.00	164.70	1409.79260	(00093006)	132.20	170.80	1312.85999	(00093024)
136.40	177.00	1355.54541	(00093006)	140.60	183.10	1519.85498	(00110407)
144.80	189.30	1518.17102	(00101407)	149.00	195.40	1340.94641	(00101407)
153.20	201.60	1423.23120	(00101407)	157.40	207.70	1609.09082	(00101407)
161.60	213.80	1616.32166	(00101407)	165.80	220.00	1306.66406	(00101407)
170.00	226.10	1338.93945	(00101407)	174.20	232.30	1378.38098	(00101407)
178.40	238.40	1157.63367	(00101407)	182.60	244.50	981.14368	(00101407)
186.80	250.70	841.24963	(00101407)	191.00	256.80	731.95459	(00101407)
195.20	263.00	644.04761	(00101407)	199.40	269.10	573.64465	(00101407)
203.60	275.30	515.15662	(00101407)	207.80	281.40	466.94836	(00101407)
212.00	287.50	426.20270	(00101407)	216.20	293.70	390.93924	(00101407)
220.40	299.80	360.88177	(00101407)	224.60	306.00	335.63324	(00092801)
228.80	312.10	314.63083	(00092801)	233.00	318.20	295.93317	(00092801)
237.20	324.40	277.69763	(00093024)	241.40	330.50	261.08237	(00093024)
6.20	-13.40	999.55322	(00120417)	2.00	-19.50	850.19537	(00120902)
-2.20	-25.70	731.73499	(00120902)	-6.40	-31.80	639.38617	(00120902)

**MODELOPTs:
CONC DFAULT ELEV FLGPOL

*** THE 1ST HIGHEST 8-HR AVERAGE CONCENTRATION VALUES FOR SOURCE GROUP: ALL ***
INCLUDING SOURCE(S): BLOCK1 , BLOCK2 , BLOCK3 , BLOCK4 , BLOCK5 , BLOCK6 , BLOCK7 ,
BLOCK8 , BLOCK9 , BLOCK10 , BLOCK11 , BLOCK12 , BLOCK13 , BLOCK14 , BLOCK15 , BLOCK16 , BLOCK17 , BLOCK18 , BLOCK19 ,
BLOCK20 , BLOCK21 , BLOCK22 , BLOCK23 , BLOCK24 , BLOCK25 , BLOCK26 , BLOCK27 , BLOCK28 , BLOCK29 , BLOCK30 , . . . ,

*** DISCRETE CARTESIAN RECEPTOR POINTS ***

** CONC OF CO IN MICROGRAMS/M**3 **

X-COORD (M)	Y-COORD (M)	CONC	(YYMMDDHH)	X-COORD (M)	Y-COORD (M)	CONC	(YYMMDDHH)
10.40	-7.10	550.63953c	(00093008)	14.60	-1.10	549.77924c	(00110408)
18.80	5.00	703.89313c	(00093008)	23.00	11.20	672.44672c	(00093008)
27.20	17.30	681.61035c	(00093008)	31.40	23.50	695.99054c	(00110408)
35.60	29.60	807.99689c	(00093008)	39.80	35.70	806.22345c	(00093008)
44.00	41.90	740.12372c	(00093008)	48.20	48.00	736.50018c	(00110408)
52.40	54.20	845.68903c	(00093008)	56.60	60.30	835.21960c	(00093008)
60.80	66.40	764.61969c	(00093008)	65.00	72.60	755.80573c	(00093008)
69.20	78.70	855.19446c	(00093008)	73.40	84.90	849.55646c	(00093008)
77.60	91.00	778.05182c	(00093008)	81.80	97.20	765.92542c	(00093008)
86.00	103.30	773.32001c	(00101408)	90.20	109.40	856.90814c	(00093008)
94.40	115.60	787.38928c	(00093008)	98.60	121.70	775.61786c	(00101408)
102.80	127.90	792.08984c	(00101408)	107.00	134.00	865.77374c	(00101408)
111.20	140.10	795.65387c	(00093008)	115.40	146.30	795.26929c	(00101408)
119.60	152.40	808.56342c	(00101408)	123.80	158.60	886.41162c	(00101408)
128.00	164.70	884.52570c	(00093008)	132.20	170.80	827.92792c	(00093008)
136.40	177.00	852.15961c	(00101408)	140.60	183.10	991.53436c	(00093008)
144.80	189.30	936.94830c	(00093008)	149.00	195.40	860.42065c	(00082608)
153.20	201.60	882.75391c	(00101408)	157.40	207.70	1000.00482c	(00101408)
161.60	213.80	967.62671c	(00101408)	165.80	220.00	776.29999c	(00101408)
170.00	226.10	781.83423c	(00101408)	174.20	232.30	794.56512c	(00101408)
178.40	238.40	663.88593c	(00101408)	182.60	244.50	558.25970c	(00101408)
186.80	250.70	476.45102c	(00101408)	191.00	256.80	413.10397c	(00101408)
195.20	263.00	362.62503c	(00101408)	199.40	269.10	322.26645c	(00101408)
203.60	275.30	288.97263c	(00101408)	207.80	281.40	261.52551c	(00101408)
212.00	287.50	238.39618c	(00101408)	216.20	293.70	218.50885c	(00101408)
220.40	299.80	201.52643c	(00101408)	224.60	306.00	186.62358c	(00101408)
228.80	312.10	173.67531c	(00101408)	233.00	318.20	162.23189c	(00101408)
237.20	324.40	151.95741c	(00101408)	241.40	330.50	142.85454c	(00101408)
6.20	-13.40	542.01617c	(00093008)	2.00	-19.50	449.61612c	(00110408)
-2.20	-25.70	379.48071c	(00110408)	-6.40	-31.80	326.77145c	(00110408)

CONC DFAULT ELEV FLGPOL

*** THE 2ND HIGHEST 8-HR AVERAGE CONCENTRATION VALUES FOR SOURCE GROUP: ALL ***
INCLUDING SOURCE(S): BLOCK1 , BLOCK2 , BLOCK3 , BLOCK4 , BLOCK5 , BLOCK6 , BLOCK7 ,
BLOCK8 , BLOCK9 , BLOCK10 , BLOCK11 , BLOCK12 , BLOCK13 , BLOCK14 , BLOCK15 , BLOCK16 , BLOCK17 , BLOCK18 , BLOCK19 ,
BLOCK20 , BLOCK21 , BLOCK22 , BLOCK23 , BLOCK24 , BLOCK25 , BLOCK26 , BLOCK27 , BLOCK28 , BLOCK29 , BLOCK30 , . . . ,

*** DISCRETE CARTESIAN RECEPTOR POINTS ***

** CONC OF CO IN MICROGRAMS/M**3 **

X-COORD (M)	Y-COORD (M)	CONC	(YYMMDDHH)	X-COORD (M)	Y-COORD (M)	CONC	(YYMMDDHH)
10.40	-7.10	545.17566c	(00110408)	14.60	-1.10	548.23352c	(00093008)
18.80	5.00	688.23248c	(00110408)	23.00	11.20	669.32654c	(00110408)
27.20	17.30	681.41998c	(00110408)	31.40	23.50	688.11267c	(00093008)
35.60	29.60	792.02197c	(00110408)	39.80	35.70	798.75494c	(00110408)
44.00	41.90	738.01080c	(00110408)	48.20	48.00	732.50916c	(00093008)
52.40	54.20	826.04736c	(00110408)	56.60	60.30	823.72998c	(00110408)
60.80	66.40	758.14545c	(00110408)	65.00	72.60	753.03571c	(00110408)
69.20	78.70	829.48724c	(00110408)	73.40	84.90	834.83466c	(00110408)
77.60	91.00	767.75092c	(00110408)	81.80	97.20	758.59521c	(00110408)
86.00	103.30	755.39783c	(00093008)	90.20	109.40	839.46582c	(00101408)
94.40	115.60	772.00372c	(00110408)	98.60	121.70	771.90967c	(00093008)
102.80	127.90	760.56677c	(00093008)	107.00	134.00	864.88580c	(00093008)
111.20	140.10	782.93304c	(00101408)	115.40	146.30	782.90906c	(00093008)
119.60	152.40	772.69824c	(00093008)	123.80	158.60	886.38782c	(00093008)
128.00	164.70	869.79712c	(00101408)	132.20	170.80	825.69452c	(00101408)
136.40	177.00	843.08038c	(00093008)	140.60	183.10	954.87311c	(00101408)
144.80	189.30	936.51422c	(00101408)	149.00	195.40	852.33130c	(00101408)
153.20	201.60	881.34454c	(00082608)	157.40	207.70	974.61066c	(00082608)
161.60	213.80	931.61206c	(00082608)	165.80	220.00	686.48047	(00071308)
170.00	226.10	686.66815	(00071308)	174.20	232.30	679.60675	(00071308)
178.40	238.40	514.71930	(00071308)	182.60	244.50	403.64905	(00071308)
186.80	250.70	337.75031	(00110324)	191.00	256.80	289.83612	(00110324)
195.20	263.00	252.39204	(00110324)	199.40	269.10	222.91608	(00110324)
203.60	275.30	198.87662	(00110324)	207.80	281.40	179.23943	(00110324)
212.00	287.50	162.81006	(00110324)	216.20	293.70	148.77283	(00110324)
220.40	299.80	136.84149	(00110324)	224.60	306.00	126.42159	(00110324)
228.80	312.10	117.39590	(00110324)	233.00	318.20	109.44405	(00110324)
237.20	324.40	102.33095	(00110324)	241.40	330.50	96.03880	(00110324)
6.20	-13.40	540.89233c	(00110408)	2.00	-19.50	431.27029c	(00093008)
-2.20	-25.70	350.35895c	(00093008)	-6.40	-31.80	292.42825c	(00093008)

**MODELOPTs:
CONC DFAULT ELEV FLGPOL

*** THE MAXIMUM 10 1-HR AVERAGE CONCENTRATION VALUES FOR SOURCE GROUP: ALL ***
INCLUDING SOURCE(S): BLOCK1 , BLOCK2 , BLOCK3 , BLOCK4 , BLOCK5 , BLOCK6 , BLOCK7 ,
BLOCK8 , BLOCK9 , BLOCK10 , BLOCK11 , BLOCK12 , BLOCK13 , BLOCK14 , BLOCK15 , BLOCK16 , BLOCK17 , BLOCK18 , BLOCK19 ,
BLOCK20 , BLOCK21 , BLOCK22 , BLOCK23 , BLOCK24 , BLOCK25 , BLOCK26 , BLOCK27 , BLOCK28 , BLOCK29 , BLOCK30 , . . . ,

** CONC OF CO IN MICROGRAMS/M**3 **

RANK	CONC	(YYMMDDHH)	AT	RECEPTOR (XR,YR)		OF TYPE	RANK	CONC	(YYMMDDHH)	AT	RECEPTOR (XR,YR)		OF TYPE
1.	1627.71863	(00093024)	AT (	161.60,	213.80)	DC	6.	1591.17737	(00010702)	AT (	157.40,	207.70)	DC
2.	1620.53918	(00093024)	AT (	157.40,	207.70)	DC	7.	1583.95801	(00093006)	AT (	140.60,	183.10)	DC
3.	1616.32166	(00101407)	AT (	161.60,	213.80)	DC	8.	1557.38831	(00071301)	AT (	161.60,	213.80)	DC
4.	1609.09082	(00101407)	AT (	157.40,	207.70)	DC	9.	1552.10132	(00093023)	AT (	161.60,	213.80)	DC
5.	1606.04797	(00010702)	AT (	161.60,	213.80)	DC	10.	1549.88757	(00093023)	AT (	157.40,	207.70)	DC

*** RECEPTOR TYPES: GC = GRIDCART
GP = GRIDPOLR
DC = DISCCART
DP = DISCPOLR

CONC DFAULT ELEV FLGPOL

*** THE MAXIMUM 10 8-HR AVERAGE CONCENTRATION VALUES FOR SOURCE GROUP: ALL ***
INCLUDING SOURCE(S): BLOCK1 , BLOCK2 , BLOCK3 , BLOCK4 , BLOCK5 , BLOCK6 , BLOCK7 ,
BLOCK8 , BLOCK9 , BLOCK10 , BLOCK11 , BLOCK12 , BLOCK13 , BLOCK14 , BLOCK15 , BLOCK16 , BLOCK17 , BLOCK18 , BLOCK19 ,
BLOCK20 , BLOCK21 , BLOCK22 , BLOCK23 , BLOCK24 , BLOCK25 , BLOCK26 , BLOCK27 , BLOCK28 , BLOCK29 , BLOCK30 , . . . ,

** CONC OF CO IN MICROGRAMS/M**3 **

RANK	CONC	(YYMMDDHH)		RECEPTOR (XR,YR)		OF TYPE	RANK	CONC	(YYMMDDHH)		RECEPTOR (XR,YR)		OF TYPE
1.	1000.00482c	(00101408)	AT (	157.40,	207.70)	DC	6.	936.94830c	(00093008)	AT (	144.80,	189.30)	DC
2.	991.53436c	(00093008)	AT (	140.60,	183.10)	DC	7.	936.51422c	(00101408)	AT (	144.80,	189.30)	DC
3.	974.61066c	(00082608)	AT (	157.40,	207.70)	DC	8.	931.61206c	(00082608)	AT (	161.60,	213.80)	DC
4.	967.62671c	(00101408)	AT (	161.60,	213.80)	DC	9.	928.76031	(00071308)	AT (	157.40,	207.70)	DC
5.	954.87311c	(00101408)	AT (	140.60,	183.10)	DC	10.	921.35938c	(00082608)	AT (	144.80,	189.30)	DC

*** RECEPTOR TYPES: GC = GRIDCART
GP = GRIDPOLR
DC = DISCCART
DP = DISCPOLR

*** THE SUMMARY OF HIGHEST 1-HR RESULTS ***

** CONC OF CO IN MICROGRAMS/M**3 **

GROUP ID			AVERAGE CONC	DATE (YYMMDDHH)	RECEPTOR (XR, YR, ZELEV, ZHILL, ZFLAG)					NETWORK OF TYPE	GRID-ID
ALL	HIGH	1ST HIGH VALUE IS	1627.71863	ON 00093024: AT (	161.60,	213.80,	0.00,	0.00,	1.80)	DC	
	HIGH	2ND HIGH VALUE IS	1616.32166	ON 00101407: AT (	161.60,	213.80,	0.00,	0.00,	1.80)	DC	

*** RECEPTOR TYPES: GC = GRIDCART
GP = GRIDPOLR
DC = DISCCART
DP = DISCPOLR

**MODELOPTs:
CONC DFAULT ELEV FLGPOL

*** THE SUMMARY OF HIGHEST 8-HR RESULTS ***

** CONC OF CO IN MICROGRAMS/M**3 **

GROUP ID		AVERAGE CONC	DATE (YYMMDDHH)	RECEPTOR (XR, YR, ZELEV, ZHILL, ZFLAG)	NETWORK OF TYPE	GRID-ID
ALL	HIGH 1ST HIGH VALUE IS	1000.00482c	ON 00101408:	AT (157.40, 207.70, 0.00, 0.00, 1.80)	DC	
	HIGH 2ND HIGH VALUE IS	974.61066c	ON 00082608:	AT (157.40, 207.70, 0.00, 0.00, 1.80)	DC	

*** RECEPTOR TYPES: GC = GRIDCART
GP = GRIDPOLR
DC = DISCCART
DP = DISCPOLR

**MODELOPTs:
CONC DFAULT ELEV FLGPOL

*** Message Summary : AERMOD Model Execution ***

--------- Summary of Total Messages --------

A Total of 0 Fatal Error Message(s)
A Total of 61 Warning Message(s)
A Total of 318 Informational Message(s)

A Total of 301 Calm Hours Identified

A Total of 17 Missing Hours Identified (0.19 Percent)

******** FATAL ERROR MESSAGES ********
*** NONE ***

******** WARNING MESSAGES ********

CO W206	3	MODOPT:Regulatory DFAULT Overrides Non-DFAULT Option For FLAT
RE W228	150	DISCAR:Default(s) Used for Missing Parameters on Keyword DISCCART
RE W228	151	DISCAR:Default(s) Used for Missing Parameters on Keyword DISCCART
RE W228	152	DISCAR:Default(s) Used for Missing Parameters on Keyword DISCCART
RE W228	153	DISCAR:Default(s) Used for Missing Parameters on Keyword DISCCART
RE W228	154	DISCAR:Default(s) Used for Missing Parameters on Keyword DISCCART
RE W228	155	DISCAR:Default(s) Used for Missing Parameters on Keyword DISCCART
RE W228	156	DISCAR:Default(s) Used for Missing Parameters on Keyword DISCCART
RE W228	157	DISCAR:Default(s) Used for Missing Parameters on Keyword DISCCART
RE W228	158	DISCAR:Default(s) Used for Missing Parameters on Keyword DISCCART
RE W228	159	DISCAR:Default(s) Used for Missing Parameters on Keyword DISCCART
RE W228	160	DISCAR:Default(s) Used for Missing Parameters on Keyword DISCCART
RE W228	161	DISCAR:Default(s) Used for Missing Parameters on Keyword DISCCART
RE W228	162	DISCAR:Default(s) Used for Missing Parameters on Keyword DISCCART
RE W228	163	DISCAR:Default(s) Used for Missing Parameters on Keyword DISCCART
RE W228	164	DISCAR:Default(s) Used for Missing Parameters on Keyword DISCCART
RE W228	165	DISCAR:Default(s) Used for Missing Parameters on Keyword DISCCART
RE W228	166	DISCAR:Default(s) Used for Missing Parameters on Keyword DISCCART
RE W228	167	DISCAR:Default(s) Used for Missing Parameters on Keyword DISCCART
RE W228	168	DISCAR:Default(s) Used for Missing Parameters on Keyword DISCCART
RE W228	169	DISCAR:Default(s) Used for Missing Parameters on Keyword DISCCART
RE W228	170	DISCAR:Default(s) Used for Missing Parameters on Keyword DISCCART
RE W228	171	DISCAR:Default(s) Used for Missing Parameters on Keyword DISCCART
RE W228	172	DISCAR:Default(s) Used for Missing Parameters on Keyword DISCCART
RE W228	173	DISCAR:Default(s) Used for Missing Parameters on Keyword DISCCART
RE W228	174	DISCAR:Default(s) Used for Missing Parameters on Keyword DISCCART
RE W228	175	DISCAR:Default(s) Used for Missing Parameters on Keyword DISCCART
RE W228	176	DISCAR:Default(s) Used for Missing Parameters on Keyword DISCCART
RE W228	177	DISCAR:Default(s) Used for Missing Parameters on Keyword DISCCART
RE W228	178	DISCAR:Default(s) Used for Missing Parameters on Keyword DISCCART
RE W228	179	DISCAR:Default(s) Used for Missing Parameters on Keyword DISCCART
RE W228	180	DISCAR:Default(s) Used for Missing Parameters on Keyword DISCCART
RE W228	181	DISCAR:Default(s) Used for Missing Parameters on Keyword DISCCART
RE W228	182	DISCAR:Default(s) Used for Missing Parameters on Keyword DISCCART
RE W228	183	DISCAR:Default(s) Used for Missing Parameters on Keyword DISCCART

```
RE W228   184 DISCAR:Default(s) Used for Missing Parameters on Keyword  DISCCART
RE W228   185 DISCAR:Default(s) Used for Missing Parameters on Keyword  DISCCART
RE W228   186 DISCAR:Default(s) Used for Missing Parameters on Keyword  DISCCART
RE W228   187 DISCAR:Default(s) Used for Missing Parameters on Keyword  DISCCART
RE W228   188 DISCAR:Default(s) Used for Missing Parameters on Keyword  DISCCART
RE W228   189 DISCAR:Default(s) Used for Missing Parameters on Keyword  DISCCART
RE W228   190 DISCAR:Default(s) Used for Missing Parameters on Keyword  DISCCART
RE W228   191 DISCAR:Default(s) Used for Missing Parameters on Keyword  DISCCART
RE W228   192 DISCAR:Default(s) Used for Missing Parameters on Keyword  DISCCART
RE W228   193 DISCAR:Default(s) Used for Missing Parameters on Keyword  DISCCART
RE W228   194 DISCAR:Default(s) Used for Missing Parameters on Keyword  DISCCART
RE W228   195 DISCAR:Default(s) Used for Missing Parameters on Keyword  DISCCART
RE W228   196 DISCAR:Default(s) Used for Missing Parameters on Keyword  DISCCART
RE W228   197 DISCAR:Default(s) Used for Missing Parameters on Keyword  DISCCART
RE W228   198 DISCAR:Default(s) Used for Missing Parameters on Keyword  DISCCART
RE W228   199 DISCAR:Default(s) Used for Missing Parameters on Keyword  DISCCART
RE W228   200 DISCAR:Default(s) Used for Missing Parameters on Keyword  DISCCART
RE W228   201 DISCAR:Default(s) Used for Missing Parameters on Keyword  DISCCART
RE W228   202 DISCAR:Default(s) Used for Missing Parameters on Keyword  DISCCART
RE W228   203 DISCAR:Default(s) Used for Missing Parameters on Keyword  DISCCART
RE W228   204 DISCAR:Default(s) Used for Missing Parameters on Keyword  DISCCART
RE W228   205 DISCAR:Default(s) Used for Missing Parameters on Keyword  DISCCART
RE W228   206 DISCAR:Default(s) Used for Missing Parameters on Keyword  DISCCART
RE W228   207 DISCAR:Default(s) Used for Missing Parameters on Keyword  DISCCART
RE W228   208 DISCAR:Default(s) Used for Missing Parameters on Keyword  DISCCART
RE W228   209 DISCAR:Default(s) Used for Missing Parameters on Keyword  DISCCART

   ************************************
   *** AERMOD Finishes Successfully ***
   ************************************
```

```
CO STARTING
   TITLEONE  HSS FDR 68St-Site Platform AQ-Build Condition
   MODELOPT  CONC DFAULT  FLAT
   AVERTIME  1  8
   POLLUTID  CO
   RUNORNOT  RUN
   URBANOPT  1500000
   ERRORFIL  ERRORS.OUT
   FLAGPOLE  1.8
CO FINISHED

SO STARTING
** Source Location              X      Y     Z
** Parameters:                 -----  -----  ----
** FDR Northbound
   LOCATION  BLOCK1   VOLUME    7.3    0.7   0.
   LOCATION  BLOCK2   VOLUME   12.8    8.8   0.
   LOCATION  BLOCK3   VOLUME   18.3   16.9   0.
   LOCATION  BLOCK4   VOLUME   23.9   24.9   0.
   LOCATION  BLOCK5   VOLUME   29.4   33.0   0.
   LOCATION  BLOCK6   VOLUME   34.9   41.0   0.
   LOCATION  BLOCK7   VOLUME   40.4   49.1   0.
   LOCATION  BLOCK8   VOLUME   45.9   57.1   0.
   LOCATION  BLOCK9   VOLUME   51.4   65.2   0.
   LOCATION  BLOCK10  VOLUME   56.9   73.3   0.
   LOCATION  BLOCK11  VOLUME   62.4   81.3   0.
   LOCATION  BLOCK12  VOLUME   67.9   89.4   0.
   LOCATION  BLOCK13  VOLUME   73.5   97.4   0.
   LOCATION  BLOCK14  VOLUME   79.0  105.5   0.
   LOCATION  BLOCK15  VOLUME   84.5  113.5   0.
   LOCATION  BLOCK16  VOLUME   90.0  121.6   0.
   LOCATION  BLOCK17  VOLUME   95.5  129.6   0.
   LOCATION  BLOCK18  VOLUME  101.0  137.7   0.
   LOCATION  BLOCK19  VOLUME  106.5  145.8   0.
   LOCATION  BLOCK20  VOLUME  112.0  153.8   0.
   LOCATION  BLOCK21  VOLUME  117.5  161.9   0.
   LOCATION  BLOCK22  VOLUME  123.0  169.9   0.
   LOCATION  BLOCK23  VOLUME  128.6  178.0   0.
   LOCATION  BLOCK24  VOLUME  134.1  186.0   0.
   LOCATION  BLOCK25  VOLUME  139.6  194.1   0.
   LOCATION  BLOCK26  VOLUME  145.1  202.2   0.
   LOCATION  BLOCK27  VOLUME  150.6  210.2   0.
   LOCATION  BLOCK28  VOLUME  156.1  218.3   0.
   LOCATION  BLOCK29  VOLUME  161.6  226.3   0.

** FDR Southbound
   LOCATION  BLOCK30  VOLUME   -1.8    7.3   0.
   LOCATION  BLOCK31  VOLUME    3.7   15.4   0.
   LOCATION  BLOCK32  VOLUME    9.2   23.4   0.
   LOCATION  BLOCK33  VOLUME   14.7   31.5   0.
   LOCATION  BLOCK34  VOLUME   20.2   39.5   0.
   LOCATION  BLOCK35  VOLUME   25.7   47.6   0.
   LOCATION  BLOCK36  VOLUME   31.2   55.6   0.
   LOCATION  BLOCK37  VOLUME   36.8   63.7   0.
   LOCATION  BLOCK38  VOLUME   42.3   71.8   0.
   LOCATION  BLOCK39  VOLUME   47.8   79.8   0.
   LOCATION  BLOCK40  VOLUME   53.3   87.9   0.
   LOCATION  BLOCK41  VOLUME   58.8   95.9   0.
   LOCATION  BLOCK42  VOLUME   64.3  104.0   0.
```

```
   LOCATION   BLOCK43   VOLUME    69.8   112.0    0.
   LOCATION   BLOCK44   VOLUME    75.3   120.1    0.
   LOCATION   BLOCK45   VOLUME    80.8   128.2    0.
   LOCATION   BLOCK46   VOLUME    86.4   136.2    0.
   LOCATION   BLOCK47   VOLUME    91.9   144.3    0.
   LOCATION   BLOCK48   VOLUME    97.4   152.3    0.
   LOCATION   BLOCK49   VOLUME   102.9   160.4    0.
   LOCATION   BLOCK50   VOLUME   108.4   168.4    0.
   LOCATION   BLOCK51   VOLUME   113.9   176.5    0.
   LOCATION   BLOCK52   VOLUME   119.4   184.6    0.
   LOCATION   BLOCK53   VOLUME   124.9   192.6    0.
   LOCATION   BLOCK54   VOLUME   130.4   200.7    0.
   LOCATION   BLOCK55   VOLUME   135.9   208.7    0.
   LOCATION   BLOCK56   VOLUME   141.5   216.8    0.
   LOCATION   BLOCK57   VOLUME   147.0   224.8    0.
   LOCATION   BLOCK58   VOLUME   152.5   232.9    0.

   URBANSRC BLOCK1-BLOCK58

** Volume Source       Rate   Height    Sy    Sz
** Parameters:        ------  -----   -----  -----
** FDR Northbound
   SRCPARAM   BLOCK1   0.0403   2.6     4.5   2.4
   SRCPARAM   BLOCK2   0.0403   2.6     4.5   2.4
   SRCPARAM   BLOCK3   0.0403   2.6     4.5   2.4
   SRCPARAM   BLOCK4   0.0403   2.6     4.5   2.4
   SRCPARAM   BLOCK5   0.0403   2.6     4.5   2.4
   SRCPARAM   BLOCK6   0.0403   2.6     4.5   2.4
   SRCPARAM   BLOCK7   0.0403   2.6     4.5   2.4
   SRCPARAM   BLOCK8   0.0403   2.6     4.5   2.4
   SRCPARAM   BLOCK9   0.0403   2.6     4.5   2.4
   SRCPARAM   BLOCK10  0.0403   2.6     4.5   2.4
   SRCPARAM   BLOCK11  0.0403   2.6     4.5   2.4
   SRCPARAM   BLOCK12  0.0403   2.6     4.5   2.4
   SRCPARAM   BLOCK13  0.0403   2.6     4.5   2.4
   SRCPARAM   BLOCK14  0.0403   2.6     4.5   2.4
   SRCPARAM   BLOCK15  0.0403   2.6     4.5   2.4
   SRCPARAM   BLOCK16  0.0403   2.6     4.5   2.4
   SRCPARAM   BLOCK17  0.0403   2.6     4.5   2.4
   SRCPARAM   BLOCK18  0.0403   2.6     4.5   2.4
   SRCPARAM   BLOCK19  0.0403   2.6     4.5   2.4
   SRCPARAM   BLOCK20  0.0403   2.6     4.5   2.4
   SRCPARAM   BLOCK21  0.0403   2.6     4.5   2.4
   SRCPARAM   BLOCK22  0.0403   2.6     4.5   2.4
   SRCPARAM   BLOCK23  0.0403   2.6     4.5   2.4
   SRCPARAM   BLOCK24  0.0403   2.6     4.5   2.4
   SRCPARAM   BLOCK25  0.0626   2.6     4.5   2.4
   SRCPARAM   BLOCK26  0.0626   2.6     4.5   2.4
   SRCPARAM   BLOCK27  0.0626   2.6     4.5   2.4
   SRCPARAM   BLOCK28  0.0626   2.6     4.5   2.4
   SRCPARAM   BLOCK29  0.0626   2.6     4.5   2.4

** FDR Southbound with Service Road addition
   SRCPARAM   BLOCK30  0.0441   2.6     4.5   2.4
   SRCPARAM   BLOCK31  0.0441   2.6     4.5   2.4
   SRCPARAM   BLOCK32  0.0441   2.6     4.5   2.4
   SRCPARAM   BLOCK33  0.0441   2.6     4.5   2.4
   SRCPARAM   BLOCK34  0.0441   2.6     4.5   2.4
   SRCPARAM   BLOCK35  0.0441   2.6     4.5   2.4
```

```
   SRCPARAM  BLOCK36  0.0441   2.6     4.5   2.4
   SRCPARAM  BLOCK37  0.0441   2.6     4.5   2.4
   SRCPARAM  BLOCK38  0.0441   2.6     4.5   2.4
   SRCPARAM  BLOCK39  0.0441   2.6     4.5   2.4
   SRCPARAM  BLOCK40  0.0441   2.6     4.5   2.4
   SRCPARAM  BLOCK41  0.0441   2.6     4.5   2.4
   SRCPARAM  BLOCK42  0.0441   2.6     4.5   2.4
   SRCPARAM  BLOCK43  0.0441   2.6     4.5   2.4
   SRCPARAM  BLOCK44  0.0441   2.6     4.5   2.4
   SRCPARAM  BLOCK45  0.0441   2.6     4.5   2.4
   SRCPARAM  BLOCK46  0.0441   2.6     4.5   2.4
   SRCPARAM  BLOCK47  0.0441   2.6     4.5   2.4
   SRCPARAM  BLOCK48  0.0441   2.6     4.5   2.4
   SRCPARAM  BLOCK49  0.0441   2.6     4.5   2.4
   SRCPARAM  BLOCK50  0.0441   2.6     4.5   2.4
   SRCPARAM  BLOCK51  0.0441   2.6     4.5   2.4
   SRCPARAM  BLOCK52  0.0441   2.6     4.5   2.4
   SRCPARAM  BLOCK53  0.0441   2.6     4.5   2.4
   SRCPARAM  BLOCK54  0.0744   2.6     4.5   2.4
   SRCPARAM  BLOCK55  0.0744   2.6     4.5   2.4
   SRCPARAM  BLOCK56  0.0744   2.6     4.5   2.4
   SRCPARAM  BLOCK57  0.0744   2.6     4.5   2.4
   SRCPARAM  BLOCK58  0.0744   2.6     4.5   2.4

   SRCGROUP  ALL
SO FINISHED

RE STARTING
   ELEVUNIT METERS
** Receptor     X              Y
** Location  ------   ------
   DISCCART     10.4     -7.1
   DISCCART     14.6     -1.1
   DISCCART     18.8      5.0
   DISCCART     23.0     11.2
   DISCCART     27.2     17.3
   DISCCART     31.4     23.5
   DISCCART     35.6     29.6
   DISCCART     39.8     35.7
   DISCCART     44.0     41.9
   DISCCART     48.2     48.0
   DISCCART     52.4     54.2
   DISCCART     56.6     60.3
   DISCCART     60.8     66.4
   DISCCART     65.0     72.6
   DISCCART     69.2     78.7
   DISCCART     73.4     84.9
   DISCCART     77.6     91.0
   DISCCART     81.8     97.2
   DISCCART     86.0    103.3
   DISCCART     90.2    109.4
   DISCCART     94.4    115.6
   DISCCART     98.6    121.7
   DISCCART    102.8    127.9
   DISCCART    107.0    134.0
   DISCCART    111.2    140.1
   DISCCART    115.4    146.3
   DISCCART    119.6    152.4
   DISCCART    123.8    158.6
```

```
   DISCCART   128.0    164.7
   DISCCART   132.2    170.8
   DISCCART   136.4    177.0
   DISCCART   140.6    183.1
   DISCCART   144.8    189.3
   DISCCART   149.0    195.4
   DISCCART   153.2    201.6
   DISCCART   157.4    207.7
   DISCCART   161.6    213.8
   DISCCART   165.8    220.0
   DISCCART   170.0    226.1
   DISCCART   174.2    232.3
   DISCCART   178.4    238.4
   DISCCART   182.6    244.5
   DISCCART   186.8    250.7
   DISCCART   191.0    256.8
   DISCCART   195.2    263.0
   DISCCART   199.4    269.1
   DISCCART   203.6    275.3
   DISCCART   207.8    281.4
   DISCCART   212.0    287.5
   DISCCART   216.2    293.7
   DISCCART   220.4    299.8
   DISCCART   224.6    306.0
   DISCCART   228.8    312.1
   DISCCART   233.0    318.2
   DISCCART   237.2    324.4
   DISCCART   241.4    330.5
   DISCCART     6.2    -13.4
   DISCCART     2.0    -19.5
   DISCCART    -2.2    -25.7
   DISCCART    -6.4    -31.8

RE FINISHED

ME STARTING
   SURFFILE  LGAOKX01.SFC
   PROFFILE  LGAOKX01.PFL
   SURFDATA  14732  2001  LA GUARDIA
   UAIRDATA  94703  2001  BROOKHAVEN
   PROFBASE  0.0
ME FINISHED

OU STARTING
   RECTABLE  ALLAVE  FIRST-SECOND
   MAXTABLE  ALLAVE  10
OU FINISHED


 *** Message Summary For AERMOD Model Setup ***

 --------- Summary of Total Messages --------

A Total of            0 Fatal Error Message(s)
A Total of           61 Warning Message(s)
A Total of            0 Informational Message(s)


    ******** FATAL ERROR MESSAGES ********
```

*** NONE ***

******** WARNING MESSAGES ********

```
CO W206      3 MODOPT:Regulatory DFAULT Overrides Non-DFAULT Option For  FLAT
RE W228    150 DISCAR:Default(s) Used for Missing Parameters on Keyword  DISCCART
RE W228    151 DISCAR:Default(s) Used for Missing Parameters on Keyword  DISCCART
RE W228    152 DISCAR:Default(s) Used for Missing Parameters on Keyword  DISCCART
RE W228    153 DISCAR:Default(s) Used for Missing Parameters on Keyword  DISCCART
RE W228    154 DISCAR:Default(s) Used for Missing Parameters on Keyword  DISCCART
RE W228    155 DISCAR:Default(s) Used for Missing Parameters on Keyword  DISCCART
RE W228    156 DISCAR:Default(s) Used for Missing Parameters on Keyword  DISCCART
RE W228    157 DISCAR:Default(s) Used for Missing Parameters on Keyword  DISCCART
RE W228    158 DISCAR:Default(s) Used for Missing Parameters on Keyword  DISCCART
RE W228    159 DISCAR:Default(s) Used for Missing Parameters on Keyword  DISCCART
RE W228    160 DISCAR:Default(s) Used for Missing Parameters on Keyword  DISCCART
RE W228    161 DISCAR:Default(s) Used for Missing Parameters on Keyword  DISCCART
RE W228    162 DISCAR:Default(s) Used for Missing Parameters on Keyword  DISCCART
RE W228    163 DISCAR:Default(s) Used for Missing Parameters on Keyword  DISCCART
RE W228    164 DISCAR:Default(s) Used for Missing Parameters on Keyword  DISCCART
RE W228    165 DISCAR:Default(s) Used for Missing Parameters on Keyword  DISCCART
RE W228    166 DISCAR:Default(s) Used for Missing Parameters on Keyword  DISCCART
RE W228    167 DISCAR:Default(s) Used for Missing Parameters on Keyword  DISCCART
RE W228    168 DISCAR:Default(s) Used for Missing Parameters on Keyword  DISCCART
RE W228    169 DISCAR:Default(s) Used for Missing Parameters on Keyword  DISCCART
RE W228    170 DISCAR:Default(s) Used for Missing Parameters on Keyword  DISCCART
RE W228    171 DISCAR:Default(s) Used for Missing Parameters on Keyword  DISCCART
RE W228    172 DISCAR:Default(s) Used for Missing Parameters on Keyword  DISCCART
RE W228    173 DISCAR:Default(s) Used for Missing Parameters on Keyword  DISCCART
RE W228    174 DISCAR:Default(s) Used for Missing Parameters on Keyword  DISCCART
RE W228    175 DISCAR:Default(s) Used for Missing Parameters on Keyword  DISCCART
RE W228    176 DISCAR:Default(s) Used for Missing Parameters on Keyword  DISCCART
RE W228    177 DISCAR:Default(s) Used for Missing Parameters on Keyword  DISCCART
RE W228    178 DISCAR:Default(s) Used for Missing Parameters on Keyword  DISCCART
RE W228    179 DISCAR:Default(s) Used for Missing Parameters on Keyword  DISCCART
RE W228    180 DISCAR:Default(s) Used for Missing Parameters on Keyword  DISCCART
RE W228    181 DISCAR:Default(s) Used for Missing Parameters on Keyword  DISCCART
RE W228    182 DISCAR:Default(s) Used for Missing Parameters on Keyword  DISCCART
RE W228    183 DISCAR:Default(s) Used for Missing Parameters on Keyword  DISCCART
RE W228    184 DISCAR:Default(s) Used for Missing Parameters on Keyword  DISCCART
RE W228    185 DISCAR:Default(s) Used for Missing Parameters on Keyword  DISCCART
RE W228    186 DISCAR:Default(s) Used for Missing Parameters on Keyword  DISCCART
RE W228    187 DISCAR:Default(s) Used for Missing Parameters on Keyword  DISCCART
RE W228    188 DISCAR:Default(s) Used for Missing Parameters on Keyword  DISCCART
RE W228    189 DISCAR:Default(s) Used for Missing Parameters on Keyword  DISCCART
RE W228    190 DISCAR:Default(s) Used for Missing Parameters on Keyword  DISCCART
RE W228    191 DISCAR:Default(s) Used for Missing Parameters on Keyword  DISCCART
RE W228    192 DISCAR:Default(s) Used for Missing Parameters on Keyword  DISCCART
RE W228    193 DISCAR:Default(s) Used for Missing Parameters on Keyword  DISCCART
RE W228    194 DISCAR:Default(s) Used for Missing Parameters on Keyword  DISCCART
RE W228    195 DISCAR:Default(s) Used for Missing Parameters on Keyword  DISCCART
RE W228    196 DISCAR:Default(s) Used for Missing Parameters on Keyword  DISCCART
RE W228    197 DISCAR:Default(s) Used for Missing Parameters on Keyword  DISCCART
RE W228    198 DISCAR:Default(s) Used for Missing Parameters on Keyword  DISCCART
RE W228    199 DISCAR:Default(s) Used for Missing Parameters on Keyword  DISCCART
RE W228    200 DISCAR:Default(s) Used for Missing Parameters on Keyword  DISCCART
RE W228    201 DISCAR:Default(s) Used for Missing Parameters on Keyword  DISCCART
RE W228    202 DISCAR:Default(s) Used for Missing Parameters on Keyword  DISCCART
RE W228    203 DISCAR:Default(s) Used for Missing Parameters on Keyword  DISCCART
```

```
RE W228   204 DISCAR:Default(s) Used for Missing Parameters on Keyword  DISCCART
RE W228   205 DISCAR:Default(s) Used for Missing Parameters on Keyword  DISCCART
RE W228   206 DISCAR:Default(s) Used for Missing Parameters on Keyword  DISCCART
RE W228   207 DISCAR:Default(s) Used for Missing Parameters on Keyword  DISCCART
RE W228   208 DISCAR:Default(s) Used for Missing Parameters on Keyword  DISCCART
RE W228   209 DISCAR:Default(s) Used for Missing Parameters on Keyword  DISCCART

**********************************
*** SETUP Finishes Successfully ***
**********************************
```

**MODELOPTs:
CONC   DFAULT ELEV   FLGPOL

                                  *** MODEL SETUP OPTIONS SUMMARY ***

**Model Is Setup For Calculation of Average CONCentration Values.

  -- DEPOSITION LOGIC --
**Model Uses NO DRY DEPLETION. DDPLETE = F
**Model Uses NO WET DEPLETION. WDPLETE = F
**NO GAS DRY DEPOSITION Data Provided.

**Model Uses URBAN Dispersion Algorithm for the SBL for   58 Source(s).
  The Urban Population =   1500000.0 ; Urban Roughness Length = 1.000 m

**Model Uses Regulatory DEFAULT Options:
          1. Stack-tip Downwash.
          2. Model Accounts for ELEVated Terrain Effects.
          3. Use Calms Processing Routine.
          4. Use Missing Data Processing Routine.
          5. "Upper Bound" Values for Supersquat Buildings.
          6. No Exponential Decay for URBAN/Non-SO2

**Model Accepts FLAGPOLE Receptor Heights.

**Model Calculates 2 Short Term Average(s) of: 1-HR 8-HR

**This Run Includes: 58 Source(s);   1 Source Group(s); and   60 Receptor(s)

**The Model Assumes A Pollutant Type of: CO

**Model Set To Continue RUNning After the Setup Testing.

**Output Options Selected:
        Model Outputs Tables of Highest Short Term Values by Receptor (RECTABLE Keyword)
        Model Outputs Tables of Overall Maximum Short Term Values (MAXTABLE Keyword)

**NOTE: The Following Flags May Appear Following CONC Values: c for Calm Hours
                                                                m for Missing Hours
                                                                b for Both Calm and Missing Hours

**Misc. Inputs: Base Elev. for Pot. Temp. Profile (m MSL) =   0.00 ; Decay Coef. =   0.000   ; Rot. Angle =   0.0
                 Emission Units = GRAMS/SEC   ; Emission Rate Unit Factor =   0.10000E+07
                 Output Units   = MICROGRAMS/M**3

**Approximate Storage Requirements of Model =   1.3 MB of RAM.

**Detailed Error/Message File: ERRORS.OUT

*** VOLUME SOURCE DATA ***

SOURCE ID	NUMBER PART. CATS.	EMISSION RATE (GRAMS/SEC)	X (METERS)	Y (METERS)	BASE ELEV. (METERS)	RELEASE HEIGHT (METERS)	INIT. SY (METERS)	INIT. SZ (METERS)	URBAN SOURCE	EMISSION RATE SCALAR VARY BY
BLOCK1	0	0.40300E-01	7.3	0.7	0.0	2.60	4.50	2.40	YES	
BLOCK2	0	0.40300E-01	12.8	8.8	0.0	2.60	4.50	2.40	YES	
BLOCK3	0	0.40300E-01	18.3	16.9	0.0	2.60	4.50	2.40	YES	
BLOCK4	0	0.40300E-01	23.9	24.9	0.0	2.60	4.50	2.40	YES	
BLOCK5	0	0.40300E-01	29.4	33.0	0.0	2.60	4.50	2.40	YES	
BLOCK6	0	0.40300E-01	34.9	41.0	0.0	2.60	4.50	2.40	YES	
BLOCK7	0	0.40300E-01	40.4	49.1	0.0	2.60	4.50	2.40	YES	
BLOCK8	0	0.40300E-01	45.9	57.1	0.0	2.60	4.50	2.40	YES	
BLOCK9	0	0.40300E-01	51.4	65.2	0.0	2.60	4.50	2.40	YES	
BLOCK10	0	0.40300E-01	56.9	73.3	0.0	2.60	4.50	2.40	YES	
BLOCK11	0	0.40300E-01	62.4	81.3	0.0	2.60	4.50	2.40	YES	
BLOCK12	0	0.40300E-01	67.9	89.4	0.0	2.60	4.50	2.40	YES	
BLOCK13	0	0.40300E-01	73.5	97.4	0.0	2.60	4.50	2.40	YES	
BLOCK14	0	0.40300E-01	79.0	105.5	0.0	2.60	4.50	2.40	YES	
BLOCK15	0	0.40300E-01	84.5	113.5	0.0	2.60	4.50	2.40	YES	
BLOCK16	0	0.40300E-01	90.0	121.6	0.0	2.60	4.50	2.40	YES	
BLOCK17	0	0.40300E-01	95.5	129.6	0.0	2.60	4.50	2.40	YES	
BLOCK18	0	0.40300E-01	101.0	137.7	0.0	2.60	4.50	2.40	YES	
BLOCK19	0	0.40300E-01	106.5	145.8	0.0	2.60	4.50	2.40	YES	
BLOCK20	0	0.40300E-01	112.0	153.8	0.0	2.60	4.50	2.40	YES	
BLOCK21	0	0.40300E-01	117.5	161.9	0.0	2.60	4.50	2.40	YES	
BLOCK22	0	0.40300E-01	123.0	169.9	0.0	2.60	4.50	2.40	YES	
BLOCK23	0	0.40300E-01	128.6	178.0	0.0	2.60	4.50	2.40	YES	
BLOCK24	0	0.40300E-01	134.1	186.0	0.0	2.60	4.50	2.40	YES	
BLOCK25	0	0.62600E-01	139.6	194.1	0.0	2.60	4.50	2.40	YES	
BLOCK26	0	0.62600E-01	145.1	202.2	0.0	2.60	4.50	2.40	YES	
BLOCK27	0	0.62600E-01	150.6	210.2	0.0	2.60	4.50	2.40	YES	
BLOCK28	0	0.62600E-01	156.1	218.3	0.0	2.60	4.50	2.40	YES	
BLOCK29	0	0.62600E-01	161.6	226.3	0.0	2.60	4.50	2.40	YES	
BLOCK30	0	0.44100E-01	-1.8	7.3	0.0	2.60	4.50	2.40	YES	
BLOCK31	0	0.44100E-01	3.7	15.4	0.0	2.60	4.50	2.40	YES	
BLOCK32	0	0.44100E-01	9.2	23.4	0.0	2.60	4.50	2.40	YES	
BLOCK33	0	0.44100E-01	14.7	31.5	0.0	2.60	4.50	2.40	YES	
BLOCK34	0	0.44100E-01	20.2	39.5	0.0	2.60	4.50	2.40	YES	
BLOCK35	0	0.44100E-01	25.7	47.6	0.0	2.60	4.50	2.40	YES	
BLOCK36	0	0.44100E-01	31.2	55.6	0.0	2.60	4.50	2.40	YES	
BLOCK37	0	0.44100E-01	36.8	63.7	0.0	2.60	4.50	2.40	YES	
BLOCK38	0	0.44100E-01	42.3	71.8	0.0	2.60	4.50	2.40	YES	
BLOCK39	0	0.44100E-01	47.8	79.8	0.0	2.60	4.50	2.40	YES	
BLOCK40	0	0.44100E-01	53.3	87.9	0.0	2.60	4.50	2.40	YES	

**MODELOPTs:
CONC DFAULT ELEV FLGPOL

*** VOLUME SOURCE DATA ***

SOURCE ID	NUMBER PART. CATS.	EMISSION RATE (GRAMS/SEC)	X (METERS)	Y (METERS)	BASE ELEV. (METERS)	RELEASE HEIGHT (METERS)	INIT. SY (METERS)	INIT. SZ (METERS)	URBAN SOURCE	EMISSION RATE SCALAR VARY BY
BLOCK41	0	0.44100E-01	58.8	95.9	0.0	2.60	4.50	2.40	YES	
BLOCK42	0	0.44100E-01	64.3	104.0	0.0	2.60	4.50	2.40	YES	
BLOCK43	0	0.44100E-01	69.8	112.0	0.0	2.60	4.50	2.40	YES	
BLOCK44	0	0.44100E-01	75.3	120.1	0.0	2.60	4.50	2.40	YES	
BLOCK45	0	0.44100E-01	80.8	128.2	0.0	2.60	4.50	2.40	YES	
BLOCK46	0	0.44100E-01	86.4	136.2	0.0	2.60	4.50	2.40	YES	
BLOCK47	0	0.44100E-01	91.9	144.3	0.0	2.60	4.50	2.40	YES	
BLOCK48	0	0.44100E-01	97.4	152.3	0.0	2.60	4.50	2.40	YES	
BLOCK49	0	0.44100E-01	102.9	160.4	0.0	2.60	4.50	2.40	YES	
BLOCK50	0	0.44100E-01	108.4	168.4	0.0	2.60	4.50	2.40	YES	
BLOCK51	0	0.44100E-01	113.9	176.5	0.0	2.60	4.50	2.40	YES	
BLOCK52	0	0.44100E-01	119.4	184.6	0.0	2.60	4.50	2.40	YES	
BLOCK53	0	0.44100E-01	124.9	192.6	0.0	2.60	4.50	2.40	YES	
BLOCK54	0	0.74400E-01	130.4	200.7	0.0	2.60	4.50	2.40	YES	
BLOCK55	0	0.74400E-01	135.9	208.7	0.0	2.60	4.50	2.40	YES	
BLOCK56	0	0.74400E-01	141.5	216.8	0.0	2.60	4.50	2.40	YES	
BLOCK57	0	0.74400E-01	147.0	224.8	0.0	2.60	4.50	2.40	YES	
BLOCK58	0	0.74400E-01	152.5	232.9	0.0	2.60	4.50	2.40	YES	

**MODELOPTs:
CONC DFAULT ELEV FLGPOL

*** SOURCE IDs DEFINING SOURCE GROUPS ***

GROUP ID	SOURCE IDs
ALL	BLOCK1 , BLOCK2 , BLOCK3 , BLOCK4 , BLOCK5 , BLOCK6 , BLOCK7 , BLOCK8 , BLOCK9 , BLOCK10 , BLOCK11 , BLOCK12 , BLOCK13 , BLOCK14 , BLOCK15 , BLOCK16 , BLOCK17 , BLOCK18 , BLOCK19 , BLOCK20 , BLOCK21 , BLOCK22 , BLOCK23 , BLOCK24 , BLOCK25 , BLOCK26 , BLOCK27 , BLOCK28 , BLOCK29 , BLOCK30 , BLOCK31 , BLOCK32 , BLOCK33 , BLOCK34 , BLOCK35 , BLOCK36 , BLOCK37 , BLOCK38 , BLOCK39 , BLOCK40 , BLOCK41 , BLOCK42 , BLOCK43 , BLOCK44 , BLOCK45 , BLOCK46 , BLOCK47 , BLOCK48 , BLOCK49 , BLOCK50 , BLOCK51 , BLOCK52 , BLOCK53 , BLOCK54 , BLOCK55 , BLOCK56 , BLOCK57 , BLOCK58 ,

**MODELOPTs:
CONC DFAULT ELEV FLGPOL

*** DISCRETE CARTESIAN RECEPTORS ***
(X-COORD, Y-COORD, ZELEV, ZHILL, ZFLAG)
(METERS)

(	10.4,	-7.1,	0.0,	0.0,	1.8);	(	14.6,	-1.1,	0.0,	0.0,	1.8);
(	18.8,	5.0,	0.0,	0.0,	1.8);	(	23.0,	11.2,	0.0,	0.0,	1.8);
(	27.2,	17.3,	0.0,	0.0,	1.8);	(	31.4,	23.5,	0.0,	0.0,	1.8);
(	35.6,	29.6,	0.0,	0.0,	1.8);	(	39.8,	35.7,	0.0,	0.0,	1.8);
(	44.0,	41.9,	0.0,	0.0,	1.8);	(	48.2,	48.0,	0.0,	0.0,	1.8);
(	52.4,	54.2,	0.0,	0.0,	1.8);	(	56.6,	60.3,	0.0,	0.0,	1.8);
(	60.8,	66.4,	0.0,	0.0,	1.8);	(	65.0,	72.6,	0.0,	0.0,	1.8);
(	69.2,	78.7,	0.0,	0.0,	1.8);	(	73.4,	84.9,	0.0,	0.0,	1.8);
(	77.6,	91.0,	0.0,	0.0,	1.8);	(	81.8,	97.2,	0.0,	0.0,	1.8);
(	86.0,	103.3,	0.0,	0.0,	1.8);	(	90.2,	109.4,	0.0,	0.0,	1.8);
(	94.4,	115.6,	0.0,	0.0,	1.8);	(	98.6,	121.7,	0.0,	0.0,	1.8);
(	102.8,	127.9,	0.0,	0.0,	1.8);	(	107.0,	134.0,	0.0,	0.0,	1.8);
(	111.2,	140.1,	0.0,	0.0,	1.8);	(	115.4,	146.3,	0.0,	0.0,	1.8);
(	119.6,	152.4,	0.0,	0.0,	1.8);	(	123.8,	158.6,	0.0,	0.0,	1.8);
(	128.0,	164.7,	0.0,	0.0,	1.8);	(	132.2,	170.8,	0.0,	0.0,	1.8);
(	136.4,	177.0,	0.0,	0.0,	1.8);	(	140.6,	183.1,	0.0,	0.0,	1.8);
(	144.8,	189.3,	0.0,	0.0,	1.8);	(	149.0,	195.4,	0.0,	0.0,	1.8);
(	153.2,	201.6,	0.0,	0.0,	1.8);	(	157.4,	207.7,	0.0,	0.0,	1.8);
(	161.6,	213.8,	0.0,	0.0,	1.8);	(	165.8,	220.0,	0.0,	0.0,	1.8);
(	170.0,	226.1,	0.0,	0.0,	1.8);	(	174.2,	232.3,	0.0,	0.0,	1.8);
(	178.4,	238.4,	0.0,	0.0,	1.8);	(	182.6,	244.5,	0.0,	0.0,	1.8);
(	186.8,	250.7,	0.0,	0.0,	1.8);	(	191.0,	256.8,	0.0,	0.0,	1.8);
(	195.2,	263.0,	0.0,	0.0,	1.8);	(	199.4,	269.1,	0.0,	0.0,	1.8);
(	203.6,	275.3,	0.0,	0.0,	1.8);	(	207.8,	281.4,	0.0,	0.0,	1.8);
(	212.0,	287.5,	0.0,	0.0,	1.8);	(	216.2,	293.7,	0.0,	0.0,	1.8);
(	220.4,	299.8,	0.0,	0.0,	1.8);	(	224.6,	306.0,	0.0,	0.0,	1.8);
(	228.8,	312.1,	0.0,	0.0,	1.8);	(	233.0,	318.2,	0.0,	0.0,	1.8);
(	237.2,	324.4,	0.0,	0.0,	1.8);	(	241.4,	330.5,	0.0,	0.0,	1.8);
(	6.2,	-13.4,	0.0,	0.0,	1.8);	(	2.0,	-19.5,	0.0,	0.0,	1.8);
(	-2.2,	-25.7,	0.0,	0.0,	1.8);	(	-6.4,	-31.8,	0.0,	0.0,	1.8);

**MODELOPTs:
CONC DFAULT ELEV FLGPOL

* SOURCE-RECEPTOR COMBINATIONS FOR WHICH CALCULATIONS MAY NOT BE PERFORMED *
LESS THAN 1.0 METER OR WITHIN OPEN PIT SOURCE

SOURCE ID	- - RECEPTOR LOCATION - - XR (METERS)	YR (METERS)	DISTANCE (METERS)
BLOCK1	10.4	-7.1	-1.28
BLOCK1	14.6	-1.1	-2.16
BLOCK2	14.6	-1.1	0.39
BLOCK2	18.8	5.0	-2.57
BLOCK2	23.0	11.2	0.80
BLOCK3	23.0	11.2	-2.29
BLOCK3	27.2	17.3	-0.77
BLOCK4	27.2	17.3	-1.39
BLOCK4	31.4	23.5	-2.05
BLOCK5	31.4	23.5	0.03
BLOCK5	35.6	29.6	-2.60
BLOCK6	39.8	35.7	-2.46
BLOCK6	44.0	41.9	-0.53
BLOCK7	44.0	41.9	-1.63
BLOCK7	48.2	48.0	-1.80
BLOCK8	48.2	48.0	-0.29
BLOCK8	52.4	54.2	-2.56
BLOCK9	56.6	60.3	-2.53
BLOCK9	60.8	66.4	-0.20
BLOCK10	60.8	66.4	-1.75
BLOCK10	65.0	72.6	-1.54
BLOCK11	65.0	72.6	-0.59
BLOCK11	69.2	78.7	-2.39
BLOCK12	73.4	84.9	-2.57
BLOCK12	77.6	91.0	0.16
BLOCK13	77.6	91.0	-2.07
BLOCK13	81.8	97.2	-1.37
BLOCK14	81.8	97.2	-0.92
BLOCK14	86.0	103.3	-2.34
BLOCK15	86.0	103.3	0.63
BLOCK15	90.2	109.4	-2.65
BLOCK15	94.4	115.6	0.45
BLOCK16	94.4	115.6	-2.23
BLOCK16	98.6	121.7	-1.07
BLOCK17	98.6	121.7	-1.19
BLOCK17	102.8	127.9	-2.18
BLOCK18	102.8	127.9	0.29
BLOCK18	107.0	134.0	-2.63
BLOCK18	111.2	140.1	0.80
BLOCK19	111.2	140.1	-2.29

**MODELOPTs:
CONC DFAULT ELEV FLGPOL

* SOURCE-RECEPTOR COMBINATIONS FOR WHICH CALCULATIONS MAY NOT BE PERFORMED *
LESS THAN 1.0 METER OR WITHIN OPEN PIT SOURCE

SOURCE ID	- - RECEPTOR LOCATION - - XR (METERS)	YR (METERS)	DISTANCE (METERS)
BLOCK19	115.4	146.3	-0.76
BLOCK20	115.4	146.3	-1.44
BLOCK20	119.6	152.4	-1.95
BLOCK21	119.6	152.4	0.05
BLOCK21	123.8	158.6	-2.56
BLOCK22	128.0	164.7	-2.46
BLOCK22	132.2	170.8	-0.43
BLOCK23	132.2	170.8	-1.63
BLOCK23	136.4	177.0	-1.81
BLOCK24	136.4	177.0	-0.39
BLOCK24	140.6	183.1	-2.56
BLOCK25	144.8	189.3	-2.60
BLOCK25	149.0	195.4	-0.19
BLOCK26	149.0	195.4	-1.84
BLOCK26	153.2	201.6	-1.55
BLOCK27	153.2	201.6	-0.69
BLOCK27	157.4	207.7	-2.43
BLOCK28	161.6	213.8	-2.57
BLOCK28	165.8	220.0	0.17
BLOCK29	165.8	220.0	-2.10
BLOCK29	170.0	226.1	-1.27

CONC   DFAULT ELEV   FLGPOL

*** METEOROLOGICAL DAYS SELECTED FOR PROCESSING ***
(1=YES; 0=NO)

```
1 1 1 1 1 1 1 1 1 1   1 1 1 1 1 1 1 1 1 1   1 1 1 1 1 1 1 1 1 1   1 1 1 1 1 1 1 1 1 1   1 1 1 1 1 1 1 1 1 1
1 1 1 1 1 1 1 1 1 1   1 1 1 1 1 1 1 1 1 1   1 1 1 1 1 1 1 1 1 1   1 1 1 1 1 1 1 1 1 1   1 1 1 1 1 1 1 1 1 1
1 1 1 1 1 1 1 1 1 1   1 1 1 1 1 1 1 1 1 1   1 1 1 1 1 1 1 1 1 1   1 1 1 1 1 1 1 1 1 1   1 1 1 1 1 1 1 1 1 1
1 1 1 1 1 1 1 1 1 1   1 1 1 1 1 1 1 1 1 1   1 1 1 1 1 1 1 1 1 1   1 1 1 1 1 1 1 1 1 1   1 1 1 1 1 1 1 1 1 1
1 1 1 1 1 1 1 1 1 1   1 1 1 1 1 1 1 1 1 1   1 1 1 1 1 1 1 1 1 1   1 1 1 1 1 1 1 1 1 1   1 1 1 1 1 1 1 1 1 1
1 1 1 1 1 1 1 1 1 1   1 1 1 1 1 1 1 1 1 1   1 1 1 1 1 1 1 1 1 1   1 1 1 1 1 1 1 1 1 1   1 1 1 1 1 1 1 1 1 1
1 1 1 1 1 1 1 1 1 1   1 1 1 1 1 1 1 1 1 1   1 1 1 1 1 1 1 1 1 1   1 1 1 1 1 1 1 1 1 1   1 1 1 1 1 1 1 1 1 1
1 1 1 1 1 1 1 1 1 1   1 1 1 1 1 1 1
```

METEOROLOGICAL DATA PROCESSED BETWEEN START DATE: 0   0 0 0
AND END DATE: 9999 99 99 24

NOTE: METEOROLOGICAL DATA ACTUALLY PROCESSED WILL ALSO DEPEND ON WHAT IS INCLUDED IN THE DATA FILE.

*** UPPER BOUND OF FIRST THROUGH FIFTH WIND SPEED CATEGORIES ***
(METERS/SEC)

1.54,   3.09,   5.14,   8.23, 10.80,

**MODELOPTs:
CONC DFAULT ELEV FLGPOL

*** UP TO THE FIRST 24 HOURS OF METEOROLOGICAL DATA ***

Surface file: LGAOKX01.SFC
Profile file: LGAOKX01.PFL
Surface format: (3(I2,1X),I3,1X,I2,1X,F6.1,1X,3(F6.3,1X),2(F5.0,1X),F8.1,1X,F6.3,1X,2(F6.2,1X),F7.2,1X,F5.0,3(1X,F6.1))
Profile format: (4(I2,1X),F6.1,1X,I1,1X,F5.0,1X,F7.2,1X,F7.2,1X,F6.1,1X,F7.2)
Surface station no.: 14732 Upper air station no.: 94703
Name: LA Name: BROOKHAVEN
Year: 2001 Year: 2001

First 24 hours of scalar data

YR	MO	DY	JDY	HR	H0	U*	W*	DT/DZ	ZICNV	ZIMCH	M-O LEN	Z0	BOWEN	ALBEDO	REF WS	WD	HT	REF TA	HT
01	01	01	0	01	-64.0	1.387	-9.000	-9.000	-999.	3758.	3769.2	1.00	1.50	1.00	7.70	281.	9.1	269.2	2.0
01	01	01	1	02	-64.0	1.204	-9.000	-9.000	-999.	3109.	2465.2	1.00	1.50	1.00	6.70	268.	9.1	269.2	2.0
01	01	01	1	03	-64.0	1.111	-9.000	-9.000	-999.	2726.	1941.8	1.00	1.50	1.00	6.20	294.	9.1	269.2	2.0
01	01	01	1	04	-64.0	1.296	-9.000	-9.000	-999.	3370.	3076.7	1.00	1.50	1.00	7.20	303.	9.1	269.2	2.0
01	01	01	1	05	-64.0	0.714	-9.000	-9.000	-999.	1819.	515.7	1.00	1.50	1.00	4.10	303.	9.1	269.2	2.0
01	01	01	1	06	-64.0	1.018	-9.000	-9.000	-999.	2354.	1497.4	1.00	1.50	1.00	5.70	282.	9.1	269.2	2.0
01	01	01	1	07	-64.0	1.204	-9.000	-9.000	-999.	3020.	2470.2	1.00	1.50	1.00	6.70	315.	9.1	269.2	2.0
01	01	01	1	08	-64.0	1.296	-9.000	-9.000	-999.	3375.	3085.9	1.00	1.50	0.84	7.20	313.	9.1	269.2	2.0
01	01	01	1	09	-22.1	0.733	-9.000	-9.000	-999.	1848.	1621.6	1.00	1.50	0.55	4.10	297.	9.1	270.4	2.0
01	01	01	1	10	23.9	1.126	-9.000	-9.000	-999.	2737.	-5437.4	1.00	1.50	0.44	6.20	321.	9.1	270.4	2.0
01	01	01	1	11	61.7	1.131	-9.000	-9.000	-999.	2764.	-2129.5	1.00	1.50	0.41	6.20	334.	9.1	270.9	2.0
01	01	01	1	12	77.2	1.132	-9.000	-9.000	-999.	2771.	-1710.3	1.00	1.50	0.39	6.20	326.	9.1	272.0	2.0
01	01	01	1	13	77.0	1.222	-9.000	-9.000	-999.	3092.	-2151.5	1.00	1.50	0.39	6.70	323.	9.1	272.5	2.0
01	01	01	1	14	61.1	1.131	-9.000	-9.000	-999.	2788.	-2149.8	1.00	1.50	0.41	6.20	309.	9.1	273.1	2.0
01	01	01	1	15	32.5	0.752	-9.000	-9.000	-999.	1684.	-1188.6	1.00	1.50	0.45	4.10	342.	9.1	273.1	2.0
01	01	01	1	16	-17.4	0.919	-9.000	-9.000	-999.	2020.	4048.6	1.00	1.50	0.56	5.10	334.	9.1	273.1	2.0
01	01	01	1	17	-64.0	1.019	-9.000	-9.000	-999.	2355.	1501.5	1.00	1.50	0.86	5.70	321.	9.1	273.1	2.0
01	01	01	1	18	-63.7	0.906	-9.000	-9.000	-999.	2007.	1063.7	1.00	1.50	1.00	5.10	317.	9.1	272.0	2.0
01	01	01	1	19	-64.0	0.811	-9.000	-9.000	-999.	1698.	759.2	1.00	1.50	1.00	4.60	344.	9.1	272.0	2.0
01	01	01	1	20	-57.4	0.814	-9.000	-9.000	-999.	1688.	853.8	1.00	1.50	1.00	4.60	327.	9.1	270.9	2.0
01	01	01	1	21	-64.0	1.019	-9.000	-9.000	-999.	2355.	1504.6	1.00	1.50	1.00	5.70	330.	9.1	270.9	2.0
01	01	01	1	22	-64.0	1.204	-9.000	-9.000	-999.	3020.	2482.9	1.00	1.50	1.00	6.70	332.	9.1	270.4	2.0
01	01	01	1	23	-64.0	1.019	-9.000	-9.000	-999.	2422.	1505.2	1.00	1.50	1.00	5.70	340.	9.1	269.2	2.0
01	01	01	1	24	-64.0	0.906	-9.000	-9.000	-999.	2014.	1059.6	1.00	1.50	1.00	5.10	340.	9.1	269.2	2.0

First hour of profile data

YR	MO	DY	HR	HEIGHT	F	WDIR	WSPD	AMB_TMP	sigmaA	sigmaW	sigmaV
01	01	01	01	9.1	1	281.	7.70	269.3	99.0	-99.00	-99.00

F indicates top of profile (=1) or below (=0)

**MODELOPTs:
CONC DFAULT ELEV FLGPOL

*** THE 1ST HIGHEST 1-HR AVERAGE CONCENTRATION VALUES FOR SOURCE GROUP: ALL ***
INCLUDING SOURCE(S): BLOCK1 , BLOCK2 , BLOCK3 , BLOCK4 , BLOCK5 , BLOCK6 , BLOCK7 ,
BLOCK8 , BLOCK9 , BLOCK10 , BLOCK11 , BLOCK12 , BLOCK13 , BLOCK14 , BLOCK15 , BLOCK16 , BLOCK17 , BLOCK18 , BLOCK19 ,
BLOCK20 , BLOCK21 , BLOCK22 , BLOCK23 , BLOCK24 , BLOCK25 , BLOCK26 , BLOCK27 , BLOCK28 , BLOCK29 , BLOCK30 , . . . ,

*** DISCRETE CARTESIAN RECEPTOR POINTS ***

** CONC OF CO IN MICROGRAMS/M**3 **

X-COORD (M)	Y-COORD (M)	CONC	(YYMMDDHH)	X-COORD (M)	Y-COORD (M)	CONC	(YYMMDDHH)
10.40	-7.10	1039.24097	(01070902)	14.60	-1.10	1040.70215	(01070902)
18.80	5.00	1307.33215	(01070902)	23.00	11.20	1250.81470	(01070902)
27.20	17.30	1271.50098	(01070902)	31.40	23.50	1291.15479	(01070902)
35.60	29.60	1451.05884	(01110924)	39.80	35.70	1484.13171	(01070902)
44.00	41.90	1362.79468	(01070902)	48.20	48.00	1354.26929	(01070902)
52.40	54.20	1516.34888	(01110924)	56.60	60.30	1520.70422	(01070902)
60.80	66.40	1389.85620	(01070902)	65.00	72.60	1376.00354	(01070902)
69.20	78.70	1545.34180	(01110924)	73.40	84.90	1532.66895	(01070902)
77.60	91.00	1398.72424	(01070902)	81.80	97.20	1379.94177	(01070902)
86.00	103.30	1365.43616	(01070902)	90.20	109.40	1536.40601	(01110924)
94.40	115.60	1408.54260	(01110924)	98.60	121.70	1382.97388	(01110924)
102.80	127.90	1369.69238	(01110924)	107.00	134.00	1552.66431	(01110924)
111.20	140.10	1418.63599	(01110924)	115.40	146.30	1405.39709	(01110924)
119.60	152.40	1395.42737	(01110924)	123.80	158.60	1596.03381	(01110924)
128.00	164.70	1591.47339	(01110924)	132.20	170.80	1489.30554	(01110924)
136.40	177.00	1518.94678	(01110924)	140.60	183.10	1772.36841	(01110924)
144.80	189.30	1666.96521	(01110924)	149.00	195.40	1436.35901	(01110924)
153.20	201.60	1464.60535	(01082302)	157.40	207.70	1659.81165	(01082302)
161.60	213.80	1674.15039	(01082302)	165.80	220.00	1356.35217	(01082302)
170.00	226.10	1388.69141	(01082302)	174.20	232.30	1433.60706	(01082302)
178.40	238.40	1197.61035	(01082302)	182.60	244.50	1008.23651	(01082302)
186.80	250.70	858.07172	(01082302)	191.00	256.80	741.88867	(01091623)
195.20	263.00	650.77594	(01091623)	199.40	269.10	580.03613	(01111804)
203.60	275.30	525.53406	(01111804)	207.80	281.40	480.06610	(01111804)
212.00	287.50	441.35605	(01111804)	216.20	293.70	407.76099	(01111804)
220.40	299.80	378.82480	(01111804)	224.60	306.00	353.22949	(01111804)
228.80	312.10	330.83099	(01111804)	233.00	318.20	310.90207	(01111804)
237.20	324.40	292.95715	(01100124)	241.40	330.50	277.18698	(01100124)
6.20	-13.40	1031.16516	(01070902)	2.00	-19.50	875.53003	(01070902)
-2.20	-25.70	755.74994	(01070902)	-6.40	-31.80	664.51160	(01070902)

**MODELOPTs:
CONC DFAULT ELEV FLGPOL

*** THE 2ND HIGHEST 1-HR AVERAGE CONCENTRATION VALUES FOR SOURCE GROUP: ALL ***
INCLUDING SOURCE(S): BLOCK1 , BLOCK2 , BLOCK3 , BLOCK4 , BLOCK5 , BLOCK6 , BLOCK7 ,
BLOCK8 , BLOCK9 , BLOCK10 , BLOCK11 , BLOCK12 , BLOCK13 , BLOCK14 , BLOCK15 , BLOCK16 , BLOCK17 , BLOCK18 , BLOCK19 ,
BLOCK20 , BLOCK21 , BLOCK22 , BLOCK23 , BLOCK24 , BLOCK25 , BLOCK26 , BLOCK27 , BLOCK28 , BLOCK29 , BLOCK30 , . . . ,

*** DISCRETE CARTESIAN RECEPTOR POINTS ***

** CONC OF CO IN MICROGRAMS/M**3 **

X-COORD (M)	Y-COORD (M)	CONC	(YYMMDDHH)	X-COORD (M)	Y-COORD (M)	CONC	(YYMMDDHH)
10.40	-7.10	1017.80115	(01070305)	14.60	-1.10	1015.57709	(01070305)
18.80	5.00	1265.52197	(01110924)	23.00	11.20	1199.38330	(01110924)
27.20	17.30	1224.39368	(01110924)	31.40	23.50	1241.72876	(01110924)
35.60	29.60	1415.52673	(01070902)	39.80	35.70	1444.71533	(01110924)
44.00	41.90	1326.81116	(01110924)	48.20	48.00	1317.52649	(01110924)
52.40	54.20	1464.30078	(01070902)	56.60	60.30	1495.67883	(01110924)
60.80	66.40	1367.97278	(01110924)	65.00	72.60	1352.32043	(01110924)
69.20	78.70	1479.35803	(01070902)	73.40	84.90	1522.77197	(01110924)
77.60	91.00	1391.37524	(01110924)	81.80	97.20	1371.22607	(01110924)
86.00	103.30	1357.23694	(01110924)	90.20	109.40	1527.03613	(01070902)
94.40	115.60	1397.38086	(01070902)	98.60	121.70	1371.28064	(01070902)
102.80	127.90	1356.93506	(01070902)	107.00	134.00	1519.32312	(01070902)
111.20	140.10	1389.12244	(01070902)	115.40	146.30	1366.79138	(01070902)
119.60	152.40	1351.68591	(01070902)	123.80	158.60	1459.00610	(01070902)
128.00	164.70	1517.26953	(01070902)	132.20	170.80	1394.27271	(01070902)
136.40	177.00	1403.71509	(01070902)	140.60	183.10	1602.02441	(01101601)
144.80	189.30	1560.20068	(01082302)	149.00	195.40	1387.69641	(01082302)
153.20	201.60	1446.64209	(01091623)	157.40	207.70	1636.70007	(01091623)
161.60	213.80	1652.95825	(01091523)	165.80	220.00	1334.09753	(01091623)
170.00	226.10	1369.36340	(01091523)	174.20	232.30	1408.75586	(01091623)
178.40	238.40	1181.79773	(01091623)	182.60	244.50	999.71918	(01091623)
186.80	250.70	855.00714	(01091623)	191.00	256.80	741.18567	(01082302)
195.20	263.00	647.27576	(01082302)	199.40	269.10	577.88239	(01091623)
203.60	275.30	519.84418	(01100124)	207.80	281.40	475.66843	(01100124)
212.00	287.50	437.99011	(01100124)	216.20	293.70	405.30142	(01100124)
220.40	299.80	377.04285	(01100124)	224.60	306.00	352.06689	(01100124)
228.80	312.10	330.13177	(01100124)	233.00	318.20	310.59268	(01100124)
237.20	324.40	292.89081	(01111804)	241.40	330.50	276.84265	(01111804)
6.20	-13.40	1025.23096	(01070305)	2.00	-19.50	866.75043	(01070305)
-2.20	-25.70	739.81018	(01021320)	-6.40	-31.80	647.60645	(01021320)

**MODELOPTs:
CONC DFAULT ELEV FLGPOL

*** THE 1ST HIGHEST 8-HR AVERAGE CONCENTRATION VALUES FOR SOURCE GROUP: ALL ***
INCLUDING SOURCE(S): BLOCK1 , BLOCK2 , BLOCK3 , BLOCK4 , BLOCK5 , BLOCK6 , BLOCK7 ,
BLOCK8 , BLOCK9 , BLOCK10 , BLOCK11 , BLOCK12 , BLOCK13 , BLOCK14 , BLOCK15 , BLOCK16 , BLOCK17 , BLOCK18 , BLOCK19 ,
BLOCK20 , BLOCK21 , BLOCK22 , BLOCK23 , BLOCK24 , BLOCK25 , BLOCK26 , BLOCK27 , BLOCK28 , BLOCK29 , BLOCK30 , . . . ,

*** DISCRETE CARTESIAN RECEPTOR POINTS ***

** CONC OF CO IN MICROGRAMS/M**3 **

X-COORD (M)	Y-COORD (M)	CONC	(YYMMDDHH)	X-COORD (M)	Y-COORD (M)	CONC	(YYMMDDHH)
10.40	-7.10	667.72021c	(01121008)	14.60	-1.10	679.34967c	(01121008)
18.80	5.00	875.40808c	(01121008)	23.00	11.20	843.59045c	(01121008)
27.20	17.30	873.41394c	(01121008)	31.40	23.50	894.82092c	(01121008)
35.60	29.60	1035.85583c	(01121008)	39.80	35.70	1035.89905c	(01121008)
44.00	41.90	965.52338c	(01121008)	48.20	48.00	968.79034c	(01121008)
52.40	54.20	1096.89099c	(01121008)	56.60	60.30	1084.34155c	(01121008)
60.80	66.40	1003.24176c	(01121008)	65.00	72.60	1002.79718c	(01121008)
69.20	78.70	1124.96301c	(01121008)	73.40	84.90	1109.74683c	(01121008)
77.60	91.00	1025.65076c	(01121008)	81.80	97.20	1023.56085c	(01121008)
86.00	103.30	1015.30286c	(01121008)	90.20	109.40	1121.51221c	(01121008)
94.40	115.60	1039.64722c	(01121008)	98.60	121.70	1032.26697c	(01121008)
102.80	127.90	1024.00623c	(01121008)	107.00	134.00	1140.73315c	(01121008)
111.20	140.10	1049.78076c	(01121008)	115.40	146.30	1043.32239c	(01121008)
119.60	152.40	1036.87524c	(01121008)	123.80	158.60	1163.15491c	(01121008)
128.00	164.70	1155.48706c	(01121008)	132.20	170.80	1086.12903c	(01121008)
136.40	177.00	1106.09204c	(01121008)	140.60	183.10	1262.96960c	(01121008)
144.80	189.30	1201.06714c	(01121008)	149.00	195.40	1055.53174c	(01121008)
153.20	201.60	1007.63098c	(01121008)	157.40	207.70	1115.95337c	(01121008)
161.60	213.80	1065.23633	(01111808)	165.80	220.00	873.78412	(01111808)
170.00	226.10	891.21924	(01111808)	174.20	232.30	909.26965	(01111808)
178.40	238.40	755.54523	(01111808)	182.60	244.50	636.38049	(01111808)
186.80	250.70	543.20996	(01111808)	191.00	256.80	470.71326	(01111808)
195.20	263.00	412.76749	(01111808)	199.40	269.10	366.45551	(01111808)
203.60	275.30	328.21310	(01111808)	207.80	281.40	296.72943	(01111808)
212.00	287.50	270.20737	(01111808)	216.20	293.70	247.38724	(01111808)
220.40	299.80	227.93338	(01111808)	224.60	306.00	210.84990	(01111808)
228.80	312.10	196.03381	(01111808)	233.00	318.20	182.94601	(01111808)
237.20	324.40	171.18719	(01111808)	241.40	330.50	160.78873	(01111808)
6.20	-13.40	652.91217c	(01121008)	2.00	-19.50	534.30170c	(01121008)
-2.20	-25.70	445.42154c	(01121008)	-6.40	-31.80	379.18253c	(01121008)

**MODELOPTs:
CONC DFAULT ELEV FLGPOL

*** THE 2ND HIGHEST 8-HR AVERAGE CONCENTRATION VALUES FOR SOURCE GROUP: ALL ***
INCLUDING SOURCE(S): BLOCK1 , BLOCK2 , BLOCK3 , BLOCK4 , BLOCK5 , BLOCK6 , BLOCK7 ,
BLOCK8 , BLOCK9 , BLOCK10 , BLOCK11 , BLOCK12 , BLOCK13 , BLOCK14 , BLOCK15 , BLOCK16 , BLOCK17 , BLOCK18 , BLOCK19 ,
BLOCK20 , BLOCK21 , BLOCK22 , BLOCK23 , BLOCK24 , BLOCK25 , BLOCK26 , BLOCK27 , BLOCK28 , BLOCK29 , BLOCK30 , . . . ,

*** DISCRETE CARTESIAN RECEPTOR POINTS ***

** CONC OF CO IN MICROGRAMS/M**3 **

X-COORD (M)	Y-COORD (M)	CONC	(YYMMDDHH)	X-COORD (M)	Y-COORD (M)	CONC	(YYMMDDHH)
10.40	-7.10	558.10980	(01091908)	14.60	-1.10	558.31702	(01091908)
18.80	5.00	716.52069c	(01122308)	23.00	11.20	686.51367c	(01122308)
27.20	17.30	716.69904c	(01122308)	31.40	23.50	742.86682c	(01122308)
35.60	29.60	853.80096c	(01122308)	39.80	35.70	861.17627c	(01122308)
44.00	41.90	789.24127c	(01122308)	48.20	48.00	795.33411c	(01122308)
52.40	54.20	897.18665c	(01122308)	56.60	60.30	903.58667	(01100908)
60.80	66.40	816.52374c	(01122308)	65.00	72.60	830.96039	(01100908)
69.20	78.70	930.31451	(01100908)	73.40	84.90	934.83167	(01100908)
77.60	91.00	842.43152	(01100908)	81.80	97.20	854.05542	(01100908)
86.00	103.30	864.07495	(01100908)	90.20	109.40	951.90582	(01100908)
94.40	115.60	860.74774	(01100908)	98.60	121.70	867.52728	(01100908)
102.80	127.90	876.22888	(01100908)	107.00	134.00	973.55640	(01100908)
111.20	140.10	874.30676	(01100908)	115.40	146.30	881.19440	(01100908)
119.60	152.40	890.65295	(01111808)	123.80	158.60	993.43134	(01100908)
128.00	164.70	991.41840	(01100908)	132.20	170.80	917.11755	(01100908)
136.40	177.00	951.20844	(01100908)	140.60	183.10	1083.50305	(01100908)
144.80	189.30	1071.04883	(01100908)	149.00	195.40	955.57886	(01100908)
153.20	201.60	980.76355	(01111808)	157.40	207.70	1100.00281	(01100908)
161.60	213.80	1036.90491	(01100908)	165.80	220.00	782.76794	(01100124)
170.00	226.10	783.45770	(01100124)	174.20	232.30	771.03394	(01100124)
178.40	238.40	602.44525c	(01082308)	182.60	244.50	492.03094c	(01082308)
186.80	250.70	409.98517c	(01082308)	191.00	256.80	350.11298	(01102108)
195.20	263.00	307.40567	(01102108)	199.40	269.10	273.22546	(01102108)
203.60	275.30	245.20856	(01102108)	207.80	281.40	222.09586	(01102108)
212.00	287.50	202.46397	(01102108)	216.20	293.70	185.62024	(01102108)
220.40	299.80	171.18005	(01102108)	224.60	306.00	158.64821	(01100308)
228.80	312.10	148.03752	(01100308)	233.00	318.20	138.65501	(01100308)
237.20	324.40	130.24080	(01100308)	241.40	330.50	122.76286	(01100308)
6.20	-13.40	553.15009	(01091908)	2.00	-19.50	465.80844	(01091908)
-2.20	-25.70	396.05673	(01091908)	-6.40	-31.80	343.52637	(01091908)

**MODELOPTs:
CONC DFAULT ELEV FLGPOL

*** THE MAXIMUM 10 1-HR AVERAGE CONCENTRATION VALUES FOR SOURCE GROUP: ALL ***
INCLUDING SOURCE(S): BLOCK1 , BLOCK2 , BLOCK3 , BLOCK4 , BLOCK5 , BLOCK6 , BLOCK7 ,
BLOCK8 , BLOCK9 , BLOCK10 , BLOCK11 , BLOCK12 , BLOCK13 , BLOCK14 , BLOCK15 , BLOCK16 , BLOCK17 , BLOCK18 , BLOCK19 ,
BLOCK20 , BLOCK21 , BLOCK22 , BLOCK23 , BLOCK24 , BLOCK25 , BLOCK26 , BLOCK27 , BLOCK28 , BLOCK29 , BLOCK30 , . . . ,

** CONC OF CO IN MICROGRAMS/M**3 **

RANK	CONC	(YYMMDDHH)	AT	RECEPTOR (XR,YR)		OF TYPE	RANK	CONC	(YYMMDDHH)	AT	RECEPTOR (XR,YR)		OF TYPE
1.	1772.36841	(01110924)	AT (	140.60,	183.10)	DC	6.	1647.07007	(01091623)	AT (	161.60,	213.80)	DC
2.	1674.15039	(01082302)	AT (	161.60,	213.80)	DC	7.	1638.08704	(01080904)	AT (	161.60,	213.80)	DC
3.	1666.96521	(01110924)	AT (	144.80,	189.30)	DC	8.	1636.70007	(01091623)	AT (	157.40,	207.70)	DC
4.	1659.81165	(01082302)	AT (	157.40,	207.70)	DC	9.	1632.62268	(01091523)	AT (	157.40,	207.70)	DC
5.	1652.95825	(01091523)	AT (	161.60,	213.80)	DC	10.	1629.69897	(01111802)	AT (	161.60,	213.80)	DC

*** RECEPTOR TYPES: GC = GRIDCART
GP = GRIDPOLR
DC = DISCCART
DP = DISCPOLR

**MODELOPTs:
CONC DFAULT ELEV FLGPOL

*** THE MAXIMUM 10 8-HR AVERAGE CONCENTRATION VALUES FOR SOURCE GROUP: ALL ***
INCLUDING SOURCE(S): BLOCK1 , BLOCK2 , BLOCK3 , BLOCK4 , BLOCK5 , BLOCK6 , BLOCK7 ,
BLOCK8 , BLOCK9 , BLOCK10 , BLOCK11 , BLOCK12 , BLOCK13 , BLOCK14 , BLOCK15 , BLOCK16 , BLOCK17 , BLOCK18 , BLOCK19 ,
BLOCK20 , BLOCK21 , BLOCK22 , BLOCK23 , BLOCK24 , BLOCK25 , BLOCK26 , BLOCK27 , BLOCK28 , BLOCK29 , BLOCK30 , . . . ,

** CONC OF CO IN MICROGRAMS/M**3 **

RANK	CONC	(YYMMDDHH)	AT	RECEPTOR (XR,YR)		OF TYPE	RANK	CONC	(YYMMDDHH)	AT	RECEPTOR (XR,YR)		OF TYPE
1.	1262.96960c	(01121008)	AT (	140.60,	183.10)	DC	6.	1124.96301c	(01121008)	AT (	69.20,	78.70)	DC
2.	1201.06714c	(01121008)	AT (	144.80,	189.30)	DC	7.	1121.51221c	(01121008)	AT (	90.20,	109.40)	DC
3.	1163.15491c	(01121008)	AT (	123.80,	158.60)	DC	8.	1115.95337c	(01121008)	AT (	157.40,	207.70)	DC
4.	1155.48706c	(01121008)	AT (	128.00,	164.70)	DC	9.	1109.74683c	(01121008)	AT (	73.40,	84.90)	DC
5.	1140.73315c	(01121008)	AT (	107.00,	134.00)	DC	10.	1106.09204c	(01121008)	AT (	136.40,	177.00)	DC

*** RECEPTOR TYPES: GC = GRIDCART
GP = GRIDPOLR
DC = DISCCART
DP = DISCPOLR

CONC DFAULT ELEV FLGPOL

*** THE SUMMARY OF HIGHEST 1-HR RESULTS ***

** CONC OF CO IN MICROGRAMS/M**3 **

GROUP ID			AVERAGE CONC	DATE (YYMMDDHH)	RECEPTOR (XR, YR, ZELEV, ZHILL, ZFLAG)					NETWORK OF TYPE	GRID-ID
ALL	HIGH	1ST HIGH VALUE IS	1772.36841	ON 01110924: AT (	140.60,	183.10,	0.00,	0.00,	1.80)	DC	
	HIGH	2ND HIGH VALUE IS	1652.95825	ON 01091523: AT (	161.60,	213.80,	0.00,	0.00,	1.80)	DC	

*** RECEPTOR TYPES: GC = GRIDCART
GP = GRIDPOLR
DC = DISCCART
DP = DISCPOLR

*** THE SUMMARY OF HIGHEST 8-HR RESULTS ***

** CONC OF CO IN MICROGRAMS/M**3 **

GROUP ID		AVERAGE CONC	DATE (YYMMDDHH)	RECEPTOR (XR, YR, ZELEV, ZHILL, ZFLAG)	NETWORK OF TYPE	GRID-ID
ALL	HIGH 1ST HIGH VALUE IS	1262.96960c	ON 01121008:	AT (140.60, 183.10, 0.00, 0.00, 1.80)	DC	
	HIGH 2ND HIGH VALUE IS	1100.00281	ON 01100908:	AT (157.40, 207.70, 0.00, 0.00, 1.80)	DC	

*** RECEPTOR TYPES: GC = GRIDCART
GP = GRIDPOLR
DC = DISCCART
DP = DISCPOLR

**MODELOPTs:
CONC DFAULT ELEV FLGPOL

*** Message Summary : AERMOD Model Execution ***

--------- Summary of Total Messages --------

A Total of 0 Fatal Error Message(s)
A Total of 61 Warning Message(s)
A Total of 132 Informational Message(s)

A Total of 126 Calm Hours Identified

A Total of 6 Missing Hours Identified (0.07 Percent)

******** FATAL ERROR MESSAGES ********
*** NONE ***

******** WARNING MESSAGES ********

CO W206	3	MODOPT:Regulatory DFAULT Overrides Non-DFAULT Option For FLAT
RE W228	150	DISCAR:Default(s) Used for Missing Parameters on Keyword DISCCART
RE W228	151	DISCAR:Default(s) Used for Missing Parameters on Keyword DISCCART
RE W228	152	DISCAR:Default(s) Used for Missing Parameters on Keyword DISCCART
RE W228	153	DISCAR:Default(s) Used for Missing Parameters on Keyword DISCCART
RE W228	154	DISCAR:Default(s) Used for Missing Parameters on Keyword DISCCART
RE W228	155	DISCAR:Default(s) Used for Missing Parameters on Keyword DISCCART
RE W228	156	DISCAR:Default(s) Used for Missing Parameters on Keyword DISCCART
RE W228	157	DISCAR:Default(s) Used for Missing Parameters on Keyword DISCCART
RE W228	158	DISCAR:Default(s) Used for Missing Parameters on Keyword DISCCART
RE W228	159	DISCAR:Default(s) Used for Missing Parameters on Keyword DISCCART
RE W228	160	DISCAR:Default(s) Used for Missing Parameters on Keyword DISCCART
RE W228	161	DISCAR:Default(s) Used for Missing Parameters on Keyword DISCCART
RE W228	162	DISCAR:Default(s) Used for Missing Parameters on Keyword DISCCART
RE W228	163	DISCAR:Default(s) Used for Missing Parameters on Keyword DISCCART
RE W228	164	DISCAR:Default(s) Used for Missing Parameters on Keyword DISCCART
RE W228	165	DISCAR:Default(s) Used for Missing Parameters on Keyword DISCCART
RE W228	166	DISCAR:Default(s) Used for Missing Parameters on Keyword DISCCART
RE W228	167	DISCAR:Default(s) Used for Missing Parameters on Keyword DISCCART
RE W228	168	DISCAR:Default(s) Used for Missing Parameters on Keyword DISCCART
RE W228	169	DISCAR:Default(s) Used for Missing Parameters on Keyword DISCCART
RE W228	170	DISCAR:Default(s) Used for Missing Parameters on Keyword DISCCART
RE W228	171	DISCAR:Default(s) Used for Missing Parameters on Keyword DISCCART
RE W228	172	DISCAR:Default(s) Used for Missing Parameters on Keyword DISCCART
RE W228	173	DISCAR:Default(s) Used for Missing Parameters on Keyword DISCCART
RE W228	174	DISCAR:Default(s) Used for Missing Parameters on Keyword DISCCART
RE W228	175	DISCAR:Default(s) Used for Missing Parameters on Keyword DISCCART
RE W228	176	DISCAR:Default(s) Used for Missing Parameters on Keyword DISCCART
RE W228	177	DISCAR:Default(s) Used for Missing Parameters on Keyword DISCCART
RE W228	178	DISCAR:Default(s) Used for Missing Parameters on Keyword DISCCART
RE W228	179	DISCAR:Default(s) Used for Missing Parameters on Keyword DISCCART
RE W228	180	DISCAR:Default(s) Used for Missing Parameters on Keyword DISCCART
RE W228	181	DISCAR:Default(s) Used for Missing Parameters on Keyword DISCCART
RE W228	182	DISCAR:Default(s) Used for Missing Parameters on Keyword DISCCART
RE W228	183	DISCAR:Default(s) Used for Missing Parameters on Keyword DISCCART

```
RE W228   184 DISCAR:Default(s) Used for Missing Parameters on Keyword  DISCCART
RE W228   185 DISCAR:Default(s) Used for Missing Parameters on Keyword  DISCCART
RE W228   186 DISCAR:Default(s) Used for Missing Parameters on Keyword  DISCCART
RE W228   187 DISCAR:Default(s) Used for Missing Parameters on Keyword  DISCCART
RE W228   188 DISCAR:Default(s) Used for Missing Parameters on Keyword  DISCCART
RE W228   189 DISCAR:Default(s) Used for Missing Parameters on Keyword  DISCCART
RE W228   190 DISCAR:Default(s) Used for Missing Parameters on Keyword  DISCCART
RE W228   191 DISCAR:Default(s) Used for Missing Parameters on Keyword  DISCCART
RE W228   192 DISCAR:Default(s) Used for Missing Parameters on Keyword  DISCCART
RE W228   193 DISCAR:Default(s) Used for Missing Parameters on Keyword  DISCCART
RE W228   194 DISCAR:Default(s) Used for Missing Parameters on Keyword  DISCCART
RE W228   195 DISCAR:Default(s) Used for Missing Parameters on Keyword  DISCCART
RE W228   196 DISCAR:Default(s) Used for Missing Parameters on Keyword  DISCCART
RE W228   197 DISCAR:Default(s) Used for Missing Parameters on Keyword  DISCCART
RE W228   198 DISCAR:Default(s) Used for Missing Parameters on Keyword  DISCCART
RE W228   199 DISCAR:Default(s) Used for Missing Parameters on Keyword  DISCCART
RE W228   200 DISCAR:Default(s) Used for Missing Parameters on Keyword  DISCCART
RE W228   201 DISCAR:Default(s) Used for Missing Parameters on Keyword  DISCCART
RE W228   202 DISCAR:Default(s) Used for Missing Parameters on Keyword  DISCCART
RE W228   203 DISCAR:Default(s) Used for Missing Parameters on Keyword  DISCCART
RE W228   204 DISCAR:Default(s) Used for Missing Parameters on Keyword  DISCCART
RE W228   205 DISCAR:Default(s) Used for Missing Parameters on Keyword  DISCCART
RE W228   206 DISCAR:Default(s) Used for Missing Parameters on Keyword  DISCCART
RE W228   207 DISCAR:Default(s) Used for Missing Parameters on Keyword  DISCCART
RE W228   208 DISCAR:Default(s) Used for Missing Parameters on Keyword  DISCCART
RE W228   209 DISCAR:Default(s) Used for Missing Parameters on Keyword  DISCCART

   ************************************
   *** AERMOD Finishes Successfully ***
   ************************************
```

```
CO STARTING
   TITLEONE  HSS FDR 68St-Site Platform AQ-Build Condition
   MODELOPT  CONC DFAULT  FLAT
   AVERTIME  1  8
   POLLUTID  CO
   RUNORNOT  RUN
   URBANOPT  1500000
   ERRORFIL  ERRORS.OUT
   FLAGPOLE  1.8
CO FINISHED

SO STARTING
** Source Location              X      Y      Z
** Parameters:                 -----  -----  ----
** FDR Northbound
   LOCATION  BLOCK1   VOLUME    7.3    0.7   0.
   LOCATION  BLOCK2   VOLUME   12.8    8.8   0.
   LOCATION  BLOCK3   VOLUME   18.3   16.9   0.
   LOCATION  BLOCK4   VOLUME   23.9   24.9   0.
   LOCATION  BLOCK5   VOLUME   29.4   33.0   0.
   LOCATION  BLOCK6   VOLUME   34.9   41.0   0.
   LOCATION  BLOCK7   VOLUME   40.4   49.1   0.
   LOCATION  BLOCK8   VOLUME   45.9   57.1   0.
   LOCATION  BLOCK9   VOLUME   51.4   65.2   0.
   LOCATION  BLOCK10  VOLUME   56.9   73.3   0.
   LOCATION  BLOCK11  VOLUME   62.4   81.3   0.
   LOCATION  BLOCK12  VOLUME   67.9   89.4   0.
   LOCATION  BLOCK13  VOLUME   73.5   97.4   0.
   LOCATION  BLOCK14  VOLUME   79.0  105.5   0.
   LOCATION  BLOCK15  VOLUME   84.5  113.5   0.
   LOCATION  BLOCK16  VOLUME   90.0  121.6   0.
   LOCATION  BLOCK17  VOLUME   95.5  129.6   0.
   LOCATION  BLOCK18  VOLUME  101.0  137.7   0.
   LOCATION  BLOCK19  VOLUME  106.5  145.8   0.
   LOCATION  BLOCK20  VOLUME  112.0  153.8   0.
   LOCATION  BLOCK21  VOLUME  117.5  161.9   0.
   LOCATION  BLOCK22  VOLUME  123.0  169.9   0.
   LOCATION  BLOCK23  VOLUME  128.6  178.0   0.
   LOCATION  BLOCK24  VOLUME  134.1  186.0   0.
   LOCATION  BLOCK25  VOLUME  139.6  194.1   0.
   LOCATION  BLOCK26  VOLUME  145.1  202.2   0.
   LOCATION  BLOCK27  VOLUME  150.6  210.2   0.
   LOCATION  BLOCK28  VOLUME  156.1  218.3   0.
   LOCATION  BLOCK29  VOLUME  161.6  226.3   0.

** FDR Southbound
   LOCATION  BLOCK30  VOLUME   -1.8    7.3   0.
   LOCATION  BLOCK31  VOLUME    3.7   15.4   0.
   LOCATION  BLOCK32  VOLUME    9.2   23.4   0.
   LOCATION  BLOCK33  VOLUME   14.7   31.5   0.
   LOCATION  BLOCK34  VOLUME   20.2   39.5   0.
   LOCATION  BLOCK35  VOLUME   25.7   47.6   0.
```

```
   LOCATION   BLOCK36  VOLUME    31.2    55.6    0.
   LOCATION   BLOCK37  VOLUME    36.8    63.7    0.
   LOCATION   BLOCK38  VOLUME    42.3    71.8    0.
   LOCATION   BLOCK39  VOLUME    47.8    79.8    0.
   LOCATION   BLOCK40  VOLUME    53.3    87.9    0.
   LOCATION   BLOCK41  VOLUME    58.8    95.9    0.
   LOCATION   BLOCK42  VOLUME    64.3   104.0    0.
   LOCATION   BLOCK43  VOLUME    69.8   112.0    0.
   LOCATION   BLOCK44  VOLUME    75.3   120.1    0.
   LOCATION   BLOCK45  VOLUME    80.8   128.2    0.
   LOCATION   BLOCK46  VOLUME    86.4   136.2    0.
   LOCATION   BLOCK47  VOLUME    91.9   144.3    0.
   LOCATION   BLOCK48  VOLUME    97.4   152.3    0.
   LOCATION   BLOCK49  VOLUME   102.9   160.4    0.
   LOCATION   BLOCK50  VOLUME   108.4   168.4    0.
   LOCATION   BLOCK51  VOLUME   113.9   176.5    0.
   LOCATION   BLOCK52  VOLUME   119.4   184.6    0.
   LOCATION   BLOCK53  VOLUME   124.9   192.6    0.
   LOCATION   BLOCK54  VOLUME   130.4   200.7    0.
   LOCATION   BLOCK55  VOLUME   135.9   208.7    0.
   LOCATION   BLOCK56  VOLUME   141.5   216.8    0.
   LOCATION   BLOCK57  VOLUME   147.0   224.8    0.
   LOCATION   BLOCK58  VOLUME   152.5   232.9    0.

   URBANSRC BLOCK1-BLOCK58

** Volume Source        Rate   Height    Sy     Sz
** Parameters:         ------  -----   -----  -----
** FDR Northbound
   SRCPARAM   BLOCK1  0.0403    2.6     4.5    2.4
   SRCPARAM   BLOCK2  0.0403    2.6     4.5    2.4
   SRCPARAM   BLOCK3  0.0403    2.6     4.5    2.4
   SRCPARAM   BLOCK4  0.0403    2.6     4.5    2.4
   SRCPARAM   BLOCK5  0.0403    2.6     4.5    2.4
   SRCPARAM   BLOCK6  0.0403    2.6     4.5    2.4
   SRCPARAM   BLOCK7  0.0403    2.6     4.5    2.4
   SRCPARAM   BLOCK8  0.0403    2.6     4.5    2.4
   SRCPARAM   BLOCK9  0.0403    2.6     4.5    2.4
   SRCPARAM   BLOCK10 0.0403    2.6     4.5    2.4
   SRCPARAM   BLOCK11 0.0403    2.6     4.5    2.4
   SRCPARAM   BLOCK12 0.0403    2.6     4.5    2.4
   SRCPARAM   BLOCK13 0.0403    2.6     4.5    2.4
   SRCPARAM   BLOCK14 0.0403    2.6     4.5    2.4
   SRCPARAM   BLOCK15 0.0403    2.6     4.5    2.4
   SRCPARAM   BLOCK16 0.0403    2.6     4.5    2.4
   SRCPARAM   BLOCK17 0.0403    2.6     4.5    2.4
   SRCPARAM   BLOCK18 0.0403    2.6     4.5    2.4
   SRCPARAM   BLOCK19 0.0403    2.6     4.5    2.4
   SRCPARAM   BLOCK20 0.0403    2.6     4.5    2.4
   SRCPARAM   BLOCK21 0.0403    2.6     4.5    2.4
   SRCPARAM   BLOCK22 0.0403    2.6     4.5    2.4
   SRCPARAM   BLOCK23 0.0403    2.6     4.5    2.4
```

```
   SRCPARAM  BLOCK24  0.0403   2.6     4.5   2.4
   SRCPARAM  BLOCK25  0.0626   2.6     4.5   2.4
   SRCPARAM  BLOCK26  0.0626   2.6     4.5   2.4
   SRCPARAM  BLOCK27  0.0626   2.6     4.5   2.4
   SRCPARAM  BLOCK28  0.0626   2.6     4.5   2.4
   SRCPARAM  BLOCK29  0.0626   2.6     4.5   2.4

** FDR Southbound with Service Road addition
   SRCPARAM  BLOCK30  0.0441   2.6     4.5   2.4
   SRCPARAM  BLOCK31  0.0441   2.6     4.5   2.4
   SRCPARAM  BLOCK32  0.0441   2.6     4.5   2.4
   SRCPARAM  BLOCK33  0.0441   2.6     4.5   2.4
   SRCPARAM  BLOCK34  0.0441   2.6     4.5   2.4
   SRCPARAM  BLOCK35  0.0441   2.6     4.5   2.4
   SRCPARAM  BLOCK36  0.0441   2.6     4.5   2.4
   SRCPARAM  BLOCK37  0.0441   2.6     4.5   2.4
   SRCPARAM  BLOCK38  0.0441   2.6     4.5   2.4
   SRCPARAM  BLOCK39  0.0441   2.6     4.5   2.4
   SRCPARAM  BLOCK40  0.0441   2.6     4.5   2.4
   SRCPARAM  BLOCK41  0.0441   2.6     4.5   2.4
   SRCPARAM  BLOCK42  0.0441   2.6     4.5   2.4
   SRCPARAM  BLOCK43  0.0441   2.6     4.5   2.4
   SRCPARAM  BLOCK44  0.0441   2.6     4.5   2.4
   SRCPARAM  BLOCK45  0.0441   2.6     4.5   2.4
   SRCPARAM  BLOCK46  0.0441   2.6     4.5   2.4
   SRCPARAM  BLOCK47  0.0441   2.6     4.5   2.4
   SRCPARAM  BLOCK48  0.0441   2.6     4.5   2.4
   SRCPARAM  BLOCK49  0.0441   2.6     4.5   2.4
   SRCPARAM  BLOCK50  0.0441   2.6     4.5   2.4
   SRCPARAM  BLOCK51  0.0441   2.6     4.5   2.4
   SRCPARAM  BLOCK52  0.0441   2.6     4.5   2.4
   SRCPARAM  BLOCK53  0.0441   2.6     4.5   2.4
   SRCPARAM  BLOCK54  0.0744   2.6     4.5   2.4
   SRCPARAM  BLOCK55  0.0744   2.6     4.5   2.4
   SRCPARAM  BLOCK56  0.0744   2.6     4.5   2.4
   SRCPARAM  BLOCK57  0.0744   2.6     4.5   2.4
   SRCPARAM  BLOCK58  0.0744   2.6     4.5   2.4

   SRCGROUP  ALL
SO FINISHED

RE STARTING
   ELEVUNIT METERS
** Receptor     X             Y
** Location  ------    ------
   DISCCART    10.4      -7.1
   DISCCART    14.6      -1.1
   DISCCART    18.8       5.0
   DISCCART    23.0      11.2
   DISCCART    27.2      17.3
   DISCCART    31.4      23.5
   DISCCART    35.6      29.6
```

DISCCART	39.8	35.7
DISCCART	44.0	41.9
DISCCART	48.2	48.0
DISCCART	52.4	54.2
DISCCART	56.6	60.3
DISCCART	60.8	66.4
DISCCART	65.0	72.6
DISCCART	69.2	78.7
DISCCART	73.4	84.9
DISCCART	77.6	91.0
DISCCART	81.8	97.2
DISCCART	86.0	103.3
DISCCART	90.2	109.4
DISCCART	94.4	115.6
DISCCART	98.6	121.7
DISCCART	102.8	127.9
DISCCART	107.0	134.0
DISCCART	111.2	140.1
DISCCART	115.4	146.3
DISCCART	119.6	152.4
DISCCART	123.8	158.6
DISCCART	128.0	164.7
DISCCART	132.2	170.8
DISCCART	136.4	177.0
DISCCART	140.6	183.1
DISCCART	144.8	189.3
DISCCART	149.0	195.4
DISCCART	153.2	201.6
DISCCART	157.4	207.7
DISCCART	161.6	213.8
DISCCART	165.8	220.0
DISCCART	170.0	226.1
DISCCART	174.2	232.3
DISCCART	178.4	238.4
DISCCART	182.6	244.5
DISCCART	186.8	250.7
DISCCART	191.0	256.8
DISCCART	195.2	263.0
DISCCART	199.4	269.1
DISCCART	203.6	275.3
DISCCART	207.8	281.4
DISCCART	212.0	287.5
DISCCART	216.2	293.7
DISCCART	220.4	299.8
DISCCART	224.6	306.0
DISCCART	228.8	312.1
DISCCART	233.0	318.2
DISCCART	237.2	324.4
DISCCART	241.4	330.5
DISCCART	6.2	-13.4
DISCCART	2.0	-19.5
DISCCART	-2.2	-25.7

```
   DISCCART    -6.4    -31.8

RE FINISHED

ME STARTING
   SURFFILE  LGAOKX02.SFC
   PROFFILE  LGAOKX02.PFL
   SURFDATA  14732  2002  LA GUARDIA
   UAIRDATA  94703  2002  BROOKHAVEN
   PROFBASE  0.0
ME FINISHED

OU STARTING
   RECTABLE  ALLAVE  FIRST-SECOND
   MAXTABLE  ALLAVE  10
OU FINISHED


 *** Message Summary For AERMOD Model Setup ***

 --------- Summary of Total Messages --------

A Total of            0 Fatal Error Message(s)
A Total of           61 Warning Message(s)
A Total of            0 Informational Message(s)


   ******** FATAL ERROR MESSAGES ********
              ***  NONE  ***


   ********   WARNING MESSAGES   ********
CO W206     3 MODOPT:Regulatory DFAULT Overrides Non-DFAULT Option For  FLAT
RE W228   150 DISCAR:Default(s) Used for Missing Parameters on Keyword  DISCCART
RE W228   151 DISCAR:Default(s) Used for Missing Parameters on Keyword  DISCCART
RE W228   152 DISCAR:Default(s) Used for Missing Parameters on Keyword  DISCCART
RE W228   153 DISCAR:Default(s) Used for Missing Parameters on Keyword  DISCCART
RE W228   154 DISCAR:Default(s) Used for Missing Parameters on Keyword  DISCCART
RE W228   155 DISCAR:Default(s) Used for Missing Parameters on Keyword  DISCCART
RE W228   156 DISCAR:Default(s) Used for Missing Parameters on Keyword  DISCCART
RE W228   157 DISCAR:Default(s) Used for Missing Parameters on Keyword  DISCCART
RE W228   158 DISCAR:Default(s) Used for Missing Parameters on Keyword  DISCCART
RE W228   159 DISCAR:Default(s) Used for Missing Parameters on Keyword  DISCCART
RE W228   160 DISCAR:Default(s) Used for Missing Parameters on Keyword  DISCCART
RE W228   161 DISCAR:Default(s) Used for Missing Parameters on Keyword  DISCCART
RE W228   162 DISCAR:Default(s) Used for Missing Parameters on Keyword  DISCCART
RE W228   163 DISCAR:Default(s) Used for Missing Parameters on Keyword  DISCCART
RE W228   164 DISCAR:Default(s) Used for Missing Parameters on Keyword  DISCCART
RE W228   165 DISCAR:Default(s) Used for Missing Parameters on Keyword  DISCCART
RE W228   166 DISCAR:Default(s) Used for Missing Parameters on Keyword  DISCCART
RE W228   167 DISCAR:Default(s) Used for Missing Parameters on Keyword  DISCCART
RE W228   168 DISCAR:Default(s) Used for Missing Parameters on Keyword  DISCCART
```

```
RE W228   169 DISCAR:Default(s) Used for Missing Parameters on Keyword  DISCCART
RE W228   170 DISCAR:Default(s) Used for Missing Parameters on Keyword  DISCCART
RE W228   171 DISCAR:Default(s) Used for Missing Parameters on Keyword  DISCCART
RE W228   172 DISCAR:Default(s) Used for Missing Parameters on Keyword  DISCCART
RE W228   173 DISCAR:Default(s) Used for Missing Parameters on Keyword  DISCCART
RE W228   174 DISCAR:Default(s) Used for Missing Parameters on Keyword  DISCCART
RE W228   175 DISCAR:Default(s) Used for Missing Parameters on Keyword  DISCCART
RE W228   176 DISCAR:Default(s) Used for Missing Parameters on Keyword  DISCCART
RE W228   177 DISCAR:Default(s) Used for Missing Parameters on Keyword  DISCCART
RE W228   178 DISCAR:Default(s) Used for Missing Parameters on Keyword  DISCCART
RE W228   179 DISCAR:Default(s) Used for Missing Parameters on Keyword  DISCCART
RE W228   180 DISCAR:Default(s) Used for Missing Parameters on Keyword  DISCCART
RE W228   181 DISCAR:Default(s) Used for Missing Parameters on Keyword  DISCCART
RE W228   182 DISCAR:Default(s) Used for Missing Parameters on Keyword  DISCCART
RE W228   183 DISCAR:Default(s) Used for Missing Parameters on Keyword  DISCCART
RE W228   184 DISCAR:Default(s) Used for Missing Parameters on Keyword  DISCCART
RE W228   185 DISCAR:Default(s) Used for Missing Parameters on Keyword  DISCCART
RE W228   186 DISCAR:Default(s) Used for Missing Parameters on Keyword  DISCCART
RE W228   187 DISCAR:Default(s) Used for Missing Parameters on Keyword  DISCCART
RE W228   188 DISCAR:Default(s) Used for Missing Parameters on Keyword  DISCCART
RE W228   189 DISCAR:Default(s) Used for Missing Parameters on Keyword  DISCCART
RE W228   190 DISCAR:Default(s) Used for Missing Parameters on Keyword  DISCCART
RE W228   191 DISCAR:Default(s) Used for Missing Parameters on Keyword  DISCCART
RE W228   192 DISCAR:Default(s) Used for Missing Parameters on Keyword  DISCCART
RE W228   193 DISCAR:Default(s) Used for Missing Parameters on Keyword  DISCCART
RE W228   194 DISCAR:Default(s) Used for Missing Parameters on Keyword  DISCCART
RE W228   195 DISCAR:Default(s) Used for Missing Parameters on Keyword  DISCCART
RE W228   196 DISCAR:Default(s) Used for Missing Parameters on Keyword  DISCCART
RE W228   197 DISCAR:Default(s) Used for Missing Parameters on Keyword  DISCCART
RE W228   198 DISCAR:Default(s) Used for Missing Parameters on Keyword  DISCCART
RE W228   199 DISCAR:Default(s) Used for Missing Parameters on Keyword  DISCCART
RE W228   200 DISCAR:Default(s) Used for Missing Parameters on Keyword  DISCCART
RE W228   201 DISCAR:Default(s) Used for Missing Parameters on Keyword  DISCCART
RE W228   202 DISCAR:Default(s) Used for Missing Parameters on Keyword  DISCCART
RE W228   203 DISCAR:Default(s) Used for Missing Parameters on Keyword  DISCCART
RE W228   204 DISCAR:Default(s) Used for Missing Parameters on Keyword  DISCCART
RE W228   205 DISCAR:Default(s) Used for Missing Parameters on Keyword  DISCCART
RE W228   206 DISCAR:Default(s) Used for Missing Parameters on Keyword  DISCCART
RE W228   207 DISCAR:Default(s) Used for Missing Parameters on Keyword  DISCCART
RE W228   208 DISCAR:Default(s) Used for Missing Parameters on Keyword  DISCCART
RE W228   209 DISCAR:Default(s) Used for Missing Parameters on Keyword  DISCCART

**********************************
*** SETUP Finishes Successfully ***
**********************************
```

CONC   DFAULT ELEV   FLGPOL

                                  *** MODEL SETUP OPTIONS SUMMARY ***
- -

**Model Is Setup For Calculation of Average CONCentration Values.

  -- DEPOSITION LOGIC --
**Model Uses NO DRY DEPLETION. DDPLETE = F
**Model Uses NO WET DEPLETION. WDPLETE = F
**NO GAS DRY DEPOSITION Data Provided.

**Model Uses URBAN Dispersion Algorithm for the SBL for   58 Source(s).
  The Urban Population =   1500000.0 ; Urban Roughness Length = 1.000 m

**Model Uses Regulatory DEFAULT Options:
          1. Stack-tip Downwash.
          2. Model Accounts for ELEVated Terrain Effects.
          3. Use Calms Processing Routine.
          4. Use Missing Data Processing Routine.
          5. "Upper Bound" Values for Supersquat Buildings.
          6. No Exponential Decay for URBAN/Non-SO2

**Model Accepts FLAGPOLE Receptor Heights.

**Model Calculates 2 Short Term Average(s) of: 1-HR   8-HR

**This Run Includes: 58 Source(s);   1 Source Group(s); and   60 Receptor(s)

**The Model Assumes A Pollutant Type of: CO

**Model Set To Continue RUNning After the Setup Testing.

**Output Options Selected:
        Model Outputs Tables of Highest Short Term Values by Receptor (RECTABLE Keyword)
        Model Outputs Tables of Overall Maximum Short Term Values (MAXTABLE Keyword)

**NOTE: The Following Flags May Appear Following CONC Values: c for Calm Hours
                                                                m for Missing Hours
                                                                b for Both Calm and Missing Hours

**Misc. Inputs: Base Elev. for Pot. Temp. Profile (m MSL) =   0.00 ; Decay Coef. =   0.000   ; Rot. Angle =   0.0
                 Emission Units = GRAMS/SEC   ; Emission Rate Unit Factor =   0.10000E+07
                 Output Units   = MICROGRAMS/M**3

**Approximate Storage Requirements of Model =   1.3 MB of RAM.

**Detailed Error/Message File: ERRORS.OUT

**MODELOPTs:
CONC DFAULT ELEV FLGPOL

*** VOLUME SOURCE DATA ***

SOURCE ID	NUMBER PART. CATS.	EMISSION RATE (GRAMS/SEC)	X (METERS)	Y (METERS)	BASE ELEV. (METERS)	RELEASE HEIGHT (METERS)	INIT. SY (METERS)	INIT. SZ (METERS)	URBAN SOURCE	EMISSION RATE SCALAR VARY BY
BLOCK1	0	0.40300E-01	7.3	0.7	0.0	2.60	4.50	2.40	YES	
BLOCK2	0	0.40300E-01	12.8	8.8	0.0	2.60	4.50	2.40	YES	
BLOCK3	0	0.40300E-01	18.3	16.9	0.0	2.60	4.50	2.40	YES	
BLOCK4	0	0.40300E-01	23.9	24.9	0.0	2.60	4.50	2.40	YES	
BLOCK5	0	0.40300E-01	29.4	33.0	0.0	2.60	4.50	2.40	YES	
BLOCK6	0	0.40300E-01	34.9	41.0	0.0	2.60	4.50	2.40	YES	
BLOCK7	0	0.40300E-01	40.4	49.1	0.0	2.60	4.50	2.40	YES	
BLOCK8	0	0.40300E-01	45.9	57.1	0.0	2.60	4.50	2.40	YES	
BLOCK9	0	0.40300E-01	51.4	65.2	0.0	2.60	4.50	2.40	YES	
BLOCK10	0	0.40300E-01	56.9	73.3	0.0	2.60	4.50	2.40	YES	
BLOCK11	0	0.40300E-01	62.4	81.3	0.0	2.60	4.50	2.40	YES	
BLOCK12	0	0.40300E-01	67.9	89.4	0.0	2.60	4.50	2.40	YES	
BLOCK13	0	0.40300E-01	73.5	97.4	0.0	2.60	4.50	2.40	YES	
BLOCK14	0	0.40300E-01	79.0	105.5	0.0	2.60	4.50	2.40	YES	
BLOCK15	0	0.40300E-01	84.5	113.5	0.0	2.60	4.50	2.40	YES	
BLOCK16	0	0.40300E-01	90.0	121.6	0.0	2.60	4.50	2.40	YES	
BLOCK17	0	0.40300E-01	95.5	129.6	0.0	2.60	4.50	2.40	YES	
BLOCK18	0	0.40300E-01	101.0	137.7	0.0	2.60	4.50	2.40	YES	
BLOCK19	0	0.40300E-01	106.5	145.8	0.0	2.60	4.50	2.40	YES	
BLOCK20	0	0.40300E-01	112.0	153.8	0.0	2.60	4.50	2.40	YES	
BLOCK21	0	0.40300E-01	117.5	161.9	0.0	2.60	4.50	2.40	YES	
BLOCK22	0	0.40300E-01	123.0	169.9	0.0	2.60	4.50	2.40	YES	
BLOCK23	0	0.40300E-01	128.6	178.0	0.0	2.60	4.50	2.40	YES	
BLOCK24	0	0.40300E-01	134.1	186.0	0.0	2.60	4.50	2.40	YES	
BLOCK25	0	0.62600E-01	139.6	194.1	0.0	2.60	4.50	2.40	YES	
BLOCK26	0	0.62600E-01	145.1	202.2	0.0	2.60	4.50	2.40	YES	
BLOCK27	0	0.62600E-01	150.6	210.2	0.0	2.60	4.50	2.40	YES	
BLOCK28	0	0.62600E-01	156.1	218.3	0.0	2.60	4.50	2.40	YES	
BLOCK29	0	0.62600E-01	161.6	226.3	0.0	2.60	4.50	2.40	YES	
BLOCK30	0	0.44100E-01	-1.8	7.3	0.0	2.60	4.50	2.40	YES	
BLOCK31	0	0.44100E-01	3.7	15.4	0.0	2.60	4.50	2.40	YES	
BLOCK32	0	0.44100E-01	9.2	23.4	0.0	2.60	4.50	2.40	YES	
BLOCK33	0	0.44100E-01	14.7	31.5	0.0	2.60	4.50	2.40	YES	
BLOCK34	0	0.44100E-01	20.2	39.5	0.0	2.60	4.50	2.40	YES	
BLOCK35	0	0.44100E-01	25.7	47.6	0.0	2.60	4.50	2.40	YES	
BLOCK36	0	0.44100E-01	31.2	55.6	0.0	2.60	4.50	2.40	YES	
BLOCK37	0	0.44100E-01	36.8	63.7	0.0	2.60	4.50	2.40	YES	
BLOCK38	0	0.44100E-01	42.3	71.8	0.0	2.60	4.50	2.40	YES	

BLOCK39	0	0.44100E-01	47.8	79.8	0.0	2.60	4.50	2.40	YES
BLOCK40	0	0.44100E-01	53.3	87.9	0.0	2.60	4.50	2.40	YES

**MODELOPTs:
CONC DFAULT ELEV FLGPOL

*** VOLUME SOURCE DATA ***

SOURCE ID	NUMBER PART. CATS.	EMISSION RATE (GRAMS/SEC)	X (METERS)	Y (METERS)	BASE ELEV. (METERS)	RELEASE HEIGHT (METERS)	INIT. SY (METERS)	INIT. SZ (METERS)	URBAN SOURCE	EMISSION RATE SCALAR VARY BY
BLOCK41	0	0.44100E-01	58.8	95.9	0.0	2.60	4.50	2.40	YES	
BLOCK42	0	0.44100E-01	64.3	104.0	0.0	2.60	4.50	2.40	YES	
BLOCK43	0	0.44100E-01	69.8	112.0	0.0	2.60	4.50	2.40	YES	
BLOCK44	0	0.44100E-01	75.3	120.1	0.0	2.60	4.50	2.40	YES	
BLOCK45	0	0.44100E-01	80.8	128.2	0.0	2.60	4.50	2.40	YES	
BLOCK46	0	0.44100E-01	86.4	136.2	0.0	2.60	4.50	2.40	YES	
BLOCK47	0	0.44100E-01	91.9	144.3	0.0	2.60	4.50	2.40	YES	
BLOCK48	0	0.44100E-01	97.4	152.3	0.0	2.60	4.50	2.40	YES	
BLOCK49	0	0.44100E-01	102.9	160.4	0.0	2.60	4.50	2.40	YES	
BLOCK50	0	0.44100E-01	108.4	168.4	0.0	2.60	4.50	2.40	YES	
BLOCK51	0	0.44100E-01	113.9	176.5	0.0	2.60	4.50	2.40	YES	
BLOCK52	0	0.44100E-01	119.4	184.6	0.0	2.60	4.50	2.40	YES	
BLOCK53	0	0.44100E-01	124.9	192.6	0.0	2.60	4.50	2.40	YES	
BLOCK54	0	0.74400E-01	130.4	200.7	0.0	2.60	4.50	2.40	YES	
BLOCK55	0	0.74400E-01	135.9	208.7	0.0	2.60	4.50	2.40	YES	
BLOCK56	0	0.74400E-01	141.5	216.8	0.0	2.60	4.50	2.40	YES	
BLOCK57	0	0.74400E-01	147.0	224.8	0.0	2.60	4.50	2.40	YES	
BLOCK58	0	0.74400E-01	152.5	232.9	0.0	2.60	4.50	2.40	YES	

**MODELOPTs:
CONC DFAULT ELEV FLGPOL

*** SOURCE IDs DEFINING SOURCE GROUPS ***

GROUP ID	SOURCE IDs
ALL	BLOCK1 , BLOCK2 , BLOCK3 , BLOCK4 , BLOCK5 , BLOCK6 , BLOCK7 , BLOCK8 , BLOCK9 , BLOCK10 , BLOCK11 , BLOCK12 , BLOCK13 , BLOCK14 , BLOCK15 , BLOCK16 , BLOCK17 , BLOCK18 , BLOCK19 , BLOCK20 , BLOCK21 , BLOCK22 , BLOCK23 , BLOCK24 , BLOCK25 , BLOCK26 , BLOCK27 , BLOCK28 , BLOCK29 , BLOCK30 , BLOCK31 , BLOCK32 , BLOCK33 , BLOCK34 , BLOCK35 , BLOCK36 , BLOCK37 , BLOCK38 , BLOCK39 , BLOCK40 , BLOCK41 , BLOCK42 , BLOCK43 , BLOCK44 , BLOCK45 , BLOCK46 , BLOCK47 , BLOCK48 , BLOCK49 , BLOCK50 , BLOCK51 , BLOCK52 , BLOCK53 , BLOCK54 , BLOCK55 , BLOCK56 , BLOCK57 , BLOCK58 ,

**MODELOPTs:
CONC DFAULT ELEV FLGPOL

*** DISCRETE CARTESIAN RECEPTORS ***
(X-COORD, Y-COORD, ZELEV, ZHILL, ZFLAG)
(METERS)

(	10.4,	-7.1,	0.0,	0.0,	1.8);	(	14.6,	-1.1,	0.0,	0.0,	1.8);
(	18.8,	5.0,	0.0,	0.0,	1.8);	(	23.0,	11.2,	0.0,	0.0,	1.8);
(	27.2,	17.3,	0.0,	0.0,	1.8);	(	31.4,	23.5,	0.0,	0.0,	1.8);
(	35.6,	29.6,	0.0,	0.0,	1.8);	(	39.8,	35.7,	0.0,	0.0,	1.8);
(	44.0,	41.9,	0.0,	0.0,	1.8);	(	48.2,	48.0,	0.0,	0.0,	1.8);
(	52.4,	54.2,	0.0,	0.0,	1.8);	(	56.6,	60.3,	0.0,	0.0,	1.8);
(	60.8,	66.4,	0.0,	0.0,	1.8);	(	65.0,	72.6,	0.0,	0.0,	1.8);
(	69.2,	78.7,	0.0,	0.0,	1.8);	(	73.4,	84.9,	0.0,	0.0,	1.8);
(	77.6,	91.0,	0.0,	0.0,	1.8);	(	81.8,	97.2,	0.0,	0.0,	1.8);
(	86.0,	103.3,	0.0,	0.0,	1.8);	(	90.2,	109.4,	0.0,	0.0,	1.8);
(	94.4,	115.6,	0.0,	0.0,	1.8);	(	98.6,	121.7,	0.0,	0.0,	1.8);
(	102.8,	127.9,	0.0,	0.0,	1.8);	(	107.0,	134.0,	0.0,	0.0,	1.8);
(	111.2,	140.1,	0.0,	0.0,	1.8);	(	115.4,	146.3,	0.0,	0.0,	1.8);
(	119.6,	152.4,	0.0,	0.0,	1.8);	(	123.8,	158.6,	0.0,	0.0,	1.8);
(	128.0,	164.7,	0.0,	0.0,	1.8);	(	132.2,	170.8,	0.0,	0.0,	1.8);
(	136.4,	177.0,	0.0,	0.0,	1.8);	(	140.6,	183.1,	0.0,	0.0,	1.8);
(	144.8,	189.3,	0.0,	0.0,	1.8);	(	149.0,	195.4,	0.0,	0.0,	1.8);
(	153.2,	201.6,	0.0,	0.0,	1.8);	(	157.4,	207.7,	0.0,	0.0,	1.8);
(	161.6,	213.8,	0.0,	0.0,	1.8);	(	165.8,	220.0,	0.0,	0.0,	1.8);
(	170.0,	226.1,	0.0,	0.0,	1.8);	(	174.2,	232.3,	0.0,	0.0,	1.8);
(	178.4,	238.4,	0.0,	0.0,	1.8);	(	182.6,	244.5,	0.0,	0.0,	1.8);
(	186.8,	250.7,	0.0,	0.0,	1.8);	(	191.0,	256.8,	0.0,	0.0,	1.8);
(	195.2,	263.0,	0.0,	0.0,	1.8);	(	199.4,	269.1,	0.0,	0.0,	1.8);
(	203.6,	275.3,	0.0,	0.0,	1.8);	(	207.8,	281.4,	0.0,	0.0,	1.8);
(	212.0,	287.5,	0.0,	0.0,	1.8);	(	216.2,	293.7,	0.0,	0.0,	1.8);
(	220.4,	299.8,	0.0,	0.0,	1.8);	(	224.6,	306.0,	0.0,	0.0,	1.8);
(	228.8,	312.1,	0.0,	0.0,	1.8);	(	233.0,	318.2,	0.0,	0.0,	1.8);
(	237.2,	324.4,	0.0,	0.0,	1.8);	(	241.4,	330.5,	0.0,	0.0,	1.8);
(	6.2,	-13.4,	0.0,	0.0,	1.8);	(	2.0,	-19.5,	0.0,	0.0,	1.8);
(	-2.2,	-25.7,	0.0,	0.0,	1.8);	(	-6.4,	-31.8,	0.0,	0.0,	1.8);

**MODELOPTs:
CONC DFAULT ELEV FLGPOL

* SOURCE-RECEPTOR COMBINATIONS FOR WHICH CALCULATIONS MAY NOT BE PERFORMED *
LESS THAN 1.0 METER OR WITHIN OPEN PIT SOURCE

SOURCE ID	- - RECEPTOR LOCATION - - XR (METERS)	YR (METERS)	DISTANCE (METERS)
BLOCK1	10.4	-7.1	-1.28
BLOCK1	14.6	-1.1	-2.16
BLOCK2	14.6	-1.1	0.39
BLOCK2	18.8	5.0	-2.57
BLOCK2	23.0	11.2	0.80
BLOCK3	23.0	11.2	-2.29
BLOCK3	27.2	17.3	-0.77
BLOCK4	27.2	17.3	-1.39
BLOCK4	31.4	23.5	-2.05
BLOCK5	31.4	23.5	0.03
BLOCK5	35.6	29.6	-2.60
BLOCK6	39.8	35.7	-2.46
BLOCK6	44.0	41.9	-0.53
BLOCK7	44.0	41.9	-1.63
BLOCK7	48.2	48.0	-1.80
BLOCK8	48.2	48.0	-0.29
BLOCK8	52.4	54.2	-2.56
BLOCK9	56.6	60.3	-2.53
BLOCK9	60.8	66.4	-0.20
BLOCK10	60.8	66.4	-1.75
BLOCK10	65.0	72.6	-1.54
BLOCK11	65.0	72.6	-0.59
BLOCK11	69.2	78.7	-2.39
BLOCK12	73.4	84.9	-2.57
BLOCK12	77.6	91.0	0.16
BLOCK13	77.6	91.0	-2.07
BLOCK13	81.8	97.2	-1.37
BLOCK14	81.8	97.2	-0.92
BLOCK14	86.0	103.3	-2.34
BLOCK15	86.0	103.3	0.63
BLOCK15	90.2	109.4	-2.65
BLOCK15	94.4	115.6	0.45
BLOCK16	94.4	115.6	-2.23
BLOCK16	98.6	121.7	-1.07
BLOCK17	98.6	121.7	-1.19
BLOCK17	102.8	127.9	-2.18
BLOCK18	102.8	127.9	0.29
BLOCK18	107.0	134.0	-2.63
BLOCK18	111.2	140.1	0.80

BLOCK19	111.2	140.1	-2.29

**MODELOPTs:
CONC DFAULT ELEV FLGPOL

* SOURCE-RECEPTOR COMBINATIONS FOR WHICH CALCULATIONS MAY NOT BE PERFORMED *
LESS THAN 1.0 METER OR WITHIN OPEN PIT SOURCE

SOURCE ID	- - RECEPTOR LOCATION - - XR (METERS)	YR (METERS)	DISTANCE (METERS)
BLOCK19	115.4	146.3	-0.76
BLOCK20	115.4	146.3	-1.44
BLOCK20	119.6	152.4	-1.95
BLOCK21	119.6	152.4	0.05
BLOCK21	123.8	158.6	-2.56
BLOCK22	128.0	164.7	-2.46
BLOCK22	132.2	170.8	-0.43
BLOCK23	132.2	170.8	-1.63
BLOCK23	136.4	177.0	-1.81
BLOCK24	136.4	177.0	-0.39
BLOCK24	140.6	183.1	-2.56
BLOCK25	144.8	189.3	-2.60
BLOCK25	149.0	195.4	-0.19
BLOCK26	149.0	195.4	-1.84
BLOCK26	153.2	201.6	-1.55
BLOCK27	153.2	201.6	-0.69
BLOCK27	157.4	207.7	-2.43
BLOCK28	161.6	213.8	-2.57
BLOCK28	165.8	220.0	0.17
BLOCK29	165.8	220.0	-2.10
BLOCK29	170.0	226.1	-1.27

**MODELOPTs:
CONC DFAULT ELEV FLGPOL

*** METEOROLOGICAL DAYS SELECTED FOR PROCESSING ***
(1=YES; 0=NO)

1 1 1 1 1 1 1 1 1 1	1 1 1 1 1 1 1 1 1 1	1 1 1 1 1 1 1 1 1 1	1 1 1 1 1 1 1 1 1 1	1 1 1 1 1 1 1 1 1 1
1 1 1 1 1 1 1 1 1 1	1 1 1 1 1 1 1 1 1 1	1 1 1 1 1 1 1 1 1 1	1 1 1 1 1 1 1 1 1 1	1 1 1 1 1 1 1 1 1 1
1 1 1 1 1 1 1 1 1 1	1 1 1 1 1 1 1 1 1 1	1 1 1 1 1 1 1 1 1 1	1 1 1 1 1 1 1 1 1 1	1 1 1 1 1 1 1 1 1 1
1 1 1 1 1 1 1 1 1 1	1 1 1 1 1 1 1 1 1 1	1 1 1 1 1 1 1 1 1 1	1 1 1 1 1 1 1 1 1 1	1 1 1 1 1 1 1 1 1 1
1 1 1 1 1 1 1 1 1 1	1 1 1 1 1 1 1 1 1 1	1 1 1 1 1 1 1 1 1 1	1 1 1 1 1 1 1 1 1 1	1 1 1 1 1 1 1 1 1 1
1 1 1 1 1 1 1 1 1 1	1 1 1 1 1 1 1 1 1 1	1 1 1 1 1 1 1 1 1 1	1 1 1 1 1 1 1 1 1 1	1 1 1 1 1 1 1 1 1 1
1 1 1 1 1 1 1 1 1 1	1 1 1 1 1 1 1 1 1 1	1 1 1 1 1 1 1 1 1 1	1 1 1 1 1 1 1 1 1 1	1 1 1 1 1 1 1 1 1 1
1 1 1 1 1 1 1 1 1 1	1 1 1 1 1 1			

METEOROLOGICAL DATA PROCESSED BETWEEN START DATE: 0 0 0 0
AND END DATE: 9999 99 99 24

NOTE: METEOROLOGICAL DATA ACTUALLY PROCESSED WILL ALSO DEPEND ON WHAT IS INCLUDED IN THE DATA FILE.

*** UPPER BOUND OF FIRST THROUGH FIFTH WIND SPEED CATEGORIES ***
(METERS/SEC)

1.54, 3.09, 5.14, 8.23, 10.80,

**MODELOPTs:
CONC DFAULT ELEV FLGPOL

*** UP TO THE FIRST 24 HOURS OF METEOROLOGICAL DATA ***

Surface file: LGAOKX02.SFC
Profile file: LGAOKX02.PFL
Surface format: (3(I2,1X),I3,1X,I2,1X,F6.1,1X,3(F6.3,1X),2(F5.0,1X),F8.1,1X,F6.3,1X,2(F6.2,1X),F7.2,1X,F5.0,3(1X,F6.1))
Profile format: (4(I2,1X),F6.1,1X,I1,1X,F5.0,1X,F7.2,1X,F7.2,1X,F6.1,1X,F7.2)
Surface station no.: 14732 Upper air station no.: 94703
Name: LA Name: BROOKHAVEN
Year: 2002 Year: 2002

First 24 hours of scalar data

YR	MO	DY	JDY	HR	H0	U*	W*	DT/DZ	ZICNV	ZIMCH	M-O LEN	Z0	BOWEN	ALBEDO	REF WS	WD	HT	REF TA	HT
02	01	01	0	01	-64.0	0.906	-9.000	-9.000	-999.	1984.	1053.3	1.00	1.50	1.00	5.10	291.	9.1	269.2	2.0
02	01	01	1	02	-64.0	1.018	-9.000	-9.000	-999.	2355.	1496.7	1.00	1.50	1.00	5.70	278.	9.1	269.2	2.0
02	01	01	1	03	-64.0	0.811	-9.000	-9.000	-999.	1737.	756.1	1.00	1.50	1.00	4.60	304.	9.1	269.2	2.0
02	01	01	1	04	-64.0	1.018	-9.000	-9.000	-999.	2355.	1496.3	1.00	1.50	1.00	5.70	313.	9.1	269.2	2.0
02	01	01	1	05	-64.0	0.613	-9.000	-9.000	-999.	1297.	327.1	1.00	1.50	1.00	3.60	303.	9.1	269.2	2.0
02	01	01	1	06	-64.0	0.613	-9.000	-9.000	-999.	1111.	327.1	1.00	1.50	1.00	3.60	292.	9.1	268.1	2.0
02	01	01	1	07	-64.0	0.811	-9.000	-9.000	-999.	1677.	756.7	1.00	1.50	1.00	4.60	285.	9.1	268.1	2.0
02	01	01	1	08	-64.0	0.811	-9.000	-9.000	-999.	1680.	756.9	1.00	1.50	0.84	4.60	293.	9.1	268.1	2.0
02	01	01	1	09	-47.7	0.911	-9.000	-9.000	-999.	1993.	1440.3	1.00	1.50	0.55	5.10	317.	9.1	268.1	2.0
02	01	01	1	10	23.8	1.126	0.313	0.005	47.	2735.	-5442.0	1.00	1.50	0.44	6.20	311.	9.1	269.2	2.0
02	01	01	1	11	54.3	0.845	0.532	0.008	101.	1889.	-1008.5	1.00	1.50	0.41	4.60	304.	9.1	270.9	2.0
02	01	01	1	12	70.0	1.311	0.768	0.006	235.	3441.	-2918.3	1.00	1.50	0.39	7.20	326.	9.1	272.0	2.0
02	01	01	1	13	69.9	1.132	0.903	0.005	383.	2832.	-1879.9	1.00	1.50	0.39	6.20	303.	9.1	273.8	2.0
02	01	01	1	14	61.4	1.220	0.955	0.005	514.	3088.	-2681.9	1.00	1.50	0.41	6.70	309.	9.1	275.4	2.0
02	01	01	1	15	31.0	1.488	0.791	0.009	578.	3972.	-8888.0	1.00	1.50	0.45	8.20	322.	9.1	275.4	2.0
02	01	01	1	16	-49.4	1.480	-9.000	-9.000	-999.	3998.	5958.8	1.00	1.50	0.56	8.20	314.	9.1	275.4	2.0
02	01	01	1	17	-64.0	1.296	-9.000	-9.000	-999.	3450.	3085.0	1.00	1.50	0.86	7.20	311.	9.1	274.2	2.0
02	01	01	1	18	-64.0	1.111	-9.000	-9.000	-999.	2769.	1949.1	1.00	1.50	1.00	6.20	297.	9.1	274.2	2.0
02	01	01	1	19	-64.0	1.588	-9.000	-9.000	-999.	3980.	5691.5	1.00	1.50	1.00	8.80	324.	9.1	273.1	2.0
02	01	01	1	20	-64.0	1.952	-9.000	-9.000	-999.	3999.	8888.0	1.00	1.50	1.00	10.80	317.	9.1	272.0	2.0
02	01	01	1	21	-64.0	1.679	-9.000	-9.000	-999.	4000.	6740.3	1.00	1.50	1.00	9.30	320.	9.1	272.0	2.0
02	01	01	1	22	-64.0	1.387	-9.000	-9.000	-999.	3778.	3800.2	1.00	1.50	1.00	7.70	342.	9.1	270.9	2.0
02	01	01	1	23	-64.0	1.862	-9.000	-9.000	-999.	3994.	8888.0	1.00	1.50	1.00	10.30	320.	9.1	270.9	2.0
02	01	01	1	24	-64.0	1.479	-9.000	-9.000	-999.	4000.	4605.8	1.00	1.50	1.00	8.20	310.	9.1	270.9	2.0

First hour of profile data

YR	MO	DY	HR	HEIGHT	F	WDIR	WSPD	AMB_TMP	sigmaA	sigmaW	sigmaV
02	01	01	01	9.1	1	291.	5.10	269.3	99.0	-99.00	-99.00

F indicates top of profile (=1) or below (=0)

**MODELOPTs:
CONC DFAULT ELEV FLGPOL

*** THE 1ST HIGHEST 1-HR AVERAGE CONCENTRATION VALUES FOR SOURCE GROUP: ALL ***
INCLUDING SOURCE(S): BLOCK1 , BLOCK2 , BLOCK3 , BLOCK4 , BLOCK5 , BLOCK6 , BLOCK7 ,
BLOCK8 , BLOCK9 , BLOCK10 , BLOCK11 , BLOCK12 , BLOCK13 , BLOCK14 , BLOCK15 , BLOCK16 , BLOCK17 , BLOCK18 , BLOCK19 ,
BLOCK20 , BLOCK21 , BLOCK22 , BLOCK23 , BLOCK24 , BLOCK25 , BLOCK26 , BLOCK27 , BLOCK28 , BLOCK29 , BLOCK30 , . . . ,

*** DISCRETE CARTESIAN RECEPTOR POINTS ***

** CONC OF CO IN MICROGRAMS/M**3 **

X-COORD (M)	Y-COORD (M)	CONC	(YYMMDDHH)	X-COORD (M)	Y-COORD (M)	CONC	(YYMMDDHH)
10.40	-7.10	1039.06799	(02082704)	14.60	-1.10	1034.51685	(02082704)
18.80	5.00	1258.42822	(02082704)	23.00	11.20	1207.31323	(02082704)
27.20	17.30	1210.61304	(02082704)	31.40	23.50	1219.74365	(02082704)
35.60	29.60	1389.72876	(02082704)	39.80	35.70	1380.04431	(02082704)
44.00	41.90	1280.76843	(02082704)	48.20	48.00	1267.59021	(02082704)
52.40	54.20	1339.42407	(02082704)	56.60	60.30	1408.34863	(02082704)
60.80	66.40	1301.12537	(02082704)	65.00	72.60	1278.27283	(02082704)
69.20	78.70	1349.25806	(02082704)	73.40	84.90	1417.11865	(02082704)
77.60	91.00	1307.32446	(02082704)	81.80	97.20	1280.89636	(02082704)
86.00	103.30	1265.19617	(02082704)	90.20	109.40	1411.73572	(02082704)
94.40	115.60	1306.05396	(02082704)	98.60	121.70	1273.85352	(02082704)
102.80	127.90	1271.12732	(02050105)	107.00	134.00	1405.99817	(02082704)
111.20	140.10	1300.18225	(02082704)	115.40	146.30	1272.63379	(02082704)
119.60	152.40	1295.33337	(02050105)	123.80	158.60	1416.66467	(02082704)
128.00	164.70	1452.89453	(02050105)	132.20	170.80	1314.61511	(02090906)
136.40	177.00	1353.06506	(02050105)	140.60	183.10	1612.15698	(02090906)
144.80	189.30	1522.61328	(02050105)	149.00	195.40	1352.40466	(02050105)
153.20	201.60	1426.15601	(02050105)	157.40	207.70	1620.69031	(02050105)
161.60	213.80	1634.72888	(02050105)	165.80	220.00	1318.00623	(02050105)
170.00	226.10	1345.91687	(02050105)	174.20	232.30	1389.84705	(02050105)
178.40	238.40	1151.90369	(02050105)	182.60	244.50	972.94171	(02090701)
186.80	250.70	846.10242	(02090701)	191.00	256.80	745.09149	(02090701)
195.20	263.00	662.99115	(02090701)	199.40	269.10	596.21729	(02090701)
203.60	275.30	540.37579	(02090701)	207.80	281.40	493.75690	(02090701)
212.00	287.50	454.04547	(02090701)	216.20	293.70	419.56644	(02090701)
220.40	299.80	389.85709	(02090701)	224.60	306.00	363.56979	(02090701)
228.80	312.10	340.55923	(02090701)	233.00	318.20	320.08084	(02090701)
237.20	324.40	301.56918	(02090701)	241.40	330.50	285.07217	(02090701)
6.20	-13.40	1044.90759	(02082704)	2.00	-19.50	892.07861	(02082704)
-2.20	-25.70	767.58630	(02082704)	6.40	-31.80	670.20538	(02082704)

**MODELOPTs:
CONC DFAULT ELEV FLGPOL

*** THE 2ND HIGHEST 1-HR AVERAGE CONCENTRATION VALUES FOR SOURCE GROUP: ALL ***
INCLUDING SOURCE(S): BLOCK1 , BLOCK2 , BLOCK3 , BLOCK4 , BLOCK5 , BLOCK6 , BLOCK7 ,
BLOCK8 , BLOCK9 , BLOCK10 , BLOCK11 , BLOCK12 , BLOCK13 , BLOCK14 , BLOCK15 , BLOCK16 , BLOCK17 , BLOCK18 , BLOCK19 ,
BLOCK20 , BLOCK21 , BLOCK22 , BLOCK23 , BLOCK24 , BLOCK25 , BLOCK26 , BLOCK27 , BLOCK28 , BLOCK29 , BLOCK30 , . . . ,

*** DISCRETE CARTESIAN RECEPTOR POINTS ***

** CONC OF CO IN MICROGRAMS/M**3 **

X-COORD (M)	Y-COORD (M)	CONC	(YYMMDDHH)	X-COORD (M)	Y-COORD (M)	CONC	(YYMMDDHH)
10.40	-7.10	913.37415	(02042621)	14.60	-1.10	904.49725	(02042621)
18.80	5.00	1127.75708	(02042621)	23.00	11.20	1079.38086	(02042621)
27.20	17.30	1085.79639	(02042621)	31.40	23.50	1091.42139	(02042621)
35.60	29.60	1267.58435	(02121303)	39.80	35.70	1261.27722	(02121303)
44.00	41.90	1162.91248	(02121303)	48.20	48.00	1147.47046	(02121303)
52.40	54.20	1319.77649	(02121303)	56.60	60.30	1302.03381	(02091702)
60.80	66.40	1195.40295	(02121303)	65.00	72.60	1175.25146	(02121303)
69.20	78.70	1343.81335	(02091702)	73.40	84.90	1323.84448	(02091702)
77.60	91.00	1214.33093	(02091702)	81.80	97.20	1200.01123	(02050105)
86.00	103.30	1242.48657	(02050105)	90.20	109.40	1359.18481	(02050105)
94.40	115.60	1229.42273	(02091702)	98.60	121.70	1240.07483	(02050105)
102.80	127.90	1259.22681	(02090823)	107.00	134.00	1387.13159	(02050105)
111.20	140.10	1245.64941	(02091702)	115.40	146.30	1266.72034	(02050105)
119.60	152.40	1282.16968	(02090823)	123.80	158.60	1415.80823	(02050105)
128.00	164.70	1443.06494	(02090823)	132.20	170.80	1309.07532	(02050105)
136.40	177.00	1349.96423	(02090906)	140.60	183.10	1610.04272	(02080723)
144.80	189.30	1519.71570	(02080723)	149.00	195.40	1341.07275	(02090823)
153.20	201.60	1413.38562	(02090823)	157.40	207.70	1610.82214	(02090823)
161.60	213.80	1626.34119	(02090823)	165.80	220.00	1304.75671	(02090823)
170.00	226.10	1327.91772	(02090823)	174.20	232.30	1372.89807	(02090823)
178.40	238.40	1131.23828	(02090701)	182.60	244.50	962.59644	(02050105)
186.80	250.70	813.69385	(02050105)	191.00	256.80	707.52911	(02112024)
195.20	263.00	628.79114	(02112024)	199.40	269.10	564.94653	(02112024)
203.60	275.30	512.58368	(02050104)	207.80	281.40	468.92743	(02050104)
212.00	287.50	431.70712	(02050104)	216.20	293.70	399.42493	(02050104)
220.40	299.80	371.58423	(02090703)	224.60	306.00	347.11948	(02090703)
228.80	312.10	325.58792	(02090703)	233.00	318.20	306.39920	(02090703)
237.20	324.40	289.10080	(02090703)	241.40	330.50	273.59860	(02090703)
6.20	-13.40	916.34796	(02042621)	2.00	-19.50	772.36841	(02042621)
-2.20	-25.70	657.70795	(02042621)	-6.40	-31.80	570.28345	(02042621)

**MODELOPTs:
CONC DFAULT ELEV FLGPOL

*** THE 1ST HIGHEST 8-HR AVERAGE CONCENTRATION VALUES FOR SOURCE GROUP: ALL ***
INCLUDING SOURCE(S): BLOCK1 , BLOCK2 , BLOCK3 , BLOCK4 , BLOCK5 , BLOCK6 , BLOCK7 ,
BLOCK8 , BLOCK9 , BLOCK10 , BLOCK11 , BLOCK12 , BLOCK13 , BLOCK14 , BLOCK15 , BLOCK16 , BLOCK17 , BLOCK18 , BLOCK19 ,
BLOCK20 , BLOCK21 , BLOCK22 , BLOCK23 , BLOCK24 , BLOCK25 , BLOCK26 , BLOCK27 , BLOCK28 , BLOCK29 , BLOCK30 , . . . ,

*** DISCRETE CARTESIAN RECEPTOR POINTS ***

** CONC OF CO IN MICROGRAMS/M**3 **

X-COORD (M)	Y-COORD (M)	CONC	(YYMMDDHH)	X-COORD (M)	Y-COORD (M)	CONC	(YYMMDDHH)
10.40	-7.10	506.92004	(02121308)	14.60	-1.10	511.69406	(02121308)
18.80	5.00	655.04114	(02121308)	23.00	11.20	626.34430	(02121308)
27.20	17.30	632.49939	(02121308)	31.40	23.50	638.11578	(02121308)
35.60	29.60	746.49524	(02121308)	39.80	35.70	745.09106	(02121308)
44.00	41.90	683.48590	(02121308)	48.20	48.00	675.78253	(02121308)
52.40	54.20	773.00006	(02121308)	56.60	60.30	770.80188	(02121308)
60.80	66.40	704.27014	(02121308)	65.00	72.60	726.66608	(02022508)
69.20	78.70	813.43488	(02022508)	73.40	84.90	807.85449c	(02050108)
77.60	91.00	742.00397	(02022508)	81.80	97.20	761.35748	(02022508)
86.00	103.30	783.28369	(02022508)	90.20	109.40	839.54504c	(02050108)
94.40	115.60	770.51990	(02022508)	98.60	121.70	784.00122	(02022508)
102.80	127.90	804.22015	(02022508)	107.00	134.00	868.89532c	(02050108)
111.20	140.10	789.96967	(02022508)	115.40	146.30	803.09802	(02022508)
119.60	152.40	822.13287	(02022508)	123.80	158.60	897.15424	(02022508)
128.00	164.70	877.59955c	(02050108)	132.20	170.80	834.93311	(02022508)
136.40	177.00	867.22986	(02022508)	140.60	183.10	974.14642	(02022508)
144.80	189.30	962.95331c	(02050108)	149.00	195.40	863.93951	(02022508)
153.20	201.60	904.78040	(02022508)	157.40	207.70	1023.64276	(02022508)
161.60	213.80	976.81964c	(02050108)	165.80	220.00	793.23053	(02022508)
170.00	226.10	809.85162	(02022508)	174.20	232.30	824.48865	(02022508)
178.40	238.40	685.32751	(02022508)	182.60	244.50	578.26129	(02022508)
186.80	250.70	495.39612	(02022508)	191.00	256.80	431.19101	(02022508)
195.20	263.00	380.14001	(02022508)	199.40	269.10	339.28101	(02022508)
203.60	275.30	305.61005	(02022508)	207.80	281.40	277.77130	(02022508)
212.00	287.50	254.27158	(02022508)	216.20	293.70	234.06505	(02022508)
220.40	299.80	216.73285	(02022508)	224.60	306.00	201.52075	(02022508)
228.80	312.10	188.23859	(02022508)	233.00	318.20	176.46992	(02022508)
237.20	324.40	165.90457	(02022508)	241.40	330.50	156.49342	(02022508)
6.20	-13.40	491.20334	(02121308)	2.00	-19.50	397.04630c	(02082708)
-2.20	-25.70	328.88901c	(02082708)	-6.40	-31.80	278.81088c	(02082708)

**MODELOPTs:
CONC DFAULT ELEV FLGPOL

*** THE 2ND HIGHEST 8-HR AVERAGE CONCENTRATION VALUES FOR SOURCE GROUP: ALL ***
INCLUDING SOURCE(S): BLOCK1 , BLOCK2 , BLOCK3 , BLOCK4 , BLOCK5 , BLOCK6 , BLOCK7 ,
BLOCK8 , BLOCK9 , BLOCK10 , BLOCK11 , BLOCK12 , BLOCK13 , BLOCK14 , BLOCK15 , BLOCK16 , BLOCK17 , BLOCK18 , BLOCK19 ,
BLOCK20 , BLOCK21 , BLOCK22 , BLOCK23 , BLOCK24 , BLOCK25 , BLOCK26 , BLOCK27 , BLOCK28 , BLOCK29 , BLOCK30 , . . . ,

*** DISCRETE CARTESIAN RECEPTOR POINTS ***

** CONC OF CO IN MICROGRAMS/M**3 **

X-COORD (M)	Y-COORD (M)	CONC	(YYMMDDHH)	X-COORD (M)	Y-COORD (M)	CONC	(YYMMDDHH)
10.40	-7.10	492.99197c	(02082708)	14.60	-1.10	491.86234c	(02082708)
18.80	5.00	627.80078c	(02082708)	23.00	11.20	596.49731c	(02082708)
27.20	17.30	601.11774c	(02082708)	31.40	23.50	609.68243	(02021908)
35.60	29.60	712.08264	(02021908)	39.80	35.70	709.57288	(02021908)
44.00	41.90	649.63861	(02021908)	48.20	48.00	668.97314	(02022508)
52.40	54.20	763.55841	(02022508)	56.60	60.30	769.43536c	(02050108)
60.80	66.40	702.19843	(02022508)	65.00	72.60	716.37677c	(02050108)
69.20	78.70	807.16748c	(02050108)	73.40	84.90	802.34302	(02022508)
77.60	91.00	733.15619c	(02050108)	81.80	97.20	748.04279c	(02050108)
86.00	103.30	768.73718c	(02050108)	90.20	109.40	829.65179	(02022508)
94.40	115.60	759.20862c	(02050108)	98.60	121.70	769.68829c	(02050108)
102.80	127.90	787.40106c	(02050108)	107.00	134.00	867.89783	(02022508)
111.20	140.10	777.86462c	(02050108)	115.40	146.30	788.01886c	(02050108)
119.60	152.40	805.05963c	(02050108)	123.80	158.60	891.36554c	(02050108)
128.00	164.70	876.77185	(02022508)	132.20	170.80	823.35919c	(02050108)
136.40	177.00	856.64026c	(02050108)	140.60	183.10	972.84711c	(02050108)
144.80	189.30	946.71625	(02022508)	149.00	195.40	862.65607c	(02050108)
153.20	201.60	897.69177c	(02050108)	157.40	207.70	1020.98340c	(02050108)
161.60	213.80	962.47046	(02022508)	165.80	220.00	768.61041c	(02050108)
170.00	226.10	774.46417c	(02050108)	174.20	232.30	786.07391c	(02050108)
178.40	238.40	643.89709c	(02050108)	182.60	244.50	537.02405c	(02050108)
186.80	250.70	456.00464c	(02050108)	191.00	256.80	394.48676c	(02050108)
195.20	263.00	345.69513c	(02050108)	199.40	269.10	307.27115c	(02050108)
203.60	275.30	275.28314c	(02050108)	207.80	281.40	249.13457c	(02050108)
212.00	287.50	227.15480c	(02050108)	216.20	293.70	208.24313c	(02050108)
220.40	299.80	192.15018c	(02050108)	224.60	306.00	177.99809c	(02050108)
228.80	312.10	165.73546c	(02050108)	233.00	318.20	154.89388c	(02050108)
237.20	324.40	145.12740c	(02050108)	241.40	330.50	136.49434c	(02050108)
6.20	-13.40	489.33505c	(02082708)	2.00	-19.50	382.56595	(02121308)
-2.20	-25.70	306.48962	(02121308)	-6.40	-31.80	260.29144	(02083108)

**MODELOPTs:
CONC DFAULT ELEV FLGPOL

*** THE MAXIMUM 10 1-HR AVERAGE CONCENTRATION VALUES FOR SOURCE GROUP: ALL ***
INCLUDING SOURCE(S): BLOCK1 , BLOCK2 , BLOCK3 , BLOCK4 , BLOCK5 , BLOCK6 , BLOCK7 ,
BLOCK8 , BLOCK9 , BLOCK10 , BLOCK11 , BLOCK12 , BLOCK13 , BLOCK14 , BLOCK15 , BLOCK16 , BLOCK17 , BLOCK18 , BLOCK19 ,
BLOCK20 , BLOCK21 , BLOCK22 , BLOCK23 , BLOCK24 , BLOCK25 , BLOCK26 , BLOCK27 , BLOCK28 , BLOCK29 , BLOCK30 , . . . ,

** CONC OF CO IN MICROGRAMS/M**3 **

RANK	CONC	(YYMMDDHH)	AT	RECEPTOR (XR,YR)		OF TYPE	RANK	CONC	(YYMMDDHH)	AT	RECEPTOR (XR,YR)		OF TYPE
1.	1634.72888	(02050105)	AT (	161.60,	213.80)	DC	6.	1610.04272	(02080723)	AT (	140.60,	183.10)	DC
2.	1626.34119	(02090823)	AT (	161.60,	213.80)	DC	7.	1597.42847	(02090806)	AT (	161.60,	213.80)	DC
3.	1620.69031	(02050105)	AT (	157.40,	207.70)	DC	8.	1593.66052	(02081305)	AT (	161.60,	213.80)	DC
4.	1612.15698	(02090906)	AT (	140.60,	183.10)	DC	9.	1586.82727	(02090806)	AT (	157.40,	207.70)	DC
5.	1610.82214	(02090823)	AT (	157.40,	207.70)	DC	10.	1583.92432	(02062604)	AT (	161.60,	213.80)	DC

*** RECEPTOR TYPES: GC = GRIDCART
GP = GRIDPOLR
DC = DISCCART
DP = DISCPOLR

CONC DFAULT ELEV FLGPOL

*** THE MAXIMUM 10 8-HR AVERAGE CONCENTRATION VALUES FOR SOURCE GROUP: ALL ***
INCLUDING SOURCE(S): BLOCK1 , BLOCK2 , BLOCK3 , BLOCK4 , BLOCK5 , BLOCK6 , BLOCK7 ,
BLOCK8 , BLOCK9 , BLOCK10 , BLOCK11 , BLOCK12 , BLOCK13 , BLOCK14 , BLOCK15 , BLOCK16 , BLOCK17 , BLOCK18 , BLOCK19 ,
BLOCK20 , BLOCK21 , BLOCK22 , BLOCK23 , BLOCK24 , BLOCK25 , BLOCK26 , BLOCK27 , BLOCK28 , BLOCK29 , BLOCK30 , . . . ,

** CONC OF CO IN MICROGRAMS/M**3 **

RANK	CONC	(YYMMDDHH)		RECEPTOR (XR,YR)		OF TYPE	RANK	CONC	(YYMMDDHH)		RECEPTOR (XR,YR)		OF TYPE
1.	1023.64276	(02022508)	AT (	157.40,	207.70)	DC	6.	962.95331c	(02050108)	AT (	144.80,	189.30)	DC
2.	1020.98340c	(02050108)	AT (	157.40,	207.70)	DC	7.	962.47046	(02022508)	AT (	161.60,	213.80)	DC
3.	976.81964c	(02050108)	AT (	161.60,	213.80)	DC	8.	946.71625	(02022508)	AT (	144.80,	189.30)	DC
4.	974.14642	(02022508)	AT (	140.60,	183.10)	DC	9.	916.32251	(02121308)	AT (	140.60,	183.10)	DC
5.	972.84711c	(02050108)	AT (	140.60,	183.10)	DC	10.	911.77637c	(02090808)	AT (	157.40,	207.70)	DC

*** RECEPTOR TYPES: GC = GRIDCART
GP = GRIDPOLR
DC = DISCCART
DP = DISCPOLR

**MODELOPTs:
CONC DFAULT ELEV FLGPOL

*** THE SUMMARY OF HIGHEST 1-HR RESULTS ***

** CONC OF CO IN MICROGRAMS/M**3 **

GROUP ID		AVERAGE CONC	DATE (YYMMDDHH)	RECEPTOR (XR, YR, ZELEV, ZHILL, ZFLAG)	NETWORK OF TYPE	GRID-ID
ALL	HIGH 1ST HIGH VALUE IS	1634.72888	ON 02050105: AT (	161.60, 213.80, 0.00, 0.00, 1.80)	DC	
	HIGH 2ND HIGH VALUE IS	1626.34119	ON 02090823: AT (	161.60, 213.80, 0.00, 0.00, 1.80)	DC	

*** RECEPTOR TYPES: GC = GRIDCART
GP = GRIDPOLR
DC = DISCCART
DP = DISCPOLR

**MODELOPTs:
CONC DFAULT ELEV FLGPOL

*** THE SUMMARY OF HIGHEST 8-HR RESULTS ***

** CONC OF CO IN MICROGRAMS/M**3 **

GROUP ID		AVERAGE CONC	DATE (YYMMDDHH)	RECEPTOR (XR, YR, ZELEV, ZHILL, ZFLAG)	NETWORK OF TYPE	GRID-ID
ALL	HIGH 1ST HIGH VALUE IS	1023.64276	ON 02022508:	AT (157.40, 207.70, 0.00, 0.00, 1.80)	DC	
	HIGH 2ND HIGH VALUE IS	1020.98340c	ON 02050108:	AT (157.40, 207.70, 0.00, 0.00, 1.80)	DC	

*** RECEPTOR TYPES: GC = GRIDCART
GP = GRIDPOLR
DC = DISCCART
DP = DISCPOLR

**MODELOPTs:
CONC DFAULT ELEV FLGPOL

*** Message Summary : AERMOD Model Execution ***

--------- Summary of Total Messages --------

A Total of 0 Fatal Error Message(s)
A Total of 61 Warning Message(s)
A Total of 239 Informational Message(s)

A Total of 239 Calm Hours Identified

A Total of 0 Missing Hours Identified (0.00 Percent)

******** FATAL ERROR MESSAGES ********
*** NONE ***

******** WARNING MESSAGES ********

CO W206	3	MODOPT:Regulatory DFAULT Overrides Non-DFAULT Option For FLAT
RE W228	150	DISCAR:Default(s) Used for Missing Parameters on Keyword DISCCART
RE W228	151	DISCAR:Default(s) Used for Missing Parameters on Keyword DISCCART
RE W228	152	DISCAR:Default(s) Used for Missing Parameters on Keyword DISCCART
RE W228	153	DISCAR:Default(s) Used for Missing Parameters on Keyword DISCCART
RE W228	154	DISCAR:Default(s) Used for Missing Parameters on Keyword DISCCART
RE W228	155	DISCAR:Default(s) Used for Missing Parameters on Keyword DISCCART
RE W228	156	DISCAR:Default(s) Used for Missing Parameters on Keyword DISCCART
RE W228	157	DISCAR:Default(s) Used for Missing Parameters on Keyword DISCCART
RE W228	158	DISCAR:Default(s) Used for Missing Parameters on Keyword DISCCART
RE W228	159	DISCAR:Default(s) Used for Missing Parameters on Keyword DISCCART
RE W228	160	DISCAR:Default(s) Used for Missing Parameters on Keyword DISCCART
RE W228	161	DISCAR:Default(s) Used for Missing Parameters on Keyword DISCCART
RE W228	162	DISCAR:Default(s) Used for Missing Parameters on Keyword DISCCART
RE W228	163	DISCAR:Default(s) Used for Missing Parameters on Keyword DISCCART
RE W228	164	DISCAR:Default(s) Used for Missing Parameters on Keyword DISCCART
RE W228	165	DISCAR:Default(s) Used for Missing Parameters on Keyword DISCCART
RE W228	166	DISCAR:Default(s) Used for Missing Parameters on Keyword DISCCART
RE W228	167	DISCAR:Default(s) Used for Missing Parameters on Keyword DISCCART
RE W228	168	DISCAR:Default(s) Used for Missing Parameters on Keyword DISCCART
RE W228	169	DISCAR:Default(s) Used for Missing Parameters on Keyword DISCCART
RE W228	170	DISCAR:Default(s) Used for Missing Parameters on Keyword DISCCART
RE W228	171	DISCAR:Default(s) Used for Missing Parameters on Keyword DISCCART
RE W228	172	DISCAR:Default(s) Used for Missing Parameters on Keyword DISCCART
RE W228	173	DISCAR:Default(s) Used for Missing Parameters on Keyword DISCCART
RE W228	174	DISCAR:Default(s) Used for Missing Parameters on Keyword DISCCART
RE W228	175	DISCAR:Default(s) Used for Missing Parameters on Keyword DISCCART
RE W228	176	DISCAR:Default(s) Used for Missing Parameters on Keyword DISCCART

```
RE W228   177 DISCAR:Default(s) Used for Missing Parameters on Keyword  DISCCART
RE W228   178 DISCAR:Default(s) Used for Missing Parameters on Keyword  DISCCART
RE W228   179 DISCAR:Default(s) Used for Missing Parameters on Keyword  DISCCART
RE W228   180 DISCAR:Default(s) Used for Missing Parameters on Keyword  DISCCART
RE W228   181 DISCAR:Default(s) Used for Missing Parameters on Keyword  DISCCART
RE W228   182 DISCAR:Default(s) Used for Missing Parameters on Keyword  DISCCART
RE W228   183 DISCAR:Default(s) Used for Missing Parameters on Keyword  DISCCART
RE W228   184 DISCAR:Default(s) Used for Missing Parameters on Keyword  DISCCART
RE W228   185 DISCAR:Default(s) Used for Missing Parameters on Keyword  DISCCART
RE W228   186 DISCAR:Default(s) Used for Missing Parameters on Keyword  DISCCART
RE W228   187 DISCAR:Default(s) Used for Missing Parameters on Keyword  DISCCART
RE W228   188 DISCAR:Default(s) Used for Missing Parameters on Keyword  DISCCART
RE W228   189 DISCAR:Default(s) Used for Missing Parameters on Keyword  DISCCART
RE W228   190 DISCAR:Default(s) Used for Missing Parameters on Keyword  DISCCART
RE W228   191 DISCAR:Default(s) Used for Missing Parameters on Keyword  DISCCART
RE W228   192 DISCAR:Default(s) Used for Missing Parameters on Keyword  DISCCART
RE W228   193 DISCAR:Default(s) Used for Missing Parameters on Keyword  DISCCART
RE W228   194 DISCAR:Default(s) Used for Missing Parameters on Keyword  DISCCART
RE W228   195 DISCAR:Default(s) Used for Missing Parameters on Keyword  DISCCART
RE W228   196 DISCAR:Default(s) Used for Missing Parameters on Keyword  DISCCART
RE W228   197 DISCAR:Default(s) Used for Missing Parameters on Keyword  DISCCART
RE W228   198 DISCAR:Default(s) Used for Missing Parameters on Keyword  DISCCART
RE W228   199 DISCAR:Default(s) Used for Missing Parameters on Keyword  DISCCART
RE W228   200 DISCAR:Default(s) Used for Missing Parameters on Keyword  DISCCART
RE W228   201 DISCAR:Default(s) Used for Missing Parameters on Keyword  DISCCART
RE W228   202 DISCAR:Default(s) Used for Missing Parameters on Keyword  DISCCART
RE W228   203 DISCAR:Default(s) Used for Missing Parameters on Keyword  DISCCART
RE W228   204 DISCAR:Default(s) Used for Missing Parameters on Keyword  DISCCART
RE W228   205 DISCAR:Default(s) Used for Missing Parameters on Keyword  DISCCART
RE W228   206 DISCAR:Default(s) Used for Missing Parameters on Keyword  DISCCART
RE W228   207 DISCAR:Default(s) Used for Missing Parameters on Keyword  DISCCART
RE W228   208 DISCAR:Default(s) Used for Missing Parameters on Keyword  DISCCART
RE W228   209 DISCAR:Default(s) Used for Missing Parameters on Keyword  DISCCART

   ************************************
   *** AERMOD Finishes Successfully ***
   ************************************
```

```
CO STARTING
   TITLEONE  HSS FDR 68St-Site Platform AQ-Build Condition
   MODELOPT  CONC DFAULT  FLAT
   AVERTIME  1  8
   POLLUTID  CO
   RUNORNOT  RUN
   URBANOPT  1500000
   ERRORFIL  ERRORS.OUT
   FLAGPOLE  1.8
CO FINISHED

SO STARTING
** Source Location              X      Y     Z
** Parameters:                 -----  -----  ----
** FDR Northbound
   LOCATION  BLOCK1   VOLUME    7.3    0.7   0.
   LOCATION  BLOCK2   VOLUME   12.8    8.8   0.
   LOCATION  BLOCK3   VOLUME   18.3   16.9   0.
   LOCATION  BLOCK4   VOLUME   23.9   24.9   0.
   LOCATION  BLOCK5   VOLUME   29.4   33.0   0.
   LOCATION  BLOCK6   VOLUME   34.9   41.0   0.
   LOCATION  BLOCK7   VOLUME   40.4   49.1   0.
   LOCATION  BLOCK8   VOLUME   45.9   57.1   0.
   LOCATION  BLOCK9   VOLUME   51.4   65.2   0.
   LOCATION  BLOCK10  VOLUME   56.9   73.3   0.
   LOCATION  BLOCK11  VOLUME   62.4   81.3   0.
   LOCATION  BLOCK12  VOLUME   67.9   89.4   0.
   LOCATION  BLOCK13  VOLUME   73.5   97.4   0.
   LOCATION  BLOCK14  VOLUME   79.0  105.5   0.
   LOCATION  BLOCK15  VOLUME   84.5  113.5   0.
   LOCATION  BLOCK16  VOLUME   90.0  121.6   0.
   LOCATION  BLOCK17  VOLUME   95.5  129.6   0.
   LOCATION  BLOCK18  VOLUME  101.0  137.7   0.
   LOCATION  BLOCK19  VOLUME  106.5  145.8   0.
   LOCATION  BLOCK20  VOLUME  112.0  153.8   0.
   LOCATION  BLOCK21  VOLUME  117.5  161.9   0.
   LOCATION  BLOCK22  VOLUME  123.0  169.9   0.
   LOCATION  BLOCK23  VOLUME  128.6  178.0   0.
   LOCATION  BLOCK24  VOLUME  134.1  186.0   0.
   LOCATION  BLOCK25  VOLUME  139.6  194.1   0.
   LOCATION  BLOCK26  VOLUME  145.1  202.2   0.
   LOCATION  BLOCK27  VOLUME  150.6  210.2   0.
   LOCATION  BLOCK28  VOLUME  156.1  218.3   0.
   LOCATION  BLOCK29  VOLUME  161.6  226.3   0.

** FDR Southbound
   LOCATION  BLOCK30  VOLUME   -1.8    7.3   0.
   LOCATION  BLOCK31  VOLUME    3.7   15.4   0.
   LOCATION  BLOCK32  VOLUME    9.2   23.4   0.
   LOCATION  BLOCK33  VOLUME   14.7   31.5   0.
   LOCATION  BLOCK34  VOLUME   20.2   39.5   0.
   LOCATION  BLOCK35  VOLUME   25.7   47.6   0.
   LOCATION  BLOCK36  VOLUME   31.2   55.6   0.
   LOCATION  BLOCK37  VOLUME   36.8   63.7   0.
   LOCATION  BLOCK38  VOLUME   42.3   71.8   0.
   LOCATION  BLOCK39  VOLUME   47.8   79.8   0.
   LOCATION  BLOCK40  VOLUME   53.3   87.9   0.
   LOCATION  BLOCK41  VOLUME   58.8   95.9   0.
   LOCATION  BLOCK42  VOLUME   64.3  104.0   0.
```

```
   LOCATION   BLOCK43  VOLUME   69.8  112.0   0.
   LOCATION   BLOCK44  VOLUME   75.3  120.1   0.
   LOCATION   BLOCK45  VOLUME   80.8  128.2   0.
   LOCATION   BLOCK46  VOLUME   86.4  136.2   0.
   LOCATION   BLOCK47  VOLUME   91.9  144.3   0.
   LOCATION   BLOCK48  VOLUME   97.4  152.3   0.
   LOCATION   BLOCK49  VOLUME  102.9  160.4   0.
   LOCATION   BLOCK50  VOLUME  108.4  168.4   0.
   LOCATION   BLOCK51  VOLUME  113.9  176.5   0.
   LOCATION   BLOCK52  VOLUME  119.4  184.6   0.
   LOCATION   BLOCK53  VOLUME  124.9  192.6   0.
   LOCATION   BLOCK54  VOLUME  130.4  200.7   0.
   LOCATION   BLOCK55  VOLUME  135.9  208.7   0.
   LOCATION   BLOCK56  VOLUME  141.5  216.8   0.
   LOCATION   BLOCK57  VOLUME  147.0  224.8   0.
   LOCATION   BLOCK58  VOLUME  152.5  232.9   0.

   URBANSRC BLOCK1-BLOCK58

** Volume Source       Rate   Height    Sy    Sz
** Parameters:        ------  -----   -----  -----
** FDR Northbound
   SRCPARAM   BLOCK1  0.0403   2.6     4.5   2.4
   SRCPARAM   BLOCK2  0.0403   2.6     4.5   2.4
   SRCPARAM   BLOCK3  0.0403   2.6     4.5   2.4
   SRCPARAM   BLOCK4  0.0403   2.6     4.5   2.4
   SRCPARAM   BLOCK5  0.0403   2.6     4.5   2.4
   SRCPARAM   BLOCK6  0.0403   2.6     4.5   2.4
   SRCPARAM   BLOCK7  0.0403   2.6     4.5   2.4
   SRCPARAM   BLOCK8  0.0403   2.6     4.5   2.4
   SRCPARAM   BLOCK9  0.0403   2.6     4.5   2.4
   SRCPARAM   BLOCK10 0.0403   2.6     4.5   2.4
   SRCPARAM   BLOCK11 0.0403   2.6     4.5   2.4
   SRCPARAM   BLOCK12 0.0403   2.6     4.5   2.4
   SRCPARAM   BLOCK13 0.0403   2.6     4.5   2.4
   SRCPARAM   BLOCK14 0.0403   2.6     4.5   2.4
   SRCPARAM   BLOCK15 0.0403   2.6     4.5   2.4
   SRCPARAM   BLOCK16 0.0403   2.6     4.5   2.4
   SRCPARAM   BLOCK17 0.0403   2.6     4.5   2.4
   SRCPARAM   BLOCK18 0.0403   2.6     4.5   2.4
   SRCPARAM   BLOCK19 0.0403   2.6     4.5   2.4
   SRCPARAM   BLOCK20 0.0403   2.6     4.5   2.4
   SRCPARAM   BLOCK21 0.0403   2.6     4.5   2.4
   SRCPARAM   BLOCK22 0.0403   2.6     4.5   2.4
   SRCPARAM   BLOCK23 0.0403   2.6     4.5   2.4
   SRCPARAM   BLOCK24 0.0403   2.6     4.5   2.4
   SRCPARAM   BLOCK25 0.0626   2.6     4.5   2.4
   SRCPARAM   BLOCK26 0.0626   2.6     4.5   2.4
   SRCPARAM   BLOCK27 0.0626   2.6     4.5   2.4
   SRCPARAM   BLOCK28 0.0626   2.6     4.5   2.4
   SRCPARAM   BLOCK29 0.0626   2.6     4.5   2.4

** FDR Southbound with Service Road addition
   SRCPARAM   BLOCK30 0.0441   2.6     4.5   2.4
   SRCPARAM   BLOCK31 0.0441   2.6     4.5   2.4
   SRCPARAM   BLOCK32 0.0441   2.6     4.5   2.4
   SRCPARAM   BLOCK33 0.0441   2.6     4.5   2.4
   SRCPARAM   BLOCK34 0.0441   2.6     4.5   2.4
   SRCPARAM   BLOCK35 0.0441   2.6     4.5   2.4
```

```
   SRCPARAM   BLOCK36  0.0441   2.6     4.5   2.4
   SRCPARAM   BLOCK37  0.0441   2.6     4.5   2.4
   SRCPARAM   BLOCK38  0.0441   2.6     4.5   2.4
   SRCPARAM   BLOCK39  0.0441   2.6     4.5   2.4
   SRCPARAM   BLOCK40  0.0441   2.6     4.5   2.4
   SRCPARAM   BLOCK41  0.0441   2.6     4.5   2.4
   SRCPARAM   BLOCK42  0.0441   2.6     4.5   2.4
   SRCPARAM   BLOCK43  0.0441   2.6     4.5   2.4
   SRCPARAM   BLOCK44  0.0441   2.6     4.5   2.4
   SRCPARAM   BLOCK45  0.0441   2.6     4.5   2.4
   SRCPARAM   BLOCK46  0.0441   2.6     4.5   2.4
   SRCPARAM   BLOCK47  0.0441   2.6     4.5   2.4
   SRCPARAM   BLOCK48  0.0441   2.6     4.5   2.4
   SRCPARAM   BLOCK49  0.0441   2.6     4.5   2.4
   SRCPARAM   BLOCK50  0.0441   2.6     4.5   2.4
   SRCPARAM   BLOCK51  0.0441   2.6     4.5   2.4
   SRCPARAM   BLOCK52  0.0441   2.6     4.5   2.4
   SRCPARAM   BLOCK53  0.0441   2.6     4.5   2.4
   SRCPARAM   BLOCK54  0.0744   2.6     4.5   2.4
   SRCPARAM   BLOCK55  0.0744   2.6     4.5   2.4
   SRCPARAM   BLOCK56  0.0744   2.6     4.5   2.4
   SRCPARAM   BLOCK57  0.0744   2.6     4.5   2.4
   SRCPARAM   BLOCK58  0.0744   2.6     4.5   2.4

   SRCGROUP   ALL
SO FINISHED

RE STARTING
   ELEVUNIT METERS
** Receptor      X              Y
** Location   ------    ------
   DISCCART     10.4      -7.1
   DISCCART     14.6      -1.1
   DISCCART     18.8       5.0
   DISCCART     23.0      11.2
   DISCCART     27.2      17.3
   DISCCART     31.4      23.5
   DISCCART     35.6      29.6
   DISCCART     39.8      35.7
   DISCCART     44.0      41.9
   DISCCART     48.2      48.0
   DISCCART     52.4      54.2
   DISCCART     56.6      60.3
   DISCCART     60.8      66.4
   DISCCART     65.0      72.6
   DISCCART     69.2      78.7
   DISCCART     73.4      84.9
   DISCCART     77.6      91.0
   DISCCART     81.8      97.2
   DISCCART     86.0     103.3
   DISCCART     90.2     109.4
   DISCCART     94.4     115.6
   DISCCART     98.6     121.7
   DISCCART    102.8     127.9
   DISCCART    107.0     134.0
   DISCCART    111.2     140.1
   DISCCART    115.4     146.3
   DISCCART    119.6     152.4
   DISCCART    123.8     158.6
```

```
   DISCCART   128.0    164.7
   DISCCART   132.2    170.8
   DISCCART   136.4    177.0
   DISCCART   140.6    183.1
   DISCCART   144.8    189.3
   DISCCART   149.0    195.4
   DISCCART   153.2    201.6
   DISCCART   157.4    207.7
   DISCCART   161.6    213.8
   DISCCART   165.8    220.0
   DISCCART   170.0    226.1
   DISCCART   174.2    232.3
   DISCCART   178.4    238.4
   DISCCART   182.6    244.5
   DISCCART   186.8    250.7
   DISCCART   191.0    256.8
   DISCCART   195.2    263.0
   DISCCART   199.4    269.1
   DISCCART   203.6    275.3
   DISCCART   207.8    281.4
   DISCCART   212.0    287.5
   DISCCART   216.2    293.7
   DISCCART   220.4    299.8
   DISCCART   224.6    306.0
   DISCCART   228.8    312.1
   DISCCART   233.0    318.2
   DISCCART   237.2    324.4
   DISCCART   241.4    330.5
   DISCCART     6.2    -13.4
   DISCCART     2.0    -19.5
   DISCCART    -2.2    -25.7
   DISCCART    -6.4    -31.8

RE FINISHED

ME STARTING
   SURFFILE  LGAOKX03.SFC
   PROFFILE  LGAOKX03.PFL
   SURFDATA  14732  2003  LA GUARDIA
   UAIRDATA  94703  2003  BROOKHAVEN
   PROFBASE  0.0
ME FINISHED

OU STARTING
   RECTABLE  ALLAVE  FIRST-SECOND
   MAXTABLE  ALLAVE  10
OU FINISHED


 *** Message Summary For AERMOD Model Setup ***

 --------- Summary of Total Messages --------

A Total of            0 Fatal Error Message(s)
A Total of           61 Warning Message(s)
A Total of            0 Informational Message(s)


   ******** FATAL ERROR MESSAGES ********
```

*** NONE ***

******** WARNING MESSAGES ********

```
CO W206     3 MODOPT:Regulatory DFAULT Overrides Non-DFAULT Option For  FLAT
RE W228   150 DISCAR:Default(s) Used for Missing Parameters on Keyword  DISCCART
RE W228   151 DISCAR:Default(s) Used for Missing Parameters on Keyword  DISCCART
RE W228   152 DISCAR:Default(s) Used for Missing Parameters on Keyword  DISCCART
RE W228   153 DISCAR:Default(s) Used for Missing Parameters on Keyword  DISCCART
RE W228   154 DISCAR:Default(s) Used for Missing Parameters on Keyword  DISCCART
RE W228   155 DISCAR:Default(s) Used for Missing Parameters on Keyword  DISCCART
RE W228   156 DISCAR:Default(s) Used for Missing Parameters on Keyword  DISCCART
RE W228   157 DISCAR:Default(s) Used for Missing Parameters on Keyword  DISCCART
RE W228   158 DISCAR:Default(s) Used for Missing Parameters on Keyword  DISCCART
RE W228   159 DISCAR:Default(s) Used for Missing Parameters on Keyword  DISCCART
RE W228   160 DISCAR:Default(s) Used for Missing Parameters on Keyword  DISCCART
RE W228   161 DISCAR:Default(s) Used for Missing Parameters on Keyword  DISCCART
RE W228   162 DISCAR:Default(s) Used for Missing Parameters on Keyword  DISCCART
RE W228   163 DISCAR:Default(s) Used for Missing Parameters on Keyword  DISCCART
RE W228   164 DISCAR:Default(s) Used for Missing Parameters on Keyword  DISCCART
RE W228   165 DISCAR:Default(s) Used for Missing Parameters on Keyword  DISCCART
RE W228   166 DISCAR:Default(s) Used for Missing Parameters on Keyword  DISCCART
RE W228   167 DISCAR:Default(s) Used for Missing Parameters on Keyword  DISCCART
RE W228   168 DISCAR:Default(s) Used for Missing Parameters on Keyword  DISCCART
RE W228   169 DISCAR:Default(s) Used for Missing Parameters on Keyword  DISCCART
RE W228   170 DISCAR:Default(s) Used for Missing Parameters on Keyword  DISCCART
RE W228   171 DISCAR:Default(s) Used for Missing Parameters on Keyword  DISCCART
RE W228   172 DISCAR:Default(s) Used for Missing Parameters on Keyword  DISCCART
RE W228   173 DISCAR:Default(s) Used for Missing Parameters on Keyword  DISCCART
RE W228   174 DISCAR:Default(s) Used for Missing Parameters on Keyword  DISCCART
RE W228   175 DISCAR:Default(s) Used for Missing Parameters on Keyword  DISCCART
RE W228   176 DISCAR:Default(s) Used for Missing Parameters on Keyword  DISCCART
RE W228   177 DISCAR:Default(s) Used for Missing Parameters on Keyword  DISCCART
RE W228   178 DISCAR:Default(s) Used for Missing Parameters on Keyword  DISCCART
RE W228   179 DISCAR:Default(s) Used for Missing Parameters on Keyword  DISCCART
RE W228   180 DISCAR:Default(s) Used for Missing Parameters on Keyword  DISCCART
RE W228   181 DISCAR:Default(s) Used for Missing Parameters on Keyword  DISCCART
RE W228   182 DISCAR:Default(s) Used for Missing Parameters on Keyword  DISCCART
RE W228   183 DISCAR:Default(s) Used for Missing Parameters on Keyword  DISCCART
RE W228   184 DISCAR:Default(s) Used for Missing Parameters on Keyword  DISCCART
RE W228   185 DISCAR:Default(s) Used for Missing Parameters on Keyword  DISCCART
RE W228   186 DISCAR:Default(s) Used for Missing Parameters on Keyword  DISCCART
RE W228   187 DISCAR:Default(s) Used for Missing Parameters on Keyword  DISCCART
RE W228   188 DISCAR:Default(s) Used for Missing Parameters on Keyword  DISCCART
RE W228   189 DISCAR:Default(s) Used for Missing Parameters on Keyword  DISCCART
RE W228   190 DISCAR:Default(s) Used for Missing Parameters on Keyword  DISCCART
RE W228   191 DISCAR:Default(s) Used for Missing Parameters on Keyword  DISCCART
RE W228   192 DISCAR:Default(s) Used for Missing Parameters on Keyword  DISCCART
RE W228   193 DISCAR:Default(s) Used for Missing Parameters on Keyword  DISCCART
RE W228   194 DISCAR:Default(s) Used for Missing Parameters on Keyword  DISCCART
RE W228   195 DISCAR:Default(s) Used for Missing Parameters on Keyword  DISCCART
RE W228   196 DISCAR:Default(s) Used for Missing Parameters on Keyword  DISCCART
RE W228   197 DISCAR:Default(s) Used for Missing Parameters on Keyword  DISCCART
RE W228   198 DISCAR:Default(s) Used for Missing Parameters on Keyword  DISCCART
RE W228   199 DISCAR:Default(s) Used for Missing Parameters on Keyword  DISCCART
RE W228   200 DISCAR:Default(s) Used for Missing Parameters on Keyword  DISCCART
RE W228   201 DISCAR:Default(s) Used for Missing Parameters on Keyword  DISCCART
RE W228   202 DISCAR:Default(s) Used for Missing Parameters on Keyword  DISCCART
RE W228   203 DISCAR:Default(s) Used for Missing Parameters on Keyword  DISCCART
```

```
RE W228   204 DISCAR:Default(s) Used for Missing Parameters on Keyword  DISCCART
RE W228   205 DISCAR:Default(s) Used for Missing Parameters on Keyword  DISCCART
RE W228   206 DISCAR:Default(s) Used for Missing Parameters on Keyword  DISCCART
RE W228   207 DISCAR:Default(s) Used for Missing Parameters on Keyword  DISCCART
RE W228   208 DISCAR:Default(s) Used for Missing Parameters on Keyword  DISCCART
RE W228   209 DISCAR:Default(s) Used for Missing Parameters on Keyword  DISCCART

**********************************
*** SETUP Finishes Successfully ***
**********************************
```

CONC DFAULT ELEV FLGPOL

*** MODEL SETUP OPTIONS SUMMARY ***

**Model Is Setup For Calculation of Average CONCentration Values.

-- DEPOSITION LOGIC --
**Model Uses NO DRY DEPLETION. DDPLETE = F
**Model Uses NO WET DEPLETION. WDPLETE = F
**NO GAS DRY DEPOSITION Data Provided.

**Model Uses URBAN Dispersion Algorithm for the SBL for 58 Source(s).
The Urban Population = 1500000.0 ; Urban Roughness Length = 1.000 m

**Model Uses Regulatory DEFAULT Options:
1. Stack-tip Downwash.
2. Model Accounts for ELEVated Terrain Effects.
3. Use Calms Processing Routine.
4. Use Missing Data Processing Routine.
5. "Upper Bound" Values for Supersquat Buildings.
6. No Exponential Decay for URBAN/Non-SO2

**Model Accepts FLAGPOLE Receptor Heights.

**Model Calculates 2 Short Term Average(s) of: 1-HR 8-HR

**This Run Includes: 58 Source(s); 1 Source Group(s); and 60 Receptor(s)

**The Model Assumes A Pollutant Type of: CO

**Model Set To Continue RUNning After the Setup Testing.

**Output Options Selected:
Model Outputs Tables of Highest Short Term Values by Receptor (RECTABLE Keyword)
Model Outputs Tables of Overall Maximum Short Term Values (MAXTABLE Keyword)

**NOTE: The Following Flags May Appear Following CONC Values: c for Calm Hours
m for Missing Hours
b for Both Calm and Missing Hours

**Misc. Inputs: Base Elev. for Pot. Temp. Profile (m MSL) = 0.00 ; Decay Coef. = 0.000 ; Rot. Angle = 0.0
Emission Units = GRAMS/SEC ; Emission Rate Unit Factor = 0.10000E+07
Output Units = MICROGRAMS/M**3

**Approximate Storage Requirements of Model = 1.3 MB of RAM.

**Detailed Error/Message File: ERRORS.OUT

CONC DFAULT ELEV FLGPOL

*** VOLUME SOURCE DATA ***

SOURCE ID	NUMBER PART. CATS.	EMISSION RATE (GRAMS/SEC)	X (METERS)	Y (METERS)	BASE ELEV. (METERS)	RELEASE HEIGHT (METERS)	INIT. SY (METERS)	INIT. SZ (METERS)	URBAN SOURCE	EMISSION RATE SCALAR VARY BY
BLOCK1	0	0.40300E-01	7.3	0.7	0.0	2.60	4.50	2.40	YES	
BLOCK2	0	0.40300E-01	12.8	8.8	0.0	2.60	4.50	2.40	YES	
BLOCK3	0	0.40300E-01	18.3	16.9	0.0	2.60	4.50	2.40	YES	
BLOCK4	0	0.40300E-01	23.9	24.9	0.0	2.60	4.50	2.40	YES	
BLOCK5	0	0.40300E-01	29.4	33.0	0.0	2.60	4.50	2.40	YES	
BLOCK6	0	0.40300E-01	34.9	41.0	0.0	2.60	4.50	2.40	YES	
BLOCK7	0	0.40300E-01	40.4	49.1	0.0	2.60	4.50	2.40	YES	
BLOCK8	0	0.40300E-01	45.9	57.1	0.0	2.60	4.50	2.40	YES	
BLOCK9	0	0.40300E-01	51.4	65.2	0.0	2.60	4.50	2.40	YES	
BLOCK10	0	0.40300E-01	56.9	73.3	0.0	2.60	4.50	2.40	YES	
BLOCK11	0	0.40300E-01	62.4	81.3	0.0	2.60	4.50	2.40	YES	
BLOCK12	0	0.40300E-01	67.9	89.4	0.0	2.60	4.50	2.40	YES	
BLOCK13	0	0.40300E-01	73.5	97.4	0.0	2.60	4.50	2.40	YES	
BLOCK14	0	0.40300E-01	79.0	105.5	0.0	2.60	4.50	2.40	YES	
BLOCK15	0	0.40300E-01	84.5	113.5	0.0	2.60	4.50	2.40	YES	
BLOCK16	0	0.40300E-01	90.0	121.6	0.0	2.60	4.50	2.40	YES	
BLOCK17	0	0.40300E-01	95.5	129.6	0.0	2.60	4.50	2.40	YES	
BLOCK18	0	0.40300E-01	101.0	137.7	0.0	2.60	4.50	2.40	YES	
BLOCK19	0	0.40300E-01	106.5	145.8	0.0	2.60	4.50	2.40	YES	
BLOCK20	0	0.40300E-01	112.0	153.8	0.0	2.60	4.50	2.40	YES	
BLOCK21	0	0.40300E-01	117.5	161.9	0.0	2.60	4.50	2.40	YES	
BLOCK22	0	0.40300E-01	123.0	169.9	0.0	2.60	4.50	2.40	YES	
BLOCK23	0	0.40300E-01	128.6	178.0	0.0	2.60	4.50	2.40	YES	
BLOCK24	0	0.40300E-01	134.1	186.0	0.0	2.60	4.50	2.40	YES	
BLOCK25	0	0.62600E-01	139.6	194.1	0.0	2.60	4.50	2.40	YES	
BLOCK26	0	0.62600E-01	145.1	202.2	0.0	2.60	4.50	2.40	YES	
BLOCK27	0	0.62600E-01	150.6	210.2	0.0	2.60	4.50	2.40	YES	
BLOCK28	0	0.62600E-01	156.1	218.3	0.0	2.60	4.50	2.40	YES	
BLOCK29	0	0.62600E-01	161.6	226.3	0.0	2.60	4.50	2.40	YES	
BLOCK30	0	0.44100E-01	-1.8	7.3	0.0	2.60	4.50	2.40	YES	
BLOCK31	0	0.44100E-01	3.7	15.4	0.0	2.60	4.50	2.40	YES	
BLOCK32	0	0.44100E-01	9.2	23.4	0.0	2.60	4.50	2.40	YES	
BLOCK33	0	0.44100E-01	14.7	31.5	0.0	2.60	4.50	2.40	YES	
BLOCK34	0	0.44100E-01	20.2	39.5	0.0	2.60	4.50	2.40	YES	
BLOCK35	0	0.44100E-01	25.7	47.6	0.0	2.60	4.50	2.40	YES	
BLOCK36	0	0.44100E-01	31.2	55.6	0.0	2.60	4.50	2.40	YES	
BLOCK37	0	0.44100E-01	36.8	63.7	0.0	2.60	4.50	2.40	YES	
BLOCK38	0	0.44100E-01	42.3	71.8	0.0	2.60	4.50	2.40	YES	
BLOCK39	0	0.44100E-01	47.8	79.8	0.0	2.60	4.50	2.40	YES	
BLOCK40	0	0.44100E-01	53.3	87.9	0.0	2.60	4.50	2.40	YES	

**MODELOPTs:
CONC DFAULT ELEV FLGPOL

*** VOLUME SOURCE DATA ***

SOURCE ID	NUMBER PART. CATS.	EMISSION RATE (GRAMS/SEC)	X (METERS)	Y (METERS)	BASE ELEV. (METERS)	RELEASE HEIGHT (METERS)	INIT. SY (METERS)	INIT. SZ (METERS)	URBAN SOURCE	EMISSION RATE SCALAR VARY BY
BLOCK41	0	0.44100E-01	58.8	95.9	0.0	2.60	4.50	2.40	YES	
BLOCK42	0	0.44100E-01	64.3	104.0	0.0	2.60	4.50	2.40	YES	
BLOCK43	0	0.44100E-01	69.8	112.0	0.0	2.60	4.50	2.40	YES	
BLOCK44	0	0.44100E-01	75.3	120.1	0.0	2.60	4.50	2.40	YES	
BLOCK45	0	0.44100E-01	80.8	128.2	0.0	2.60	4.50	2.40	YES	
BLOCK46	0	0.44100E-01	86.4	136.2	0.0	2.60	4.50	2.40	YES	
BLOCK47	0	0.44100E-01	91.9	144.3	0.0	2.60	4.50	2.40	YES	
BLOCK48	0	0.44100E-01	97.4	152.3	0.0	2.60	4.50	2.40	YES	
BLOCK49	0	0.44100E-01	102.9	160.4	0.0	2.60	4.50	2.40	YES	
BLOCK50	0	0.44100E-01	108.4	168.4	0.0	2.60	4.50	2.40	YES	
BLOCK51	0	0.44100E-01	113.9	176.5	0.0	2.60	4.50	2.40	YES	
BLOCK52	0	0.44100E-01	119.4	184.6	0.0	2.60	4.50	2.40	YES	
BLOCK53	0	0.44100E-01	124.9	192.6	0.0	2.60	4.50	2.40	YES	
BLOCK54	0	0.74400E-01	130.4	200.7	0.0	2.60	4.50	2.40	YES	
BLOCK55	0	0.74400E-01	135.9	208.7	0.0	2.60	4.50	2.40	YES	
BLOCK56	0	0.74400E-01	141.5	216.8	0.0	2.60	4.50	2.40	YES	
BLOCK57	0	0.74400E-01	147.0	224.8	0.0	2.60	4.50	2.40	YES	
BLOCK58	0	0.74400E-01	152.5	232.9	0.0	2.60	4.50	2.40	YES	

**MODELOPTs:
CONC DFAULT ELEV FLGPOL

*** SOURCE IDs DEFINING SOURCE GROUPS ***

GROUP ID	SOURCE IDs
ALL	BLOCK1 , BLOCK2 , BLOCK3 , BLOCK4 , BLOCK5 , BLOCK6 , BLOCK7 , BLOCK8 , BLOCK9 , BLOCK10 , BLOCK11 , BLOCK12 , BLOCK13 , BLOCK14 , BLOCK15 , BLOCK16 , BLOCK17 , BLOCK18 , BLOCK19 , BLOCK20 , BLOCK21 , BLOCK22 , BLOCK23 , BLOCK24 , BLOCK25 , BLOCK26 , BLOCK27 , BLOCK28 , BLOCK29 , BLOCK30 , BLOCK31 , BLOCK32 , BLOCK33 , BLOCK34 , BLOCK35 , BLOCK36 , BLOCK37 , BLOCK38 , BLOCK39 , BLOCK40 , BLOCK41 , BLOCK42 , BLOCK43 , BLOCK44 , BLOCK45 , BLOCK46 , BLOCK47 , BLOCK48 , BLOCK49 , BLOCK50 , BLOCK51 , BLOCK52 , BLOCK53 , BLOCK54 , BLOCK55 , BLOCK56 , BLOCK57 , BLOCK58 ,

**MODELOPTs:
CONC DFAULT ELEV FLGPOL

*** DISCRETE CARTESIAN RECEPTORS ***
(X-COORD, Y-COORD, ZELEV, ZHILL, ZFLAG)
(METERS)

(	10.4,	-7.1,	0.0,	0.0,	1.8);	(	14.6,	-1.1,	0.0,	0.0,	1.8);
(	18.8,	5.0,	0.0,	0.0,	1.8);	(	23.0,	11.2,	0.0,	0.0,	1.8);
(	27.2,	17.3,	0.0,	0.0,	1.8);	(	31.4,	23.5,	0.0,	0.0,	1.8);
(	35.6,	29.6,	0.0,	0.0,	1.8);	(	39.8,	35.7,	0.0,	0.0,	1.8);
(	44.0,	41.9,	0.0,	0.0,	1.8);	(	48.2,	48.0,	0.0,	0.0,	1.8);
(	52.4,	54.2,	0.0,	0.0,	1.8);	(	56.6,	60.3,	0.0,	0.0,	1.8);
(	60.8,	66.4,	0.0,	0.0,	1.8);	(	65.0,	72.6,	0.0,	0.0,	1.8);
(	69.2,	78.7,	0.0,	0.0,	1.8);	(	73.4,	84.9,	0.0,	0.0,	1.8);
(	77.6,	91.0,	0.0,	0.0,	1.8);	(	81.8,	97.2,	0.0,	0.0,	1.8);
(	86.0,	103.3,	0.0,	0.0,	1.8);	(	90.2,	109.4,	0.0,	0.0,	1.8);
(	94.4,	115.6,	0.0,	0.0,	1.8);	(	98.6,	121.7,	0.0,	0.0,	1.8);
(	102.8,	127.9,	0.0,	0.0,	1.8);	(	107.0,	134.0,	0.0,	0.0,	1.8);
(	111.2,	140.1,	0.0,	0.0,	1.8);	(	115.4,	146.3,	0.0,	0.0,	1.8);
(	119.6,	152.4,	0.0,	0.0,	1.8);	(	123.8,	158.6,	0.0,	0.0,	1.8);
(	128.0,	164.7,	0.0,	0.0,	1.8);	(	132.2,	170.8,	0.0,	0.0,	1.8);
(	136.4,	177.0,	0.0,	0.0,	1.8);	(	140.6,	183.1,	0.0,	0.0,	1.8);
(	144.8,	189.3,	0.0,	0.0,	1.8);	(	149.0,	195.4,	0.0,	0.0,	1.8);
(	153.2,	201.6,	0.0,	0.0,	1.8);	(	157.4,	207.7,	0.0,	0.0,	1.8);
(	161.6,	213.8,	0.0,	0.0,	1.8);	(	165.8,	220.0,	0.0,	0.0,	1.8);
(	170.0,	226.1,	0.0,	0.0,	1.8);	(	174.2,	232.3,	0.0,	0.0,	1.8);
(	178.4,	238.4,	0.0,	0.0,	1.8);	(	182.6,	244.5,	0.0,	0.0,	1.8);
(	186.8,	250.7,	0.0,	0.0,	1.8);	(	191.0,	256.8,	0.0,	0.0,	1.8);
(	195.2,	263.0,	0.0,	0.0,	1.8);	(	199.4,	269.1,	0.0,	0.0,	1.8);
(	203.6,	275.3,	0.0,	0.0,	1.8);	(	207.8,	281.4,	0.0,	0.0,	1.8);
(	212.0,	287.5,	0.0,	0.0,	1.8);	(	216.2,	293.7,	0.0,	0.0,	1.8);
(	220.4,	299.8,	0.0,	0.0,	1.8);	(	224.6,	306.0,	0.0,	0.0,	1.8);
(	228.8,	312.1,	0.0,	0.0,	1.8);	(	233.0,	318.2,	0.0,	0.0,	1.8);
(	237.2,	324.4,	0.0,	0.0,	1.8);	(	241.4,	330.5,	0.0,	0.0,	1.8);
(	6.2,	-13.4,	0.0,	0.0,	1.8);	(	2.0,	-19.5,	0.0,	0.0,	1.8);
(	-2.2,	-25.7,	0.0,	0.0,	1.8);	(	-6.4,	-31.8,	0.0,	0.0,	1.8);

**MODELOPTs:
CONC DFAULT ELEV FLGPOL

* SOURCE-RECEPTOR COMBINATIONS FOR WHICH CALCULATIONS MAY NOT BE PERFORMED *
LESS THAN 1.0 METER OR WITHIN OPEN PIT SOURCE

SOURCE ID	- - RECEPTOR LOCATION - - XR (METERS)	YR (METERS)	DISTANCE (METERS)
BLOCK1	10.4	-7.1	-1.28
BLOCK1	14.6	-1.1	-2.16
BLOCK2	14.6	-1.1	0.39
BLOCK2	18.8	5.0	-2.57
BLOCK2	23.0	11.2	0.80
BLOCK3	23.0	11.2	-2.29
BLOCK3	27.2	17.3	-0.77
BLOCK4	27.2	17.3	-1.39
BLOCK4	31.4	23.5	-2.05
BLOCK5	31.4	23.5	0.03
BLOCK5	35.6	29.6	-2.60
BLOCK6	39.8	35.7	-2.46
BLOCK6	44.0	41.9	-0.53
BLOCK7	44.0	41.9	-1.63
BLOCK7	48.2	48.0	-1.80
BLOCK8	48.2	48.0	-0.29
BLOCK8	52.4	54.2	-2.56
BLOCK9	56.6	60.3	-2.53
BLOCK9	60.8	66.4	-0.20
BLOCK10	60.8	66.4	-1.75
BLOCK10	65.0	72.6	-1.54
BLOCK11	65.0	72.6	-0.59
BLOCK11	69.2	78.7	-2.39
BLOCK12	73.4	84.9	-2.57
BLOCK12	77.6	91.0	0.16
BLOCK13	77.6	91.0	-2.07
BLOCK13	81.8	97.2	-1.37
BLOCK14	81.8	97.2	-0.92
BLOCK14	86.0	103.3	-2.34
BLOCK15	86.0	103.3	0.63
BLOCK15	90.2	109.4	-2.65
BLOCK15	94.4	115.6	0.45
BLOCK16	94.4	115.6	-2.23
BLOCK16	98.6	121.7	-1.07
BLOCK17	98.6	121.7	-1.19
BLOCK17	102.8	127.9	-2.18
BLOCK18	102.8	127.9	0.29
BLOCK18	107.0	134.0	-2.63
BLOCK18	111.2	140.1	0.80
BLOCK19	111.2	140.1	-2.29

**MODELOPTs:
CONC DFAULT ELEV FLGPOL

* SOURCE-RECEPTOR COMBINATIONS FOR WHICH CALCULATIONS MAY NOT BE PERFORMED *
LESS THAN 1.0 METER OR WITHIN OPEN PIT SOURCE

SOURCE ID	- - RECEPTOR LOCATION - - XR (METERS)	YR (METERS)	DISTANCE (METERS)
BLOCK19	115.4	146.3	-0.76
BLOCK20	115.4	146.3	-1.44
BLOCK20	119.6	152.4	-1.95
BLOCK21	119.6	152.4	0.05
BLOCK21	123.8	158.6	-2.56
BLOCK22	128.0	164.7	-2.46
BLOCK22	132.2	170.8	-0.43
BLOCK23	132.2	170.8	-1.63
BLOCK23	136.4	177.0	-1.81
BLOCK24	136.4	177.0	-0.39
BLOCK24	140.6	183.1	-2.56
BLOCK25	144.8	189.3	-2.60
BLOCK25	149.0	195.4	-0.19
BLOCK26	149.0	195.4	-1.84
BLOCK26	153.2	201.6	-1.55
BLOCK27	153.2	201.6	-0.69
BLOCK27	157.4	207.7	-2.43
BLOCK28	161.6	213.8	-2.57
BLOCK28	165.8	220.0	0.17
BLOCK29	165.8	220.0	-2.10
BLOCK29	170.0	226.1	-1.27

**MODELOPTs:
CONC DFAULT ELEV FLGPOL

*** METEOROLOGICAL DAYS SELECTED FOR PROCESSING ***
(1=YES; 0=NO)

```
1 1 1 1 1 1 1 1 1 1   1 1 1 1 1 1 1 1 1 1   1 1 1 1 1 1 1 1 1 1   1 1 1 1 1 1 1 1 1 1   1 1 1 1 1 1 1 1 1 1
1 1 1 1 1 1 1 1 1 1   1 1 1 1 1 1 1 1 1 1   1 1 1 1 1 1 1 1 1 1   1 1 1 1 1 1 1 1 1 1   1 1 1 1 1 1 1 1 1 1
1 1 1 1 1 1 1 1 1 1   1 1 1 1 1 1 1 1 1 1   1 1 1 1 1 1 1 1 1 1   1 1 1 1 1 1 1 1 1 1   1 1 1 1 1 1 1 1 1 1
1 1 1 1 1 1 1 1 1 1   1 1 1 1 1 1 1 1 1 1   1 1 1 1 1 1 1 1 1 1   1 1 1 1 1 1 1 1 1 1   1 1 1 1 1 1 1 1 1 1
1 1 1 1 1 1 1 1 1 1   1 1 1 1 1 1 1 1 1 1   1 1 1 1 1 1 1 1 1 1   1 1 1 1 1 1 1 1 1 1   1 1 1 1 1 1 1 1 1 1
1 1 1 1 1 1 1 1 1 1   1 1 1 1 1 1 1 1 1 1   1 1 1 1 1 1 1 1 1 1   1 1 1 1 1 1 1 1 1 1   1 1 1 1 1 1 1 1 1 1
1 1 1 1 1 1 1 1 1 1   1 1 1 1 1 1 1 1 1 1   1 1 1 1 1 1 1 1 1 1   1 1 1 1 1 1 1 1 1 1   1 1 1 1 1 1 1 1 1 1
1 1 1 1 1 1 1 1 1 1   1 1 1 1 1 1 1
```

METEOROLOGICAL DATA PROCESSED BETWEEN START DATE: 0 0 0 0
AND END DATE: 9999 99 99 24

NOTE: METEOROLOGICAL DATA ACTUALLY PROCESSED WILL ALSO DEPEND ON WHAT IS INCLUDED IN THE DATA FILE.

*** UPPER BOUND OF FIRST THROUGH FIFTH WIND SPEED CATEGORIES ***
(METERS/SEC)

1.54, 3.09, 5.14, 8.23, 10.80,

**MODELOPTs:
CONC DFAULT ELEV FLGPOL

*** UP TO THE FIRST 24 HOURS OF METEOROLOGICAL DATA ***

Surface file: LGAOKX03.SFC
Profile file: LGAOKX03.PFL
Surface format: (3(I2,1X),I3,1X,I2,1X,F6.1,1X,3(F6.3,1X),2(F5.0,1X),F8.1,1X,F6.3,1X,2(F6.2,1X),F7.2,1X,F5.0,3(1X,F6.1))
Profile format: (4(I2,1X),F6.1,1X,I1,1X,F5.0,1X,F7.2,1X,F7.2,1X,F6.1,1X,F7.2)
Surface station no.: 14732 Upper air station no.: 94703
Name: LA Name: BROOKHAVEN
Year: 2003 Year: 2003

First 24 hours of scalar data

YR	MO	DY	JDY	HR	H0	U*	W*	DT/DZ	ZICNV	ZIMCH	M-O LEN	Z0	BOWEN	ALBEDO	REF WS	WD	HT	REF TA	HT
03	01	01	0	01	-11.9	0.211	-9.000	-9.000	-999.	222.	71.0	1.00	1.50	1.00	1.50	221.	9.1	282.5	2.0
03	01	01	1	02	-41.1	0.725	-9.000	-9.000	-999.	1419.	839.6	1.00	1.50	1.00	4.10	218.	9.1	282.0	2.0
03	01	01	1	03	-35.9	0.533	-9.000	-9.000	-999.	930.	381.1	1.00	1.50	1.00	3.10	244.	9.1	282.0	2.0
03	01	01	1	04	-19.4	0.343	-9.000	-9.000	-999.	494.	187.7	1.00	1.50	1.00	2.10	283.	9.1	282.0	2.0
03	01	01	1	05	-35.9	0.632	-9.000	-9.000	-999.	1154.	634.9	1.00	1.50	1.00	3.60	323.	9.1	280.9	2.0
03	01	01	1	06	-999.0	-9.000	-9.000	-9.000	-999.	-999.	-99999.0	1.00	1.50	1.00	0.00	0.	9.1	280.9	2.0
03	01	01	1	07	-999.0	-9.000	-9.000	-9.000	-999.	-999.	-99999.0	1.00	1.50	1.00	0.00	0.	9.1	280.9	2.0
03	01	01	1	08	-999.0	-9.000	-9.000	-9.000	-999.	-999.	-99999.0	1.00	1.50	0.84	0.00	0.	9.1	280.4	2.0
03	01	01	1	09	-999.0	-9.000	-9.000	-9.000	-999.	-999.	-99999.0	1.00	1.50	0.55	0.00	0.	9.1	280.9	2.0
03	01	01	1	10	2.0	0.563	0.063	0.010	4.	970.	-8062.4	1.00	1.50	0.44	3.10	31.	9.1	280.9	2.0
03	01	01	1	11	9.4	0.835	0.188	0.005	25.	1755.	-5594.7	1.00	1.50	0.41	4.60	64.	9.1	280.4	2.0
03	01	01	1	12	13.1	1.125	0.270	0.008	54.	2734.	-8888.0	1.00	1.50	0.39	6.20	56.	9.1	279.2	2.0
03	01	01	1	13	12.6	1.215	0.307	0.006	83.	3066.	-8888.0	1.00	1.50	0.39	6.70	63.	9.1	277.5	2.0
03	01	01	1	14	8.5	1.486	0.298	0.005	111.	3971.	-8888.0	1.00	1.50	0.41	8.20	69.	9.1	277.0	2.0
03	01	01	1	15	0.8	1.685	0.137	0.005	112.	3999.	-8888.0	1.00	1.50	0.45	9.30	72.	9.1	277.0	2.0
03	01	01	1	16	-46.2	1.681	-9.000	-9.000	-999.	4000.	8888.0	1.00	1.50	0.56	9.30	54.	9.1	277.0	2.0
03	01	01	1	17	-64.0	1.952	-9.000	-9.000	-999.	4000.	8888.0	1.00	1.50	0.86	10.80	61.	9.1	275.9	2.0
03	01	01	1	18	-64.0	1.387	-9.000	-9.000	-999.	3778.	3751.4	1.00	1.50	1.00	7.70	37.	9.1	275.9	2.0
03	01	01	1	19	-64.0	2.043	-9.000	-9.000	-999.	3995.	8888.0	1.00	1.50	1.00	11.30	54.	9.1	277.0	2.0
03	01	01	1	20	-64.0	2.043	-9.000	-9.000	-999.	4000.	8888.0	1.00	1.50	1.00	11.30	47.	9.1	277.0	2.0
03	01	01	1	21	-64.0	1.861	-9.000	-9.000	-999.	4000.	8888.0	1.00	1.50	1.00	10.30	50.	9.1	276.4	2.0
03	01	01	1	22	-64.0	1.679	-9.000	-9.000	-999.	4000.	6623.1	1.00	1.50	1.00	9.30	42.	9.1	275.9	2.0
03	01	01	1	23	-64.0	1.295	-9.000	-9.000	-999.	3450.	3041.1	1.00	1.50	1.00	7.20	30.	9.1	275.9	2.0
03	01	01	1	24	-64.0	1.588	-9.000	-9.000	-999.	3980.	5607.4	1.00	1.50	1.00	8.80	20.	9.1	275.9	2.0

First hour of profile data

YR	MO	DY	HR	HEIGHT	F	WDIR	WSPD	AMB_TMP	sigmaA	sigmaW	sigmaV
03	01	01	01	9.1	1	221.	1.50	282.6	99.0	-99.00	-99.00

F indicates top of profile (=1) or below (=0)

**MODELOPTs:
CONC DFAULT ELEV FLGPOL

*** THE 1ST HIGHEST 1-HR AVERAGE CONCENTRATION VALUES FOR SOURCE GROUP: ALL ***
INCLUDING SOURCE(S): BLOCK1 , BLOCK2 , BLOCK3 , BLOCK4 , BLOCK5 , BLOCK6 , BLOCK7 ,
BLOCK8 , BLOCK9 , BLOCK10 , BLOCK11 , BLOCK12 , BLOCK13 , BLOCK14 , BLOCK15 , BLOCK16 , BLOCK17 , BLOCK18 , BLOCK19 ,
BLOCK20 , BLOCK21 , BLOCK22 , BLOCK23 , BLOCK24 , BLOCK25 , BLOCK26 , BLOCK27 , BLOCK28 , BLOCK29 , BLOCK30 , . . . ,

*** DISCRETE CARTESIAN RECEPTOR POINTS ***

** CONC OF CO IN MICROGRAMS/M**3 **

X-COORD (M)	Y-COORD (M)	CONC	(YYMMDDHH)	X-COORD (M)	Y-COORD (M)	CONC	(YYMMDDHH)
10.40	-7.10	1017.36292	(03051903)	14.60	-1.10	1013.42706	(03051903)
18.80	5.00	1266.69775	(03010605)	23.00	11.20	1211.28662	(03010605)
27.20	17.30	1232.50879	(03010605)	31.40	23.50	1252.66260	(03010605)
35.60	29.60	1376.56201	(03010605)	39.80	35.70	1442.55212	(03010605)
44.00	41.90	1323.06641	(03010605)	48.20	48.00	1315.47522	(03010605)
52.40	54.20	1425.26746	(03010605)	56.60	60.30	1479.15356	(03010605)
60.80	66.40	1350.38208	(03010605)	65.00	72.60	1337.46887	(03010605)
69.20	78.70	1440.74548	(03010605)	73.40	84.90	1491.52466	(03010605)
77.60	91.00	1359.75342	(03010605)	81.80	97.20	1341.99084	(03010605)
86.00	103.30	1328.58594	(03010605)	90.20	109.40	1486.76746	(03010605)
94.40	115.60	1359.17090	(03010605)	98.60	121.70	1334.28345	(03010605)
102.80	127.90	1320.98535	(03010605)	107.00	134.00	1479.99963	(03010605)
111.20	140.10	1351.95093	(03010605)	115.40	146.30	1330.69617	(03010605)
119.60	152.40	1316.69080	(03010605)	123.80	158.60	1474.50842	(03101223)
128.00	164.70	1479.69995	(03010605)	132.20	170.80	1378.27869	(03101223)
136.40	177.00	1442.27771	(03101223)	140.60	183.10	1757.57324	(03101223)
144.80	189.30	1690.96838	(03101223)	149.00	195.40	1471.87964	(03101223)
153.20	201.60	1401.12244	(03072524)	157.40	207.70	1599.10425	(03072524)
161.60	213.80	1607.47900	(03072524)	165.80	220.00	1273.00342	(03072524)
170.00	226.10	1314.65222	(03072524)	174.20	232.30	1336.43140	(03081903)
178.40	238.40	1112.15906	(03081903)	182.60	244.50	946.68896	(03031605)
186.80	250.70	822.40210	(03031605)	191.00	256.80	723.66644	(03031605)
195.20	263.00	643.54681	(03031605)	199.40	269.10	578.46991	(03031605)
203.60	275.30	524.09766	(03031605)	207.80	281.40	478.74124	(03031605)
212.00	287.50	440.12817	(03031605)	216.20	293.70	406.61871	(03031605)
220.40	299.80	377.75732	(03031605)	224.60	306.00	352.22900	(03031605)
228.80	312.10	329.88971	(03031605)	233.00	318.20	310.01401	(03031605)
237.20	324.40	292.05112	(03031605)	241.40	330.50	276.04642	(03031605)
6.20	-13.40	1022.61768	(03051903)	2.00	-19.50	871.84900	(03051903)
-2.20	-25.70	749.46692	(03051903)	-6.40	-31.80	653.96515	(03051903)

CONC DFAULT ELEV FLGPOL

*** THE 2ND HIGHEST 1-HR AVERAGE CONCENTRATION VALUES FOR SOURCE GROUP: ALL ***
INCLUDING SOURCE(S): BLOCK1 , BLOCK2 , BLOCK3 , BLOCK4 , BLOCK5 , BLOCK6 , BLOCK7 ,
BLOCK8 , BLOCK9 , BLOCK10 , BLOCK11 , BLOCK12 , BLOCK13 , BLOCK14 , BLOCK15 , BLOCK16 , BLOCK17 , BLOCK18 , BLOCK19 ,
BLOCK20 , BLOCK21 , BLOCK22 , BLOCK23 , BLOCK24 , BLOCK25 , BLOCK26 , BLOCK27 , BLOCK28 , BLOCK29 , BLOCK30 , . . . ,

*** DISCRETE CARTESIAN RECEPTOR POINTS ***

** CONC OF CO IN MICROGRAMS/M**3 **

X-COORD (M)	Y-COORD (M)	CONC	(YYMMDDHH)	X-COORD (M)	Y-COORD (M)	CONC	(YYMMDDHH)
10.40	-7.10	1002.27972	(03010605)	14.60	-1.10	1004.62231	(03010605)
18.80	5.00	1235.46765	(03051903)	23.00	11.20	1184.90393	(03051903)
27.20	17.30	1188.82605	(03051903)	31.40	23.50	1198.45068	(03051903)
35.60	29.60	1366.59766	(03051903)	39.80	35.70	1357.52856	(03051903)
44.00	41.90	1258.93250	(03051903)	48.20	48.00	1246.37769	(03051903)
52.40	54.20	1384.95703	(03111005)	56.60	60.30	1385.98010	(03051903)
60.80	66.40	1279.52637	(03051903)	65.00	72.60	1257.37756	(03051903)
69.20	78.70	1407.10901	(03101223)	73.40	84.90	1395.01758	(03051903)
77.60	91.00	1286.03235	(03051903)	81.80	97.20	1260.32458	(03051903)
86.00	103.30	1245.27283	(03051903)	90.20	109.40	1399.28894	(03101223)
94.40	115.60	1285.15027	(03051903)	98.60	121.70	1253.74133	(03051903)
102.80	127.90	1244.01636	(03072524)	107.00	134.00	1420.72095	(03101223)
111.20	140.10	1292.86072	(03081520)	115.40	146.30	1269.66760	(03081520)
119.60	152.40	1260.23303	(03081903)	123.80	158.60	1441.70520	(03081520)
128.00	164.70	1476.52881	(03101223)	132.20	170.80	1366.39746	(03081520)
136.40	177.00	1394.50732	(03081520)	140.60	183.10	1633.37427	(03081520)
144.80	189.30	1531.86926	(03081520)	149.00	195.40	1314.52539	(03081520)
153.20	201.60	1392.98132	(03101223)	157.40	207.70	1595.14954	(03101223)
161.60	213.80	1581.90613	(03081903)	165.80	220.00	1269.17432	(03081903)
170.00	226.10	1298.39343	(03081903)	174.20	232.30	1325.13550	(03072524)
178.40	238.40	1102.30200	(03060301)	182.60	244.50	943.68701	(03060301)
186.80	250.70	817.29779	(03060301)	191.00	256.80	717.39301	(03060301)
195.20	263.00	636.64984	(03060301)	199.40	269.10	571.34216	(03060301)
203.60	275.30	516.93536	(03060301)	207.80	281.40	471.68533	(03060301)
212.00	287.50	433.24780	(03060301)	216.20	293.70	399.94724	(03060301)
220.40	299.80	371.31824	(03060301)	224.60	306.00	346.02695	(03060301)
228.80	312.10	323.92511	(03060301)	233.00	318.20	304.28082	(03060301)
237.20	324.40	286.54224	(03060301)	241.40	330.50	270.75159	(03060301)
6.20	-13.40	993.64014	(03010605)	2.00	-19.50	841.60217	(03010605)
-2.20	-25.70	725.17926	(03010605)	-6.40	-31.80	636.81537	(03010605)

CONC DFAULT ELEV FLGPOL

*** THE 1ST HIGHEST 8-HR AVERAGE CONCENTRATION VALUES FOR SOURCE GROUP: ALL ***
INCLUDING SOURCE(S): BLOCK1 , BLOCK2 , BLOCK3 , BLOCK4 , BLOCK5 , BLOCK6 , BLOCK7 ,
BLOCK8 , BLOCK9 , BLOCK10 , BLOCK11 , BLOCK12 , BLOCK13 , BLOCK14 , BLOCK15 , BLOCK16 , BLOCK17 , BLOCK18 , BLOCK19 ,
BLOCK20 , BLOCK21 , BLOCK22 , BLOCK23 , BLOCK24 , BLOCK25 , BLOCK26 , BLOCK27 , BLOCK28 , BLOCK29 , BLOCK30 , . . . ,

*** DISCRETE CARTESIAN RECEPTOR POINTS ***

** CONC OF CO IN MICROGRAMS/M**3 **

X-COORD (M)	Y-COORD (M)	CONC	(YYMMDDHH)	X-COORD (M)	Y-COORD (M)	CONC	(YYMMDDHH)
10.40	-7.10	534.81042c	(03102008)	14.60	-1.10	539.18732c	(03102008)
18.80	5.00	685.47754c	(03102008)	23.00	11.20	659.34131c	(03102008)
27.20	17.30	666.87531c	(03102008)	31.40	23.50	674.97638c	(03102008)
35.60	29.60	782.61035c	(03102008)	39.80	35.70	786.87463c	(03102008)
44.00	41.90	720.70947c	(03102008)	48.20	48.00	712.99884c	(03102008)
52.40	54.20	808.89978c	(03102008)	56.60	60.30	808.02893c	(03102008)
60.80	66.40	741.81152c	(03102008)	65.00	72.60	730.74115c	(03102008)
69.20	78.70	823.25580c	(03102008)	73.40	84.90	816.68512c	(03102008)
77.60	91.00	752.98779c	(03102008)	81.80	97.20	739.55060c	(03102008)
86.00	103.30	748.34784c	(03060308)	90.20	109.40	824.80688c	(03060308)
94.40	115.60	760.59430c	(03102008)	98.60	121.70	755.33649c	(03060308)
102.80	127.90	769.25641c	(03060308)	107.00	134.00	840.01825c	(03060308)
111.20	140.10	765.98663c	(03102008)	115.40	146.30	770.24615c	(03060308)
119.60	152.40	783.25690c	(03060308)	123.80	158.60	858.97687c	(03060308)
128.00	164.70	854.27625c	(03102008)	132.20	170.80	802.37445c	(03060308)
136.40	177.00	834.55817c	(03060308)	140.60	183.10	1005.71661c	(03101224)
144.80	189.30	958.87622c	(03101224)	149.00	195.40	862.62531c	(03060308)
153.20	201.60	888.71893c	(03060308)	157.40	207.70	987.22235c	(03060308)
161.60	213.80	930.84009c	(03060308)	165.80	220.00	730.67426c	(03060308)
170.00	226.10	731.88037c	(03100808)	174.20	232.30	736.21747c	(03100808)
178.40	238.40	578.18805c	(03100808)	182.60	244.50	464.51053c	(03100808)
186.80	250.70	382.10553	(03103108)	191.00	256.80	332.67612	(03103108)
195.20	263.00	293.12857	(03103108)	199.40	269.10	261.12161	(03103108)
203.60	275.30	234.75229	(03103108)	207.80	281.40	212.91484	(03103108)
212.00	287.50	194.33090	(03103108)	216.20	293.70	178.35059	(03103108)
220.40	299.80	164.63800	(03103108)	224.60	306.00	152.63678	(03103108)
228.80	312.10	142.13594	(03103108)	233.00	318.20	132.84012	(03103108)
237.20	324.40	124.52596	(03103108)	241.40	330.50	117.10689	(03103108)
6.20	-13.40	520.55115c	(03102008)	2.00	-19.50	409.48154c	(03102008)
-2.20	-25.70	340.42313	(03110208)	-6.40	-31.80	291.98846	(03110208)

**MODELOPTs:
CONC DFAULT ELEV FLGPOL

*** THE 2ND HIGHEST 8-HR AVERAGE CONCENTRATION VALUES FOR SOURCE GROUP: ALL ***
INCLUDING SOURCE(S): BLOCK1 , BLOCK2 , BLOCK3 , BLOCK4 , BLOCK5 , BLOCK6 , BLOCK7 ,
BLOCK8 , BLOCK9 , BLOCK10 , BLOCK11 , BLOCK12 , BLOCK13 , BLOCK14 , BLOCK15 , BLOCK16 , BLOCK17 , BLOCK18 , BLOCK19 ,
BLOCK20 , BLOCK21 , BLOCK22 , BLOCK23 , BLOCK24 , BLOCK25 , BLOCK26 , BLOCK27 , BLOCK28 , BLOCK29 , BLOCK30 , . . . ,

*** DISCRETE CARTESIAN RECEPTOR POINTS ***

** CONC OF CO IN MICROGRAMS/M**3 **

X-COORD (M)	Y-COORD (M)	CONC	(YYMMDDHH)	X-COORD (M)	Y-COORD (M)	CONC	(YYMMDDHH)
10.40	-7.10	504.51831c	(03101224)	14.60	-1.10	506.68887c	(03101224)
18.80	5.00	672.12726c	(03101224)	23.00	11.20	631.84180c	(03101224)
27.20	17.30	637.02698c	(03101224)	31.40	23.50	643.68573c	(03101224)
35.60	29.60	771.00830c	(03101224)	39.80	35.70	762.08295c	(03101224)
44.00	41.90	691.46417c	(03101224)	48.20	48.00	684.25397c	(03101224)
52.40	54.20	807.32623c	(03101224)	56.60	60.30	790.63623c	(03101224)
60.80	66.40	714.96027c	(03101224)	65.00	72.60	713.80420c	(03060308)
69.20	78.70	818.94940c	(03101224)	73.40	84.90	806.31598c	(03101224)
77.60	91.00	728.42499c	(03101224)	81.80	97.20	739.35699c	(03060308)
86.00	103.30	731.43512c	(03102008)	90.20	109.40	821.93622c	(03102008)
94.40	115.60	748.11841c	(03060308)	98.60	121.70	743.30023c	(03102008)
102.80	127.90	735.81396c	(03102008)	107.00	134.00	828.45062c	(03102008)
111.20	140.10	762.84692c	(03060308)	115.40	146.30	752.97552c	(03102008)
119.60	152.40	745.90076c	(03102008)	123.80	158.60	855.20605c	(03101224)
128.00	164.70	851.90210c	(03060308)	132.20	170.80	798.16168c	(03102008)
136.40	177.00	826.53564c	(03101224)	140.60	183.10	946.43060c	(03060308)
144.80	189.30	940.88379c	(03060308)	149.00	195.40	829.84259c	(03101224)
153.20	201.60	815.87811c	(03100808)	157.40	207.70	921.31085c	(03100808)
161.60	213.80	918.80280c	(03100808)	165.80	220.00	713.70612c	(03100808)
170.00	226.10	708.17505c	(03060308)	174.20	232.30	675.54993c	(03060308)
178.40	238.40	545.25696c	(03060308)	182.60	244.50	449.23508c	(03060308)
186.80	250.70	381.77527c	(03100808)	191.00	256.80	328.16669c	(03060308)
195.20	263.00	287.37656c	(03060308)	199.40	269.10	255.04277c	(03060308)
203.60	275.30	228.53526c	(03060308)	207.80	281.40	206.80070c	(03060308)
212.00	287.50	188.52388c	(03060308)	216.20	293.70	172.85658c	(03060308)
220.40	299.80	159.46666c	(03060308)	224.60	306.00	147.74519c	(03060308)
228.80	312.10	137.54488c	(03060308)	233.00	318.20	128.53215c	(03060308)
237.20	324.40	120.45809c	(03060308)	241.40	330.50	113.28870c	(03060308)
6.20	-13.40	491.08960	(03110208)	2.00	-19.50	405.58954	(03110208)
-2.20	-25.70	331.03018c	(03102008)	-6.40	-31.80	275.79364c	(03102008)

**MODELOPTs:
CONC DFAULT ELEV FLGPOL

*** THE MAXIMUM 10 1-HR AVERAGE CONCENTRATION VALUES FOR SOURCE GROUP: ALL ***
INCLUDING SOURCE(S): BLOCK1 , BLOCK2 , BLOCK3 , BLOCK4 , BLOCK5 , BLOCK6 , BLOCK7 ,
BLOCK8 , BLOCK9 , BLOCK10 , BLOCK11 , BLOCK12 , BLOCK13 , BLOCK14 , BLOCK15 , BLOCK16 , BLOCK17 , BLOCK18 , BLOCK19 ,
BLOCK20 , BLOCK21 , BLOCK22 , BLOCK23 , BLOCK24 , BLOCK25 , BLOCK26 , BLOCK27 , BLOCK28 , BLOCK29 , BLOCK30 , . . . ,

** CONC OF CO IN MICROGRAMS/M**3 **

RANK	CONC	(YYMMDDHH)	AT	RECEPTOR (XR,YR)		OF TYPE	RANK	CONC	(YYMMDDHH)	AT	RECEPTOR (XR,YR)		OF TYPE
1.	1757.57324	(03101223)	AT (	140.60,	183.10)	DC	6.	1595.14954	(03101223)	AT (	157.40,	207.70)	DC
2.	1690.96838	(03101223)	AT (	144.80,	189.30)	DC	7.	1581.90613	(03081903)	AT (	161.60,	213.80)	DC
3.	1633.37427	(03081520)	AT (	140.60,	183.10)	DC	8.	1581.81396	(03051001)	AT (	161.60,	213.80)	DC
4.	1607.47900	(03072524)	AT (	161.60,	213.80)	DC	9.	1580.56213	(03082004)	AT (	161.60,	213.80)	DC
5.	1599.10425	(03072524)	AT (	157.40,	207.70)	DC	10.	1577.06665	(03100701)	AT (	140.60,	183.10)	DC

*** RECEPTOR TYPES: GC = GRIDCART
GP = GRIDPOLR
DC = DISCCART
DP = DISCPOLR

**MODELOPTs:
CONC DFAULT ELEV FLGPOL

*** THE MAXIMUM 10 8-HR AVERAGE CONCENTRATION VALUES FOR SOURCE GROUP: ALL ***
INCLUDING SOURCE(S): BLOCK1 , BLOCK2 , BLOCK3 , BLOCK4 , BLOCK5 , BLOCK6 , BLOCK7 ,
BLOCK8 , BLOCK9 , BLOCK10 , BLOCK11 , BLOCK12 , BLOCK13 , BLOCK14 , BLOCK15 , BLOCK16 , BLOCK17 , BLOCK18 , BLOCK19 ,
BLOCK20 , BLOCK21 , BLOCK22 , BLOCK23 , BLOCK24 , BLOCK25 , BLOCK26 , BLOCK27 , BLOCK28 , BLOCK29 , BLOCK30 , . . . ,

** CONC OF CO IN MICROGRAMS/M**3 **

RANK	CONC	(YYMMDDHH)	AT	RECEPTOR (XR,YR)		OF TYPE	RANK	CONC	(YYMMDDHH)	AT	RECEPTOR (XR,YR)		OF TYPE
1.	1005.71661c	(03101224)	AT (	140.60,	183.10)	DC	6.	940.88379c	(03060308)	AT (	144.80,	189.30)	DC
2.	987.22235c	(03060308)	AT (	157.40,	207.70)	DC	7.	930.84009c	(03060308)	AT (	161.60,	213.80)	DC
3.	958.87622c	(03101224)	AT (	144.80,	189.30)	DC	8.	921.31085c	(03100808)	AT (	157.40,	207.70)	DC
4.	946.43060c	(03060308)	AT (	140.60,	183.10)	DC	9.	918.80280c	(03100808)	AT (	161.60,	213.80)	DC
5.	943.98199c	(03102008)	AT (	140.60,	183.10)	DC	10.	914.12610c	(03102008)	AT (	144.80,	189.30)	DC

*** RECEPTOR TYPES: GC = GRIDCART
GP = GRIDPOLR
DC = DISCCART
DP = DISCPOLR

**MODELOPTs:
CONC DFAULT ELEV FLGPOL

*** THE SUMMARY OF HIGHEST 1-HR RESULTS ***

** CONC OF CO IN MICROGRAMS/M**3 **

GROUP ID			AVERAGE CONC	DATE (YYMMDDHH)	RECEPTOR (XR, YR, ZELEV, ZHILL, ZFLAG)				NETWORK OF TYPE	GRID-ID
ALL	HIGH	1ST HIGH VALUE IS	1757.57324	ON 03101223: AT (	140.60,	183.10,	0.00,	0.00,	1.80)	DC
	HIGH	2ND HIGH VALUE IS	1633.37427	ON 03081520: AT (	140.60,	183.10,	0.00,	0.00,	1.80)	DC

*** RECEPTOR TYPES: GC = GRIDCART
GP = GRIDPOLR
DC = DISCCART
DP = DISCPOLR

**MODELOPTs:
CONC DFAULT ELEV FLGPOL

*** THE SUMMARY OF HIGHEST 8-HR RESULTS ***

** CONC OF CO IN MICROGRAMS/M**3 **

GROUP ID		AVERAGE CONC	DATE (YYMMDDHH)	RECEPTOR (XR, YR, ZELEV, ZHILL, ZFLAG)	NETWORK OF TYPE	GRID-ID
ALL	HIGH 1ST HIGH VALUE IS	1005.71661c	ON 03101224:	AT (140.60, 183.10, 0.00, 0.00, 1.80)	DC	
	HIGH 2ND HIGH VALUE IS	946.43060c	ON 03060308:	AT (140.60, 183.10, 0.00, 0.00, 1.80)	DC	

*** RECEPTOR TYPES: GC = GRIDCART
GP = GRIDPOLR
DC = DISCCART
DP = DISCPOLR

**MODELOPTs:
CONC DFAULT ELEV FLGPOL

*** Message Summary : AERMOD Model Execution ***

--------- Summary of Total Messages --------

A Total of 0 Fatal Error Message(s)
A Total of 61 Warning Message(s)
A Total of 430 Informational Message(s)

A Total of 407 Calm Hours Identified

A Total of 23 Missing Hours Identified (0.26 Percent)

******** FATAL ERROR MESSAGES ********
*** NONE ***

******** WARNING MESSAGES ********

CO W206	3	MODOPT:Regulatory DFAULT Overrides Non-DFAULT Option For	FLAT
RE W228	150	DISCAR:Default(s) Used for Missing Parameters on Keyword	DISCCART
RE W228	151	DISCAR:Default(s) Used for Missing Parameters on Keyword	DISCCART
RE W228	152	DISCAR:Default(s) Used for Missing Parameters on Keyword	DISCCART
RE W228	153	DISCAR:Default(s) Used for Missing Parameters on Keyword	DISCCART
RE W228	154	DISCAR:Default(s) Used for Missing Parameters on Keyword	DISCCART
RE W228	155	DISCAR:Default(s) Used for Missing Parameters on Keyword	DISCCART
RE W228	156	DISCAR:Default(s) Used for Missing Parameters on Keyword	DISCCART
RE W228	157	DISCAR:Default(s) Used for Missing Parameters on Keyword	DISCCART
RE W228	158	DISCAR:Default(s) Used for Missing Parameters on Keyword	DISCCART
RE W228	159	DISCAR:Default(s) Used for Missing Parameters on Keyword	DISCCART
RE W228	160	DISCAR:Default(s) Used for Missing Parameters on Keyword	DISCCART
RE W228	161	DISCAR:Default(s) Used for Missing Parameters on Keyword	DISCCART
RE W228	162	DISCAR:Default(s) Used for Missing Parameters on Keyword	DISCCART
RE W228	163	DISCAR:Default(s) Used for Missing Parameters on Keyword	DISCCART
RE W228	164	DISCAR:Default(s) Used for Missing Parameters on Keyword	DISCCART
RE W228	165	DISCAR:Default(s) Used for Missing Parameters on Keyword	DISCCART
RE W228	166	DISCAR:Default(s) Used for Missing Parameters on Keyword	DISCCART
RE W228	167	DISCAR:Default(s) Used for Missing Parameters on Keyword	DISCCART
RE W228	168	DISCAR:Default(s) Used for Missing Parameters on Keyword	DISCCART
RE W228	169	DISCAR:Default(s) Used for Missing Parameters on Keyword	DISCCART
RE W228	170	DISCAR:Default(s) Used for Missing Parameters on Keyword	DISCCART
RE W228	171	DISCAR:Default(s) Used for Missing Parameters on Keyword	DISCCART
RE W228	172	DISCAR:Default(s) Used for Missing Parameters on Keyword	DISCCART
RE W228	173	DISCAR:Default(s) Used for Missing Parameters on Keyword	DISCCART
RE W228	174	DISCAR:Default(s) Used for Missing Parameters on Keyword	DISCCART
RE W228	175	DISCAR:Default(s) Used for Missing Parameters on Keyword	DISCCART
RE W228	176	DISCAR:Default(s) Used for Missing Parameters on Keyword	DISCCART
RE W228	177	DISCAR:Default(s) Used for Missing Parameters on Keyword	DISCCART
RE W228	178	DISCAR:Default(s) Used for Missing Parameters on Keyword	DISCCART
RE W228	179	DISCAR:Default(s) Used for Missing Parameters on Keyword	DISCCART
RE W228	180	DISCAR:Default(s) Used for Missing Parameters on Keyword	DISCCART
RE W228	181	DISCAR:Default(s) Used for Missing Parameters on Keyword	DISCCART
RE W228	182	DISCAR:Default(s) Used for Missing Parameters on Keyword	DISCCART
RE W228	183	DISCAR:Default(s) Used for Missing Parameters on Keyword	DISCCART

```
RE W228   184 DISCAR:Default(s) Used for Missing Parameters on Keyword  DISCCART
RE W228   185 DISCAR:Default(s) Used for Missing Parameters on Keyword  DISCCART
RE W228   186 DISCAR:Default(s) Used for Missing Parameters on Keyword  DISCCART
RE W228   187 DISCAR:Default(s) Used for Missing Parameters on Keyword  DISCCART
RE W228   188 DISCAR:Default(s) Used for Missing Parameters on Keyword  DISCCART
RE W228   189 DISCAR:Default(s) Used for Missing Parameters on Keyword  DISCCART
RE W228   190 DISCAR:Default(s) Used for Missing Parameters on Keyword  DISCCART
RE W228   191 DISCAR:Default(s) Used for Missing Parameters on Keyword  DISCCART
RE W228   192 DISCAR:Default(s) Used for Missing Parameters on Keyword  DISCCART
RE W228   193 DISCAR:Default(s) Used for Missing Parameters on Keyword  DISCCART
RE W228   194 DISCAR:Default(s) Used for Missing Parameters on Keyword  DISCCART
RE W228   195 DISCAR:Default(s) Used for Missing Parameters on Keyword  DISCCART
RE W228   196 DISCAR:Default(s) Used for Missing Parameters on Keyword  DISCCART
RE W228   197 DISCAR:Default(s) Used for Missing Parameters on Keyword  DISCCART
RE W228   198 DISCAR:Default(s) Used for Missing Parameters on Keyword  DISCCART
RE W228   199 DISCAR:Default(s) Used for Missing Parameters on Keyword  DISCCART
RE W228   200 DISCAR:Default(s) Used for Missing Parameters on Keyword  DISCCART
RE W228   201 DISCAR:Default(s) Used for Missing Parameters on Keyword  DISCCART
RE W228   202 DISCAR:Default(s) Used for Missing Parameters on Keyword  DISCCART
RE W228   203 DISCAR:Default(s) Used for Missing Parameters on Keyword  DISCCART
RE W228   204 DISCAR:Default(s) Used for Missing Parameters on Keyword  DISCCART
RE W228   205 DISCAR:Default(s) Used for Missing Parameters on Keyword  DISCCART
RE W228   206 DISCAR:Default(s) Used for Missing Parameters on Keyword  DISCCART
RE W228   207 DISCAR:Default(s) Used for Missing Parameters on Keyword  DISCCART
RE W228   208 DISCAR:Default(s) Used for Missing Parameters on Keyword  DISCCART
RE W228   209 DISCAR:Default(s) Used for Missing Parameters on Keyword  DISCCART

   ************************************
   *** AERMOD Finishes Successfully ***
   ************************************
```

```
CO STARTING
   TITLEONE  HSS FDR 68St-Site Platform AQ-Build Condition
   MODELOPT  CONC DFAULT  FLAT
   AVERTIME  1  8
   POLLUTID  CO
   RUNORNOT  RUN
   URBANOPT  1500000
   ERRORFIL  ERRORS.OUT
   FLAGPOLE  1.8
CO FINISHED

SO STARTING
** Source Location              X      Y     Z
** Parameters:                 -----  -----  ----
** FDR Northbound
   LOCATION  BLOCK1   VOLUME    7.3    0.7   0.
   LOCATION  BLOCK2   VOLUME   12.8    8.8   0.
   LOCATION  BLOCK3   VOLUME   18.3   16.9   0.
   LOCATION  BLOCK4   VOLUME   23.9   24.9   0.
   LOCATION  BLOCK5   VOLUME   29.4   33.0   0.
   LOCATION  BLOCK6   VOLUME   34.9   41.0   0.
   LOCATION  BLOCK7   VOLUME   40.4   49.1   0.
   LOCATION  BLOCK8   VOLUME   45.9   57.1   0.
   LOCATION  BLOCK9   VOLUME   51.4   65.2   0.
   LOCATION  BLOCK10  VOLUME   56.9   73.3   0.
   LOCATION  BLOCK11  VOLUME   62.4   81.3   0.
   LOCATION  BLOCK12  VOLUME   67.9   89.4   0.
   LOCATION  BLOCK13  VOLUME   73.5   97.4   0.
   LOCATION  BLOCK14  VOLUME   79.0  105.5   0.
   LOCATION  BLOCK15  VOLUME   84.5  113.5   0.
   LOCATION  BLOCK16  VOLUME   90.0  121.6   0.
   LOCATION  BLOCK17  VOLUME   95.5  129.6   0.
   LOCATION  BLOCK18  VOLUME  101.0  137.7   0.
   LOCATION  BLOCK19  VOLUME  106.5  145.8   0.
   LOCATION  BLOCK20  VOLUME  112.0  153.8   0.
   LOCATION  BLOCK21  VOLUME  117.5  161.9   0.
   LOCATION  BLOCK22  VOLUME  123.0  169.9   0.
   LOCATION  BLOCK23  VOLUME  128.6  178.0   0.
   LOCATION  BLOCK24  VOLUME  134.1  186.0   0.
   LOCATION  BLOCK25  VOLUME  139.6  194.1   0.
   LOCATION  BLOCK26  VOLUME  145.1  202.2   0.
   LOCATION  BLOCK27  VOLUME  150.6  210.2   0.
   LOCATION  BLOCK28  VOLUME  156.1  218.3   0.
   LOCATION  BLOCK29  VOLUME  161.6  226.3   0.

** FDR Southbound
   LOCATION  BLOCK30  VOLUME   -1.8    7.3   0.
   LOCATION  BLOCK31  VOLUME    3.7   15.4   0.
   LOCATION  BLOCK32  VOLUME    9.2   23.4   0.
   LOCATION  BLOCK33  VOLUME   14.7   31.5   0.
   LOCATION  BLOCK34  VOLUME   20.2   39.5   0.
   LOCATION  BLOCK35  VOLUME   25.7   47.6   0.
   LOCATION  BLOCK36  VOLUME   31.2   55.6   0.
   LOCATION  BLOCK37  VOLUME   36.8   63.7   0.
   LOCATION  BLOCK38  VOLUME   42.3   71.8   0.
   LOCATION  BLOCK39  VOLUME   47.8   79.8   0.
   LOCATION  BLOCK40  VOLUME   53.3   87.9   0.
   LOCATION  BLOCK41  VOLUME   58.8   95.9   0.
   LOCATION  BLOCK42  VOLUME   64.3  104.0   0.
```

```
   LOCATION   BLOCK43   VOLUME    69.8   112.0    0.
   LOCATION   BLOCK44   VOLUME    75.3   120.1    0.
   LOCATION   BLOCK45   VOLUME    80.8   128.2    0.
   LOCATION   BLOCK46   VOLUME    86.4   136.2    0.
   LOCATION   BLOCK47   VOLUME    91.9   144.3    0.
   LOCATION   BLOCK48   VOLUME    97.4   152.3    0.
   LOCATION   BLOCK49   VOLUME   102.9   160.4    0.
   LOCATION   BLOCK50   VOLUME   108.4   168.4    0.
   LOCATION   BLOCK51   VOLUME   113.9   176.5    0.
   LOCATION   BLOCK52   VOLUME   119.4   184.6    0.
   LOCATION   BLOCK53   VOLUME   124.9   192.6    0.
   LOCATION   BLOCK54   VOLUME   130.4   200.7    0.
   LOCATION   BLOCK55   VOLUME   135.9   208.7    0.
   LOCATION   BLOCK56   VOLUME   141.5   216.8    0.
   LOCATION   BLOCK57   VOLUME   147.0   224.8    0.
   LOCATION   BLOCK58   VOLUME   152.5   232.9    0.

   URBANSRC BLOCK1-BLOCK58

** Volume Source        Rate    Height     Sy     Sz
** Parameters:          ------  ------   -----  -----
** FDR Northbound
   SRCPARAM   BLOCK1    0.0403   2.6      4.5    2.4
   SRCPARAM   BLOCK2    0.0403   2.6      4.5    2.4
   SRCPARAM   BLOCK3    0.0403   2.6      4.5    2.4
   SRCPARAM   BLOCK4    0.0403   2.6      4.5    2.4
   SRCPARAM   BLOCK5    0.0403   2.6      4.5    2.4
   SRCPARAM   BLOCK6    0.0403   2.6      4.5    2.4
   SRCPARAM   BLOCK7    0.0403   2.6      4.5    2.4
   SRCPARAM   BLOCK8    0.0403   2.6      4.5    2.4
   SRCPARAM   BLOCK9    0.0403   2.6      4.5    2.4
   SRCPARAM   BLOCK10   0.0403   2.6      4.5    2.4
   SRCPARAM   BLOCK11   0.0403   2.6      4.5    2.4
   SRCPARAM   BLOCK12   0.0403   2.6      4.5    2.4
   SRCPARAM   BLOCK13   0.0403   2.6      4.5    2.4
   SRCPARAM   BLOCK14   0.0403   2.6      4.5    2.4
   SRCPARAM   BLOCK15   0.0403   2.6      4.5    2.4
   SRCPARAM   BLOCK16   0.0403   2.6      4.5    2.4
   SRCPARAM   BLOCK17   0.0403   2.6      4.5    2.4
   SRCPARAM   BLOCK18   0.0403   2.6      4.5    2.4
   SRCPARAM   BLOCK19   0.0403   2.6      4.5    2.4
   SRCPARAM   BLOCK20   0.0403   2.6      4.5    2.4
   SRCPARAM   BLOCK21   0.0403   2.6      4.5    2.4
   SRCPARAM   BLOCK22   0.0403   2.6      4.5    2.4
   SRCPARAM   BLOCK23   0.0403   2.6      4.5    2.4
   SRCPARAM   BLOCK24   0.0403   2.6      4.5    2.4
   SRCPARAM   BLOCK25   0.0626   2.6      4.5    2.4
   SRCPARAM   BLOCK26   0.0626   2.6      4.5    2.4
   SRCPARAM   BLOCK27   0.0626   2.6      4.5    2.4
   SRCPARAM   BLOCK28   0.0626   2.6      4.5    2.4
   SRCPARAM   BLOCK29   0.0626   2.6      4.5    2.4

** FDR Southbound with Service Road addition
   SRCPARAM   BLOCK30   0.0441   2.6      4.5    2.4
   SRCPARAM   BLOCK31   0.0441   2.6      4.5    2.4
   SRCPARAM   BLOCK32   0.0441   2.6      4.5    2.4
   SRCPARAM   BLOCK33   0.0441   2.6      4.5    2.4
   SRCPARAM   BLOCK34   0.0441   2.6      4.5    2.4
   SRCPARAM   BLOCK35   0.0441   2.6      4.5    2.4
```

```
   SRCPARAM  BLOCK36  0.0441   2.6     4.5   2.4
   SRCPARAM  BLOCK37  0.0441   2.6     4.5   2.4
   SRCPARAM  BLOCK38  0.0441   2.6     4.5   2.4
   SRCPARAM  BLOCK39  0.0441   2.6     4.5   2.4
   SRCPARAM  BLOCK40  0.0441   2.6     4.5   2.4
   SRCPARAM  BLOCK41  0.0441   2.6     4.5   2.4
   SRCPARAM  BLOCK42  0.0441   2.6     4.5   2.4
   SRCPARAM  BLOCK43  0.0441   2.6     4.5   2.4
   SRCPARAM  BLOCK44  0.0441   2.6     4.5   2.4
   SRCPARAM  BLOCK45  0.0441   2.6     4.5   2.4
   SRCPARAM  BLOCK46  0.0441   2.6     4.5   2.4
   SRCPARAM  BLOCK47  0.0441   2.6     4.5   2.4
   SRCPARAM  BLOCK48  0.0441   2.6     4.5   2.4
   SRCPARAM  BLOCK49  0.0441   2.6     4.5   2.4
   SRCPARAM  BLOCK50  0.0441   2.6     4.5   2.4
   SRCPARAM  BLOCK51  0.0441   2.6     4.5   2.4
   SRCPARAM  BLOCK52  0.0441   2.6     4.5   2.4
   SRCPARAM  BLOCK53  0.0441   2.6     4.5   2.4
   SRCPARAM  BLOCK54  0.0744   2.6     4.5   2.4
   SRCPARAM  BLOCK55  0.0744   2.6     4.5   2.4
   SRCPARAM  BLOCK56  0.0744   2.6     4.5   2.4
   SRCPARAM  BLOCK57  0.0744   2.6     4.5   2.4
   SRCPARAM  BLOCK58  0.0744   2.6     4.5   2.4

   SRCGROUP  ALL
SO FINISHED

RE STARTING
   ELEVUNIT METERS
** Receptor     X              Y
** Location  ------    ------
   DISCCART     10.4      -7.1
   DISCCART     14.6      -1.1
   DISCCART     18.8       5.0
   DISCCART     23.0      11.2
   DISCCART     27.2      17.3
   DISCCART     31.4      23.5
   DISCCART     35.6      29.6
   DISCCART     39.8      35.7
   DISCCART     44.0      41.9
   DISCCART     48.2      48.0
   DISCCART     52.4      54.2
   DISCCART     56.6      60.3
   DISCCART     60.8      66.4
   DISCCART     65.0      72.6
   DISCCART     69.2      78.7
   DISCCART     73.4      84.9
   DISCCART     77.6      91.0
   DISCCART     81.8      97.2
   DISCCART     86.0     103.3
   DISCCART     90.2     109.4
   DISCCART     94.4     115.6
   DISCCART     98.6     121.7
   DISCCART    102.8     127.9
   DISCCART    107.0     134.0
   DISCCART    111.2     140.1
   DISCCART    115.4     146.3
   DISCCART    119.6     152.4
   DISCCART    123.8     158.6
```

```
   DISCCART   128.0    164.7
   DISCCART   132.2    170.8
   DISCCART   136.4    177.0
   DISCCART   140.6    183.1
   DISCCART   144.8    189.3
   DISCCART   149.0    195.4
   DISCCART   153.2    201.6
   DISCCART   157.4    207.7
   DISCCART   161.6    213.8
   DISCCART   165.8    220.0
   DISCCART   170.0    226.1
   DISCCART   174.2    232.3
   DISCCART   178.4    238.4
   DISCCART   182.6    244.5
   DISCCART   186.8    250.7
   DISCCART   191.0    256.8
   DISCCART   195.2    263.0
   DISCCART   199.4    269.1
   DISCCART   203.6    275.3
   DISCCART   207.8    281.4
   DISCCART   212.0    287.5
   DISCCART   216.2    293.7
   DISCCART   220.4    299.8
   DISCCART   224.6    306.0
   DISCCART   228.8    312.1
   DISCCART   233.0    318.2
   DISCCART   237.2    324.4
   DISCCART   241.4    330.5
   DISCCART     6.2    -13.4
   DISCCART     2.0    -19.5
   DISCCART    -2.2    -25.7
   DISCCART    -6.4    -31.8

RE FINISHED

ME STARTING
   SURFFILE  LGAOKX04.SFC
   PROFFILE  LGAOKX04.PFL
   SURFDATA  14732  2004  LA GUARDIA
   UAIRDATA  94703  2004  BROOKHAVEN
   PROFBASE  0.0
ME FINISHED

OU STARTING
   RECTABLE  ALLAVE  FIRST-SECOND
   MAXTABLE  ALLAVE  10
OU FINISHED


 *** Message Summary For AERMOD Model Setup ***

 --------- Summary of Total Messages --------

A Total of            0 Fatal Error Message(s)
A Total of           61 Warning Message(s)
A Total of            0 Informational Message(s)


   ******** FATAL ERROR MESSAGES ********
```

*** NONE ***

******** WARNING MESSAGES ********

```
CO W206     3 MODOPT:Regulatory DFAULT Overrides Non-DFAULT Option For  FLAT
RE W228   150 DISCAR:Default(s) Used for Missing Parameters on Keyword  DISCCART
RE W228   151 DISCAR:Default(s) Used for Missing Parameters on Keyword  DISCCART
RE W228   152 DISCAR:Default(s) Used for Missing Parameters on Keyword  DISCCART
RE W228   153 DISCAR:Default(s) Used for Missing Parameters on Keyword  DISCCART
RE W228   154 DISCAR:Default(s) Used for Missing Parameters on Keyword  DISCCART
RE W228   155 DISCAR:Default(s) Used for Missing Parameters on Keyword  DISCCART
RE W228   156 DISCAR:Default(s) Used for Missing Parameters on Keyword  DISCCART
RE W228   157 DISCAR:Default(s) Used for Missing Parameters on Keyword  DISCCART
RE W228   158 DISCAR:Default(s) Used for Missing Parameters on Keyword  DISCCART
RE W228   159 DISCAR:Default(s) Used for Missing Parameters on Keyword  DISCCART
RE W228   160 DISCAR:Default(s) Used for Missing Parameters on Keyword  DISCCART
RE W228   161 DISCAR:Default(s) Used for Missing Parameters on Keyword  DISCCART
RE W228   162 DISCAR:Default(s) Used for Missing Parameters on Keyword  DISCCART
RE W228   163 DISCAR:Default(s) Used for Missing Parameters on Keyword  DISCCART
RE W228   164 DISCAR:Default(s) Used for Missing Parameters on Keyword  DISCCART
RE W228   165 DISCAR:Default(s) Used for Missing Parameters on Keyword  DISCCART
RE W228   166 DISCAR:Default(s) Used for Missing Parameters on Keyword  DISCCART
RE W228   167 DISCAR:Default(s) Used for Missing Parameters on Keyword  DISCCART
RE W228   168 DISCAR:Default(s) Used for Missing Parameters on Keyword  DISCCART
RE W228   169 DISCAR:Default(s) Used for Missing Parameters on Keyword  DISCCART
RE W228   170 DISCAR:Default(s) Used for Missing Parameters on Keyword  DISCCART
RE W228   171 DISCAR:Default(s) Used for Missing Parameters on Keyword  DISCCART
RE W228   172 DISCAR:Default(s) Used for Missing Parameters on Keyword  DISCCART
RE W228   173 DISCAR:Default(s) Used for Missing Parameters on Keyword  DISCCART
RE W228   174 DISCAR:Default(s) Used for Missing Parameters on Keyword  DISCCART
RE W228   175 DISCAR:Default(s) Used for Missing Parameters on Keyword  DISCCART
RE W228   176 DISCAR:Default(s) Used for Missing Parameters on Keyword  DISCCART
RE W228   177 DISCAR:Default(s) Used for Missing Parameters on Keyword  DISCCART
RE W228   178 DISCAR:Default(s) Used for Missing Parameters on Keyword  DISCCART
RE W228   179 DISCAR:Default(s) Used for Missing Parameters on Keyword  DISCCART
RE W228   180 DISCAR:Default(s) Used for Missing Parameters on Keyword  DISCCART
RE W228   181 DISCAR:Default(s) Used for Missing Parameters on Keyword  DISCCART
RE W228   182 DISCAR:Default(s) Used for Missing Parameters on Keyword  DISCCART
RE W228   183 DISCAR:Default(s) Used for Missing Parameters on Keyword  DISCCART
RE W228   184 DISCAR:Default(s) Used for Missing Parameters on Keyword  DISCCART
RE W228   185 DISCAR:Default(s) Used for Missing Parameters on Keyword  DISCCART
RE W228   186 DISCAR:Default(s) Used for Missing Parameters on Keyword  DISCCART
RE W228   187 DISCAR:Default(s) Used for Missing Parameters on Keyword  DISCCART
RE W228   188 DISCAR:Default(s) Used for Missing Parameters on Keyword  DISCCART
RE W228   189 DISCAR:Default(s) Used for Missing Parameters on Keyword  DISCCART
RE W228   190 DISCAR:Default(s) Used for Missing Parameters on Keyword  DISCCART
RE W228   191 DISCAR:Default(s) Used for Missing Parameters on Keyword  DISCCART
RE W228   192 DISCAR:Default(s) Used for Missing Parameters on Keyword  DISCCART
RE W228   193 DISCAR:Default(s) Used for Missing Parameters on Keyword  DISCCART
RE W228   194 DISCAR:Default(s) Used for Missing Parameters on Keyword  DISCCART
RE W228   195 DISCAR:Default(s) Used for Missing Parameters on Keyword  DISCCART
RE W228   196 DISCAR:Default(s) Used for Missing Parameters on Keyword  DISCCART
RE W228   197 DISCAR:Default(s) Used for Missing Parameters on Keyword  DISCCART
RE W228   198 DISCAR:Default(s) Used for Missing Parameters on Keyword  DISCCART
RE W228   199 DISCAR:Default(s) Used for Missing Parameters on Keyword  DISCCART
RE W228   200 DISCAR:Default(s) Used for Missing Parameters on Keyword  DISCCART
RE W228   201 DISCAR:Default(s) Used for Missing Parameters on Keyword  DISCCART
RE W228   202 DISCAR:Default(s) Used for Missing Parameters on Keyword  DISCCART
RE W228   203 DISCAR:Default(s) Used for Missing Parameters on Keyword  DISCCART
```

```
RE W228    204 DISCAR:Default(s) Used for Missing Parameters on Keyword  DISCCART
RE W228    205 DISCAR:Default(s) Used for Missing Parameters on Keyword  DISCCART
RE W228    206 DISCAR:Default(s) Used for Missing Parameters on Keyword  DISCCART
RE W228    207 DISCAR:Default(s) Used for Missing Parameters on Keyword  DISCCART
RE W228    208 DISCAR:Default(s) Used for Missing Parameters on Keyword  DISCCART
RE W228    209 DISCAR:Default(s) Used for Missing Parameters on Keyword  DISCCART

**********************************
*** SETUP Finishes Successfully ***
**********************************
```

CONC DFAULT ELEV FLGPOL

*** MODEL SETUP OPTIONS SUMMARY ***

- -

**Model Is Setup For Calculation of Average CONCentration Values.

-- DEPOSITION LOGIC --
**Model Uses NO DRY DEPLETION. DDPLETE = F
**Model Uses NO WET DEPLETION. WDPLETE = F
**NO GAS DRY DEPOSITION Data Provided.

**Model Uses URBAN Dispersion Algorithm for the SBL for 58 Source(s).
The Urban Population = 1500000.0 ; Urban Roughness Length = 1.000 m

**Model Uses Regulatory DEFAULT Options:
1. Stack-tip Downwash.
2. Model Accounts for ELEVated Terrain Effects.
3. Use Calms Processing Routine.
4. Use Missing Data Processing Routine.
5. "Upper Bound" Values for Supersquat Buildings.
6. No Exponential Decay for URBAN/Non-SO2

**Model Accepts FLAGPOLE Receptor Heights.

**Model Calculates 2 Short Term Average(s) of: 1-HR 8-HR

**This Run Includes: 58 Source(s); 1 Source Group(s); and 60 Receptor(s)

**The Model Assumes A Pollutant Type of: CO

**Model Set To Continue RUNning After the Setup Testing.

**Output Options Selected:
Model Outputs Tables of Highest Short Term Values by Receptor (RECTABLE Keyword)
Model Outputs Tables of Overall Maximum Short Term Values (MAXTABLE Keyword)

**NOTE: The Following Flags May Appear Following CONC Values: c for Calm Hours
m for Missing Hours
b for Both Calm and Missing Hours

**Misc. Inputs: Base Elev. for Pot. Temp. Profile (m MSL) = 0.00 ; Decay Coef. = 0.000 ; Rot. Angle = 0.0
Emission Units = GRAMS/SEC ; Emission Rate Unit Factor = 0.10000E+07
Output Units = MICROGRAMS/M**3

**Approximate Storage Requirements of Model = 1.3 MB of RAM.

**Detailed Error/Message File: ERRORS.OUT

**MODELOPTs:
CONC DFAULT ELEV FLGPOL

*** VOLUME SOURCE DATA ***

SOURCE ID	NUMBER PART. CATS.	EMISSION RATE (GRAMS/SEC)	X (METERS)	Y (METERS)	BASE ELEV. (METERS)	RELEASE HEIGHT (METERS)	INIT. SY (METERS)	INIT. SZ (METERS)	URBAN SOURCE	EMISSION RATE SCALAR VARY BY
BLOCK1	0	0.40300E-01	7.3	0.7	0.0	2.60	4.50	2.40	YES	
BLOCK2	0	0.40300E-01	12.8	8.8	0.0	2.60	4.50	2.40	YES	
BLOCK3	0	0.40300E-01	18.3	16.9	0.0	2.60	4.50	2.40	YES	
BLOCK4	0	0.40300E-01	23.9	24.9	0.0	2.60	4.50	2.40	YES	
BLOCK5	0	0.40300E-01	29.4	33.0	0.0	2.60	4.50	2.40	YES	
BLOCK6	0	0.40300E-01	34.9	41.0	0.0	2.60	4.50	2.40	YES	
BLOCK7	0	0.40300E-01	40.4	49.1	0.0	2.60	4.50	2.40	YES	
BLOCK8	0	0.40300E-01	45.9	57.1	0.0	2.60	4.50	2.40	YES	
BLOCK9	0	0.40300E-01	51.4	65.2	0.0	2.60	4.50	2.40	YES	
BLOCK10	0	0.40300E-01	56.9	73.3	0.0	2.60	4.50	2.40	YES	
BLOCK11	0	0.40300E-01	62.4	81.3	0.0	2.60	4.50	2.40	YES	
BLOCK12	0	0.40300E-01	67.9	89.4	0.0	2.60	4.50	2.40	YES	
BLOCK13	0	0.40300E-01	73.5	97.4	0.0	2.60	4.50	2.40	YES	
BLOCK14	0	0.40300E-01	79.0	105.5	0.0	2.60	4.50	2.40	YES	
BLOCK15	0	0.40300E-01	84.5	113.5	0.0	2.60	4.50	2.40	YES	
BLOCK16	0	0.40300E-01	90.0	121.6	0.0	2.60	4.50	2.40	YES	
BLOCK17	0	0.40300E-01	95.5	129.6	0.0	2.60	4.50	2.40	YES	
BLOCK18	0	0.40300E-01	101.0	137.7	0.0	2.60	4.50	2.40	YES	
BLOCK19	0	0.40300E-01	106.5	145.8	0.0	2.60	4.50	2.40	YES	
BLOCK20	0	0.40300E-01	112.0	153.8	0.0	2.60	4.50	2.40	YES	
BLOCK21	0	0.40300E-01	117.5	161.9	0.0	2.60	4.50	2.40	YES	
BLOCK22	0	0.40300E-01	123.0	169.9	0.0	2.60	4.50	2.40	YES	
BLOCK23	0	0.40300E-01	128.6	178.0	0.0	2.60	4.50	2.40	YES	
BLOCK24	0	0.40300E-01	134.1	186.0	0.0	2.60	4.50	2.40	YES	
BLOCK25	0	0.62600E-01	139.6	194.1	0.0	2.60	4.50	2.40	YES	
BLOCK26	0	0.62600E-01	145.1	202.2	0.0	2.60	4.50	2.40	YES	
BLOCK27	0	0.62600E-01	150.6	210.2	0.0	2.60	4.50	2.40	YES	
BLOCK28	0	0.62600E-01	156.1	218.3	0.0	2.60	4.50	2.40	YES	
BLOCK29	0	0.62600E-01	161.6	226.3	0.0	2.60	4.50	2.40	YES	
BLOCK30	0	0.44100E-01	-1.8	7.3	0.0	2.60	4.50	2.40	YES	
BLOCK31	0	0.44100E-01	3.7	15.4	0.0	2.60	4.50	2.40	YES	
BLOCK32	0	0.44100E-01	9.2	23.4	0.0	2.60	4.50	2.40	YES	
BLOCK33	0	0.44100E-01	14.7	31.5	0.0	2.60	4.50	2.40	YES	
BLOCK34	0	0.44100E-01	20.2	39.5	0.0	2.60	4.50	2.40	YES	
BLOCK35	0	0.44100E-01	25.7	47.6	0.0	2.60	4.50	2.40	YES	
BLOCK36	0	0.44100E-01	31.2	55.6	0.0	2.60	4.50	2.40	YES	
BLOCK37	0	0.44100E-01	36.8	63.7	0.0	2.60	4.50	2.40	YES	
BLOCK38	0	0.44100E-01	42.3	71.8	0.0	2.60	4.50	2.40	YES	
BLOCK39	0	0.44100E-01	47.8	79.8	0.0	2.60	4.50	2.40	YES	
BLOCK40	0	0.44100E-01	53.3	87.9	0.0	2.60	4.50	2.40	YES	

**MODELOPTs:
CONC DFAULT ELEV FLGPOL

*** VOLUME SOURCE DATA ***

SOURCE ID	NUMBER PART. CATS.	EMISSION RATE (GRAMS/SEC)	X (METERS)	Y (METERS)	BASE ELEV. (METERS)	RELEASE HEIGHT (METERS)	INIT. SY (METERS)	INIT. SZ (METERS)	URBAN SOURCE	EMISSION RATE SCALAR VARY BY
BLOCK41	0	0.44100E-01	58.8	95.9	0.0	2.60	4.50	2.40	YES	
BLOCK42	0	0.44100E-01	64.3	104.0	0.0	2.60	4.50	2.40	YES	
BLOCK43	0	0.44100E-01	69.8	112.0	0.0	2.60	4.50	2.40	YES	
BLOCK44	0	0.44100E-01	75.3	120.1	0.0	2.60	4.50	2.40	YES	
BLOCK45	0	0.44100E-01	80.8	128.2	0.0	2.60	4.50	2.40	YES	
BLOCK46	0	0.44100E-01	86.4	136.2	0.0	2.60	4.50	2.40	YES	
BLOCK47	0	0.44100E-01	91.9	144.3	0.0	2.60	4.50	2.40	YES	
BLOCK48	0	0.44100E-01	97.4	152.3	0.0	2.60	4.50	2.40	YES	
BLOCK49	0	0.44100E-01	102.9	160.4	0.0	2.60	4.50	2.40	YES	
BLOCK50	0	0.44100E-01	108.4	168.4	0.0	2.60	4.50	2.40	YES	
BLOCK51	0	0.44100E-01	113.9	176.5	0.0	2.60	4.50	2.40	YES	
BLOCK52	0	0.44100E-01	119.4	184.6	0.0	2.60	4.50	2.40	YES	
BLOCK53	0	0.44100E-01	124.9	192.6	0.0	2.60	4.50	2.40	YES	
BLOCK54	0	0.74400E-01	130.4	200.7	0.0	2.60	4.50	2.40	YES	
BLOCK55	0	0.74400E-01	135.9	208.7	0.0	2.60	4.50	2.40	YES	
BLOCK56	0	0.74400E-01	141.5	216.8	0.0	2.60	4.50	2.40	YES	
BLOCK57	0	0.74400E-01	147.0	224.8	0.0	2.60	4.50	2.40	YES	
BLOCK58	0	0.74400E-01	152.5	232.9	0.0	2.60	4.50	2.40	YES	

**MODELOPTs:
CONC DFAULT ELEV FLGPOL

*** SOURCE IDs DEFINING SOURCE GROUPS ***

GROUP ID	SOURCE IDs
ALL	BLOCK1 , BLOCK2 , BLOCK3 , BLOCK4 , BLOCK5 , BLOCK6 , BLOCK7 , BLOCK8 , BLOCK9 , BLOCK10 , BLOCK11 , BLOCK12 , BLOCK13 , BLOCK14 , BLOCK15 , BLOCK16 , BLOCK17 , BLOCK18 , BLOCK19 , BLOCK20 , BLOCK21 , BLOCK22 , BLOCK23 , BLOCK24 , BLOCK25 , BLOCK26 , BLOCK27 , BLOCK28 , BLOCK29 , BLOCK30 , BLOCK31 , BLOCK32 , BLOCK33 , BLOCK34 , BLOCK35 , BLOCK36 , BLOCK37 , BLOCK38 , BLOCK39 , BLOCK40 , BLOCK41 , BLOCK42 , BLOCK43 , BLOCK44 , BLOCK45 , BLOCK46 , BLOCK47 , BLOCK48 , BLOCK49 , BLOCK50 , BLOCK51 , BLOCK52 , BLOCK53 , BLOCK54 , BLOCK55 , BLOCK56 , BLOCK57 , BLOCK58 ,

**MODELOPTs:
CONC DFAULT ELEV FLGPOL

*** DISCRETE CARTESIAN RECEPTORS ***
(X-COORD, Y-COORD, ZELEV, ZHILL, ZFLAG)
(METERS)

(	10.4,	-7.1,	0.0,	0.0,	1.8);	(	14.6,	-1.1,	0.0,	0.0,	1.8);
(	18.8,	5.0,	0.0,	0.0,	1.8);	(	23.0,	11.2,	0.0,	0.0,	1.8);
(	27.2,	17.3,	0.0,	0.0,	1.8);	(	31.4,	23.5,	0.0,	0.0,	1.8);
(	35.6,	29.6,	0.0,	0.0,	1.8);	(	39.8,	35.7,	0.0,	0.0,	1.8);
(	44.0,	41.9,	0.0,	0.0,	1.8);	(	48.2,	48.0,	0.0,	0.0,	1.8);
(	52.4,	54.2,	0.0,	0.0,	1.8);	(	56.6,	60.3,	0.0,	0.0,	1.8);
(	60.8,	66.4,	0.0,	0.0,	1.8);	(	65.0,	72.6,	0.0,	0.0,	1.8);
(	69.2,	78.7,	0.0,	0.0,	1.8);	(	73.4,	84.9,	0.0,	0.0,	1.8);
(	77.6,	91.0,	0.0,	0.0,	1.8);	(	81.8,	97.2,	0.0,	0.0,	1.8);
(	86.0,	103.3,	0.0,	0.0,	1.8);	(	90.2,	109.4,	0.0,	0.0,	1.8);
(	94.4,	115.6,	0.0,	0.0,	1.8);	(	98.6,	121.7,	0.0,	0.0,	1.8);
(	102.8,	127.9,	0.0,	0.0,	1.8);	(	107.0,	134.0,	0.0,	0.0,	1.8);
(	111.2,	140.1,	0.0,	0.0,	1.8);	(	115.4,	146.3,	0.0,	0.0,	1.8);
(	119.6,	152.4,	0.0,	0.0,	1.8);	(	123.8,	158.6,	0.0,	0.0,	1.8);
(	128.0,	164.7,	0.0,	0.0,	1.8);	(	132.2,	170.8,	0.0,	0.0,	1.8);
(	136.4,	177.0,	0.0,	0.0,	1.8);	(	140.6,	183.1,	0.0,	0.0,	1.8);
(	144.8,	189.3,	0.0,	0.0,	1.8);	(	149.0,	195.4,	0.0,	0.0,	1.8);
(	153.2,	201.6,	0.0,	0.0,	1.8);	(	157.4,	207.7,	0.0,	0.0,	1.8);
(	161.6,	213.8,	0.0,	0.0,	1.8);	(	165.8,	220.0,	0.0,	0.0,	1.8);
(	170.0,	226.1,	0.0,	0.0,	1.8);	(	174.2,	232.3,	0.0,	0.0,	1.8);
(	178.4,	238.4,	0.0,	0.0,	1.8);	(	182.6,	244.5,	0.0,	0.0,	1.8);
(	186.8,	250.7,	0.0,	0.0,	1.8);	(	191.0,	256.8,	0.0,	0.0,	1.8);
(	195.2,	263.0,	0.0,	0.0,	1.8);	(	199.4,	269.1,	0.0,	0.0,	1.8);
(	203.6,	275.3,	0.0,	0.0,	1.8);	(	207.8,	281.4,	0.0,	0.0,	1.8);
(	212.0,	287.5,	0.0,	0.0,	1.8);	(	216.2,	293.7,	0.0,	0.0,	1.8);
(	220.4,	299.8,	0.0,	0.0,	1.8);	(	224.6,	306.0,	0.0,	0.0,	1.8);
(	228.8,	312.1,	0.0,	0.0,	1.8);	(	233.0,	318.2,	0.0,	0.0,	1.8);
(	237.2,	324.4,	0.0,	0.0,	1.8);	(	241.4,	330.5,	0.0,	0.0,	1.8);
(	6.2,	-13.4,	0.0,	0.0,	1.8);	(	2.0,	-19.5,	0.0,	0.0,	1.8);
(	-2.2,	-25.7,	0.0,	0.0,	1.8);	(	-6.4,	-31.8,	0.0,	0.0,	1.8);

**MODELOPTs:
CONC DFAULT ELEV FLGPOL

* SOURCE-RECEPTOR COMBINATIONS FOR WHICH CALCULATIONS MAY NOT BE PERFORMED *
LESS THAN 1.0 METER OR WITHIN OPEN PIT SOURCE

SOURCE ID	- - RECEPTOR LOCATION - - XR (METERS)	YR (METERS)	DISTANCE (METERS)
BLOCK1	10.4	-7.1	-1.28
BLOCK1	14.6	-1.1	-2.16
BLOCK2	14.6	-1.1	0.39
BLOCK2	18.8	5.0	-2.57
BLOCK2	23.0	11.2	0.80
BLOCK3	23.0	11.2	-2.29
BLOCK3	27.2	17.3	-0.77
BLOCK4	27.2	17.3	-1.39
BLOCK4	31.4	23.5	-2.05
BLOCK5	31.4	23.5	0.03
BLOCK5	35.6	29.6	-2.60
BLOCK6	39.8	35.7	-2.46
BLOCK6	44.0	41.9	-0.53
BLOCK7	44.0	41.9	-1.63
BLOCK7	48.2	48.0	-1.80
BLOCK8	48.2	48.0	-0.29
BLOCK8	52.4	54.2	-2.56
BLOCK9	56.6	60.3	-2.53
BLOCK9	60.8	66.4	-0.20
BLOCK10	60.8	66.4	-1.75
BLOCK10	65.0	72.6	-1.54
BLOCK11	65.0	72.6	-0.59
BLOCK11	69.2	78.7	-2.39
BLOCK12	73.4	84.9	-2.57
BLOCK12	77.6	91.0	0.16
BLOCK13	77.6	91.0	-2.07
BLOCK13	81.8	97.2	-1.37
BLOCK14	81.8	97.2	-0.92
BLOCK14	86.0	103.3	-2.34
BLOCK15	86.0	103.3	0.63
BLOCK15	90.2	109.4	-2.65
BLOCK15	94.4	115.6	0.45
BLOCK16	94.4	115.6	-2.23
BLOCK16	98.6	121.7	-1.07
BLOCK17	98.6	121.7	-1.19
BLOCK17	102.8	127.9	-2.16
BLOCK18	102.8	127.9	0.29
BLOCK18	107.0	134.0	-2.63
BLOCK18	111.2	140.1	0.80
BLOCK19	111.2	140.1	-2.29

**MODELOPTs:
CONC DFAULT ELEV FLGPOL

* SOURCE-RECEPTOR COMBINATIONS FOR WHICH CALCULATIONS MAY NOT BE PERFORMED *
LESS THAN 1.0 METER OR WITHIN OPEN PIT SOURCE

SOURCE ID	- - RECEPTOR LOCATION - - XR (METERS)	YR (METERS)	DISTANCE (METERS)
BLOCK19	115.4	146.3	-0.76
BLOCK20	115.4	146.3	-1.44
BLOCK20	119.6	152.4	-1.95
BLOCK21	119.6	152.4	0.05
BLOCK21	123.8	158.6	-2.56
BLOCK22	128.0	164.7	-2.46
BLOCK22	132.2	170.8	-0.43
BLOCK23	132.2	170.8	-1.63
BLOCK23	136.4	177.0	-1.81
BLOCK24	136.4	177.0	-0.39
BLOCK24	140.6	183.1	-2.56
BLOCK25	144.8	189.3	-2.60
BLOCK25	149.0	195.4	-0.19
BLOCK26	149.0	195.4	-1.84
BLOCK26	153.2	201.6	-1.55
BLOCK27	153.2	201.6	-0.69
BLOCK27	157.4	207.7	-2.43
BLOCK28	161.6	213.8	-2.57
BLOCK28	165.8	220.0	0.17
BLOCK29	165.8	220.0	-2.10
BLOCK29	170.0	226.1	-1.27

**MODELOPTs:
CONC DFAULT ELEV FLGPOL

*** METEOROLOGICAL DAYS SELECTED FOR PROCESSING ***
(1=YES; 0=NO)

1 1 1 1 1 1 1 1 1 1 1 1 1 1 1 1 1 1 1 1 1 1 1 1 1 1 1 1 1 1 1 1 1 1 1 1 1 1 1 1 1 1 1 1 1 1 1 1 1 1
1 1 1 1 1 1 1 1 1 1 1 1 1 1 1 1 1 1 1 1 1 1 1 1 1 1 1 1 1 1 1 1 1 1 1 1 1 1 1 1 1 1 1 1 1 1 1 1 1 1
1 1 1 1 1 1 1 1 1 1 1 1 1 1 1 1 1 1 1 1 1 1 1 1 1 1 1 1 1 1 1 1 1 1 1 1 1 1 1 1 1 1 1 1 1 1 1 1 1 1
1 1 1 1 1 1 1 1 1 1 1 1 1 1 1 1 1 1 1 1 1 1 1 1 1 1 1 1 1 1 1 1 1 1 1 1 1 1 1 1 1 1 1 1 1 1 1 1 1 1
1 1 1 1 1 1 1 1 1 1 1 1 1 1 1 1 1 1 1 1 1 1 1 1 1 1 1 1 1 1 1 1 1 1 1 1 1 1 1 1 1 1 1 1 1 1 1 1 1 1
1 1 1 1 1 1 1 1 1 1 1 1 1 1 1 1 1 1 1 1 1 1 1 1 1 1 1 1 1 1 1 1 1 1 1 1 1 1 1 1 1 1 1 1 1 1 1 1 1 1
1 1 1 1 1 1 1 1 1 1 1 1 1 1 1 1 1 1 1 1 1 1 1 1 1 1 1 1 1 1 1 1 1 1 1 1 1 1 1 1 1 1 1 1 1 1 1 1 1 1
1 1 1 1 1 1 1 1 1 1 1 1 1 1 1 1

METEOROLOGICAL DATA PROCESSED BETWEEN START DATE: 0 0 0 0
AND END DATE: 9999 99 99 24

NOTE: METEOROLOGICAL DATA ACTUALLY PROCESSED WILL ALSO DEPEND ON WHAT IS INCLUDED IN THE DATA FILE.

*** UPPER BOUND OF FIRST THROUGH FIFTH WIND SPEED CATEGORIES ***
(METERS/SEC)

1.54, 3.09, 5.14, 8.23, 10.80,

**MODELOPTs:
CONC DFAULT ELEV FLGPOL

*** UP TO THE FIRST 24 HOURS OF METEOROLOGICAL DATA ***

Surface file: LGAOKX04.SFC
Profile file: LGAOKX04.PFL
Surface format: (3(I2,1X),I3,1X,I2,1X,F6.1,1X,3(F6.3,1X),2(F5.0,1X),F8.1,1X,F6.3,1X,2(F6.2,1X),F7.2,1X,F5.0,3(1X,F6.1))
Profile format: (4(I2,1X),F6.1,1X,I1,1X,F5.0,1X,F7.2,1X,F7.2,1X,F6.1,1X,F7.2)
Surface station no.: 14732 Upper air station no.: 94703
Name: LA Name: BROOKHAVEN
Year: 2004 Year: 2004

First 24 hours of scalar data

YR	MO	DY	JDY	HR	H0	U*	W*	DT/DZ	ZICNV	ZIMCH	M-O LEN	Z0	BOWEN	ALBEDO	REF WS	WD	HT	REF TA	HT
04	01	01	0	01	-64.0	0.906	-9.000	-9.000	-999.	1984.	1054.4	1.00	1.50	1.00	5.10	261.	9.1	280.4	2.0
04	01	01	1	02	-64.0	0.906	-9.000	-9.000	-999.	1984.	1056.3	1.00	1.50	1.00	5.10	278.	9.1	280.4	2.0
04	01	01	1	03	-64.0	0.714	-9.000	-9.000	-999.	1433.	518.0	1.00	1.50	1.00	4.10	284.	9.1	280.4	2.0
04	01	01	1	04	-46.9	0.407	-9.000	-9.000	-999.	705.	131.0	1.00	1.50	1.00	2.60	303.	9.1	279.2	2.0
04	01	01	1	05	-64.0	0.811	-9.000	-9.000	-999.	1680.	760.0	1.00	1.50	1.00	4.60	313.	9.1	279.2	2.0
04	01	01	1	06	-64.0	1.111	-9.000	-9.000	-999.	2686.	1956.4	1.00	1.50	1.00	6.20	302.	9.1	278.1	2.0
04	01	01	1	07	-64.0	1.387	-9.000	-9.000	-999.	3732.	3804.0	1.00	1.50	1.00	7.70	325.	9.1	278.1	2.0
04	01	01	1	08	-64.0	1.019	-9.000	-9.000	-999.	2556.	1509.8	1.00	1.50	0.84	5.70	323.	9.1	277.0	2.0
04	01	01	1	09	-38.1	1.390	-9.000	-9.000	-999.	3746.	6459.1	1.00	1.50	0.55	7.70	297.	9.1	277.0	2.0
04	01	01	1	10	32.5	0.840	0.540	0.013	178.	2165.	-1674.6	1.00	1.50	0.44	4.60	301.	9.1	277.0	2.0
04	01	01	1	11	62.7	1.041	1.064	0.008	703.	2436.	-1650.6	1.00	1.50	0.41	5.70	314.	9.1	278.1	2.0
04	01	01	1	12	71.1	1.132	1.338	0.005	1236.	2757.	-1866.5	1.00	1.50	0.39	6.20	296.	9.1	279.2	2.0
04	01	01	1	13	77.1	1.043	1.396	0.007	1290.	2472.	-1346.2	1.00	1.50	0.39	5.70	313.	9.1	279.2	2.0
04	01	01	1	14	28.6	0.840	1.008	0.015	1310.	1830.	-1894.0	1.00	1.50	0.41	4.60	339.	9.1	279.2	2.0
04	01	01	1	15	14.2	1.035	0.800	0.008	1321.	2410.	-7149.2	1.00	1.50	0.45	5.70	302.	9.1	280.4	2.0
04	01	01	1	16	-13.2	0.920	-9.000	-9.000	-999.	2055.	5417.5	1.00	1.50	0.56	5.10	294.	9.1	280.4	2.0
04	01	01	1	17	-36.5	0.533	-9.000	-9.000	-999.	1074.	378.9	1.00	1.50	0.86	3.10	311.	9.1	280.4	2.0
04	01	01	1	18	-43.0	0.627	-9.000	-9.000	-999.	1142.	525.5	1.00	1.50	1.00	3.60	307.	9.1	280.4	2.0
04	01	01	1	19	-41.5	0.528	-9.000	-9.000	-999.	892.	324.3	1.00	1.50	1.00	3.10	344.	9.1	279.2	2.0
04	01	01	1	20	-36.7	0.532	-9.000	-9.000	-999.	893.	376.8	1.00	1.50	1.00	3.10	337.	9.1	279.2	2.0
04	01	01	1	21	-36.7	0.532	-9.000	-9.000	-999.	894.	376.8	1.00	1.50	1.00	3.10	310.	9.1	279.2	2.0
04	01	01	1	22	-23.1	0.334	-9.000	-9.000	-999.	474.	147.5	1.00	1.50	1.00	2.10	22.	9.1	278.1	2.0
04	01	01	1	23	-13.1	0.190	-9.000	-9.000	-999.	206.	47.6	1.00	1.50	1.00	1.50	330.	9.1	278.1	2.0
04	01	01	1	24	-999.0	-9.000	-9.000	-9.000	-999.	-999.	-99999.0	1.00	1.50	1.00	0.00	0.	9.1	277.0	2.0

First hour of profile data

YR	MO	DY	HR	HEIGHT	F	WDIR	WSPD	AMB_TMP	sigmaA	sigmaW	sigmaV
04	01	01	01	9.1	1	261.	5.10	280.4	99.0	-99.00	-99.00

F indicates top of profile (=1) or below (=0)

**MODELOPTs:
CONC DFAULT ELEV FLGPOL

*** THE 1ST HIGHEST 1-HR AVERAGE CONCENTRATION VALUES FOR SOURCE GROUP: ALL ***
INCLUDING SOURCE(S): BLOCK1 , BLOCK2 , BLOCK3 , BLOCK4 , BLOCK5 , BLOCK6 , BLOCK7 ,
BLOCK8 , BLOCK9 , BLOCK10 , BLOCK11 , BLOCK12 , BLOCK13 , BLOCK14 , BLOCK15 , BLOCK16 , BLOCK17 , BLOCK18 , BLOCK19 ,
BLOCK20 , BLOCK21 , BLOCK22 , BLOCK23 , BLOCK24 , BLOCK25 , BLOCK26 , BLOCK27 , BLOCK28 , BLOCK29 , BLOCK30 , . . . ,

*** DISCRETE CARTESIAN RECEPTOR POINTS ***

** CONC OF CO IN MICROGRAMS/M**3 **

X-COORD (M)	Y-COORD (M)	CONC	(YYMMDDHH)	X-COORD (M)	Y-COORD (M)	CONC	(YYMMDDHH)
10.40	-7.10	971.22943	(04081705)	14.60	-1.10	970.73120	(04081705)
18.80	5.00	1196.33923	(04081705)	23.00	11.20	1143.48535	(04081705)
27.20	17.30	1146.65784	(04100524)	31.40	23.50	1157.83130	(04081705)
35.60	29.60	1331.66211	(04100524)	39.80	35.70	1319.03955	(04081705)
44.00	41.90	1223.48669	(04100524)	48.20	48.00	1208.42676	(04081705)
52.40	54.20	1380.44580	(04100524)	56.60	60.30	1354.11951	(04100524)
60.80	66.40	1252.70081	(04100524)	65.00	72.60	1232.76208	(04100524)
69.20	78.70	1399.90027	(04100524)	73.40	84.90	1373.09045	(04100524)
77.60	91.00	1267.89514	(04100524)	81.80	97.20	1244.27686	(04100524)
86.00	103.30	1263.82495	(04091302)	90.20	109.40	1381.34668	(04091302)
94.40	115.60	1269.68225	(04100524)	98.60	121.70	1258.67883	(04080924)
102.80	127.90	1296.92542	(04080924)	107.00	134.00	1412.96045	(04080924)
111.20	140.10	1280.11389	(04100524)	115.40	146.30	1290.57312	(04091302)
119.60	152.40	1324.87097	(04080924)	123.80	158.60	1445.51465	(04080924)
128.00	164.70	1482.16809	(04080924)	132.20	170.80	1339.63538	(04080924)
136.40	177.00	1386.25940	(04080924)	140.60	183.10	1562.74219	(04100524)
144.80	189.30	1555.31726	(04080924)	149.00	195.40	1383.75415	(04080924)
153.20	201.60	1459.99939	(04080924)	157.40	207.70	1653.03479	(04080924)
161.60	213.80	1665.68762	(04080924)	165.80	220.00	1349.89624	(04080924)
170.00	226.10	1382.75928	(04080924)	174.20	232.30	1426.47998	(04080924)
178.40	238.40	1194.55237	(04080924)	182.60	244.50	1008.32806	(04080924)
186.80	250.70	860.41846	(04080924)	191.00	256.80	745.00598	(04080924)
195.20	263.00	652.13892	(04080924)	199.40	269.10	577.97882	(04080924)
203.60	275.30	516.39691	(04080924)	207.80	281.40	465.83688	(04080924)
212.00	287.50	425.43774	(04100722)	216.20	293.70	393.49783	(04100722)
220.40	299.80	365.90741	(04100722)	224.60	306.00	341.55154	(04100722)
228.80	312.10	320.16986	(04100722)	233.00	318.20	301.13626	(04100722)
237.20	324.40	283.97464	(04100722)	241.40	330.50	268.62915	(04100722)
6.20	-13.40	978.77728	(04081705)	2.00	-19.50	820.30872	(04081705)
-2.20	-25.70	694.71326	(04081705)	-6.40	-31.80	605.37512	(04061201)

**MODELOPTs:
CONC DFAULT ELEV FLGPOL

*** THE 2ND HIGHEST 1-HR AVERAGE CONCENTRATION VALUES FOR SOURCE GROUP: ALL ***
INCLUDING SOURCE(S): BLOCK1 , BLOCK2 , BLOCK3 , BLOCK4 , BLOCK5 , BLOCK6 , BLOCK7 ,
BLOCK8 , BLOCK9 , BLOCK10 , BLOCK11 , BLOCK12 , BLOCK13 , BLOCK14 , BLOCK15 , BLOCK16 , BLOCK17 , BLOCK18 , BLOCK19 ,
BLOCK20 , BLOCK21 , BLOCK22 , BLOCK23 , BLOCK24 , BLOCK25 , BLOCK26 , BLOCK27 , BLOCK28 , BLOCK29 , BLOCK30 , . . . ,

*** DISCRETE CARTESIAN RECEPTOR POINTS ***

** CONC OF CO IN MICROGRAMS/M**3 **

X-COORD (M)	Y-COORD (M)	CONC	(YYMMDDHH)	X-COORD (M)	Y-COORD (M)	CONC	(YYMMDDHH)
10.40	-7.10	968.61603	(04100524)	14.60	-1.10	960.19110	(04100524)
18.80	5.00	1192.48523	(04100524)	23.00	11.20	1134.70850	(04100524)
27.20	17.30	1145.38159	(04081705)	31.40	23.50	1152.05164	(04100524)
35.60	29.60	1330.10999	(04081705)	39.80	35.70	1316.14990	(04100524)
44.00	41.90	1218.37622	(04081705)	48.20	48.00	1208.28406	(04100524)
52.40	54.20	1372.72009	(04081705)	56.60	60.30	1350.72827	(04081705)
60.80	66.40	1242.29883	(04081705)	65.00	72.60	1227.10242	(04081705)
69.20	78.70	1341.47571	(04111705)	73.40	84.90	1363.05505	(04081705)
77.60	91.00	1252.21533	(04081705)	81.80	97.20	1224.70337	(04081705)
86.00	103.30	1263.59106	(04080924)	90.20	109.40	1380.48083	(04080924)
94.40	115.60	1255.40540	(04081705)	98.60	121.70	1255.77832	(04091302)
102.80	127.90	1294.62878	(04091302)	107.00	134.00	1411.36157	(04091302)
111.20	140.10	1268.03430	(04080924)	115.40	146.30	1287.91223	(04080924)
119.60	152.40	1320.50403	(04091302)	123.80	158.60	1441.72791	(04091302)
128.00	164.70	1479.17261	(04091302)	132.20	170.80	1334.37854	(04091302)
136.40	177.00	1379.77991	(04091302)	140.60	183.10	1544.78223	(04111705)
144.80	189.30	1550.29553	(04091302)	149.00	195.40	1378.14197	(04091302)
153.20	201.60	1454.34668	(04091302)	157.40	207.70	1650.19666	(04091302)
161.60	213.80	1665.13867	(04091302)	165.80	220.00	1346.91370	(04091302)
170.00	226.10	1377.67798	(04091302)	174.20	232.30	1422.77563	(04091302)
178.40	238.40	1184.55762	(04091302)	182.60	244.50	993.94714	(04091302)
186.80	250.70	843.27216	(04091302)	191.00	256.80	726.38953	(04091302)
195.20	263.00	633.57684	(04061123)	199.40	269.10	562.39703	(04061123)
203.60	275.30	505.59305	(04100722)	207.80	281.40	462.30637	(04100722)
212.00	287.50	423.20764	(04080924)	216.20	293.70	386.34424	(04080924)
220.40	299.80	355.06854	(04080924)	224.60	306.00	327.46649	(04080924)
228.80	312.10	304.35153	(04072203)	233.00	318.20	285.63046	(04072203)
237.20	324.40	268.75430	(04072203)	241.40	330.50	253.75748	(04072203)
6.20	-13.40	964.95508	(04100524)	2.00	-19.50	808.17102	(04061201)
-2.20	-25.70	693.70148	(04061201)	-6.40	-31.80	599.14630	(04081705)

**MODELOPTs:
CONC DFAULT ELEV FLGPOL

*** THE 1ST HIGHEST 8-HR AVERAGE CONCENTRATION VALUES FOR SOURCE GROUP: ALL ***
INCLUDING SOURCE(S): BLOCK1 , BLOCK2 , BLOCK3 , BLOCK4 , BLOCK5 , BLOCK6 , BLOCK7 ,
BLOCK8 , BLOCK9 , BLOCK10 , BLOCK11 , BLOCK12 , BLOCK13 , BLOCK14 , BLOCK15 , BLOCK16 , BLOCK17 , BLOCK18 , BLOCK19 ,
BLOCK20 , BLOCK21 , BLOCK22 , BLOCK23 , BLOCK24 , BLOCK25 , BLOCK26 , BLOCK27 , BLOCK28 , BLOCK29 , BLOCK30 , . . . ,

*** DISCRETE CARTESIAN RECEPTOR POINTS ***

** CONC OF CO IN MICROGRAMS/M**3 **

X-COORD (M)	Y-COORD (M)	CONC	(YYMMDDHH)	X-COORD (M)	Y-COORD (M)	CONC	(YYMMDDHH)
10.40	-7.10	521.80780c	(04111708)	14.60	-1.10	524.33575c	(04111708)
18.80	5.00	667.36194c	(04111708)	23.00	11.20	642.08783c	(04111708)
27.20	17.30	651.98627c	(04111708)	31.40	23.50	660.83643c	(04111708)
35.60	29.60	766.58014c	(04111708)	39.80	35.70	770.69055c	(04111708)
44.00	41.90	707.20020c	(04111708)	48.20	48.00	701.64471c	(04111708)
52.40	54.20	802.35321c	(04111708)	56.60	60.30	797.39166c	(04111708)
60.80	66.40	729.36035c	(04111708)	65.00	72.60	720.31116c	(04111708)
69.20	78.70	818.18506c	(04111708)	73.40	84.90	810.19373c	(04100708)
77.60	91.00	740.76312c	(04111708)	81.80	97.20	740.05560c	(04100708)
86.00	103.30	754.40753c	(04100708)	90.20	109.40	824.46307c	(04100708)
94.40	115.60	748.22675c	(04111708)	98.60	121.70	751.50238c	(04100708)
102.80	127.90	764.22119c	(04100708)	107.00	134.00	834.31329c	(04100708)
111.20	140.10	756.15204c	(04100708)	115.40	146.30	762.51868c	(04100708)
119.60	152.40	774.43262c	(04100708)	123.80	158.60	848.76465c	(04100708)
128.00	164.70	866.90771c	(04100708)	132.20	170.80	791.61017c	(04100708)
136.40	177.00	822.69757c	(04100708)	140.60	183.10	942.25018c	(04111708)
144.80	189.30	939.30145c	(04100708)	149.00	195.40	849.97662c	(04100708)
153.20	201.60	879.76086c	(04100708)	157.40	207.70	987.98633c	(04100708)
161.60	213.80	951.04199c	(04100708)	165.80	220.00	727.80420c	(04100708)
170.00	226.10	711.89539c	(04100708)	174.20	232.30	690.60406c	(04100708)
178.40	238.40	536.68713c	(04100708)	182.60	244.50	429.40945c	(04100708)
186.80	250.70	351.59531c	(04100708)	191.00	256.80	303.58911c	(04091124)
195.20	263.00	267.16681c	(04091124)	199.40	269.10	237.91560c	(04091124)
203.60	275.30	213.87358c	(04091124)	207.80	281.40	193.93581c	(04091124)
212.00	287.50	177.11458c	(04091124)	216.20	293.70	162.70775c	(04091124)
220.40	299.80	150.31648c	(04091124)	224.60	306.00	139.48875c	(04091124)
228.80	312.10	130.00706c	(04091124)	233.00	318.20	121.61407c	(04091124)
237.20	324.40	114.11596c	(04091124)	241.40	330.50	107.41552c	(04091124)
6.20	-13.40	508.33844c	(04111708)	2.00	-19.50	401.74432c	(04111708)
-2.20	-25.70	325.31235c	(04111708)	-6.40	-31.80	270.72507c	(04111708)

**MODELOPTs:
CONC DFAULT ELEV FLGPOL

*** THE 2ND HIGHEST 8-HR AVERAGE CONCENTRATION VALUES FOR SOURCE GROUP: ALL ***
INCLUDING SOURCE(S): BLOCK1 , BLOCK2 , BLOCK3 , BLOCK4 , BLOCK5 , BLOCK6 , BLOCK7 ,
BLOCK8 , BLOCK9 , BLOCK10 , BLOCK11 , BLOCK12 , BLOCK13 , BLOCK14 , BLOCK15 , BLOCK16 , BLOCK17 , BLOCK18 , BLOCK19 ,
BLOCK20 , BLOCK21 , BLOCK22 , BLOCK23 , BLOCK24 , BLOCK25 , BLOCK26 , BLOCK27 , BLOCK28 , BLOCK29 , BLOCK30 , . . . ,

*** DISCRETE CARTESIAN RECEPTOR POINTS ***

** CONC OF CO IN MICROGRAMS/M**3 **

X-COORD (M)	Y-COORD (M)	CONC	(YYMMDDHH)	X-COORD (M)	Y-COORD (M)	CONC	(YYMMDDHH)
10.40	-7.10	462.03427c	(04081708)	14.60	-1.10	468.62354c	(04081708)
18.80	5.00	605.11517c	(04081708)	23.00	11.20	577.87683c	(04081708)
27.20	17.30	584.28314c	(04081708)	31.40	23.50	594.23486c	(04100708)
35.60	29.60	692.84094c	(04100708)	39.80	35.70	732.10925c	(04100708)
44.00	41.90	657.94379c	(04100708)	48.20	48.00	680.17236c	(04100708)
52.40	54.20	767.71729c	(04100708)	56.60	60.30	782.66736c	(04100708)
60.80	66.40	704.92767c	(04100708)	65.00	72.60	719.45538c	(04100708)
69.20	78.70	800.59222c	(04100708)	73.40	84.90	810.12012c	(04111708)
77.60	91.00	730.07843c	(04100708)	81.80	97.20	729.80762c	(04111708)
86.00	103.30	721.33588c	(04111708)	90.20	109.40	816.29132c	(04111708)
94.40	115.60	745.30554c	(04100708)	98.60	121.70	734.82013c	(04111708)
102.80	127.90	726.71979c	(04111708)	107.00	134.00	817.56824c	(04111708)
111.20	140.10	755.82922c	(04111708)	115.40	146.30	744.91168c	(04111708)
119.60	152.40	738.39307c	(04111708)	123.80	158.60	838.99103c	(04111708)
128.00	164.70	843.62073c	(04111708)	132.20	170.80	789.31848c	(04111708)
136.40	177.00	807.86218c	(04111708)	140.60	183.10	935.33612c	(04100708)
144.80	189.30	903.33698c	(04111708)	149.00	195.40	782.63763c	(04111708)
153.20	201.60	754.73126c	(04091208)	157.40	207.70	843.25238	(04090408)
161.60	213.80	841.11084c	(04070108)	165.80	220.00	644.22266c	(04070108)
170.00	226.10	656.09308c	(04070108)	174.20	232.30	675.50586c	(04070108)
178.40	238.40	527.00555c	(04070108)	182.60	244.50	421.24167c	(04070108)
186.80	250.70	349.69351c	(04091124)	191.00	256.80	294.56406c	(04100708)
195.20	263.00	251.59752c	(04070108)	199.40	269.10	222.05150c	(04110708)
203.60	275.30	198.45975c	(04110708)	207.80	281.40	179.14124c	(04110708)
212.00	287.50	162.97226c	(04110708)	216.20	293.70	149.17969c	(04110708)
220.40	299.80	137.42465c	(04110708)	224.60	306.00	127.17613c	(04110708)
228.80	312.10	118.27266c	(04110708)	233.00	318.20	110.42413c	(04110708)
237.20	324.40	103.41636c	(04110708)	241.40	330.50	97.19671c	(04110708)
6.20	-13.40	450.34097c	(04081708)	2.00	-19.50	353.43378c	(04081708)
-2.20	-25.70	285.30179c	(04081708)	-6.40	-31.80	237.24983c	(04081708)

**MODELOPTs:
CONC DFAULT ELEV FLGPOL

*** THE MAXIMUM 10 1-HR AVERAGE CONCENTRATION VALUES FOR SOURCE GROUP: ALL ***
INCLUDING SOURCE(S): BLOCK1 , BLOCK2 , BLOCK3 , BLOCK4 , BLOCK5 , BLOCK6 , BLOCK7 ,
BLOCK8 , BLOCK9 , BLOCK10 , BLOCK11 , BLOCK12 , BLOCK13 , BLOCK14 , BLOCK15 , BLOCK16 , BLOCK17 , BLOCK18 , BLOCK19 ,
BLOCK20 , BLOCK21 , BLOCK22 , BLOCK23 , BLOCK24 , BLOCK25 , BLOCK26 , BLOCK27 , BLOCK28 , BLOCK29 , BLOCK30 , . . . ,

** CONC OF CO IN MICROGRAMS/M**3 **

RANK	CONC	(YYMMDDHH)	AT	RECEPTOR (XR,YR)		OF TYPE	RANK	CONC	(YYMMDDHH)	AT	RECEPTOR (XR,YR)		OF TYPE
1.	1665.68762	(04080924)	AT (	161.60,	213.80)	DC	6.	1628.10901	(04061123)	AT (	161.60,	213.80)	DC
2.	1665.13867	(04091302)	AT (	161.60,	213.80)	DC	7.	1622.07043	(04091623)	AT (	157.40,	207.70)	DC
3.	1653.03479	(04080924)	AT (	157.40,	207.70)	DC	8.	1620.22705	(04100703)	AT (	161.60,	213.80)	DC
4.	1650.19666	(04091302)	AT (	157.40,	207.70)	DC	9.	1618.28967	(04061123)	AT (	157.40,	207.70)	DC
5.	1632.35254	(04091623)	AT (	161.60,	213.80)	DC	10.	1614.31775	(04100704)	AT (	161.60,	213.80)	DC

*** RECEPTOR TYPES: GC = GRIDCART
GP = GRIDPOLR
DC = DISCCART
DP = DISCPOLR

CONC DFAULT ELEV FLGPOL

*** THE MAXIMUM 10 8-HR AVERAGE CONCENTRATION VALUES FOR SOURCE GROUP: ALL ***
INCLUDING SOURCE(S): BLOCK1 , BLOCK2 , BLOCK3 , BLOCK4 , BLOCK5 , BLOCK6 , BLOCK7 ,
BLOCK8 , BLOCK9 , BLOCK10 , BLOCK11 , BLOCK12 , BLOCK13 , BLOCK14 , BLOCK15 , BLOCK16 , BLOCK17 , BLOCK18 , BLOCK19 ,
BLOCK20 , BLOCK21 , BLOCK22 , BLOCK23 , BLOCK24 , BLOCK25 , BLOCK26 , BLOCK27 , BLOCK28 , BLOCK29 , BLOCK30 , . . . ,

** CONC OF CO IN MICROGRAMS/M**3 **

RANK	CONC	(YYMMDDHH)	AT	RECEPTOR (XR,YR)		OF TYPE	RANK	CONC	(YYMMDDHH)	AT	RECEPTOR (XR,YR)		OF TYPE
1.	987.98633c	(04100708)	AT (	157.40,	207.70)	DC	6.	903.33698c	(04111708)	AT (	144.80,	189.30)	DC
2.	951.04199c	(04100708)	AT (	161.60,	213.80)	DC	7.	879.76086c	(04100708)	AT (	153.20,	201.60)	DC
3.	942.25018c	(04111708)	AT (	140.60,	183.10)	DC	8.	866.90771c	(04100708)	AT (	128.00,	164.70)	DC
4.	939.30145c	(04100708)	AT (	144.80,	189.30)	DC	9.	849.97662c	(04100708)	AT (	149.00,	195.40)	DC
5.	935.33612c	(04100708)	AT (	140.60,	183.10)	DC	10.	848.76465c	(04100708)	AT (	123.80,	158.60)	DC

*** RECEPTOR TYPES: GC = GRIDCART
GP = GRIDPOLR
DC = DISCCART
DP = DISCPOLR

**MODELOPTs:
CONC DFAULT ELEV FLGPOL

*** THE SUMMARY OF HIGHEST 1-HR RESULTS ***

** CONC OF CO IN MICROGRAMS/M**3 **

GROUP ID		AVERAGE CONC	DATE (YYMMDDHH)	RECEPTOR (XR, YR, ZELEV, ZHILL, ZFLAG)	NETWORK OF TYPE	GRID-ID
ALL	HIGH 1ST HIGH VALUE IS	1665.68762	ON 04080924: AT (	161.60, 213.80, 0.00, 0.00, 1.80)	DC	
	HIGH 2ND HIGH VALUE IS	1665.13867	ON 04091302: AT (	161.60, 213.80, 0.00, 0.00, 1.80)	DC	

*** RECEPTOR TYPES: GC = GRIDCART
GP = GRIDPOLR
DC = DISCCART
DP = DISCPOLR

**MODELOPTs:
CONC DFAULT ELEV FLGPOL

*** THE SUMMARY OF HIGHEST 8-HR RESULTS ***

** CONC OF CO IN MICROGRAMS/M**3 **

GROUP ID		AVERAGE CONC	DATE (YYMMDDHH)	RECEPTOR (XR, YR, ZELEV, ZHILL, ZFLAG)	NETWORK OF TYPE	GRID-ID
ALL	HIGH 1ST HIGH VALUE IS	987.98633c	ON 04100708:	AT (157.40, 207.70, 0.00, 0.00, 1.80)	DC	
	HIGH 2ND HIGH VALUE IS	935.33612c	ON 04100708:	AT (140.60, 183.10, 0.00, 0.00, 1.80)	DC	

*** RECEPTOR TYPES: GC = GRIDCART
GP = GRIDPOLR
DC = DISCCART
DP = DISCPOLR

**MODELOPTs:
CONC DFAULT ELEV FLGPOL

*** Message Summary : AERMOD Model Execution ***

--------- Summary of Total Messages --------

A Total of 0 Fatal Error Message(s)
A Total of 61 Warning Message(s)
A Total of 284 Informational Message(s)

A Total of 284 Calm Hours Identified

A Total of 0 Missing Hours Identified (0.00 Percent)

******** FATAL ERROR MESSAGES ********
*** NONE ***

******** WARNING MESSAGES ********
CO W206 3 MODOPT:Regulatory DFAULT Overrides Non-DFAULT Option For FLAT
RE W228 150 DISCAR:Default(s) Used for Missing Parameters on Keyword DISCCART
RE W228 151 DISCAR:Default(s) Used for Missing Parameters on Keyword DISCCART
RE W228 152 DISCAR:Default(s) Used for Missing Parameters on Keyword DISCCART
RE W228 153 DISCAR:Default(s) Used for Missing Parameters on Keyword DISCCART
RE W228 154 DISCAR:Default(s) Used for Missing Parameters on Keyword DISCCART
RE W228 155 DISCAR:Default(s) Used for Missing Parameters on Keyword DISCCART
RE W228 156 DISCAR:Default(s) Used for Missing Parameters on Keyword DISCCART
RE W228 157 DISCAR:Default(s) Used for Missing Parameters on Keyword DISCCART
RE W228 158 DISCAR:Default(s) Used for Missing Parameters on Keyword DISCCART
RE W228 159 DISCAR:Default(s) Used for Missing Parameters on Keyword DISCCART
RE W228 160 DISCAR:Default(s) Used for Missing Parameters on Keyword DISCCART
RE W228 161 DISCAR:Default(s) Used for Missing Parameters on Keyword DISCCART
RE W228 162 DISCAR:Default(s) Used for Missing Parameters on Keyword DISCCART
RE W228 163 DISCAR:Default(s) Used for Missing Parameters on Keyword DISCCART
RE W228 164 DISCAR:Default(s) Used for Missing Parameters on Keyword DISCCART
RE W228 165 DISCAR:Default(s) Used for Missing Parameters on Keyword DISCCART
RE W228 166 DISCAR:Default(s) Used for Missing Parameters on Keyword DISCCART
RE W228 167 DISCAR:Default(s) Used for Missing Parameters on Keyword DISCCART
RE W228 168 DISCAR:Default(s) Used for Missing Parameters on Keyword DISCCART
RE W228 169 DISCAR:Default(s) Used for Missing Parameters on Keyword DISCCART
RE W228 170 DISCAR:Default(s) Used for Missing Parameters on Keyword DISCCART
RE W228 171 DISCAR:Default(s) Used for Missing Parameters on Keyword DISCCART
RE W228 172 DISCAR:Default(s) Used for Missing Parameters on Keyword DISCCART
RE W228 173 DISCAR:Default(s) Used for Missing Parameters on Keyword DISCCART
RE W228 174 DISCAR:Default(s) Used for Missing Parameters on Keyword DISCCART
RE W228 175 DISCAR:Default(s) Used for Missing Parameters on Keyword DISCCART
RE W228 176 DISCAR:Default(s) Used for Missing Parameters on Keyword DISCCART
RE W228 177 DISCAR:Default(s) Used for Missing Parameters on Keyword DISCCART
RE W228 178 DISCAR:Default(s) Used for Missing Parameters on Keyword DISCCART
RE W228 179 DISCAR:Default(s) Used for Missing Parameters on Keyword DISCCART
RE W228 180 DISCAR:Default(s) Used for Missing Parameters on Keyword DISCCART
RE W228 181 DISCAR:Default(s) Used for Missing Parameters on Keyword DISCCART
RE W228 182 DISCAR:Default(s) Used for Missing Parameters on Keyword DISCCART
RE W228 183 DISCAR:Default(s) Used for Missing Parameters on Keyword DISCCART

```
RE W228   184 DISCAR:Default(s) Used for Missing Parameters on Keyword  DISCCART
RE W228   185 DISCAR:Default(s) Used for Missing Parameters on Keyword  DISCCART
RE W228   186 DISCAR:Default(s) Used for Missing Parameters on Keyword  DISCCART
RE W228   187 DISCAR:Default(s) Used for Missing Parameters on Keyword  DISCCART
RE W228   188 DISCAR:Default(s) Used for Missing Parameters on Keyword  DISCCART
RE W228   189 DISCAR:Default(s) Used for Missing Parameters on Keyword  DISCCART
RE W228   190 DISCAR:Default(s) Used for Missing Parameters on Keyword  DISCCART
RE W228   191 DISCAR:Default(s) Used for Missing Parameters on Keyword  DISCCART
RE W228   192 DISCAR:Default(s) Used for Missing Parameters on Keyword  DISCCART
RE W228   193 DISCAR:Default(s) Used for Missing Parameters on Keyword  DISCCART
RE W228   194 DISCAR:Default(s) Used for Missing Parameters on Keyword  DISCCART
RE W228   195 DISCAR:Default(s) Used for Missing Parameters on Keyword  DISCCART
RE W228   196 DISCAR:Default(s) Used for Missing Parameters on Keyword  DISCCART
RE W228   197 DISCAR:Default(s) Used for Missing Parameters on Keyword  DISCCART
RE W228   198 DISCAR:Default(s) Used for Missing Parameters on Keyword  DISCCART
RE W228   199 DISCAR:Default(s) Used for Missing Parameters on Keyword  DISCCART
RE W228   200 DISCAR:Default(s) Used for Missing Parameters on Keyword  DISCCART
RE W228   201 DISCAR:Default(s) Used for Missing Parameters on Keyword  DISCCART
RE W228   202 DISCAR:Default(s) Used for Missing Parameters on Keyword  DISCCART
RE W228   203 DISCAR:Default(s) Used for Missing Parameters on Keyword  DISCCART
RE W228   204 DISCAR:Default(s) Used for Missing Parameters on Keyword  DISCCART
RE W228   205 DISCAR:Default(s) Used for Missing Parameters on Keyword  DISCCART
RE W228   206 DISCAR:Default(s) Used for Missing Parameters on Keyword  DISCCART
RE W228   207 DISCAR:Default(s) Used for Missing Parameters on Keyword  DISCCART
RE W228   208 DISCAR:Default(s) Used for Missing Parameters on Keyword  DISCCART
RE W228   209 DISCAR:Default(s) Used for Missing Parameters on Keyword  DISCCART

   ************************************
   *** AERMOD Finishes Successfully ***
   ************************************
```

CEQR Garage AQ

HSS FDR Platform Dispersion Analysis (1)

Project location: 68th to 71st Streets FDR Platform
Site: 2007 Existing Condition

Step	Symbol	Inputs and Formula	Units	Rec A	Rec B	Rec C
		Emission Inputs				
1	NBVOL	1-hour autos at peak hour		5038	5038	5038
2	SBVOL	1-hour autos at peak hour		5201	5201	5201
3	SRVOL	1-hour autos at peak hour		433	433	433
5	TD	Mean travel distance	ft	750.0	750.0	750.0
6	GSF	Gross square feet of the garage area	sq. ft.	64500	64500	64500
7	T	Ambient temperature	°F	50	50	50
8	NBEF	FDR N/B emission factor	g/mile	8.31	8.31	8.31
9	SBEF	FDR S/B emission factor	g/mile	8.05	8.05	8.05
10	SREF	FDR Service Rd emission factor	g/mile	9.49	9.49	9.49
11	f	Effective emission factor (2)		0.639	0.639	0.639
12	NBEM	NBVOL*NBEF*TD/(5280*3600)	g/s	1.0556	1.0556	1.0556
13	SBEM	SBVOL*SBEF*TD/(5280*3600)	g/s	1.0556	1.0556	1.0556
14	SREM	SRVOL*SREF*TD/(5280*3600)	g/s	0.1036	0.1036	0.1036
15	Qa	1-hr emission: (NBEM+SBEM+SREN)/GSF	g/m^2-s	3.696E-04	3.696E-04	3.696E-04
		Dispersion Inputs				
16	PF	8-hr meteorological persistence factor		0.7	0.7	0.7
17	Xu	Distance from receptor to upwind edge	ft	93	757	920
18	Xd	Distance from receptor to downwind edge	ft	7	7	170
19	Xo	Virtual distance	m	19.9	19.9	19.9
20	Ru	Ru = Xu + Xo	m	48.2	250.6	300.3
21	Rd	Rd = Xd + Xo	m	22.0	22.0	71.7
22	u	wind speed	m/s	1.0	1.0	1.0
23	a	Empircal constant		0.5	0.5	0.5
24	b	Empircal constant		0.77	0.77	0.77
		Dispersion Computation				
25	χ_1	$\chi u/Q_a = 0.8[Ru^{(1-b)} - Rd^{(1-b)}]/[a(1-b)]$	ppm	0.90	3.43	2.34
26	χ_8	$\chi u/Q_a = 0.8[Ru^{(1-b)} - Rd^{(1-b)}] * PF/[a(1-b)]$	ppm	0.6	2.4	1.6

Note:
(1) This analysis follows the CEQR Technical Manual - Air Quality Appendix.
(2) Effective emission factor is fraction of total emission because 36.1% emsissions go through ventilation.
(3) χ_1 is 1-hour concentration at the receptor and χ_8 is calculated with persisitance factor.
(4) Traffic volumes are based on the highest 1-hour peak in each bound.

HSS FDR Platform Dispersion Analysis (1)

Project location: 68th to 71st Streets FDR Platform
Site: 2010 No-Build and Build Conditions

Step	Symbol	Inputs and Formula	Units	Rec A	Rec B	Rec C
		Emission Inputs				
1	NBVOL	1-hour autos at peak hour		5038	5038	5038
2	SBVOL	1-hour autos at peak hour		5201	5201	5201
3	SRVOL	1-hour autos at peak hour		433	433	433
5	TD	Mean travel distance	ft	750.0	750.0	750.0
6	GSF	Gross square feet of the garage area	sq. ft.	64500	64500	64500
7	T	Ambient temperature	°F	50	50	50
8	NBEF	FDR N/B emission factor	g/mile	7.27	7.27	7.27
9	SBEF	FDR S/B emission factor	g/mile	7.03	7.03	7.03
10	SREF	FDR Service Rd emission factor	g/mile	8.27	8.27	8.27
11	f	Effective emission factor (2)		0.643	0.643	0.643
12	NBEM	NBVOL*NBEF*TD/(5280*3600)	g/s	0.9292	0.9292	0.9292
13	SBEM	SBVOL*SBEF*TD/(5280*3600)	g/s	0.9276	0.9276	0.9276
14	SREM	SRVOL*SREF*TD/(5280*3600)	g/s	0.0909	0.0909	0.0909
15	Qa	1-hr emission: (NBEM+SBEM+SREN)/GSF	g/m^2-s	3.250E-04	3.250E-04	3.250E-04
		Dispersion Inputs				
16	PF	8-hr meteorological persistence factor		0.7	0.7	0.7
17	Xu	Distance from receptor to upwind edge	ft	93	757	920
18	Xd	Distance from receptor to downwind edge	ft	7	7	170
19	Xo	Virtual distance	m	19.9	19.9	19.9
20	Ru	Ru = Xu + Xo	m	48.2	250.6	300.3
21	Rd	Rd = Xd + Xo	m	22.0	22.0	71.7
22	u	wind speed	m/s	1.0	1.0	1.0
23	a	Empircal constant		0.5	0.5	0.5
24	b	Empircal constant		0.77	0.77	0.77
		Dispersion Computation				
25	χ_1	$\chi u/Q_a = 0.8[Ru^{(1-b)} - Rd^{(1-b)}]/[a(1-b)]$	ppm	0.79	3.01	2.06
26	χ_8	$\chi u/Q_a = 0.8[Ru^{(1-b)} - Rd^{(1-b)}] * PF/[a(1-b)]$	ppm	0.6	2.1	1.4

Note:
(1) This analysis follows the CEQR Technical Manual - Air Quality Appendix.
(2) Effective emission factor is fraction of total emission because 35.7% emsissions go through ventilation.
(3) χ_1 is 1-hour concentration at the receptor and χ_8 is calculated with persisitance factor.
(4) Traffic volumes are based on the highest 1-hour peak in each bound.

HSS FDR Platform Dispersion Analysis (1)

Project location: FDR Drive from South End to North End of Proposed Building
Site: 2010 Build Condition-Proposed Platform

Step	Symbol	Inputs and Formula	Units	Rec D	Rec B	Rec C
		Emission Inputs				
1	NBVOL	1-hour autos at peak hour		5114	5114	5114
2	SBVOL	1-hour autos at peak hour		5279	5279	5279
3	SRVOL	1-hour autos at peak hour		856	856	856
5	TD	Mean travel distance	ft	103.0	103.0	103.0
6	GSF	Gross square feet of the garage area	sq. ft.	8858	8858	8858
7	T	Ambient temperature	°F	50	50	50
8	NBEF	FDR N/B emission factor	g/mile	7.27	7.27	7.27
9	SBEF	FDR S/B emission factor	g/mile	7.03	7.03	7.03
10	SREF	FDR Service Rd emission factor	g/mile	8.27	8.27	8.27
11	f	Effective emission factor (2)		1.000	1.000	1.000
12	NBEM	NBVOL*NBEF*TD/(5280*3600)	g/s	0.2015	0.2015	0.2015
13	SBEM	SBVOL*SBEF*TD/(5280*3600)	g/s	0.2011	0.2011	0.2011
14	SREM	SRVOL*SREF*TD/(5280*3600)	g/s	0.0384	0.0384	0.0384
15	Qa	1-hr emission: (NBEM+SBEM+SREN)/GSF	g/m^2-s	5.358E-04	5.358E-04	5.358E-04
		Dispersion Inputs				
16	PF	8-hr meteorological persistence factor		0.7	0.7	0.7
17	Xu	Distance from receptor to upwind edge	ft	93	920	110
18	Xd	Distance from receptor to downwind edge	ft	7	817	7
19	Xo	Virtual distance	m	19.9	19.9	19.9
20	Ru	Ru = Xu + Xo	m	48.2	300.3	53.4
21	Rd	Rd = Xd + Xo	m	22.0	268.9	22.0
22	u	wind speed	m/s	1.0	1.0	1.0
23	a	Empircal constant		0.5	0.5	0.5
24	b	Empircal constant		0.77	0.77	0.77
		Dispersion Computation				
25	χ_1	$\chi u/Q_a = 0.8[Ru^{(1-b)} - Rd^{(1-b)}]/[a(1-b)]$	ppm	1.31	0.30	1.50
26	χ_8	$\chi u/Q_a = 0.8[Ru^{(1-b)} - Rd^{(1-b)}] * PF/[a(1-b)]$	ppm	0.9	0.2	1.0

Note:
(1) This analysis follows the CEQR Technical Manual - Air Quality Appendix.
(2) Effective emission factor is fraction of emission go out through sides.
(3) χ_1 is 1-hour concentration at the receptor and χ_8 is calculated with persisitance factor.
(4) Traffic volumes are based on the highest 1-hour peak in each bound.

Mixing Height Comparison

```
'HSS FDR Platform AQ 17 ft in Height' 60. 175.  0. 0.  60   0.3048  1  0
'RECEPTOR 1 '         34.      -23.      6.0
'RECEPTOR 2 '         48.       -4.      6.0
'RECEPTOR 3 '         62.       17.      6.0
'RECEPTOR 4 '         75.       37.      6.0
'RECEPTOR 5 '         89.       57.      6.0
'RECEPTOR 6 '        103.       77.      6.0
'RECEPTOR 7 '        117.       97.      6.0
'RECEPTOR 8 '        130.      117.      6.0
'RECEPTOR 9 '        144.      137.      6.0
'RECEPTOR 10'        158.      158.      6.0
'RECEPTOR 11'        172.      178.      6.0
'RECEPTOR 12'        186.      198.      6.0
'RECEPTOR 13'        199.      218.      6.0
'RECEPTOR 14'        213.      238.      6.0
'RECEPTOR 15'        227.      258.      6.0
'RECEPTOR 16'        241.      278.      6.0
'RECEPTOR 17'        255.      299.      6.0
'RECEPTOR 18'        268.      319.      6.0
'RECEPTOR 19'        282.      339.      6.0
'RECEPTOR 20'        296.      359.      6.0
'RECEPTOR 21'        310.      379.      6.0
'RECEPTOR 22'        323.      399.      6.0
'RECEPTOR 23'        337.      419.      6.0
'RECEPTOR 24'        351.      440.      6.0
'RECEPTOR 25'        365.      460.      6.0
'RECEPTOR 26'        379.      480.      6.0
'RECEPTOR 27'        392.      500.      6.0
'RECEPTOR 28'        406.      520.      6.0
'RECEPTOR 29'        420.      540.      6.0
'RECEPTOR 30'        434.      561.      6.0
'RECEPTOR 31'        447.      581.      6.0
'RECEPTOR 32'        461.      601.      6.0
'RECEPTOR 33'        475.      621.      6.0
'RECEPTOR 34'        489.      641.      6.0
'RECEPTOR 35'        503.      661.      6.0
'RECEPTOR 36'        516.      681.      6.0
'RECEPTOR 37'        530.      702.      6.0
'RECEPTOR 38'        544.      722.      6.0
'RECEPTOR 39'        558.      742.      6.0
'RECEPTOR 40'        571.      762.      6.0
'RECEPTOR 41'        585.      782.      6.0
'RECEPTOR 42'        599.      802.      6.0
'RECEPTOR 43'        613.      822.      6.0
'RECEPTOR 44'        627.      843.      6.0
'RECEPTOR 45'        640.      863.      6.0
'RECEPTOR 46'        654.      883.      6.0
'RECEPTOR 47'        668.      903.      6.0
'RECEPTOR 48'        682.      923.      6.0
'RECEPTOR 49'        696.      943.      6.0
'RECEPTOR 50'        709.      964.      6.0
'RECEPTOR 51'        723.      984.      6.0
'RECEPTOR 52'        737.     1004.      6.0
'RECEPTOR 53'        751.     1024.      6.0
'RECEPTOR 54'        764.     1044.      6.0
'RECEPTOR 55'        778.     1064.      6.0
'RECEPTOR 56'        792.     1084.      6.0
```

```
'RECEPTOR 57'          20.       -44.       6.0
'RECEPTOR 58'           6.       -64.       6.0
'RECEPTOR 59'          -7.       -84.       6.0
'RECEPTOR 60'         -21.      -104.       6.0

'FDR from 68th to 71st Streets'     3  1  0  'C'
  1
'FDR N/B 68th-71st Sts'  'AG'    15.     -10.     438.     608. 5114.  4.67  0. 36.
  1
'FDR S/B 68th-71st Sts'  'AG'   -15.      10.     408.     628. 5279.  4.52  0. 36.
  1
'FDR Service Rd 68-71 '  'AG'   -38.      26.     385.     644.  440.  5.32  0. 32.

1.0  0. 4 5.2 0.  'Y' 1  0 360
```

JOB: HSS FDR Platform AQ 17 ft in Height RUN: FDR from 68th to 71st Streets

DATE : 7/24/ 8
TIME : 12:30:59

The MODE flag has been set to C for calculating CO averages.

SITE & METEOROLOGICAL VARIABLES

VS = .0 CM/S VD = .0 CM/S Z0 = 175. CM
U = 1.0 M/S CLAS = 4 (D) ATIM = 60. MINUTES MIXH = 5. M AMB = .0 PPM

LINK VARIABLES

LINK DESCRIPTION	LINK COORDINATES (FT) X1	Y1	X2	Y2	LENGTH (FT)	BRG (DEG)	TYPE	VPH	EF (G/MI)	H (FT)	W (FT)	V/C	QUEUE (VEH)
1. FDR N/B 68th-71st St	15.0	-10.0	438.0	608.0	749.	34.	AG	5114.	4.7	.0	36.0		
2. FDR S/B 68th-71st St	-15.0	10.0	408.0	628.0	749.	34.	AG	5279.	4.5	.0	36.0		
3. FDR Service Rd 68-71	-38.0	26.0	385.0	644.0	749.	34.	AG	440.	5.3	.0	32.0		

JOB: HSS FDR Platform AQ 17 ft in Height RUN: FDR from 68th to 71st Streets

DATE : 7/24/ 8
TIME : 12:30:59

ADDITIONAL QUEUE LINK PARAMETERS

LINK DESCRIPTION	CYCLE LENGTH (SEC)	RED TIME (SEC)	CLEARANCE LOST TIME (SEC)	APPROACH VOL (VPH)	SATURATION FLOW RATE (VPH)	IDLE EM FAC (gm/hr)	SIGNAL TYPE	ARRIVAL RATE

RECEPTOR LOCATIONS

RECEPTOR	COORDINATES (FT) X	Y	Z
1. RECEPTOR 1	34.0	-23.0	6.0
2. RECEPTOR 2	48.0	-4.0	6.0
3. RECEPTOR 3	62.0	17.0	6.0
4. RECEPTOR 4	75.0	37.0	6.0
5. RECEPTOR 5	89.0	57.0	6.0
6. RECEPTOR 6	103.0	77.0	6.0
7. RECEPTOR 7	117.0	97.0	6.0
8. RECEPTOR 8	130.0	117.0	6.0
9. RECEPTOR 9	144.0	137.0	6.0
10. RECEPTOR 10	158.0	158.0	6.0
11. RECEPTOR 11	172.0	178.0	6.0
12. RECEPTOR 12	186.0	198.0	6.0
13. RECEPTOR 13	199.0	218.0	6.0
14. RECEPTOR 14	213.0	238.0	6.0
15. RECEPTOR 15	227.0	258.0	6.0
16. RECEPTOR 16	241.0	278.0	6.0
17. RECEPTOR 17	255.0	299.0	6.0
18. RECEPTOR 18	268.0	319.0	6.0
19. RECEPTOR 19	282.0	339.0	6.0
20. RECEPTOR 20	296.0	359.0	6.0
21. RECEPTOR 21	310.0	379.0	6.0
22. RECEPTOR 22	323.0	399.0	6.0
23. RECEPTOR 23	337.0	419.0	6.0
24. RECEPTOR 24	351.0	440.0	6.0
25. RECEPTOR 25	365.0	460.0	6.0
26. RECEPTOR 26	379.0	480.0	6.0
27. RECEPTOR 27	392.0	500.0	6.0
28. RECEPTOR 28	406.0	520.0	6.0
29. RECEPTOR 29	420.0	540.0	6.0
30. RECEPTOR 30	434.0	561.0	6.0
31. RECEPTOR 31	447.0	581.0	6.0
32. RECEPTOR 32	461.0	601.0	6.0
33. RECEPTOR 33	475.0	621.0	6.0
34. RECEPTOR 34	489.0	641.0	6.0
35. RECEPTOR 35	503.0	661.0	6.0
36. RECEPTOR 36	516.0	681.0	6.0
37. RECEPTOR 37	530.0	702.0	6.0
38. RECEPTOR 38	544.0	722.0	6.0
39. RECEPTOR 39	558.0	742.0	6.0
40. RECEPTOR 40	571.0	762.0	6.0
41. RECEPTOR 41	585.0	782.0	6.0
42. RECEPTOR 42	599.0	802.0	6.0
43. RECEPTOR 43	613.0	822.0	6.0
44. RECEPTOR 44	627.0	843.0	6.0
45. RECEPTOR 45	640.0	863.0	6.0

JOB: HSS FDR Platform AQ 17 ft in Height RUN: FDR from 68th to 71st Streets

DATE : 7/24/ 8
TIME : 12:30:59

RECEPTOR LOCATIONS

RECEPTOR	COORDINATES (FT) X	Y	Z
46. RECEPTOR 46	654.0	883.0	6.0
47. RECEPTOR 47	668.0	903.0	6.0
48. RECEPTOR 48	682.0	923.0	6.0
49. RECEPTOR 49	696.0	943.0	6.0
50. RECEPTOR 50	709.0	964.0	6.0
51. RECEPTOR 51	723.0	984.0	6.0
52. RECEPTOR 52	737.0	1004.0	6.0
53. RECEPTOR 53	751.0	1024.0	6.0
54. RECEPTOR 54	764.0	1044.0	6.0
55. RECEPTOR 55	778.0	1064.0	6.0
56. RECEPTOR 56	792.0	1084.0	6.0
57. RECEPTOR 57	20.0	-44.0	6.0
58. RECEPTOR 58	6.0	-64.0	6.0
59. RECEPTOR 59	-7.0	-84.0	6.0
60. RECEPTOR 60	-21.0	-104.0	6.0

JOB: HSS FDR Platform AQ 17 ft in Height RUN: FDR from 68th to 71st Streets

MODEL RESULTS

REMARKS : In search of the angle corresponding to the maximum concentration, only the first angle, of the angles with same maximum concentrations, is indicated as maximum.

WIND ANGLE RANGE: 0.-360.

WIND ANGLE (DEGR)	* CONCENTRATION (PPM) REC1	REC2	REC3	REC4	REC5	REC6	REC7	REC8	REC9	REC10	REC11	REC12	REC13	REC14	REC15	REC16	REC17	REC18	REC19	REC20
0.	2.8	2.8	2.8	2.8	2.8	2.8	2.8	2.8	2.8	2.8	2.8	2.8	2.8	2.8	2.8	2.8	2.8	2.8	2.7	2.7
1.	3.0	3.0	3.0	3.0	3.0	3.0	3.0	2.9	2.9	2.9	2.9	2.9	2.9	2.9	2.8	2.8	2.8	2.8	2.8	2.7
2.	3.0	3.0	3.0	3.0	3.0	3.0	3.0	3.0	3.0	3.0	3.0	3.0	3.0	3.0	2.9	2.9	2.9	2.9	2.9	2.9
3.	3.2	3.1	3.1	3.1	3.1	3.1	3.1	3.1	3.1	3.1	3.1	3.0	3.0	3.0	3.0	3.0	2.9	2.9	2.9	2.9
4.	3.2	3.2	3.2	3.2	3.2	3.2	3.2	3.2	3.2	3.2	3.1	3.1	3.1	3.1	3.1	3.1	3.1	3.0	3.0	2.9
5.	3.3	3.3	3.3	3.3	3.3	3.3	3.3	3.3	3.3	3.3	3.3	3.3	3.3	3.1	3.1	3.1	3.1	3.1	3.0	3.0
6.	3.6	3.4	3.4	3.4	3.4	3.4	3.4	3.3	3.3	3.3	3.3	3.3	3.3	3.3	3.3	3.2	3.2	3.2	3.1	3.0
7.	3.6	3.6	3.6	3.6	3.6	3.5	3.5	3.5	3.5	3.5	3.5	3.4	3.4	3.4	3.3	3.3	3.2	3.2	3.2	3.1
8.	3.8	3.8	3.8	3.8	3.8	3.8	3.7	3.7	3.6	3.5	3.5	3.5	3.5	3.4	3.4	3.4	3.4	3.3	3.2	3.1
9.	3.9	3.9	3.9	3.9	3.8	3.8	3.8	3.8	3.8	3.6	3.6	3.6	3.6	3.6	3.4	3.4	3.4	3.3	3.3	3.1
10.	4.0	4.0	4.0	4.0	4.0	3.9	3.9	3.9	3.9	3.9	3.8	3.7	3.6	3.6	3.6	3.5	3.5	3.5	3.3	3.2
11.	4.2	4.1	4.1	4.1	4.1	4.1	4.1	4.1	4.0	3.9	3.8	3.8	3.7	3.7	3.7	3.5	3.5	3.5	3.4	3.2
12.	4.3	4.3	4.3	4.3	4.2	4.2	4.1	4.1	4.1	4.0	3.9	3.9	3.9	3.7	3.7	3.7	3.6	3.6	3.4	3.3
13.	4.5	4.4	4.4	4.4	4.4	4.3	4.2	4.2	4.2	4.2	4.1	3.9	3.9	3.9	3.8	3.7	3.6	3.6	3.5	3.3
14.	4.6	4.6	4.6	4.6	4.4	4.4	4.4	4.4	4.3	4.3	4.2	4.0	4.0	4.0	3.8	3.8	3.7	3.6	3.5	3.4
15.	4.8	4.8	4.7	4.7	4.7	4.6	4.5	4.5	4.5	4.4	4.3	4.2	4.1	4.1	3.9	3.9	3.8	3.7	3.6	3.4
16.	4.9	4.9	4.9	4.8	4.7	4.7	4.7	4.6	4.6	4.5	4.3	4.3	4.2	4.1	4.0	3.9	3.8	3.8	3.6	3.5
17.	5.1	5.0	5.0	5.0	4.8	4.8	4.8	4.8	4.6	4.6	4.4	4.3	4.2	4.2	4.0	4.0	3.8	3.7	3.6	3.5
18.	5.2	5.2	5.0	5.0	5.0	4.9	4.8	4.8	4.7	4.7	4.4	4.4	4.3	4.2	4.1	4.0	3.9	3.7	3.6	3.4
19.	5.3	5.2	5.1	5.1	5.1	4.9	4.9	4.9	4.8	4.6	4.5	4.4	4.3	4.3	4.1	4.0	3.9	3.8	3.6	3.4
20.	5.4	5.3	5.3	5.2	5.1	5.0	5.0	4.9	4.8	4.7	4.5	4.5	4.4	4.2	4.1	4.0	3.8	3.8	3.6	3.4
21.	5.4	5.4	5.3	5.2	5.2	5.1	5.0	5.0	4.8	4.7	4.6	4.4	4.4	4.2	4.2	4.0	3.9	3.7	3.5	3.3
22.	5.5	5.4	5.4	5.3	5.3	5.1	5.1	4.8	4.8	4.7	4.6	4.4	4.4	4.3	4.1	3.9	3.9	3.7	3.5	3.3
23.	5.5	5.5	5.4	5.3	5.3	5.1	5.0	4.9	4.8	4.7	4.5	4.5	4.3	4.3	4.1	3.9	3.8	3.6	3.4	3.2
24.	5.6	5.5	5.4	5.4	5.2	5.2	4.9	4.9	4.7	4.7	4.5	4.4	4.4	4.2	4.0	3.9	3.8	3.6	3.4	3.2
25.	5.6	5.4	5.4	5.4	5.2	5.0	4.9	4.8	4.8	4.6	4.5	4.4	4.3	4.2	4.0	3.8	3.6	3.5	3.4	3.0
26.	5.6	5.5	5.4	5.3	5.2	5.0	4.8	4.8	4.7	4.6	4.4	4.3	4.2	4.1	3.9	3.8	3.6	3.5	3.3	3.0
27.	5.5	5.4	5.2	5.2	5.1	5.0	4.8	4.8	4.6	4.5	4.4	4.3	4.1	4.0	3.9	3.7	3.5	3.4	3.0	2.8
28.	5.5	5.2	5.1	5.1	5.0	4.9	4.7	4.7	4.5	4.5	4.3	4.1	4.1	3.9	3.7	3.5	3.5	3.3	3.0	2.8
29.	5.3	5.1	5.1	5.0	4.9	4.7	4.7	4.6	4.5	4.3	4.2	4.1	4.0	3.8	3.7	3.5	3.3	3.1	2.9	2.6
30.	5.2	5.1	5.0	4.9	4.8	4.7	4.5	4.5	4.3	4.2	4.1	3.9	3.8	3.7	3.5	3.3	3.1	3.0	2.8	2.6
31.	5.0	4.9	4.8	4.8	4.6	4.6	4.4	4.4	4.2	4.1	4.0	3.8	3.8	3.6	3.4	3.2	3.0	2.9	2.6	2.4
32.	5.0	4.8	4.6	4.6	4.6	4.4	4.2	4.2	4.0	4.0	3.8	3.7	3.6	3.4	3.3	3.0	2.8	2.8	2.6	2.4
33.	4.8	4.6	4.6	4.5	4.4	4.2	4.1	4.0	3.9	3.8	3.6	3.5	3.4	3.3	3.0	2.8	2.8	2.6	2.4	2.2
34.	4.6	4.4	4.4	4.3	4.2	4.0	3.9	3.8	3.8	3.6	3.5	3.4	3.3	3.0	2.8	2.8	2.6	2.4	2.3	2.1
35.	4.4	4.2	4.2	4.1	4.0	3.8	3.8	3.6	3.6	3.4	3.3	3.1	3.0	2.9	2.8	2.6	2.4	2.4	2.2	1.9
36.	4.2	4.0	4.0	3.9	3.8	3.6	3.5	3.5	3.4	3.3	3.0	2.9	2.8	2.7	2.6	2.4	2.3	2.2	2.1	1.9
37.	4.0	3.8	3.7	3.6	3.6	3.5	3.3	3.3	3.2	3.0	2.8	2.8	2.6	2.6	2.4	2.3	2.1	2.1	1.9	1.8
38.	3.7	3.5	3.5	3.4	3.3	3.3	3.1	3.0	2.8	2.8	2.7	2.6	2.5	2.4	2.3	2.1	2.0	1.9	1.8	1.6
39.	3.5	3.3	3.3	3.3	3.1	3.0	2.8	2.8	2.7	2.6	2.5	2.3	2.3	2.3	2.1	2.0	1.8	1.8	1.6	1.5
40.	3.3	3.1	2.9	3.0	2.8	2.7	2.6	2.6	2.5	2.4	2.3	2.2	2.1	2.0	2.0	1.8	1.7	1.6	1.5	1.3
41.	2.9	2.7	2.7	2.7	2.6	2.5	2.4	2.3	2.3	2.3	2.1	2.0	2.0	1.8	1.8	1.7	1.6	1.5	1.4	1.3

JOB: HSS FDR Platform AQ 17 ft in Height RUN: FDR from 68th to 71st Streets

WIND * CONCENTRATION
ANGLE * (PPM)
(DEGR)* REC1 REC2 REC3 REC4 REC5 REC6 REC7 REC8 REC9 REC10 REC11 REC12 REC13 REC14 REC15 REC16 REC17 REC18 REC19 REC20
REC21 REC22 REC23 REC24 REC25 REC26 REC27 REC28 REC29 REC30 REC31 REC32 REC33 REC34 REC35 REC36 REC37 REC38 REC39 REC40
REC41 REC42 REC43 REC44 REC45 REC46 REC47 REC48 REC49 REC50 REC51 REC52 REC53 REC54 REC55 REC56 REC57 REC58 REC59 REC60

42.	*	2.7	2.5	2.5	2.5	2.4	2.3	2.2	2.2	2.1	2.0	2.0	1.8	1.8	1.7	1.6	1.5	1.5	1.4	1.3	1.2
43.	*	2.4	2.2	2.2	2.2	2.2	2.1	2.0	2.0	1.9	1.9	1.8	1.7	1.7	1.5	1.5	1.4	1.3	1.2	1.2	1.1
44.	*	2.2	2.1	2.0	2.0	2.0	1.9	1.9	1.8	1.7	1.7	1.6	1.5	1.5	1.4	1.4	1.2	1.2	1.2	1.1	.9
45.	*	1.9	1.9	1.9	1.9	1.7	1.7	1.6	1.6	1.6	1.5	1.4	1.4	1.4	1.3	1.2	1.1	1.1	1.1	.9	.8
46.	*	1.7	1.6	1.6	1.6	1.6	1.6	1.4	1.4	1.4	1.4	1.3	1.2	1.2	1.1	1.1	1.0	1.0	.9	.8	.8
47.	*	1.6	1.5	1.4	1.4	1.4	1.3	1.3	1.3	1.3	1.2	1.1	1.1	1.1	1.0	1.0	.8	.8	.8	.8	.7
48.	*	1.4	1.3	1.3	1.3	1.3	1.2	1.1	1.1	1.1	1.1	1.0	1.0	1.0	1.0	.8	.8	.8	.7	.7	.7
49.	*	1.2	1.2	1.1	1.1	1.1	1.0	1.0	1.0	1.0	1.0	.9	.8	.8	.8	.7	.7	.7	.7	.6	.6
50.	*	1.0	1.0	1.0	1.0	1.0	.9	.9	.9	.9	.8	.8	.7	.7	.7	.7	.6	.6	.6	.6	.4
51.	*	.9	.9	.9	.9	.9	.7	.7	.7	.7	.7	.7	.6	.7	.6	.6	.6	.6	.6	.4	.4
52.	*	.8	.7	.7	.7	.7	.7	.6	.7	.6	.6	.6	.6	.6	.6	.5	.5	.4	.4	.4	.3
53.	*	.6	.6	.6	.6	.6	.6	.6	.6	.6	.6	.5	.5	.5	.5	.4	.4	.3	.4	.3	.3
54.	*	.6	.5	.5	.6	.5	.5	.5	.5	.5	.5	.5	.5	.4	.3	.3	.3	.3	.3	.3	.3
55.	*	.5	.5	.5	.5	.5	.5	.5	.5	.5	.5	.5	.5	.3	.3	.3	.3	.3	.3	.3	.2
56.	*	.5	.4	.5	.5	.4	.4	.4	.3	.3	.3	.3	.3	.3	.3	.3	.3	.2	.3	.2	.2
57.	*	.4	.4	.4	.3	.3	.3	.3	.3	.3	.3	.3	.3	.3	.2	.2	.2	.2	.2	.2	.2
58.	*	.3	.3	.3	.3	.3	.2	.2	.2	.2	.2	.2	.2	.2	.2	.2	.2	.2	.2	.2	.2
59.	*	.2	.2	.2	.2	.2	.2	.2	.2	.2	.2	.2	.2	.2	.2	.2	.2	.2	.2	.2	.1
60.	*	.2	.2	.2	.2	.2	.2	.2	.2	.2	.2	.2	.2	.2	.2	.1	.1	.1	.1	.1	.1
61.	*	.2	.2	.2	.2	.2	.2	.1	.2	.1	.2	.1	.1	.1	.1	.1	.1	.1	.1	.1	.1
62.	*	.1	.1	.1	.1	.1	.1	.1	.1	.1	.1	.1	.1	.1	.1	.1	.1	.1	.1	.1	.1
63.	*	.1	.1	.1	.1	.1	.1	.1	.1	.1	.1	.1	.1	.1	.1	.1	.1	.1	.1	.1	.1
64.	*	.1	.1	.1	.1	.1	.1	.1	.1	.1	.1	.1	.1	.1	.1	.1	.1	.1	.1	.1	.1
65.	*	.1	.1	.1	.1	.1	.1	.1	.1	.1	.1	.1	.1	.1	.1	.1	.1	.1	.1	.1	.1
66.	*	.1	.1	.1	.1	.1	.1	.1	.1	.1	.1	.1	.1	.1	.1	.1	.1	.1	.1	.1	.1
67.	*	.1	.1	.1	.1	.1	.1	.1	.1	.1	.1	.1	.1	.1	.1	.1	.0	.1	.1	.1	.0
68.	*	.1	.0	.1	.1	.1	.1	.0	.1	.1	.1	.1	.0	.1	.0	.0	.0	.0	.1	.0	.0
69.	*	.1	.0	.0	.1	.0	.0	.0	.0	.0	.0	.0	.0	.0	.0	.0	.0	.0	.0	.0	.0
70.	*	.0	.0	.0	.0	.0	.0	.0	.0	.0	.0	.0	.0	.0	.0	.0	.0	.0	.0	.0	.0
71.	*	.0	.0	.0	.0	.0	.0	.0	.0	.0	.0	.0	.0	.0	.0	.0	.0	.0	.0	.0	.0
72.	*	.0	.0	.0	.0	.0	.0	.0	.0	.0	.0	.0	.0	.0	.0	.0	.0	.0	.0	.0	.0
73.	*	.0	.0	.0	.0	.0	.0	.0	.0	.0	.0	.0	.0	.0	.0	.0	.0	.0	.0	.0	.0
74.	*	.0	.0	.0	.0	.0	.0	.0	.0	.0	.0	.0	.0	.0	.0	.0	.0	.0	.0	.0	.0
75.	*	.0	.0	.0	.0	.0	.0	.0	.0	.0	.0	.0	.0	.0	.0	.0	.0	.0	.0	.0	.0
76.	*	.0	.0	.0	.0	.0	.0	.0	.0	.0	.0	.0	.0	.0	.0	.0	.0	.0	.0	.0	.0
77.	*	.0	.0	.0	.0	.0	.0	.0	.0	.0	.0	.0	.0	.0	.0	.0	.0	.0	.0	.0	.0
78.	*	.0	.0	.0	.0	.0	.0	.0	.0	.0	.0	.0	.0	.0	.0	.0	.0	.0	.0	.0	.0
79.	*	.0	.0	.0	.0	.0	.0	.0	.0	.0	.0	.0	.0	.0	.0	.0	.0	.0	.0	.0	.0
80.	*	.0	.0	.0	.0	.0	.0	.0	.0	.0	.0	.0	.0	.0	.0	.0	.0	.0	.0	.0	.0
81.	*	.0	.0	.0	.0	.0	.0	.0	.0	.0	.0	.0	.0	.0	.0	.0	.0	.0	.0	.0	.0
82.	*	.0	.0	.0	.0	.0	.0	.0	.0	.0	.0	.0	.0	.0	.0	.0	.0	.0	.0	.0	.0
83.	*	.0	.0	.0	.0	.0	.0	.0	.0	.0	.0	.0	.0	.0	.0	.0	.0	.0	.0	.0	.0
84.	*	.0	.0	.0	.0	.0	.0	.0	.0	.0	.0	.0	.0	.0	.0	.0	.0	.0	.0	.0	.0
85.	*	.0	.0	.0	.0	.0	.0	.0	.0	.0	.0	.0	.0	.0	.0	.0	.0	.0	.0	.0	.0
86.	*	.0	.0	.0	.0	.0	.0	.0	.0	.0	.0	.0	.0	.0	.0	.0	.0	.0	.0	.0	.0
87.	*	.0	.0	.0	.0	.0	.0	.0	.0	.0	.0	.0	.0	.0	.0	.0	.0	.0	.0	.0	.0
88.	*	.0	.0	.0	.0	.0	.0	.0	.0	.0	.0	.0	.0	.0	.0	.0	.0	.0	.0	.0	.0
89.	*	.0	.0	.0	.0	.0	.0	.0	.0	.0	.0	.0	.0	.0	.0	.0	.0	.0	.0	.0	.0
90.	*	.0	.0	.0	.0	.0	.0	.0	.0	.0	.0	.0	.0	.0	.0	.0	.0	.0	.0	.0	.0
91.	*	.0	.0	.0	.0	.0	.0	.0	.0	.0	.0	.0	.0	.0	.0	.0	.0	.0	.0	.0	.0
92.	*	.0	.0	.0	.0	.0	.0	.0	.0	.0	.0	.0	.0	.0	.0	.0	.0	.0	.0	.0	.0
93.	*	.0	.0	.0	.0	.0	.0	.0	.0	.0	.0	.0	.0	.0	.0	.0	.0	.0	.0	.0	.0

JOB: HSS FDR Platform AQ 17 ft in Height RUN: FDR from 68th to 71st Streets

WIND * CONCENTRATION
ANGLE * (PPM)
(DEGR)* REC1 REC2 REC3 REC4 REC5 REC6 REC7 REC8 REC9 REC10 REC11 REC12 REC13 REC14 REC15 REC16 REC17 REC18 REC19 REC20
REC21 REC22 REC23 REC24 REC25 REC26 REC27 REC28 REC29 REC30 REC31 REC32 REC33 REC34 REC35 REC36 REC37 REC38 REC39 REC40
REC41 REC42 REC43 REC44 REC45 REC46 REC47 REC48 REC49 REC50 REC51 REC52 REC53 REC54 REC55 REC56 REC57 REC58 REC59 REC60

94.	*	.0	.0	.0	.0	.0	.0	.0	.0	.0	.0	.0	.0	.0	.0	.0	.0	.0	.0	.0	.0
95.	*	.0	.0	.0	.0	.0	.0	.0	.0	.0	.0	.0	.0	.0	.0	.0	.0	.0	.0	.0	.0
96.	*	.0	.0	.0	.0	.0	.0	.0	.0	.0	.0	.0	.0	.0	.0	.0	.0	.0	.0	.0	.0
97.	*	.0	.0	.0	.0	.0	.0	.0	.0	.0	.0	.0	.0	.0	.0	.0	.0	.0	.0	.0	.0
98.	*	.0	.0	.0	.0	.0	.0	.0	.0	.0	.0	.0	.0	.0	.0	.0	.0	.0	.0	.0	.0
99.	*	.0	.0	.0	.0	.0	.0	.0	.0	.0	.0	.0	.0	.0	.0	.0	.0	.0	.0	.0	.0
100.	*	.0	.0	.0	.0	.0	.0	.0	.0	.0	.0	.0	.0	.0	.0	.0	.0	.0	.0	.0	.0
101.	*	.0	.0	.0	.0	.0	.0	.0	.0	.0	.0	.0	.0	.0	.0	.0	.0	.0	.0	.0	.0
102.	*	.0	.0	.0	.0	.0	.0	.0	.0	.0	.0	.0	.0	.0	.0	.0	.0	.0	.0	.0	.0
103.	*	.0	.0	.0	.0	.0	.0	.0	.0	.0	.0	.0	.0	.0	.0	.0	.0	.0	.0	.0	.0
104.	*	.0	.0	.0	.0	.0	.0	.0	.0	.0	.0	.0	.0	.0	.0	.0	.0	.0	.0	.0	.0
105.	*	.0	.0	.0	.0	.0	.0	.0	.0	.0	.0	.0	.0	.0	.0	.0	.0	.0	.0	.0	.0
106.	*	.0	.0	.0	.0	.0	.0	.0	.0	.0	.0	.0	.0	.0	.0	.0	.0	.0	.0	.0	.0
107.	*	.0	.0	.0	.0	.0	.0	.0	.0	.0	.0	.0	.0	.0	.0	.0	.0	.0	.0	.0	.0
108.	*	.0	.0	.0	.0	.0	.0	.0	.0	.0	.0	.0	.0	.0	.0	.0	.0	.0	.0	.0	.0
109.	*	.0	.0	.0	.0	.0	.0	.0	.0	.0	.0	.0	.0	.0	.0	.0	.0	.0	.0	.0	.0
110.	*	.0	.0	.0	.0	.0	.0	.0	.0	.0	.0	.0	.0	.0	.0	.0	.0	.0	.0	.0	.0
111.	*	.0	.0	.0	.0	.0	.0	.0	.0	.0	.0	.0	.0	.0	.0	.0	.0	.0	.0	.0	.0
112.	*	.0	.0	.0	.0	.0	.0	.0	.0	.0	.0	.0	.0	.0	.0	.0	.0	.0	.0	.0	.0
113.	*	.0	.0	.0	.0	.0	.0	.0	.0	.0	.0	.0	.0	.0	.0	.0	.0	.0	.0	.0	.0
114.	*	.0	.0	.0	.0	.0	.0	.0	.0	.0	.0	.0	.0	.0	.0	.0	.0	.0	.0	.0	.0
115.	*	.0	.0	.0	.0	.0	.0	.0	.0	.0	.0	.0	.0	.0	.0	.0	.0	.0	.0	.0	.0
116.	*	.0	.0	.0	.0	.0	.0	.0	.0	.0	.0	.0	.0	.0	.0	.0	.0	.0	.0	.0	.0
117.	*	.0	.0	.0	.0	.0	.0	.0	.0	.0	.0	.0	.0	.0	.0	.0	.0	.0	.0	.0	.0
118.	*	.0	.0	.0	.0	.0	.0	.0	.0	.0	.0	.0	.0	.0	.0	.0	.0	.0	.0	.0	.0
119.	*	.0	.0	.0	.0	.0	.0	.0	.0	.0	.0	.0	.0	.0	.0	.0	.0	.0	.0	.0	.0
120.	*	.0	.0	.0	.0	.0	.0	.0	.0	.0	.0	.0	.0	.0	.0	.0	.0	.0	.0	.0	.0
121.	*	.0	.0	.0	.0	.0	.0	.0	.0	.0	.0	.0	.0	.0	.0	.0	.0	.0	.0	.0	.0
122.	*	.0	.0	.0	.0	.0	.0	.0	.0	.0	.0	.0	.0	.0	.0	.0	.0	.0	.0	.0	.0
123.	*	.0	.0	.0	.0	.0	.0	.0	.0	.0	.0	.0	.0	.0	.0	.0	.0	.0	.0	.0	.0
124.	*	.0	.0	.0	.0	.0	.0	.0	.0	.0	.0	.0	.0	.0	.0	.0	.0	.0	.0	.0	.0
125.	*	.0	.0	.0	.0	.0	.0	.0	.0	.0	.0	.0	.0	.0	.0	.0	.0	.0	.0	.0	.0
126.	*	.0	.0	.0	.0	.0	.0	.0	.0	.0	.0	.0	.0	.0	.0	.0	.0	.0	.0	.0	.0
127.	*	.0	.0	.0	.0	.0	.0	.0	.0	.0	.0	.0	.0	.0	.0	.0	.0	.0	.0	.0	.0
128.	*	.0	.0	.0	.0	.0	.0	.0	.0	.0	.0	.0	.0	.0	.0	.0	.0	.0	.0	.0	.0
129.	*	.0	.0	.0	.0	.0	.0	.0	.0	.0	.0	.0	.0	.0	.0	.0	.0	.0	.0	.0	.0
130.	*	.0	.0	.0	.0	.0	.0	.0	.0	.0	.0	.0	.0	.0	.0	.0	.0	.0	.0	.0	.0
131.	*	.0	.0	.0	.0	.0	.0	.0	.0	.0	.0	.0	.0	.0	.0	.0	.0	.0	.0	.0	.0
132.	*	.0	.0	.0	.0	.0	.0	.0	.0	.0	.0	.0	.0	.0	.0	.0	.0	.0	.0	.0	.0
133.	*	.0	.0	.0	.0	.0	.0	.0	.0	.0	.0	.0	.0	.0	.0	.0	.0	.0	.0	.0	.0
134.	*	.0	.0	.0	.0	.0	.0	.0	.0	.0	.0	.0	.0	.0	.0	.0	.0	.0	.0	.0	.0
135.	*	.0	.0	.0	.0	.0	.0	.0	.0	.0	.0	.0	.0	.0	.0	.0	.0	.0	.0	.0	.0
136.	*	.0	.0	.0	.0	.0	.0	.0	.0	.0	.0	.0	.0	.0	.0	.0	.0	.0	.0	.0	.0
137.	*	.0	.0	.0	.0	.0	.0	.0	.0	.0	.0	.0	.0	.0	.0	.0	.0	.0	.0	.0	.0
138.	*	.0	.0	.0	.0	.0	.0	.0	.0	.0	.0	.0	.0	.0	.0	.0	.0	.0	.0	.0	.0
139.	*	.0	.0	.0	.0	.0	.0	.0	.0	.0	.0	.0	.0	.0	.0	.0	.0	.0	.0	.0	.0
140.	*	.0	.0	.0	.0	.0	.0	.0	.0	.0	.0	.0	.0	.0	.0	.0	.0	.0	.0	.0	.0
141.	*	.0	.0	.0	.0	.0	.0	.0	.0	.0	.0	.0	.0	.0	.0	.0	.0	.0	.0	.0	.0
142.	*	.0	.0	.0	.0	.0	.0	.0	.0	.0	.0	.0	.0	.0	.0	.0	.0	.0	.0	.0	.0
143.	*	.0	.0	.0	.0	.0	.0	.0	.0	.0	.0	.0	.0	.0	.0	.0	.0	.0	.0	.0	.0
144.	*	.0	.0	.0	.0	.0	.0	.0	.0	.0	.0	.0	.0	.0	.0	.0	.0	.0	.0	.0	.0
145.	*	.0	.0	.0	.0	.0	.0	.0	.0	.0	.0	.0	.0	.0	.0	.0	.0	.0	.0	.0	.0

JOB: HSS FDR Platform AQ 17 ft in Height RUN: FDR from 68th to 71st Streets

WIND ANGLE (DEGR)	* CONCENTRATION (PPM) * REC1	REC2	REC3	REC4	REC5	REC6	REC7	REC8	REC9	REC10	REC11	REC12	REC13	REC14	REC15	REC16	REC17	REC18	REC19	REC20
REC21	REC22	REC23	REC24	REC25	REC26	REC27	REC28	REC29	REC30	REC31	REC32	REC33	REC34	REC35	REC36	REC37	REC38	REC39	REC40	
REC41	REC42	REC43	REC44	REC45	REC46	REC47	REC48	REC49	REC50	REC51	REC52	REC53	REC54	REC55	REC56	REC57	REC58	REC59	REC60	
146.	* .0	.0	.0	.0	.0	.0	.0	.0	.0	.0	.0	.0	.0	.0	.0	.0	.0	.0	.0	.0
147.	* .0	.0	.0	.0	.0	.0	.0	.0	.0	.0	.0	.0	.0	.0	.0	.0	.0	.0	.0	.0
148.	* .0	.0	.0	.0	.0	.0	.0	.0	.0	.0	.0	.0	.0	.0	.0	.0	.0	.0	.0	.0
149.	* .0	.0	.0	.0	.0	.0	.0	.0	.0	.0	.0	.0	.0	.0	.0	.0	.0	.0	.0	.0
150.	* .0	.0	.0	.0	.0	.0	.0	.0	.0	.0	.0	.0	.0	.0	.0	.0	.0	.0	.0	.0
151.	* .0	.0	.0	.0	.0	.0	.0	.0	.0	.0	.0	.0	.0	.0	.0	.0	.0	.0	.0	.0
152.	* .0	.0	.0	.0	.0	.0	.0	.0	.0	.0	.0	.0	.0	.0	.0	.0	.0	.0	.0	.0
153.	* .0	.0	.0	.0	.0	.0	.0	.0	.0	.0	.0	.0	.0	.0	.0	.0	.0	.0	.0	.0
154.	* .0	.0	.0	.0	.0	.0	.0	.0	.0	.0	.0	.0	.0	.0	.0	.0	.0	.0	.0	.0
155.	* .0	.0	.0	.0	.0	.0	.0	.0	.0	.0	.0	.0	.0	.0	.0	.0	.0	.0	.0	.0
156.	* .0	.0	.0	.0	.0	.0	.0	.0	.0	.0	.0	.0	.0	.0	.0	.0	.0	.0	.0	.0
157.	* .0	.0	.0	.0	.0	.0	.0	.0	.0	.0	.0	.0	.0	.0	.0	.0	.0	.0	.0	.0
158.	* .0	.0	.0	.0	.0	.0	.0	.0	.0	.0	.0	.0	.0	.0	.0	.0	.0	.0	.0	.0
159.	* .0	.0	.0	.0	.0	.0	.0	.0	.0	.0	.0	.0	.0	.0	.0	.0	.0	.0	.0	.0
160.	* .0	.0	.0	.0	.0	.0	.0	.0	.0	.0	.0	.0	.0	.0	.0	.0	.0	.0	.0	.0
161.	* .0	.0	.0	.0	.0	.0	.0	.0	.0	.0	.0	.0	.0	.0	.0	.0	.0	.0	.0	.0
162.	* .0	.0	.0	.0	.0	.0	.0	.0	.0	.0	.0	.0	.0	.0	.0	.0	.0	.0	.0	.0
163.	* .0	.0	.0	.0	.0	.0	.0	.0	.0	.0	.0	.0	.0	.0	.0	.0	.0	.0	.0	.0
164.	* .0	.0	.0	.0	.0	.0	.0	.0	.0	.0	.0	.0	.0	.0	.0	.0	.0	.0	.0	.0
165.	* .0	.0	.0	.0	.0	.0	.0	.0	.0	.0	.0	.0	.0	.0	.0	.0	.0	.0	.0	.0
166.	* .0	.0	.0	.0	.0	.0	.0	.0	.0	.0	.0	.0	.0	.0	.0	.0	.0	.0	.0	.0
167.	* .0	.0	.0	.0	.0	.0	.0	.0	.0	.0	.0	.0	.0	.0	.0	.0	.0	.0	.0	.0
168.	* .0	.0	.0	.0	.0	.0	.0	.0	.0	.0	.0	.0	.0	.0	.0	.0	.0	.0	.0	.0
169.	* .0	.0	.0	.0	.0	.0	.0	.0	.0	.0	.0	.0	.0	.0	.0	.0	.0	.0	.0	.0
170.	* .0	.0	.0	.0	.0	.0	.0	.0	.0	.0	.0	.0	.0	.0	.0	.0	.0	.0	.0	.0
171.	* .0	.0	.0	.0	.0	.0	.0	.0	.0	.0	.0	.0	.0	.0	.0	.0	.0	.0	.0	.0
172.	* .0	.0	.0	.0	.0	.0	.0	.0	.0	.0	.0	.0	.0	.0	.0	.0	.0	.0	.0	.0
173.	* .0	.0	.0	.0	.0	.0	.0	.0	.0	.0	.0	.0	.0	.0	.0	.0	.0	.0	.0	.0
174.	* .0	.0	.0	.0	.0	.0	.0	.0	.0	.0	.0	.0	.0	.0	.0	.0	.0	.0	.0	.0
175.	* .0	.0	.0	.0	.0	.0	.0	.0	.0	.0	.0	.0	.0	.0	.0	.0	.0	.0	.0	.0
176.	* .0	.0	.0	.0	.0	.0	.0	.0	.0	.0	.0	.0	.0	.0	.0	.0	.0	.0	.0	.0
177.	* .0	.0	.0	.0	.0	.0	.0	.0	.0	.0	.0	.0	.0	.0	.0	.0	.0	.0	.0	.0
178.	* .0	.0	.0	.0	.0	.0	.0	.0	.0	.0	.0	.0	.0	.0	.0	.0	.0	.0	.0	.0
179.	* .0	.0	.0	.0	.0	.0	.0	.0	.0	.0	.0	.0	.0	.0	.0	.0	.0	.0	.0	.0
180.	* .0	.0	.0	.0	.0	.0	.0	.0	.0	.0	.0	.0	.0	.0	.0	.0	.0	.0	.0	.0
181.	* .0	.0	.0	.0	.0	.0	.0	.0	.0	.0	.0	.0	.0	.0	.0	.0	.0	.1	.1	.0
182.	* .0	.0	.0	.0	.0	.0	.0	.0	.0	.0	.0	.0	.1	.1	.1	.0	.1	.1	.1	.1
183.	* .0	.0	.0	.0	.0	.0	.0	.0	.0	.1	.1	.1	.1	.1	.1	.1	.1	.1	.1	.1
184.	* .0	.0	.0	.0	.0	.0	.0	.1	.1	.1	.1	.1	.1	.1	.1	.1	.1	.1	.1	.1
185.	* .0	.0	.0	.0	.0	.0	.0	.1	.1	.1	.1	.1	.1	.1	.1	.1	.1	.1	.1	.1
186.	* .0	.0	.0	.0	.0	.0	.1	.1	.1	.1	.1	.1	.1	.1	.1	.1	.1	.1	.1	.1
187.	* .0	.0	.0	.0	.0	.1	.1	.1	.1	.1	.1	.1	.1	.1	.1	.1	.1	.1	.1	.1
188.	* .0	.0	.0	.0	.1	.1	.1	.1	.1	.1	.1	.1	.1	.1	.1	.1	.1	.1	.1	.1
189.	* .0	.0	.0	.0	.1	.1	.1	.1	.1	.1	.1	.1	.1	.1	.1	.1	.1	.2	.2	.2
190.	* .0	.0	.0	.0	.1	.1	.1	.1	.1	.1	.1	.1	.2	.2	.2	.2	.2	.2	.2	.2
191.	* .0	.0	.0	.1	.1	.1	.1	.1	.1	.1	.2	.2	.2	.2	.2	.2	.2	.2	.2	.2
192.	* .0	.0	.0	.1	.1	.1	.1	.1	.1	.2	.2	.2	.2	.2	.2	.2	.2	.3	.3	.3
193.	* .0	.0	.0	.1	.1	.1	.1	.2	.2	.2	.2	.2	.2	.2	.2	.3	.3	.3	.3	.3
194.	* .0	.0	.0	.1	.1	.1	.1	.2	.2	.2	.2	.2	.3	.3	.3	.3	.3	.3	.3	.3
195.	* .0	.0	.0	.1	.1	.1	.1	.2	.2	.2	.2	.2	.3	.3	.3	.3	.3	.4	.4	.5
196.	* .0	.0	.0	.1	.1	.1	.2	.2	.2	.3	.3	.3	.3	.3	.3	.4	.4	.5	.5	.5
197.	* .0	.0	.0	.1	.1	.2	.2	.2	.3	.3	.3	.3	.4	.4	.4	.4	.5	.6	.6	.6

JOB: HSS FDR Platform AQ 17 ft in Height RUN: FDR from 68th to 71st Streets

WIND * CONCENTRATION
ANGLE * (PPM)
(DEGR)* REC1 REC2 REC3 REC4 REC5 REC6 REC7 REC8 REC9 REC10 REC11 REC12 REC13 REC14 REC15 REC16 REC17 REC18 REC19 REC20
REC21 REC22 REC23 REC24 REC25 REC26 REC27 REC28 REC29 REC30 REC31 REC32 REC33 REC34 REC35 REC36 REC37 REC38 REC39 REC40
REC41 REC42 REC43 REC44 REC45 REC46 REC47 REC48 REC49 REC50 REC51 REC52 REC53 REC54 REC55 REC56 REC57 REC58 REC59 REC60

198.	*	.0	.0	.1	.1	.1	.2	.2	.3	.3	.3	.4	.4	.4	.4	.5	.6	.6	.6	.6	.7
199.	*	.0	.0	.1	.1	.2	.2	.2	.3	.3	.4	.4	.4	.5	.6	.6	.6	.7	.7	.7	.7
200.	*	.0	.0	.1	.1	.2	.2	.3	.3	.4	.4	.4	.5	.6	.7	.7	.7	.7	.8	.8	.8
201.	*	.0	.0	.1	.1	.2	.2	.3	.4	.4	.5	.5	.6	.7	.7	.7	.8	.8	.9	1.0	1.0
202.	*	.0	.0	.1	.2	.2	.3	.3	.4	.4	.5	.7	.7	.8	.8	.8	.8	1.0	1.1	1.1	1.1
203.	*	.0	.0	.1	.2	.2	.3	.4	.4	.5	.7	.7	.8	.8	.9	.9	1.0	1.1	1.1	1.2	1.2
204.	*	.0	.0	.1	.2	.3	.3	.4	.5	.5	.7	.8	.8	.9	.9	1.1	1.1	1.2	1.2	1.4	1.4
205.	*	.0	.0	.1	.2	.3	.4	.4	.5	.7	.8	.8	.9	1.0	1.1	1.2	1.2	1.4	1.4	1.5	1.5
206.	*	.0	.0	.1	.2	.3	.4	.5	.6	.8	.9	.9	1.0	1.2	1.2	1.2	1.4	1.5	1.5	1.7	1.7
207.	*	.0	.0	.1	.2	.3	.4	.5	.6	.8	.9	1.0	1.1	1.2	1.3	1.4	1.5	1.6	1.7	1.8	1.8
208.	*	.0	.0	.1	.3	.4	.5	.6	.8	.9	1.0	1.2	1.2	1.3	1.5	1.5	1.6	1.8	1.8	2.0	2.0
209.	*	.0	.0	.1	.3	.4	.5	.6	.8	.9	1.1	1.2	1.3	1.5	1.6	1.6	1.8	1.9	2.1	2.1	2.2
210.	*	.0	.0	.2	.3	.4	.6	.7	.9	1.0	1.2	1.3	1.5	1.6	1.7	1.8	1.9	2.1	2.2	2.3	2.3
211.	*	.0	.0	.2	.3	.5	.6	.8	1.0	1.1	1.3	1.4	1.5	1.7	1.8	1.9	2.1	2.1	2.4	2.4	2.5
212.	*	.0	.0	.2	.4	.5	.6	.9	1.0	1.2	1.4	1.5	1.6	1.9	1.9	2.1	2.1	2.3	2.6	2.6	2.8
213.	*	.0	.0	.2	.4	.5	.7	.9	1.1	1.3	1.4	1.6	1.8	1.9	2.1	2.2	2.3	2.5	2.7	2.8	2.9
214.	*	.0	.1	.2	.4	.6	.7	1.0	1.1	1.4	1.6	1.7	1.9	2.1	2.2	2.4	2.5	2.6	2.8	3.0	3.0
215.	*	.0	.1	.3	.5	.6	.9	1.0	1.3	1.4	1.7	1.9	2.0	2.2	2.4	2.5	2.6	2.8	3.0	3.1	3.3
216.	*	.0	.1	.3	.5	.7	.9	1.1	1.4	1.6	1.7	1.9	2.1	2.4	2.4	2.6	2.8	3.0	3.1	3.4	3.5
217.	*	.0	.1	.3	.5	.7	1.0	1.1	1.4	1.6	1.9	2.1	2.2	2.4	2.6	2.8	2.9	3.1	3.4	3.5	3.6
218.	*	.0	.1	.3	.6	.7	1.0	1.3	1.5	1.7	2.0	2.2	2.4	2.6	2.8	2.9	3.0	3.3	3.5	3.6	3.8
219.	*	.0	.1	.3	.6	.8	1.1	1.3	1.6	1.9	2.1	2.3	2.4	2.7	2.8	3.0	3.3	3.5	3.6	3.8	3.9
220.	*	.0	.1	.4	.6	.9	1.1	1.4	1.7	1.9	2.2	2.4	2.6	2.8	3.0	3.3	3.3	3.5	3.8	3.9	4.0
221.	*	.0	.1	.4	.6	1.0	1.2	1.4	1.7	2.0	2.2	2.4	2.6	2.9	3.0	3.3	3.5	3.7	3.9	3.9	4.1
222.	*	.0	.1	.4	.7	1.0	1.3	1.5	1.9	2.1	2.4	2.6	2.8	3.0	3.3	3.4	3.5	3.7	3.9	4.1	4.2
223.	*	.0	.1	.4	.7	1.0	1.3	1.6	1.9	2.1	2.4	2.6	2.8	3.0	3.3	3.5	3.6	3.8	4.0	4.2	4.2
224.	*	.0	.1	.4	.7	1.1	1.4	1.6	1.9	2.2	2.5	2.7	2.9	3.2	3.4	3.6	3.8	3.8	4.0	4.2	4.3
225.	*	.0	.2	.5	.8	1.1	1.4	1.7	2.1	2.3	2.5	2.7	2.9	3.3	3.4	3.6	3.8	4.0	4.1	4.2	4.3
226.	*	.0	.2	.5	.8	1.1	1.4	1.8	2.1	2.3	2.7	2.9	3.2	3.4	3.5	3.7	3.8	4.0	4.1	4.3	4.3
227.	*	.0	.2	.5	.8	1.2	1.6	1.8	2.1	2.4	2.7	2.9	3.2	3.4	3.5	3.7	3.9	4.0	4.2	4.3	4.4
228.	*	.0	.2	.5	.9	1.3	1.6	1.9	2.2	2.5	2.7	3.1	3.3	3.5	3.6	3.7	3.9	4.0	4.2	4.3	4.4
229.	*	.0	.2	.5	1.0	1.3	1.6	2.0	2.2	2.5	2.8	3.1	3.3	3.5	3.6	3.8	3.9	4.0	4.2	4.3	4.3
230.	*	.0	.2	.6	1.0	1.3	1.6	2.0	2.3	2.6	2.8	3.1	3.3	3.4	3.6	3.8	3.9	4.1	4.1	4.3	4.3
231.	*	.0	.2	.6	1.0	1.3	1.7	2.0	2.4	2.6	3.0	3.2	3.3	3.5	3.7	3.7	3.9	4.0	4.1	4.2	4.4
232.	*	.0	.2	.6	1.0	1.4	1.8	2.0	2.4	2.6	3.0	3.2	3.3	3.5	3.7	3.8	3.8	4.0	4.1	4.2	4.3
233.	*	.0	.2	.6	1.0	1.4	1.8	2.1	2.4	2.7	3.0	3.1	3.3	3.5	3.6	3.8	3.8	3.9	4.1	4.1	4.2
234.	*	.0	.2	.6	1.1	1.5	1.8	2.1	2.5	2.7	2.9	3.2	3.3	3.4	3.6	3.7	3.8	3.9	4.0	4.1	4.1
235.	*	.0	.2	.6	1.1	1.5	1.9	2.1	2.4	2.7	3.0	3.2	3.3	3.4	3.5	3.6	3.7	3.8	3.8	4.0	4.0
236.	*	.0	.3	.6	1.1	1.5	1.9	2.2	2.4	2.8	3.0	3.1	3.3	3.4	3.5	3.6	3.6	3.8	3.8	3.9	3.9
237.	*	.0	.3	.7	1.2	1.5	1.9	2.2	2.5	2.8	2.9	3.1	3.2	3.4	3.4	3.5	3.6	3.7	3.7	3.7	3.9
238.	*	.0	.3	.7	1.2	1.6	2.0	2.2	2.5	2.7	2.9	3.1	3.2	3.3	3.4	3.5	3.5	3.6	3.7	3.7	3.7
239.	*	.0	.3	.7	1.2	1.6	2.0	2.3	2.6	2.7	2.9	3.0	3.2	3.3	3.3	3.4	3.5	3.5	3.6	3.6	3.6
240.	*	.0	.3	.8	1.2	1.6	2.0	2.3	2.5	2.8	2.9	3.0	3.1	3.3	3.3	3.3	3.4	3.4	3.4	3.6	3.6
241.	*	.0	.3	.8	1.2	1.6	1.9	2.2	2.5	2.8	2.9	2.9	3.1	3.1	3.2	3.2	3.4	3.4	3.4	3.4	3.5
242.	*	.0	.3	.8	1.2	1.7	2.0	2.2	2.6	2.7	2.9	2.9	3.0	3.1	3.2	3.2	3.2	3.3	3.3	3.3	3.3
243.	*	.0	.3	.8	1.3	1.7	2.0	2.2	2.6	2.7	2.8	2.9	3.0	3.0	3.1	3.1	3.2	3.2	3.3	3.3	3.3
244.	*	.0	.3	.9	1.3	1.7	2.0	2.4	2.5	2.7	2.8	2.8	3.0	3.0	3.0	3.1	3.1	3.1	3.1	3.1	3.2
245.	*	.0	.3	.9	1.4	1.7	2.0	2.4	2.5	2.6	2.8	2.8	2.9	2.9	2.9	3.0	3.1	3.1	3.1	3.1	3.1
246.	*	.0	.3	.9	1.4	1.8	2.1	2.3	2.5	2.6	2.7	2.8	2.8	2.9	2.9	2.9	2.9	3.0	3.0	3.0	3.0
247.	*	.0	.4	.9	1.4	1.8	2.1	2.3	2.5	2.6	2.7	2.7	2.7	2.9	2.9	2.9	2.9	2.9	2.9	2.9	3.0
248.	*	.0	.4	.9	1.5	1.8	2.0	2.3	2.4	2.6	2.6	2.7	2.7	2.7	2.8	2.8	2.8	2.8	2.8	2.8	2.8
249.	*	.0	.4	.9	1.5	1.8	2.0	2.3	2.4	2.5	2.5	2.7	2.7	2.7	2.7	2.7	2.8	2.8	2.8	2.8	2.8

JOB: HSS FDR Platform AQ 17 ft in Height RUN: FDR from 68th to 71st Streets

WIND ANGLE (DEGR)	*	REC1	REC2	REC3	REC4	REC5	REC6	REC7	REC8	REC9	REC10	REC11	REC12	REC13	REC14	REC15	REC16	REC17	REC18	REC19	REC20
		REC21	REC22	REC23	REC24	REC25	REC26	REC27	REC28	REC29	REC30	REC31	REC32	REC33	REC34	REC35	REC36	REC37	REC38	REC39	REC40
		REC41	REC42	REC43	REC44	REC45	REC46	REC47	REC48	REC49	REC50	REC51	REC52	REC53	REC54	REC55	REC56	REC57	REC58	REC59	REC60
		CONCENTRATION (PPM)																			
250.	*	.0	.4	1.0	1.5	1.7	2.0	2.3	2.4	2.5	2.5	2.6	2.6	2.6	2.7	2.7	2.7	2.7	2.7	2.8	2.8
251.	*	.0	.4	1.0	1.5	1.8	2.1	2.2	2.4	2.5	2.5	2.5	2.6	2.6	2.6	2.6	2.6	2.6	2.6	2.6	2.6
252.	*	.0	.4	1.0	1.4	1.8	2.1	2.2	2.3	2.5	2.5	2.5	2.5	2.6	2.6	2.6	2.6	2.6	2.6	2.6	2.6
253.	*	.0	.4	1.0	1.5	1.8	2.1	2.2	2.3	2.4	2.4	2.4	2.4	2.5	2.5	2.6	2.6	2.6	2.6	2.6	2.6
254.	*	.0	.4	1.1	1.5	1.8	2.1	2.2	2.3	2.3	2.4	2.4	2.4	2.4	2.4	2.4	2.4	2.4	2.4	2.4	2.4
255.	*	.0	.4	1.1	1.5	1.8	2.1	2.2	2.3	2.3	2.4	2.4	2.4	2.4	2.4	2.4	2.4	2.4	2.4	2.4	2.4
256.	*	.0	.5	1.2	1.5	1.8	2.1	2.1	2.3	2.3	2.3	2.4	2.4	2.4	2.4	2.4	2.4	2.4	2.4	2.4	2.4
257.	*	.0	.5	1.2	1.5	1.8	2.1	2.1	2.2	2.2	2.2	2.2	2.3	2.3	2.3	2.3	2.3	2.3	2.3	2.3	2.3
258.	*	.0	.6	1.2	1.6	1.9	2.1	2.1	2.2	2.2	2.2	2.2	2.2	2.2	2.2	2.2	2.2	2.2	2.2	2.3	2.3
259.	*	.0	.6	1.2	1.6	1.9	2.1	2.1	2.2	2.2	2.2	2.2	2.2	2.2	2.2	2.2	2.2	2.2	2.2	2.2	2.2
260.	*	.0	.6	1.2	1.6	1.9	2.0	2.1	2.2	2.2	2.2	2.2	2.2	2.2	2.2	2.2	2.2	2.2	2.2	2.2	2.2
261.	*	.0	.6	1.2	1.6	1.9	2.0	2.0	2.0	2.1	2.2	2.2	2.2	2.2	2.2	2.2	2.2	2.2	2.2	2.2	2.2
262.	*	.0	.6	1.3	1.6	1.9	2.0	2.0	2.0	2.0	2.1	2.1	2.1	2.1	2.1	2.1	2.1	2.1	2.1	2.1	2.1
263.	*	.0	.6	1.3	1.6	1.9	2.0	2.0	2.0	2.0	2.0	2.0	2.0	2.0	2.1	2.1	2.1	2.1	2.1	2.1	2.1
264.	*	.1	.6	1.3	1.6	1.9	2.0	2.0	2.0	2.0	2.0	2.0	2.0	2.0	2.0	2.0	2.0	2.0	2.0	2.0	2.0
265.	*	.1	.6	1.3	1.6	1.9	1.9	2.0	2.0	2.0	2.0	2.0	2.0	2.0	2.0	2.0	2.0	2.0	2.0	2.0	2.0
266.	*	.1	.7	1.3	1.6	1.9	1.9	2.0	2.0	2.0	2.0	2.0	2.0	2.0	2.0	2.0	2.0	2.0	2.0	2.0	2.0
267.	*	.1	.7	1.3	1.6	1.8	1.8	1.8	2.0	2.0	2.0	2.0	2.0	2.0	2.0	2.0	2.0	2.0	2.0	2.0	2.0
268.	*	.1	.7	1.3	1.6	1.8	1.8	1.8	1.8	1.9	1.9	1.9	1.9	1.9	1.9	1.9	1.9	1.9	1.9	1.9	1.9
269.	*	.1	.8	1.3	1.6	1.8	1.8	1.8	1.8	1.8	1.9	1.9	1.9	1.9	1.9	1.9	1.9	1.9	1.9	1.9	1.9
270.	*	.1	.8	1.3	1.6	1.8	1.8	1.8	1.8	1.8	1.8	1.8	1.8	1.8	1.8	1.8	1.8	1.8	1.8	1.8	1.8
271.	*	.1	.8	1.3	1.7	1.8	1.8	1.8	1.8	1.8	1.8	1.8	1.8	1.8	1.8	1.8	1.8	1.8	1.8	1.8	1.8
272.	*	.1	.8	1.3	1.7	1.8	1.8	1.8	1.8	1.8	1.8	1.8	1.8	1.8	1.8	1.8	1.8	1.8	1.8	1.8	1.8
273.	*	.1	.8	1.3	1.7	1.8	1.8	1.8	1.8	1.8	1.8	1.8	1.8	1.8	1.8	1.8	1.8	1.8	1.8	1.8	1.8
274.	*	.1	.8	1.4	1.6	1.8	1.8	1.8	1.8	1.8	1.8	1.8	1.8	1.8	1.8	1.8	1.8	1.8	1.8	1.8	1.8
275.	*	.1	.8	1.4	1.6	1.7	1.8	1.8	1.8	1.8	1.8	1.8	1.8	1.8	1.8	1.8	1.8	1.8	1.8	1.8	1.8
276.	*	.1	.8	1.4	1.6	1.7	1.7	1.7	1.7	1.7	1.7	1.7	1.7	1.7	1.7	1.7	1.7	1.7	1.7	1.7	1.7
277.	*	.1	1.0	1.4	1.6	1.7	1.7	1.7	1.7	1.7	1.7	1.7	1.7	1.7	1.7	1.7	1.7	1.7	1.7	1.7	1.7
278.	*	.1	1.0	1.4	1.6	1.7	1.7	1.7	1.7	1.7	1.7	1.7	1.7	1.7	1.7	1.7	1.7	1.7	1.7	1.7	1.7
279.	*	.1	1.0	1.4	1.6	1.7	1.7	1.7	1.7	1.7	1.7	1.7	1.7	1.7	1.7	1.7	1.7	1.7	1.7	1.7	1.7
280.	*	.1	1.0	1.4	1.6	1.7	1.7	1.7	1.7	1.7	1.7	1.7	1.7	1.7	1.7	1.7	1.7	1.7	1.7	1.7	1.7
281.	*	.1	1.0	1.4	1.6	1.7	1.7	1.7	1.7	1.7	1.7	1.7	1.7	1.7	1.7	1.7	1.7	1.7	1.7	1.7	1.7
282.	*	.2	1.0	1.4	1.6	1.6	1.7	1.7	1.7	1.7	1.7	1.7	1.7	1.7	1.7	1.7	1.7	1.7	1.7	1.7	1.7
283.	*	.2	1.1	1.4	1.6	1.6	1.6	1.6	1.6	1.6	1.6	1.7	1.7	1.7	1.7	1.7	1.7	1.7	1.7	1.7	1.7
284.	*	.2	1.1	1.4	1.6	1.6	1.6	1.6	1.6	1.6	1.6	1.6	1.6	1.6	1.6	1.6	1.6	1.6	1.6	1.6	1.6
285.	*	.2	1.1	1.5	1.6	1.6	1.6	1.6	1.7	1.7	1.7	1.7	1.7	1.7	1.7	1.7	1.7	1.7	1.7	1.7	1.7
286.	*	.2	1.1	1.5	1.5	1.6	1.6	1.6	1.7	1.7	1.7	1.7	1.7	1.7	1.7	1.7	1.7	1.7	1.7	1.7	1.7
287.	*	.2	1.1	1.5	1.5	1.6	1.6	1.6	1.6	1.6	1.6	1.6	1.6	1.6	1.6	1.6	1.6	1.6	1.6	1.6	1.6
288.	*	.3	1.1	1.5	1.5	1.5	1.6	1.6	1.6	1.6	1.6	1.6	1.6	1.6	1.6	1.6	1.6	1.6	1.6	1.6	1.6
289.	*	.3	1.2	1.5	1.5	1.5	1.6	1.6	1.6	1.6	1.6	1.6	1.6	1.6	1.6	1.6	1.6	1.6	1.6	1.6	1.6
290.	*	.3	1.2	1.5	1.5	1.5	1.6	1.6	1.6	1.6	1.6	1.6	1.6	1.6	1.6	1.6	1.6	1.6	1.6	1.6	1.6
291.	*	.3	1.2	1.5	1.6	1.6	1.6	1.6	1.6	1.6	1.6	1.6	1.6	1.6	1.6	1.6	1.6	1.6	1.6	1.6	1.6
292.	*	.4	1.2	1.5	1.6	1.6	1.6	1.6	1.6	1.6	1.6	1.6	1.6	1.6	1.6	1.6	1.6	1.6	1.6	1.6	1.6
293.	*	.4	1.2	1.6	1.6	1.6	1.6	1.6	1.6	1.6	1.6	1.6	1.6	1.6	1.6	1.6	1.6	1.6	1.6	1.6	1.6
294.	*	.4	1.2	1.6	1.6	1.6	1.6	1.6	1.6	1.6	1.6	1.6	1.6	1.6	1.6	1.6	1.6	1.6	1.6	1.6	1.6
295.	*	.4	1.3	1.6	1.6	1.6	1.6	1.6	1.6	1.6	1.6	1.6	1.6	1.6	1.6	1.6	1.6	1.6	1.6	1.6	1.6
296.	*	.5	1.4	1.6	1.6	1.6	1.6	1.6	1.6	1.6	1.6	1.6	1.6	1.6	1.6	1.6	1.6	1.6	1.6	1.6	1.6
297.	*	.5	1.4	1.6	1.6	1.6	1.6	1.6	1.6	1.6	1.6	1.6	1.6	1.6	1.6	1.6	1.6	1.6	1.6	1.6	1.6
298.	*	.5	1.4	1.6	1.6	1.6	1.6	1.6	1.6	1.6	1.6	1.6	1.6	1.6	1.6	1.6	1.6	1.6	1.6	1.6	1.6
299.	*	.6	1.4	1.6	1.6	1.6	1.6	1.6	1.6	1.6	1.6	1.6	1.6	1.6	1.6	1.6	1.6	1.6	1.6	1.6	1.6
300.	*	.6	1.5	1.6	1.6	1.6	1.6	1.6	1.6	1.6	1.6	1.6	1.6	1.6	1.6	1.6	1.6	1.6	1.6	1.6	1.6
301.	*	.6	1.5	1.6	1.6	1.6	1.6	1.6	1.6	1.6	1.6	1.6	1.6	1.6	1.6	1.6	1.6	1.6	1.6	1.6	1.6

JOB: HSS FDR Platform AQ 17 ft in Height RUN: FDR from 68th to 71st Streets

WIND ANGLE (DEGR)	*	CONCENTRATION (PPM) REC1	REC2	REC3	REC4	REC5	REC6	REC7	REC8	REC9	REC10	REC11	REC12	REC13	REC14	REC15	REC16	REC17	REC18	REC19	REC20
302.	*	.7	1.5	1.6	1.6	1.6	1.6	1.6	1.6	1.6	1.6	1.6	1.6	1.6	1.6	1.6	1.6	1.6	1.6	1.6	1.6
303.	*	.7	1.5	1.6	1.6	1.6	1.6	1.6	1.6	1.6	1.6	1.6	1.6	1.6	1.6	1.6	1.6	1.6	1.6	1.6	1.6
304.	*	.7	1.5	1.6	1.6	1.6	1.6	1.6	1.6	1.6	1.6	1.6	1.6	1.6	1.6	1.6	1.6	1.6	1.6	1.6	1.6
305.	*	.8	1.5	1.6	1.6	1.6	1.6	1.6	1.6	1.6	1.6	1.6	1.6	1.6	1.6	1.6	1.6	1.6	1.6	1.6	1.6
306.	*	.8	1.6	1.6	1.6	1.6	1.6	1.6	1.6	1.6	1.6	1.6	1.6	1.6	1.6	1.6	1.6	1.6	1.6	1.6	1.6
307.	*	.8	1.6	1.6	1.6	1.6	1.6	1.6	1.6	1.6	1.6	1.6	1.6	1.6	1.6	1.6	1.6	1.6	1.6	1.6	1.6
308.	*	.8	1.6	1.6	1.6	1.6	1.6	1.6	1.6	1.6	1.6	1.6	1.6	1.6	1.6	1.6	1.6	1.6	1.6	1.6	1.6
309.	*	.9	1.6	1.6	1.6	1.6	1.6	1.6	1.6	1.6	1.6	1.6	1.6	1.6	1.6	1.6	1.6	1.6	1.6	1.6	1.6
310.	*	1.0	1.6	1.6	1.6	1.6	1.6	1.6	1.6	1.6	1.6	1.6	1.6	1.6	1.6	1.6	1.6	1.6	1.6	1.6	1.6
311.	*	1.0	1.6	1.6	1.6	1.6	1.6	1.6	1.6	1.6	1.6	1.6	1.6	1.6	1.6	1.6	1.6	1.6	1.6	1.6	1.6
312.	*	1.0	1.6	1.6	1.6	1.6	1.6	1.6	1.6	1.6	1.6	1.6	1.6	1.6	1.6	1.6	1.6	1.6	1.6	1.6	1.6
313.	*	1.1	1.6	1.6	1.6	1.6	1.6	1.6	1.6	1.6	1.6	1.6	1.6	1.6	1.6	1.6	1.6	1.6	1.6	1.6	1.6
314.	*	1.1	1.6	1.6	1.6	1.6	1.6	1.6	1.6	1.6	1.6	1.6	1.6	1.6	1.6	1.6	1.6	1.6	1.6	1.6	1.6
315.	*	1.2	1.6	1.6	1.6	1.6	1.6	1.6	1.6	1.6	1.6	1.6	1.6	1.6	1.6	1.6	1.6	1.6	1.6	1.6	1.6
316.	*	1.2	1.6	1.6	1.6	1.6	1.6	1.6	1.6	1.6	1.6	1.6	1.6	1.6	1.6	1.6	1.6	1.6	1.6	1.6	1.6
317.	*	1.3	1.6	1.6	1.6	1.6	1.6	1.6	1.6	1.6	1.6	1.6	1.6	1.6	1.6	1.6	1.6	1.6	1.6	1.6	1.6
318.	*	1.3	1.6	1.6	1.6	1.6	1.6	1.6	1.6	1.6	1.6	1.6	1.6	1.6	1.6	1.6	1.6	1.6	1.6	1.6	1.6
319.	*	1.3	1.6	1.6	1.6	1.6	1.6	1.6	1.6	1.6	1.6	1.6	1.6	1.6	1.6	1.6	1.6	1.6	1.6	1.6	1.6
320.	*	1.3	1.6	1.6	1.6	1.6	1.6	1.6	1.6	1.6	1.6	1.6	1.6	1.6	1.6	1.6	1.6	1.6	1.6	1.6	1.6
321.	*	1.4	1.6	1.6	1.6	1.6	1.6	1.6	1.6	1.6	1.6	1.6	1.6	1.6	1.6	1.6	1.6	1.6	1.6	1.6	1.6
322.	*	1.4	1.7	1.6	1.7	1.6	1.6	1.6	1.6	1.6	1.6	1.6	1.6	1.6	1.6	1.6	1.6	1.7	1.6	1.6	1.6
323.	*	1.4	1.7	1.7	1.7	1.7	1.7	1.7	1.7	1.7	1.7	1.7	1.7	1.7	1.7	1.7	1.7	1.7	1.7	1.7	1.7
324.	*	1.5	1.7	1.7	1.7	1.7	1.7	1.7	1.7	1.7	1.7	1.7	1.7	1.7	1.7	1.7	1.7	1.7	1.7	1.7	1.7
325.	*	1.5	1.6	1.6	1.6	1.6	1.6	1.6	1.6	1.6	1.6	1.6	1.6	1.6	1.6	1.6	1.6	1.6	1.6	1.6	1.6
326.	*	1.5	1.7	1.7	1.7	1.7	1.7	1.7	1.7	1.7	1.7	1.7	1.7	1.7	1.7	1.7	1.7	1.7	1.7	1.7	1.7
327.	*	1.5	1.7	1.7	1.7	1.7	1.7	1.7	1.7	1.7	1.7	1.7	1.7	1.7	1.7	1.7	1.7	1.7	1.7	1.7	1.7
328.	*	1.5	1.7	1.7	1.7	1.7	1.7	1.7	1.7	1.7	1.7	1.7	1.7	1.7	1.7	1.7	1.7	1.7	1.7	1.7	1.7
329.	*	1.5	1.7	1.7	1.7	1.7	1.7	1.7	1.7	1.7	1.7	1.7	1.7	1.7	1.7	1.7	1.7	1.7	1.7	1.7	1.7
330.	*	1.5	1.7	1.7	1.7	1.7	1.7	1.7	1.7	1.7	1.7	1.7	1.7	1.7	1.7	1.7	1.7	1.7	1.7	1.7	1.7
331.	*	1.6	1.7	1.7	1.7	1.7	1.7	1.7	1.7	1.7	1.7	1.7	1.7	1.7	1.7	1.7	1.7	1.7	1.7	1.7	1.7
332.	*	1.7	1.7	1.7	1.7	1.7	1.7	1.7	1.7	1.7	1.7	1.7	1.7	1.7	1.7	1.7	1.7	1.7	1.7	1.7	1.7
333.	*	1.7	1.8	1.7	1.7	1.7	1.7	1.7	1.7	1.7	1.7	1.7	1.7	1.7	1.7	1.7	1.7	1.7	1.7	1.7	1.7
334.	*	1.7	1.8	1.8	1.8	1.8	1.8	1.8	1.8	1.8	1.8	1.8	1.8	1.8	1.8	1.8	1.8	1.8	1.8	1.8	1.8
335.	*	1.7	1.8	1.8	1.8	1.8	1.8	1.8	1.8	1.8	1.8	1.8	1.8	1.8	1.8	1.8	1.8	1.8	1.8	1.8	1.8
336.	*	1.7	1.8	1.8	1.8	1.8	1.8	1.8	1.8	1.8	1.8	1.8	1.8	1.8	1.8	1.8	1.8	1.8	1.8	1.8	1.8
337.	*	1.7	1.8	1.8	1.8	1.8	1.8	1.8	1.8	1.8	1.8	1.8	1.8	1.8	1.8	1.8	1.8	1.8	1.8	1.8	1.8
338.	*	1.7	1.8	1.8	1.8	1.8	1.8	1.8	1.8	1.8	1.8	1.8	1.8	1.8	1.8	1.8	1.8	1.8	1.8	1.8	1.8
339.	*	1.8	1.9	1.9	1.9	1.9	1.9	1.9	1.9	1.9	1.9	1.9	1.9	1.9	1.9	1.9	1.9	1.9	1.9	1.9	1.9
340.	*	1.9	1.9	1.9	1.9	1.9	1.9	1.9	1.9	1.9	1.9	1.9	1.9	1.9	1.9	1.9	1.9	1.9	1.9	1.9	1.9
341.	*	1.9	2.0	1.9	2.0	2.0	2.0	1.9	2.0	2.0	2.0	2.0	1.9	2.0	2.0	1.9	1.9	1.9	2.0	2.0	1.9
342.	*	1.9	2.0	2.0	2.0	2.0	2.0	2.0	2.0	2.0	2.0	2.0	2.0	2.0	2.0	2.0	2.0	2.0	2.0	2.0	2.0
343.	*	1.9	2.0	2.0	2.0	2.0	2.0	2.0	2.0	2.0	2.0	2.0	2.0	2.0	2.0	2.0	2.0	2.0	2.0	2.0	2.0
344.	*	1.9	2.0	2.0	2.0	2.0	2.0	2.0	2.0	2.0	2.0	2.0	2.0	2.0	2.0	2.0	2.0	2.0	2.0	2.0	2.0
345.	*	2.0	2.0	2.0	2.0	2.0	2.0	2.0	2.0	2.0	2.0	2.0	2.0	2.0	2.0	2.0	2.0	2.0	2.0	2.0	2.0
346.	*	2.1	2.1	2.1	2.1	2.1	2.1	2.1	2.1	2.1	2.1	2.1	2.1	2.1	2.1	2.1	2.1	2.1	2.1	2.1	2.1
347.	*	2.1	2.1	2.1	2.1	2.1	2.1	2.1	2.1	2.1	2.1	2.1	2.1	2.1	2.1	2.1	2.1	2.1	2.1	2.1	2.1
348.	*	2.1	2.2	2.2	2.2	2.2	2.2	2.2	2.2	2.2	2.2	2.2	2.2	2.2	2.2	2.2	2.2	2.2	2.2	2.2	2.2
349.	*	2.1	2.2	2.2	2.2	2.2	2.2	2.2	2.2	2.2	2.2	2.2	2.2	2.2	2.2	2.2	2.2	2.2	2.2	2.2	2.2
350.	*	2.2	2.2	2.2	2.2	2.2	2.2	2.2	2.2	2.2	2.2	2.2	2.2	2.2	2.2	2.2	2.2	2.2	2.2	2.2	2.2
351.	*	2.3	2.3	2.3	2.3	2.3	2.3	2.3	2.3	2.3	2.3	2.3	2.3	2.3	2.3	2.3	2.3	2.3	2.2	2.2	2.2
352.	*	2.3	2.3	2.4	2.4	2.4	2.4	2.4	2.4	2.4	2.4	2.4	2.4	2.4	2.4	2.4	2.3	2.3	2.3	2.4	2.4	2.3
353.	*	2.3	2.4	2.4	2.4	2.4	2.4	2.4	2.4	2.4	2.4	2.4	2.4	2.4	2.4	2.4	2.4	2.4	2.4	2.4	2.4	2.4

JOB: HSS FDR Platform AQ 17 ft in Height RUN: FDR from 68th to 71st Streets

WIND ANGLE (DEGR)	*	CONCENTRATION (PPM) REC1	REC2	REC3	REC4	REC5	REC6	REC7	REC8	REC9	REC10	REC11	REC12	REC13	REC14	REC15	REC16	REC17	REC18	REC19	REC20
REC21	REC22	REC23	REC24	REC25	REC26	REC27	REC28	REC29	REC30	REC31	REC32	REC33	REC34	REC35	REC36	REC37	REC38	REC39	REC40		
REC41	REC42	REC43	REC44	REC45	REC46	REC47	REC48	REC49	REC50	REC51	REC52	REC53	REC54	REC55	REC56	REC57	REC58	REC59	REC60		
354.	*	2.4	2.4	2.4	2.4	2.4	2.4	2.4	2.4	2.4	2.4	2.4	2.4	2.4	2.4	2.4	2.4	2.4	2.4	2.4	2.4
355.	*	2.5	2.5	2.5	2.5	2.5	2.5	2.5	2.5	2.5	2.5	2.5	2.5	2.5	2.4	2.4	2.4	2.4	2.4	2.4	2.4
356.	*	2.5	2.6	2.6	2.6	2.6	2.6	2.6	2.6	2.6	2.6	2.6	2.6	2.6	2.6	2.6	2.6	2.6	2.6	2.5	2.5
357.	*	2.6	2.6	2.6	2.6	2.6	2.6	2.6	2.6	2.6	2.6	2.6	2.6	2.6	2.6	2.6	2.6	2.6	2.6	2.6	2.6
358.	*	2.7	2.7	2.7	2.7	2.7	2.6	2.6	2.6	2.6	2.6	2.6	2.6	2.6	2.6	2.6	2.6	2.6	2.6	2.6	2.6
359.	*	2.8	2.8	2.8	2.8	2.8	2.8	2.8	2.8	2.8	2.8	2.8	2.8	2.8	2.8	2.8	2.7	2.7	2.7	2.7	2.7
360.	*	2.8	2.8	2.8	2.8	2.8	2.8	2.8	2.8	2.8	2.8	2.8	2.8	2.8	2.8	2.8	2.8	2.8	2.8	2.7	2.7
MAX	*	5.6	5.5	5.4	5.4	5.3	5.2	5.1	5.0	4.8	4.7	4.6	4.5	4.4	4.3	4.2	4.0	4.1	4.2	4.3	4.4
DEGR.	*	24	23	22	24	22	24	22	21	19	18	21	23	20	19	21	17	230	227	226	227

JOB: HSS FDR Platform AQ 17 ft in Height RUN: FDR from 68th to 71st Streets

MODEL RESULTS

REMARKS : In search of the angle corresponding to the maximum concentration, only the first angle, of the angles with same maximum concentrations, is indicated as maximum.

WIND ANGLE RANGE: 0.-360.

WIND ANGLE (DEGR)	* CONCENTRATION (PPM) REC21	REC22	REC23	REC24	REC25	REC26	REC27	REC28	REC29	REC30	REC31	REC32	REC33	REC34	REC35	REC36	REC37	REC38	REC39	REC40
0.	2.7	2.7	2.6	2.5	2.4	2.3	2.0	1.6	1.3	.8	.3	.0	.0	.0	.0	.0	.0	.0	.0	.0
1.	2.7	2.7	2.6	2.6	2.4	2.3	1.9	1.6	1.3	.8	.3	.0	.0	.0	.0	.0	.0	.0	.0	.0
2.	2.7	2.7	2.6	2.6	2.5	2.3	2.0	1.6	1.3	.8	.3	.0	.0	.0	.0	.0	.0	.0	.0	.0
3.	2.8	2.8	2.6	2.6	2.5	2.3	2.0	1.6	1.2	.8	.3	.0	.0	.0	.0	.0	.0	.0	.0	.0
4.	2.9	2.8	2.7	2.6	2.5	2.1	2.0	1.6	1.2	.7	.3	.0	.0	.0	.0	.0	.0	.0	.0	.0
5.	3.0	2.8	2.7	2.7	2.5	2.2	2.0	1.6	1.2	.6	.2	.0	.0	.0	.0	.0	.0	.0	.0	.0
6.	3.0	2.9	2.7	2.7	2.5	2.2	1.9	1.6	1.2	.6	.2	.0	.0	.0	.0	.0	.0	.0	.0	.0
7.	3.0	2.9	2.8	2.6	2.5	2.2	1.9	1.6	1.2	.6	.2	.0	.0	.0	.0	.0	.0	.0	.0	.0
8.	3.1	3.0	2.8	2.7	2.5	2.2	1.9	1.6	1.1	.6	.2	.0	.0	.0	.0	.0	.0	.0	.0	.0
9.	3.1	3.0	2.8	2.7	2.5	2.1	1.9	1.6	1.0	.6	.2	.0	.0	.0	.0	.0	.0	.0	.0	.0
10.	3.2	3.0	2.9	2.7	2.4	2.1	1.8	1.5	1.0	.6	.2	.0	.0	.0	.0	.0	.0	.0	.0	.0
11.	3.2	3.1	2.9	2.7	2.4	2.2	1.8	1.4	1.0	.6	.2	.0	.0	.0	.0	.0	.0	.0	.0	.0
12.	3.2	3.1	2.9	2.8	2.4	2.1	1.8	1.4	1.0	.6	.2	.0	.0	.0	.0	.0	.0	.0	.0	.0
13.	3.2	3.1	3.0	2.7	2.4	2.1	1.8	1.4	1.0	.5	.2	.0	.0	.0	.0	.0	.0	.0	.0	.0
14.	3.2	3.2	2.9	2.6	2.4	2.1	1.7	1.3	1.0	.5	.2	.0	.0	.0	.0	.0	.0	.0	.0	.0
15.	3.3	3.1	2.9	2.6	2.3	2.1	1.7	1.3	.9	.5	.2	.0	.0	.0	.0	.0	.0	.0	.0	.0
16.	3.3	3.1	2.9	2.5	2.3	2.0	1.7	1.3	.9	.5	.2	.0	.0	.0	.0	.0	.0	.0	.0	.0
17.	3.3	3.1	2.8	2.6	2.3	2.0	1.6	1.3	.9	.5	.2	.0	.0	.0	.0	.0	.0	.0	.0	.0
18.	3.2	3.1	2.8	2.6	2.2	2.0	1.6	1.3	.9	.5	.2	.0	.0	.0	.0	.0	.0	.0	.0	.0
19.	3.2	3.1	2.8	2.5	2.2	1.8	1.6	1.2	.8	.5	.2	.0	.0	.0	.0	.0	.0	.0	.0	.0
20.	3.2	3.1	2.7	2.4	2.2	1.8	1.6	1.1	.7	.4	.1	.0	.0	.0	.0	.0	.0	.0	.0	.0
21.	3.1	2.9	2.6	2.4	2.1	1.8	1.4	1.1	.7	.4	.1	.0	.0	.0	.0	.0	.0	.0	.0	.0
22.	3.1	2.9	2.5	2.3	2.1	1.7	1.4	1.1	.7	.4	.1	.0	.0	.0	.0	.0	.0	.0	.0	.0
23.	2.9	2.7	2.5	2.3	1.9	1.7	1.4	1.1	.7	.4	.1	.0	.0	.0	.0	.0	.0	.0	.0	.0
24.	2.9	2.7	2.5	2.2	1.9	1.6	1.4	1.0	.7	.4	.1	.0	.0	.0	.0	.0	.0	.0	.0	.0
25.	2.8	2.6	2.4	2.1	1.9	1.6	1.3	1.0	.6	.4	.1	.0	.0	.0	.0	.0	.0	.0	.0	.0
26.	2.7	2.6	2.3	2.1	1.8	1.5	1.2	1.0	.6	.3	.1	.0	.0	.0	.0	.0	.0	.0	.0	.0
27.	2.6	2.5	2.2	2.0	1.7	1.4	1.2	.9	.6	.3	.1	.0	.0	.0	.0	.0	.0	.0	.0	.0
28.	2.6	2.4	2.1	1.9	1.7	1.4	1.1	.8	.5	.3	.1	.0	.0	.0	.0	.0	.0	.0	.0	.0
29.	2.4	2.3	2.1	1.9	1.6	1.3	1.1	.8	.5	.3	.1	.0	.0	.0	.0	.0	.0	.0	.0	.0
30.	2.4	2.2	1.9	1.7	1.5	1.2	1.0	.7	.5	.3	.1	.0	.0	.0	.0	.0	.0	.0	.0	.0
31.	2.2	2.1	1.9	1.7	1.4	1.1	1.0	.7	.5	.3	.1	.0	.0	.0	.0	.0	.0	.0	.0	.0
32.	2.1	2.0	1.7	1.6	1.4	1.1	.9	.6	.4	.2	.1	.0	.0	.0	.0	.0	.0	.0	.0	.0
33.	2.1	1.9	1.7	1.5	1.3	1.0	.9	.6	.4	.2	.0	.0	.0	.0	.0	.0	.0	.0	.0	.0
34.	1.9	1.8	1.6	1.4	1.1	1.0	.8	.6	.4	.2	.0	.0	.0	.0	.0	.0	.0	.0	.0	.0
35.	1.8	1.7	1.4	1.3	1.1	.9	.7	.5	.3	.2	.0	.0	.0	.0	.0	.0	.0	.0	.0	.0
36.	1.7	1.6	1.4	1.3	1.0	.9	.7	.5	.3	.2	.0	.0	.0	.0	.0	.0	.0	.0	.0	.0
37.	1.6	1.4	1.3	1.1	1.0	.8	.6	.5	.3	.2	.0	.0	.0	.0	.0	.0	.0	.0	.0	.0
38.	1.5	1.3	1.2	1.0	.9	.7	.6	.4	.3	.1	.0	.0	.0	.0	.0	.0	.0	.0	.0	.0
39.	1.3	1.3	1.1	1.0	.9	.6	.5	.4	.2	.1	.0	.0	.0	.0	.0	.0	.0	.0	.0	.0
40.	1.2	1.2	1.0	.9	.8	.6	.5	.4	.2	.1	.0	.0	.0	.0	.0	.0	.0	.0	.0	.0
41.	1.2	1.0	.9	.9	.6	.5	.5	.3	.2	.1	.0	.0	.0	.0	.0	.0	.0	.0	.0	.0

JOB: HSS FDR Platform AQ 17 ft in Height RUN: FDR from 68th to 71st Streets

WIND ANGLE RANGE: 0.-360.

WIND ANGLE (DEGR)	*	CONCENTRATION (PPM) REC21	REC22	REC23	REC24	REC25	REC26	REC27	REC28	REC29	REC30	REC31	REC32	REC33	REC34	REC35	REC36	REC37	REC38	REC39	REC40
42.	*	1.0	1.0	.9	.8	.6	.5	.4	.3	.2	.1	.0	.0	.0	.0	.0	.0	.0	.0	.0	.0
43.	*	.9	.9	.8	.7	.5	.4	.4	.3	.2	.1	.0	.0	.0	.0	.0	.0	.0	.0	.0	.0
44.	*	.9	.8	.7	.6	.5	.4	.3	.3	.2	.1	.0	.0	.0	.0	.0	.0	.0	.0	.0	.0
45.	*	.8	.8	.7	.5	.5	.4	.3	.2	.1	.1	.0	.0	.0	.0	.0	.0	.0	.0	.0	.0
46.	*	.7	.7	.5	.5	.4	.3	.3	.2	.1	.1	.0	.0	.0	.0	.0	.0	.0	.0	.0	.0
47.	*	.7	.5	.5	.4	.4	.3	.3	.2	.1	.1	.0	.0	.0	.0	.0	.0	.0	.0	.0	.0
48.	*	.6	.5	.4	.4	.3	.3	.2	.2	.1	.1	.0	.0	.0	.0	.0	.0	.0	.0	.0	.0
49.	*	.4	.4	.4	.4	.3	.2	.2	.2	.1	.1	.0	.0	.0	.0	.0	.0	.0	.0	.0	.0
50.	*	.4	.4	.3	.3	.3	.2	.2	.1	.1	.0	.0	.0	.0	.0	.0	.0	.0	.0	.0	.0
51.	*	.3	.3	.3	.3	.2	.2	.2	.1	.1	.0	.0	.0	.0	.0	.0	.0	.0	.0	.0	.0
52.	*	.3	.3	.3	.2	.2	.2	.2	.1	.1	.0	.0	.0	.0	.0	.0	.0	.0	.0	.0	.0
53.	*	.3	.3	.2	.2	.2	.1	.1	.1	.1	.0	.0	.0	.0	.0	.0	.0	.0	.0	.0	.0
54.	*	.2	.2	.2	.2	.2	.1	.1	.1	.1	.0	.0	.0	.0	.0	.0	.0	.0	.0	.0	.0
55.	*	.2	.2	.2	.2	.2	.1	.1	.1	.1	.0	.0	.0	.0	.0	.0	.0	.0	.0	.0	.0
56.	*	.2	.2	.2	.2	.1	.1	.1	.1	.0	.0	.0	.0	.0	.0	.0	.0	.0	.0	.0	.0
57.	*	.2	.2	.2	.1	.1	.1	.1	.1	.0	.0	.0	.0	.0	.0	.0	.0	.0	.0	.0	.0
58.	*	.1	.1	.1	.1	.1	.1	.1	.1	.0	.0	.0	.0	.0	.0	.0	.0	.0	.0	.0	.0
59.	*	.1	.1	.1	.1	.1	.1	.1	.1	.0	.0	.0	.0	.0	.0	.0	.0	.0	.0	.0	.0
60.	*	.1	.1	.1	.1	.1	.1	.1	.1	.0	.0	.0	.0	.0	.0	.0	.0	.0	.0	.0	.0
61.	*	.1	.1	.1	.1	.1	.1	.1	.1	.0	.0	.0	.0	.0	.0	.0	.0	.0	.0	.0	.0
62.	*	.1	.1	.1	.1	.1	.1	.1	.0	.0	.0	.0	.0	.0	.0	.0	.0	.0	.0	.0	.0
63.	*	.1	.1	.1	.1	.1	.0	.1	.0	.0	.0	.0	.0	.0	.0	.0	.0	.0	.0	.0	.0
64.	*	.1	.1	.1	.1	.1	.0	.0	.0	.0	.0	.0	.0	.0	.0	.0	.0	.0	.0	.0	.0
65.	*	.1	.1	.1	.1	.0	.0	.0	.0	.0	.0	.0	.0	.0	.0	.0	.0	.0	.0	.0	.0
66.	*	.0	.1	.0	.1	.0	.0	.0	.0	.0	.0	.0	.0	.0	.0	.0	.0	.0	.0	.0	.0
67.	*	.0	.0	.0	.0	.0	.0	.0	.0	.0	.0	.0	.0	.0	.0	.0	.0	.0	.0	.0	.0
68.	*	.0	.0	.0	.0	.0	.0	.0	.0	.0	.0	.0	.0	.0	.0	.0	.0	.0	.0	.0	.0
69.	*	.0	.0	.0	.0	.0	.0	.0	.0	.0	.0	.0	.0	.0	.0	.0	.0	.0	.0	.0	.0
70.	*	.0	.0	.0	.0	.0	.0	.0	.0	.0	.0	.0	.0	.0	.0	.0	.0	.0	.0	.0	.0
71.	*	.0	.0	.0	.0	.0	.0	.0	.0	.0	.0	.0	.0	.0	.0	.0	.0	.0	.0	.0	.0
72.	*	.0	.0	.0	.0	.0	.0	.0	.0	.0	.0	.0	.0	.0	.0	.0	.0	.0	.0	.0	.0
73.	*	.0	.0	.0	.0	.0	.0	.0	.0	.0	.0	.0	.0	.0	.0	.0	.0	.0	.0	.0	.0
74.	*	.0	.0	.0	.0	.0	.0	.0	.0	.0	.0	.0	.0	.0	.0	.0	.0	.0	.0	.0	.0
75.	*	.0	.0	.0	.0	.0	.0	.0	.0	.0	.0	.0	.0	.0	.0	.0	.0	.0	.0	.0	.0
76.	*	.0	.0	.0	.0	.0	.0	.0	.0	.0	.0	.0	.0	.0	.0	.0	.0	.0	.0	.0	.0
77.	*	.0	.0	.0	.0	.0	.0	.0	.0	.0	.0	.0	.0	.0	.0	.0	.0	.0	.0	.0	.0
78.	*	.0	.0	.0	.0	.0	.0	.0	.0	.0	.0	.0	.0	.0	.0	.0	.0	.0	.0	.0	.0
79.	*	.0	.0	.0	.0	.0	.0	.0	.0	.0	.0	.0	.0	.0	.0	.0	.0	.0	.0	.0	.0
80.	*	.0	.0	.0	.0	.0	.0	.0	.0	.0	.0	.0	.0	.0	.0	.0	.0	.0	.0	.0	.0
81.	*	.0	.0	.0	.0	.0	.0	.0	.0	.0	.0	.0	.0	.0	.0	.0	.0	.0	.0	.0	.0
82.	*	.0	.0	.0	.0	.0	.0	.0	.0	.0	.0	.0	.0	.0	.0	.0	.0	.0	.0	.0	.0
83.	*	.0	.0	.0	.0	.0	.0	.0	.0	.0	.0	.0	.0	.0	.0	.0	.0	.0	.0	.0	.0
84.	*	.0	.0	.0	.0	.0	.0	.0	.0	.0	.0	.0	.0	.0	.0	.0	.0	.0	.0	.0	.0
85.	*	.0	.0	.0	.0	.0	.0	.0	.0	.0	.0	.0	.0	.0	.0	.0	.0	.0	.0	.0	.0
86.	*	.0	.0	.0	.0	.0	.0	.0	.0	.0	.0	.0	.0	.0	.0	.0	.0	.0	.0	.0	.0
87.	*	.0	.0	.0	.0	.0	.0	.0	.0	.0	.0	.0	.0	.0	.0	.0	.0	.0	.0	.0	.0
88.	*	.0	.0	.0	.0	.0	.0	.0	.0	.0	.0	.0	.0	.0	.0	.0	.0	.0	.0	.0	.0
89.	*	.0	.0	.0	.0	.0	.0	.0	.0	.0	.0	.0	.0	.0	.0	.0	.0	.0	.0	.0	.0
90.	*	.0	.0	.0	.0	.0	.0	.0	.0	.0	.0	.0	.0	.0	.0	.0	.0	.0	.0	.0	.0
91.	*	.0	.0	.0	.0	.0	.0	.0	.0	.0	.0	.0	.0	.0	.0	.0	.0	.0	.0	.0	.0
92.	*	.0	.0	.0	.0	.0	.0	.0	.0	.0	.0	.0	.0	.0	.0	.0	.0	.0	.0	.0	.0

JOB: HSS FDR Platform AQ 17 ft in Height RUN: FDR from 68th to 71st Streets

WIND ANGLE RANGE: 0.-360.

WIND ANGLE (DEGR)	*	CONCENTRATION (PPM) REC21	REC22	REC23	REC24	REC25	REC26	REC27	REC28	REC29	REC30	REC31	REC32	REC33	REC34	REC35	REC36	REC37	REC38	REC39	REC40
93.	*	.0	.0	.0	.0	.0	.0	.0	.0	.0	.0	.0	.0	.0	.0	.0	.0	.0	.0	.0	.0
94.	*	.0	.0	.0	.0	.0	.0	.0	.0	.0	.0	.0	.0	.0	.0	.0	.0	.0	.0	.0	.0
95.	*	.0	.0	.0	.0	.0	.0	.0	.0	.0	.0	.0	.0	.0	.0	.0	.0	.0	.0	.0	.0
96.	*	.0	.0	.0	.0	.0	.0	.0	.0	.0	.0	.0	.0	.0	.0	.0	.0	.0	.0	.0	.0
97.	*	.0	.0	.0	.0	.0	.0	.0	.0	.0	.0	.0	.0	.0	.0	.0	.0	.0	.0	.0	.0
98.	*	.0	.0	.0	.0	.0	.0	.0	.0	.0	.0	.0	.0	.0	.0	.0	.0	.0	.0	.0	.0
99.	*	.0	.0	.0	.0	.0	.0	.0	.0	.0	.0	.0	.0	.0	.0	.0	.0	.0	.0	.0	.0
100.	*	.0	.0	.0	.0	.0	.0	.0	.0	.0	.0	.0	.0	.0	.0	.0	.0	.0	.0	.0	.0
101.	*	.0	.0	.0	.0	.0	.0	.0	.0	.0	.0	.0	.0	.0	.0	.0	.0	.0	.0	.0	.0
102.	*	.0	.0	.0	.0	.0	.0	.0	.0	.0	.0	.0	.0	.0	.0	.0	.0	.0	.0	.0	.0
103.	*	.0	.0	.0	.0	.0	.0	.0	.0	.0	.0	.0	.0	.0	.0	.0	.0	.0	.0	.0	.0
104.	*	.0	.0	.0	.0	.0	.0	.0	.0	.0	.0	.0	.0	.0	.0	.0	.0	.0	.0	.0	.0
105.	*	.0	.0	.0	.0	.0	.0	.0	.0	.0	.0	.0	.0	.0	.0	.0	.0	.0	.0	.0	.0
106.	*	.0	.0	.0	.0	.0	.0	.0	.0	.0	.0	.0	.0	.0	.0	.0	.0	.0	.0	.0	.0
107.	*	.0	.0	.0	.0	.0	.0	.0	.0	.0	.0	.0	.0	.0	.0	.0	.0	.0	.0	.0	.0
108.	*	.0	.0	.0	.0	.0	.0	.0	.0	.0	.0	.0	.0	.0	.0	.0	.0	.0	.0	.0	.0
109.	*	.0	.0	.0	.0	.0	.0	.0	.0	.0	.0	.0	.0	.0	.0	.0	.0	.0	.0	.0	.0
110.	*	.0	.0	.0	.0	.0	.0	.0	.0	.0	.0	.0	.0	.0	.0	.0	.0	.0	.0	.0	.0
111.	*	.0	.0	.0	.0	.0	.0	.0	.0	.0	.0	.0	.0	.0	.0	.0	.0	.0	.0	.0	.0
112.	*	.0	.0	.0	.0	.0	.0	.0	.0	.0	.0	.0	.0	.0	.0	.0	.0	.0	.0	.0	.0
113.	*	.0	.0	.0	.0	.0	.0	.0	.0	.0	.0	.0	.0	.0	.0	.0	.0	.0	.0	.0	.0
114.	*	.0	.0	.0	.0	.0	.0	.0	.0	.0	.0	.0	.0	.0	.0	.0	.0	.0	.0	.0	.0
115.	*	.0	.0	.0	.0	.0	.0	.0	.0	.0	.0	.0	.0	.0	.0	.0	.0	.0	.0	.0	.0
116.	*	.0	.0	.0	.0	.0	.0	.0	.0	.0	.0	.0	.0	.0	.0	.0	.0	.0	.0	.0	.0
117.	*	.0	.0	.0	.0	.0	.0	.0	.0	.0	.0	.0	.0	.0	.0	.0	.0	.0	.0	.0	.0
118.	*	.0	.0	.0	.0	.0	.0	.0	.0	.0	.0	.0	.0	.0	.0	.0	.0	.0	.0	.0	.0
119.	*	.0	.0	.0	.0	.0	.0	.0	.0	.0	.0	.0	.0	.0	.0	.0	.0	.0	.0	.0	.0
120.	*	.0	.0	.0	.0	.0	.0	.0	.0	.0	.0	.0	.0	.0	.0	.0	.0	.0	.0	.0	.0
121.	*	.0	.0	.0	.0	.0	.0	.0	.0	.0	.0	.0	.0	.0	.0	.0	.0	.0	.0	.0	.0
122.	*	.0	.0	.0	.0	.0	.0	.0	.0	.0	.0	.0	.0	.0	.0	.0	.0	.0	.0	.0	.0
123.	*	.0	.0	.0	.0	.0	.0	.0	.0	.0	.0	.0	.0	.0	.0	.0	.0	.0	.0	.0	.0
124.	*	.0	.0	.0	.0	.0	.0	.0	.0	.0	.0	.0	.0	.0	.0	.0	.0	.0	.0	.0	.0
125.	*	.0	.0	.0	.0	.0	.0	.0	.0	.0	.0	.0	.0	.0	.0	.0	.0	.0	.0	.0	.0
126.	*	.0	.0	.0	.0	.0	.0	.0	.0	.0	.0	.0	.0	.0	.0	.0	.0	.0	.0	.0	.0
127.	*	.0	.0	.0	.0	.0	.0	.0	.0	.0	.0	.0	.0	.0	.0	.0	.0	.0	.0	.0	.0
128.	*	.0	.0	.0	.0	.0	.0	.0	.0	.0	.0	.0	.0	.0	.0	.0	.0	.0	.0	.0	.0
129.	*	.0	.0	.0	.0	.0	.0	.0	.0	.0	.0	.0	.0	.0	.0	.0	.0	.0	.0	.0	.0
130.	*	.0	.0	.0	.0	.0	.0	.0	.0	.0	.0	.0	.0	.0	.0	.0	.0	.0	.0	.0	.0
131.	*	.0	.0	.0	.0	.0	.0	.0	.0	.0	.0	.0	.0	.0	.0	.0	.0	.0	.0	.0	.0
132.	*	.0	.0	.0	.0	.0	.0	.0	.0	.0	.0	.0	.0	.0	.0	.0	.0	.0	.0	.0	.0
133.	*	.0	.0	.0	.0	.0	.0	.0	.0	.0	.0	.0	.0	.0	.0	.0	.0	.0	.0	.0	.0
134.	*	.0	.0	.0	.0	.0	.0	.0	.0	.0	.0	.0	.0	.0	.0	.0	.0	.0	.0	.0	.0
135.	*	.0	.0	.0	.0	.0	.0	.0	.0	.0	.0	.0	.0	.0	.0	.0	.0	.0	.0	.0	.0
136.	*	.0	.0	.0	.0	.0	.0	.0	.0	.0	.0	.0	.0	.0	.0	.0	.0	.0	.0	.0	.0
137.	*	.0	.0	.0	.0	.0	.0	.0	.0	.0	.0	.0	.0	.0	.0	.0	.0	.0	.0	.0	.0
138.	*	.0	.0	.0	.0	.0	.0	.0	.0	.0	.0	.0	.0	.0	.0	.0	.0	.0	.0	.0	.0
139.	*	.0	.0	.0	.0	.0	.0	.0	.0	.0	.0	.0	.0	.0	.0	.0	.0	.0	.0	.0	.0
140.	*	.0	.0	.0	.0	.0	.0	.0	.0	.0	.0	.0	.0	.0	.0	.0	.0	.0	.0	.0	.0
141.	*	.0	.0	.0	.0	.0	.0	.0	.0	.0	.0	.0	.0	.0	.0	.0	.0	.0	.0	.0	.0
142.	*	.0	.0	.0	.0	.0	.0	.0	.0	.0	.0	.0	.0	.0	.0	.0	.0	.0	.0	.0	.0
143.	*	.0	.0	.0	.0	.0	.0	.0	.0	.0	.0	.0	.0	.0	.0	.0	.0	.0	.0	.0	.0

JOB: HSS FDR Platform AQ 17 ft in Height RUN: FDR from 68th to 71st Streets

WIND ANGLE RANGE: 0.-360.

WIND ANGLE (DEGR)	*	CONCENTRATION (PPM) REC21	REC22	REC23	REC24	REC25	REC26	REC27	REC28	REC29	REC30	REC31	REC32	REC33	REC34	REC35	REC36	REC37	REC38	REC39	REC40
144.	*	.0	.0	.0	.0	.0	.0	.0	.0	.0	.0	.0	.0	.0	.0	.0	.0	.0	.0	.0	.0
145.	*	.0	.0	.0	.0	.0	.0	.0	.0	.0	.0	.0	.0	.0	.0	.0	.0	.0	.0	.0	.0
146.	*	.0	.0	.0	.0	.0	.0	.0	.0	.0	.0	.0	.0	.0	.0	.0	.0	.0	.0	.0	.0
147.	*	.0	.0	.0	.0	.0	.0	.0	.0	.0	.0	.0	.0	.0	.0	.0	.0	.0	.0	.0	.0
148.	*	.0	.0	.0	.0	.0	.0	.0	.0	.0	.0	.0	.0	.0	.0	.0	.0	.0	.0	.0	.0
149.	*	.0	.0	.0	.0	.0	.0	.0	.0	.0	.0	.0	.0	.0	.0	.0	.0	.0	.0	.0	.0
150.	*	.0	.0	.0	.0	.0	.0	.0	.0	.0	.0	.0	.0	.0	.0	.0	.0	.0	.0	.0	.0
151.	*	.0	.0	.0	.0	.0	.0	.0	.0	.0	.0	.0	.0	.0	.0	.0	.0	.0	.0	.0	.0
152.	*	.0	.0	.0	.0	.0	.0	.0	.0	.0	.0	.0	.0	.0	.0	.0	.0	.0	.0	.0	.0
153.	*	.0	.0	.0	.0	.0	.0	.0	.0	.0	.0	.0	.0	.0	.0	.0	.0	.0	.0	.0	.0
154.	*	.0	.0	.0	.0	.0	.0	.0	.0	.0	.0	.0	.0	.0	.0	.0	.0	.0	.0	.0	.0
155.	*	.0	.0	.0	.0	.0	.0	.0	.0	.0	.0	.0	.0	.0	.0	.0	.0	.0	.0	.0	.0
156.	*	.0	.0	.0	.0	.0	.0	.0	.0	.0	.0	.0	.0	.0	.0	.0	.0	.0	.0	.0	.0
157.	*	.0	.0	.0	.0	.0	.0	.0	.0	.0	.0	.0	.0	.0	.0	.0	.0	.0	.0	.0	.0
158.	*	.0	.0	.0	.0	.0	.0	.0	.0	.0	.0	.0	.0	.0	.0	.0	.0	.0	.0	.0	.0
159.	*	.0	.0	.0	.0	.0	.0	.0	.0	.0	.0	.0	.0	.0	.0	.0	.0	.0	.0	.0	.0
160.	*	.0	.0	.0	.0	.0	.0	.0	.0	.0	.0	.0	.0	.0	.0	.0	.0	.0	.0	.0	.0
161.	*	.0	.0	.0	.0	.0	.0	.0	.0	.0	.0	.0	.0	.0	.0	.0	.0	.0	.0	.0	.0
162.	*	.0	.0	.0	.0	.0	.0	.0	.0	.0	.0	.0	.0	.0	.0	.0	.0	.0	.0	.0	.0
163.	*	.0	.0	.0	.0	.0	.0	.0	.0	.0	.0	.0	.0	.0	.0	.0	.0	.0	.0	.0	.0
164.	*	.0	.0	.0	.0	.0	.0	.0	.0	.0	.0	.0	.0	.0	.0	.0	.0	.0	.0	.0	.0
165.	*	.0	.0	.0	.0	.0	.0	.0	.0	.0	.0	.0	.0	.0	.0	.0	.0	.0	.0	.0	.0
166.	*	.0	.0	.0	.0	.0	.0	.0	.0	.0	.0	.0	.0	.0	.0	.0	.0	.0	.0	.0	.0
167.	*	.0	.0	.0	.0	.0	.0	.0	.0	.0	.0	.0	.0	.0	.0	.0	.0	.0	.0	.0	.0
168.	*	.0	.0	.0	.0	.0	.0	.0	.0	.0	.0	.0	.0	.0	.0	.0	.0	.0	.0	.0	.0
169.	*	.0	.0	.0	.0	.0	.0	.0	.0	.0	.0	.0	.0	.0	.0	.0	.0	.0	.0	.0	.0
170.	*	.0	.0	.0	.0	.0	.0	.0	.0	.0	.0	.0	.0	.0	.0	.0	.0	.0	.0	.0	.0
171.	*	.0	.0	.0	.0	.0	.0	.0	.0	.0	.0	.0	.0	.0	.0	.0	.0	.0	.0	.0	.0
172.	*	.0	.0	.0	.0	.0	.0	.0	.0	.0	.0	.0	.0	.0	.0	.0	.0	.0	.0	.0	.0
173.	*	.0	.0	.0	.0	.0	.0	.0	.0	.0	.0	.0	.0	.0	.0	.0	.0	.0	.0	.0	.0
174.	*	.0	.0	.0	.0	.0	.0	.0	.0	.0	.0	.0	.0	.0	.0	.0	.0	.0	.0	.0	.0
175.	*	.0	.0	.0	.0	.0	.0	.0	.0	.0	.0	.0	.0	.0	.0	.0	.0	.0	.0	.0	.0
176.	*	.0	.0	.0	.0	.0	.0	.0	.0	.0	.0	.0	.0	.0	.0	.0	.0	.0	.0	.0	.0
177.	*	.0	.0	.0	.0	.0	.0	.0	.0	.0	.0	.0	.0	.0	.0	.0	.0	.0	.0	.0	.0
178.	*	.0	.0	.0	.0	.0	.0	.0	.0	.0	.0	.0	.0	.0	.0	.0	.0	.0	.0	.0	.0
179.	*	.0	.0	.0	.0	.0	.0	.0	.0	.0	.0	.0	.0	.0	.0	.0	.0	.0	.0	.0	.0
180.	*	.0	.0	.0	.0	.0	.0	.1	.0	.0	.0	.1	.0	.0	.0	.0	.0	.0	.0	.0	.0
181.	*	.0	.1	.1	.1	.1	.1	.1	.1	.1	.1	.1	.0	.0	.0	.0	.0	.0	.0	.0	.0
182.	*	.1	.1	.1	.1	.1	.1	.1	.1	.1	.1	.1	.0	.0	.0	.0	.0	.0	.0	.0	.0
183.	*	.1	.1	.1	.1	.1	.1	.1	.1	.1	.1	.1	.1	.1	.0	.0	.0	.0	.0	.0	.0
184.	*	.1	.1	.1	.1	.1	.1	.1	.1	.1	.1	.1	.1	.1	.1	.1	.0	.0	.0	.0	.0
185.	*	.1	.1	.1	.1	.1	.1	.1	.1	.1	.1	.1	.1	.1	.1	.1	.1	.1	.1	.0	.0
186.	*	.1	.1	.1	.1	.1	.1	.1	.1	.1	.1	.1	.1	.1	.1	.1	.1	.1	.1	.1	.1
187.	*	.1	.1	.1	.1	.1	.1	.1	.1	.1	.1	.2	.1	.1	.1	.1	.1	.1	.1	.1	.1
188.	*	.1	.2	.2	.2	.2	.2	.2	.2	.2	.2	.2	.2	.1	.1	.1	.1	.1	.1	.1	.1
189.	*	.2	.2	.2	.2	.2	.2	.2	.2	.2	.2	.2	.2	.2	.2	.2	.1	.1	.1	.1	.1
190.	*	.2	.2	.2	.2	.2	.2	.2	.2	.2	.2	.3	.2	.2	.2	.2	.2	.2	.2	.1	.1
191.	*	.2	.2	.2	.3	.3	.2	.3	.3	.3	.3	.3	.3	.3	.2	.2	.3	.3	.3	.3	.3
192.	*	.3	.3	.3	.3	.3	.3	.3	.3	.4	.4	.4	.4	.4	.4	.4	.4	.3	.3	.3	.3
193.	*	.3	.3	.3	.4	.4	.4	.5	.5	.5	.5	.5	.5	.5	.4	.4	.4	.4	.4	.4	.3
194.	*	.4	.5	.5	.5	.5	.5	.5	.5	.5	.5	.6	.5	.5	.5	.5	.5	.4	.4	.4	.4

JOB: HSS FDR Platform AQ 17 ft in Height RUN: FDR from 68th to 71st Streets

WIND ANGLE RANGE: 0.-360.

WIND ANGLE (DEGR)	CONCENTRATION (PPM) REC21	REC22	REC23	REC24	REC25	REC26	REC27	REC28	REC29	REC30	REC31	REC32	REC33	REC34	REC35	REC36	REC37	REC38	REC39	REC40
195.	.5	.5	.5	.5	.5	.5	.6	.6	.5	.6	.6	.6	.6	.5	.5	.5	.5	.5	.4	.4
196.	.5	.6	.6	.6	.6	.6	.6	.6	.6	.6	.7	.7	.6	.6	.6	.6	.7	.6	.6	.6
197.	.6	.6	.6	.7	.7	.7	.7	.7	.7	.7	.9	.8	.8	.8	.8	.8	.7	.7	.7	.7
198.	.7	.7	.7	.7	.7	.7	.9	.9	.9	.9	1.0	.9	.9	.9	.9	.8	.8	.8	.7	.7
199.	.7	.8	.9	.9	.9	.9	1.0	1.0	1.0	1.0	1.1	1.0	1.0	1.1	1.1	1.0	1.0	1.0	.9	.9
200.	.9	1.0	1.0	1.0	1.0	1.0	1.1	1.1	1.2	1.2	1.3	1.3	1.2	1.2	1.2	1.1	1.1	1.1	1.0	1.0
201.	1.0	1.1	1.1	1.1	1.1	1.2	1.3	1.3	1.3	1.3	1.4	1.4	1.5	1.4	1.4	1.3	1.3	1.3	1.2	1.2
202.	1.1	1.2	1.3	1.3	1.3	1.4	1.4	1.4	1.5	1.6	1.6	1.6	1.6	1.5	1.5	1.6	1.5	1.5	1.4	1.4
203.	1.3	1.4	1.4	1.4	1.5	1.6	1.6	1.6	1.6	1.7	1.8	1.8	1.8	1.8	1.7	1.7	1.6	1.6	1.5	1.6
204.	1.4	1.5	1.6	1.7	1.7	1.7	1.7	1.9	1.9	1.9	2.0	2.0	2.0	2.0	1.9	1.9	1.8	1.8	1.7	1.7
205.	1.6	1.7	1.7	1.8	1.9	1.9	2.0	2.0	2.0	2.2	2.2	2.2	2.2	2.2	2.2	2.1	2.1	2.0	1.9	1.9
206.	1.7	1.8	1.9	2.0	2.0	2.0	2.2	2.2	2.2	2.4	2.5	2.5	2.4	2.4	2.4	2.3	2.3	2.2	2.1	2.2
207.	1.9	2.0	2.1	2.2	2.2	2.3	2.4	2.5	2.5	2.5	2.7	2.7	2.7	2.6	2.6	2.7	2.6	2.5	2.4	2.4
208.	2.1	2.2	2.3	2.3	2.5	2.5	2.6	2.7	2.7	2.8	3.0	3.1	3.0	2.9	2.9	2.9	2.8	2.7	2.7	2.6
209.	2.3	2.4	2.5	2.6	2.6	2.7	2.8	2.9	2.9	3.1	3.3	3.3	3.2	3.2	3.2	3.1	3.0	2.9	2.9	2.8
210.	2.5	2.6	2.6	2.8	2.8	2.9	3.1	3.2	3.3	3.3	3.5	3.5	3.5	3.4	3.4	3.3	3.2	3.1	3.0	3.0
211.	2.6	2.8	2.8	3.0	3.1	3.2	3.4	3.4	3.5	3.6	3.8	3.8	3.7	3.7	3.6	3.5	3.4	3.3	3.2	3.2
212.	2.8	3.0	3.0	3.3	3.3	3.4	3.6	3.6	3.7	3.8	4.0	4.0	3.9	3.9	3.8	3.7	3.6	3.5	3.4	3.3
213.	3.0	3.2	3.3	3.4	3.6	3.6	3.8	3.8	3.9	4.0	4.2	4.2	4.1	4.1	4.0	3.9	3.8	3.7	3.6	3.5
214.	3.3	3.4	3.5	3.6	3.8	3.8	4.0	4.0	4.2	4.2	4.4	4.4	4.3	4.3	4.2	4.1	3.9	3.8	3.7	3.6
215.	3.4	3.6	3.7	3.8	4.0	4.0	4.2	4.2	4.4	4.4	4.6	4.6	4.5	4.5	4.3	4.2	4.1	4.0	3.9	3.8
216.	3.6	3.8	3.8	4.0	4.0	4.2	4.4	4.4	4.4	4.6	4.8	4.8	4.7	4.6	4.5	4.4	4.2	4.1	4.0	3.8
217.	3.7	3.9	4.0	4.2	4.2	4.4	4.4	4.6	4.6	4.8	4.9	5.0	4.9	4.8	4.6	4.5	4.4	4.2	4.0	3.9
218.	3.9	4.0	4.2	4.3	4.4	4.5	4.6	4.7	4.8	5.0	5.0	5.1	5.0	4.9	4.8	4.6	4.6	4.3	4.2	4.0
219.	4.0	4.2	4.3	4.4	4.5	4.6	4.8	4.8	4.9	5.0	5.2	5.2	5.1	5.0	4.9	4.8	4.6	4.4	4.2	4.1
220.	4.1	4.3	4.4	4.5	4.7	4.7	4.9	4.9	5.1	5.1	5.3	5.3	5.4	5.2	5.0	4.8	4.6	4.4	4.3	4.1
221.	4.2	4.3	4.5	4.7	4.7	4.8	4.9	5.1	5.1	5.3	5.4	5.5	5.4	5.3	5.1	4.9	4.6	4.5	4.2	4.0
222.	4.3	4.5	4.6	4.7	4.8	4.9	5.0	5.1	5.2	5.4	5.5	5.5	5.4	5.2	5.0	4.8	4.7	4.4	4.2	4.0
223.	4.4	4.6	4.6	4.8	4.8	5.0	5.0	5.2	5.3	5.5	5.5	5.6	5.4	5.2	5.0	4.8	4.6	4.4	4.1	3.9
224.	4.4	4.6	4.7	4.8	4.9	4.9	5.1	5.3	5.4	5.4	5.6	5.6	5.4	5.2	5.0	4.7	4.5	4.3	4.1	3.8
225.	4.5	4.6	4.7	4.9	4.9	5.0	5.2	5.3	5.4	5.4	5.6	5.5	5.4	5.2	4.9	4.6	4.4	4.2	4.0	3.8
226.	4.5	4.6	4.7	4.8	4.9	5.1	5.2	5.3	5.3	5.5	5.5	5.5	5.4	5.1	4.9	4.6	4.3	4.0	3.8	3.6
227.	4.4	4.6	4.8	4.8	5.0	5.1	5.2	5.2	5.3	5.4	5.5	5.5	5.3	5.0	4.8	4.5	4.2	3.9	3.7	3.5
228.	4.5	4.6	4.7	4.9	5.0	5.0	5.2	5.2	5.2	5.4	5.4	5.4	5.2	4.9	4.6	4.4	4.1	3.7	3.5	3.3
229.	4.5	4.5	4.7	4.8	4.9	5.0	5.1	5.1	5.1	5.3	5.3	5.3	5.1	4.8	4.5	4.2	3.9	3.6	3.4	3.1
230.	4.4	4.5	4.7	4.8	4.9	4.9	5.0	5.1	5.1	5.2	5.3	5.2	4.9	4.6	4.4	4.0	3.6	3.4	3.2	3.0
231.	4.4	4.5	4.7	4.7	4.8	4.8	4.9	5.0	5.0	5.0	5.2	5.1	4.8	4.5	4.2	3.8	3.5	3.2	3.0	2.8
232.	4.3	4.4	4.6	4.6	4.7	4.8	4.8	4.8	4.9	5.0	5.0	5.0	4.7	4.4	4.1	3.7	3.3	3.1	2.8	2.6
233.	4.3	4.4	4.5	4.6	4.6	4.7	4.7	4.7	4.7	4.9	4.9	4.8	4.5	4.2	3.8	3.5	3.1	2.9	2.6	2.4
234.	4.2	4.3	4.5	4.5	4.5	4.5	4.6	4.6	4.7	4.7	4.8	4.7	4.4	4.1	3.7	3.3	2.9	2.7	2.5	2.1
235.	4.0	4.2	4.2	4.3	4.4	4.4	4.4	4.4	4.4	4.6	4.6	4.5	4.2	3.9	3.5	3.1	2.7	2.5	2.1	1.9
236.	3.9	4.2	4.2	4.2	4.2	4.2	4.3	4.3	4.3	4.4	4.4	4.3	4.1	3.7	3.3	2.9	2.5	2.3	1.9	1.7
237.	3.9	4.0	4.0	4.1	4.1	4.1	4.2	4.2	4.3	4.3	4.3	4.2	3.9	3.5	3.1	2.7	2.3	2.0	1.8	1.6
238.	3.8	3.8	3.9	3.9	4.1	4.1	4.1	4.1	4.1	4.1	4.1	4.0	3.7	3.4	2.9	2.5	2.1	1.8	1.7	1.5
239.	3.6	3.8	3.9	3.9	3.9	3.9	3.9	3.9	4.0	4.0	4.0	4.0	3.6	3.2	2.8	2.4	2.0	1.7	1.5	1.3
240.	3.6	3.6	3.6	3.8	3.8	3.8	3.8	3.8	3.8	3.8	3.9	3.8	3.4	3.0	2.6	2.1	1.8	1.5	1.3	1.2
241.	3.5	3.5	3.5	3.5	3.5	3.6	3.7	3.8	3.8	3.8	3.8	3.7	3.3	2.9	2.4	1.9	1.6	1.4	1.2	1.0
242.	3.4	3.5	3.5	3.5	3.5	3.5	3.5	3.6	3.6	3.6	3.6	3.5	3.1	2.7	2.2	1.8	1.5	1.3	1.1	1.0
243.	3.3	3.3	3.3	3.3	3.3	3.3	3.4	3.4	3.4	3.4	3.4	3.4	3.1	2.4	2.1	1.7	1.4	1.1	1.0	.8
244.	3.2	3.2	3.3	3.3	3.3	3.3	3.3	3.3	3.3	3.3	3.3	3.2	2.8	2.4	1.9	1.6	1.2	1.0	.8	.7
245.	3.1	3.1	3.1	3.2	3.2	3.2	3.2	3.2	3.2	3.2	3.2	3.1	2.7	2.2	1.8	1.4	1.1	.9	.8	.7

JOB: HSS FDR Platform AQ 17 ft in Height RUN: FDR from 68th to 71st Streets

WIND ANGLE RANGE: 0.-360.

WIND ANGLE (DEGR)	*	CONCENTRATION (PPM) REC21	REC22	REC23	REC24	REC25	REC26	REC27	REC28	REC29	REC30	REC31	REC32	REC33	REC34	REC35	REC36	REC37	REC38	REC39	REC40
246.	*	3.0	3.0	3.0	3.0	3.1	3.1	3.1	3.1	3.1	3.1	3.1	3.0	2.6	2.1	1.6	1.3	1.1	.8	.7	.5
247.	*	3.0	3.0	3.0	3.0	3.0	3.0	3.0	3.0	3.0	3.0	3.0	2.9	2.5	2.0	1.5	1.2	.9	.8	.6	.4
248.	*	2.8	2.9	2.9	2.9	2.9	2.9	2.9	2.9	3.0	3.0	3.0	2.9	2.3	1.9	1.4	1.1	.8	.6	.5	.4
249.	*	2.8	2.8	2.8	2.8	2.8	2.8	2.8	2.8	2.8	2.8	2.8	2.7	2.3	1.8	1.4	1.0	.8	.6	.4	.3
250.	*	2.8	2.8	2.8	2.8	2.8	2.8	2.8	2.8	2.8	2.8	2.8	2.7	2.1	1.6	1.2	.9	.6	.5	.3	.3
251.	*	2.6	2.6	2.6	2.6	2.6	2.6	2.6	2.6	2.6	2.6	2.6	2.5	2.1	1.6	1.2	.9	.6	.5	.3	.2
252.	*	2.6	2.6	2.6	2.6	2.6	2.6	2.6	2.6	2.6	2.6	2.6	2.5	2.0	1.4	1.0	.8	.6	.4	.3	.1
253.	*	2.6	2.6	2.6	2.6	2.6	2.6	2.6	2.6	2.6	2.6	2.6	2.4	1.9	1.4	1.0	.7	.5	.3	.2	.1
254.	*	2.4	2.4	2.5	2.5	2.5	2.5	2.5	2.5	2.5	2.5	2.5	2.4	1.8	1.3	.9	.6	.5	.2	.1	.1
255.	*	2.4	2.4	2.4	2.4	2.4	2.4	2.4	2.4	2.4	2.4	2.4	2.3	1.7	1.2	.9	.6	.3	.2	.1	.1
256.	*	2.4	2.4	2.4	2.4	2.4	2.4	2.4	2.4	2.4	2.4	2.4	2.2	1.7	1.2	.7	.5	.2	.1	.1	.1
257.	*	2.3	2.3	2.3	2.3	2.3	2.3	2.3	2.3	2.3	2.3	2.3	2.2	1.6	1.0	.7	.5	.2	.1	.1	.1
258.	*	2.3	2.3	2.3	2.3	2.3	2.3	2.3	2.3	2.3	2.3	2.3	2.1	1.5	1.0	.6	.5	.2	.1	.1	.0
259.	*	2.2	2.2	2.2	2.2	2.2	2.2	2.2	2.2	2.2	2.2	2.2	2.0	1.5	.9	.6	.2	.1	.1	.1	.0
260.	*	2.2	2.2	2.2	2.2	2.2	2.2	2.2	2.2	2.2	2.2	2.2	2.0	1.4	.9	.6	.2	.1	.1	.0	.0
261.	*	2.2	2.2	2.2	2.2	2.2	2.2	2.2	2.2	2.2	2.2	2.1	2.0	1.3	.9	.5	.2	.1	.1	.0	.0
262.	*	2.1	2.1	2.1	2.1	2.1	2.1	2.1	2.1	2.1	2.1	2.1	2.0	1.3	.7	.5	.2	.1	.1	.0	.0
263.	*	2.1	2.1	2.1	2.1	2.1	2.1	2.1	2.1	2.1	2.1	2.1	1.8	1.2	.7	.3	.1	.1	.0	.0	.0
264.	*	2.0	2.0	2.0	2.0	2.0	2.0	2.0	2.0	2.0	2.0	2.0	1.8	1.1	.7	.3	.1	.1	.0	.0	.0
265.	*	2.0	2.0	2.0	2.0	2.0	2.0	2.0	2.0	2.0	2.0	2.0	1.8	1.1	.7	.2	.1	.1	.0	.0	.0
266.	*	2.0	2.0	2.0	2.0	2.0	2.0	2.0	2.0	2.0	2.0	2.0	1.8	1.1	.6	.2	.1	.1	.0	.0	.0
267.	*	2.0	2.0	2.0	2.0	2.0	2.0	2.0	2.0	2.0	2.0	2.0	1.8	1.1	.6	.2	.1	.0	.0	.0	.0
268.	*	1.9	1.9	1.9	1.9	1.9	1.9	1.9	1.9	1.9	1.9	2.0	1.7	1.0	.6	.2	.1	.0	.0	.0	.0
269.	*	1.9	1.9	1.9	1.9	1.9	1.9	1.9	1.9	1.9	1.9	1.9	1.6	.9	.5	.2	.1	.0	.0	.0	.0
270.	*	1.8	1.9	1.9	1.9	1.9	1.9	1.9	1.9	1.9	1.9	1.9	1.6	.9	.4	.1	.1	.0	.0	.0	.0
271.	*	1.8	1.8	1.8	1.8	1.8	1.8	1.8	1.8	1.8	1.8	1.8	1.6	.8	.3	.1	.1	.0	.0	.0	.0
272.	*	1.8	1.8	1.8	1.8	1.8	1.8	1.8	1.8	1.8	1.8	1.8	1.6	.8	.3	.1	.0	.0	.0	.0	.0
273.	*	1.8	1.8	1.8	1.8	1.8	1.8	1.8	1.8	1.8	1.8	1.8	1.6	.8	.2	.1	.0	.0	.0	.0	.0
274.	*	1.8	1.8	1.8	1.8	1.8	1.8	1.8	1.8	1.8	1.8	1.8	1.5	.7	.2	.1	.0	.0	.0	.0	.0
275.	*	1.8	1.8	1.8	1.8	1.8	1.8	1.8	1.8	1.8	1.8	1.8	1.4	.6	.2	.1	.0	.0	.0	.0	.0
276.	*	1.7	1.7	1.7	1.7	1.7	1.7	1.7	1.7	1.7	1.7	1.8	1.4	.6	.2	.1	.0	.0	.0	.0	.0
277.	*	1.7	1.7	1.7	1.7	1.7	1.7	1.7	1.7	1.7	1.7	1.7	1.4	.6	.2	.1	.0	.0	.0	.0	.0
278.	*	1.7	1.7	1.7	1.7	1.7	1.7	1.7	1.7	1.7	1.7	1.7	1.4	.6	.1	.0	.0	.0	.0	.0	.0
279.	*	1.7	1.7	1.7	1.7	1.7	1.7	1.7	1.7	1.7	1.7	1.7	1.3	.6	.1	.0	.0	.0	.0	.0	.0
280.	*	1.7	1.7	1.7	1.7	1.7	1.7	1.7	1.7	1.7	1.7	1.7	1.3	.4	.1	.0	.0	.0	.0	.0	.0
281.	*	1.7	1.7	1.7	1.7	1.7	1.7	1.7	1.7	1.7	1.7	1.7	1.2	.4	.1	.0	.0	.0	.0	.0	.0
282.	*	1.7	1.7	1.7	1.7	1.7	1.7	1.7	1.7	1.7	1.7	1.7	1.2	.4	.1	.0	.0	.0	.0	.0	.0
283.	*	1.7	1.7	1.7	1.7	1.7	1.7	1.7	1.7	1.7	1.7	1.7	1.2	.3	.1	.0	.0	.0	.0	.0	.0
284.	*	1.6	1.6	1.6	1.6	1.6	1.6	1.6	1.6	1.6	1.6	1.6	1.2	.3	.1	.0	.0	.0	.0	.0	.0
285.	*	1.7	1.7	1.7	1.7	1.7	1.7	1.7	1.7	1.7	1.7	1.7	1.2	.4	.1	.0	.0	.0	.0	.0	.0
286.	*	1.7	1.7	1.7	1.7	1.7	1.7	1.7	1.7	1.7	1.7	1.7	1.1	.2	.1	.0	.0	.0	.0	.0	.0
287.	*	1.6	1.6	1.6	1.6	1.6	1.6	1.6	1.6	1.6	1.6	1.6	1.1	.2	.1	.0	.0	.0	.0	.0	.0
288.	*	1.6	1.6	1.6	1.6	1.6	1.6	1.6	1.6	1.6	1.6	1.6	1.0	.2	.0	.0	.0	.0	.0	.0	.0
289.	*	1.6	1.6	1.6	1.6	1.6	1.6	1.6	1.6	1.6	1.6	1.6	1.0	.2	.0	.0	.0	.0	.0	.0	.0
290.	*	1.6	1.6	1.6	1.6	1.6	1.6	1.6	1.6	1.6	1.6	1.6	1.0	.2	.0	.0	.0	.0	.0	.0	.0
291.	*	1.6	1.6	1.6	1.6	1.6	1.6	1.6	1.6	1.6	1.6	1.6	.9	.2	.0	.0	.0	.0	.0	.0	.0
292.	*	1.6	1.6	1.6	1.6	1.6	1.6	1.6	1.6	1.6	1.6	1.6	.8	.1	.0	.0	.0	.0	.0	.0	.0
293.	*	1.6	1.6	1.6	1.6	1.6	1.6	1.6	1.6	1.6	1.6	1.6	.8	.1	.0	.0	.0	.0	.0	.0	.0
294.	*	1.6	1.6	1.6	1.6	1.6	1.6	1.6	1.6	1.6	1.6	1.6	.7	.1	.0	.0	.0	.0	.0	.0	.0
295.	*	1.6	1.6	1.6	1.6	1.6	1.6	1.6	1.6	1.6	1.6	1.6	.7	.1	.0	.0	.0	.0	.0	.0	.0
296.	*	1.6	1.6	1.6	1.6	1.6	1.6	1.6	1.6	1.6	1.6	1.6	.7	.1	.0	.0	.0	.0	.0	.0	.0

JOB: HSS FDR Platform AQ 17 ft in Height RUN: FDR from 68th to 71st Streets

WIND ANGLE RANGE: 0.-360.

WIND ANGLE (DEGR)	*	CONCENTRATION (PPM) REC21	REC22	REC23	REC24	REC25	REC26	REC27	REC28	REC29	REC30	REC31	REC32	REC33	REC34	REC35	REC36	REC37	REC38	REC39	REC40
297.	*	1.6	1.6	1.6	1.6	1.6	1.6	1.6	1.6	1.6	1.6	1.6	.6	.1	.0	.0	.0	.0	.0	.0	.0
298.	*	1.6	1.6	1.6	1.6	1.6	1.6	1.6	1.6	1.6	1.6	1.6	.5	.1	.0	.0	.0	.0	.0	.0	.0
299.	*	1.6	1.6	1.6	1.6	1.6	1.6	1.6	1.6	1.6	1.6	1.5	.5	.1	.0	.0	.0	.0	.0	.0	.0
300.	*	1.6	1.6	1.6	1.6	1.6	1.6	1.6	1.6	1.6	1.6	1.5	.5	.0	.0	.0	.0	.0	.0	.0	.0
301.	*	1.6	1.6	1.6	1.6	1.6	1.6	1.6	1.6	1.6	1.6	1.5	.5	.0	.0	.0	.0	.0	.0	.0	.0
302.	*	1.6	1.6	1.6	1.6	1.6	1.6	1.6	1.6	1.6	1.6	1.5	.5	.0	.0	.0	.0	.0	.0	.0	.0
303.	*	1.6	1.6	1.6	1.6	1.6	1.6	1.6	1.6	1.6	1.6	1.5	.5	.0	.0	.0	.0	.0	.0	.0	.0
304.	*	1.6	1.6	1.6	1.6	1.6	1.6	1.6	1.6	1.6	1.6	1.5	.3	.0	.0	.0	.0	.0	.0	.0	.0
305.	*	1.6	1.6	1.6	1.6	1.6	1.6	1.6	1.6	1.6	1.6	1.5	.3	.0	.0	.0	.0	.0	.0	.0	.0
306.	*	1.6	1.6	1.6	1.6	1.6	1.6	1.6	1.6	1.6	1.6	1.4	.3	.0	.0	.0	.0	.0	.0	.0	.0
307.	*	1.6	1.6	1.6	1.6	1.6	1.6	1.6	1.6	1.6	1.6	1.4	.3	.0	.0	.0	.0	.0	.0	.0	.0
308.	*	1.6	1.6	1.6	1.6	1.6	1.6	1.6	1.6	1.6	1.6	1.3	.3	.0	.0	.0	.0	.0	.0	.0	.0
309.	*	1.6	1.6	1.6	1.6	1.6	1.6	1.6	1.6	1.6	1.6	1.3	.3	.0	.0	.0	.0	.0	.0	.0	.0
310.	*	1.6	1.6	1.6	1.6	1.6	1.6	1.6	1.6	1.6	1.6	1.3	.2	.0	.0	.0	.0	.0	.0	.0	.0
311.	*	1.6	1.6	1.6	1.6	1.6	1.6	1.6	1.6	1.6	1.6	1.3	.2	.0	.0	.0	.0	.0	.0	.0	.0
312.	*	1.6	1.6	1.6	1.6	1.6	1.6	1.6	1.6	1.6	1.6	1.3	.2	.0	.0	.0	.0	.0	.0	.0	.0
313.	*	1.6	1.6	1.6	1.6	1.6	1.6	1.6	1.6	1.6	1.6	1.2	.2	.0	.0	.0	.0	.0	.0	.0	.0
314.	*	1.6	1.6	1.6	1.6	1.6	1.6	1.6	1.6	1.6	1.6	1.1	.1	.0	.0	.0	.0	.0	.0	.0	.0
315.	*	1.6	1.6	1.6	1.6	1.6	1.6	1.6	1.6	1.6	1.6	1.1	.1	.0	.0	.0	.0	.0	.0	.0	.0
316.	*	1.6	1.6	1.6	1.6	1.6	1.6	1.6	1.6	1.6	1.6	1.1	.1	.0	.0	.0	.0	.0	.0	.0	.0
317.	*	1.6	1.6	1.6	1.6	1.6	1.6	1.6	1.6	1.5	1.4	1.1	.1	.0	.0	.0	.0	.0	.0	.0	.0
318.	*	1.6	1.6	1.6	1.6	1.6	1.6	1.6	1.6	1.5	1.4	1.1	.1	.0	.0	.0	.0	.0	.0	.0	.0
319.	*	1.6	1.6	1.6	1.6	1.6	1.6	1.6	1.5	1.5	1.4	1.1	.1	.0	.0	.0	.0	.0	.0	.0	.0
320.	*	1.6	1.6	1.6	1.6	1.6	1.6	1.6	1.5	1.5	1.4	1.0	.0	.0	.0	.0	.0	.0	.0	.0	.0
321.	*	1.6	1.6	1.6	1.6	1.6	1.6	1.6	1.5	1.5	1.3	1.0	.0	.0	.0	.0	.0	.0	.0	.0	.0
322.	*	1.6	1.6	1.6	1.6	1.6	1.6	1.6	1.6	1.5	1.3	1.0	.0	.0	.0	.0	.0	.0	.0	.0	.0
323.	*	1.7	1.7	1.7	1.7	1.6	1.6	1.6	1.6	1.5	1.3	.9	.0	.0	.0	.0	.0	.0	.0	.0	.0
324.	*	1.7	1.7	1.7	1.7	1.7	1.6	1.6	1.6	1.6	1.3	.9	.0	.0	.0	.0	.0	.0	.0	.0	.0
325.	*	1.6	1.6	1.6	1.6	1.6	1.6	1.6	1.6	1.6	1.3	.9	.0	.0	.0	.0	.0	.0	.0	.0	.0
326.	*	1.7	1.7	1.7	1.6	1.6	1.6	1.6	1.6	1.6	1.3	.8	.0	.0	.0	.0	.0	.0	.0	.0	.0
327.	*	1.7	1.7	1.7	1.7	1.7	1.7	1.7	1.6	1.6	1.4	.8	.0	.0	.0	.0	.0	.0	.0	.0	.0
328.	*	1.7	1.7	1.7	1.7	1.7	1.7	1.7	1.6	1.6	1.3	.8	.0	.0	.0	.0	.0	.0	.0	.0	.0
329.	*	1.7	1.7	1.7	1.7	1.7	1.7	1.7	1.7	1.6	1.3	.8	.0	.0	.0	.0	.0	.0	.0	.0	.0
330.	*	1.7	1.7	1.7	1.7	1.7	1.7	1.7	1.7	1.6	1.3	.8	.0	.0	.0	.0	.0	.0	.0	.0	.0
331.	*	1.7	1.7	1.7	1.7	1.7	1.7	1.7	1.7	1.6	1.3	.8	.0	.0	.0	.0	.0	.0	.0	.0	.0
332.	*	1.7	1.7	1.7	1.7	1.7	1.7	1.7	1.7	1.6	1.3	.7	.0	.0	.0	.0	.0	.0	.0	.0	.0
333.	*	1.7	1.7	1.7	1.7	1.7	1.7	1.7	1.7	1.6	1.3	.7	.0	.0	.0	.0	.0	.0	.0	.0	.0
334.	*	1.8	1.8	1.8	1.8	1.8	1.8	1.8	1.7	1.6	1.3	.6	.0	.0	.0	.0	.0	.0	.0	.0	.0
335.	*	1.8	1.8	1.8	1.8	1.8	1.8	1.8	1.8	1.5	1.3	.6	.0	.0	.0	.0	.0	.0	.0	.0	.0
336.	*	1.8	1.8	1.8	1.8	1.8	1.8	1.8	1.8	1.5	1.2	.6	.0	.0	.0	.0	.0	.0	.0	.0	.0
337.	*	1.8	1.8	1.8	1.8	1.8	1.8	1.8	1.8	1.6	1.2	.6	.0	.0	.0	.0	.0	.0	.0	.0	.0
338.	*	1.8	1.8	1.8	1.8	1.8	1.8	1.8	1.8	1.6	1.2	.6	.0	.0	.0	.0	.0	.0	.0	.0	.0
339.	*	1.9	1.8	1.8	1.8	1.8	1.8	1.8	1.8	1.6	1.2	.6	.0	.0	.0	.0	.0	.0	.0	.0	.0
340.	*	1.9	1.9	1.9	1.8	1.8	1.8	1.8	1.8	1.5	1.2	.6	.0	.0	.0	.0	.0	.0	.0	.0	.0
341.	*	1.9	1.9	1.9	1.9	1.8	1.8	1.8	1.8	1.5	1.2	.6	.0	.0	.0	.0	.0	.0	.0	.0	.0
342.	*	2.0	2.0	2.0	2.0	2.0	1.9	1.9	1.8	1.5	1.1	.5	.0	.0	.0	.0	.0	.0	.0	.0	.0
343.	*	2.0	2.0	2.0	2.0	2.0	1.9	1.9	1.8	1.5	1.1	.5	.0	.0	.0	.0	.0	.0	.0	.0	.0
344.	*	2.0	2.0	2.0	2.0	2.0	2.0	1.9	1.9	1.5	1.1	.5	.0	.0	.0	.0	.0	.0	.0	.0	.0
345.	*	2.0	2.0	2.0	2.0	2.0	2.0	1.9	1.8	1.5	1.1	.4	.0	.0	.0	.0	.0	.0	.0	.0	.0
346.	*	2.1	2.0	2.0	2.0	2.0	2.0	1.9	1.8	1.5	1.1	.4	.0	.0	.0	.0	.0	.0	.0	.0	.0
347.	*	2.1	2.1	2.1	2.0	2.0	2.0	1.9	1.7	1.5	1.1	.4	.0	.0	.0	.0	.0	.0	.0	.0	.0

JOB: HSS FDR Platform AQ 17 ft in Height RUN: FDR from 68th to 71st Streets

WIND ANGLE RANGE: 0.-360.

WIND ANGLE (DEGR)	*	CONCENTRATION (PPM) REC21	REC22	REC23	REC24	REC25	REC26	REC27	REC28	REC29	REC30	REC31	REC32	REC33	REC34	REC35	REC36	REC37	REC38	REC39	REC40
348.	*	2.2	2.2	2.2	2.2	2.0	2.0	1.9	1.7	1.5	1.0	.4	.0	.0	.0	.0	.0	.0	.0	.0	.0
349.	*	2.2	2.2	2.2	2.2	2.2	2.1	1.9	1.7	1.5	1.0	.4	.0	.0	.0	.0	.0	.0	.0	.0	.0
350.	*	2.2	2.2	2.2	2.2	2.2	2.1	2.0	1.7	1.5	1.0	.4	.0	.0	.0	.0	.0	.0	.0	.0	.0
351.	*	2.2	2.2	2.2	2.2	2.2	2.1	2.0	1.7	1.5	1.0	.4	.0	.0	.0	.0	.0	.0	.0	.0	.0
352.	*	2.3	2.2	2.2	2.2	2.2	2.1	2.0	1.8	1.5	1.0	.4	.0	.0	.0	.0	.0	.0	.0	.0	.0
353.	*	2.4	2.4	2.3	2.3	2.2	2.1	2.0	1.8	1.4	1.0	.3	.0	.0	.0	.0	.0	.0	.0	.0	.0
354.	*	2.4	2.4	2.4	2.3	2.3	2.2	2.0	1.8	1.4	1.0	.3	.0	.0	.0	.0	.0	.0	.0	.0	.0
355.	*	2.4	2.4	2.4	2.3	2.3	2.2	2.0	1.7	1.4	.9	.3	.0	.0	.0	.0	.0	.0	.0	.0	.0
356.	*	2.4	2.4	2.4	2.3	2.3	2.2	2.1	1.7	1.4	.8	.3	.0	.0	.0	.0	.0	.0	.0	.0	.0
357.	*	2.5	2.5	2.5	2.5	2.3	2.2	2.0	1.7	1.4	.8	.3	.0	.0	.0	.0	.0	.0	.0	.0	.0
358.	*	2.6	2.5	2.5	2.5	2.4	2.2	2.0	1.7	1.3	.8	.3	.0	.0	.0	.0	.0	.0	.0	.0	.0
359.	*	2.6	2.6	2.5	2.5	2.4	2.3	2.0	1.7	1.3	.8	.3	.0	.0	.0	.0	.0	.0	.0	.0	.0
360.	*	2.7	2.7	2.6	2.5	2.4	2.3	2.0	1.6	1.3	.8	.3	.0	.0	.0	.0	.0	.0	.0	.0	.0
MAX	*	4.5	4.6	4.8	4.9	5.0	5.1	5.2	5.3	5.4	5.5	5.6	5.6	5.4	5.3	5.1	4.9	4.7	4.5	4.3	4.1
DEGR.	*	225	223	227	225	227	226	225	224	224	223	224	223	220	221	221	221	222	221	220	219

JOB: HSS FDR Platform AQ 17 ft in Height RUN: FDR from 68th to 71st Streets

MODEL RESULTS

REMARKS : In search of the angle corresponding to the maximum concentration, only the first angle, of the angles with same maximum concentrations, is indicated as maximum.

WIND ANGLE RANGE: 0.-360.

WIND ANGLE (DEGR)	* CONCENTRATION (PPM) * REC41	REC42	REC43	REC44	REC45	REC46	REC47	REC48	REC49	REC50	REC51	REC52	REC53	REC54	REC55	REC56	REC57	REC58	REC59	REC60
0.	* .0	.0	.0	.0	.0	.0	.0	.0	.0	.0	.0	.0	.0	.0	.0	.0	2.4	1.9	1.5	1.1
1.	* .0	.0	.0	.0	.0	.0	.0	.0	.0	.0	.0	.0	.0	.0	.0	.0	2.6	2.0	1.6	1.2
2.	* .0	.0	.0	.0	.0	.0	.0	.0	.0	.0	.0	.0	.0	.0	.0	.0	2.6	2.1	1.7	1.3
3.	* .0	.0	.0	.0	.0	.0	.0	.0	.0	.0	.0	.0	.0	.0	.0	.0	2.7	2.2	1.8	1.4
4.	* .0	.0	.0	.0	.0	.0	.0	.0	.0	.0	.0	.0	.0	.0	.0	.0	2.9	2.4	1.9	1.5
5.	* .0	.0	.0	.0	.0	.0	.0	.0	.0	.0	.0	.0	.0	.0	.0	.0	2.9	2.4	2.1	1.7
6.	* .0	.0	.0	.0	.0	.0	.0	.0	.0	.0	.0	.0	.0	.0	.0	.0	3.2	2.7	2.2	1.8
7.	* .0	.0	.0	.0	.0	.0	.0	.0	.0	.0	.0	.0	.0	.0	.0	.0	3.3	2.9	2.4	1.9
8.	* .0	.0	.0	.0	.0	.0	.0	.0	.0	.0	.0	.0	.0	.0	.0	.0	3.5	3.0	2.6	2.1
9.	* .0	.0	.0	.0	.0	.0	.0	.0	.0	.0	.0	.0	.0	.0	.0	.0	3.6	3.2	2.7	2.4
10.	* .0	.0	.0	.0	.0	.0	.0	.0	.0	.0	.0	.0	.0	.0	.0	.0	3.7	3.4	2.9	2.5
11.	* .0	.0	.0	.0	.0	.0	.0	.0	.0	.0	.0	.0	.0	.0	.0	.0	3.9	3.5	3.1	2.7
12.	* .0	.0	.0	.0	.0	.0	.0	.0	.0	.0	.0	.0	.0	.0	.0	.0	4.0	3.7	3.3	2.8
13.	* .0	.0	.0	.0	.0	.0	.0	.0	.0	.0	.0	.0	.0	.0	.0	.0	4.2	3.8	3.4	3.0
14.	* .0	.0	.0	.0	.0	.0	.0	.0	.0	.0	.0	.0	.0	.0	.0	.0	4.3	4.0	3.6	3.2
15.	* .0	.0	.0	.0	.0	.0	.0	.0	.0	.0	.0	.0	.0	.0	.0	.0	4.5	4.2	3.8	3.5
16.	* .0	.0	.0	.0	.0	.0	.0	.0	.0	.0	.0	.0	.0	.0	.0	.0	4.6	4.3	4.0	3.6
17.	* .0	.0	.0	.0	.0	.0	.0	.0	.0	.0	.0	.0	.0	.0	.0	.0	4.8	4.5	4.1	3.8
18.	* .0	.0	.0	.0	.0	.0	.0	.0	.0	.0	.0	.0	.0	.0	.0	.0	4.9	4.6	4.4	4.0
19.	* .0	.0	.0	.0	.0	.0	.0	.0	.0	.0	.0	.0	.0	.0	.0	.0	5.0	4.8	4.5	4.1
20.	* .0	.0	.0	.0	.0	.0	.0	.0	.0	.0	.0	.0	.0	.0	.0	.0	5.2	4.9	4.6	4.3
21.	* .0	.0	.0	.0	.0	.0	.0	.0	.0	.0	.0	.0	.0	.0	.0	.0	5.3	5.0	4.8	4.4
22.	* .0	.0	.0	.0	.0	.0	.0	.0	.0	.0	.0	.0	.0	.0	.0	.0	5.4	5.1	4.9	4.5
23.	* .0	.0	.0	.0	.0	.0	.0	.0	.0	.0	.0	.0	.0	.0	.0	.0	5.4	5.2	5.0	4.6
24.	* .0	.0	.0	.0	.0	.0	.0	.0	.0	.0	.0	.0	.0	.0	.0	.0	5.5	5.3	5.0	4.8
25.	* .0	.0	.0	.0	.0	.0	.0	.0	.0	.0	.0	.0	.0	.0	.0	.0	5.4	5.3	5.1	4.8
26.	* .0	.0	.0	.0	.0	.0	.0	.0	.0	.0	.0	.0	.0	.0	.0	.0	5.5	5.3	5.0	4.8
27.	* .0	.0	.0	.0	.0	.0	.0	.0	.0	.0	.0	.0	.0	.0	.0	.0	5.4	5.3	5.1	4.9
28.	* .0	.0	.0	.0	.0	.0	.0	.0	.0	.0	.0	.0	.0	.0	.0	.0	5.4	5.2	5.1	4.9
29.	* .0	.0	.0	.0	.0	.0	.0	.0	.0	.0	.0	.0	.0	.0	.0	.0	5.2	5.2	5.0	4.8
30.	* .0	.0	.0	.0	.0	.0	.0	.0	.0	.0	.0	.0	.0	.0	.0	.0	5.2	5.0	4.8	4.8
31.	* .0	.0	.0	.0	.0	.0	.0	.0	.0	.0	.0	.0	.0	.0	.0	.0	5.0	4.9	4.8	4.6
32.	* .0	.0	.0	.0	.0	.0	.0	.0	.0	.0	.0	.0	.0	.0	.0	.0	4.9	4.7	4.7	4.5
33.	* .0	.0	.0	.0	.0	.0	.0	.0	.0	.0	.0	.0	.0	.0	.0	.0	4.7	4.6	4.5	4.4
34.	* .0	.0	.0	.0	.0	.0	.0	.0	.0	.0	.0	.0	.0	.0	.0	.0	4.5	4.4	4.4	4.2
35.	* .0	.0	.0	.0	.0	.0	.0	.0	.0	.0	.0	.0	.0	.0	.0	.0	4.3	4.2	4.2	4.1
36.	* .0	.0	.0	.0	.0	.0	.0	.0	.0	.0	.0	.0	.0	.0	.0	.0	4.1	4.0	4.0	3.9
37.	* .0	.0	.0	.0	.0	.0	.0	.0	.0	.0	.0	.0	.0	.0	.0	.0	3.9	3.8	3.8	3.7
38.	* .0	.0	.0	.0	.0	.0	.0	.0	.0	.0	.0	.0	.0	.0	.0	.0	3.7	3.6	3.5	3.5
39.	* .0	.0	.0	.0	.0	.0	.0	.0	.0	.0	.0	.0	.0	.0	.0	.0	3.5	3.4	3.3	3.3
40.	* .0	.0	.0	.0	.0	.0	.0	.0	.0	.0	.0	.0	.0	.0	.0	.0	3.2	3.2	3.1	3.1
41.	* .0	.0	.0	.0	.0	.0	.0	.0	.0	.0	.0	.0	.0	.0	.0	.0	3.0	2.9	2.8	2.9

JOB: HSS FDR Platform AQ 17 ft in Height RUN: FDR from 68th to 71st Streets

WIND ANGLE RANGE: 0.-360.

WIND ANGLE (DEGR)	* CONCENTRATION (PPM) REC41	REC42	REC43	REC44	REC45	REC46	REC47	REC48	REC49	REC50	REC51	REC52	REC53	REC54	REC55	REC56	REC57	REC58	REC59	REC60
42.	.0	.0	.0	.0	.0	.0	.0	.0	.0	.0	.0	.0	.0	.0	.0	.0	2.6	2.6	2.5	2.5
43.	.0	.0	.0	.0	.0	.0	.0	.0	.0	.0	.0	.0	.0	.0	.0	.0	2.4	2.4	2.3	2.3
44.	.0	.0	.0	.0	.0	.0	.0	.0	.0	.0	.0	.0	.0	.0	.0	.0	2.2	2.1	2.0	2.1
45.	.0	.0	.0	.0	.0	.0	.0	.0	.0	.0	.0	.0	.0	.0	.0	.0	1.9	2.0	1.9	1.9
46.	.0	.0	.0	.0	.0	.0	.0	.0	.0	.0	.0	.0	.0	.0	.0	.0	1.8	1.8	1.7	1.7
47.	.0	.0	.0	.0	.0	.0	.0	.0	.0	.0	.0	.0	.0	.0	.0	.0	1.6	1.5	1.5	1.4
48.	.0	.0	.0	.0	.0	.0	.0	.0	.0	.0	.0	.0	.0	.0	.0	.0	1.3	1.3	1.4	1.3
49.	.0	.0	.0	.0	.0	.0	.0	.0	.0	.0	.0	.0	.0	.0	.0	.0	1.2	1.2	1.1	1.1
50.	.0	.0	.0	.0	.0	.0	.0	.0	.0	.0	.0	.0	.0	.0	.0	.0	1.0	1.0	.9	1.0
51.	.0	.0	.0	.0	.0	.0	.0	.0	.0	.0	.0	.0	.0	.0	.0	.0	.9	.9	.8	.8
52.	.0	.0	.0	.0	.0	.0	.0	.0	.0	.0	.0	.0	.0	.0	.0	.0	.8	.8	.8	.7
53.	.0	.0	.0	.0	.0	.0	.0	.0	.0	.0	.0	.0	.0	.0	.0	.0	.6	.6	.6	.6
54.	.0	.0	.0	.0	.0	.0	.0	.0	.0	.0	.0	.0	.0	.0	.0	.0	.5	.5	.5	.5
55.	.0	.0	.0	.0	.0	.0	.0	.0	.0	.0	.0	.0	.0	.0	.0	.0	.5	.5	.5	.5
56.	.0	.0	.0	.0	.0	.0	.0	.0	.0	.0	.0	.0	.0	.0	.0	.0	.4	.4	.4	.4
57.	.0	.0	.0	.0	.0	.0	.0	.0	.0	.0	.0	.0	.0	.0	.0	.0	.4	.4	.4	.3
58.	.0	.0	.0	.0	.0	.0	.0	.0	.0	.0	.0	.0	.0	.0	.0	.0	.2	.2	.2	.2
59.	.0	.0	.0	.0	.0	.0	.0	.0	.0	.0	.0	.0	.0	.0	.0	.0	.2	.2	.2	.2
60.	.0	.0	.0	.0	.0	.0	.0	.0	.0	.0	.0	.0	.0	.0	.0	.0	.2	.2	.1	.1
61.	.0	.0	.0	.0	.0	.0	.0	.0	.0	.0	.0	.0	.0	.0	.0	.0	.1	.1	.1	.1
62.	.0	.0	.0	.0	.0	.0	.0	.0	.0	.0	.0	.0	.0	.0	.0	.0	.1	.1	.1	.1
63.	.0	.0	.0	.0	.0	.0	.0	.0	.0	.0	.0	.0	.0	.0	.0	.0	.1	.1	.1	.1
64.	.0	.0	.0	.0	.0	.0	.0	.0	.0	.0	.0	.0	.0	.0	.0	.0	.1	.1	.1	.1
65.	.0	.0	.0	.0	.0	.0	.0	.0	.0	.0	.0	.0	.0	.0	.0	.0	.1	.1	.0	.0
66.	.0	.0	.0	.0	.0	.0	.0	.0	.0	.0	.0	.0	.0	.0	.0	.0	.0	.0	.0	.0
67.	.0	.0	.0	.0	.0	.0	.0	.0	.0	.0	.0	.0	.0	.0	.0	.0	.0	.0	.0	.0
68.	.0	.0	.0	.0	.0	.0	.0	.0	.0	.0	.0	.0	.0	.0	.0	.0	.0	.0	.0	.0
69.	.0	.0	.0	.0	.0	.0	.0	.0	.0	.0	.0	.0	.0	.0	.0	.0	.0	.0	.0	.0
70.	.0	.0	.0	.0	.0	.0	.0	.0	.0	.0	.0	.0	.0	.0	.0	.0	.0	.0	.0	.0
71.	.0	.0	.0	.0	.0	.0	.0	.0	.0	.0	.0	.0	.0	.0	.0	.0	.0	.0	.0	.0
72.	.0	.0	.0	.0	.0	.0	.0	.0	.0	.0	.0	.0	.0	.0	.0	.0	.0	.0	.0	.0
73.	.0	.0	.0	.0	.0	.0	.0	.0	.0	.0	.0	.0	.0	.0	.0	.0	.0	.0	.0	.0
74.	.0	.0	.0	.0	.0	.0	.0	.0	.0	.0	.0	.0	.0	.0	.0	.0	.0	.0	.0	.0
75.	.0	.0	.0	.0	.0	.0	.0	.0	.0	.0	.0	.0	.0	.0	.0	.0	.0	.0	.0	.0
76.	.0	.0	.0	.0	.0	.0	.0	.0	.0	.0	.0	.0	.0	.0	.0	.0	.0	.0	.0	.0
77.	.0	.0	.0	.0	.0	.0	.0	.0	.0	.0	.0	.0	.0	.0	.0	.0	.0	.0	.0	.0
78.	.0	.0	.0	.0	.0	.0	.0	.0	.0	.0	.0	.0	.0	.0	.0	.0	.0	.0	.0	.0
79.	.0	.0	.0	.0	.0	.0	.0	.0	.0	.0	.0	.0	.0	.0	.0	.0	.0	.0	.0	.0
80.	.0	.0	.0	.0	.0	.0	.0	.0	.0	.0	.0	.0	.0	.0	.0	.0	.0	.0	.0	.0
81.	.0	.0	.0	.0	.0	.0	.0	.0	.0	.0	.0	.0	.0	.0	.0	.0	.0	.0	.0	.0
82.	.0	.0	.0	.0	.0	.0	.0	.0	.0	.0	.0	.0	.0	.0	.0	.0	.0	.0	.0	.0
83.	.0	.0	.0	.0	.0	.0	.0	.0	.0	.0	.0	.0	.0	.0	.0	.0	.0	.0	.0	.0
84.	.0	.0	.0	.0	.0	.0	.0	.0	.0	.0	.0	.0	.0	.0	.0	.0	.0	.0	.0	.0
85.	.0	.0	.0	.0	.0	.0	.0	.0	.0	.0	.0	.0	.0	.0	.0	.0	.0	.0	.0	.0
86.	.0	.0	.0	.0	.0	.0	.0	.0	.0	.0	.0	.0	.0	.0	.0	.0	.0	.0	.0	.0
87.	.0	.0	.0	.0	.0	.0	.0	.0	.0	.0	.0	.0	.0	.0	.0	.0	.0	.0	.0	.0
88.	.0	.0	.0	.0	.0	.0	.0	.0	.0	.0	.0	.0	.0	.0	.0	.0	.0	.0	.0	.0
89.	.0	.0	.0	.0	.0	.0	.0	.0	.0	.0	.0	.0	.0	.0	.0	.0	.0	.0	.0	.0
90.	.0	.0	.0	.0	.0	.0	.0	.0	.0	.0	.0	.0	.0	.0	.0	.0	.0	.0	.0	.0
91.	.0	.0	.0	.0	.0	.0	.0	.0	.0	.0	.0	.0	.0	.0	.0	.0	.0	.0	.0	.0
92.	.0	.0	.0	.0	.0	.0	.0	.0	.0	.0	.0	.0	.0	.0	.0	.0	.0	.0	.0	.0

JOB: HSS FDR Platform AQ 17 ft in Height RUN: FDR from 68th to 71st Streets

WIND ANGLE RANGE: 0.-360.

WIND ANGLE (DEGR)	*	CONCENTRATION (PPM) REC41	REC42	REC43	REC44	REC45	REC46	REC47	REC48	REC49	REC50	REC51	REC52	REC53	REC54	REC55	REC56	REC57	REC58	REC59	REC60
93.	*	.0	.0	.0	.0	.0	.0	.0	.0	.0	.0	.0	.0	.0	.0	.0	.0	.0	.0	.0	.0
94.	*	.0	.0	.0	.0	.0	.0	.0	.0	.0	.0	.0	.0	.0	.0	.0	.0	.0	.0	.0	.0
95.	*	.0	.0	.0	.0	.0	.0	.0	.0	.0	.0	.0	.0	.0	.0	.0	.0	.0	.0	.0	.0
96.	*	.0	.0	.0	.0	.0	.0	.0	.0	.0	.0	.0	.0	.0	.0	.0	.0	.0	.0	.0	.0
97.	*	.0	.0	.0	.0	.0	.0	.0	.0	.0	.0	.0	.0	.0	.0	.0	.0	.0	.0	.0	.0
98.	*	.0	.0	.0	.0	.0	.0	.0	.0	.0	.0	.0	.0	.0	.0	.0	.0	.0	.0	.0	.0
99.	*	.0	.0	.0	.0	.0	.0	.0	.0	.0	.0	.0	.0	.0	.0	.0	.0	.0	.0	.0	.0
100.	*	.0	.0	.0	.0	.0	.0	.0	.0	.0	.0	.0	.0	.0	.0	.0	.0	.0	.0	.0	.0
101.	*	.0	.0	.0	.0	.0	.0	.0	.0	.0	.0	.0	.0	.0	.0	.0	.0	.0	.0	.0	.0
102.	*	.0	.0	.0	.0	.0	.0	.0	.0	.0	.0	.0	.0	.0	.0	.0	.0	.0	.0	.0	.0
103.	*	.0	.0	.0	.0	.0	.0	.0	.0	.0	.0	.0	.0	.0	.0	.0	.0	.0	.0	.0	.0
104.	*	.0	.0	.0	.0	.0	.0	.0	.0	.0	.0	.0	.0	.0	.0	.0	.0	.0	.0	.0	.0
105.	*	.0	.0	.0	.0	.0	.0	.0	.0	.0	.0	.0	.0	.0	.0	.0	.0	.0	.0	.0	.0
106.	*	.0	.0	.0	.0	.0	.0	.0	.0	.0	.0	.0	.0	.0	.0	.0	.0	.0	.0	.0	.0
107.	*	.0	.0	.0	.0	.0	.0	.0	.0	.0	.0	.0	.0	.0	.0	.0	.0	.0	.0	.0	.0
108.	*	.0	.0	.0	.0	.0	.0	.0	.0	.0	.0	.0	.0	.0	.0	.0	.0	.0	.0	.0	.0
109.	*	.0	.0	.0	.0	.0	.0	.0	.0	.0	.0	.0	.0	.0	.0	.0	.0	.0	.0	.0	.0
110.	*	.0	.0	.0	.0	.0	.0	.0	.0	.0	.0	.0	.0	.0	.0	.0	.0	.0	.0	.0	.0
111.	*	.0	.0	.0	.0	.0	.0	.0	.0	.0	.0	.0	.0	.0	.0	.0	.0	.0	.0	.0	.0
112.	*	.0	.0	.0	.0	.0	.0	.0	.0	.0	.0	.0	.0	.0	.0	.0	.0	.0	.0	.0	.0
113.	*	.0	.0	.0	.0	.0	.0	.0	.0	.0	.0	.0	.0	.0	.0	.0	.0	.0	.0	.0	.0
114.	*	.0	.0	.0	.0	.0	.0	.0	.0	.0	.0	.0	.0	.0	.0	.0	.0	.0	.0	.0	.0
115.	*	.0	.0	.0	.0	.0	.0	.0	.0	.0	.0	.0	.0	.0	.0	.0	.0	.0	.0	.0	.0
116.	*	.0	.0	.0	.0	.0	.0	.0	.0	.0	.0	.0	.0	.0	.0	.0	.0	.0	.0	.0	.0
117.	*	.0	.0	.0	.0	.0	.0	.0	.0	.0	.0	.0	.0	.0	.0	.0	.0	.0	.0	.0	.0
118.	*	.0	.0	.0	.0	.0	.0	.0	.0	.0	.0	.0	.0	.0	.0	.0	.0	.0	.0	.0	.0
119.	*	.0	.0	.0	.0	.0	.0	.0	.0	.0	.0	.0	.0	.0	.0	.0	.0	.0	.0	.0	.0
120.	*	.0	.0	.0	.0	.0	.0	.0	.0	.0	.0	.0	.0	.0	.0	.0	.0	.0	.0	.0	.0
121.	*	.0	.0	.0	.0	.0	.0	.0	.0	.0	.0	.0	.0	.0	.0	.0	.0	.0	.0	.0	.0
122.	*	.0	.0	.0	.0	.0	.0	.0	.0	.0	.0	.0	.0	.0	.0	.0	.0	.0	.0	.0	.0
123.	*	.0	.0	.0	.0	.0	.0	.0	.0	.0	.0	.0	.0	.0	.0	.0	.0	.0	.0	.0	.0
124.	*	.0	.0	.0	.0	.0	.0	.0	.0	.0	.0	.0	.0	.0	.0	.0	.0	.0	.0	.0	.0
125.	*	.0	.0	.0	.0	.0	.0	.0	.0	.0	.0	.0	.0	.0	.0	.0	.0	.0	.0	.0	.0
126.	*	.0	.0	.0	.0	.0	.0	.0	.0	.0	.0	.0	.0	.0	.0	.0	.0	.0	.0	.0	.0
127.	*	.0	.0	.0	.0	.0	.0	.0	.0	.0	.0	.0	.0	.0	.0	.0	.0	.0	.0	.0	.0
128.	*	.0	.0	.0	.0	.0	.0	.0	.0	.0	.0	.0	.0	.0	.0	.0	.0	.0	.0	.0	.0
129.	*	.0	.0	.0	.0	.0	.0	.0	.0	.0	.0	.0	.0	.0	.0	.0	.0	.0	.0	.0	.0
130.	*	.0	.0	.0	.0	.0	.0	.0	.0	.0	.0	.0	.0	.0	.0	.0	.0	.0	.0	.0	.0
131.	*	.0	.0	.0	.0	.0	.0	.0	.0	.0	.0	.0	.0	.0	.0	.0	.0	.0	.0	.0	.0
132.	*	.0	.0	.0	.0	.0	.0	.0	.0	.0	.0	.0	.0	.0	.0	.0	.0	.0	.0	.0	.0
133.	*	.0	.0	.0	.0	.0	.0	.0	.0	.0	.0	.0	.0	.0	.0	.0	.0	.0	.0	.0	.0
134.	*	.0	.0	.0	.0	.0	.0	.0	.0	.0	.0	.0	.0	.0	.0	.0	.0	.0	.0	.0	.0
135.	*	.0	.0	.0	.0	.0	.0	.0	.0	.0	.0	.0	.0	.0	.0	.0	.0	.0	.0	.0	.0
136.	*	.0	.0	.0	.0	.0	.0	.0	.0	.0	.0	.0	.0	.0	.0	.0	.0	.0	.0	.0	.0
137.	*	.0	.0	.0	.0	.0	.0	.0	.0	.0	.0	.0	.0	.0	.0	.0	.0	.0	.0	.0	.0
138.	*	.0	.0	.0	.0	.0	.0	.0	.0	.0	.0	.0	.0	.0	.0	.0	.0	.0	.0	.0	.0
139.	*	.0	.0	.0	.0	.0	.0	.0	.0	.0	.0	.0	.0	.0	.0	.0	.0	.0	.0	.0	.0
140.	*	.0	.0	.0	.0	.0	.0	.0	.0	.0	.0	.0	.0	.0	.0	.0	.0	.0	.0	.0	.0
141.	*	.0	.0	.0	.0	.0	.0	.0	.0	.0	.0	.0	.0	.0	.0	.0	.0	.0	.0	.0	.0
142.	*	.0	.0	.0	.0	.0	.0	.0	.0	.0	.0	.0	.0	.0	.0	.0	.0	.0	.0	.0	.0
143.	*	.0	.0	.0	.0	.0	.0	.0	.0	.0	.0	.0	.0	.0	.0	.0	.0	.0	.0	.0	.0

JOB: HSS FDR Platform AQ 17 ft in Height RUN: FDR from 68th to 71st Streets

WIND ANGLE RANGE: 0.-360.

WIND ANGLE (DEGR)	*	CONCENTRATION (PPM) REC41	REC42	REC43	REC44	REC45	REC46	REC47	REC48	REC49	REC50	REC51	REC52	REC53	REC54	REC55	REC56	REC57	REC58	REC59	REC60
144.	*	.0	.0	.0	.0	.0	.0	.0	.0	.0	.0	.0	.0	.0	.0	.0	.0	.0	.0	.0	.0
145.	*	.0	.0	.0	.0	.0	.0	.0	.0	.0	.0	.0	.0	.0	.0	.0	.0	.0	.0	.0	.0
146.	*	.0	.0	.0	.0	.0	.0	.0	.0	.0	.0	.0	.0	.0	.0	.0	.0	.0	.0	.0	.0
147.	*	.0	.0	.0	.0	.0	.0	.0	.0	.0	.0	.0	.0	.0	.0	.0	.0	.0	.0	.0	.0
148.	*	.0	.0	.0	.0	.0	.0	.0	.0	.0	.0	.0	.0	.0	.0	.0	.0	.0	.0	.0	.0
149.	*	.0	.0	.0	.0	.0	.0	.0	.0	.0	.0	.0	.0	.0	.0	.0	.0	.0	.0	.0	.0
150.	*	.0	.0	.0	.0	.0	.0	.0	.0	.0	.0	.0	.0	.0	.0	.0	.0	.0	.0	.0	.0
151.	*	.0	.0	.0	.0	.0	.0	.0	.0	.0	.0	.0	.0	.0	.0	.0	.0	.0	.0	.0	.0
152.	*	.0	.0	.0	.0	.0	.0	.0	.0	.0	.0	.0	.0	.0	.0	.0	.0	.0	.0	.0	.0
153.	*	.0	.0	.0	.0	.0	.0	.0	.0	.0	.0	.0	.0	.0	.0	.0	.0	.0	.0	.0	.0
154.	*	.0	.0	.0	.0	.0	.0	.0	.0	.0	.0	.0	.0	.0	.0	.0	.0	.0	.0	.0	.0
155.	*	.0	.0	.0	.0	.0	.0	.0	.0	.0	.0	.0	.0	.0	.0	.0	.0	.0	.0	.0	.0
156.	*	.0	.0	.0	.0	.0	.0	.0	.0	.0	.0	.0	.0	.0	.0	.0	.0	.0	.0	.0	.0
157.	*	.0	.0	.0	.0	.0	.0	.0	.0	.0	.0	.0	.0	.0	.0	.0	.0	.0	.0	.0	.0
158.	*	.0	.0	.0	.0	.0	.0	.0	.0	.0	.0	.0	.0	.0	.0	.0	.0	.0	.0	.0	.0
159.	*	.0	.0	.0	.0	.0	.0	.0	.0	.0	.0	.0	.0	.0	.0	.0	.0	.0	.0	.0	.0
160.	*	.0	.0	.0	.0	.0	.0	.0	.0	.0	.0	.0	.0	.0	.0	.0	.0	.0	.0	.0	.0
161.	*	.0	.0	.0	.0	.0	.0	.0	.0	.0	.0	.0	.0	.0	.0	.0	.0	.0	.0	.0	.0
162.	*	.0	.0	.0	.0	.0	.0	.0	.0	.0	.0	.0	.0	.0	.0	.0	.0	.0	.0	.0	.0
163.	*	.0	.0	.0	.0	.0	.0	.0	.0	.0	.0	.0	.0	.0	.0	.0	.0	.0	.0	.0	.0
164.	*	.0	.0	.0	.0	.0	.0	.0	.0	.0	.0	.0	.0	.0	.0	.0	.0	.0	.0	.0	.0
165.	*	.0	.0	.0	.0	.0	.0	.0	.0	.0	.0	.0	.0	.0	.0	.0	.0	.0	.0	.0	.0
166.	*	.0	.0	.0	.0	.0	.0	.0	.0	.0	.0	.0	.0	.0	.0	.0	.0	.0	.0	.0	.0
167.	*	.0	.0	.0	.0	.0	.0	.0	.0	.0	.0	.0	.0	.0	.0	.0	.0	.0	.0	.0	.0
168.	*	.0	.0	.0	.0	.0	.0	.0	.0	.0	.0	.0	.0	.0	.0	.0	.0	.0	.0	.0	.0
169.	*	.0	.0	.0	.0	.0	.0	.0	.0	.0	.0	.0	.0	.0	.0	.0	.0	.0	.0	.0	.0
170.	*	.0	.0	.0	.0	.0	.0	.0	.0	.0	.0	.0	.0	.0	.0	.0	.0	.0	.0	.0	.0
171.	*	.0	.0	.0	.0	.0	.0	.0	.0	.0	.0	.0	.0	.0	.0	.0	.0	.0	.0	.0	.0
172.	*	.0	.0	.0	.0	.0	.0	.0	.0	.0	.0	.0	.0	.0	.0	.0	.0	.0	.0	.0	.0
173.	*	.0	.0	.0	.0	.0	.0	.0	.0	.0	.0	.0	.0	.0	.0	.0	.0	.0	.0	.0	.0
174.	*	.0	.0	.0	.0	.0	.0	.0	.0	.0	.0	.0	.0	.0	.0	.0	.0	.0	.0	.0	.0
175.	*	.0	.0	.0	.0	.0	.0	.0	.0	.0	.0	.0	.0	.0	.0	.0	.0	.0	.0	.0	.0
176.	*	.0	.0	.0	.0	.0	.0	.0	.0	.0	.0	.0	.0	.0	.0	.0	.0	.0	.0	.0	.0
177.	*	.0	.0	.0	.0	.0	.0	.0	.0	.0	.0	.0	.0	.0	.0	.0	.0	.0	.0	.0	.0
178.	*	.0	.0	.0	.0	.0	.0	.0	.0	.0	.0	.0	.0	.0	.0	.0	.0	.0	.0	.0	.0
179.	*	.0	.0	.0	.0	.0	.0	.0	.0	.0	.0	.0	.0	.0	.0	.0	.0	.0	.0	.0	.0
180.	*	.0	.0	.0	.0	.0	.0	.0	.0	.0	.0	.0	.0	.0	.0	.0	.0	.0	.0	.0	.0
181.	*	.0	.0	.0	.0	.0	.0	.0	.0	.0	.0	.0	.0	.0	.0	.0	.0	.0	.0	.0	.0
182.	*	.0	.0	.0	.0	.0	.0	.0	.0	.0	.0	.0	.0	.0	.0	.0	.0	.0	.0	.0	.0
183.	*	.0	.0	.0	.0	.0	.0	.0	.0	.0	.0	.0	.0	.0	.0	.0	.0	.0	.0	.0	.0
184.	*	.0	.0	.0	.0	.0	.0	.0	.0	.0	.0	.0	.0	.0	.0	.0	.0	.0	.0	.0	.0
185.	*	.0	.0	.0	.0	.0	.0	.0	.0	.0	.0	.0	.0	.0	.0	.0	.0	.0	.0	.0	.0
186.	*	.1	.0	.0	.0	.0	.0	.0	.0	.0	.0	.0	.0	.0	.0	.0	.0	.0	.0	.0	.0
187.	*	.1	.1	.1	.1	.1	.0	.0	.0	.0	.0	.0	.0	.0	.0	.0	.0	.0	.0	.0	.0
188.	*	.1	.1	.1	.1	.1	.1	.1	.1	.1	.1	.0	.0	.0	.0	.0	.0	.0	.0	.0	.0
189.	*	.1	.1	.1	.1	.1	.1	.1	.1	.1	.1	.1	.1	.1	.1	.0	.0	.0	.0	.0	.0
190.	*	.1	.1	.1	.1	.1	.1	.1	.1	.1	.1	.1	.1	.1	.1	.1	.1	.0	.0	.0	.0
191.	*	.3	.2	.2	.2	.2	.2	.2	.2	.1	.1	.1	.1	.1	.1	.1	.1	.0	.0	.0	.0
192.	*	.3	.3	.3	.3	.3	.2	.2	.2	.2	.2	.2	.2	.2	.2	.2	.2	.0	.0	.0	.0
193.	*	.3	.3	.3	.3	.3	.3	.3	.3	.3	.3	.2	.2	.2	.2	.2	.2	.0	.0	.0	.0
194.	*	.4	.4	.3	.3	.3	.3	.3	.3	.3	.3	.3	.3	.3	.3	.2	.2	.0	.0	.0	.0

JOB: HSS FDR Platform AQ 17 ft in Height RUN: FDR from 68th to 71st Streets

WIND ANGLE RANGE: 0.-360.

WIND ANGLE (DEGR)	*	CONCENTRATION (PPM) REC41	REC42	REC43	REC44	REC45	REC46	REC47	REC48	REC49	REC50	REC51	REC52	REC53	REC54	REC55	REC56	REC57	REC58	REC59	REC60
195.	*	.4	.4	.4	.4	.4	.3	.3	.3	.3	.3	.3	.3	.3	.3	.3	.3	.0	.0	.0	.0
196.	*	.6	.5	.5	.5	.5	.5	.4	.4	.4	.4	.3	.3	.3	.3	.3	.3	.0	.0	.0	.0
197.	*	.6	.6	.6	.6	.6	.5	.5	.5	.5	.5	.5	.5	.5	.5	.5	.4	.0	.0	.0	.0
198.	*	.7	.7	.7	.6	.6	.6	.6	.6	.6	.6	.5	.5	.5	.5	.5	.5	.0	.0	.0	.0
199.	*	.9	.9	.8	.8	.8	.8	.8	.7	.7	.7	.7	.6	.6	.6	.6	.5	.0	.0	.0	.0
200.	*	1.0	.9	.9	.9	.9	.8	.8	.8	.8	.8	.8	.7	.7	.7	.7	.7	.0	.0	.0	.0
201.	*	1.2	1.1	1.1	1.1	1.0	1.0	1.0	1.0	1.0	.9	.9	.8	.8	.8	.8	.8	.0	.0	.0	.0
202.	*	1.3	1.3	1.3	1.2	1.2	1.1	1.1	1.1	1.0	1.0	1.0	1.0	1.0	1.0	.9	.9	.0	.0	.0	.0
203.	*	1.4	1.4	1.4	1.3	1.3	1.3	1.3	1.2	1.2	1.2	1.2	1.2	1.1	1.1	1.0	1.0	.0	.0	.0	.0
204.	*	1.6	1.6	1.6	1.5	1.5	1.5	1.4	1.4	1.4	1.4	1.2	1.2	1.2	1.2	1.2	1.2	.0	.0	.0	.0
205.	*	1.8	1.8	1.8	1.7	1.7	1.7	1.6	1.5	1.5	1.4	1.4	1.4	1.4	1.3	1.3	1.3	.0	.0	.0	.0
206.	*	2.1	2.1	2.0	2.0	2.0	1.8	1.8	1.8	1.7	1.7	1.7	1.7	1.7	1.6	1.5	1.4	.0	.0	.0	.0
207.	*	2.3	2.3	2.2	2.2	2.1	2.0	2.0	2.0	1.9	1.9	1.9	1.7	1.7	1.7	1.7	1.7	.0	.0	.0	.0
208.	*	2.5	2.5	2.4	2.3	2.2	2.2	2.2	2.1	2.1	2.1	1.9	1.9	1.9	1.9	1.8	1.8	.0	.0	.0	.0
209.	*	2.7	2.7	2.6	2.5	2.4	2.4	2.3	2.3	2.2	2.1	2.1	2.1	2.1	2.0	2.0	1.9	.0	.0	.0	.0
210.	*	2.9	2.9	2.7	2.6	2.6	2.6	2.5	2.4	2.3	2.3	2.3	2.2	2.1	2.1	2.1	2.0	.0	.0	.0	.0
211.	*	3.1	3.0	2.9	2.8	2.8	2.7	2.6	2.5	2.5	2.5	2.4	2.3	2.3	2.2	2.2	2.2	.0	.0	.0	.0
212.	*	3.3	3.1	3.0	3.0	2.9	2.8	2.7	2.7	2.6	2.5	2.5	2.4	2.4	2.4	2.3	2.2	.0	.0	.0	.0
213.	*	3.4	3.2	3.2	3.1	3.0	2.9	2.9	2.8	2.7	2.7	2.6	2.6	2.4	2.4	2.4	2.4	.0	.0	.0	.0
214.	*	3.5	3.4	3.3	3.2	3.1	3.1	2.9	2.9	2.8	2.8	2.6	2.6	2.6	2.5	2.4	2.4	.0	.0	.0	.0
215.	*	3.6	3.5	3.4	3.3	3.2	3.1	3.0	3.0	2.8	2.8	2.8	2.6	2.6	2.6	2.5	2.4	.0	.0	.0	.0
216.	*	3.7	3.5	3.5	3.4	3.2	3.2	3.0	3.0	2.9	2.8	2.8	2.7	2.7	2.6	2.5	2.5	.0	.0	.0	.0
217.	*	3.7	3.6	3.6	3.4	3.3	3.2	3.1	3.0	2.9	2.9	2.8	2.7	2.7	2.6	2.5	2.5	.0	.0	.0	.0
218.	*	3.9	3.7	3.6	3.4	3.3	3.2	3.1	3.1	2.9	2.9	2.8	2.7	2.7	2.6	2.5	2.5	.0	.0	.0	.0
219.	*	3.9	3.8	3.6	3.6	3.3	3.3	3.1	3.1	2.9	2.9	2.8	2.7	2.6	2.6	2.5	2.5	.0	.0	.0	.0
220.	*	4.0	3.8	3.6	3.5	3.4	3.2	3.1	3.0	2.9	2.8	2.7	2.6	2.6	2.5	2.5	2.4	.0	.0	.0	.0
221.	*	3.9	3.7	3.6	3.5	3.3	3.3	3.0	3.0	2.8	2.8	2.6	2.6	2.6	2.4	2.4	2.4	.0	.0	.0	.0
222.	*	3.9	3.7	3.5	3.4	3.3	3.1	3.0	2.8	2.8	2.6	2.6	2.6	2.4	2.4	2.4	2.2	.0	.0	.0	.0
223.	*	3.7	3.6	3.5	3.3	3.2	3.1	2.9	2.8	2.7	2.6	2.5	2.4	2.4	2.2	2.2	2.2	.0	.0	.0	.0
224.	*	3.6	3.5	3.4	3.2	3.0	2.9	2.7	2.7	2.5	2.5	2.4	2.3	2.2	2.2	2.1	2.0	.0	.0	.0	.0
225.	*	3.6	3.4	3.2	3.0	3.0	2.7	2.7	2.5	2.5	2.3	2.3	2.2	2.1	2.0	2.0	1.9	.0	.0	.0	.0
226.	*	3.4	3.3	3.1	2.9	2.7	2.6	2.5	2.3	2.3	2.2	2.1	2.1	2.0	1.9	1.9	1.8	.0	.0	.0	.0
227.	*	3.3	3.1	2.9	2.8	2.6	2.4	2.3	2.3	2.1	2.1	1.9	1.9	1.9	1.8	1.7	1.7	.0	.0	.0	.0
228.	*	3.1	2.9	2.7	2.6	2.4	2.3	2.2	2.1	2.0	1.9	1.9	1.7	1.7	1.7	1.6	1.5	.0	.0	.0	.0
229.	*	2.9	2.8	2.5	2.4	2.2	2.1	2.0	1.9	1.9	1.7	1.7	1.7	1.5	1.5	1.5	1.4	.0	.0	.0	.0
230.	*	2.8	2.6	2.4	2.2	2.0	2.0	1.9	1.8	1.7	1.6	1.5	1.5	1.4	1.3	1.3	1.3	.0	.0	.0	.0
231.	*	2.6	2.3	2.2	2.0	1.9	1.8	1.7	1.6	1.5	1.5	1.3	1.3	1.3	1.2	1.2	1.1	.0	.0	.0	.0
232.	*	2.3	2.1	2.0	1.8	1.8	1.6	1.5	1.5	1.4	1.3	1.3	1.2	1.1	1.1	1.1	1.0	.0	.0	.0	.0
233.	*	2.1	1.9	1.8	1.6	1.6	1.5	1.4	1.3	1.3	1.1	1.1	1.1	1.0	1.0	.9	.9	.0	.0	.0	.0
234.	*	1.9	1.8	1.6	1.6	1.4	1.3	1.3	1.1	1.1	1.1	1.0	.9	.9	.8	.8	.8	.0	.0	.0	.0
235.	*	1.7	1.6	1.4	1.4	1.3	1.2	1.1	1.1	1.0	.9	.9	.8	.8	.7	.7	.6	.0	.0	.0	.0
236.	*	1.6	1.4	1.4	1.2	1.1	1.1	.9	.9	.9	.8	.8	.7	.6	.5	.5	.5	.0	.0	.0	.0
237.	*	1.4	1.3	1.2	1.1	1.0	.9	.9	.8	.8	.6	.6	.5	.5	.5	.5	.5	.0	.0	.0	.0
238.	*	1.3	1.2	1.1	.9	.9	.9	.8	.7	.6	.5	.5	.5	.5	.4	.3	.3	.0	.0	.0	.0
239.	*	1.2	1.0	.9	.9	.7	.7	.7	.5	.5	.5	.5	.3	.3	.3	.3	.3	.0	.0	.0	.0
240.	*	1.0	.9	.9	.7	.7	.5	.5	.5	.5	.3	.3	.3	.3	.3	.3	.3	.0	.0	.0	.0
241.	*	.9	.8	.7	.7	.5	.5	.4	.3	.3	.3	.3	.3	.3	.2	.2	.2	.0	.0	.0	.0
242.	*	.8	.7	.7	.5	.4	.4	.3	.3	.3	.3	.3	.2	.2	.2	.2	.2	.0	.0	.0	.0
243.	*	.7	.7	.5	.4	.3	.3	.3	.3	.3	.2	.2	.2	.2	.2	.1	.1	.0	.0	.0	.0
244.	*	.7	.4	.4	.3	.3	.3	.3	.2	.2	.2	.2	.2	.1	.1	.1	.1	.0	.0	.0	.0
245.	*	.5	.4	.3	.3	.3	.3	.2	.2	.2	.1	.1	.1	.1	.1	.1	.1	.0	.0	.0	.0

JOB: HSS FDR Platform AQ 17 ft in Height RUN: FDR from 68th to 71st Streets

WIND ANGLE RANGE: 0.-360.

WIND ANGLE (DEGR)	* CONCENTRATION (PPM) REC41	REC42	REC43	REC44	REC45	REC46	REC47	REC48	REC49	REC50	REC51	REC52	REC53	REC54	REC55	REC56	REC57	REC58	REC59	REC60
246.	.4	.3	.3	.3	.2	.2	.1	.1	.1	.1	.1	.1	.1	.0	.0	.0	.0	.0	.0	.0
247.	.3	.3	.3	.2	.1	.1	.1	.1	.1	.1	.1	.1	.0	.0	.0	.0	.0	.0	.0	.0
248.	.3	.3	.2	.1	.1	.1	.1	.1	.1	.1	.0	.0	.0	.0	.0	.0	.0	.0	.0	.0
249.	.3	.2	.1	.1	.1	.1	.1	.1	.0	.0	.0	.0	.0	.0	.0	.0	.0	.0	.0	.0
250.	.2	.1	.1	.1	.1	.1	.0	.0	.0	.0	.0	.0	.0	.0	.0	.0	.0	.0	.0	.0
251.	.1	.1	.1	.1	.1	.0	.0	.0	.0	.0	.0	.0	.0	.0	.0	.0	.0	.0	.0	.0
252.	.1	.1	.1	.1	.0	.0	.0	.0	.0	.0	.0	.0	.0	.0	.0	.0	.0	.0	.0	.0
253.	.1	.1	.1	.0	.0	.0	.0	.0	.0	.0	.0	.0	.0	.0	.0	.0	.0	.0	.0	.0
254.	.1	.1	.0	.0	.0	.0	.0	.0	.0	.0	.0	.0	.0	.0	.0	.0	.0	.0	.0	.0
255.	.1	.0	.0	.0	.0	.0	.0	.0	.0	.0	.0	.0	.0	.0	.0	.0	.0	.0	.0	.0
256.	.0	.0	.0	.0	.0	.0	.0	.0	.0	.0	.0	.0	.0	.0	.0	.0	.0	.0	.0	.0
257.	.0	.0	.0	.0	.0	.0	.0	.0	.0	.0	.0	.0	.0	.0	.0	.0	.0	.0	.0	.0
258.	.0	.0	.0	.0	.0	.0	.0	.0	.0	.0	.0	.0	.0	.0	.0	.0	.0	.0	.0	.0
259.	.0	.0	.0	.0	.0	.0	.0	.0	.0	.0	.0	.0	.0	.0	.0	.0	.0	.0	.0	.0
260.	.0	.0	.0	.0	.0	.0	.0	.0	.0	.0	.0	.0	.0	.0	.0	.0	.0	.0	.0	.0
261.	.0	.0	.0	.0	.0	.0	.0	.0	.0	.0	.0	.0	.0	.0	.0	.0	.0	.0	.0	.0
262.	.0	.0	.0	.0	.0	.0	.0	.0	.0	.0	.0	.0	.0	.0	.0	.0	.0	.0	.0	.0
263.	.0	.0	.0	.0	.0	.0	.0	.0	.0	.0	.0	.0	.0	.0	.0	.0	.0	.0	.0	.0
264.	.0	.0	.0	.0	.0	.0	.0	.0	.0	.0	.0	.0	.0	.0	.0	.0	.0	.0	.0	.0
265.	.0	.0	.0	.0	.0	.0	.0	.0	.0	.0	.0	.0	.0	.0	.0	.0	.0	.0	.0	.0
266.	.0	.0	.0	.0	.0	.0	.0	.0	.0	.0	.0	.0	.0	.0	.0	.0	.0	.0	.0	.0
267.	.0	.0	.0	.0	.0	.0	.0	.0	.0	.0	.0	.0	.0	.0	.0	.0	.0	.0	.0	.0
268.	.0	.0	.0	.0	.0	.0	.0	.0	.0	.0	.0	.0	.0	.0	.0	.0	.0	.0	.0	.0
269.	.0	.0	.0	.0	.0	.0	.0	.0	.0	.0	.0	.0	.0	.0	.0	.0	.0	.0	.0	.0
270.	.0	.0	.0	.0	.0	.0	.0	.0	.0	.0	.0	.0	.0	.0	.0	.0	.0	.0	.0	.0
271.	.0	.0	.0	.0	.0	.0	.0	.0	.0	.0	.0	.0	.0	.0	.0	.0	.0	.0	.0	.0
272.	.0	.0	.0	.0	.0	.0	.0	.0	.0	.0	.0	.0	.0	.0	.0	.0	.0	.0	.0	.0
273.	.0	.0	.0	.0	.0	.0	.0	.0	.0	.0	.0	.0	.0	.0	.0	.0	.0	.0	.0	.0
274.	.0	.0	.0	.0	.0	.0	.0	.0	.0	.0	.0	.0	.0	.0	.0	.0	.0	.0	.0	.0
275.	.0	.0	.0	.0	.0	.0	.0	.0	.0	.0	.0	.0	.0	.0	.0	.0	.0	.0	.0	.0
276.	.0	.0	.0	.0	.0	.0	.0	.0	.0	.0	.0	.0	.0	.0	.0	.0	.0	.0	.0	.0
277.	.0	.0	.0	.0	.0	.0	.0	.0	.0	.0	.0	.0	.0	.0	.0	.0	.0	.0	.0	.0
278.	.0	.0	.0	.0	.0	.0	.0	.0	.0	.0	.0	.0	.0	.0	.0	.0	.0	.0	.0	.0
279.	.0	.0	.0	.0	.0	.0	.0	.0	.0	.0	.0	.0	.0	.0	.0	.0	.0	.0	.0	.0
280.	.0	.0	.0	.0	.0	.0	.0	.0	.0	.0	.0	.0	.0	.0	.0	.0	.0	.0	.0	.0
281.	.0	.0	.0	.0	.0	.0	.0	.0	.0	.0	.0	.0	.0	.0	.0	.0	.0	.0	.0	.0
282.	.0	.0	.0	.0	.0	.0	.0	.0	.0	.0	.0	.0	.0	.0	.0	.0	.0	.0	.0	.0
283.	.0	.0	.0	.0	.0	.0	.0	.0	.0	.0	.0	.0	.0	.0	.0	.0	.0	.0	.0	.0
284.	.0	.0	.0	.0	.0	.0	.0	.0	.0	.0	.0	.0	.0	.0	.0	.0	.0	.0	.0	.0
285.	.0	.0	.0	.0	.0	.0	.0	.0	.0	.0	.0	.0	.0	.0	.0	.0	.0	.0	.0	.0
286.	.0	.0	.0	.0	.0	.0	.0	.0	.0	.0	.0	.0	.0	.0	.0	.0	.0	.0	.0	.0
287.	.0	.0	.0	.0	.0	.0	.0	.0	.0	.0	.0	.0	.0	.0	.0	.0	.0	.0	.0	.0
288.	.0	.0	.0	.0	.0	.0	.0	.0	.0	.0	.0	.0	.0	.0	.0	.0	.0	.0	.0	.0
289.	.0	.0	.0	.0	.0	.0	.0	.0	.0	.0	.0	.0	.0	.0	.0	.0	.0	.0	.0	.0
290.	.0	.0	.0	.0	.0	.0	.0	.0	.0	.0	.0	.0	.0	.0	.0	.0	.0	.0	.0	.0
291.	.0	.0	.0	.0	.0	.0	.0	.0	.0	.0	.0	.0	.0	.0	.0	.0	.0	.0	.0	.0
292.	.0	.0	.0	.0	.0	.0	.0	.0	.0	.0	.0	.0	.0	.0	.0	.0	.0	.0	.0	.0
293.	.0	.0	.0	.0	.0	.0	.0	.0	.0	.0	.0	.0	.0	.0	.0	.0	.0	.0	.0	.0
294.	.0	.0	.0	.0	.0	.0	.0	.0	.0	.0	.0	.0	.0	.0	.0	.0	.0	.0	.0	.0
295.	.0	.0	.0	.0	.0	.0	.0	.0	.0	.0	.0	.0	.0	.0	.0	.0	.0	.0	.0	.0
296.	.0	.0	.0	.0	.0	.0	.0	.0	.0	.0	.0	.0	.0	.0	.0	.0	.0	.0	.0	.0

JOB: HSS FDR Platform AQ 17 ft in Height RUN: FDR from 68th to 71st Streets

WIND ANGLE RANGE: 0.-360.

WIND ANGLE (DEGR)	*	CONCENTRATION (PPM) REC41	REC42	REC43	REC44	REC45	REC46	REC47	REC48	REC49	REC50	REC51	REC52	REC53	REC54	REC55	REC56	REC57	REC58	REC59	REC60
297.	*	.0	.0	.0	.0	.0	.0	.0	.0	.0	.0	.0	.0	.0	.0	.0	.0	.0	.0	.0	.0
298.	*	.0	.0	.0	.0	.0	.0	.0	.0	.0	.0	.0	.0	.0	.0	.0	.0	.0	.0	.0	.0
299.	*	.0	.0	.0	.0	.0	.0	.0	.0	.0	.0	.0	.0	.0	.0	.0	.0	.0	.0	.0	.0
300.	*	.0	.0	.0	.0	.0	.0	.0	.0	.0	.0	.0	.0	.0	.0	.0	.0	.0	.0	.0	.0
301.	*	.0	.0	.0	.0	.0	.0	.0	.0	.0	.0	.0	.0	.0	.0	.0	.0	.0	.0	.0	.0
302.	*	.0	.0	.0	.0	.0	.0	.0	.0	.0	.0	.0	.0	.0	.0	.0	.0	.0	.0	.0	.0
303.	*	.0	.0	.0	.0	.0	.0	.0	.0	.0	.0	.0	.0	.0	.0	.0	.0	.0	.0	.0	.0
304.	*	.0	.0	.0	.0	.0	.0	.0	.0	.0	.0	.0	.0	.0	.0	.0	.0	.0	.0	.0	.0
305.	*	.0	.0	.0	.0	.0	.0	.0	.0	.0	.0	.0	.0	.0	.0	.0	.0	.1	.0	.0	.0
306.	*	.0	.0	.0	.0	.0	.0	.0	.0	.0	.0	.0	.0	.0	.0	.0	.0	.1	.0	.0	.0
307.	*	.0	.0	.0	.0	.0	.0	.0	.0	.0	.0	.0	.0	.0	.0	.0	.0	.1	.0	.0	.0
308.	*	.0	.0	.0	.0	.0	.0	.0	.0	.0	.0	.0	.0	.0	.0	.0	.0	.1	.0	.0	.0
309.	*	.0	.0	.0	.0	.0	.0	.0	.0	.0	.0	.0	.0	.0	.0	.0	.0	.1	.0	.0	.0
310.	*	.0	.0	.0	.0	.0	.0	.0	.0	.0	.0	.0	.0	.0	.0	.0	.0	.1	.0	.0	.0
311.	*	.0	.0	.0	.0	.0	.0	.0	.0	.0	.0	.0	.0	.0	.0	.0	.0	.1	.0	.0	.0
312.	*	.0	.0	.0	.0	.0	.0	.0	.0	.0	.0	.0	.0	.0	.0	.0	.0	.1	.0	.0	.0
313.	*	.0	.0	.0	.0	.0	.0	.0	.0	.0	.0	.0	.0	.0	.0	.0	.0	.2	.0	.0	.0
314.	*	.0	.0	.0	.0	.0	.0	.0	.0	.0	.0	.0	.0	.0	.0	.0	.0	.2	.0	.0	.0
315.	*	.0	.0	.0	.0	.0	.0	.0	.0	.0	.0	.0	.0	.0	.0	.0	.0	.2	.0	.0	.0
316.	*	.0	.0	.0	.0	.0	.0	.0	.0	.0	.0	.0	.0	.0	.0	.0	.0	.2	.0	.0	.0
317.	*	.0	.0	.0	.0	.0	.0	.0	.0	.0	.0	.0	.0	.0	.0	.0	.0	.2	.0	.0	.0
318.	*	.0	.0	.0	.0	.0	.0	.0	.0	.0	.0	.0	.0	.0	.0	.0	.0	.2	.1	.0	.0
319.	*	.0	.0	.0	.0	.0	.0	.0	.0	.0	.0	.0	.0	.0	.0	.0	.0	.3	.1	.0	.0
320.	*	.0	.0	.0	.0	.0	.0	.0	.0	.0	.0	.0	.0	.0	.0	.0	.0	.4	.1	.0	.0
321.	*	.0	.0	.0	.0	.0	.0	.0	.0	.0	.0	.0	.0	.0	.0	.0	.0	.4	.1	.0	.0
322.	*	.0	.0	.0	.0	.0	.0	.0	.0	.0	.0	.0	.0	.0	.0	.0	.0	.4	.1	.0	.0
323.	*	.0	.0	.0	.0	.0	.0	.0	.0	.0	.0	.0	.0	.0	.0	.0	.0	.4	.1	.0	.0
324.	*	.0	.0	.0	.0	.0	.0	.0	.0	.0	.0	.0	.0	.0	.0	.0	.0	.5	.1	.0	.0
325.	*	.0	.0	.0	.0	.0	.0	.0	.0	.0	.0	.0	.0	.0	.0	.0	.0	.5	.1	.0	.0
326.	*	.0	.0	.0	.0	.0	.0	.0	.0	.0	.0	.0	.0	.0	.0	.0	.0	.5	.1	.0	.0
327.	*	.0	.0	.0	.0	.0	.0	.0	.0	.0	.0	.0	.0	.0	.0	.0	.0	.6	.1	.0	.0
328.	*	.0	.0	.0	.0	.0	.0	.0	.0	.0	.0	.0	.0	.0	.0	.0	.0	.6	.1	.0	.0
329.	*	.0	.0	.0	.0	.0	.0	.0	.0	.0	.0	.0	.0	.0	.0	.0	.0	.6	.2	.0	.0
330.	*	.0	.0	.0	.0	.0	.0	.0	.0	.0	.0	.0	.0	.0	.0	.0	.0	.8	.2	.1	.0
331.	*	.0	.0	.0	.0	.0	.0	.0	.0	.0	.0	.0	.0	.0	.0	.0	.0	.8	.2	.1	.0
332.	*	.0	.0	.0	.0	.0	.0	.0	.0	.0	.0	.0	.0	.0	.0	.0	.0	.8	.2	.1	.0
333.	*	.0	.0	.0	.0	.0	.0	.0	.0	.0	.0	.0	.0	.0	.0	.0	.0	.8	.2	.1	.0
334.	*	.0	.0	.0	.0	.0	.0	.0	.0	.0	.0	.0	.0	.0	.0	.0	.0	.9	.3	.1	.0
335.	*	.0	.0	.0	.0	.0	.0	.0	.0	.0	.0	.0	.0	.0	.0	.0	.0	.9	.3	.1	.0
336.	*	.0	.0	.0	.0	.0	.0	.0	.0	.0	.0	.0	.0	.0	.0	.0	.0	1.0	.3	.1	.1
337.	*	.0	.0	.0	.0	.0	.0	.0	.0	.0	.0	.0	.0	.0	.0	.0	.0	1.0	.5	.2	.1
338.	*	.0	.0	.0	.0	.0	.0	.0	.0	.0	.0	.0	.0	.0	.0	.0	.0	1.0	.6	.2	.1
339.	*	.0	.0	.0	.0	.0	.0	.0	.0	.0	.0	.0	.0	.0	.0	.0	.0	1.1	.6	.2	.1
340.	*	.0	.0	.0	.0	.0	.0	.0	.0	.0	.0	.0	.0	.0	.0	.0	.0	1.1	.6	.2	.1
341.	*	.0	.0	.0	.0	.0	.0	.0	.0	.0	.0	.0	.0	.0	.0	.0	.0	1.2	.6	.2	.1
342.	*	.0	.0	.0	.0	.0	.0	.0	.0	.0	.0	.0	.0	.0	.0	.0	.0	1.2	.7	.3	.1
343.	*	.0	.0	.0	.0	.0	.0	.0	.0	.0	.0	.0	.0	.0	.0	.0	.0	1.3	.7	.3	.1
344.	*	.0	.0	.0	.0	.0	.0	.0	.0	.0	.0	.0	.0	.0	.0	.0	.0	1.3	.7	.5	.2
345.	*	.0	.0	.0	.0	.0	.0	.0	.0	.0	.0	.0	.0	.0	.0	.0	.0	1.4	.8	.5	.2
346.	*	.0	.0	.0	.0	.0	.0	.0	.0	.0	.0	.0	.0	.0	.0	.0	.0	1.5	.9	.6	.2
347.	*	.0	.0	.0	.0	.0	.0	.0	.0	.0	.0	.0	.0	.0	.0	.0	.0	1.5	.9	.6	.2

JOB: HSS FDR Platform AQ 17 ft in Height RUN: FDR from 68th to 71st Streets

WIND ANGLE RANGE: 0.-360.

WIND ANGLE (DEGR)	*	CONCENTRATION (PPM) REC41	REC42	REC43	REC44	REC45	REC46	REC47	REC48	REC49	REC50	REC51	REC52	REC53	REC54	REC55	REC56	REC57	REC58	REC59	REC60
348.	*	.0	.0	.0	.0	.0	.0	.0	.0	.0	.0	.0	.0	.0	.0	.0	.0	1.5	1.0	.6	.2
349.	*	.0	.0	.0	.0	.0	.0	.0	.0	.0	.0	.0	.0	.0	.0	.0	.0	1.6	1.0	.6	.3
350.	*	.0	.0	.0	.0	.0	.0	.0	.0	.0	.0	.0	.0	.0	.0	.0	.0	1.7	1.0	.7	.5
351.	*	.0	.0	.0	.0	.0	.0	.0	.0	.0	.0	.0	.0	.0	.0	.0	.0	1.7	1.2	.7	.5
352.	*	.0	.0	.0	.0	.0	.0	.0	.0	.0	.0	.0	.0	.0	.0	.0	.0	1.8	1.2	.9	.6
353.	*	.0	.0	.0	.0	.0	.0	.0	.0	.0	.0	.0	.0	.0	.0	.0	.0	1.9	1.2	.9	.6
354.	*	.0	.0	.0	.0	.0	.0	.0	.0	.0	.0	.0	.0	.0	.0	.0	.0	1.9	1.4	.9	.6
355.	*	.0	.0	.0	.0	.0	.0	.0	.0	.0	.0	.0	.0	.0	.0	.0	.0	2.0	1.4	1.0	.7
356.	*	.0	.0	.0	.0	.0	.0	.0	.0	.0	.0	.0	.0	.0	.0	.0	.0	2.1	1.5	1.1	.8
357.	*	.0	.0	.0	.0	.0	.0	.0	.0	.0	.0	.0	.0	.0	.0	.0	.0	2.2	1.6	1.2	.9
358.	*	.0	.0	.0	.0	.0	.0	.0	.0	.0	.0	.0	.0	.0	.0	.0	.0	2.2	1.7	1.2	.9
359.	*	.0	.0	.0	.0	.0	.0	.0	.0	.0	.0	.0	.0	.0	.0	.0	.0	2.4	1.8	1.4	1.0
360.	*	.0	.0	.0	.0	.0	.0	.0	.0	.0	.0	.0	.0	.0	.0	.0	.0	2.4	1.9	1.5	1.1
MAX	*	4.0	3.8	3.6	3.6	3.4	3.3	3.1	3.1	2.9	2.9	2.8	2.7	2.7	2.6	2.5	2.5	5.5	5.3	5.1	4.9
DEGR.	*	220	219	219	219	220	219	217	218	216	217	215	216	216	215	215	216	24	26	27	27

THE HIGHEST CONCENTRATION OF 5.60 PPM OCCURRED AT RECEPTOR REC1 .

```
'HSS FDR Platform AQ 1000 m in Height' 60. 175.  0. 0.  60   0.3048  1  0
'RECEPTOR 1 '         34.      -23.       6.0
'RECEPTOR 2 '         48.       -4.       6.0
'RECEPTOR 3 '         62.       17.       6.0
'RECEPTOR 4 '         75.       37.       6.0
'RECEPTOR 5 '         89.       57.       6.0
'RECEPTOR 6 '        103.       77.       6.0
'RECEPTOR 7 '        117.       97.       6.0
'RECEPTOR 8 '        130.      117.       6.0
'RECEPTOR 9 '        144.      137.       6.0
'RECEPTOR 10'        158.      158.       6.0
'RECEPTOR 11'        172.      178.       6.0
'RECEPTOR 12'        186.      198.       6.0
'RECEPTOR 13'        199.      218.       6.0
'RECEPTOR 14'        213.      238.       6.0
'RECEPTOR 15'        227.      258.       6.0
'RECEPTOR 16'        241.      278.       6.0
'RECEPTOR 17'        255.      299.       6.0
'RECEPTOR 18'        268.      319.       6.0
'RECEPTOR 19'        282.      339.       6.0
'RECEPTOR 20'        296.      359.       6.0
'RECEPTOR 21'        310.      379.       6.0
'RECEPTOR 22'        323.      399.       6.0
'RECEPTOR 23'        337.      419.       6.0
'RECEPTOR 24'        351.      440.       6.0
'RECEPTOR 25'        365.      460.       6.0
'RECEPTOR 26'        379.      480.       6.0
'RECEPTOR 27'        392.      500.       6.0
'RECEPTOR 28'        406.      520.       6.0
'RECEPTOR 29'        420.      540.       6.0
'RECEPTOR 30'        434.      561.       6.0
'RECEPTOR 31'        447.      581.       6.0
'RECEPTOR 32'        461.      601.       6.0
'RECEPTOR 33'        475.      621.       6.0
'RECEPTOR 34'        489.      641.       6.0
'RECEPTOR 35'        503.      661.       6.0
'RECEPTOR 36'        516.      681.       6.0
'RECEPTOR 37'        530.      702.       6.0
'RECEPTOR 38'        544.      722.       6.0
'RECEPTOR 39'        558.      742.       6.0
'RECEPTOR 40'        571.      762.       6.0
'RECEPTOR 41'        585.      782.       6.0
'RECEPTOR 42'        599.      802.       6.0
'RECEPTOR 43'        613.      822.       6.0
'RECEPTOR 44'        627.      843.       6.0
'RECEPTOR 45'        640.      863.       6.0
'RECEPTOR 46'        654.      883.       6.0
'RECEPTOR 47'        668.      903.       6.0
'RECEPTOR 48'        682.      923.       6.0
'RECEPTOR 49'        696.      943.       6.0
'RECEPTOR 50'        709.      964.       6.0
'RECEPTOR 51'        723.      984.       6.0
'RECEPTOR 52'        737.     1004.       6.0
'RECEPTOR 53'        751.     1024.       6.0
'RECEPTOR 54'        764.     1044.       6.0
'RECEPTOR 55'        778.     1064.       6.0
'RECEPTOR 56'        792.     1084.       6.0
```

```
'RECEPTOR 57'         20.       -44.       6.0
'RECEPTOR 58'          6.       -64.       6.0
'RECEPTOR 59'         -7.       -84.       6.0
'RECEPTOR 60'        -21.      -104.       6.0

'FDR from 68th to 71st Streets'     3  1  0  'C'
  1
'FDR N/B 68th-71st Sts'  'AG'    15.    -10.    438.    608. 5114.  4.67  0. 36.
  1
'FDR S/B 68th-71st Sts'  'AG'   -15.     10.    408.    628. 5279.  4.52  0. 36.
  1
'FDR Service Rd 68-71 '  'AG'   -38.     26.    385.    644.  440.  5.32  0. 32.

1.0  0. 4 1000. 0.  'Y' 1  0 360
```

JOB: HSS FDR Platform AQ 1000 m in Height RUN: FDR from 68th to 71st Streets

DATE : 7/24/ 8
TIME : 12:36:32

The MODE flag has been set to C for calculating CO averages.

SITE & METEOROLOGICAL VARIABLES

VS = .0 CM/S VD = .0 CM/S Z0 = 175. CM
U = 1.0 M/S CLAS = 4 (D) ATIM = 60. MINUTES MIXH = 1000. M AMB = .0 PPM

LINK VARIABLES

LINK DESCRIPTION	LINK COORDINATES (FT) X1	Y1	X2	Y2	LENGTH (FT)	BRG (DEG)	TYPE	VPH	EF (G/MI)	H (FT)	W (FT)	V/C	QUEUE (VEH)
1. FDR N/B 68th-71st St	15.0	-10.0	438.0	608.0	749.	34.	AG	5114.	4.7	.0	36.0		
2. FDR S/B 68th-71st St	-15.0	10.0	408.0	628.0	749.	34.	AG	5279.	4.5	.0	36.0		
3. FDR Service Rd 68-71	-38.0	26.0	385.0	644.0	749.	34.	AG	440.	5.3	.0	32.0		

JOB: HSS FDR Platform AQ 1000 m in Height RUN: FDR from 68th to 71st Streets

DATE : 7/24/ 8
TIME : 12:36:32

ADDITIONAL QUEUE LINK PARAMETERS

LINK DESCRIPTION	CYCLE LENGTH (SEC)	RED TIME (SEC)	CLEARANCE LOST TIME (SEC)	APPROACH VOL (VPH)	SATURATION FLOW RATE (VPH)	IDLE EM FAC (gm/hr)	SIGNAL TYPE	ARRIVAL RATE

RECEPTOR LOCATIONS

RECEPTOR	COORDINATES (FT) X	Y	Z
1. RECEPTOR 1	34.0	-23.0	6.0
2. RECEPTOR 2	48.0	-4.0	6.0
3. RECEPTOR 3	62.0	17.0	6.0
4. RECEPTOR 4	75.0	37.0	6.0
5. RECEPTOR 5	89.0	57.0	6.0
6. RECEPTOR 6	103.0	77.0	6.0
7. RECEPTOR 7	117.0	97.0	6.0
8. RECEPTOR 8	130.0	117.0	6.0
9. RECEPTOR 9	144.0	137.0	6.0
10. RECEPTOR 10	158.0	158.0	6.0
11. RECEPTOR 11	172.0	178.0	6.0
12. RECEPTOR 12	186.0	198.0	6.0
13. RECEPTOR 13	199.0	218.0	6.0
14. RECEPTOR 14	213.0	238.0	6.0
15. RECEPTOR 15	227.0	258.0	6.0
16. RECEPTOR 16	241.0	278.0	6.0
17. RECEPTOR 17	255.0	299.0	6.0
18. RECEPTOR 18	268.0	319.0	6.0
19. RECEPTOR 19	282.0	339.0	6.0
20. RECEPTOR 20	296.0	359.0	6.0
21. RECEPTOR 21	310.0	379.0	6.0
22. RECEPTOR 22	323.0	399.0	6.0
23. RECEPTOR 23	337.0	419.0	6.0
24. RECEPTOR 24	351.0	440.0	6.0
25. RECEPTOR 25	365.0	460.0	6.0
26. RECEPTOR 26	379.0	480.0	6.0
27. RECEPTOR 27	392.0	500.0	6.0
28. RECEPTOR 28	406.0	520.0	6.0
29. RECEPTOR 29	420.0	540.0	6.0
30. RECEPTOR 30	434.0	561.0	6.0
31. RECEPTOR 31	447.0	581.0	6.0
32. RECEPTOR 32	461.0	601.0	6.0
33. RECEPTOR 33	475.0	621.0	6.0
34. RECEPTOR 34	489.0	641.0	6.0
35. RECEPTOR 35	503.0	661.0	6.0
36. RECEPTOR 36	516.0	681.0	6.0
37. RECEPTOR 37	530.0	702.0	6.0
38. RECEPTOR 38	544.0	722.0	6.0
39. RECEPTOR 39	558.0	742.0	6.0
40. RECEPTOR 40	571.0	762.0	6.0
41. RECEPTOR 41	585.0	782.0	6.0
42. RECEPTOR 42	599.0	802.0	6.0
43. RECEPTOR 43	613.0	822.0	6.0
44. RECEPTOR 44	627.0	843.0	6.0
45. RECEPTOR 45	640.0	863.0	6.0

JOB: HSS FDR Platform AQ 1000 m in Height RUN: FDR from 68th to 71st Streets

DATE : 7/24/ 8
TIME : 12:36:32

RECEPTOR LOCATIONS

RECEPTOR	COORDINATES (FT) X	Y	Z
46. RECEPTOR 46	654.0	883.0	6.0
47. RECEPTOR 47	668.0	903.0	6.0
48. RECEPTOR 48	682.0	923.0	6.0
49. RECEPTOR 49	696.0	943.0	6.0
50. RECEPTOR 50	709.0	964.0	6.0
51. RECEPTOR 51	723.0	984.0	6.0
52. RECEPTOR 52	737.0	1004.0	6.0
53. RECEPTOR 53	751.0	1024.0	6.0
54. RECEPTOR 54	764.0	1044.0	6.0
55. RECEPTOR 55	778.0	1064.0	6.0
56. RECEPTOR 56	792.0	1084.0	6.0
57. RECEPTOR 57	20.0	-44.0	6.0
58. RECEPTOR 58	6.0	-64.0	6.0
59. RECEPTOR 59	-7.0	-84.0	6.0
60. RECEPTOR 60	-21.0	-104.0	6.0

JOB: HSS FDR Platform AQ 1000 m in Height RUN: FDR from 68th to 71st Streets

MODEL RESULTS

REMARKS : In search of the angle corresponding to the maximum concentration, only the first angle, of the angles with same maximum concentrations, is indicated as maximum.

WIND ANGLE RANGE: 0.-360.

WIND ANGLE (DEGR)	* CONCENTRATION (PPM) REC1	REC2	REC3	REC4	REC5	REC6	REC7	REC8	REC9	REC10	REC11	REC12	REC13	REC14	REC15	REC16	REC17	REC18	REC19	REC20
0.	* 1.5	1.5	1.5	1.5	1.5	1.5	1.5	1.5	1.5	1.5	1.5	1.5	1.5	1.5	1.5	1.5	1.5	1.5	1.5	1.5
1.	* 1.5	1.5	1.5	1.5	1.5	1.5	1.5	1.5	1.5	1.5	1.5	1.5	1.5	1.5	1.5	1.5	1.5	1.5	1.5	1.5
2.	* 1.5	1.5	1.5	1.5	1.5	1.5	1.5	1.5	1.5	1.5	1.5	1.5	1.5	1.5	1.5	1.5	1.5	1.5	1.5	1.5
3.	* 1.5	1.5	1.5	1.5	1.5	1.5	1.5	1.5	1.5	1.5	1.5	1.5	1.5	1.5	1.5	1.5	1.5	1.5	1.5	1.5
4.	* 1.5	1.5	1.5	1.5	1.5	1.5	1.5	1.5	1.5	1.5	1.5	1.5	1.5	1.5	1.5	1.5	1.5	1.5	1.5	1.5
5.	* 1.6	1.5	1.5	1.5	1.5	1.5	1.5	1.5	1.5	1.5	1.5	1.5	1.5	1.5	1.5	1.5	1.5	1.5	1.5	1.5
6.	* 1.7	1.5	1.5	1.7	1.7	1.5	1.5	1.6	1.5	1.6	1.5	1.5	1.6	1.5	1.5	1.5	1.5	1.5	1.5	1.5
7.	* 1.7	1.7	1.7	1.7	1.7	1.7	1.6	1.7	1.6	1.6	1.6	1.6	1.6	1.6	1.5	1.5	1.5	1.6	1.5	1.5
8.	* 1.7	1.7	1.7	1.7	1.7	1.7	1.7	1.7	1.6	1.6	1.6	1.6	1.6	1.6	1.6	1.6	1.6	1.6	1.6	1.5
9.	* 1.7	1.7	1.7	1.7	1.7	1.7	1.7	1.7	1.7	1.7	1.6	1.6	1.6	1.6	1.6	1.6	1.6	1.6	1.6	1.6
10.	* 1.7	1.7	1.7	1.7	1.7	1.7	1.7	1.7	1.7	1.7	1.6	1.6	1.6	1.6	1.6	1.6	1.6	1.6	1.6	1.6
11.	* 1.7	1.7	1.7	1.7	1.7	1.7	1.7	1.7	1.7	1.7	1.6	1.6	1.6	1.6	1.6	1.6	1.6	1.6	1.6	1.6
12.	* 1.7	1.7	1.7	1.7	1.7	1.7	1.7	1.7	1.7	1.7	1.6	1.6	1.6	1.6	1.6	1.6	1.6	1.6	1.6	1.6
13.	* 1.8	1.7	1.7	1.8	1.8	1.7	1.7	1.7	1.7	1.7	1.6	1.6	1.6	1.6	1.6	1.6	1.6	1.6	1.6	1.6
14.	* 1.8	1.8	1.8	1.8	1.8	1.8	1.7	1.8	1.8	1.7	1.6	1.6	1.7	1.6	1.6	1.6	1.6	1.6	1.6	1.6
15.	* 1.8	1.8	1.8	1.8	1.8	1.8	1.8	1.8	1.8	1.8	1.7	1.7	1.7	1.7	1.7	1.6	1.7	1.7	1.6	1.6
16.	* 1.8	1.8	1.8	1.8	1.8	1.8	1.8	1.8	1.7	1.7	1.7	1.7	1.7	1.7	1.7	1.7	1.7	1.7	1.6	1.5
17.	* 1.8	1.8	1.8	1.8	1.8	1.8	1.8	1.8	1.7	1.7	1.7	1.7	1.7	1.7	1.7	1.7	1.7	1.7	1.5	1.5
18.	* 1.9	1.8	1.8	1.8	1.8	1.8	1.7	1.7	1.7	1.7	1.7	1.7	1.7	1.7	1.7	1.7	1.7	1.7	1.5	1.5
19.	* 1.9	1.8	1.8	1.9	1.8	1.7	1.7	1.7	1.7	1.7	1.7	1.7	1.7	1.7	1.7	1.7	1.7	1.6	1.5	1.5
20.	* 1.9	1.8	1.7	1.8	1.7	1.7	1.7	1.7	1.7	1.7	1.7	1.7	1.7	1.7	1.7	1.5	1.6	1.6	1.5	1.5
21.	* 1.9	1.7	1.7	1.8	1.7	1.7	1.7	1.7	1.7	1.7	1.7	1.7	1.7	1.7	1.7	1.5	1.5	1.6	1.5	1.5
22.	* 1.8	1.7	1.7	1.8	1.7	1.7	1.7	1.7	1.7	1.7	1.7	1.7	1.7	1.6	1.6	1.5	1.5	1.5	1.5	1.5
23.	* 1.8	1.7	1.7	1.7	1.7	1.7	1.7	1.7	1.7	1.7	1.7	1.7	1.6	1.6	1.5	1.5	1.5	1.5	1.5	1.4
24.	* 1.7	1.7	1.7	1.7	1.7	1.7	1.7	1.7	1.7	1.7	1.6	1.6	1.6	1.6	1.5	1.5	1.5	1.5	1.4	1.4
25.	* 1.7	1.7	1.7	1.7	1.7	1.7	1.7	1.7	1.6	1.6	1.6	1.5	1.6	1.5	1.5	1.5	1.5	1.4	1.4	1.3
26.	* 1.7	1.7	1.7	1.7	1.7	1.7	1.6	1.6	1.6	1.6	1.5	1.5	1.5	1.5	1.5	1.5	1.4	1.4	1.3	1.3
27.	* 1.7	1.7	1.7	1.7	1.6	1.6	1.5	1.6	1.5	1.5	1.5	1.5	1.5	1.5	1.4	1.3	1.3	1.4	1.3	1.3
28.	* 1.7	1.5	1.5	1.6	1.5	1.5	1.5	1.5	1.5	1.5	1.5	1.5	1.5	1.4	1.3	1.3	1.3	1.3	1.3	1.2
29.	* 1.6	1.5	1.5	1.5	1.5	1.5	1.5	1.5	1.5	1.5	1.5	1.3	1.4	1.3	1.3	1.3	1.3	1.3	1.3	1.1
30.	* 1.5	1.5	1.5	1.5	1.5	1.5	1.4	1.5	1.4	1.4	1.3	1.3	1.3	1.3	1.3	1.2	1.3	1.3	1.1	1.1
31.	* 1.5	1.4	1.5	1.5	1.5	1.4	1.3	1.3	1.3	1.3	1.3	1.3	1.3	1.3	1.2	1.2	1.1	1.1	1.1	1.1
32.	* 1.5	1.4	1.4	1.3	1.3	1.3	1.3	1.3	1.3	1.3	1.3	1.2	1.3	1.2	1.2	1.1	1.1	1.1	1.1	1.0
33.	* 1.3	1.3	1.3	1.3	1.3	1.3	1.2	1.3	1.2	1.2	1.2	1.2	1.2	1.1	1.1	1.0	1.0	1.1	1.0	1.0
34.	* 1.3	1.2	1.2	1.3	1.2	1.2	1.2	1.2	1.2	1.2	1.2	1.1	1.1	1.1	1.0	1.0	1.0	1.0	1.0	.8
35.	* 1.2	1.2	1.2	1.2	1.2	1.2	1.2	1.2	1.1	1.1	1.0	1.0	1.0	1.0	1.0	1.0	1.0	1.0	.8	.8
36.	* 1.2	1.1	1.1	1.2	1.2	1.0	1.0	1.0	1.0	1.0	1.0	1.0	1.0	1.0	.9	.9	.9	.8	.8	.8
37.	* 1.1	1.0	1.0	1.0	1.0	1.0	1.0	1.0	1.0	1.0	1.0	.9	.9	.9	.9	.8	.8	.8	.8	.7
38.	* 1.0	.9	1.0	1.0	1.0	.9	.9	.9	.9	.9	.9	.9	.9	.9	.8	.7	.7	.7	.7	.7
39.	* .9	.9	.9	.9	.9	.9	.9	.9	.9	.9	.9	.7	.8	.7	.7	.7	.7	.7	.7	.7
40.	* .9	.9	.9	.9	.9	.8	.8	.8	.8	.7	.7	.7	.7	.7	.7	.7	.7	.7	.6	.6
41.	* .8	.8	.8	.8	.8	.7	.7	.7	.7	.7	.7	.7	.7	.7	.6	.6	.6	.6	.6	.6

JOB: HSS FDR Platform AQ 1000 m in Height RUN: FDR from 68th to 71st Streets

WIND ANGLE (DEGR)	*	CONCENTRATION (PPM) REC1	REC2	REC3	REC4	REC5	REC6	REC7	REC8	REC9	REC10	REC11	REC12	REC13	REC14	REC15	REC16	REC17	REC18	REC19	REC20
REC21	REC22	REC23	REC24	REC25	REC26	REC27	REC28	REC29	REC30	REC31	REC32	REC33	REC34	REC35	REC36	REC37	REC38	REC39	REC40		
REC41	REC42	REC43	REC44	REC45	REC46	REC47	REC48	REC49	REC50	REC51	REC52	REC53	REC54	REC55	REC56	REC57	REC58	REC59	REC60		
42.	*	.7	.7	.7	.7	.7	.7	.6	.7	.6	.7	.6	.6	.6	.6	.6	.6	.6	.6	.6	.5
43.	*	.7	.6	.6	.6	.6	.6	.6	.6	.6	.6	.6	.6	.6	.6	.6	.5	.5	.5	.5	.4
44.	*	.6	.6	.6	.6	.6	.6	.6	.6	.6	.6	.6	.5	.6	.5	.5	.5	.5	.5	.4	.4
45.	*	.6	.5	.5	.6	.5	.5	.5	.5	.5	.5	.5	.5	.5	.5	.5	.5	.4	.4	.4	.3
46.	*	.5	.5	.5	.5	.5	.5	.5	.5	.5	.5	.5	.5	.5	.5	.3	.3	.3	.3	.3	.3
47.	*	.5	.5	.5	.5	.5	.5	.4	.5	.4	.5	.4	.3	.3	.3	.3	.3	.3	.3	.3	.3
48.	*	.4	.4	.4	.4	.4	.4	.4	.4	.3	.3	.3	.3	.3	.3	.3	.3	.3	.3	.3	.3
49.	*	.4	.3	.3	.3	.3	.3	.3	.3	.3	.3	.3	.3	.3	.3	.3	.2	.2	.3	.2	.2
50.	*	.3	.3	.3	.3	.3	.3	.2	.3	.3	.3	.2	.2	.3	.2	.2	.2	.2	.2	.2	.2
51.	*	.2	.2	.2	.2	.2	.2	.2	.2	.2	.2	.2	.2	.2	.2	.2	.2	.2	.2	.2	.2
52.	*	.2	.2	.2	.2	.2	.2	.2	.2	.2	.2	.2	.2	.2	.2	.2	.2	.2	.2	.2	.2
53.	*	.2	.2	.2	.2	.2	.2	.2	.2	.2	.2	.2	.2	.2	.2	.2	.2	.2	.2	.2	.1
54.	*	.2	.2	.2	.2	.2	.2	.2	.2	.2	.2	.2	.1	.2	.1	.1	.1	.1	.1	.1	.1
55.	*	.2	.1	.2	.2	.2	.1	.1	.2	.1	.2	.1	.1	.1	.1	.1	.1	.1	.1	.1	.1
56.	*	.1	.1	.1	.1	.1	.1	.1	.1	.1	.1	.1	.1	.1	.1	.1	.1	.1	.1	.1	.1
57.	*	.1	.1	.1	.1	.1	.1	.1	.1	.1	.1	.1	.1	.1	.1	.1	.1	.1	.1	.1	.1
58.	*	.1	.1	.1	.1	.1	.1	.1	.1	.1	.1	.1	.1	.1	.1	.1	.1	.1	.1	.1	.1
59.	*	.1	.1	.1	.1	.1	.1	.1	.1	.1	.1	.1	.1	.1	.1	.1	.1	.1	.1	.1	.1
60.	*	.1	.1	.1	.1	.1	.1	.1	.1	.1	.1	.1	.1	.1	.1	.1	.1	.1	.1	.1	.1
61.	*	.1	.1	.1	.1	.1	.1	.1	.1	.1	.1	.1	.1	.1	.1	.1	.1	.1	.1	.1	.1
62.	*	.1	.1	.1	.1	.1	.1	.1	.1	.1	.1	.1	.1	.1	.1	.1	.1	.1	.1	.1	.1
63.	*	.1	.1	.1	.1	.1	.1	.1	.1	.1	.1	.1	.1	.1	.1	.1	.1	.1	.1	.1	.1
64.	*	.1	.0	.1	.1	.1	.1	.0	.1	.1	.1	.1	.0	.1	.1	.0	.0	.0	.1	.1	.0
65.	*	.1	.0	.0	.1	.0	.0	.0	.0	.0	.1	.0	.0	.1	.0	.0	.0	.0	.0	.0	.0
66.	*	.0	.0	.0	.0	.0	.0	.0	.0	.0	.0	.0	.0	.0	.0	.0	.0	.0	.0	.0	.0
67.	*	.0	.0	.0	.0	.0	.0	.0	.0	.0	.0	.0	.0	.0	.0	.0	.0	.0	.0	.0	.0
68.	*	.0	.0	.0	.0	.0	.0	.0	.0	.0	.0	.0	.0	.0	.0	.0	.0	.0	.0	.0	.0
69.	*	.0	.0	.0	.0	.0	.0	.0	.0	.0	.0	.0	.0	.0	.0	.0	.0	.0	.0	.0	.0
70.	*	.0	.0	.0	.0	.0	.0	.0	.0	.0	.0	.0	.0	.0	.0	.0	.0	.0	.0	.0	.0
71.	*	.0	.0	.0	.0	.0	.0	.0	.0	.0	.0	.0	.0	.0	.0	.0	.0	.0	.0	.0	.0
72.	*	.0	.0	.0	.0	.0	.0	.0	.0	.0	.0	.0	.0	.0	.0	.0	.0	.0	.0	.0	.0
73.	*	.0	.0	.0	.0	.0	.0	.0	.0	.0	.0	.0	.0	.0	.0	.0	.0	.0	.0	.0	.0
74.	*	.0	.0	.0	.0	.0	.0	.0	.0	.0	.0	.0	.0	.0	.0	.0	.0	.0	.0	.0	.0
75.	*	.0	.0	.0	.0	.0	.0	.0	.0	.0	.0	.0	.0	.0	.0	.0	.0	.0	.0	.0	.0
76.	*	.0	.0	.0	.0	.0	.0	.0	.0	.0	.0	.0	.0	.0	.0	.0	.0	.0	.0	.0	.0
77.	*	.0	.0	.0	.0	.0	.0	.0	.0	.0	.0	.0	.0	.0	.0	.0	.0	.0	.0	.0	.0
78.	*	.0	.0	.0	.0	.0	.0	.0	.0	.0	.0	.0	.0	.0	.0	.0	.0	.0	.0	.0	.0
79.	*	.0	.0	.0	.0	.0	.0	.0	.0	.0	.0	.0	.0	.0	.0	.0	.0	.0	.0	.0	.0
80.	*	.0	.0	.0	.0	.0	.0	.0	.0	.0	.0	.0	.0	.0	.0	.0	.0	.0	.0	.0	.0
81.	*	.0	.0	.0	.0	.0	.0	.0	.0	.0	.0	.0	.0	.0	.0	.0	.0	.0	.0	.0	.0
82.	*	.0	.0	.0	.0	.0	.0	.0	.0	.0	.0	.0	.0	.0	.0	.0	.0	.0	.0	.0	.0
83.	*	.0	.0	.0	.0	.0	.0	.0	.0	.0	.0	.0	.0	.0	.0	.0	.0	.0	.0	.0	.0
84.	*	.0	.0	.0	.0	.0	.0	.0	.0	.0	.0	.0	.0	.0	.0	.0	.0	.0	.0	.0	.0
85.	*	.0	.0	.0	.0	.0	.0	.0	.0	.0	.0	.0	.0	.0	.0	.0	.0	.0	.0	.0	.0
86.	*	.0	.0	.0	.0	.0	.0	.0	.0	.0	.0	.0	.0	.0	.0	.0	.0	.0	.0	.0	.0
87.	*	.0	.0	.0	.0	.0	.0	.0	.0	.0	.0	.0	.0	.0	.0	.0	.0	.0	.0	.0	.0
88.	*	.0	.0	.0	.0	.0	.0	.0	.0	.0	.0	.0	.0	.0	.0	.0	.0	.0	.0	.0	.0
89.	*	.0	.0	.0	.0	.0	.0	.0	.0	.0	.0	.0	.0	.0	.0	.0	.0	.0	.0	.0	.0
90.	*	.0	.0	.0	.0	.0	.0	.0	.0	.0	.0	.0	.0	.0	.0	.0	.0	.0	.0	.0	.0
91.	*	.0	.0	.0	.0	.0	.0	.0	.0	.0	.0	.0	.0	.0	.0	.0	.0	.0	.0	.0	.0
92.	*	.0	.0	.0	.0	.0	.0	.0	.0	.0	.0	.0	.0	.0	.0	.0	.0	.0	.0	.0	.0
93.	*	.0	.0	.0	.0	.0	.0	.0	.0	.0	.0	.0	.0	.0	.0	.0	.0	.0	.0	.0	.0

JOB: HSS FDR Platform AQ 1000 m in Height RUN: FDR from 68th to 71st Streets

WIND ANGLE (DEGR)	* CONCENTRATION (PPM) *	REC1	REC2	REC3	REC4	REC5	REC6	REC7	REC8	REC9	REC10	REC11	REC12	REC13	REC14	REC15	REC16	REC17	REC18	REC19	REC20
REC21	REC22	REC23	REC24	REC25	REC26	REC27	REC28	REC29	REC30	REC31	REC32	REC33	REC34	REC35	REC36	REC37	REC38	REC39	REC40		
REC41	REC42	REC43	REC44	REC45	REC46	REC47	REC48	REC49	REC50	REC51	REC52	REC53	REC54	REC55	REC56	REC57	REC58	REC59	REC60		
94.	*	.0	.0	.0	.0	.0	.0	.0	.0	.0	.0	.0	.0	.0	.0	.0	.0	.0	.0	.0	.0
95.	*	.0	.0	.0	.0	.0	.0	.0	.0	.0	.0	.0	.0	.0	.0	.0	.0	.0	.0	.0	.0
96.	*	.0	.0	.0	.0	.0	.0	.0	.0	.0	.0	.0	.0	.0	.0	.0	.0	.0	.0	.0	.0
97.	*	.0	.0	.0	.0	.0	.0	.0	.0	.0	.0	.0	.0	.0	.0	.0	.0	.0	.0	.0	.0
98.	*	.0	.0	.0	.0	.0	.0	.0	.0	.0	.0	.0	.0	.0	.0	.0	.0	.0	.0	.0	.0
99.	*	.0	.0	.0	.0	.0	.0	.0	.0	.0	.0	.0	.0	.0	.0	.0	.0	.0	.0	.0	.0
100.	*	.0	.0	.0	.0	.0	.0	.0	.0	.0	.0	.0	.0	.0	.0	.0	.0	.0	.0	.0	.0
101.	*	.0	.0	.0	.0	.0	.0	.0	.0	.0	.0	.0	.0	.0	.0	.0	.0	.0	.0	.0	.0
102.	*	.0	.0	.0	.0	.0	.0	.0	.0	.0	.0	.0	.0	.0	.0	.0	.0	.0	.0	.0	.0
103.	*	.0	.0	.0	.0	.0	.0	.0	.0	.0	.0	.0	.0	.0	.0	.0	.0	.0	.0	.0	.0
104.	*	.0	.0	.0	.0	.0	.0	.0	.0	.0	.0	.0	.0	.0	.0	.0	.0	.0	.0	.0	.0
105.	*	.0	.0	.0	.0	.0	.0	.0	.0	.0	.0	.0	.0	.0	.0	.0	.0	.0	.0	.0	.0
106.	*	.0	.0	.0	.0	.0	.0	.0	.0	.0	.0	.0	.0	.0	.0	.0	.0	.0	.0	.0	.0
107.	*	.0	.0	.0	.0	.0	.0	.0	.0	.0	.0	.0	.0	.0	.0	.0	.0	.0	.0	.0	.0
108.	*	.0	.0	.0	.0	.0	.0	.0	.0	.0	.0	.0	.0	.0	.0	.0	.0	.0	.0	.0	.0
109.	*	.0	.0	.0	.0	.0	.0	.0	.0	.0	.0	.0	.0	.0	.0	.0	.0	.0	.0	.0	.0
110.	*	.0	.0	.0	.0	.0	.0	.0	.0	.0	.0	.0	.0	.0	.0	.0	.0	.0	.0	.0	.0
111.	*	.0	.0	.0	.0	.0	.0	.0	.0	.0	.0	.0	.0	.0	.0	.0	.0	.0	.0	.0	.0
112.	*	.0	.0	.0	.0	.0	.0	.0	.0	.0	.0	.0	.0	.0	.0	.0	.0	.0	.0	.0	.0
113.	*	.0	.0	.0	.0	.0	.0	.0	.0	.0	.0	.0	.0	.0	.0	.0	.0	.0	.0	.0	.0
114.	*	.0	.0	.0	.0	.0	.0	.0	.0	.0	.0	.0	.0	.0	.0	.0	.0	.0	.0	.0	.0
115.	*	.0	.0	.0	.0	.0	.0	.0	.0	.0	.0	.0	.0	.0	.0	.0	.0	.0	.0	.0	.0
116.	*	.0	.0	.0	.0	.0	.0	.0	.0	.0	.0	.0	.0	.0	.0	.0	.0	.0	.0	.0	.0
117.	*	.0	.0	.0	.0	.0	.0	.0	.0	.0	.0	.0	.0	.0	.0	.0	.0	.0	.0	.0	.0
118.	*	.0	.0	.0	.0	.0	.0	.0	.0	.0	.0	.0	.0	.0	.0	.0	.0	.0	.0	.0	.0
119.	*	.0	.0	.0	.0	.0	.0	.0	.0	.0	.0	.0	.0	.0	.0	.0	.0	.0	.0	.0	.0
120.	*	.0	.0	.0	.0	.0	.0	.0	.0	.0	.0	.0	.0	.0	.0	.0	.0	.0	.0	.0	.0
121.	*	.0	.0	.0	.0	.0	.0	.0	.0	.0	.0	.0	.0	.0	.0	.0	.0	.0	.0	.0	.0
122.	*	.0	.0	.0	.0	.0	.0	.0	.0	.0	.0	.0	.0	.0	.0	.0	.0	.0	.0	.0	.0
123.	*	.0	.0	.0	.0	.0	.0	.0	.0	.0	.0	.0	.0	.0	.0	.0	.0	.0	.0	.0	.0
124.	*	.0	.0	.0	.0	.0	.0	.0	.0	.0	.0	.0	.0	.0	.0	.0	.0	.0	.0	.0	.0
125.	*	.0	.0	.0	.0	.0	.0	.0	.0	.0	.0	.0	.0	.0	.0	.0	.0	.0	.0	.0	.0
126.	*	.0	.0	.0	.0	.0	.0	.0	.0	.0	.0	.0	.0	.0	.0	.0	.0	.0	.0	.0	.0
127.	*	.0	.0	.0	.0	.0	.0	.0	.0	.0	.0	.0	.0	.0	.0	.0	.0	.0	.0	.0	.0
128.	*	.0	.0	.0	.0	.0	.0	.0	.0	.0	.0	.0	.0	.0	.0	.0	.0	.0	.0	.0	.0
129.	*	.0	.0	.0	.0	.0	.0	.0	.0	.0	.0	.0	.0	.0	.0	.0	.0	.0	.0	.0	.0
130.	*	.0	.0	.0	.0	.0	.0	.0	.0	.0	.0	.0	.0	.0	.0	.0	.0	.0	.0	.0	.0
131.	*	.0	.0	.0	.0	.0	.0	.0	.0	.0	.0	.0	.0	.0	.0	.0	.0	.0	.0	.0	.0
132.	*	.0	.0	.0	.0	.0	.0	.0	.0	.0	.0	.0	.0	.0	.0	.0	.0	.0	.0	.0	.0
133.	*	.0	.0	.0	.0	.0	.0	.0	.0	.0	.0	.0	.0	.0	.0	.0	.0	.0	.0	.0	.0
134.	*	.0	.0	.0	.0	.0	.0	.0	.0	.0	.0	.0	.0	.0	.0	.0	.0	.0	.0	.0	.0
135.	*	.0	.0	.0	.0	.0	.0	.0	.0	.0	.0	.0	.0	.0	.0	.0	.0	.0	.0	.0	.0
136.	*	.0	.0	.0	.0	.0	.0	.0	.0	.0	.0	.0	.0	.0	.0	.0	.0	.0	.0	.0	.0
137.	*	.0	.0	.0	.0	.0	.0	.0	.0	.0	.0	.0	.0	.0	.0	.0	.0	.0	.0	.0	.0
138.	*	.0	.0	.0	.0	.0	.0	.0	.0	.0	.0	.0	.0	.0	.0	.0	.0	.0	.0	.0	.0
139.	*	.0	.0	.0	.0	.0	.0	.0	.0	.0	.0	.0	.0	.0	.0	.0	.0	.0	.0	.0	.0
140.	*	.0	.0	.0	.0	.0	.0	.0	.0	.0	.0	.0	.0	.0	.0	.0	.0	.0	.0	.0	.0
141.	*	.0	.0	.0	.0	.0	.0	.0	.0	.0	.0	.0	.0	.0	.0	.0	.0	.0	.0	.0	.0
142.	*	.0	.0	.0	.0	.0	.0	.0	.0	.0	.0	.0	.0	.0	.0	.0	.0	.0	.0	.0	.0
143.	*	.0	.0	.0	.0	.0	.0	.0	.0	.0	.0	.0	.0	.0	.0	.0	.0	.0	.0	.0	.0
144.	*	.0	.0	.0	.0	.0	.0	.0	.0	.0	.0	.0	.0	.0	.0	.0	.0	.0	.0	.0	.0
145.	*	.0	.0	.0	.0	.0	.0	.0	.0	.0	.0	.0	.0	.0	.0	.0	.0	.0	.0	.0	.0

JOB: HSS FDR Platform AQ 1000 m in Height RUN: FDR from 68th to 71st Streets

WIND ANGLE (DEGR)	*	REC1	REC2	REC3	REC4	REC5	REC6	REC7	REC8	REC9	REC10	REC11	REC12	REC13	REC14	REC15	REC16	REC17	REC18	REC19	REC20
		REC21	REC22	REC23	REC24	REC25	REC26	REC27	REC28	REC29	REC30	REC31	REC32	REC33	REC34	REC35	REC36	REC37	REC38	REC39	REC40
		REC41	REC42	REC43	REC44	REC45	REC46	REC47	REC48	REC49	REC50	REC51	REC52	REC53	REC54	REC55	REC56	REC57	REC58	REC59	REC60
		CONCENTRATION (PPM)																			
146.	*	.0	.0	.0	.0	.0	.0	.0	.0	.0	.0	.0	.0	.0	.0	.0	.0	.0	.0	.0	.0
147.	*	.0	.0	.0	.0	.0	.0	.0	.0	.0	.0	.0	.0	.0	.0	.0	.0	.0	.0	.0	.0
148.	*	.0	.0	.0	.0	.0	.0	.0	.0	.0	.0	.0	.0	.0	.0	.0	.0	.0	.0	.0	.0
149.	*	.0	.0	.0	.0	.0	.0	.0	.0	.0	.0	.0	.0	.0	.0	.0	.0	.0	.0	.0	.0
150.	*	.0	.0	.0	.0	.0	.0	.0	.0	.0	.0	.0	.0	.0	.0	.0	.0	.0	.0	.0	.0
151.	*	.0	.0	.0	.0	.0	.0	.0	.0	.0	.0	.0	.0	.0	.0	.0	.0	.0	.0	.0	.0
152.	*	.0	.0	.0	.0	.0	.0	.0	.0	.0	.0	.0	.0	.0	.0	.0	.0	.0	.0	.0	.0
153.	*	.0	.0	.0	.0	.0	.0	.0	.0	.0	.0	.0	.0	.0	.0	.0	.0	.0	.0	.0	.0
154.	*	.0	.0	.0	.0	.0	.0	.0	.0	.0	.0	.0	.0	.0	.0	.0	.0	.0	.0	.0	.0
155.	*	.0	.0	.0	.0	.0	.0	.0	.0	.0	.0	.0	.0	.0	.0	.0	.0	.0	.0	.0	.0
156.	*	.0	.0	.0	.0	.0	.0	.0	.0	.0	.0	.0	.0	.0	.0	.0	.0	.0	.0	.0	.0
157.	*	.0	.0	.0	.0	.0	.0	.0	.0	.0	.0	.0	.0	.0	.0	.0	.0	.0	.0	.0	.0
158.	*	.0	.0	.0	.0	.0	.0	.0	.0	.0	.0	.0	.0	.0	.0	.0	.0	.0	.0	.0	.0
159.	*	.0	.0	.0	.0	.0	.0	.0	.0	.0	.0	.0	.0	.0	.0	.0	.0	.0	.0	.0	.0
160.	*	.0	.0	.0	.0	.0	.0	.0	.0	.0	.0	.0	.0	.0	.0	.0	.0	.0	.0	.0	.0
161.	*	.0	.0	.0	.0	.0	.0	.0	.0	.0	.0	.0	.0	.0	.0	.0	.0	.0	.0	.0	.0
162.	*	.0	.0	.0	.0	.0	.0	.0	.0	.0	.0	.0	.0	.0	.0	.0	.0	.0	.0	.0	.0
163.	*	.0	.0	.0	.0	.0	.0	.0	.0	.0	.0	.0	.0	.0	.0	.0	.0	.0	.0	.0	.0
164.	*	.0	.0	.0	.0	.0	.0	.0	.0	.0	.0	.0	.0	.0	.0	.0	.0	.0	.0	.0	.0
165.	*	.0	.0	.0	.0	.0	.0	.0	.0	.0	.0	.0	.0	.0	.0	.0	.0	.0	.0	.0	.0
166.	*	.0	.0	.0	.0	.0	.0	.0	.0	.0	.0	.0	.0	.0	.0	.0	.0	.0	.0	.0	.0
167.	*	.0	.0	.0	.0	.0	.0	.0	.0	.0	.0	.0	.0	.0	.0	.0	.0	.0	.0	.0	.0
168.	*	.0	.0	.0	.0	.0	.0	.0	.0	.0	.0	.0	.0	.0	.0	.0	.0	.0	.0	.0	.0
169.	*	.0	.0	.0	.0	.0	.0	.0	.0	.0	.0	.0	.0	.0	.0	.0	.0	.0	.0	.0	.0
170.	*	.0	.0	.0	.0	.0	.0	.0	.0	.0	.0	.0	.0	.0	.0	.0	.0	.0	.0	.0	.0
171.	*	.0	.0	.0	.0	.0	.0	.0	.0	.0	.0	.0	.0	.0	.0	.0	.0	.0	.0	.0	.0
172.	*	.0	.0	.0	.0	.0	.0	.0	.0	.0	.0	.0	.0	.0	.0	.0	.0	.0	.0	.0	.0
173.	*	.0	.0	.0	.0	.0	.0	.0	.0	.0	.0	.0	.0	.0	.0	.0	.0	.0	.0	.0	.0
174.	*	.0	.0	.0	.0	.0	.0	.0	.0	.0	.0	.0	.0	.0	.0	.0	.0	.0	.0	.0	.0
175.	*	.0	.0	.0	.0	.0	.0	.0	.0	.0	.0	.0	.0	.0	.0	.0	.0	.0	.0	.0	.0
176.	*	.0	.0	.0	.0	.0	.0	.0	.0	.0	.0	.0	.0	.0	.0	.0	.0	.0	.0	.0	.0
177.	*	.0	.0	.0	.0	.0	.0	.0	.0	.0	.0	.0	.0	.0	.0	.0	.0	.0	.0	.0	.0
178.	*	.0	.0	.0	.0	.0	.0	.0	.0	.0	.0	.0	.0	.0	.0	.0	.0	.0	.0	.0	.0
179.	*	.0	.0	.0	.0	.0	.0	.0	.0	.0	.0	.0	.0	.0	.0	.0	.0	.0	.0	.0	.0
180.	*	.0	.0	.0	.0	.0	.0	.0	.0	.0	.0	.0	.0	.0	.0	.0	.0	.0	.0	.0	.0
181.	*	.0	.0	.0	.0	.0	.0	.0	.0	.0	.0	.0	.0	.0	.0	.0	.0	.0	.0	.0	.0
182.	*	.0	.0	.0	.0	.0	.0	.0	.0	.0	.0	.0	.0	.0	.0	.0	.0	.0	.0	.0	.0
183.	*	.0	.0	.0	.0	.0	.0	.0	.0	.0	.0	.0	.0	.0	.0	.0	.0	.0	.0	.0	.0
184.	*	.0	.0	.0	.0	.0	.0	.0	.0	.0	.0	.0	.0	.0	.0	.0	.0	.0	.1	.0	.0
185.	*	.0	.0	.0	.0	.0	.0	.0	.0	.0	.0	.0	.0	.1	.1	.0	.0	.0	.1	.1	.1
186.	*	.0	.0	.0	.0	.0	.0	.0	.1	.0	.1	.1	.1	.1	.1	.1	.1	.1	.1	.1	.1
187.	*	.0	.0	.0	.0	.0	.0	.0	.1	.1	.1	.1	.1	.1	.1	.1	.1	.1	.1	.1	.1
188.	*	.0	.0	.0	.0	.0	.0	.0	.1	.1	.1	.1	.1	.1	.1	.1	.1	.1	.1	.1	.1
189.	*	.0	.0	.0	.0	.1	.1	.1	.1	.1	.1	.1	.1	.1	.1	.1	.1	.1	.1	.1	.1
190.	*	.0	.0	.0	.0	.1	.1	.1	.1	.1	.1	.1	.1	.1	.1	.1	.1	.1	.1	.1	.1
191.	*	.0	.0	.0	.0	.1	.1	.1	.1	.1	.1	.1	.1	.1	.1	.1	.1	.1	.1	.1	.1
192.	*	.0	.0	.0	.1	.1	.1	.1	.1	.1	.1	.1	.1	.1	.1	.1	.1	.1	.1	.1	.1
193.	*	.0	.0	.0	.1	.1	.1	.1	.1	.1	.1	.1	.1	.1	.1	.1	.1	.1	.1	.1	.1
194.	*	.0	.0	.0	.1	.1	.1	.1	.1	.1	.1	.1	.1	.1	.1	.1	.1	.1	.2	.1	.1
195.	*	.0	.0	.0	.1	.1	.1	.1	.1	.1	.1	.1	.1	.1	.1	.1	.1	.1	.2	.2	.2
196.	*	.0	.0	.0	.1	.1	.1	.1	.1	.1	.1	.1	.1	.2	.2	.2	.2	.2	.2	.2	.2
197.	*	.0	.0	.0	.1	.1	.1	.1	.1	.1	.2	.2	.2	.2	.2	.2	.2	.2	.2	.2	.2

JOB: HSS FDR Platform AQ 1000 m in Height RUN: FDR from 68th to 71st Streets

WIND * CONCENTRATION
ANGLE * (PPM)

(DEGR)*	REC1	REC2	REC3	REC4	REC5	REC6	REC7	REC8	REC9	REC10	REC11	REC12	REC13	REC14	REC15	REC16	REC17	REC18	REC19	REC20
REC21	REC22	REC23	REC24	REC25	REC26	REC27	REC28	REC29	REC30	REC31	REC32	REC33	REC34	REC35	REC36	REC37	REC38	REC39	REC40	
REC41	REC42	REC43	REC44	REC45	REC46	REC47	REC48	REC49	REC50	REC51	REC52	REC53	REC54	REC55	REC56	REC57	REC58	REC59	REC60	
198. *	.0	.0	.0	.1	.1	.1	.1	.2	.2	.2	.2	.2	.2	.2	.2	.2	.2	.2	.2	.2
199. *	.0	.0	.1	.1	.1	.1	.1	.2	.2	.2	.2	.2	.2	.2	.2	.2	.2	.3	.2	.2
200. *	.0	.0	.1	.1	.1	.1	.2	.2	.2	.2	.2	.2	.2	.2	.2	.2	.3	.3	.3	.3
201. *	.0	.0	.1	.1	.1	.2	.2	.2	.2	.2	.2	.2	.3	.3	.3	.3	.3	.3	.3	.3
202. *	.0	.0	.1	.1	.2	.2	.2	.2	.2	.3	.3	.3	.3	.3	.3	.3	.3	.3	.3	.3
203. *	.0	.0	.1	.1	.2	.2	.2	.3	.3	.3	.3	.3	.3	.3	.3	.3	.4	.5	.5	.5
204. *	.0	.0	.1	.2	.2	.2	.2	.3	.3	.3	.3	.3	.4	.4	.4	.5	.5	.5	.5	.5
205. *	.0	.0	.1	.2	.2	.2	.3	.3	.3	.3	.4	.4	.4	.4	.5	.5	.5	.6	.5	.5
206. *	.0	.0	.1	.2	.2	.3	.3	.3	.3	.4	.4	.4	.5	.5	.5	.5	.6	.6	.6	.6
207. *	.0	.0	.1	.2	.2	.3	.3	.4	.4	.4	.4	.5	.6	.6	.6	.6	.6	.6	.6	.6
208. *	.0	.0	.1	.2	.3	.3	.3	.4	.4	.4	.6	.6	.6	.6	.6	.6	.6	.7	.7	.7
209. *	.0	.0	.1	.2	.3	.3	.4	.4	.4	.5	.6	.6	.6	.6	.7	.7	.7	.7	.7	.7
210. *	.0	.0	.1	.3	.3	.4	.4	.5	.5	.6	.6	.6	.7	.7	.7	.7	.7	.8	.8	.8
211. *	.0	.0	.2	.3	.3	.4	.4	.5	.6	.7	.7	.7	.7	.7	.7	.7	.8	.9	.9	.9
212. *	.0	.0	.2	.3	.4	.4	.5	.5	.6	.7	.7	.7	.8	.8	.8	.8	.9	.9	.9	.9
213. *	.0	.0	.2	.3	.4	.4	.5	.7	.7	.7	.7	.8	.8	.8	.9	.9	.9	1.0	1.0	1.0
214. *	.0	.1	.2	.3	.4	.5	.5	.7	.7	.8	.8	.8	.8	1.0	1.0	1.0	1.0	1.0	1.0	1.0
215. *	.0	.1	.2	.4	.4	.5	.5	.7	.8	.8	.8	.8	1.0	1.0	1.0	1.0	1.0	1.1	1.1	1.1
216. *	.0	.1	.2	.4	.5	.5	.7	.8	.8	.8	.9	1.0	1.0	1.0	1.0	1.0	1.1	1.1	1.2	1.2
217. *	.0	.1	.3	.4	.5	.6	.7	.8	.8	.9	1.0	1.0	1.1	1.1	1.1	1.1	1.1	1.3	1.3	1.2
218. *	.0	.1	.3	.4	.5	.6	.7	.8	.9	.9	1.0	1.0	1.1	1.1	1.1	1.2	1.2	1.3	1.3	1.3
219. *	.0	.1	.3	.5	.6	.6	.8	.9	.9	1.0	1.1	1.1	1.1	1.1	1.2	1.2	1.3	1.3	1.3	1.3
220. *	.0	.1	.3	.5	.6	.8	.8	.9	.9	1.1	1.1	1.1	1.2	1.3	1.3	1.3	1.3	1.4	1.4	1.3
221. *	.0	.1	.3	.5	.6	.8	.8	.9	1.1	1.1	1.1	1.1	1.3	1.3	1.3	1.3	1.3	1.4	1.5	1.5
222. *	.0	.1	.4	.5	.6	.8	.9	1.0	1.1	1.1	1.2	1.3	1.3	1.3	1.3	1.3	1.4	1.5	1.5	1.5
223. *	.0	.1	.4	.6	.7	.8	.9	1.1	1.1	1.2	1.2	1.3	1.3	1.4	1.4	1.4	1.5	1.5	1.5	1.5
224. *	.0	.1	.4	.6	.7	.9	.9	1.1	1.1	1.2	1.3	1.3	1.4	1.4	1.4	1.5	1.5	1.5	1.5	1.5
225. *	.0	.2	.4	.6	.8	.9	.9	1.1	1.2	1.3	1.3	1.3	1.4	1.5	1.5	1.5	1.5	1.6	1.6	1.6
226. *	.0	.2	.4	.6	.8	.9	1.1	1.1	1.2	1.3	1.3	1.4	1.4	1.5	1.5	1.5	1.5	1.6	1.6	1.7
227. *	.0	.2	.4	.6	.9	.9	1.1	1.2	1.2	1.3	1.4	1.4	1.5	1.5	1.5	1.5	1.6	1.6	1.7	1.7
228. *	.0	.2	.5	.7	.9	.9	1.1	1.2	1.3	1.4	1.4	1.5	1.5	1.5	1.5	1.5	1.6	1.7	1.7	1.7
229. *	.0	.2	.5	.7	.9	1.0	1.1	1.2	1.3	1.4	1.4	1.5	1.5	1.5	1.5	1.5	1.7	1.7	1.7	1.7
230. *	.0	.2	.5	.7	.9	1.1	1.1	1.3	1.3	1.4	1.5	1.5	1.5	1.5	1.5	1.6	1.7	1.7	1.7	1.7
231. *	.0	.2	.5	.7	.9	1.1	1.1	1.3	1.3	1.4	1.5	1.5	1.5	1.5	1.6	1.6	1.7	1.7	1.7	1.7
232. *	.0	.2	.5	.8	.9	1.1	1.2	1.3	1.3	1.5	1.5	1.5	1.5	1.6	1.6	1.6	1.7	1.7	1.7	1.7
233. *	.0	.2	.5	.8	.9	1.1	1.2	1.3	1.4	1.5	1.5	1.5	1.6	1.6	1.6	1.6	1.7	1.7	1.7	1.7
234. *	.0	.2	.5	.8	1.0	1.1	1.3	1.3	1.5	1.5	1.5	1.5	1.6	1.6	1.6	1.6	1.7	1.7	1.7	1.7
235. *	.0	.2	.6	.9	1.1	1.1	1.3	1.3	1.4	1.5	1.5	1.5	1.6	1.6	1.6	1.6	1.6	1.6	1.6	1.6
236. *	.0	.3	.6	.9	1.1	1.1	1.3	1.3	1.4	1.5	1.5	1.6	1.6	1.6	1.6	1.6	1.6	1.6	1.6	1.6
237. *	.0	.3	.6	.9	1.1	1.1	1.3	1.4	1.4	1.5	1.6	1.6	1.6	1.6	1.6	1.6	1.6	1.6	1.6	1.6
238. *	.0	.3	.6	.9	1.1	1.2	1.3	1.4	1.4	1.5	1.6	1.6	1.6	1.6	1.6	1.6	1.6	1.6	1.6	1.6
239. *	.0	.3	.6	.9	1.1	1.2	1.3	1.4	1.4	1.4	1.6	1.6	1.6	1.6	1.6	1.6	1.6	1.6	1.6	1.6
240. *	.0	.3	.6	.9	1.1	1.2	1.3	1.4	1.4	1.5	1.5	1.5	1.6	1.6	1.6	1.6	1.6	1.6	1.6	1.6
241. *	.0	.3	.6	.9	1.1	1.2	1.4	1.4	1.4	1.5	1.5	1.5	1.6	1.6	1.6	1.5	1.6	1.6	1.6	1.6
242. *	.0	.3	.6	.9	1.1	1.2	1.4	1.4	1.4	1.5	1.5	1.5	1.5	1.5	1.5	1.5	1.5	1.6	1.6	1.6
243. *	.0	.3	.7	.9	1.2	1.2	1.4	1.4	1.4	1.5	1.5	1.5	1.5	1.5	1.5	1.5	1.5	1.5	1.5	1.5
244. *	.0	.3	.8	1.0	1.2	1.2	1.4	1.4	1.5	1.5	1.5	1.5	1.5	1.5	1.5	1.5	1.5	1.5	1.5	1.5
245. *	.0	.3	.8	1.0	1.2	1.2	1.4	1.4	1.5	1.5	1.5	1.5	1.5	1.5	1.5	1.5	1.5	1.5	1.5	1.5
246. *	.0	.3	.8	1.0	1.2	1.3	1.3	1.4	1.5	1.5	1.5	1.5	1.5	1.5	1.5	1.5	1.5	1.5	1.5	1.5
247. *	.0	.3	.8	1.0	1.2	1.3	1.3	1.4	1.5	1.5	1.5	1.5	1.5	1.5	1.5	1.5	1.5	1.5	1.5	1.5
248. *	.0	.4	.8	1.1	1.2	1.3	1.3	1.5	1.5	1.5	1.5	1.5	1.5	1.5	1.5	1.5	1.5	1.5	1.5	1.5
249. *	.0	.4	.8	1.1	1.2	1.3	1.3	1.5	1.5	1.5	1.5	1.5	1.5	1.5	1.5	1.5	1.5	1.5	1.5	1.5

JOB: HSS FDR Platform AQ 1000 m in Height RUN: FDR from 68th to 71st Streets

WIND ANGLE (DEGR)	*	REC1	REC2	REC3	REC4	REC5	REC6	REC7	REC8	REC9	REC10	REC11	REC12	REC13	REC14	REC15	REC16	REC17	REC18	REC19	REC20
		REC21	REC22	REC23	REC24	REC25	REC26	REC27	REC28	REC29	REC30	REC31	REC32	REC33	REC34	REC35	REC36	REC37	REC38	REC39	REC40
		REC41	REC42	REC43	REC44	REC45	REC46	REC47	REC48	REC49	REC50	REC51	REC52	REC53	REC54	REC55	REC56	REC57	REC58	REC59	REC60
	* CONCENTRATION																				
	* (PPM)																				
250.	*	.0	.4	.8	1.1	1.2	1.3	1.3	1.4	1.4	1.5	1.5	1.4	1.5	1.5	1.5	1.4	1.5	1.5	1.5	1.5
251.	*	.0	.4	.8	1.1	1.2	1.3	1.3	1.4	1.4	1.4	1.4	1.4	1.5	1.4	1.4	1.4	1.4	1.5	1.5	1.4
252.	*	.0	.4	.8	1.1	1.2	1.3	1.3	1.4	1.4	1.4	1.4	1.4	1.4	1.4	1.4	1.4	1.4	1.4	1.4	1.4
253.	*	.0	.4	.8	1.2	1.3	1.3	1.3	1.4	1.4	1.4	1.4	1.4	1.4	1.4	1.4	1.4	1.4	1.4	1.4	1.4
254.	*	.0	.4	.8	1.2	1.3	1.3	1.4	1.4	1.4	1.4	1.4	1.4	1.4	1.4	1.4	1.4	1.4	1.4	1.4	1.4
255.	*	.0	.4	.8	1.2	1.3	1.3	1.4	1.4	1.4	1.4	1.4	1.4	1.4	1.4	1.4	1.4	1.4	1.4	1.4	1.4
256.	*	.0	.4	1.0	1.2	1.3	1.3	1.4	1.4	1.4	1.4	1.4	1.4	1.4	1.4	1.4	1.4	1.4	1.4	1.4	1.4
257.	*	.0	.4	1.0	1.2	1.3	1.3	1.4	1.4	1.4	1.4	1.4	1.4	1.4	1.4	1.4	1.4	1.4	1.4	1.4	1.4
258.	*	.0	.5	1.0	1.1	1.3	1.3	1.4	1.4	1.4	1.4	1.4	1.4	1.4	1.4	1.4	1.4	1.4	1.4	1.4	1.4
259.	*	.0	.5	1.0	1.1	1.3	1.3	1.4	1.4	1.4	1.4	1.4	1.4	1.4	1.4	1.4	1.4	1.4	1.4	1.4	1.4
260.	*	.0	.5	1.0	1.1	1.2	1.3	1.4	1.4	1.4	1.4	1.4	1.4	1.4	1.4	1.4	1.4	1.4	1.4	1.4	1.4
261.	*	.0	.6	1.0	1.1	1.2	1.3	1.3	1.4	1.4	1.4	1.4	1.4	1.4	1.4	1.4	1.3	1.4	1.4	1.4	1.4
262.	*	.0	.6	1.0	1.2	1.2	1.3	1.3	1.3	1.3	1.4	1.3	1.3	1.4	1.3	1.3	1.3	1.3	1.4	1.4	1.3
263.	*	.0	.6	1.0	1.2	1.2	1.3	1.3	1.3	1.3	1.3	1.3	1.3	1.3	1.3	1.3	1.3	1.3	1.3	1.3	1.3
264.	*	.1	.6	1.0	1.2	1.2	1.3	1.3	1.3	1.3	1.3	1.3	1.3	1.3	1.3	1.3	1.3	1.3	1.3	1.3	1.3
265.	*	.1	.6	1.1	1.2	1.2	1.2	1.2	1.3	1.3	1.3	1.3	1.3	1.3	1.3	1.3	1.3	1.3	1.3	1.3	1.3
266.	*	.1	.6	1.1	1.2	1.2	1.2	1.2	1.3	1.3	1.3	1.3	1.3	1.3	1.3	1.3	1.3	1.3	1.3	1.3	1.3
267.	*	.1	.6	1.1	1.2	1.2	1.2	1.2	1.3	1.3	1.3	1.3	1.3	1.3	1.3	1.3	1.3	1.3	1.3	1.3	1.3
268.	*	.1	.6	1.1	1.2	1.2	1.2	1.2	1.3	1.3	1.3	1.3	1.3	1.3	1.3	1.3	1.3	1.3	1.3	1.3	1.3
269.	*	.1	.6	1.1	1.2	1.2	1.2	1.2	1.2	1.3	1.3	1.3	1.3	1.3	1.3	1.3	1.3	1.3	1.3	1.3	1.3
270.	*	.1	.7	1.0	1.2	1.2	1.2	1.2	1.2	1.2	1.3	1.3	1.3	1.3	1.3	1.3	1.3	1.3	1.3	1.3	1.3
271.	*	.1	.7	1.0	1.2	1.2	1.2	1.2	1.2	1.2	1.3	1.3	1.3	1.3	1.3	1.3	1.2	1.3	1.3	1.3	1.3
272.	*	.1	.7	1.0	1.2	1.2	1.2	1.2	1.2	1.2	1.2	1.3	1.2	1.3	1.3	1.2	1.2	1.2	1.3	1.3	1.3
273.	*	.1	.7	1.0	1.2	1.2	1.2	1.2	1.2	1.2	1.2	1.2	1.2	1.3	1.2	1.2	1.2	1.2	1.3	1.3	1.2
274.	*	.1	.7	1.0	1.2	1.2	1.2	1.2	1.2	1.2	1.2	1.2	1.2	1.3	1.2	1.2	1.2	1.2	1.3	1.2	1.2
275.	*	.1	.7	1.0	1.1	1.2	1.2	1.1	1.2	1.2	1.2	1.2	1.2	1.2	1.2	1.2	1.1	1.2	1.3	1.2	1.2
276.	*	.1	.8	1.1	1.1	1.1	1.1	1.1	1.1	1.1	1.2	1.1	1.1	1.2	1.1	1.1	1.1	1.1	1.2	1.1	1.1
277.	*	.1	.8	1.1	1.1	1.1	1.1	1.1	1.1	1.1	1.1	1.1	1.1	1.1	1.1	1.1	1.1	1.1	1.1	1.1	1.1
278.	*	.1	.8	1.1	1.1	1.1	1.1	1.1	1.1	1.1	1.1	1.1	1.1	1.1	1.1	1.1	1.1	1.1	1.1	1.1	1.1
279.	*	.1	.8	1.1	1.1	1.1	1.1	1.1	1.1	1.1	1.1	1.1	1.1	1.1	1.1	1.1	1.1	1.1	1.1	1.1	1.1
280.	*	.1	.8	1.1	1.1	1.1	1.1	1.1	1.1	1.1	1.1	1.1	1.1	1.1	1.1	1.1	1.1	1.1	1.1	1.1	1.1
281.	*	.1	.8	1.1	1.1	1.1	1.1	1.1	1.1	1.1	1.1	1.1	1.1	1.1	1.1	1.1	1.1	1.1	1.1	1.1	1.1
282.	*	.1	.8	1.1	1.1	1.1	1.1	1.1	1.1	1.1	1.1	1.1	1.1	1.1	1.1	1.1	1.1	1.1	1.1	1.1	1.1
283.	*	.1	.9	1.1	1.1	1.1	1.1	1.1	1.1	1.1	1.1	1.1	1.1	1.1	1.1	1.1	1.1	1.1	1.1	1.1	1.1
284.	*	.1	.9	1.1	1.1	1.1	1.1	1.1	1.1	1.1	1.1	1.1	1.1	1.1	1.1	1.1	1.1	1.1	1.1	1.1	1.1
285.	*	.2	.9	1.1	1.1	1.1	1.1	1.1	1.1	1.1	1.1	1.1	1.1	1.1	1.1	1.1	1.1	1.1	1.1	1.1	1.1
286.	*	.2	1.0	1.1	1.1	1.1	1.1	1.1	1.1	1.1	1.1	1.1	1.1	1.1	1.1	1.1	1.1	1.1	1.1	1.1	1.1
287.	*	.2	1.0	1.1	1.1	1.1	1.1	1.1	1.1	1.1	1.1	1.1	1.1	1.1	1.1	1.1	1.1	1.1	1.1	1.1	1.1
288.	*	.3	1.0	1.1	1.1	1.1	1.1	1.1	1.1	1.1	1.1	1.1	1.1	1.1	1.1	1.1	1.1	1.1	1.1	1.1	1.1
289.	*	.3	1.0	1.1	1.1	1.1	1.1	1.1	1.1	1.1	1.1	1.1	1.1	1.1	1.1	1.1	1.1	1.1	1.1	1.1	1.1
290.	*	.3	1.0	1.1	1.1	1.1	1.1	1.1	1.1	1.1	1.1	1.1	1.1	1.1	1.1	1.1	1.1	1.1	1.1	1.1	1.1
291.	*	.3	1.0	1.1	1.1	1.1	1.1	1.1	1.1	1.1	1.1	1.1	1.1	1.1	1.1	1.1	1.1	1.1	1.1	1.1	1.1
292.	*	.3	1.0	1.1	1.1	1.1	1.1	1.1	1.1	1.1	1.1	1.1	1.1	1.1	1.1	1.1	1.1	1.1	1.1	1.1	1.1
293.	*	.3	1.0	1.1	1.1	1.1	1.1	1.1	1.1	1.1	1.1	1.1	1.1	1.1	1.1	1.1	1.1	1.1	1.1	1.1	1.1
294.	*	.3	1.0	1.1	1.1	1.1	1.1	1.1	1.1	1.1	1.1	1.1	1.1	1.1	1.1	1.1	1.1	1.1	1.1	1.1	1.1
295.	*	.3	1.0	1.1	1.1	1.1	1.1	1.1	1.1	1.1	1.1	1.1	1.1	1.1	1.1	1.1	1.1	1.1	1.1	1.1	1.1
296.	*	.4	1.1	1.1	1.1	1.1	1.1	1.1	1.1	1.1	1.1	1.1	1.1	1.1	1.1	1.1	1.1	1.1	1.1	1.1	1.1
297.	*	.4	1.1	1.1	1.1	1.1	1.1	1.1	1.1	1.1	1.1	1.1	1.1	1.1	1.1	1.1	1.1	1.1	1.1	1.1	1.1
298.	*	.5	1.1	1.1	1.1	1.1	1.1	1.1	1.1	1.1	1.1	1.1	1.1	1.1	1.1	1.1	1.1	1.1	1.1	1.1	1.1
299.	*	.5	1.1	1.1	1.1	1.1	1.1	1.1	1.1	1.1	1.1	1.1	1.1	1.1	1.1	1.1	1.1	1.1	1.1	1.1	1.1
300.	*	.5	1.1	1.1	1.1	1.1	1.1	1.1	1.1	1.1	1.1	1.1	1.1	1.1	1.1	1.1	1.1	1.1	1.1	1.1	1.1
301.	*	.5	1.1	1.1	1.1	1.1	1.1	1.1	1.1	1.1	1.1	1.1	1.1	1.1	1.1	1.1	1.1	1.1	1.1	1.1	1.1

JOB: HSS FDR Platform AQ 1000 m in Height RUN: FDR from 68th to 71st Streets

WIND ANGLE (DEGR)	*	CONCENTRATION (PPM) REC1	REC2	REC3	REC4	REC5	REC6	REC7	REC8	REC9	REC10	REC11	REC12	REC13	REC14	REC15	REC16	REC17	REC18	REC19	REC20
302.	*	.5	1.1	1.1	1.2	1.1	1.1	1.1	1.1	1.1	1.1	1.1	1.1	1.2	1.1	1.1	1.1	1.1	1.2	1.1	1.1
303.	*	.6	1.1	1.1	1.2	1.1	1.1	1.1	1.1	1.1	1.2	1.1	1.1	1.2	1.1	1.1	1.1	1.1	1.2	1.1	1.1
304.	*	.6	1.1	1.1	1.2	1.1	1.1	1.1	1.2	1.1	1.2	1.1	1.1	1.2	1.1	1.1	1.1	1.1	1.2	1.1	1.1
305.	*	.6	1.1	1.1	1.2	1.1	1.1	1.1	1.2	1.1	1.2	1.1	1.1	1.2	1.1	1.1	1.1	1.1	1.2	1.1	1.1
306.	*	.6	1.1	1.1	1.2	1.1	1.1	1.1	1.1	1.1	1.2	1.1	1.1	1.2	1.1	1.1	1.1	1.1	1.2	1.1	1.1
307.	*	.7	1.1	1.1	1.2	1.1	1.1	1.1	1.1	1.1	1.1	1.1	1.1	1.1	1.1	1.1	1.1	1.1	1.2	1.1	1.1
308.	*	.7	1.1	1.1	1.1	1.1	1.1	1.1	1.1	1.1	1.1	1.1	1.1	1.1	1.1	1.1	1.1	1.1	1.1	1.1	1.1
309.	*	.7	1.1	1.1	1.1	1.1	1.1	1.1	1.1	1.1	1.1	1.1	1.1	1.1	1.1	1.1	1.1	1.1	1.1	1.1	1.1
310.	*	.7	1.1	1.1	1.1	1.1	1.1	1.1	1.1	1.1	1.1	1.1	1.1	1.1	1.1	1.1	1.1	1.1	1.1	1.1	1.1
311.	*	.8	1.1	1.1	1.1	1.1	1.1	1.1	1.1	1.1	1.1	1.1	1.1	1.1	1.1	1.1	1.1	1.1	1.1	1.1	1.1
312.	*	.8	1.1	1.1	1.1	1.1	1.1	1.1	1.1	1.1	1.1	1.1	1.1	1.1	1.1	1.1	1.1	1.1	1.1	1.1	1.1
313.	*	.8	1.1	1.1	1.1	1.1	1.1	1.1	1.1	1.1	1.1	1.1	1.1	1.1	1.1	1.1	1.1	1.1	1.1	1.1	1.1
314.	*	.8	1.1	1.1	1.1	1.1	1.1	1.1	1.1	1.1	1.1	1.1	1.1	1.1	1.1	1.1	1.1	1.1	1.1	1.1	1.1
315.	*	.8	1.1	1.1	1.1	1.1	1.1	1.1	1.1	1.1	1.1	1.1	1.1	1.1	1.1	1.1	1.1	1.1	1.1	1.1	1.1
316.	*	.8	1.1	1.1	1.1	1.1	1.1	1.1	1.1	1.1	1.1	1.1	1.1	1.1	1.1	1.1	1.1	1.1	1.1	1.1	1.1
317.	*	.9	1.1	1.1	1.1	1.1	1.1	1.1	1.1	1.1	1.1	1.1	1.1	1.1	1.1	1.1	1.1	1.1	1.1	1.1	1.1
318.	*	.9	1.1	1.1	1.1	1.1	1.1	1.1	1.1	1.1	1.1	1.1	1.1	1.1	1.1	1.1	1.1	1.1	1.1	1.1	1.1
319.	*	.9	1.1	1.1	1.1	1.1	1.1	1.1	1.1	1.1	1.1	1.1	1.1	1.1	1.1	1.1	1.1	1.1	1.1	1.1	1.1
320.	*	1.0	1.1	1.1	1.1	1.1	1.1	1.1	1.1	1.1	1.1	1.1	1.1	1.1	1.1	1.1	1.1	1.1	1.1	1.1	1.1
321.	*	1.0	1.1	1.1	1.1	1.1	1.1	1.1	1.1	1.1	1.1	1.1	1.1	1.1	1.1	1.1	1.1	1.1	1.1	1.1	1.1
322.	*	1.0	1.1	1.1	1.1	1.1	1.1	1.1	1.1	1.1	1.1	1.1	1.1	1.1	1.1	1.1	1.1	1.1	1.1	1.1	1.1
323.	*	1.0	1.1	1.1	1.1	1.1	1.1	1.1	1.1	1.1	1.1	1.1	1.1	1.1	1.1	1.1	1.1	1.1	1.1	1.1	1.1
324.	*	1.0	1.1	1.1	1.1	1.1	1.1	1.1	1.1	1.1	1.1	1.1	1.1	1.1	1.1	1.1	1.1	1.1	1.1	1.1	1.1
325.	*	1.0	1.1	1.1	1.1	1.1	1.1	1.1	1.1	1.1	1.1	1.1	1.1	1.1	1.1	1.1	1.1	1.1	1.1	1.1	1.1
326.	*	1.0	1.1	1.1	1.1	1.1	1.1	1.1	1.1	1.1	1.1	1.1	1.1	1.1	1.1	1.1	1.1	1.1	1.1	1.1	1.1
327.	*	1.0	1.1	1.1	1.1	1.1	1.1	1.1	1.1	1.1	1.1	1.1	1.1	1.1	1.1	1.1	1.1	1.1	1.1	1.1	1.1
328.	*	1.0	1.1	1.1	1.1	1.1	1.1	1.1	1.1	1.1	1.1	1.1	1.1	1.1	1.1	1.1	1.1	1.1	1.1	1.1	1.1
329.	*	1.0	1.1	1.1	1.1	1.1	1.1	1.1	1.1	1.1	1.1	1.1	1.1	1.1	1.1	1.1	1.1	1.1	1.1	1.1	1.1
330.	*	1.0	1.1	1.1	1.1	1.1	1.1	1.1	1.1	1.1	1.1	1.1	1.1	1.1	1.1	1.1	1.1	1.1	1.1	1.1	1.1
331.	*	1.1	1.1	1.1	1.1	1.1	1.1	1.1	1.1	1.1	1.1	1.1	1.1	1.1	1.1	1.1	1.1	1.1	1.1	1.1	1.1
332.	*	1.1	1.1	1.1	1.1	1.1	1.1	1.1	1.1	1.1	1.1	1.1	1.1	1.1	1.1	1.1	1.1	1.1	1.1	1.1	1.1
333.	*	1.1	1.2	1.1	1.2	1.2	1.1	1.1	1.2	1.1	1.2	1.1	1.1	1.2	1.1	1.1	1.1	1.1	1.2	1.2	1.1
334.	*	1.1	1.2	1.2	1.3	1.2	1.2	1.2	1.2	1.2	1.2	1.2	1.2	1.2	1.2	1.2	1.2	1.2	1.3	1.2	1.2
335.	*	1.1	1.2	1.2	1.3	1.2	1.2	1.2	1.2	1.2	1.3	1.2	1.2	1.3	1.2	1.2	1.2	1.2	1.3	1.2	1.2
336.	*	1.1	1.2	1.2	1.3	1.3	1.2	1.2	1.3	1.2	1.3	1.2	1.2	1.3	1.3	1.2	1.2	1.2	1.3	1.3	1.2
337.	*	1.1	1.3	1.3	1.3	1.3	1.3	1.2	1.3	1.3	1.3	1.3	1.2	1.3	1.3	1.2	1.2	1.3	1.3	1.3	1.3
338.	*	1.1	1.3	1.3	1.3	1.3	1.3	1.3	1.3	1.3	1.3	1.3	1.3	1.3	1.3	1.3	1.2	1.3	1.3	1.3	1.3
339.	*	1.2	1.3	1.3	1.3	1.3	1.3	1.3	1.3	1.3	1.3	1.3	1.3	1.3	1.3	1.3	1.3	1.3	1.3	1.3	1.3
340.	*	1.2	1.3	1.3	1.3	1.3	1.3	1.3	1.3	1.3	1.3	1.3	1.3	1.3	1.3	1.3	1.3	1.3	1.3	1.3	1.3
341.	*	1.3	1.3	1.3	1.3	1.3	1.3	1.3	1.3	1.3	1.3	1.3	1.3	1.3	1.3	1.3	1.3	1.3	1.3	1.3	1.3
342.	*	1.3	1.3	1.3	1.3	1.3	1.3	1.3	1.3	1.3	1.3	1.3	1.3	1.3	1.3	1.3	1.3	1.3	1.3	1.3	1.3
343.	*	1.3	1.3	1.3	1.3	1.3	1.3	1.3	1.3	1.3	1.3	1.3	1.3	1.3	1.3	1.3	1.3	1.3	1.3	1.3	1.3
344.	*	1.3	1.3	1.3	1.3	1.3	1.3	1.3	1.3	1.3	1.3	1.3	1.3	1.3	1.3	1.3	1.3	1.3	1.3	1.3	1.3
345.	*	1.3	1.3	1.3	1.3	1.3	1.3	1.3	1.3	1.3	1.3	1.3	1.3	1.3	1.3	1.3	1.3	1.3	1.3	1.3	1.3
346.	*	1.3	1.3	1.3	1.3	1.3	1.3	1.3	1.3	1.3	1.3	1.3	1.3	1.3	1.3	1.3	1.3	1.3	1.3	1.3	1.3
347.	*	1.3	1.3	1.3	1.4	1.4	1.3	1.3	1.4	1.3	1.4	1.3	1.3	1.4	1.4	1.3	1.3	1.3	1.4	1.4	1.3
348.	*	1.3	1.3	1.4	1.4	1.4	1.4	1.4	1.4	1.4	1.4	1.4	1.4	1.4	1.4	1.4	1.4	1.4	1.4	1.4	1.4
349.	*	1.3	1.4	1.4	1.4	1.4	1.4	1.4	1.4	1.4	1.4	1.4	1.4	1.4	1.4	1.4	1.4	1.4	1.4	1.4	1.4
350.	*	1.3	1.4	1.4	1.4	1.4	1.4	1.4	1.4	1.4	1.4	1.4	1.4	1.4	1.4	1.4	1.4	1.4	1.4	1.4	1.4
351.	*	1.3	1.4	1.4	1.4	1.4	1.4	1.4	1.4	1.4	1.4	1.4	1.4	1.4	1.4	1.4	1.4	1.4	1.4	1.4	1.4
352.	*	1.4	1.4	1.4	1.4	1.4	1.4	1.4	1.4	1.4	1.4	1.4	1.4	1.4	1.4	1.4	1.4	1.4	1.4	1.4	1.4
353.	*	1.4	1.4	1.4	1.4	1.4	1.4	1.4	1.4	1.4	1.4	1.4	1.4	1.4	1.4	1.4	1.4	1.4	1.4	1.4	1.4

JOB: HSS FDR Platform AQ 1000 m in Height RUN: FDR from 68th to 71st Streets

WIND ANGLE (DEGR)	* CONCENTRATION (PPM)																			
	* REC1	REC2	REC3	REC4	REC5	REC6	REC7	REC8	REC9	REC10	REC11	REC12	REC13	REC14	REC15	REC16	REC17	REC18	REC19	REC20
REC21	REC22	REC23	REC24	REC25	REC26	REC27	REC28	REC29	REC30	REC31	REC32	REC33	REC34	REC35	REC36	REC37	REC38	REC39	REC40	
REC41	REC42	REC43	REC44	REC45	REC46	REC47	REC48	REC49	REC50	REC51	REC52	REC53	REC54	REC55	REC56	REC57	REC58	REC59	REC60	
354.	* 1.4	1.4	1.4	1.4	1.4	1.4	1.4	1.4	1.4	1.4	1.4	1.4	1.4	1.4	1.4	1.4	1.4	1.4	1.4	1.4
355.	* 1.4	1.4	1.4	1.4	1.4	1.4	1.4	1.4	1.4	1.4	1.4	1.4	1.4	1.4	1.4	1.4	1.4	1.4	1.4	1.4
356.	* 1.4	1.4	1.4	1.4	1.4	1.4	1.4	1.4	1.4	1.4	1.4	1.4	1.4	1.4	1.4	1.4	1.4	1.4	1.4	1.4
357.	* 1.4	1.4	1.4	1.5	1.4	1.4	1.4	1.4	1.4	1.4	1.4	1.4	1.4	1.4	1.4	1.4	1.4	1.4	1.4	1.4
358.	* 1.4	1.4	1.4	1.5	1.5	1.5	1.4	1.5	1.5	1.5	1.5	1.4	1.5	1.5	1.4	1.4	1.4	1.5	1.5	1.4
359.	* 1.5	1.4	1.5	1.5	1.5	1.5	1.5	1.5	1.5	1.5	1.5	1.5	1.5	1.5	1.5	1.5	1.5	1.5	1.5	1.5
360.	* 1.5	1.5	1.5	1.5	1.5	1.5	1.5	1.5	1.5	1.5	1.5	1.5	1.5	1.5	1.5	1.5	1.5	1.5	1.5	1.5
MAX	* 1.9	1.8	1.8	1.9	1.8	1.8	1.8	1.8	1.8	1.8	1.7	1.7	1.7	1.7	1.7	1.7	1.7	1.7	1.7	1.7
DEGR.	* 18	14	14	19	13	14	15	14	14	15	15	15	14	15	15	16	15	15	227	226

JOB: HSS FDR Platform AQ 1000 m in Height RUN: FDR from 68th to 71st Streets

MODEL RESULTS

REMARKS : In search of the angle corresponding to the maximum concentration, only the first angle, of the angles with same maximum concentrations, is indicated as maximum.

WIND ANGLE RANGE: 0.-360.

WIND ANGLE (DEGR)	* CONCENTRATION (PPM) REC21	REC22	REC23	REC24	REC25	REC26	REC27	REC28	REC29	REC30	REC31	REC32	REC33	REC34	REC35	REC36	REC37	REC38	REC39	REC40
0.	1.5	1.5	1.5	1.5	1.3	1.3	1.3	1.2	1.0	.7	.3	.0	.0	.0	.0	.0	.0	.0	.0	.0
1.	1.5	1.5	1.5	1.5	1.4	1.3	1.3	1.2	1.0	.7	.3	.0	.0	.0	.0	.0	.0	.0	.0	.0
2.	1.5	1.5	1.5	1.5	1.4	1.3	1.3	1.2	.9	.6	.3	.0	.0	.0	.0	.0	.0	.0	.0	.0
3.	1.5	1.5	1.5	1.5	1.4	1.3	1.2	1.2	.9	.6	.3	.0	.0	.0	.0	.0	.0	.0	.0	.0
4.	1.5	1.5	1.5	1.5	1.4	1.3	1.2	1.1	.9	.6	.2	.0	.0	.0	.0	.0	.0	.0	.0	.0
5.	1.5	1.5	1.5	1.4	1.4	1.4	1.2	1.1	.9	.6	.2	.0	.0	.0	.0	.0	.0	.0	.0	.0
6.	1.5	1.5	1.5	1.4	1.4	1.4	1.2	1.1	.9	.6	.2	.0	.0	.0	.0	.0	.0	.0	.0	.0
7.	1.5	1.5	1.5	1.4	1.4	1.4	1.2	1.1	.9	.6	.2	.0	.0	.0	.0	.0	.0	.0	.0	.0
8.	1.5	1.5	1.5	1.4	1.4	1.3	1.2	1.1	.9	.6	.2	.0	.0	.0	.0	.0	.0	.0	.0	.0
9.	1.5	1.5	1.4	1.4	1.4	1.3	1.2	1.1	.9	.5	.2	.0	.0	.0	.0	.0	.0	.0	.0	.0
10.	1.6	1.6	1.4	1.4	1.4	1.3	1.2	1.1	.8	.5	.2	.0	.0	.0	.0	.0	.0	.0	.0	.0
11.	1.6	1.6	1.4	1.4	1.4	1.3	1.1	1.0	.8	.5	.2	.0	.0	.0	.0	.0	.0	.0	.0	.0
12.	1.6	1.5	1.4	1.4	1.3	1.3	1.1	1.0	.8	.5	.2	.0	.0	.0	.0	.0	.0	.0	.0	.0
13.	1.5	1.5	1.5	1.4	1.3	1.3	1.1	.9	.8	.5	.2	.0	.0	.0	.0	.0	.0	.0	.0	.0
14.	1.5	1.5	1.5	1.4	1.3	1.3	1.1	.9	.8	.5	.2	.0	.0	.0	.0	.0	.0	.0	.0	.0
15.	1.5	1.5	1.5	1.4	1.3	1.2	1.1	.9	.7	.5	.2	.0	.0	.0	.0	.0	.0	.0	.0	.0
16.	1.5	1.5	1.5	1.4	1.3	1.2	1.1	.9	.7	.5	.2	.0	.0	.0	.0	.0	.0	.0	.0	.0
17.	1.5	1.5	1.4	1.4	1.3	1.1	1.1	.9	.7	.5	.2	.0	.0	.0	.0	.0	.0	.0	.0	.0
18.	1.5	1.5	1.4	1.3	1.3	1.1	1.0	.9	.6	.4	.2	.0	.0	.0	.0	.0	.0	.0	.0	.0
19.	1.5	1.5	1.4	1.3	1.2	1.1	1.0	.9	.6	.4	.2	.0	.0	.0	.0	.0	.0	.0	.0	.0
20.	1.5	1.4	1.3	1.3	1.2	1.1	1.0	.9	.6	.4	.1	.0	.0	.0	.0	.0	.0	.0	.0	.0
21.	1.4	1.4	1.3	1.3	1.2	1.1	.9	.8	.6	.4	.1	.0	.0	.0	.0	.0	.0	.0	.0	.0
22.	1.4	1.4	1.3	1.2	1.1	1.0	.9	.8	.6	.4	.1	.0	.0	.0	.0	.0	.0	.0	.0	.0
23.	1.3	1.3	1.3	1.2	1.1	.9	.9	.7	.5	.4	.1	.0	.0	.0	.0	.0	.0	.0	.0	.0
24.	1.3	1.3	1.2	1.2	1.1	.9	.9	.7	.5	.4	.1	.0	.0	.0	.0	.0	.0	.0	.0	.0
25.	1.3	1.3	1.2	1.1	1.1	.9	.9	.7	.5	.3	.1	.0	.0	.0	.0	.0	.0	.0	.0	.0
26.	1.3	1.2	1.1	1.1	.9	.9	.8	.6	.5	.3	.1	.0	.0	.0	.0	.0	.0	.0	.0	.0
27.	1.1	1.2	1.1	1.1	.9	.9	.8	.6	.5	.3	.1	.0	.0	.0	.0	.0	.0	.0	.0	.0
28.	1.1	1.1	1.1	1.0	.9	.8	.8	.6	.4	.3	.1	.0	.0	.0	.0	.0	.0	.0	.0	.0
29.	1.1	1.1	1.0	.9	.9	.8	.7	.6	.4	.3	.1	.0	.0	.0	.0	.0	.0	.0	.0	.0
30.	1.1	1.1	.9	.9	.8	.8	.6	.5	.4	.3	.1	.0	.0	.0	.0	.0	.0	.0	.0	.0
31.	1.0	1.0	.9	.9	.8	.7	.6	.5	.4	.2	.1	.0	.0	.0	.0	.0	.0	.0	.0	.0
32.	1.0	.9	.8	.8	.8	.7	.6	.5	.4	.2	.1	.0	.0	.0	.0	.0	.0	.0	.0	.0
33.	.8	.9	.8	.8	.7	.6	.5	.4	.3	.2	.0	.0	.0	.0	.0	.0	.0	.0	.0	.0
34.	.8	.8	.8	.8	.7	.5	.5	.4	.3	.2	.0	.0	.0	.0	.0	.0	.0	.0	.0	.0
35.	.8	.8	.7	.7	.7	.5	.5	.4	.3	.2	.0	.0	.0	.0	.0	.0	.0	.0	.0	.0
36.	.7	.7	.7	.7	.5	.5	.4	.4	.3	.2	.0	.0	.0	.0	.0	.0	.0	.0	.0	.0
37.	.7	.7	.7	.6	.5	.4	.4	.3	.2	.2	.0	.0	.0	.0	.0	.0	.0	.0	.0	.0
38.	.7	.7	.6	.5	.5	.4	.4	.3	.2	.1	.0	.0	.0	.0	.0	.0	.0	.0	.0	.0
39.	.6	.6	.6	.5	.4	.4	.4	.3	.2	.1	.0	.0	.0	.0	.0	.0	.0	.0	.0	.0
40.	.6	.6	.5	.4	.4	.3	.3	.3	.2	.1	.0	.0	.0	.0	.0	.0	.0	.0	.0	.0
41.	.5	.5	.4	.4	.4	.3	.3	.2	.2	.1	.0	.0	.0	.0	.0	.0	.0	.0	.0	.0

JOB: HSS FDR Platform AQ 1000 m in Height RUN: FDR from 68th to 71st Streets

WIND ANGLE RANGE: 0.-360.

WIND ANGLE (DEGR)	*	CONCENTRATION (PPM) REC21	REC22	REC23	REC24	REC25	REC26	REC27	REC28	REC29	REC30	REC31	REC32	REC33	REC34	REC35	REC36	REC37	REC38	REC39	REC40
42.	*	.4	.4	.4	.4	.3	.3	.3	.2	.2	.1	.0	.0	.0	.0	.0	.0	.0	.0	.0	.0
43.	*	.4	.4	.4	.3	.3	.3	.3	.2	.1	.1	.0	.0	.0	.0	.0	.0	.0	.0	.0	.0
44.	*	.3	.4	.3	.3	.3	.2	.2	.2	.1	.1	.0	.0	.0	.0	.0	.0	.0	.0	.0	.0
45.	*	.3	.3	.3	.3	.3	.2	.2	.2	.1	.1	.0	.0	.0	.0	.0	.0	.0	.0	.0	.0
46.	*	.3	.3	.3	.3	.2	.2	.2	.2	.1	.1	.0	.0	.0	.0	.0	.0	.0	.0	.0	.0
47.	*	.3	.3	.2	.2	.2	.2	.2	.1	.1	.1	.0	.0	.0	.0	.0	.0	.0	.0	.0	.0
48.	*	.2	.2	.2	.2	.2	.2	.2	.1	.1	.1	.0	.0	.0	.0	.0	.0	.0	.0	.0	.0
49.	*	.2	.2	.2	.2	.2	.2	.1	.1	.1	.1	.0	.0	.0	.0	.0	.0	.0	.0	.0	.0
50.	*	.2	.2	.2	.2	.2	.1	.1	.1	.1	.0	.0	.0	.0	.0	.0	.0	.0	.0	.0	.0
51.	*	.2	.2	.2	.2	.1	.1	.1	.1	.1	.0	.0	.0	.0	.0	.0	.0	.0	.0	.0	.0
52.	*	.2	.2	.1	.1	.1	.1	.1	.1	.1	.0	.0	.0	.0	.0	.0	.0	.0	.0	.0	.0
53.	*	.1	.1	.1	.1	.1	.1	.1	.1	.1	.0	.0	.0	.0	.0	.0	.0	.0	.0	.0	.0
54.	*	.1	.1	.1	.1	.1	.1	.1	.1	.1	.0	.0	.0	.0	.0	.0	.0	.0	.0	.0	.0
55.	*	.1	.1	.1	.1	.1	.1	.1	.1	.0	.0	.0	.0	.0	.0	.0	.0	.0	.0	.0	.0
56.	*	.1	.1	.1	.1	.1	.1	.1	.1	.0	.0	.0	.0	.0	.0	.0	.0	.0	.0	.0	.0
57.	*	.1	.1	.1	.1	.1	.1	.1	.1	.0	.0	.0	.0	.0	.0	.0	.0	.0	.0	.0	.0
58.	*	.1	.1	.1	.1	.1	.1	.1	.1	.0	.0	.0	.0	.0	.0	.0	.0	.0	.0	.0	.0
59.	*	.1	.1	.1	.1	.1	.1	.1	.1	.0	.0	.0	.0	.0	.0	.0	.0	.0	.0	.0	.0
60.	*	.1	.1	.1	.1	.1	.1	.1	.0	.0	.0	.0	.0	.0	.0	.0	.0	.0	.0	.0	.0
61.	*	.1	.1	.1	.1	.1	.0	.1	.0	.0	.0	.0	.0	.0	.0	.0	.0	.0	.0	.0	.0
62.	*	.1	.1	.1	.1	.1	.0	.0	.0	.0	.0	.0	.0	.0	.0	.0	.0	.0	.0	.0	.0
63.	*	.0	.1	.0	.1	.0	.0	.0	.0	.0	.0	.0	.0	.0	.0	.0	.0	.0	.0	.0	.0
64.	*	.0	.0	.0	.0	.0	.0	.0	.0	.0	.0	.0	.0	.0	.0	.0	.0	.0	.0	.0	.0
65.	*	.0	.0	.0	.0	.0	.0	.0	.0	.0	.0	.0	.0	.0	.0	.0	.0	.0	.0	.0	.0
66.	*	.0	.0	.0	.0	.0	.0	.0	.0	.0	.0	.0	.0	.0	.0	.0	.0	.0	.0	.0	.0
67.	*	.0	.0	.0	.0	.0	.0	.0	.0	.0	.0	.0	.0	.0	.0	.0	.0	.0	.0	.0	.0
68.	*	.0	.0	.0	.0	.0	.0	.0	.0	.0	.0	.0	.0	.0	.0	.0	.0	.0	.0	.0	.0
69.	*	.0	.0	.0	.0	.0	.0	.0	.0	.0	.0	.0	.0	.0	.0	.0	.0	.0	.0	.0	.0
70.	*	.0	.0	.0	.0	.0	.0	.0	.0	.0	.0	.0	.0	.0	.0	.0	.0	.0	.0	.0	.0
71.	*	.0	.0	.0	.0	.0	.0	.0	.0	.0	.0	.0	.0	.0	.0	.0	.0	.0	.0	.0	.0
72.	*	.0	.0	.0	.0	.0	.0	.0	.0	.0	.0	.0	.0	.0	.0	.0	.0	.0	.0	.0	.0
73.	*	.0	.0	.0	.0	.0	.0	.0	.0	.0	.0	.0	.0	.0	.0	.0	.0	.0	.0	.0	.0
74.	*	.0	.0	.0	.0	.0	.0	.0	.0	.0	.0	.0	.0	.0	.0	.0	.0	.0	.0	.0	.0
75.	*	.0	.0	.0	.0	.0	.0	.0	.0	.0	.0	.0	.0	.0	.0	.0	.0	.0	.0	.0	.0
76.	*	.0	.0	.0	.0	.0	.0	.0	.0	.0	.0	.0	.0	.0	.0	.0	.0	.0	.0	.0	.0
77.	*	.0	.0	.0	.0	.0	.0	.0	.0	.0	.0	.0	.0	.0	.0	.0	.0	.0	.0	.0	.0
78.	*	.0	.0	.0	.0	.0	.0	.0	.0	.0	.0	.0	.0	.0	.0	.0	.0	.0	.0	.0	.0
79.	*	.0	.0	.0	.0	.0	.0	.0	.0	.0	.0	.0	.0	.0	.0	.0	.0	.0	.0	.0	.0
80.	*	.0	.0	.0	.0	.0	.0	.0	.0	.0	.0	.0	.0	.0	.0	.0	.0	.0	.0	.0	.0
81.	*	.0	.0	.0	.0	.0	.0	.0	.0	.0	.0	.0	.0	.0	.0	.0	.0	.0	.0	.0	.0
82.	*	.0	.0	.0	.0	.0	.0	.0	.0	.0	.0	.0	.0	.0	.0	.0	.0	.0	.0	.0	.0
83.	*	.0	.0	.0	.0	.0	.0	.0	.0	.0	.0	.0	.0	.0	.0	.0	.0	.0	.0	.0	.0
84.	*	.0	.0	.0	.0	.0	.0	.0	.0	.0	.0	.0	.0	.0	.0	.0	.0	.0	.0	.0	.0
85.	*	.0	.0	.0	.0	.0	.0	.0	.0	.0	.0	.0	.0	.0	.0	.0	.0	.0	.0	.0	.0
86.	*	.0	.0	.0	.0	.0	.0	.0	.0	.0	.0	.0	.0	.0	.0	.0	.0	.0	.0	.0	.0
87.	*	.0	.0	.0	.0	.0	.0	.0	.0	.0	.0	.0	.0	.0	.0	.0	.0	.0	.0	.0	.0
88.	*	.0	.0	.0	.0	.0	.0	.0	.0	.0	.0	.0	.0	.0	.0	.0	.0	.0	.0	.0	.0
89.	*	.0	.0	.0	.0	.0	.0	.0	.0	.0	.0	.0	.0	.0	.0	.0	.0	.0	.0	.0	.0
90.	*	.0	.0	.0	.0	.0	.0	.0	.0	.0	.0	.0	.0	.0	.0	.0	.0	.0	.0	.0	.0
91.	*	.0	.0	.0	.0	.0	.0	.0	.0	.0	.0	.0	.0	.0	.0	.0	.0	.0	.0	.0	.0
92.	*	.0	.0	.0	.0	.0	.0	.0	.0	.0	.0	.0	.0	.0	.0	.0	.0	.0	.0	.0	.0

JOB: HSS FDR Platform AQ 1000 m in Height RUN: FDR from 68th to 71st Streets

WIND ANGLE RANGE: 0.-360.

WIND ANGLE (DEGR)	*	CONCENTRATION (PPM) REC21	REC22	REC23	REC24	REC25	REC26	REC27	REC28	REC29	REC30	REC31	REC32	REC33	REC34	REC35	REC36	REC37	REC38	REC39	REC40
93.	*	.0	.0	.0	.0	.0	.0	.0	.0	.0	.0	.0	.0	.0	.0	.0	.0	.0	.0	.0	.0
94.	*	.0	.0	.0	.0	.0	.0	.0	.0	.0	.0	.0	.0	.0	.0	.0	.0	.0	.0	.0	.0
95.	*	.0	.0	.0	.0	.0	.0	.0	.0	.0	.0	.0	.0	.0	.0	.0	.0	.0	.0	.0	.0
96.	*	.0	.0	.0	.0	.0	.0	.0	.0	.0	.0	.0	.0	.0	.0	.0	.0	.0	.0	.0	.0
97.	*	.0	.0	.0	.0	.0	.0	.0	.0	.0	.0	.0	.0	.0	.0	.0	.0	.0	.0	.0	.0
98.	*	.0	.0	.0	.0	.0	.0	.0	.0	.0	.0	.0	.0	.0	.0	.0	.0	.0	.0	.0	.0
99.	*	.0	.0	.0	.0	.0	.0	.0	.0	.0	.0	.0	.0	.0	.0	.0	.0	.0	.0	.0	.0
100.	*	.0	.0	.0	.0	.0	.0	.0	.0	.0	.0	.0	.0	.0	.0	.0	.0	.0	.0	.0	.0
101.	*	.0	.0	.0	.0	.0	.0	.0	.0	.0	.0	.0	.0	.0	.0	.0	.0	.0	.0	.0	.0
102.	*	.0	.0	.0	.0	.0	.0	.0	.0	.0	.0	.0	.0	.0	.0	.0	.0	.0	.0	.0	.0
103.	*	.0	.0	.0	.0	.0	.0	.0	.0	.0	.0	.0	.0	.0	.0	.0	.0	.0	.0	.0	.0
104.	*	.0	.0	.0	.0	.0	.0	.0	.0	.0	.0	.0	.0	.0	.0	.0	.0	.0	.0	.0	.0
105.	*	.0	.0	.0	.0	.0	.0	.0	.0	.0	.0	.0	.0	.0	.0	.0	.0	.0	.0	.0	.0
106.	*	.0	.0	.0	.0	.0	.0	.0	.0	.0	.0	.0	.0	.0	.0	.0	.0	.0	.0	.0	.0
107.	*	.0	.0	.0	.0	.0	.0	.0	.0	.0	.0	.0	.0	.0	.0	.0	.0	.0	.0	.0	.0
108.	*	.0	.0	.0	.0	.0	.0	.0	.0	.0	.0	.0	.0	.0	.0	.0	.0	.0	.0	.0	.0
109.	*	.0	.0	.0	.0	.0	.0	.0	.0	.0	.0	.0	.0	.0	.0	.0	.0	.0	.0	.0	.0
110.	*	.0	.0	.0	.0	.0	.0	.0	.0	.0	.0	.0	.0	.0	.0	.0	.0	.0	.0	.0	.0
111.	*	.0	.0	.0	.0	.0	.0	.0	.0	.0	.0	.0	.0	.0	.0	.0	.0	.0	.0	.0	.0
112.	*	.0	.0	.0	.0	.0	.0	.0	.0	.0	.0	.0	.0	.0	.0	.0	.0	.0	.0	.0	.0
113.	*	.0	.0	.0	.0	.0	.0	.0	.0	.0	.0	.0	.0	.0	.0	.0	.0	.0	.0	.0	.0
114.	*	.0	.0	.0	.0	.0	.0	.0	.0	.0	.0	.0	.0	.0	.0	.0	.0	.0	.0	.0	.0
115.	*	.0	.0	.0	.0	.0	.0	.0	.0	.0	.0	.0	.0	.0	.0	.0	.0	.0	.0	.0	.0
116.	*	.0	.0	.0	.0	.0	.0	.0	.0	.0	.0	.0	.0	.0	.0	.0	.0	.0	.0	.0	.0
117.	*	.0	.0	.0	.0	.0	.0	.0	.0	.0	.0	.0	.0	.0	.0	.0	.0	.0	.0	.0	.0
118.	*	.0	.0	.0	.0	.0	.0	.0	.0	.0	.0	.0	.0	.0	.0	.0	.0	.0	.0	.0	.0
119.	*	.0	.0	.0	.0	.0	.0	.0	.0	.0	.0	.0	.0	.0	.0	.0	.0	.0	.0	.0	.0
120.	*	.0	.0	.0	.0	.0	.0	.0	.0	.0	.0	.0	.0	.0	.0	.0	.0	.0	.0	.0	.0
121.	*	.0	.0	.0	.0	.0	.0	.0	.0	.0	.0	.0	.0	.0	.0	.0	.0	.0	.0	.0	.0
122.	*	.0	.0	.0	.0	.0	.0	.0	.0	.0	.0	.0	.0	.0	.0	.0	.0	.0	.0	.0	.0
123.	*	.0	.0	.0	.0	.0	.0	.0	.0	.0	.0	.0	.0	.0	.0	.0	.0	.0	.0	.0	.0
124.	*	.0	.0	.0	.0	.0	.0	.0	.0	.0	.0	.0	.0	.0	.0	.0	.0	.0	.0	.0	.0
125.	*	.0	.0	.0	.0	.0	.0	.0	.0	.0	.0	.0	.0	.0	.0	.0	.0	.0	.0	.0	.0
126.	*	.0	.0	.0	.0	.0	.0	.0	.0	.0	.0	.0	.0	.0	.0	.0	.0	.0	.0	.0	.0
127.	*	.0	.0	.0	.0	.0	.0	.0	.0	.0	.0	.0	.0	.0	.0	.0	.0	.0	.0	.0	.0
128.	*	.0	.0	.0	.0	.0	.0	.0	.0	.0	.0	.0	.0	.0	.0	.0	.0	.0	.0	.0	.0
129.	*	.0	.0	.0	.0	.0	.0	.0	.0	.0	.0	.0	.0	.0	.0	.0	.0	.0	.0	.0	.0
130.	*	.0	.0	.0	.0	.0	.0	.0	.0	.0	.0	.0	.0	.0	.0	.0	.0	.0	.0	.0	.0
131.	*	.0	.0	.0	.0	.0	.0	.0	.0	.0	.0	.0	.0	.0	.0	.0	.0	.0	.0	.0	.0
132.	*	.0	.0	.0	.0	.0	.0	.0	.0	.0	.0	.0	.0	.0	.0	.0	.0	.0	.0	.0	.0
133.	*	.0	.0	.0	.0	.0	.0	.0	.0	.0	.0	.0	.0	.0	.0	.0	.0	.0	.0	.0	.0
134.	*	.0	.0	.0	.0	.0	.0	.0	.0	.0	.0	.0	.0	.0	.0	.0	.0	.0	.0	.0	.0
135.	*	.0	.0	.0	.0	.0	.0	.0	.0	.0	.0	.0	.0	.0	.0	.0	.0	.0	.0	.0	.0
136.	*	.0	.0	.0	.0	.0	.0	.0	.0	.0	.0	.0	.0	.0	.0	.0	.0	.0	.0	.0	.0
137.	*	.0	.0	.0	.0	.0	.0	.0	.0	.0	.0	.0	.0	.0	.0	.0	.0	.0	.0	.0	.0
138.	*	.0	.0	.0	.0	.0	.0	.0	.0	.0	.0	.0	.0	.0	.0	.0	.0	.0	.0	.0	.0
139.	*	.0	.0	.0	.0	.0	.0	.0	.0	.0	.0	.0	.0	.0	.0	.0	.0	.0	.0	.0	.0
140.	*	.0	.0	.0	.0	.0	.0	.0	.0	.0	.0	.0	.0	.0	.0	.0	.0	.0	.0	.0	.0
141.	*	.0	.0	.0	.0	.0	.0	.0	.0	.0	.0	.0	.0	.0	.0	.0	.0	.0	.0	.0	.0
142.	*	.0	.0	.0	.0	.0	.0	.0	.0	.0	.0	.0	.0	.0	.0	.0	.0	.0	.0	.0	.0
143.	*	.0	.0	.0	.0	.0	.0	.0	.0	.0	.0	.0	.0	.0	.0	.0	.0	.0	.0	.0	.0

JOB: HSS FDR Platform AQ 1000 m in Height RUN: FDR from 68th to 71st Streets

WIND ANGLE RANGE: 0.-360.

WIND ANGLE (DEGR)	*	CONCENTRATION (PPM) REC21	REC22	REC23	REC24	REC25	REC26	REC27	REC28	REC29	REC30	REC31	REC32	REC33	REC34	REC35	REC36	REC37	REC38	REC39	REC40
144.	*	.0	.0	.0	.0	.0	.0	.0	.0	.0	.0	.0	.0	.0	.0	.0	.0	.0	.0	.0	.0
145.	*	.0	.0	.0	.0	.0	.0	.0	.0	.0	.0	.0	.0	.0	.0	.0	.0	.0	.0	.0	.0
146.	*	.0	.0	.0	.0	.0	.0	.0	.0	.0	.0	.0	.0	.0	.0	.0	.0	.0	.0	.0	.0
147.	*	.0	.0	.0	.0	.0	.0	.0	.0	.0	.0	.0	.0	.0	.0	.0	.0	.0	.0	.0	.0
148.	*	.0	.0	.0	.0	.0	.0	.0	.0	.0	.0	.0	.0	.0	.0	.0	.0	.0	.0	.0	.0
149.	*	.0	.0	.0	.0	.0	.0	.0	.0	.0	.0	.0	.0	.0	.0	.0	.0	.0	.0	.0	.0
150.	*	.0	.0	.0	.0	.0	.0	.0	.0	.0	.0	.0	.0	.0	.0	.0	.0	.0	.0	.0	.0
151.	*	.0	.0	.0	.0	.0	.0	.0	.0	.0	.0	.0	.0	.0	.0	.0	.0	.0	.0	.0	.0
152.	*	.0	.0	.0	.0	.0	.0	.0	.0	.0	.0	.0	.0	.0	.0	.0	.0	.0	.0	.0	.0
153.	*	.0	.0	.0	.0	.0	.0	.0	.0	.0	.0	.0	.0	.0	.0	.0	.0	.0	.0	.0	.0
154.	*	.0	.0	.0	.0	.0	.0	.0	.0	.0	.0	.0	.0	.0	.0	.0	.0	.0	.0	.0	.0
155.	*	.0	.0	.0	.0	.0	.0	.0	.0	.0	.0	.0	.0	.0	.0	.0	.0	.0	.0	.0	.0
156.	*	.0	.0	.0	.0	.0	.0	.0	.0	.0	.0	.0	.0	.0	.0	.0	.0	.0	.0	.0	.0
157.	*	.0	.0	.0	.0	.0	.0	.0	.0	.0	.0	.0	.0	.0	.0	.0	.0	.0	.0	.0	.0
158.	*	.0	.0	.0	.0	.0	.0	.0	.0	.0	.0	.0	.0	.0	.0	.0	.0	.0	.0	.0	.0
159.	*	.0	.0	.0	.0	.0	.0	.0	.0	.0	.0	.0	.0	.0	.0	.0	.0	.0	.0	.0	.0
160.	*	.0	.0	.0	.0	.0	.0	.0	.0	.0	.0	.0	.0	.0	.0	.0	.0	.0	.0	.0	.0
161.	*	.0	.0	.0	.0	.0	.0	.0	.0	.0	.0	.0	.0	.0	.0	.0	.0	.0	.0	.0	.0
162.	*	.0	.0	.0	.0	.0	.0	.0	.0	.0	.0	.0	.0	.0	.0	.0	.0	.0	.0	.0	.0
163.	*	.0	.0	.0	.0	.0	.0	.0	.0	.0	.0	.0	.0	.0	.0	.0	.0	.0	.0	.0	.0
164.	*	.0	.0	.0	.0	.0	.0	.0	.0	.0	.0	.0	.0	.0	.0	.0	.0	.0	.0	.0	.0
165.	*	.0	.0	.0	.0	.0	.0	.0	.0	.0	.0	.0	.0	.0	.0	.0	.0	.0	.0	.0	.0
166.	*	.0	.0	.0	.0	.0	.0	.0	.0	.0	.0	.0	.0	.0	.0	.0	.0	.0	.0	.0	.0
167.	*	.0	.0	.0	.0	.0	.0	.0	.0	.0	.0	.0	.0	.0	.0	.0	.0	.0	.0	.0	.0
168.	*	.0	.0	.0	.0	.0	.0	.0	.0	.0	.0	.0	.0	.0	.0	.0	.0	.0	.0	.0	.0
169.	*	.0	.0	.0	.0	.0	.0	.0	.0	.0	.0	.0	.0	.0	.0	.0	.0	.0	.0	.0	.0
170.	*	.0	.0	.0	.0	.0	.0	.0	.0	.0	.0	.0	.0	.0	.0	.0	.0	.0	.0	.0	.0
171.	*	.0	.0	.0	.0	.0	.0	.0	.0	.0	.0	.0	.0	.0	.0	.0	.0	.0	.0	.0	.0
172.	*	.0	.0	.0	.0	.0	.0	.0	.0	.0	.0	.0	.0	.0	.0	.0	.0	.0	.0	.0	.0
173.	*	.0	.0	.0	.0	.0	.0	.0	.0	.0	.0	.0	.0	.0	.0	.0	.0	.0	.0	.0	.0
174.	*	.0	.0	.0	.0	.0	.0	.0	.0	.0	.0	.0	.0	.0	.0	.0	.0	.0	.0	.0	.0
175.	*	.0	.0	.0	.0	.0	.0	.0	.0	.0	.0	.0	.0	.0	.0	.0	.0	.0	.0	.0	.0
176.	*	.0	.0	.0	.0	.0	.0	.0	.0	.0	.0	.0	.0	.0	.0	.0	.0	.0	.0	.0	.0
177.	*	.0	.0	.0	.0	.0	.0	.0	.0	.0	.0	.0	.0	.0	.0	.0	.0	.0	.0	.0	.0
178.	*	.0	.0	.0	.0	.0	.0	.0	.0	.0	.0	.0	.0	.0	.0	.0	.0	.0	.0	.0	.0
179.	*	.0	.0	.0	.0	.0	.0	.0	.0	.0	.0	.0	.0	.0	.0	.0	.0	.0	.0	.0	.0
180.	*	.0	.0	.0	.0	.0	.0	.0	.0	.0	.0	.0	.0	.0	.0	.0	.0	.0	.0	.0	.0
181.	*	.0	.0	.0	.0	.0	.0	.0	.0	.0	.0	.0	.0	.0	.0	.0	.0	.0	.0	.0	.0
182.	*	.0	.0	.0	.0	.0	.0	.0	.0	.0	.0	.0	.0	.0	.0	.0	.0	.0	.0	.0	.0
183.	*	.0	.0	.0	.0	.0	.0	.0	.0	.0	.0	.1	.0	.0	.0	.0	.0	.0	.0	.0	.0
184.	*	.0	.1	.0	.1	.0	.0	.1	.0	.0	.1	.1	.0	.0	.0	.0	.0	.0	.0	.0	.0
185.	*	.0	.1	.1	.1	.1	.1	.1	.1	.1	.1	.1	.0	.0	.0	.0	.0	.0	.0	.0	.0
186.	*	.1	.1	.1	.1	.1	.1	.1	.1	.1	.1	.1	.0	.0	.0	.0	.0	.0	.0	.0	.0
187.	*	.1	.1	.1	.1	.1	.1	.1	.1	.1	.1	.1	.1	.0	.0	.0	.0	.0	.0	.0	.0
188.	*	.1	.1	.1	.1	.1	.1	.1	.1	.1	.1	.1	.1	.1	.0	.0	.0	.0	.0	.0	.0
189.	*	.1	.1	.1	.1	.1	.1	.1	.1	.1	.1	.1	.1	.1	.0	.0	.0	.0	.0	.0	.0
190.	*	.1	.1	.1	.1	.1	.1	.1	.1	.1	.1	.1	.1	.1	.1	.0	.0	.0	.0	.0	.0
191.	*	.1	.1	.1	.1	.1	.1	.1	.1	.1	.1	.1	.1	.1	.1	.1	.0	.0	.0	.0	.0
192.	*	.1	.1	.1	.1	.1	.1	.1	.1	.1	.1	.1	.1	.1	.1	.1	.1	.0	.0	.0	.0
193.	*	.1	.1	.1	.1	.1	.1	.1	.1	.1	.1	.2	.1	.1	.1	.1	.1	.1	.0	.0	.0
194.	*	.1	.2	.2	.2	.2	.1	.2	.2	.2	.2	.2	.1	.1	.1	.1	.1	.1	.1	.1	.1

JOB: HSS FDR Platform AQ 1000 m in Height RUN: FDR from 68th to 71st Streets

WIND ANGLE RANGE: 0.-360.

WIND ANGLE (DEGR)	*	CONCENTRATION (PPM) REC21	REC22	REC23	REC24	REC25	REC26	REC27	REC28	REC29	REC30	REC31	REC32	REC33	REC34	REC35	REC36	REC37	REC38	REC39	REC40
195.	*	.1	.2	.2	.2	.2	.2	.2	.2	.2	.2	.2	.2	.1	.1	.1	.1	.1	.1	.1	.1
196.	*	.2	.2	.2	.2	.2	.2	.2	.2	.2	.2	.2	.2	.2	.1	.1	.1	.1	.1	.1	.1
197.	*	.2	.2	.2	.2	.2	.2	.2	.2	.2	.2	.2	.2	.2	.2	.1	.1	.1	.1	.1	.1
198.	*	.2	.2	.2	.2	.2	.2	.2	.2	.2	.2	.3	.2	.2	.2	.2	.1	.1	.1	.1	.1
199.	*	.2	.3	.3	.3	.3	.3	.3	.3	.3	.3	.3	.3	.2	.2	.2	.2	.1	.1	.1	.1
200.	*	.3	.3	.3	.3	.3	.3	.3	.3	.3	.4	.4	.4	.4	.3	.3	.3	.3	.2	.2	.2
201.	*	.3	.3	.3	.4	.4	.4	.4	.4	.4	.4	.5	.4	.4	.4	.3	.3	.3	.3	.2	.2
202.	*	.4	.5	.5	.5	.5	.5	.5	.5	.5	.5	.5	.5	.4	.4	.4	.3	.3	.3	.3	.3
203.	*	.5	.5	.5	.5	.5	.5	.5	.5	.5	.5	.5	.5	.5	.4	.4	.4	.3	.3	.3	.3
204.	*	.5	.5	.5	.5	.5	.5	.6	.6	.5	.6	.6	.6	.5	.5	.4	.4	.4	.3	.3	.3
205.	*	.5	.6	.6	.6	.6	.6	.6	.6	.6	.6	.6	.6	.6	.5	.4	.4	.4	.3	.3	.3
206.	*	.6	.6	.6	.6	.6	.6	.6	.6	.6	.6	.7	.7	.6	.5	.5	.4	.4	.4	.3	.3
207.	*	.6	.7	.6	.7	.7	.7	.7	.7	.7	.7	.8	.8	.7	.7	.6	.6	.5	.5	.4	.3
208.	*	.7	.7	.7	.7	.7	.7	.8	.8	.8	.8	.9	.8	.8	.7	.6	.6	.5	.5	.5	.5
209.	*	.7	.7	.8	.9	.9	.8	.9	.9	.9	.9	.9	.9	.8	.7	.7	.6	.6	.5	.5	.5
210.	*	.8	.9	.9	.9	.9	.9	.9	.9	.9	.9	1.0	.9	.9	.8	.7	.6	.6	.5	.5	.5
211.	*	.9	.9	.9	.9	.9	.9	1.0	1.0	1.0	1.0	1.0	1.0	.9	.8	.7	.7	.6	.6	.5	.5
212.	*	.9	1.0	1.0	1.0	1.0	1.0	1.0	1.0	1.0	1.0	1.2	1.1	1.0	.9	.8	.8	.7	.6	.5	.5
213.	*	1.0	1.0	1.0	1.0	1.0	1.0	1.2	1.2	1.1	1.2	1.2	1.2	1.1	1.0	.9	.8	.7	.7	.6	.5
214.	*	1.0	1.1	1.1	1.2	1.2	1.2	1.2	1.2	1.2	1.2	1.3	1.2	1.1	1.0	.9	.8	.7	.7	.7	.6
215.	*	1.1	1.2	1.2	1.2	1.2	1.2	1.3	1.2	1.2	1.3	1.3	1.3	1.1	1.0	.9	.8	.8	.7	.7	.6
216.	*	1.2	1.2	1.2	1.3	1.3	1.3	1.3	1.3	1.3	1.3	1.3	1.4	1.3	1.1	1.0	.8	.8	.7	.7	.6
217.	*	1.2	1.3	1.3	1.3	1.3	1.3	1.3	1.3	1.4	1.4	1.5	1.4	1.3	1.1	1.0	.9	.9	.7	.7	.6
218.	*	1.3	1.3	1.3	1.3	1.3	1.4	1.5	1.5	1.5	1.5	1.5	1.5	1.3	1.2	1.0	1.0	.9	.7	.7	.6
219.	*	1.3	1.4	1.5	1.5	1.5	1.5	1.5	1.5	1.5	1.5	1.5	1.5	1.3	1.2	1.0	1.0	.9	.8	.7	.6
220.	*	1.4	1.5	1.5	1.5	1.5	1.5	1.5	1.5	1.5	1.5	1.6	1.5	1.3	1.2	1.0	1.0	.9	.8	.7	.6
221.	*	1.5	1.5	1.5	1.5	1.5	1.5	1.6	1.5	1.5	1.6	1.7	1.6	1.4	1.3	1.0	1.0	.9	.8	.7	.6
222.	*	1.5	1.5	1.5	1.6	1.6	1.5	1.6	1.6	1.7	1.7	1.7	1.7	1.5	1.3	1.1	.9	.9	.8	.7	.6
223.	*	1.5	1.6	1.6	1.6	1.6	1.7	1.7	1.7	1.7	1.7	1.7	1.7	1.5	1.3	1.1	1.0	.9	.8	.8	.6
224.	*	1.5	1.6	1.6	1.7	1.7	1.7	1.7	1.7	1.7	1.7	1.8	1.7	1.5	1.3	1.1	1.0	.8	.8	.7	.6
225.	*	1.6	1.7	1.7	1.7	1.7	1.7	1.7	1.7	1.7	1.7	1.8	1.7	1.5	1.3	1.1	1.0	.8	.8	.7	.6
226.	*	1.7	1.7	1.7	1.7	1.7	1.7	1.7	1.7	1.7	1.7	1.8	1.7	1.5	1.3	1.1	1.0	.8	.8	.6	.6
227.	*	1.7	1.7	1.7	1.7	1.7	1.7	1.7	1.7	1.7	1.7	1.8	1.7	1.5	1.2	1.1	1.0	.8	.7	.6	.6
228.	*	1.7	1.7	1.7	1.7	1.7	1.7	1.7	1.7	1.7	1.7	1.9	1.8	1.5	1.2	1.1	1.0	.8	.7	.6	.5
229.	*	1.7	1.7	1.7	1.7	1.7	1.7	1.7	1.7	1.7	1.8	1.9	1.8	1.5	1.3	1.1	.9	.8	.7	.6	.5
230.	*	1.7	1.7	1.7	1.7	1.7	1.7	1.8	1.8	1.8	1.8	1.9	1.8	1.5	1.3	1.0	.9	.7	.7	.5	.5
231.	*	1.7	1.7	1.7	1.7	1.7	1.7	1.8	1.8	1.8	1.8	1.9	1.8	1.5	1.3	1.0	.9	.7	.6	.5	.5
232.	*	1.7	1.7	1.7	1.7	1.8	1.8	1.8	1.8	1.8	1.8	1.9	1.8	1.5	1.3	1.0	.9	.7	.6	.5	.5
233.	*	1.7	1.7	1.7	1.8	1.8	1.8	1.8	1.8	1.8	1.8	1.8	1.8	1.5	1.2	1.0	.8	.7	.5	.5	.4
234.	*	1.7	1.7	1.8	1.8	1.8	1.8	1.8	1.8	1.8	1.8	1.8	1.7	1.4	1.2	.9	.7	.7	.5	.5	.4
235.	*	1.6	1.7	1.6	1.8	1.8	1.7	1.8	1.8	1.8	1.8	1.8	1.7	1.4	1.1	.9	.7	.5	.5	.4	.3
236.	*	1.6	1.6	1.6	1.7	1.7	1.7	1.8	1.7	1.7	1.8	1.8	1.7	1.4	1.0	.9	.7	.5	.5	.3	.3
237.	*	1.6	1.6	1.7	1.7	1.7	1.7	1.7	1.7	1.7	1.7	1.8	1.7	1.3	1.0	.9	.7	.5	.5	.3	.3
238.	*	1.6	1.6	1.7	1.7	1.7	1.7	1.7	1.7	1.7	1.7	1.7	1.6	1.3	1.0	.7	.6	.5	.3	.3	.3
239.	*	1.6	1.6	1.7	1.7	1.7	1.7	1.7	1.7	1.7	1.7	1.7	1.6	1.3	1.0	.7	.5	.5	.3	.3	.2
240.	*	1.6	1.6	1.6	1.7	1.7	1.7	1.7	1.7	1.7	1.7	1.7	1.6	1.3	.9	.7	.5	.4	.3	.3	.2
241.	*	1.6	1.6	1.6	1.7	1.7	1.7	1.7	1.7	1.7	1.7	1.7	1.6	1.2	.9	.7	.5	.3	.3	.3	.2
242.	*	1.5	1.6	1.6	1.6	1.6	1.6	1.7	1.7	1.7	1.7	1.7	1.6	1.1	.9	.6	.5	.3	.3	.2	.2
243.	*	1.5	1.5	1.5	1.6	1.5	1.5	1.7	1.5	1.5	1.7	1.7	1.6	1.1	.9	.6	.5	.3	.3	.2	.1
244.	*	1.5	1.5	1.5	1.5	1.5	1.5	1.5	1.5	1.5	1.5	1.6	1.5	1.1	.8	.6	.4	.3	.3	.2	.1
245.	*	1.5	1.5	1.5	1.5	1.5	1.5	1.5	1.5	1.5	1.5	1.5	1.4	1.0	.7	.5	.4	.3	.2	.1	.1

JOB: HSS FDR Platform AQ 1000 m in Height RUN: FDR from 68th to 71st Streets

WIND ANGLE RANGE: 0.-360.

WIND ANGLE (DEGR)	*	CONCENTRATION (PPM) REC21	REC22	REC23	REC24	REC25	REC26	REC27	REC28	REC29	REC30	REC31	REC32	REC33	REC34	REC35	REC36	REC37	REC38	REC39	REC40
246.	*	1.5	1.5	1.5	1.5	1.5	1.5	1.5	1.5	1.5	1.5	1.5	1.4	1.0	.7	.5	.3	.3	.2	.1	.1
247.	*	1.5	1.5	1.5	1.5	1.5	1.5	1.5	1.5	1.5	1.5	1.5	1.4	1.0	.7	.5	.3	.3	.1	.1	.1
248.	*	1.5	1.5	1.5	1.5	1.5	1.5	1.5	1.5	1.5	1.5	1.5	1.4	1.0	.7	.4	.3	.2	.1	.1	.1
249.	*	1.5	1.5	1.5	1.5	1.5	1.5	1.5	1.5	1.5	1.5	1.5	1.4	1.0	.6	.4	.3	.1	.1	.1	.0
250.	*	1.5	1.5	1.5	1.5	1.5	1.5	1.5	1.5	1.5	1.5	1.5	1.3	.9	.6	.4	.3	.1	.1	.1	.0
251.	*	1.4	1.5	1.4	1.5	1.5	1.4	1.5	1.5	1.4	1.5	1.5	1.3	.9	.6	.3	.3	.1	.1	.1	.0
252.	*	1.4	1.4	1.4	1.4	1.4	1.4	1.4	1.4	1.4	1.4	1.4	1.3	.9	.6	.3	.3	.1	.1	.0	.0
253.	*	1.4	1.4	1.4	1.4	1.4	1.4	1.4	1.4	1.4	1.4	1.4	1.3	.9	.5	.3	.1	.1	.1	.0	.0
254.	*	1.4	1.4	1.4	1.4	1.4	1.4	1.4	1.4	1.4	1.4	1.4	1.3	.9	.5	.3	.1	.1	.1	.0	.0
255.	*	1.4	1.4	1.4	1.4	1.4	1.4	1.4	1.4	1.4	1.4	1.4	1.3	.7	.4	.3	.1	.1	.0	.0	.0
256.	*	1.4	1.4	1.4	1.4	1.4	1.4	1.4	1.4	1.4	1.4	1.4	1.3	.7	.4	.3	.1	.1	.0	.0	.0
257.	*	1.4	1.4	1.4	1.4	1.4	1.4	1.4	1.4	1.4	1.4	1.4	1.3	.7	.4	.3	.1	.1	.0	.0	.0
258.	*	1.4	1.4	1.4	1.4	1.4	1.4	1.4	1.4	1.4	1.4	1.4	1.2	.7	.4	.2	.1	.1	.0	.0	.0
259.	*	1.4	1.4	1.4	1.4	1.4	1.4	1.4	1.4	1.4	1.4	1.4	1.2	.7	.4	.1	.1	.0	.0	.0	.0
260.	*	1.4	1.4	1.4	1.4	1.4	1.4	1.4	1.4	1.4	1.4	1.4	1.2	.7	.4	.1	.1	.0	.0	.0	.0
261.	*	1.4	1.4	1.4	1.4	1.4	1.4	1.4	1.4	1.4	1.4	1.4	1.2	.7	.3	.1	.1	.0	.0	.0	.0
262.	*	1.3	1.4	1.3	1.4	1.3	1.3	1.4	1.3	1.3	1.4	1.4	1.2	.6	.3	.1	.1	.0	.0	.0	.0
263.	*	1.3	1.3	1.3	1.3	1.3	1.3	1.3	1.3	1.3	1.3	1.3	1.2	.6	.3	.1	.1	.0	.0	.0	.0
264.	*	1.3	1.3	1.3	1.3	1.3	1.3	1.3	1.3	1.3	1.3	1.3	1.2	.6	.3	.1	.0	.0	.0	.0	.0
265.	*	1.3	1.3	1.3	1.3	1.3	1.3	1.3	1.3	1.3	1.3	1.3	1.0	.5	.3	.1	.0	.0	.0	.0	.0
266.	*	1.3	1.3	1.3	1.3	1.3	1.3	1.3	1.3	1.3	1.3	1.3	1.0	.5	.2	.1	.0	.0	.0	.0	.0
267.	*	1.3	1.3	1.3	1.3	1.3	1.3	1.3	1.3	1.3	1.3	1.3	1.0	.5	.2	.1	.0	.0	.0	.0	.0
268.	*	1.3	1.3	1.3	1.3	1.3	1.3	1.3	1.3	1.3	1.3	1.3	1.0	.5	.2	.1	.0	.0	.0	.0	.0
269.	*	1.3	1.3	1.3	1.3	1.3	1.3	1.3	1.3	1.3	1.3	1.3	1.0	.5	.1	.1	.0	.0	.0	.0	.0
270.	*	1.3	1.3	1.3	1.3	1.3	1.3	1.3	1.3	1.3	1.3	1.3	1.0	.4	.1	.1	.0	.0	.0	.0	.0
271.	*	1.3	1.3	1.3	1.3	1.3	1.3	1.3	1.3	1.3	1.3	1.3	1.0	.4	.1	.1	.0	.0	.0	.0	.0
272.	*	1.2	1.3	1.3	1.3	1.3	1.2	1.3	1.3	1.2	1.3	1.3	1.0	.4	.1	.0	.0	.0	.0	.0	.0
273.	*	1.2	1.3	1.2	1.3	1.2	1.2	1.3	1.3	1.2	1.3	1.3	1.0	.3	.1	.0	.0	.0	.0	.0	.0
274.	*	1.2	1.2	1.2	1.3	1.2	1.2	1.3	1.2	1.2	1.2	1.3	.9	.3	.1	.0	.0	.0	.0	.0	.0
275.	*	1.2	1.2	1.2	1.2	1.2	1.2	1.2	1.2	1.2	1.2	1.3	.9	.3	.1	.0	.0	.0	.0	.0	.0
276.	*	1.1	1.2	1.1	1.2	1.1	1.1	1.2	1.1	1.1	1.1	1.3	.9	.3	.1	.0	.0	.0	.0	.0	.0
277.	*	1.1	1.1	1.1	1.1	1.1	1.1	1.1	1.1	1.1	1.1	1.3	.9	.3	.1	.0	.0	.0	.0	.0	.0
278.	*	1.1	1.1	1.1	1.1	1.1	1.1	1.1	1.1	1.1	1.1	1.3	.9	.3	.1	.0	.0	.0	.0	.0	.0
279.	*	1.1	1.1	1.1	1.1	1.1	1.1	1.1	1.1	1.1	1.1	1.3	.9	.3	.1	.0	.0	.0	.0	.0	.0
280.	*	1.1	1.1	1.1	1.1	1.1	1.1	1.1	1.1	1.1	1.1	1.2	.9	.3	.1	.0	.0	.0	.0	.0	.0
281.	*	1.1	1.1	1.1	1.1	1.1	1.1	1.1	1.1	1.1	1.1	1.1	.8	.2	.0	.0	.0	.0	.0	.0	.0
282.	*	1.1	1.1	1.1	1.1	1.1	1.1	1.1	1.1	1.1	1.1	1.1	.8	.2	.0	.0	.0	.0	.0	.0	.0
283.	*	1.1	1.1	1.1	1.1	1.1	1.1	1.1	1.1	1.1	1.1	1.1	.8	.1	.0	.0	.0	.0	.0	.0	.0
284.	*	1.1	1.1	1.1	1.1	1.1	1.1	1.1	1.1	1.1	1.1	1.1	.7	.1	.0	.0	.0	.0	.0	.0	.0
285.	*	1.1	1.1	1.1	1.1	1.1	1.1	1.1	1.1	1.1	1.1	1.1	.7	.1	.0	.0	.0	.0	.0	.0	.0
286.	*	1.1	1.1	1.1	1.1	1.1	1.1	1.1	1.1	1.1	1.1	1.1	.7	.1	.0	.0	.0	.0	.0	.0	.0
287.	*	1.1	1.1	1.1	1.1	1.1	1.1	1.1	1.1	1.1	1.1	1.1	.7	.1	.0	.0	.0	.0	.0	.0	.0
288.	*	1.1	1.1	1.1	1.1	1.1	1.1	1.1	1.1	1.1	1.1	1.1	.7	.1	.0	.0	.0	.0	.0	.0	.0
289.	*	1.1	1.1	1.1	1.1	1.1	1.1	1.1	1.1	1.1	1.1	1.1	.6	.1	.0	.0	.0	.0	.0	.0	.0
290.	*	1.1	1.1	1.1	1.1	1.1	1.1	1.1	1.1	1.1	1.1	1.1	.6	.1	.0	.0	.0	.0	.0	.0	.0
291.	*	1.1	1.1	1.1	1.1	1.1	1.1	1.1	1.1	1.1	1.1	1.1	.6	.1	.0	.0	.0	.0	.0	.0	.0
292.	*	1.1	1.1	1.1	1.1	1.1	1.1	1.1	1.1	1.1	1.1	1.1	.6	.1	.0	.0	.0	.0	.0	.0	.0
293.	*	1.1	1.1	1.1	1.1	1.1	1.1	1.1	1.1	1.1	1.1	1.1	.6	.1	.0	.0	.0	.0	.0	.0	.0
294.	*	1.1	1.1	1.1	1.1	1.1	1.1	1.1	1.1	1.1	1.1	1.1	.6	.1	.0	.0	.0	.0	.0	.0	.0
295.	*	1.1	1.1	1.1	1.1	1.1	1.1	1.1	1.1	1.1	1.1	1.1	.5	.1	.0	.0	.0	.0	.0	.0	.0
296.	*	1.1	1.1	1.1	1.1	1.1	1.1	1.1	1.1	1.1	1.1	1.1	.4	.1	.0	.0	.0	.0	.0	.0	.0

JOB: HSS FDR Platform AQ 1000 m in Height RUN: FDR from 68th to 71st Streets

WIND ANGLE RANGE: 0.-360.

WIND ANGLE (DEGR)	*	CONCENTRATION (PPM) REC21	REC22	REC23	REC24	REC25	REC26	REC27	REC28	REC29	REC30	REC31	REC32	REC33	REC34	REC35	REC36	REC37	REC38	REC39	REC40
297.	*	1.1	1.1	1.1	1.1	1.1	1.1	1.1	1.1	1.1	1.1	1.1	.4	.0	.0	.0	.0	.0	.0	.0	.0
298.	*	1.1	1.1	1.1	1.1	1.1	1.1	1.1	1.1	1.1	1.1	1.1	.4	.0	.0	.0	.0	.0	.0	.0	.0
299.	*	1.1	1.1	1.1	1.1	1.1	1.1	1.1	1.1	1.1	1.1	1.1	.4	.0	.0	.0	.0	.0	.0	.0	.0
300.	*	1.1	1.1	1.1	1.1	1.1	1.1	1.1	1.1	1.1	1.1	1.1	.4	.0	.0	.0	.0	.0	.0	.0	.0
301.	*	1.1	1.1	1.1	1.1	1.1	1.1	1.1	1.1	1.1	1.1	1.1	.4	.0	.0	.0	.0	.0	.0	.0	.0
302.	*	1.1	1.1	1.1	1.1	1.1	1.1	1.2	1.1	1.1	1.1	1.1	.4	.0	.0	.0	.0	.0	.0	.0	.0
303.	*	1.1	1.1	1.1	1.2	1.1	1.1	1.2	1.1	1.1	1.1	1.1	.3	.0	.0	.0	.0	.0	.0	.0	.0
304.	*	1.1	1.2	1.1	1.2	1.1	1.1	1.2	1.1	1.1	1.1	1.1	.2	.0	.0	.0	.0	.0	.0	.0	.0
305.	*	1.1	1.2	1.1	1.2	1.1	1.1	1.2	1.1	1.1	1.1	1.1	.2	.0	.0	.0	.0	.0	.0	.0	.0
306.	*	1.1	1.1	1.1	1.2	1.1	1.1	1.2	1.1	1.1	1.1	1.1	.2	.0	.0	.0	.0	.0	.0	.0	.0
307.	*	1.1	1.1	1.1	1.1	1.1	1.1	1.1	1.1	1.1	1.1	1.1	.2	.0	.0	.0	.0	.0	.0	.0	.0
308.	*	1.1	1.1	1.1	1.1	1.1	1.1	1.1	1.1	1.1	1.1	1.0	.2	.0	.0	.0	.0	.0	.0	.0	.0
309.	*	1.1	1.1	1.1	1.1	1.1	1.1	1.1	1.1	1.1	1.1	1.0	.2	.0	.0	.0	.0	.0	.0	.0	.0
310.	*	1.1	1.1	1.1	1.1	1.1	1.1	1.1	1.1	1.1	1.1	1.0	.2	.0	.0	.0	.0	.0	.0	.0	.0
311.	*	1.1	1.1	1.1	1.1	1.1	1.1	1.1	1.1	1.1	1.1	1.0	.2	.0	.0	.0	.0	.0	.0	.0	.0
312.	*	1.1	1.1	1.1	1.1	1.1	1.1	1.1	1.1	1.1	1.1	1.0	.2	.0	.0	.0	.0	.0	.0	.0	.0
313.	*	1.1	1.1	1.1	1.1	1.1	1.1	1.1	1.1	1.1	1.1	1.0	.2	.0	.0	.0	.0	.0	.0	.0	.0
314.	*	1.1	1.1	1.1	1.1	1.1	1.1	1.1	1.1	1.1	1.1	1.0	.1	.0	.0	.0	.0	.0	.0	.0	.0
315.	*	1.1	1.1	1.1	1.1	1.1	1.1	1.1	1.1	1.1	1.1	1.0	.1	.0	.0	.0	.0	.0	.0	.0	.0
316.	*	1.1	1.1	1.1	1.1	1.1	1.1	1.1	1.1	1.1	1.1	1.0	.1	.0	.0	.0	.0	.0	.0	.0	.0
317.	*	1.1	1.1	1.1	1.1	1.1	1.1	1.1	1.1	1.1	1.1	1.0	.0	.0	.0	.0	.0	.0	.0	.0	.0
318.	*	1.1	1.1	1.1	1.1	1.1	1.1	1.1	1.1	1.1	1.1	.9	.0	.0	.0	.0	.0	.0	.0	.0	.0
319.	*	1.1	1.1	1.1	1.1	1.1	1.1	1.1	1.1	1.1	1.1	.9	.0	.0	.0	.0	.0	.0	.0	.0	.0
320.	*	1.1	1.1	1.1	1.1	1.1	1.1	1.1	1.1	1.1	1.1	.9	.0	.0	.0	.0	.0	.0	.0	.0	.0
321.	*	1.1	1.1	1.1	1.1	1.1	1.1	1.1	1.1	1.1	1.1	.8	.0	.0	.0	.0	.0	.0	.0	.0	.0
322.	*	1.1	1.1	1.1	1.1	1.1	1.1	1.1	1.1	1.1	1.1	.8	.0	.0	.0	.0	.0	.0	.0	.0	.0
323.	*	1.1	1.1	1.1	1.1	1.1	1.1	1.1	1.1	1.1	1.1	.8	.0	.0	.0	.0	.0	.0	.0	.0	.0
324.	*	1.1	1.1	1.1	1.1	1.1	1.1	1.1	1.1	1.1	1.1	.8	.0	.0	.0	.0	.0	.0	.0	.0	.0
325.	*	1.1	1.1	1.1	1.1	1.1	1.1	1.1	1.1	1.1	1.1	.8	.0	.0	.0	.0	.0	.0	.0	.0	.0
326.	*	1.1	1.1	1.1	1.1	1.1	1.1	1.1	1.1	1.1	1.1	.8	.0	.0	.0	.0	.0	.0	.0	.0	.0
327.	*	1.1	1.1	1.1	1.1	1.1	1.1	1.1	1.1	1.1	1.0	.8	.0	.0	.0	.0	.0	.0	.0	.0	.0
328.	*	1.1	1.1	1.1	1.1	1.1	1.1	1.1	1.1	1.1	1.0	.7	.0	.0	.0	.0	.0	.0	.0	.0	.0
329.	*	1.1	1.1	1.1	1.1	1.1	1.1	1.1	1.1	1.1	1.0	.7	.0	.0	.0	.0	.0	.0	.0	.0	.0
330.	*	1.1	1.1	1.1	1.1	1.1	1.1	1.1	1.1	1.1	1.0	.6	.0	.0	.0	.0	.0	.0	.0	.0	.0
331.	*	1.1	1.1	1.1	1.1	1.1	1.1	1.1	1.1	1.1	1.0	.6	.0	.0	.0	.0	.0	.0	.0	.0	.0
332.	*	1.1	1.1	1.1	1.1	1.1	1.1	1.1	1.1	1.1	1.0	.6	.0	.0	.0	.0	.0	.0	.0	.0	.0
333.	*	1.1	1.2	1.1	1.2	1.1	1.1	1.2	1.1	1.1	1.0	.6	.0	.0	.0	.0	.0	.0	.0	.0	.0
334.	*	1.2	1.2	1.2	1.2	1.2	1.2	1.2	1.2	1.1	1.0	.6	.0	.0	.0	.0	.0	.0	.0	.0	.0
335.	*	1.2	1.2	1.2	1.2	1.2	1.2	1.2	1.2	1.1	1.0	.6	.0	.0	.0	.0	.0	.0	.0	.0	.0
336.	*	1.2	1.2	1.2	1.2	1.2	1.2	1.2	1.2	1.2	1.0	.6	.0	.0	.0	.0	.0	.0	.0	.0	.0
337.	*	1.2	1.3	1.2	1.2	1.2	1.2	1.2	1.2	1.2	1.0	.6	.0	.0	.0	.0	.0	.0	.0	.0	.0
338.	*	1.3	1.3	1.2	1.2	1.2	1.2	1.2	1.2	1.2	1.0	.6	.0	.0	.0	.0	.0	.0	.0	.0	.0
339.	*	1.3	1.3	1.3	1.3	1.2	1.2	1.2	1.2	1.2	.9	.6	.0	.0	.0	.0	.0	.0	.0	.0	.0
340.	*	1.3	1.3	1.3	1.3	1.2	1.2	1.2	1.2	1.2	.9	.6	.0	.0	.0	.0	.0	.0	.0	.0	.0
341.	*	1.3	1.3	1.3	1.3	1.2	1.2	1.2	1.2	1.2	.9	.5	.0	.0	.0	.0	.0	.0	.0	.0	.0
342.	*	1.3	1.3	1.3	1.3	1.3	1.2	1.2	1.2	1.2	.9	.4	.0	.0	.0	.0	.0	.0	.0	.0	.0
343.	*	1.3	1.3	1.3	1.3	1.3	1.2	1.2	1.2	1.1	.9	.4	.0	.0	.0	.0	.0	.0	.0	.0	.0
344.	*	1.3	1.3	1.3	1.3	1.3	1.2	1.2	1.2	1.1	.9	.4	.0	.0	.0	.0	.0	.0	.0	.0	.0
345.	*	1.3	1.3	1.3	1.3	1.3	1.3	1.2	1.2	1.1	.9	.4	.0	.0	.0	.0	.0	.0	.0	.0	.0
346.	*	1.3	1.3	1.3	1.3	1.3	1.3	1.2	1.2	1.1	.9	.4	.0	.0	.0	.0	.0	.0	.0	.0	.0
347.	*	1.3	1.4	1.3	1.4	1.3	1.3	1.2	1.2	1.1	.9	.4	.0	.0	.0	.0	.0	.0	.0	.0	.0

JOB: HSS FDR Platform AQ 1000 m in Height RUN: FDR from 68th to 71st Streets

WIND ANGLE RANGE: 0.-360.

WIND ANGLE (DEGR)	*	CONCENTRATION (PPM) REC21	REC22	REC23	REC24	REC25	REC26	REC27	REC28	REC29	REC30	REC31	REC32	REC33	REC34	REC35	REC36	REC37	REC38	REC39	REC40
348.	*	1.4	1.4	1.4	1.4	1.4	1.3	1.3	1.2	1.1	.9	.4	.0	.0	.0	.0	.0	.0	.0	.0	.0
349.	*	1.4	1.4	1.4	1.4	1.4	1.4	1.3	1.2	1.1	.8	.4	.0	.0	.0	.0	.0	.0	.0	.0	.0
350.	*	1.4	1.4	1.4	1.4	1.4	1.4	1.3	1.2	1.1	.8	.4	.0	.0	.0	.0	.0	.0	.0	.0	.0
351.	*	1.4	1.4	1.4	1.4	1.4	1.4	1.3	1.3	1.1	.8	.4	.0	.0	.0	.0	.0	.0	.0	.0	.0
352.	*	1.4	1.4	1.4	1.4	1.4	1.4	1.3	1.3	1.1	.8	.3	.0	.0	.0	.0	.0	.0	.0	.0	.0
353.	*	1.4	1.4	1.4	1.4	1.4	1.4	1.3	1.3	1.0	.8	.3	.0	.0	.0	.0	.0	.0	.0	.0	.0
354.	*	1.4	1.4	1.4	1.4	1.4	1.3	1.3	1.2	1.0	.8	.3	.0	.0	.0	.0	.0	.0	.0	.0	.0
355.	*	1.4	1.4	1.4	1.4	1.4	1.3	1.3	1.2	1.0	.8	.3	.0	.0	.0	.0	.0	.0	.0	.0	.0
356.	*	1.4	1.4	1.4	1.4	1.4	1.3	1.3	1.2	1.0	.8	.3	.0	.0	.0	.0	.0	.0	.0	.0	.0
357.	*	1.4	1.4	1.4	1.4	1.4	1.3	1.3	1.2	1.0	.8	.3	.0	.0	.0	.0	.0	.0	.0	.0	.0
358.	*	1.4	1.4	1.4	1.4	1.4	1.3	1.3	1.2	1.0	.8	.3	.0	.0	.0	.0	.0	.0	.0	.0	.0
359.	*	1.4	1.5	1.4	1.5	1.4	1.3	1.3	1.2	1.0	.7	.3	.0	.0	.0	.0	.0	.0	.0	.0	.0
360.	*	1.5	1.5	1.5	1.5	1.3	1.3	1.3	1.2	1.0	.7	.3	.0	.0	.0	.0	.0	.0	.0	.0	.0
MAX	*	1.7	1.7	1.8	1.8	1.8	1.8	1.8	1.8	1.8	1.8	1.9	1.8	1.5	1.3	1.1	1.0	.9	.8	.8	.6
DEGR.	*	226	225	234	233	232	232	230	230	230	229	228	228	222	221	222	218	217	219	223	214

JOB: HSS FDR Platform AQ 1000 m in Height RUN: FDR from 68th to 71st Streets

MODEL RESULTS

REMARKS : In search of the angle corresponding to the maximum concentration, only the first angle, of the angles with same maximum concentrations, is indicated as maximum.

WIND ANGLE RANGE: 0.-360.

WIND ANGLE (DEGR)	* CONCENTRATION (PPM) REC41	REC42	REC43	REC44	REC45	REC46	REC47	REC48	REC49	REC50	REC51	REC52	REC53	REC54	REC55	REC56	REC57	REC58	REC59	REC60
0.	.0	.0	.0	.0	.0	.0	.0	.0	.0	.0	.0	.0	.0	.0	.0	.0	1.1	.7	.5	.3
1.	.0	.0	.0	.0	.0	.0	.0	.0	.0	.0	.0	.0	.0	.0	.0	.0	1.1	.7	.5	.3
2.	.0	.0	.0	.0	.0	.0	.0	.0	.0	.0	.0	.0	.0	.0	.0	.0	1.1	.8	.5	.3
3.	.0	.0	.0	.0	.0	.0	.0	.0	.0	.0	.0	.0	.0	.0	.0	.0	1.1	.9	.6	.4
4.	.0	.0	.0	.0	.0	.0	.0	.0	.0	.0	.0	.0	.0	.0	.0	.0	1.1	.9	.6	.4
5.	.0	.0	.0	.0	.0	.0	.0	.0	.0	.0	.0	.0	.0	.0	.0	.0	1.2	.9	.6	.5
6.	.0	.0	.0	.0	.0	.0	.0	.0	.0	.0	.0	.0	.0	.0	.0	.0	1.3	.9	.7	.5
7.	.0	.0	.0	.0	.0	.0	.0	.0	.0	.0	.0	.0	.0	.0	.0	.0	1.3	.9	.7	.5
8.	.0	.0	.0	.0	.0	.0	.0	.0	.0	.0	.0	.0	.0	.0	.0	.0	1.3	1.0	.7	.5
9.	.0	.0	.0	.0	.0	.0	.0	.0	.0	.0	.0	.0	.0	.0	.0	.0	1.4	1.0	.7	.6
10.	.0	.0	.0	.0	.0	.0	.0	.0	.0	.0	.0	.0	.0	.0	.0	.0	1.4	1.0	.9	.6
11.	.0	.0	.0	.0	.0	.0	.0	.0	.0	.0	.0	.0	.0	.0	.0	.0	1.4	1.0	.9	.7
12.	.0	.0	.0	.0	.0	.0	.0	.0	.0	.0	.0	.0	.0	.0	.0	.0	1.4	1.1	.9	.7
13.	.0	.0	.0	.0	.0	.0	.0	.0	.0	.0	.0	.0	.0	.0	.0	.0	1.4	1.1	.9	.7
14.	.0	.0	.0	.0	.0	.0	.0	.0	.0	.0	.0	.0	.0	.0	.0	.0	1.5	1.2	.9	.7
15.	.0	.0	.0	.0	.0	.0	.0	.0	.0	.0	.0	.0	.0	.0	.0	.0	1.5	1.3	1.0	.9
16.	.0	.0	.0	.0	.0	.0	.0	.0	.0	.0	.0	.0	.0	.0	.0	.0	1.5	1.3	1.0	.9
17.	.0	.0	.0	.0	.0	.0	.0	.0	.0	.0	.0	.0	.0	.0	.0	.0	1.6	1.3	1.0	.9
18.	.0	.0	.0	.0	.0	.0	.0	.0	.0	.0	.0	.0	.0	.0	.0	.0	1.6	1.3	1.1	.9
19.	.0	.0	.0	.0	.0	.0	.0	.0	.0	.0	.0	.0	.0	.0	.0	.0	1.6	1.4	1.1	1.0
20.	.0	.0	.0	.0	.0	.0	.0	.0	.0	.0	.0	.0	.0	.0	.0	.0	1.6	1.4	1.1	1.0
21.	.0	.0	.0	.0	.0	.0	.0	.0	.0	.0	.0	.0	.0	.0	.0	.0	1.6	1.4	1.1	1.0
22.	.0	.0	.0	.0	.0	.0	.0	.0	.0	.0	.0	.0	.0	.0	.0	.0	1.5	1.3	1.1	1.0
23.	.0	.0	.0	.0	.0	.0	.0	.0	.0	.0	.0	.0	.0	.0	.0	.0	1.5	1.3	1.2	1.0
24.	.0	.0	.0	.0	.0	.0	.0	.0	.0	.0	.0	.0	.0	.0	.0	.0	1.5	1.3	1.2	1.0
25.	.0	.0	.0	.0	.0	.0	.0	.0	.0	.0	.0	.0	.0	.0	.0	.0	1.5	1.3	1.2	1.1
26.	.0	.0	.0	.0	.0	.0	.0	.0	.0	.0	.0	.0	.0	.0	.0	.0	1.5	1.3	1.2	1.1
27.	.0	.0	.0	.0	.0	.0	.0	.0	.0	.0	.0	.0	.0	.0	.0	.0	1.5	1.3	1.2	1.0
28.	.0	.0	.0	.0	.0	.0	.0	.0	.0	.0	.0	.0	.0	.0	.0	.0	1.5	1.3	1.2	1.0
29.	.0	.0	.0	.0	.0	.0	.0	.0	.0	.0	.0	.0	.0	.0	.0	.0	1.4	1.2	1.1	1.0
30.	.0	.0	.0	.0	.0	.0	.0	.0	.0	.0	.0	.0	.0	.0	.0	.0	1.4	1.2	1.1	1.0
31.	.0	.0	.0	.0	.0	.0	.0	.0	.0	.0	.0	.0	.0	.0	.0	.0	1.3	1.2	1.1	1.0
32.	.0	.0	.0	.0	.0	.0	.0	.0	.0	.0	.0	.0	.0	.0	.0	.0	1.3	1.2	1.1	1.0
33.	.0	.0	.0	.0	.0	.0	.0	.0	.0	.0	.0	.0	.0	.0	.0	.0	1.2	1.2	1.0	.9
34.	.0	.0	.0	.0	.0	.0	.0	.0	.0	.0	.0	.0	.0	.0	.0	.0	1.2	1.0	.9	.8
35.	.0	.0	.0	.0	.0	.0	.0	.0	.0	.0	.0	.0	.0	.0	.0	.0	1.1	1.0	.9	.8
36.	.0	.0	.0	.0	.0	.0	.0	.0	.0	.0	.0	.0	.0	.0	.0	.0	1.1	1.0	.9	.8
37.	.0	.0	.0	.0	.0	.0	.0	.0	.0	.0	.0	.0	.0	.0	.0	.0	1.0	.9	.9	.8
38.	.0	.0	.0	.0	.0	.0	.0	.0	.0	.0	.0	.0	.0	.0	.0	.0	.9	.8	.7	.7
39.	.0	.0	.0	.0	.0	.0	.0	.0	.0	.0	.0	.0	.0	.0	.0	.0	.9	.8	.7	.6
40.	.0	.0	.0	.0	.0	.0	.0	.0	.0	.0	.0	.0	.0	.0	.0	.0	.8	.7	.7	.6
41.	.0	.0	.0	.0	.0	.0	.0	.0	.0	.0	.0	.0	.0	.0	.0	.0	.8	.7	.6	.6

JOB: HSS FDR Platform AQ 1000 m in Height RUN: FDR from 68th to 71st Streets

WIND ANGLE RANGE: 0.-360.

WIND ANGLE (DEGR)	*	CONCENTRATION (PPM) REC41	REC42	REC43	REC44	REC45	REC46	REC47	REC48	REC49	REC50	REC51	REC52	REC53	REC54	REC55	REC56	REC57	REC58	REC59	REC60
42.	*	.0	.0	.0	.0	.0	.0	.0	.0	.0	.0	.0	.0	.0	.0	.0	.0	.7	.7	.6	.6
43.	*	.0	.0	.0	.0	.0	.0	.0	.0	.0	.0	.0	.0	.0	.0	.0	.0	.6	.5	.5	.4
44.	*	.0	.0	.0	.0	.0	.0	.0	.0	.0	.0	.0	.0	.0	.0	.0	.0	.6	.5	.4	.4
45.	*	.0	.0	.0	.0	.0	.0	.0	.0	.0	.0	.0	.0	.0	.0	.0	.0	.5	.5	.4	.4
46.	*	.0	.0	.0	.0	.0	.0	.0	.0	.0	.0	.0	.0	.0	.0	.0	.0	.5	.4	.4	.4
47.	*	.0	.0	.0	.0	.0	.0	.0	.0	.0	.0	.0	.0	.0	.0	.0	.0	.4	.4	.4	.3
48.	*	.0	.0	.0	.0	.0	.0	.0	.0	.0	.0	.0	.0	.0	.0	.0	.0	.4	.4	.3	.3
49.	*	.0	.0	.0	.0	.0	.0	.0	.0	.0	.0	.0	.0	.0	.0	.0	.0	.4	.3	.3	.3
50.	*	.0	.0	.0	.0	.0	.0	.0	.0	.0	.0	.0	.0	.0	.0	.0	.0	.2	.2	.2	.2
51.	*	.0	.0	.0	.0	.0	.0	.0	.0	.0	.0	.0	.0	.0	.0	.0	.0	.2	.2	.2	.1
52.	*	.0	.0	.0	.0	.0	.0	.0	.0	.0	.0	.0	.0	.0	.0	.0	.0	.2	.2	.1	.1
53.	*	.0	.0	.0	.0	.0	.0	.0	.0	.0	.0	.0	.0	.0	.0	.0	.0	.2	.1	.1	.1
54.	*	.0	.0	.0	.0	.0	.0	.0	.0	.0	.0	.0	.0	.0	.0	.0	.0	.1	.1	.1	.1
55.	*	.0	.0	.0	.0	.0	.0	.0	.0	.0	.0	.0	.0	.0	.0	.0	.0	.1	.1	.1	.1
56.	*	.0	.0	.0	.0	.0	.0	.0	.0	.0	.0	.0	.0	.0	.0	.0	.0	.1	.1	.1	.1
57.	*	.0	.0	.0	.0	.0	.0	.0	.0	.0	.0	.0	.0	.0	.0	.0	.0	.1	.1	.1	.1
58.	*	.0	.0	.0	.0	.0	.0	.0	.0	.0	.0	.0	.0	.0	.0	.0	.0	.1	.1	.1	.1
59.	*	.0	.0	.0	.0	.0	.0	.0	.0	.0	.0	.0	.0	.0	.0	.0	.0	.1	.1	.0	.0
60.	*	.0	.0	.0	.0	.0	.0	.0	.0	.0	.0	.0	.0	.0	.0	.0	.0	.1	.0	.0	.0
61.	*	.0	.0	.0	.0	.0	.0	.0	.0	.0	.0	.0	.0	.0	.0	.0	.0	.0	.0	.0	.0
62.	*	.0	.0	.0	.0	.0	.0	.0	.0	.0	.0	.0	.0	.0	.0	.0	.0	.0	.0	.0	.0
63.	*	.0	.0	.0	.0	.0	.0	.0	.0	.0	.0	.0	.0	.0	.0	.0	.0	.0	.0	.0	.0
64.	*	.0	.0	.0	.0	.0	.0	.0	.0	.0	.0	.0	.0	.0	.0	.0	.0	.0	.0	.0	.0
65.	*	.0	.0	.0	.0	.0	.0	.0	.0	.0	.0	.0	.0	.0	.0	.0	.0	.0	.0	.0	.0
66.	*	.0	.0	.0	.0	.0	.0	.0	.0	.0	.0	.0	.0	.0	.0	.0	.0	.0	.0	.0	.0
67.	*	.0	.0	.0	.0	.0	.0	.0	.0	.0	.0	.0	.0	.0	.0	.0	.0	.0	.0	.0	.0
68.	*	.0	.0	.0	.0	.0	.0	.0	.0	.0	.0	.0	.0	.0	.0	.0	.0	.0	.0	.0	.0
69.	*	.0	.0	.0	.0	.0	.0	.0	.0	.0	.0	.0	.0	.0	.0	.0	.0	.0	.0	.0	.0
70.	*	.0	.0	.0	.0	.0	.0	.0	.0	.0	.0	.0	.0	.0	.0	.0	.0	.0	.0	.0	.0
71.	*	.0	.0	.0	.0	.0	.0	.0	.0	.0	.0	.0	.0	.0	.0	.0	.0	.0	.0	.0	.0
72.	*	.0	.0	.0	.0	.0	.0	.0	.0	.0	.0	.0	.0	.0	.0	.0	.0	.0	.0	.0	.0
73.	*	.0	.0	.0	.0	.0	.0	.0	.0	.0	.0	.0	.0	.0	.0	.0	.0	.0	.0	.0	.0
74.	*	.0	.0	.0	.0	.0	.0	.0	.0	.0	.0	.0	.0	.0	.0	.0	.0	.0	.0	.0	.0
75.	*	.0	.0	.0	.0	.0	.0	.0	.0	.0	.0	.0	.0	.0	.0	.0	.0	.0	.0	.0	.0
76.	*	.0	.0	.0	.0	.0	.0	.0	.0	.0	.0	.0	.0	.0	.0	.0	.0	.0	.0	.0	.0
77.	*	.0	.0	.0	.0	.0	.0	.0	.0	.0	.0	.0	.0	.0	.0	.0	.0	.0	.0	.0	.0
78.	*	.0	.0	.0	.0	.0	.0	.0	.0	.0	.0	.0	.0	.0	.0	.0	.0	.0	.0	.0	.0
79.	*	.0	.0	.0	.0	.0	.0	.0	.0	.0	.0	.0	.0	.0	.0	.0	.0	.0	.0	.0	.0
80.	*	.0	.0	.0	.0	.0	.0	.0	.0	.0	.0	.0	.0	.0	.0	.0	.0	.0	.0	.0	.0
81.	*	.0	.0	.0	.0	.0	.0	.0	.0	.0	.0	.0	.0	.0	.0	.0	.0	.0	.0	.0	.0
82.	*	.0	.0	.0	.0	.0	.0	.0	.0	.0	.0	.0	.0	.0	.0	.0	.0	.0	.0	.0	.0
83.	*	.0	.0	.0	.0	.0	.0	.0	.0	.0	.0	.0	.0	.0	.0	.0	.0	.0	.0	.0	.0
84.	*	.0	.0	.0	.0	.0	.0	.0	.0	.0	.0	.0	.0	.0	.0	.0	.0	.0	.0	.0	.0
85.	*	.0	.0	.0	.0	.0	.0	.0	.0	.0	.0	.0	.0	.0	.0	.0	.0	.0	.0	.0	.0
86.	*	.0	.0	.0	.0	.0	.0	.0	.0	.0	.0	.0	.0	.0	.0	.0	.0	.0	.0	.0	.0
87.	*	.0	.0	.0	.0	.0	.0	.0	.0	.0	.0	.0	.0	.0	.0	.0	.0	.0	.0	.0	.0
88.	*	.0	.0	.0	.0	.0	.0	.0	.0	.0	.0	.0	.0	.0	.0	.0	.0	.0	.0	.0	.0
89.	*	.0	.0	.0	.0	.0	.0	.0	.0	.0	.0	.0	.0	.0	.0	.0	.0	.0	.0	.0	.0
90.	*	.0	.0	.0	.0	.0	.0	.0	.0	.0	.0	.0	.0	.0	.0	.0	.0	.0	.0	.0	.0
91.	*	.0	.0	.0	.0	.0	.0	.0	.0	.0	.0	.0	.0	.0	.0	.0	.0	.0	.0	.0	.0
92.	*	.0	.0	.0	.0	.0	.0	.0	.0	.0	.0	.0	.0	.0	.0	.0	.0	.0	.0	.0	.0

JOB: HSS FDR Platform AQ 1000 m in Height RUN: FDR from 68th to 71st Streets

WIND ANGLE RANGE: 0.-360.

WIND ANGLE (DEGR)	*	CONCENTRATION (PPM) REC41	REC42	REC43	REC44	REC45	REC46	REC47	REC48	REC49	REC50	REC51	REC52	REC53	REC54	REC55	REC56	REC57	REC58	REC59	REC60
93.	*	.0	.0	.0	.0	.0	.0	.0	.0	.0	.0	.0	.0	.0	.0	.0	.0	.0	.0	.0	.0
94.	*	.0	.0	.0	.0	.0	.0	.0	.0	.0	.0	.0	.0	.0	.0	.0	.0	.0	.0	.0	.0
95.	*	.0	.0	.0	.0	.0	.0	.0	.0	.0	.0	.0	.0	.0	.0	.0	.0	.0	.0	.0	.0
96.	*	.0	.0	.0	.0	.0	.0	.0	.0	.0	.0	.0	.0	.0	.0	.0	.0	.0	.0	.0	.0
97.	*	.0	.0	.0	.0	.0	.0	.0	.0	.0	.0	.0	.0	.0	.0	.0	.0	.0	.0	.0	.0
98.	*	.0	.0	.0	.0	.0	.0	.0	.0	.0	.0	.0	.0	.0	.0	.0	.0	.0	.0	.0	.0
99.	*	.0	.0	.0	.0	.0	.0	.0	.0	.0	.0	.0	.0	.0	.0	.0	.0	.0	.0	.0	.0
100.	*	.0	.0	.0	.0	.0	.0	.0	.0	.0	.0	.0	.0	.0	.0	.0	.0	.0	.0	.0	.0
101.	*	.0	.0	.0	.0	.0	.0	.0	.0	.0	.0	.0	.0	.0	.0	.0	.0	.0	.0	.0	.0
102.	*	.0	.0	.0	.0	.0	.0	.0	.0	.0	.0	.0	.0	.0	.0	.0	.0	.0	.0	.0	.0
103.	*	.0	.0	.0	.0	.0	.0	.0	.0	.0	.0	.0	.0	.0	.0	.0	.0	.0	.0	.0	.0
104.	*	.0	.0	.0	.0	.0	.0	.0	.0	.0	.0	.0	.0	.0	.0	.0	.0	.0	.0	.0	.0
105.	*	.0	.0	.0	.0	.0	.0	.0	.0	.0	.0	.0	.0	.0	.0	.0	.0	.0	.0	.0	.0
106.	*	.0	.0	.0	.0	.0	.0	.0	.0	.0	.0	.0	.0	.0	.0	.0	.0	.0	.0	.0	.0
107.	*	.0	.0	.0	.0	.0	.0	.0	.0	.0	.0	.0	.0	.0	.0	.0	.0	.0	.0	.0	.0
108.	*	.0	.0	.0	.0	.0	.0	.0	.0	.0	.0	.0	.0	.0	.0	.0	.0	.0	.0	.0	.0
109.	*	.0	.0	.0	.0	.0	.0	.0	.0	.0	.0	.0	.0	.0	.0	.0	.0	.0	.0	.0	.0
110.	*	.0	.0	.0	.0	.0	.0	.0	.0	.0	.0	.0	.0	.0	.0	.0	.0	.0	.0	.0	.0
111.	*	.0	.0	.0	.0	.0	.0	.0	.0	.0	.0	.0	.0	.0	.0	.0	.0	.0	.0	.0	.0
112.	*	.0	.0	.0	.0	.0	.0	.0	.0	.0	.0	.0	.0	.0	.0	.0	.0	.0	.0	.0	.0
113.	*	.0	.0	.0	.0	.0	.0	.0	.0	.0	.0	.0	.0	.0	.0	.0	.0	.0	.0	.0	.0
114.	*	.0	.0	.0	.0	.0	.0	.0	.0	.0	.0	.0	.0	.0	.0	.0	.0	.0	.0	.0	.0
115.	*	.0	.0	.0	.0	.0	.0	.0	.0	.0	.0	.0	.0	.0	.0	.0	.0	.0	.0	.0	.0
116.	*	.0	.0	.0	.0	.0	.0	.0	.0	.0	.0	.0	.0	.0	.0	.0	.0	.0	.0	.0	.0
117.	*	.0	.0	.0	.0	.0	.0	.0	.0	.0	.0	.0	.0	.0	.0	.0	.0	.0	.0	.0	.0
118.	*	.0	.0	.0	.0	.0	.0	.0	.0	.0	.0	.0	.0	.0	.0	.0	.0	.0	.0	.0	.0
119.	*	.0	.0	.0	.0	.0	.0	.0	.0	.0	.0	.0	.0	.0	.0	.0	.0	.0	.0	.0	.0
120.	*	.0	.0	.0	.0	.0	.0	.0	.0	.0	.0	.0	.0	.0	.0	.0	.0	.0	.0	.0	.0
121.	*	.0	.0	.0	.0	.0	.0	.0	.0	.0	.0	.0	.0	.0	.0	.0	.0	.0	.0	.0	.0
122.	*	.0	.0	.0	.0	.0	.0	.0	.0	.0	.0	.0	.0	.0	.0	.0	.0	.0	.0	.0	.0
123.	*	.0	.0	.0	.0	.0	.0	.0	.0	.0	.0	.0	.0	.0	.0	.0	.0	.0	.0	.0	.0
124.	*	.0	.0	.0	.0	.0	.0	.0	.0	.0	.0	.0	.0	.0	.0	.0	.0	.0	.0	.0	.0
125.	*	.0	.0	.0	.0	.0	.0	.0	.0	.0	.0	.0	.0	.0	.0	.0	.0	.0	.0	.0	.0
126.	*	.0	.0	.0	.0	.0	.0	.0	.0	.0	.0	.0	.0	.0	.0	.0	.0	.0	.0	.0	.0
127.	*	.0	.0	.0	.0	.0	.0	.0	.0	.0	.0	.0	.0	.0	.0	.0	.0	.0	.0	.0	.0
128.	*	.0	.0	.0	.0	.0	.0	.0	.0	.0	.0	.0	.0	.0	.0	.0	.0	.0	.0	.0	.0
129.	*	.0	.0	.0	.0	.0	.0	.0	.0	.0	.0	.0	.0	.0	.0	.0	.0	.0	.0	.0	.0
130.	*	.0	.0	.0	.0	.0	.0	.0	.0	.0	.0	.0	.0	.0	.0	.0	.0	.0	.0	.0	.0
131.	*	.0	.0	.0	.0	.0	.0	.0	.0	.0	.0	.0	.0	.0	.0	.0	.0	.0	.0	.0	.0
132.	*	.0	.0	.0	.0	.0	.0	.0	.0	.0	.0	.0	.0	.0	.0	.0	.0	.0	.0	.0	.0
133.	*	.0	.0	.0	.0	.0	.0	.0	.0	.0	.0	.0	.0	.0	.0	.0	.0	.0	.0	.0	.0
134.	*	.0	.0	.0	.0	.0	.0	.0	.0	.0	.0	.0	.0	.0	.0	.0	.0	.0	.0	.0	.0
135.	*	.0	.0	.0	.0	.0	.0	.0	.0	.0	.0	.0	.0	.0	.0	.0	.0	.0	.0	.0	.0
136.	*	.0	.0	.0	.0	.0	.0	.0	.0	.0	.0	.0	.0	.0	.0	.0	.0	.0	.0	.0	.0
137.	*	.0	.0	.0	.0	.0	.0	.0	.0	.0	.0	.0	.0	.0	.0	.0	.0	.0	.0	.0	.0
138.	*	.0	.0	.0	.0	.0	.0	.0	.0	.0	.0	.0	.0	.0	.0	.0	.0	.0	.0	.0	.0
139.	*	.0	.0	.0	.0	.0	.0	.0	.0	.0	.0	.0	.0	.0	.0	.0	.0	.0	.0	.0	.0
140.	*	.0	.0	.0	.0	.0	.0	.0	.0	.0	.0	.0	.0	.0	.0	.0	.0	.0	.0	.0	.0
141.	*	.0	.0	.0	.0	.0	.0	.0	.0	.0	.0	.0	.0	.0	.0	.0	.0	.0	.0	.0	.0
142.	*	.0	.0	.0	.0	.0	.0	.0	.0	.0	.0	.0	.0	.0	.0	.0	.0	.0	.0	.0	.0
143.	*	.0	.0	.0	.0	.0	.0	.0	.0	.0	.0	.0	.0	.0	.0	.0	.0	.0	.0	.0	.0

JOB: HSS FDR Platform AQ 1000 m in Height RUN: FDR from 68th to 71st Streets

WIND ANGLE RANGE: 0.-360.

WIND ANGLE (DEGR)	*	CONCENTRATION (PPM) REC41	REC42	REC43	REC44	REC45	REC46	REC47	REC48	REC49	REC50	REC51	REC52	REC53	REC54	REC55	REC56	REC57	REC58	REC59	REC60
144.	*	.0	.0	.0	.0	.0	.0	.0	.0	.0	.0	.0	.0	.0	.0	.0	.0	.0	.0	.0	.0
145.	*	.0	.0	.0	.0	.0	.0	.0	.0	.0	.0	.0	.0	.0	.0	.0	.0	.0	.0	.0	.0
146.	*	.0	.0	.0	.0	.0	.0	.0	.0	.0	.0	.0	.0	.0	.0	.0	.0	.0	.0	.0	.0
147.	*	.0	.0	.0	.0	.0	.0	.0	.0	.0	.0	.0	.0	.0	.0	.0	.0	.0	.0	.0	.0
148.	*	.0	.0	.0	.0	.0	.0	.0	.0	.0	.0	.0	.0	.0	.0	.0	.0	.0	.0	.0	.0
149.	*	.0	.0	.0	.0	.0	.0	.0	.0	.0	.0	.0	.0	.0	.0	.0	.0	.0	.0	.0	.0
150.	*	.0	.0	.0	.0	.0	.0	.0	.0	.0	.0	.0	.0	.0	.0	.0	.0	.0	.0	.0	.0
151.	*	.0	.0	.0	.0	.0	.0	.0	.0	.0	.0	.0	.0	.0	.0	.0	.0	.0	.0	.0	.0
152.	*	.0	.0	.0	.0	.0	.0	.0	.0	.0	.0	.0	.0	.0	.0	.0	.0	.0	.0	.0	.0
153.	*	.0	.0	.0	.0	.0	.0	.0	.0	.0	.0	.0	.0	.0	.0	.0	.0	.0	.0	.0	.0
154.	*	.0	.0	.0	.0	.0	.0	.0	.0	.0	.0	.0	.0	.0	.0	.0	.0	.0	.0	.0	.0
155.	*	.0	.0	.0	.0	.0	.0	.0	.0	.0	.0	.0	.0	.0	.0	.0	.0	.0	.0	.0	.0
156.	*	.0	.0	.0	.0	.0	.0	.0	.0	.0	.0	.0	.0	.0	.0	.0	.0	.0	.0	.0	.0
157.	*	.0	.0	.0	.0	.0	.0	.0	.0	.0	.0	.0	.0	.0	.0	.0	.0	.0	.0	.0	.0
158.	*	.0	.0	.0	.0	.0	.0	.0	.0	.0	.0	.0	.0	.0	.0	.0	.0	.0	.0	.0	.0
159.	*	.0	.0	.0	.0	.0	.0	.0	.0	.0	.0	.0	.0	.0	.0	.0	.0	.0	.0	.0	.0
160.	*	.0	.0	.0	.0	.0	.0	.0	.0	.0	.0	.0	.0	.0	.0	.0	.0	.0	.0	.0	.0
161.	*	.0	.0	.0	.0	.0	.0	.0	.0	.0	.0	.0	.0	.0	.0	.0	.0	.0	.0	.0	.0
162.	*	.0	.0	.0	.0	.0	.0	.0	.0	.0	.0	.0	.0	.0	.0	.0	.0	.0	.0	.0	.0
163.	*	.0	.0	.0	.0	.0	.0	.0	.0	.0	.0	.0	.0	.0	.0	.0	.0	.0	.0	.0	.0
164.	*	.0	.0	.0	.0	.0	.0	.0	.0	.0	.0	.0	.0	.0	.0	.0	.0	.0	.0	.0	.0
165.	*	.0	.0	.0	.0	.0	.0	.0	.0	.0	.0	.0	.0	.0	.0	.0	.0	.0	.0	.0	.0
166.	*	.0	.0	.0	.0	.0	.0	.0	.0	.0	.0	.0	.0	.0	.0	.0	.0	.0	.0	.0	.0
167.	*	.0	.0	.0	.0	.0	.0	.0	.0	.0	.0	.0	.0	.0	.0	.0	.0	.0	.0	.0	.0
168.	*	.0	.0	.0	.0	.0	.0	.0	.0	.0	.0	.0	.0	.0	.0	.0	.0	.0	.0	.0	.0
169.	*	.0	.0	.0	.0	.0	.0	.0	.0	.0	.0	.0	.0	.0	.0	.0	.0	.0	.0	.0	.0
170.	*	.0	.0	.0	.0	.0	.0	.0	.0	.0	.0	.0	.0	.0	.0	.0	.0	.0	.0	.0	.0
171.	*	.0	.0	.0	.0	.0	.0	.0	.0	.0	.0	.0	.0	.0	.0	.0	.0	.0	.0	.0	.0
172.	*	.0	.0	.0	.0	.0	.0	.0	.0	.0	.0	.0	.0	.0	.0	.0	.0	.0	.0	.0	.0
173.	*	.0	.0	.0	.0	.0	.0	.0	.0	.0	.0	.0	.0	.0	.0	.0	.0	.0	.0	.0	.0
174.	*	.0	.0	.0	.0	.0	.0	.0	.0	.0	.0	.0	.0	.0	.0	.0	.0	.0	.0	.0	.0
175.	*	.0	.0	.0	.0	.0	.0	.0	.0	.0	.0	.0	.0	.0	.0	.0	.0	.0	.0	.0	.0
176.	*	.0	.0	.0	.0	.0	.0	.0	.0	.0	.0	.0	.0	.0	.0	.0	.0	.0	.0	.0	.0
177.	*	.0	.0	.0	.0	.0	.0	.0	.0	.0	.0	.0	.0	.0	.0	.0	.0	.0	.0	.0	.0
178.	*	.0	.0	.0	.0	.0	.0	.0	.0	.0	.0	.0	.0	.0	.0	.0	.0	.0	.0	.0	.0
179.	*	.0	.0	.0	.0	.0	.0	.0	.0	.0	.0	.0	.0	.0	.0	.0	.0	.0	.0	.0	.0
180.	*	.0	.0	.0	.0	.0	.0	.0	.0	.0	.0	.0	.0	.0	.0	.0	.0	.0	.0	.0	.0
181.	*	.0	.0	.0	.0	.0	.0	.0	.0	.0	.0	.0	.0	.0	.0	.0	.0	.0	.0	.0	.0
182.	*	.0	.0	.0	.0	.0	.0	.0	.0	.0	.0	.0	.0	.0	.0	.0	.0	.0	.0	.0	.0
183.	*	.0	.0	.0	.0	.0	.0	.0	.0	.0	.0	.0	.0	.0	.0	.0	.0	.0	.0	.0	.0
184.	*	.0	.0	.0	.0	.0	.0	.0	.0	.0	.0	.0	.0	.0	.0	.0	.0	.0	.0	.0	.0
185.	*	.0	.0	.0	.0	.0	.0	.0	.0	.0	.0	.0	.0	.0	.0	.0	.0	.0	.0	.0	.0
186.	*	.0	.0	.0	.0	.0	.0	.0	.0	.0	.0	.0	.0	.0	.0	.0	.0	.0	.0	.0	.0
187.	*	.0	.0	.0	.0	.0	.0	.0	.0	.0	.0	.0	.0	.0	.0	.0	.0	.0	.0	.0	.0
188.	*	.0	.0	.0	.0	.0	.0	.0	.0	.0	.0	.0	.0	.0	.0	.0	.0	.0	.0	.0	.0
189.	*	.0	.0	.0	.0	.0	.0	.0	.0	.0	.0	.0	.0	.0	.0	.0	.0	.0	.0	.0	.0
190.	*	.0	.0	.0	.0	.0	.0	.0	.0	.0	.0	.0	.0	.0	.0	.0	.0	.0	.0	.0	.0
191.	*	.0	.0	.0	.0	.0	.0	.0	.0	.0	.0	.0	.0	.0	.0	.0	.0	.0	.0	.0	.0
192.	*	.0	.0	.0	.0	.0	.0	.0	.0	.0	.0	.0	.0	.0	.0	.0	.0	.0	.0	.0	.0
193.	*	.0	.0	.0	.0	.0	.0	.0	.0	.0	.0	.0	.0	.0	.0	.0	.0	.0	.0	.0	.0
194.	*	.0	.0	.0	.0	.0	.0	.0	.0	.0	.0	.0	.0	.0	.0	.0	.0	.0	.0	.0	.0

JOB: HSS FDR Platform AQ 1000 m in Height RUN: FDR from 68th to 71st Streets

WIND ANGLE RANGE: 0.-360.

WIND ANGLE (DEGR)	*	CONCENTRATION (PPM) REC41	REC42	REC43	REC44	REC45	REC46	REC47	REC48	REC49	REC50	REC51	REC52	REC53	REC54	REC55	REC56	REC57	REC58	REC59	REC60
195.	*	.1	.0	.0	.0	.0	.0	.0	.0	.0	.0	.0	.0	.0	.0	.0	.0	.0	.0	.0	.0
196.	*	.1	.1	.1	.0	.0	.0	.0	.0	.0	.0	.0	.0	.0	.0	.0	.0	.0	.0	.0	.0
197.	*	.1	.1	.1	.1	.1	.0	.0	.0	.0	.0	.0	.0	.0	.0	.0	.0	.0	.0	.0	.0
198.	*	.1	.1	.1	.1	.1	.1	.1	.0	.0	.0	.0	.0	.0	.0	.0	.0	.0	.0	.0	.0
199.	*	.1	.1	.1	.1	.1	.1	.1	.1	.1	.1	.0	.0	.0	.0	.0	.0	.0	.0	.0	.0
200.	*	.2	.2	.1	.1	.1	.1	.1	.1	.1	.1	.1	.1	.0	.0	.0	.0	.0	.0	.0	.0
201.	*	.2	.2	.2	.2	.2	.2	.1	.1	.1	.1	.1	.1	.1	.1	.1	.0	.0	.0	.0	.0
202.	*	.2	.2	.2	.2	.2	.2	.2	.2	.2	.2	.1	.1	.1	.1	.1	.1	.0	.0	.0	.0
203.	*	.3	.2	.2	.2	.2	.2	.2	.2	.2	.2	.2	.2	.2	.1	.1	.1	.0	.0	.0	.0
204.	*	.3	.3	.2	.2	.2	.2	.2	.2	.2	.2	.2	.2	.2	.2	.2	.2	.0	.0	.0	.0
205.	*	.3	.3	.3	.2	.2	.2	.2	.2	.2	.2	.2	.2	.2	.2	.2	.2	.0	.0	.0	.0
206.	*	.3	.3	.3	.3	.2	.2	.2	.2	.2	.2	.2	.2	.2	.2	.2	.2	.0	.0	.0	.0
207.	*	.3	.3	.3	.3	.3	.3	.2	.2	.2	.2	.2	.2	.2	.2	.2	.2	.0	.0	.0	.0
208.	*	.4	.3	.3	.3	.3	.3	.3	.2	.2	.2	.2	.2	.2	.2	.2	.2	.0	.0	.0	.0
209.	*	.4	.4	.4	.3	.3	.3	.3	.3	.2	.2	.2	.2	.2	.2	.2	.2	.0	.0	.0	.0
210.	*	.5	.4	.4	.4	.3	.3	.3	.3	.2	.2	.2	.2	.2	.2	.2	.2	.0	.0	.0	.0
211.	*	.5	.4	.4	.4	.4	.4	.3	.3	.3	.2	.2	.2	.2	.2	.2	.2	.0	.0	.0	.0
212.	*	.5	.5	.4	.4	.4	.4	.4	.3	.3	.3	.2	.2	.2	.2	.2	.2	.0	.0	.0	.0
213.	*	.5	.5	.4	.4	.4	.4	.4	.4	.3	.3	.3	.2	.2	.2	.2	.2	.0	.0	.0	.0
214.	*	.5	.5	.5	.4	.4	.4	.4	.4	.4	.3	.3	.2	.2	.2	.2	.2	.0	.0	.0	.0
215.	*	.6	.5	.5	.4	.4	.4	.4	.4	.4	.4	.3	.2	.2	.2	.2	.2	.0	.0	.0	.0
216.	*	.6	.5	.5	.4	.4	.4	.4	.4	.4	.4	.3	.2	.2	.2	.2	.2	.0	.0	.0	.0
217.	*	.6	.6	.5	.4	.4	.4	.4	.4	.4	.4	.4	.2	.2	.2	.2	.2	.0	.0	.0	.0
218.	*	.6	.6	.5	.4	.4	.4	.4	.4	.4	.4	.4	.2	.2	.2	.2	.2	.0	.0	.0	.0
219.	*	.6	.6	.5	.4	.4	.4	.4	.4	.4	.4	.4	.2	.2	.2	.2	.2	.0	.0	.0	.0
220.	*	.6	.6	.6	.4	.4	.4	.4	.4	.4	.4	.3	.2	.2	.2	.2	.2	.0	.0	.0	.0
221.	*	.6	.6	.5	.4	.4	.4	.4	.4	.4	.4	.3	.2	.2	.2	.2	.2	.0	.0	.0	.0
222.	*	.6	.6	.5	.4	.4	.4	.4	.4	.4	.3	.3	.2	.2	.2	.2	.2	.0	.0	.0	.0
223.	*	.6	.6	.5	.4	.4	.4	.4	.4	.3	.3	.2	.2	.2	.2	.2	.2	.0	.0	.0	.0
224.	*	.6	.5	.4	.4	.4	.4	.4	.4	.3	.2	.2	.2	.2	.2	.2	.2	.0	.0	.0	.0
225.	*	.6	.5	.4	.4	.4	.4	.4	.3	.3	.2	.2	.2	.2	.2	.2	.2	.0	.0	.0	.0
226.	*	.5	.5	.4	.4	.4	.4	.3	.3	.2	.2	.2	.2	.2	.2	.2	.2	.0	.0	.0	.0
227.	*	.5	.5	.4	.4	.4	.3	.3	.3	.2	.2	.2	.2	.2	.2	.2	.2	.0	.0	.0	.0
228.	*	.5	.4	.4	.4	.3	.3	.3	.2	.2	.2	.2	.2	.2	.2	.2	.2	.0	.0	.0	.0
229.	*	.5	.4	.4	.3	.3	.3	.2	.2	.2	.2	.2	.2	.2	.2	.2	.2	.0	.0	.0	.0
230.	*	.4	.4	.3	.3	.3	.2	.2	.2	.2	.2	.2	.2	.2	.2	.2	.2	.0	.0	.0	.0
231.	*	.4	.4	.3	.3	.3	.2	.2	.2	.2	.2	.2	.2	.2	.2	.2	.1	.0	.0	.0	.0
232.	*	.4	.3	.3	.3	.2	.2	.2	.2	.2	.2	.2	.2	.2	.1	.1	.1	.0	.0	.0	.0
233.	*	.3	.3	.3	.2	.2	.2	.2	.2	.2	.2	.2	.1	.1	.1	.1	.1	.0	.0	.0	.0
234.	*	.3	.3	.3	.2	.2	.2	.2	.2	.2	.1	.1	.1	.1	.1	.0	.0	.0	.0	.0	.0
235.	*	.3	.3	.2	.2	.2	.2	.2	.2	.1	.1	.1	.1	.0	.0	.0	.0	.0	.0	.0	.0
236.	*	.3	.2	.2	.2	.2	.2	.1	.1	.1	.1	.0	.0	.0	.0	.0	.0	.0	.0	.0	.0
237.	*	.3	.2	.2	.2	.2	.1	.1	.1	.1	.0	.0	.0	.0	.0	.0	.0	.0	.0	.0	.0
238.	*	.2	.2	.2	.2	.1	.1	.1	.1	.0	.0	.0	.0	.0	.0	.0	.0	.0	.0	.0	.0
239.	*	.2	.2	.2	.1	.1	.1	.1	.0	.0	.0	.0	.0	.0	.0	.0	.0	.0	.0	.0	.0
240.	*	.2	.2	.1	.1	.1	.1	.0	.0	.0	.0	.0	.0	.0	.0	.0	.0	.0	.0	.0	.0
241.	*	.2	.1	.1	.1	.1	.0	.0	.0	.0	.0	.0	.0	.0	.0	.0	.0	.0	.0	.0	.0
242.	*	.1	.1	.1	.1	.0	.0	.0	.0	.0	.0	.0	.0	.0	.0	.0	.0	.0	.0	.0	.0
243.	*	.1	.1	.1	.0	.0	.0	.0	.0	.0	.0	.0	.0	.0	.0	.0	.0	.0	.0	.0	.0
244.	*	.1	.1	.0	.0	.0	.0	.0	.0	.0	.0	.0	.0	.0	.0	.0	.0	.0	.0	.0	.0
245.	*	.1	.1	.0	.0	.0	.0	.0	.0	.0	.0	.0	.0	.0	.0	.0	.0	.0	.0	.0	.0

JOB: HSS FDR Platform AQ 1000 m in Height RUN: FDR from 68th to 71st Streets

WIND ANGLE RANGE: 0.-360.

WIND ANGLE (DEGR)	*	CONCENTRATION (PPM) REC41	REC42	REC43	REC44	REC45	REC46	REC47	REC48	REC49	REC50	REC51	REC52	REC53	REC54	REC55	REC56	REC57	REC58	REC59	REC60
246.	*	.1	.0	.0	.0	.0	.0	.0	.0	.0	.0	.0	.0	.0	.0	.0	.0	.0	.0	.0	.0
247.	*	.0	.0	.0	.0	.0	.0	.0	.0	.0	.0	.0	.0	.0	.0	.0	.0	.0	.0	.0	.0
248.	*	.0	.0	.0	.0	.0	.0	.0	.0	.0	.0	.0	.0	.0	.0	.0	.0	.0	.0	.0	.0
249.	*	.0	.0	.0	.0	.0	.0	.0	.0	.0	.0	.0	.0	.0	.0	.0	.0	.0	.0	.0	.0
250.	*	.0	.0	.0	.0	.0	.0	.0	.0	.0	.0	.0	.0	.0	.0	.0	.0	.0	.0	.0	.0
251.	*	.0	.0	.0	.0	.0	.0	.0	.0	.0	.0	.0	.0	.0	.0	.0	.0	.0	.0	.0	.0
252.	*	.0	.0	.0	.0	.0	.0	.0	.0	.0	.0	.0	.0	.0	.0	.0	.0	.0	.0	.0	.0
253.	*	.0	.0	.0	.0	.0	.0	.0	.0	.0	.0	.0	.0	.0	.0	.0	.0	.0	.0	.0	.0
254.	*	.0	.0	.0	.0	.0	.0	.0	.0	.0	.0	.0	.0	.0	.0	.0	.0	.0	.0	.0	.0
255.	*	.0	.0	.0	.0	.0	.0	.0	.0	.0	.0	.0	.0	.0	.0	.0	.0	.0	.0	.0	.0
256.	*	.0	.0	.0	.0	.0	.0	.0	.0	.0	.0	.0	.0	.0	.0	.0	.0	.0	.0	.0	.0
257.	*	.0	.0	.0	.0	.0	.0	.0	.0	.0	.0	.0	.0	.0	.0	.0	.0	.0	.0	.0	.0
258.	*	.0	.0	.0	.0	.0	.0	.0	.0	.0	.0	.0	.0	.0	.0	.0	.0	.0	.0	.0	.0
259.	*	.0	.0	.0	.0	.0	.0	.0	.0	.0	.0	.0	.0	.0	.0	.0	.0	.0	.0	.0	.0
260.	*	.0	.0	.0	.0	.0	.0	.0	.0	.0	.0	.0	.0	.0	.0	.0	.0	.0	.0	.0	.0
261.	*	.0	.0	.0	.0	.0	.0	.0	.0	.0	.0	.0	.0	.0	.0	.0	.0	.0	.0	.0	.0
262.	*	.0	.0	.0	.0	.0	.0	.0	.0	.0	.0	.0	.0	.0	.0	.0	.0	.0	.0	.0	.0
263.	*	.0	.0	.0	.0	.0	.0	.0	.0	.0	.0	.0	.0	.0	.0	.0	.0	.0	.0	.0	.0
264.	*	.0	.0	.0	.0	.0	.0	.0	.0	.0	.0	.0	.0	.0	.0	.0	.0	.0	.0	.0	.0
265.	*	.0	.0	.0	.0	.0	.0	.0	.0	.0	.0	.0	.0	.0	.0	.0	.0	.0	.0	.0	.0
266.	*	.0	.0	.0	.0	.0	.0	.0	.0	.0	.0	.0	.0	.0	.0	.0	.0	.0	.0	.0	.0
267.	*	.0	.0	.0	.0	.0	.0	.0	.0	.0	.0	.0	.0	.0	.0	.0	.0	.0	.0	.0	.0
268.	*	.0	.0	.0	.0	.0	.0	.0	.0	.0	.0	.0	.0	.0	.0	.0	.0	.0	.0	.0	.0
269.	*	.0	.0	.0	.0	.0	.0	.0	.0	.0	.0	.0	.0	.0	.0	.0	.0	.0	.0	.0	.0
270.	*	.0	.0	.0	.0	.0	.0	.0	.0	.0	.0	.0	.0	.0	.0	.0	.0	.0	.0	.0	.0
271.	*	.0	.0	.0	.0	.0	.0	.0	.0	.0	.0	.0	.0	.0	.0	.0	.0	.0	.0	.0	.0
272.	*	.0	.0	.0	.0	.0	.0	.0	.0	.0	.0	.0	.0	.0	.0	.0	.0	.0	.0	.0	.0
273.	*	.0	.0	.0	.0	.0	.0	.0	.0	.0	.0	.0	.0	.0	.0	.0	.0	.0	.0	.0	.0
274.	*	.0	.0	.0	.0	.0	.0	.0	.0	.0	.0	.0	.0	.0	.0	.0	.0	.0	.0	.0	.0
275.	*	.0	.0	.0	.0	.0	.0	.0	.0	.0	.0	.0	.0	.0	.0	.0	.0	.0	.0	.0	.0
276.	*	.0	.0	.0	.0	.0	.0	.0	.0	.0	.0	.0	.0	.0	.0	.0	.0	.0	.0	.0	.0
277.	*	.0	.0	.0	.0	.0	.0	.0	.0	.0	.0	.0	.0	.0	.0	.0	.0	.0	.0	.0	.0
278.	*	.0	.0	.0	.0	.0	.0	.0	.0	.0	.0	.0	.0	.0	.0	.0	.0	.0	.0	.0	.0
279.	*	.0	.0	.0	.0	.0	.0	.0	.0	.0	.0	.0	.0	.0	.0	.0	.0	.0	.0	.0	.0
280.	*	.0	.0	.0	.0	.0	.0	.0	.0	.0	.0	.0	.0	.0	.0	.0	.0	.0	.0	.0	.0
281.	*	.0	.0	.0	.0	.0	.0	.0	.0	.0	.0	.0	.0	.0	.0	.0	.0	.0	.0	.0	.0
282.	*	.0	.0	.0	.0	.0	.0	.0	.0	.0	.0	.0	.0	.0	.0	.0	.0	.0	.0	.0	.0
283.	*	.0	.0	.0	.0	.0	.0	.0	.0	.0	.0	.0	.0	.0	.0	.0	.0	.0	.0	.0	.0
284.	*	.0	.0	.0	.0	.0	.0	.0	.0	.0	.0	.0	.0	.0	.0	.0	.0	.0	.0	.0	.0
285.	*	.0	.0	.0	.0	.0	.0	.0	.0	.0	.0	.0	.0	.0	.0	.0	.0	.0	.0	.0	.0
286.	*	.0	.0	.0	.0	.0	.0	.0	.0	.0	.0	.0	.0	.0	.0	.0	.0	.0	.0	.0	.0
287.	*	.0	.0	.0	.0	.0	.0	.0	.0	.0	.0	.0	.0	.0	.0	.0	.0	.0	.0	.0	.0
288.	*	.0	.0	.0	.0	.0	.0	.0	.0	.0	.0	.0	.0	.0	.0	.0	.0	.0	.0	.0	.0
289.	*	.0	.0	.0	.0	.0	.0	.0	.0	.0	.0	.0	.0	.0	.0	.0	.0	.0	.0	.0	.0
290.	*	.0	.0	.0	.0	.0	.0	.0	.0	.0	.0	.0	.0	.0	.0	.0	.0	.0	.0	.0	.0
291.	*	.0	.0	.0	.0	.0	.0	.0	.0	.0	.0	.0	.0	.0	.0	.0	.0	.0	.0	.0	.0
292.	*	.0	.0	.0	.0	.0	.0	.0	.0	.0	.0	.0	.0	.0	.0	.0	.0	.0	.0	.0	.0
293.	*	.0	.0	.0	.0	.0	.0	.0	.0	.0	.0	.0	.0	.0	.0	.0	.0	.0	.0	.0	.0
294.	*	.0	.0	.0	.0	.0	.0	.0	.0	.0	.0	.0	.0	.0	.0	.0	.0	.0	.0	.0	.0
295.	*	.0	.0	.0	.0	.0	.0	.0	.0	.0	.0	.0	.0	.0	.0	.0	.0	.0	.0	.0	.0
296.	*	.0	.0	.0	.0	.0	.0	.0	.0	.0	.0	.0	.0	.0	.0	.0	.0	.0	.0	.0	.0

JOB: HSS FDR Platform AQ 1000 m in Height RUN: FDR from 68th to 71st Streets

WIND ANGLE RANGE: 0.-360.

WIND ANGLE (DEGR)	* CONCENTRATION (PPM) * REC41	REC42	REC43	REC44	REC45	REC46	REC47	REC48	REC49	REC50	REC51	REC52	REC53	REC54	REC55	REC56	REC57	REC58	REC59	REC60
297.	* .0	.0	.0	.0	.0	.0	.0	.0	.0	.0	.0	.0	.0	.0	.0	.0	.0	.0	.0	.0
298.	* .0	.0	.0	.0	.0	.0	.0	.0	.0	.0	.0	.0	.0	.0	.0	.0	.0	.0	.0	.0
299.	* .0	.0	.0	.0	.0	.0	.0	.0	.0	.0	.0	.0	.0	.0	.0	.0	.0	.0	.0	.0
300.	* .0	.0	.0	.0	.0	.0	.0	.0	.0	.0	.0	.0	.0	.0	.0	.0	.0	.0	.0	.0
301.	* .0	.0	.0	.0	.0	.0	.0	.0	.0	.0	.0	.0	.0	.0	.0	.0	.0	.0	.0	.0
302.	* .0	.0	.0	.0	.0	.0	.0	.0	.0	.0	.0	.0	.0	.0	.0	.0	.0	.0	.0	.0
303.	* .0	.0	.0	.0	.0	.0	.0	.0	.0	.0	.0	.0	.0	.0	.0	.0	.0	.0	.0	.0
304.	* .0	.0	.0	.0	.0	.0	.0	.0	.0	.0	.0	.0	.0	.0	.0	.0	.0	.0	.0	.0
305.	* .0	.0	.0	.0	.0	.0	.0	.0	.0	.0	.0	.0	.0	.0	.0	.0	.0	.0	.0	.0
306.	* .0	.0	.0	.0	.0	.0	.0	.0	.0	.0	.0	.0	.0	.0	.0	.0	.0	.0	.0	.0
307.	* .0	.0	.0	.0	.0	.0	.0	.0	.0	.0	.0	.0	.0	.0	.0	.0	.0	.0	.0	.0
308.	* .0	.0	.0	.0	.0	.0	.0	.0	.0	.0	.0	.0	.0	.0	.0	.0	.1	.0	.0	.0
309.	* .0	.0	.0	.0	.0	.0	.0	.0	.0	.0	.0	.0	.0	.0	.0	.0	.1	.0	.0	.0
310.	* .0	.0	.0	.0	.0	.0	.0	.0	.0	.0	.0	.0	.0	.0	.0	.0	.1	.0	.0	.0
311.	* .0	.0	.0	.0	.0	.0	.0	.0	.0	.0	.0	.0	.0	.0	.0	.0	.1	.0	.0	.0
312.	* .0	.0	.0	.0	.0	.0	.0	.0	.0	.0	.0	.0	.0	.0	.0	.0	.1	.0	.0	.0
313.	* .0	.0	.0	.0	.0	.0	.0	.0	.0	.0	.0	.0	.0	.0	.0	.0	.1	.0	.0	.0
314.	* .0	.0	.0	.0	.0	.0	.0	.0	.0	.0	.0	.0	.0	.0	.0	.0	.1	.0	.0	.0
315.	* .0	.0	.0	.0	.0	.0	.0	.0	.0	.0	.0	.0	.0	.0	.0	.0	.1	.0	.0	.0
316.	* .0	.0	.0	.0	.0	.0	.0	.0	.0	.0	.0	.0	.0	.0	.0	.0	.1	.0	.0	.0
317.	* .0	.0	.0	.0	.0	.0	.0	.0	.0	.0	.0	.0	.0	.0	.0	.0	.1	.0	.0	.0
318.	* .0	.0	.0	.0	.0	.0	.0	.0	.0	.0	.0	.0	.0	.0	.0	.0	.1	.0	.0	.0
319.	* .0	.0	.0	.0	.0	.0	.0	.0	.0	.0	.0	.0	.0	.0	.0	.0	.1	.0	.0	.0
320.	* .0	.0	.0	.0	.0	.0	.0	.0	.0	.0	.0	.0	.0	.0	.0	.0	.2	.0	.0	.0
321.	* .0	.0	.0	.0	.0	.0	.0	.0	.0	.0	.0	.0	.0	.0	.0	.0	.2	.0	.0	.0
322.	* .0	.0	.0	.0	.0	.0	.0	.0	.0	.0	.0	.0	.0	.0	.0	.0	.3	.0	.0	.0
323.	* .0	.0	.0	.0	.0	.0	.0	.0	.0	.0	.0	.0	.0	.0	.0	.0	.3	.0	.0	.0
324.	* .0	.0	.0	.0	.0	.0	.0	.0	.0	.0	.0	.0	.0	.0	.0	.0	.3	.1	.0	.0
325.	* .0	.0	.0	.0	.0	.0	.0	.0	.0	.0	.0	.0	.0	.0	.0	.0	.3	.1	.0	.0
326.	* .0	.0	.0	.0	.0	.0	.0	.0	.0	.0	.0	.0	.0	.0	.0	.0	.3	.1	.0	.0
327.	* .0	.0	.0	.0	.0	.0	.0	.0	.0	.0	.0	.0	.0	.0	.0	.0	.3	.1	.0	.0
328.	* .0	.0	.0	.0	.0	.0	.0	.0	.0	.0	.0	.0	.0	.0	.0	.0	.3	.1	.0	.0
329.	* .0	.0	.0	.0	.0	.0	.0	.0	.0	.0	.0	.0	.0	.0	.0	.0	.3	.1	.0	.0
330.	* .0	.0	.0	.0	.0	.0	.0	.0	.0	.0	.0	.0	.0	.0	.0	.0	.3	.1	.0	.0
331.	* .0	.0	.0	.0	.0	.0	.0	.0	.0	.0	.0	.0	.0	.0	.0	.0	.4	.1	.0	.0
332.	* .0	.0	.0	.0	.0	.0	.0	.0	.0	.0	.0	.0	.0	.0	.0	.0	.4	.1	.0	.0
333.	* .0	.0	.0	.0	.0	.0	.0	.0	.0	.0	.0	.0	.0	.0	.0	.0	.5	.1	.0	.0
334.	* .0	.0	.0	.0	.0	.0	.0	.0	.0	.0	.0	.0	.0	.0	.0	.0	.5	.1	.0	.0
335.	* .0	.0	.0	.0	.0	.0	.0	.0	.0	.0	.0	.0	.0	.0	.0	.0	.5	.1	.0	.0
336.	* .0	.0	.0	.0	.0	.0	.0	.0	.0	.0	.0	.0	.0	.0	.0	.0	.5	.1	.1	.0
337.	* .0	.0	.0	.0	.0	.0	.0	.0	.0	.0	.0	.0	.0	.0	.0	.0	.5	.2	.1	.0
338.	* .0	.0	.0	.0	.0	.0	.0	.0	.0	.0	.0	.0	.0	.0	.0	.0	.5	.2	.1	.0
339.	* .0	.0	.0	.0	.0	.0	.0	.0	.0	.0	.0	.0	.0	.0	.0	.0	.5	.2	.1	.0
340.	* .0	.0	.0	.0	.0	.0	.0	.0	.0	.0	.0	.0	.0	.0	.0	.0	.5	.2	.1	.0
341.	* .0	.0	.0	.0	.0	.0	.0	.0	.0	.0	.0	.0	.0	.0	.0	.0	.6	.3	.1	.0
342.	* .0	.0	.0	.0	.0	.0	.0	.0	.0	.0	.0	.0	.0	.0	.0	.0	.7	.3	.1	.0
343.	* .0	.0	.0	.0	.0	.0	.0	.0	.0	.0	.0	.0	.0	.0	.0	.0	.7	.3	.1	.1
344.	* .0	.0	.0	.0	.0	.0	.0	.0	.0	.0	.0	.0	.0	.0	.0	.0	.7	.3	.1	.1
345.	* .0	.0	.0	.0	.0	.0	.0	.0	.0	.0	.0	.0	.0	.0	.0	.0	.7	.3	.1	.1
346.	* .0	.0	.0	.0	.0	.0	.0	.0	.0	.0	.0	.0	.0	.0	.0	.0	.7	.4	.1	.1
347.	* .0	.0	.0	.0	.0	.0	.0	.0	.0	.0	.0	.0	.0	.0	.0	.0	.7	.4	.1	.1

JOB: HSS FDR Platform AQ 1000 m in Height RUN: FDR from 68th to 71st Streets

WIND ANGLE RANGE: 0.-360.

WIND ANGLE (DEGR)	* CONCENTRATION (PPM) REC41	REC42	REC43	REC44	REC45	REC46	REC47	REC48	REC49	REC50	REC51	REC52	REC53	REC54	REC55	REC56	REC57	REC58	REC59	REC60
348.	* .0	.0	.0	.0	.0	.0	.0	.0	.0	.0	.0	.0	.0	.0	.0	.0	.8	.4	.2	.1
349.	* .0	.0	.0	.0	.0	.0	.0	.0	.0	.0	.0	.0	.0	.0	.0	.0	.8	.4	.2	.1
350.	* .0	.0	.0	.0	.0	.0	.0	.0	.0	.0	.0	.0	.0	.0	.0	.0	.8	.4	.3	.1
351.	* .0	.0	.0	.0	.0	.0	.0	.0	.0	.0	.0	.0	.0	.0	.0	.0	.8	.4	.3	.1
352.	* .0	.0	.0	.0	.0	.0	.0	.0	.0	.0	.0	.0	.0	.0	.0	.0	.9	.5	.3	.1
353.	* .0	.0	.0	.0	.0	.0	.0	.0	.0	.0	.0	.0	.0	.0	.0	.0	.9	.5	.3	.1
354.	* .0	.0	.0	.0	.0	.0	.0	.0	.0	.0	.0	.0	.0	.0	.0	.0	1.0	.6	.3	.1
355.	* .0	.0	.0	.0	.0	.0	.0	.0	.0	.0	.0	.0	.0	.0	.0	.0	1.0	.6	.3	.2
356.	* .0	.0	.0	.0	.0	.0	.0	.0	.0	.0	.0	.0	.0	.0	.0	.0	1.0	.6	.4	.3
357.	* .0	.0	.0	.0	.0	.0	.0	.0	.0	.0	.0	.0	.0	.0	.0	.0	1.0	.6	.4	.3
358.	* .0	.0	.0	.0	.0	.0	.0	.0	.0	.0	.0	.0	.0	.0	.0	.0	1.0	.7	.4	.3
359.	* .0	.0	.0	.0	.0	.0	.0	.0	.0	.0	.0	.0	.0	.0	.0	.0	1.0	.7	.4	.3
360.	* .0	.0	.0	.0	.0	.0	.0	.0	.0	.0	.0	.0	.0	.0	.0	.0	1.1	.7	.5	.3
MAX	* .6	.6	.6	.4	.4	.4	.4	.4	.4	.4	.4	.2	.2	.2	.2	.2	1.6	1.4	1.2	1.1
DEGR.	* 215	217	220	210	211	211	212	213	214	215	217	203	203	204	204	204	17	19	23	25

THE HIGHEST CONCENTRATION OF 1.90 PPM OCCURRED AT RECEPTOR REC1 .

CAL3QHCR Inputs and Outputs

HSS FDR AQ - FDR Traffic Volumes between 71st and 72nd Streets									
Time	2007 Existing Condition			2010 No-Build Condition			2010 Build Condition		
	FDR N/B	FDR S/B	S/B S Rd	FDR N/B	FDR S/B	S/B S Rd	FDR N/B	FDR S/B	S/B S Rd
12-1 AM	1905	1645	165	1934	1670	167	1934	1670	172
1-2 AM	1095	887	77	1112	901	79	1112	901	84
2-3AM	671	641	51	681	651	52	681	651	57
3-4 AM	578	571	41	587	579	42	587	579	47
4-5 AM	968	984	58	982	999	59	982	999	64
5-6 AM	2141	2536	262	2173	2574	266	2173	2574	271
6-7 AM	3872	4635	649	3930	4705	659	3930	4705	664
7-8 AM	4450	4882	842	4517	4956	855	4517	4956	860
8-9 AM	4079	4367	963	4140	4432	977	4140	4432	982
9-10 AM	3456	4414	768	3508	4480	779	3508	4480	784
10-11 AM	3478	4238	581	3530	4302	590	3530	4302	595
11AM-12 PM	3302	3999	523	3352	4059	530	3352	4059	535
12-1 PM	3565	3843	568	3618	3901	576	3618	3901	581
1-2 PM	3308	4058	657	3358	4119	667	3358	4119	672
2-3 PM	3820	4260	639	3877	4324	649	3877	4324	654
3-4 PM	4892	4779	825	4966	4850	837	4966	4850	842
4-5 PM	4579	4683	879	4647	4754	893	4647	4754	898
5-6 PM	4553	4618	924	4621	4687	937	4621	4687	942
6-7 PM	4273	4523	876	4337	4590	890	4337	4590	895
7-8 PM	4098	4080	768	4160	4142	779	4160	4142	784
8-9 PM	3778	3578	593	3834	3631	602	3834	3631	607
9-10 PM	3803	3314	480	3860	3364	488	3860	3364	493
10-11 PM	3178	3250	420	3225	3299	426	3225	3299	431
11PM-12AM	2505	2577	404	2543	2615	410	2543	2615	415

HSS FDR AQ - 2007 Existing Condition Volumes and Jets Calculations									
Time	FDR N/B	FDR S/B	S/B S Rd	North Portal Jets, g/mi-veh			South Portal Jets, g/mi-veh		
	2007 Ex	2007 Ex	2007 Ex	35' Jets	70' Jets	105' Jets	35' Jets	70' Jets	105' Jets
12-1 AM	1905	1645	165	38.08	19.04	12.69	39.35	19.67	13.12
1-2 AM	1095	887	77	40.62	20.31	13.54	37.98	18.99	12.66
2-3AM	671	641	51	48.36	24.18	16.12	34.06	17.03	11.35
3-4 AM	578	571	41	51.09	25.55	17.03	33.15	16.58	11.05
4-5 AM	968	984	58	45.33	22.67	15.11	34.91	17.45	11.64
5-6 AM	2141	2536	262	43.21	21.60	14.40	35.12	17.56	11.71
6-7 AM	3872	4635	649	41.55	20.78	13.85	35.78	17.89	11.93
7-8 AM	4450	4882	842	39.49	19.74	13.16	37.27	18.63	12.42
8-9 AM	4079	4367	963	39.21	19.60	13.07	37.56	18.78	12.52
9-10 AM	3456	4414	768	43.24	21.62	14.41	34.75	17.38	11.58
10-11 AM	3478	4238	581	42.19	21.10	14.06	35.41	17.71	11.80
11AM-12 PM	3302	3999	523	42.20	21.10	14.07	35.44	17.72	11.81
12-1 PM	3565	3843	568	39.65	19.83	13.22	37.27	18.63	12.42
1-2 PM	3308	4058	657	42.47	21.23	14.16	35.26	17.63	11.75
2-3 PM	3820	4260	639	40.14	20.07	13.38	36.83	18.41	12.28
3-4 PM	4892	4779	825	37.19	18.60	12.40	39.35	19.67	13.12
4-5 PM	4579	4683	879	38.12	19.06	12.71	38.46	19.23	12.82
5-6 PM	4553	4618	924	37.99	18.99	12.66	38.60	19.30	12.87
6-7 PM	4273	4523	876	38.89	19.45	12.96	37.80	18.90	12.60
7-8 PM	4098	4080	768	37.88	18.94	12.63	38.77	19.38	12.92
8-9 PM	3778	3578	593	37.21	18.60	12.40	39.50	19.75	13.17
9-10 PM	3803	3314	480	35.86	17.93	11.95	41.03	20.51	13.68
10-11 PM	3178	3250	420	38.99	19.49	13.00	37.92	18.96	12.64
11PM-12AM	2505	2577	404	39.85	19.93	13.28	37.39	18.69	12.46

HSS FDR AQ - 2010 No-Build Condition Volumes and Jets Calculations									
Time	FDR N/B	FDR S/B	S/B S Rd	North Portal Jets, g/mi-veh			South Portal Jets, g/mi-veh		
	2010 NB	2010 NB	2010 NB	35' Jets	70' Jets	105' Jets	35' Jets	70' Jets	105' Jets
12-1 AM	1934	1670	167	33.27	16.64	11.09	34.38	17.19	11.46
1-2 AM	1112	901	79	35.50	17.75	11.83	33.18	16.59	11.06
2-3AM	681	651	52	42.26	21.13	14.09	29.74	14.87	9.91
3-4 AM	587	579	42	44.60	22.30	14.87	28.96	14.48	9.65
4-5 AM	982	999	59	39.63	19.81	13.21	30.48	15.24	10.16
5-6 AM	2173	2574	266	37.76	18.88	12.59	30.68	15.34	10.23
6-7 AM	3930	4705	659	36.31	18.16	12.10	31.27	15.63	10.42
7-8 AM	4517	4956	855	34.51	17.26	11.50	32.57	16.28	10.86
8-9 AM	4140	4432	977	34.27	17.13	11.42	32.82	16.41	10.94
9-10 AM	3508	4480	779	37.79	18.89	12.60	30.37	15.18	10.12
10-11 AM	3530	4302	590	36.87	18.44	12.29	30.94	15.47	10.31
11AM-12 PM	3352	4059	530	36.87	18.44	12.29	30.97	15.48	10.32
12-1 PM	3618	3901	576	34.66	17.33	11.55	32.56	16.28	10.85
1-2 PM	3358	4119	667	37.11	18.56	12.37	30.81	15.41	10.27
2-3 PM	3877	4324	649	35.08	17.54	11.69	32.18	16.09	10.73
3-4 PM	4966	4850	837	32.50	16.25	10.83	34.39	17.20	11.46
4-5 PM	4647	4754	893	33.33	16.66	11.11	33.61	16.80	11.20
5-6 PM	4621	4687	937	33.20	16.60	11.07	33.73	16.86	11.24
6-7 PM	4337	4590	890	33.99	17.00	11.33	33.03	16.52	11.01
7-8 PM	4160	4142	779	33.11	16.55	11.04	33.88	16.94	11.29
8-9 PM	3834	3631	602	32.52	16.26	10.84	34.52	17.26	11.51
9-10 PM	3860	3364	488	31.35	15.67	10.45	35.85	17.93	11.95
10-11 PM	3225	3299	426	34.08	17.04	11.36	33.13	16.57	11.04
11PM-12AM	2543	2615	410	34.82	17.41	11.61	32.67	16.34	10.89

HSS FDR AQ - 2010 Build Condition Volumes and Jets Calculations									
Time	FDR N/B	FDR S/B	S/B S Rd	North Portal Jets, g/mi-veh			South Portal Jets, g/mi-veh		
	2010 BD	2010 BD	2010 BD	35' Jets	70' Jets	105' Jets	35' Jets	70' Jets	105' Jets
12-1 AM	1934	1670	172	48.27	24.13	16.09	50.85	25.43	16.95
1-2 AM	1112	901	84	49.97	24.99	16.66	47.57	23.79	15.86
2-3AM	681	651	57	57.90	28.95	19.30	41.44	20.72	13.81
3-4 AM	587	579	47	60.43	30.22	20.14	39.90	19.95	13.30
4-5 AM	982	999	64	55.56	27.78	18.52	43.52	21.76	14.51
5-6 AM	2173	2574	271	55.47	27.73	18.49	45.99	23.00	15.33
6-7 AM	3930	4705	664	54.51	27.25	18.17	47.93	23.97	15.98
7-8 AM	4517	4956	860	52.15	26.07	17.38	50.27	25.13	16.76
8-9 AM	4140	4432	982	52.11	26.06	17.37	51.00	25.50	17.00
9-10 AM	3508	4480	784	57.06	28.53	19.02	46.84	23.42	15.61
10-11 AM	3530	4302	595	55.23	27.61	18.41	47.32	23.66	15.77
11AM-12 PM	3352	4059	535	55.09	27.54	18.36	47.24	23.62	15.75
12-1 PM	3618	3901	581	51.89	25.94	17.30	49.78	24.89	16.59
1-2 PM	3358	4119	672	55.80	27.90	18.60	47.32	23.66	15.77
2-3 PM	3877	4324	654	52.66	26.33	17.55	49.34	24.67	16.45
3-4 PM	4966	4850	842	49.05	24.53	16.35	53.02	26.51	17.67
4-5 PM	4647	4754	898	50.43	25.21	16.81	51.96	25.98	17.32
5-6 PM	4621	4687	942	50.33	25.17	16.78	52.24	26.12	17.41
6-7 PM	4337	4590	895	51.47	25.74	17.16	51.11	25.56	17.04
7-8 PM	4160	4142	784	49.96	24.98	16.65	52.23	26.11	17.41
8-9 PM	3834	3631	607	48.75	24.37	16.25	52.85	26.42	17.62
9-10 PM	3860	3364	493	46.74	23.37	15.58	54.58	27.29	18.19
10-11 PM	3225	3299	431	50.66	25.33	16.89	50.28	25.14	16.76
11PM-12AM	2543	2615	415	51.70	25.85	17.23	49.52	24.76	16.51

```
'HSS FDR Air Quality Existing/No Jets' 60. 175. 0. 0. 60 0.3048 1
 1 1 04  12 31 04
 72503 2004  94703 2004
 1 1 'U'
'RECEPTOR 1 '        34.      -23.      6.0
'RECEPTOR 2 '        48.       -4.      6.0
'RECEPTOR 3 '        62.       17.      6.0
'RECEPTOR 4 '        75.       37.      6.0
'RECEPTOR 5 '        89.       57.      6.0
'RECEPTOR 6 '       103.       77.      6.0
'RECEPTOR 7 '       117.       97.      6.0
'RECEPTOR 8 '       130.      117.      6.0
'RECEPTOR 9 '       144.      137.      6.0
'RECEPTOR 10'       158.      158.      6.0
'RECEPTOR 11'       172.      178.      6.0
'RECEPTOR 12'       186.      198.      6.0
'RECEPTOR 13'       199.      218.      6.0
'RECEPTOR 14'       213.      238.      6.0
'RECEPTOR 15'       227.      258.      6.0
'RECEPTOR 16'       241.      278.      6.0
'RECEPTOR 17'       255.      299.      6.0
'RECEPTOR 18'       268.      319.      6.0
'RECEPTOR 19'       282.      339.      6.0
'RECEPTOR 20'       296.      359.      6.0
'RECEPTOR 21'       310.      379.      6.0
'RECEPTOR 22'       323.      399.      6.0
'RECEPTOR 23'       337.      419.      6.0
'RECEPTOR 24'       351.      440.      6.0
'RECEPTOR 25'       365.      460.      6.0
'RECEPTOR 26'       379.      480.      6.0
'RECEPTOR 27'       392.      500.      6.0
'RECEPTOR 28'       406.      520.      6.0
'RECEPTOR 29'       420.      540.      6.0
'RECEPTOR 30'       434.      561.      6.0
'RECEPTOR 31'       447.      581.      6.0
'RECEPTOR 32'       461.      601.      6.0
'RECEPTOR 33'       475.      621.      6.0
'RECEPTOR 34'       489.      641.      6.0
'RECEPTOR 35'       503.      661.      6.0
'RECEPTOR 36'       516.      681.      6.0
'RECEPTOR 37'       530.      702.      6.0
'RECEPTOR 38'       544.      722.      6.0
'RECEPTOR 39'       558.      742.      6.0
'RECEPTOR 40'       571.      762.      6.0
'RECEPTOR 41'       585.      782.      6.0
'RECEPTOR 42'       599.      802.      6.0
'RECEPTOR 43'       613.      822.      6.0
'RECEPTOR 44'       627.      843.      6.0
'RECEPTOR 45'       640.      863.      6.0
'RECEPTOR 46'       654.      883.      6.0
'RECEPTOR 47'       668.      903.      6.0
'RECEPTOR 48'       682.      923.      6.0
'RECEPTOR 49'       696.      943.      6.0
'RECEPTOR 50'       709.      964.      6.0
'RECEPTOR 51'       723.      984.      6.0
'RECEPTOR 52'       737.     1004.      6.0
'RECEPTOR 53'       751.     1024.      6.0
```

```
'RECEPTOR 54'        764.      1044.       6.0
'RECEPTOR 55'        778.      1064.       6.0
'RECEPTOR 56'        792.      1084.       6.0
'RECEPTOR 57'         20.       -44.       6.0
'RECEPTOR 58'          6.       -64.       6.0
'RECEPTOR 59'         -7.       -84.       6.0
'RECEPTOR 60'        -21.      -104.       6.0

2 'C'
1 1 1 1 1 1 1
'FDR DRIVE BET E 67TH-75TH STS/NC JETS'       10
  1   1
'FDR N/B 67th-68th St'  'AG'  -132.  -225.    15.   -10. 0. 36.
  2   1
'FDR N/B 68th-71st St'  'AG'    15.   -10.   438.   608. 0. 36.
  3   1
'FDR N/B 71st-73rd St'  'AG'   438.   608.   773.  1098. 0. 36.
  4   1
'FDR N/B 73rd-75th St'  'AG'   773.  1098.  1056.  1625. 0. 36.
  5   1
'FDR S/B 75th-73rd St'  'AG'   743.  1118.  1026.  1645. 0. 36.
  6   1
'FDR S/B 73rd-71st St'  'AG'   408.   628.   743.  1118. 0. 36.
  7   1
'FDR S/B 71st-68th St'  'AG'   -15.    10.   408.   628. 0. 36.
  8   1
'FDR S/B 68th-67th St'  'AG'  -162.  -205.   -15.    10. 0. 36.
  9   1
'FDR Service Rd 73-71'  'AG'   385.   644.   720.  1134. 0. 32.
  10  1
'FDR Service Rd 68-71'  'AG'   -38.    26.   385.   644. 0. 32.

  1  0.0
    1  1905.   8.31
    2  1905.  15.93
    3  1905.   8.31
    4  1905.   8.31
    5  1810.   8.05
    6  1645.   8.05
    7  1645.  15.43
    8  2078.   8.35
    9   165.   9.49
    10  433.  18.19

  2  0.0
    1  1095.   8.31
    2  1095.  15.93
    3  1095.   8.31
    4  1095.   8.31
    5   965.   8.05
    6   887.   8.05
    7   887.  15.43
    8  1321.   8.52
    9    77.   9.49
    10  433.  18.19

  3  0.0
```

1	671.	8.31
2	671.	15.93
3	671.	8.31
4	671.	8.31
5	692.	8.05
6	641.	8.05
7	641.	15.43
8	1074.	8.63
9	51.	9.49
10	433.	18.19

4 0.0

1	578.	8.31
2	578.	15.93
3	578.	8.31
4	578.	8.31
5	612.	8.05
6	571.	8.05
7	571.	15.43
8	1004.	8.67
9	41.	9.49
10	433.	18.19

5 0.0

1	968.	8.31
2	968.	15.93
3	968.	8.31
4	968.	8.31
5	1042.	8.05
6	984.	8.05
7	984.	15.43
8	1417.	8.49
9	58.	9.49
10	433.	18.19

6 0.0

1	2141.	8.31
2	2141.	15.93
3	2141.	8.31
4	2141.	8.31
5	2798.	8.05
6	2536.	8.05
7	2536.	15.43
8	2969.	8.26
9	262.	9.49
10	433.	18.19

7 0.0

1	3872.	8.31
2	3872.	15.93
3	3872.	8.31
4	3872.	8.31
5	5284.	8.05
6	4635.	8.05
7	4635.	15.43
8	5068.	8.17
9	659.	9.49

```
  10  433.  18.19

8  0.0
  1  4450.   8.31
  2  4450.  15.93
  3  4450.   8.31
  4  4450.   8.31
  5  5724.   8.05
  6  4882.   8.05
  7  4882.  15.43
  8  5315.   8.17
  9   842.   9.49
  10  433.  18.19

9  0.0
  1  4079.   8.31
  2  4079.  15.93
  3  4079.   8.31
  4  4079.   8.31
  5  5330.   8.05
  6  4367.   8.05
  7  4367.  15.43
  8  4800.   8.18
  9   963.   9.49
  10  433.  18.19

10  0.0
  1  3456.   8.31
  2  3456.  15.93
  3  3456.   8.31
  4  3456.   8.31
  5  5132.   8.05
  6  4414.   8.05
  7  4414.  15.43
  8  4847.   8.18
  9   768.   9.49
  10  433.  18.19

11  0.0
  1  3478.   8.31
  2  3478.  15.93
  3  3478.   8.31
  4  3478.   8.31
  5  4819.   8.05
  6  4238.   8.05
  7  4238.  15.43
  8  4671.   8.18
  9   581.   9.49
  10  433.  18.19

12  0.0
  1  3302.   8.31
  2  3302.  15.93
  3  3302.   8.31
  4  3302.   8.31
  5  4521.   8.05
  6  3999.   8.05
```

```
  7  3999.  15.43
  8  4432.   8.19
  9   523.   9.49
  10  433.  18.19

13  0.0
  1  3565.   8.31
  2  3565.  15.93
  3  3565.   8.31
  4  3565.   8.31
  5  4411.   8.05
  6  3843.   8.05
  7  3843.  15.43
  8  4276.   8.20
  9   568.   9.49
  10  433.  18.19

14  0.0
  1  3308.   8.31
  2  3308.  15.93
  3  3308.   8.31
  4  3308.   8.31
  5  4715.   8.05
  6  4058.   8.05
  7  4058.  15.43
  8  4491.   8.19
  9   657.   9.49
  10  433.  18.19

15  0.0
  1  3820.   8.31
  2  3820.  15.93
  3  3820.   8.31
  4  3820.   8.31
  5  4899.   8.05
  6  4260.   8.05
  7  4260.  15.43
  8  4693.   8.18
  9   639.   9.49
  10  433.  18.19

16  0.0
  1  4892.   8.31
  2  4892.  15.93
  3  4892.   8.31
  4  4892.   8.31
  5  5604.   8.05
  6  4779.   8.05
  7  4779.  15.43
  8  5212.   8.17
  9   825.   9.49
  10  433.  18.19

17  0.0
  1  4579.   8.31
  2  4579.  15.93
  3  4579.   8.31
```

```
  4  4579.   8.31
  5  5563.   8.05
  6  4683.   8.05
  7  4683.  15.43
  8  5116.   8.17
  9   879.   9.49
  10  433.  18.19

18  0.0
  1  4553.   8.31
  2  4553.  15.93
  3  4553.   8.31
  4  4553.   8.31
  5  5542.   8.05
  6  4618.   8.05
  7  4618.  15.43
  8  5051.   8.17
  9   924.   9.49
  10  433.  18.19

19  0.0
  1  4273.   8.31
  2  4273.  15.93
  3  4273.   8.31
  4  4273.   8.31
  5  5399.   8.05
  6  4523.   8.05
  7  4523.  15.43
  8  4956.   8.18
  9   876.   9.49
  10  433.  18.19

20  0.0
  1  4098.   8.31
  2  4098.  15.93
  3  4098.   8.31
  4  4098.   8.31
  5  4848.   8.05
  6  4080.   8.05
  7  4080.  15.43
  8  4513.   8.19
  9   768.   9.49
  10  433.  18.19

21  0.0
  1  3778.   8.31
  2  3778.  15.93
  3  3778.   8.31
  4  3778.   8.31
  5  4171.   8.05
  6  3578.   8.05
  7  3578.  15.43
  8  4011.   8.21
  9   593.   9.49
  10  433.  18.19

22  0.0
```

1	3803.	8.31
2	3803.	15.93
3	3803.	8.31
4	3803.	8.31
5	3795.	8.05
6	3314.	8.05
7	3314.	15.43
8	3747.	8.22
9	480.	9.49
10	433.	18.19

23 0.0

1	3178.	8.31
2	3178.	15.93
3	3178.	8.31
4	3178.	8.31
5	3670.	8.05
6	3250.	8.05
7	3250.	15.43
8	3683.	8.22
9	420.	9.49
10	433.	18.19

24 0.0

1	2505.	8.31
2	2505.	15.93
3	2505.	8.31
4	2505.	8.31
5	2981.	8.05
6	2577.	8.05
7	2577.	15.43
8	3010.	8.26
9	404.	9.49
10	433.	18.19

```
'HSS FDR Air Quality Existing/35' Jets' 60. 175. 0. 0. 60 0.3048 1
 1 1 04  12 31 04
 72503 2004  94703 2004
 1 1 'U'
'RECEPTOR 1 '        34.      -23.      6.0
'RECEPTOR 2 '        48.       -4.      6.0
'RECEPTOR 3 '        62.       17.      6.0
'RECEPTOR 4 '        75.       37.      6.0
'RECEPTOR 5 '        89.       57.      6.0
'RECEPTOR 6 '       103.       77.      6.0
'RECEPTOR 7 '       117.       97.      6.0
'RECEPTOR 8 '       130.      117.      6.0
'RECEPTOR 9 '       144.      137.      6.0
'RECEPTOR 10'       158.      158.      6.0
'RECEPTOR 11'       172.      178.      6.0
'RECEPTOR 12'       186.      198.      6.0
'RECEPTOR 13'       199.      218.      6.0
'RECEPTOR 14'       213.      238.      6.0
'RECEPTOR 15'       227.      258.      6.0
'RECEPTOR 16'       241.      278.      6.0
'RECEPTOR 17'       255.      299.      6.0
'RECEPTOR 18'       268.      319.      6.0
'RECEPTOR 19'       282.      339.      6.0
'RECEPTOR 20'       296.      359.      6.0
'RECEPTOR 21'       310.      379.      6.0
'RECEPTOR 22'       323.      399.      6.0
'RECEPTOR 23'       337.      419.      6.0
'RECEPTOR 24'       351.      440.      6.0
'RECEPTOR 25'       365.      460.      6.0
'RECEPTOR 26'       379.      480.      6.0
'RECEPTOR 27'       392.      500.      6.0
'RECEPTOR 28'       406.      520.      6.0
'RECEPTOR 29'       420.      540.      6.0
'RECEPTOR 30'       434.      561.      6.0
'RECEPTOR 31'       447.      581.      6.0
'RECEPTOR 32'       461.      601.      6.0
'RECEPTOR 33'       475.      621.      6.0
'RECEPTOR 34'       489.      641.      6.0
'RECEPTOR 35'       503.      661.      6.0
'RECEPTOR 36'       516.      681.      6.0
'RECEPTOR 37'       530.      702.      6.0
'RECEPTOR 38'       544.      722.      6.0
'RECEPTOR 39'       558.      742.      6.0
'RECEPTOR 40'       571.      762.      6.0
'RECEPTOR 41'       585.      782.      6.0
'RECEPTOR 42'       599.      802.      6.0
'RECEPTOR 43'       613.      822.      6.0
'RECEPTOR 44'       627.      843.      6.0
'RECEPTOR 45'       640.      863.      6.0
'RECEPTOR 46'       654.      883.      6.0
'RECEPTOR 47'       668.      903.      6.0
'RECEPTOR 48'       682.      923.      6.0
'RECEPTOR 49'       696.      943.      6.0
'RECEPTOR 50'       709.      964.      6.0
'RECEPTOR 51'       723.      984.      6.0
'RECEPTOR 52'       737.     1004.      6.0
'RECEPTOR 53'       751.     1024.      6.0
```

```
'RECEPTOR 54'        764.      1044.       6.0
'RECEPTOR 55'        778.      1064.       6.0
'RECEPTOR 56'        792.      1084.       6.0
'RECEPTOR 57'         20.       -44.       6.0
'RECEPTOR 58'          6.       -64.       6.0
'RECEPTOR 59'         -7.       -84.       6.0
'RECEPTOR 60'        -21.      -104.       6.0

2 'C'
1 1 1 1 1 1 1
'FDR DRIVE BET E 67TH-75TH STS/35' JETS'       12
  1   1
'FDR N/B 67th-68th St'  'AG'  -132.  -225.    15.   -10. 0. 36.
  2   1
'FDR N/B 68th-71st St'  'AG'    15.   -10.   438.   608. 0. 36.
  3   1
'FDR N/B 71st-73rd St'  'AG'   438.   608.   773.  1098. 0. 36.
  4   1
'FDR N/B 73rd-75th St'  'AG'   773.  1098.  1056.  1625. 0. 36.
  5   1
'FDR S/B 75th-73rd St'  'AG'   743.  1118.  1026.  1645. 0. 36.
  6   1
'FDR S/B 73rd-71st St'  'AG'   408.   628.   743.  1118. 0. 36.
  7   1
'FDR S/B 71st-68th St'  'AG'   -15.    10.   408.   628. 0. 36.
  8   1
'FDR S/B 68th-67th St'  'AG'  -162.  -205.   -15.    10. 0. 36.
  9   1
'FDR Service Rd 73-71'  'AG'   385.   644.   720.  1134. 0. 32.
  10  1
'FDR Service Rd 68-71'  'AG'   -38.    26.   385.   644. 0. 32.
  11  1
'FDR N/B 35' Jet 71St'  'AG'   438.   608.   458.   637. 0. 32.
  12  1
'FDR S/B 35' Jet 68St'  'AG'   -15.    10.   -35.   -19. 0. 32.

  1  0.0
    1  1905.   8.31
    2  1905.  10.52
    3  1905.   8.31
    4  1905.   8.31
    5  1810.   8.05
    6  1645.   8.05
    7  1645.  10.19
    8  2078.   8.35
    9   165.   9.49
    10  433.  12.01
    11 1905.  38.08
    12 2078.  39.35

  2  0.0
    1  1095.   8.31
    2  1095.  10.52
    3  1095.   8.31
    4  1095.   8.31
    5   965.   8.05
    6   887.   8.05
```

7	887.	10.19
8	1321.	8.52
9	77.	9.49
10	433.	12.01
11	1095.	40.62
12	1321.	37.98

3 0.0

1	671.	8.31
2	671.	10.52
3	671.	8.31
4	671.	8.31
5	692.	8.05
6	641.	8.05
7	641.	10.19
8	1074.	8.63
9	51.	9.49
10	433.	12.01
11	671.	48.36
12	1074.	34.06

4 0.0

1	578.	8.31
2	578.	10.52
3	578.	8.31
4	578.	8.31
5	612.	8.05
6	571.	8.05
7	571.	10.19
8	1004.	8.67
9	41.	9.49
10	433.	12.01
11	578.	51.09
12	1004.	33.15

5 0.0

1	968.	8.31
2	968.	10.52
3	968.	8.31
4	968.	8.31
5	1042.	8.05
6	984.	8.05
7	984.	10.19
8	1417.	8.49
9	58.	9.49
10	433.	12.01
11	968.	45.33
12	1417.	34.91

6 0.0

1	2141.	8.31
2	2141.	10.52
3	2141.	8.31
4	2141.	8.31
5	2798.	8.05
6	2536.	8.05
7	2536.	10.19

```
  8  2969.    8.26
  9   262.    9.49
  10  433.   12.01
  11 2141.   43.21
  12 2969.   35.12

7  0.0
  1  3872.    8.31
  2  3872.   10.52
  3  3872.    8.31
  4  3872.    8.31
  5  5284.    8.05
  6  4635.    8.05
  7  4635.   10.19
  8  5068.    8.17
  9   659.    9.49
  10  433.   12.01
  11 3872.   41.55
  12 5068.   35.78

8  0.0
  1  4450.    8.31
  2  4450.   10.52
  3  4450.    8.31
  4  4450.    8.31
  5  5724.    8.05
  6  4882.    8.05
  7  4882.   10.19
  8  5315.    8.17
  9   842.    9.49
  10  433.   12.01
  11 4450.   39.49
  12 5315.   37.27

9  0.0
  1  4079.    8.31
  2  4079.   10.52
  3  4079.    8.31
  4  4079.    8.31
  5  5330.    8.05
  6  4367.    8.05
  7  4367.   10.19
  8  4800.    8.18
  9   963.    9.49
  10  433.   12.01
  11 4079.   39.21
  12 4800.   37.56

10  0.0
  1  3456.    8.31
  2  3456.   10.52
  3  3456.    8.31
  4  3456.    8.31
  5  5132.    8.05
  6  4414.    8.05
  7  4414.   10.19
  8  4847.    8.18
```

```
  9   768.   9.49
  10  433.  12.01
  11 3456.  43.24
  12 4847.  34.75

11  0.0
  1  3478.   8.31
  2  3478.  10.52
  3  3478.   8.31
  4  3478.   8.31
  5  4819.   8.05
  6  4238.   8.05
  7  4238.  10.19
  8  4671.   8.18
  9   581.   9.49
  10  433.  12.01
  11 3478.  42.19
  12 4671.  35.41

12  0.0
  1  3302.   8.31
  2  3302.  10.52
  3  3302.   8.31
  4  3302.   8.31
  5  4521.   8.05
  6  3999.   8.05
  7  3999.  10.19
  8  4432.   8.19
  9   523.   9.49
  10  433.  12.01
  11 3302.  42.20
  12 4432.  35.44

13  0.0
  1  3565.   8.31
  2  3565.  10.52
  3  3565.   8.31
  4  3565.   8.31
  5  4411.   8.05
  6  3843.   8.05
  7  3843.  10.19
  8  4276.   8.20
  9   568.   9.49
  10  433.  12.01
  11 3565.  39.65
  12 4276.  37.27

14  0.0
  1  3308.   8.31
  2  3308.  10.52
  3  3308.   8.31
  4  3308.   8.31
  5  4715.   8.05
  6  4058.   8.05
  7  4058.  10.19
  8  4491.   8.19
  9   657.   9.49
```

```
  10  433.  12.01
  11 3308.  42.47
  12 4491.  35.26

15  0.0
  1  3820.   8.31
  2  3820.  10.52
  3  3820.   8.31
  4  3820.   8.31
  5  4899.   8.05
  6  4260.   8.05
  7  4260.  10.19
  8  4693.   8.18
  9   639.   9.49
  10  433.  12.01
  11 3820.  40.14
  12 4693.  36.83

16  0.0
  1  4892.   8.31
  2  4892.  10.52
  3  4892.   8.31
  4  4892.   8.31
  5  5604.   8.05
  6  4779.   8.05
  7  4779.  10.19
  8  5212.   8.17
  9   825.   9.49
  10  433.  12.01
  11 4892.  37.19
  12 5212.  39.35

17  0.0
  1  4579.   8.31
  2  4579.  10.52
  3  4579.   8.31
  4  4579.   8.31
  5  5563.   8.05
  6  4683.   8.05
  7  4683.  10.19
  8  5116.   8.17
  9   879.   9.49
  10  433.  12.01
  11 4579.  38.12
  12 5116.  38.46

18  0.0
  1  4553.   8.31
  2  4553.  10.52
  3  4553.   8.31
  4  4553.   8.31
  5  5542.   8.05
  6  4618.   8.05
  7  4618.  10.19
  8  5051.   8.17
  9   924.   9.49
  10  433.  12.01
```

	11	4553.	37.99
	12	5051.	38.60
19		0.0	
	1	4273.	8.31
	2	4273.	10.52
	3	4273.	8.31
	4	4273.	8.31
	5	5399.	8.05
	6	4523.	8.05
	7	4523.	10.19
	8	4956.	8.18
	9	876.	9.49
	10	433.	12.01
	11	4273.	38.89
	12	4956.	37.80
20		0.0	
	1	4098.	8.31
	2	4098.	10.52
	3	4098.	8.31
	4	4098.	8.31
	5	4848.	8.05
	6	4080.	8.05
	7	4080.	10.19
	8	4513.	8.19
	9	768.	9.49
	10	433.	12.01
	11	4098.	37.88
	12	4513.	38.77
21		0.0	
	1	3778.	8.31
	2	3778.	10.52
	3	3778.	8.31
	4	3778.	8.31
	5	4171.	8.05
	6	3578.	8.05
	7	3578.	10.19
	8	4011.	8.21
	9	593.	9.49
	10	433.	12.01
	11	3778.	37.21
	12	4011.	39.50
22		0.0	
	1	3803.	8.31
	2	3803.	10.52
	3	3803.	8.31
	4	3803.	8.31
	5	3795.	8.05
	6	3314.	8.05
	7	3314.	10.19
	8	3747.	8.22
	9	480.	9.49
	10	433.	12.01
	11	3803.	35.86

```
  12 3747.  41.03

23  0.0
  1  3178.   8.31
  2  3178.  10.52
  3  3178.   8.31
  4  3178.   8.31
  5  3670.   8.05
  6  3250.   8.05
  7  3250.  10.19
  8  3683.   8.22
  9   420.   9.49
  10  433.  12.01
  11 3178.  38.99
  12 3683.  37.92

24  0.0
  1  2505.   8.31
  2  2505.  10.52
  3  2505.   8.31
  4  2505.   8.31
  5  2981.   8.05
  6  2577.   8.05
  7  2577.  10.19
  8  3010.   8.26
  9   404.   9.49
  10  433.  12.01
  11 2505.  39.85
  12 3010.  37.39
```

```
'HSS FDR Air Quality Existing/70' Jets' 60. 175. 0. 0. 60 0.3048 1
 1 1 04  12 31 04
 72503 2004  94703 2004
 1 1 'U'
'RECEPTOR 1 '        34.      -23.      6.0
'RECEPTOR 2 '        48.       -4.      6.0
'RECEPTOR 3 '        62.       17.      6.0
'RECEPTOR 4 '        75.       37.      6.0
'RECEPTOR 5 '        89.       57.      6.0
'RECEPTOR 6 '       103.       77.      6.0
'RECEPTOR 7 '       117.       97.      6.0
'RECEPTOR 8 '       130.      117.      6.0
'RECEPTOR 9 '       144.      137.      6.0
'RECEPTOR 10'       158.      158.      6.0
'RECEPTOR 11'       172.      178.      6.0
'RECEPTOR 12'       186.      198.      6.0
'RECEPTOR 13'       199.      218.      6.0
'RECEPTOR 14'       213.      238.      6.0
'RECEPTOR 15'       227.      258.      6.0
'RECEPTOR 16'       241.      278.      6.0
'RECEPTOR 17'       255.      299.      6.0
'RECEPTOR 18'       268.      319.      6.0
'RECEPTOR 19'       282.      339.      6.0
'RECEPTOR 20'       296.      359.      6.0
'RECEPTOR 21'       310.      379.      6.0
'RECEPTOR 22'       323.      399.      6.0
'RECEPTOR 23'       337.      419.      6.0
'RECEPTOR 24'       351.      440.      6.0
'RECEPTOR 25'       365.      460.      6.0
'RECEPTOR 26'       379.      480.      6.0
'RECEPTOR 27'       392.      500.      6.0
'RECEPTOR 28'       406.      520.      6.0
'RECEPTOR 29'       420.      540.      6.0
'RECEPTOR 30'       434.      561.      6.0
'RECEPTOR 31'       447.      581.      6.0
'RECEPTOR 32'       461.      601.      6.0
'RECEPTOR 33'       475.      621.      6.0
'RECEPTOR 34'       489.      641.      6.0
'RECEPTOR 35'       503.      661.      6.0
'RECEPTOR 36'       516.      681.      6.0
'RECEPTOR 37'       530.      702.      6.0
'RECEPTOR 38'       544.      722.      6.0
'RECEPTOR 39'       558.      742.      6.0
'RECEPTOR 40'       571.      762.      6.0
'RECEPTOR 41'       585.      782.      6.0
'RECEPTOR 42'       599.      802.      6.0
'RECEPTOR 43'       613.      822.      6.0
'RECEPTOR 44'       627.      843.      6.0
'RECEPTOR 45'       640.      863.      6.0
'RECEPTOR 46'       654.      883.      6.0
'RECEPTOR 47'       668.      903.      6.0
'RECEPTOR 48'       682.      923.      6.0
'RECEPTOR 49'       696.      943.      6.0
'RECEPTOR 50'       709.      964.      6.0
'RECEPTOR 51'       723.      984.      6.0
'RECEPTOR 52'       737.     1004.      6.0
'RECEPTOR 53'       751.     1024.      6.0
```

```
'RECEPTOR 54'        764.      1044.       6.0
'RECEPTOR 55'        778.      1064.       6.0
'RECEPTOR 56'        792.      1084.       6.0
'RECEPTOR 57'         20.       -44.       6.0
'RECEPTOR 58'          6.       -64.       6.0
'RECEPTOR 59'         -7.       -84.       6.0
'RECEPTOR 60'        -21.      -104.       6.0

2 'C'
1 1 1 1 1 1 1
'FDR DRIVE BET E 67TH-75TH STS/70' JETS'        12
  1   1
'FDR N/B 67th-68th St'  'AG'  -132.  -225.    15.   -10. 0. 36.
  2   1
'FDR N/B 68th-71st St'  'AG'    15.   -10.   438.   608. 0. 36.
  3   1
'FDR N/B 71st-73rd St'  'AG'   438.   608.   773.  1098. 0. 36.
  4   1
'FDR N/B 73rd-75th St'  'AG'   773.  1098.  1056.  1625. 0. 36.
  5   1
'FDR S/B 75th-73rd St'  'AG'   743.  1118.  1026.  1645. 0. 36.
  6   1
'FDR S/B 73rd-71st St'  'AG'   408.   628.   743.  1118. 0. 36.
  7   1
'FDR S/B 71st-68th St'  'AG'   -15.    10.   408.   628. 0. 36.
  8   1
'FDR S/B 68th-67th St'  'AG'  -162.  -205.   -15.    10. 0. 36.
  9   1
'FDR Service Rd 73-71'  'AG'   385.   644.   720.  1134. 0. 32.
  10  1
'FDR Service Rd 68-71'  'AG'   -38.    26.   385.   644. 0. 32.
  11  1
'FDR N/B 70' Jet 71St'  'AG'   438.   608.   478.   665. 0. 32.
  12  1
'FDR S/B 70' Jet 68St'  'AG'   -15.    10.   -55.   -47. 0. 32.

  1  0.0
    1  1905.   8.31
    2  1905.  10.52
    3  1905.   8.31
    4  1905.   8.31
    5  1810.   8.05
    6  1645.   8.05
    7  1645.  10.19
    8  2078.   8.35
    9   165.   9.49
    10  433.  12.01
    11 1905.  19.04
    12 2078.  19.67

  2  0.0
    1  1095.   8.31
    2  1095.  10.52
    3  1095.   8.31
    4  1095.   8.31
    5   965.   8.05
    6   887.   8.05
```

7	887.	10.19
8	1321.	8.52
9	77.	9.49
10	433.	12.01
11	1095.	20.31
12	1321.	18.99

3 0.0

1	671.	8.31
2	671.	10.52
3	671.	8.31
4	671.	8.31
5	692.	8.05
6	641.	8.05
7	641.	10.19
8	1074.	8.63
9	51.	9.49
10	433.	12.01
11	671.	24.18
12	1074.	17.03

4 0.0

1	578.	8.31
2	578.	10.52
3	578.	8.31
4	578.	8.31
5	612.	8.05
6	571.	8.05
7	571.	10.19
8	1004.	8.67
9	41.	9.49
10	433.	12.01
11	578.	25.55
12	1004.	16.58

5 0.0

1	968.	8.31
2	968.	10.52
3	968.	8.31
4	968.	8.31
5	1042.	8.05
6	984.	8.05
7	984.	10.19
8	1417.	8.49
9	58.	9.49
10	433.	12.01
11	968.	22.67
12	1417.	17.45

6 0.0

1	2141.	8.31
2	2141.	10.52
3	2141.	8.31
4	2141.	8.31
5	2798.	8.05
6	2536.	8.05
7	2536.	10.19

```
  8  2969.   8.26
  9   262.   9.49
  10  433.  12.01
  11 2141.  21.60
  12 2969.  17.56

7  0.0
  1  3872.   8.31
  2  3872.  10.52
  3  3872.   8.31
  4  3872.   8.31
  5  5284.   8.05
  6  4635.   8.05
  7  4635.  10.19
  8  5068.   8.17
  9   659.   9.49
  10  433.  12.01
  11 3872.  20.78
  12 5068.  17.89

8  0.0
  1  4450.   8.31
  2  4450.  10.52
  3  4450.   8.31
  4  4450.   8.31
  5  5724.   8.05
  6  4882.   8.05
  7  4882.  10.19
  8  5315.   8.17
  9   842.   9.49
  10  433.  12.01
  11 4450.  19.74
  12 5315.  18.63

9  0.0
  1  4079.   8.31
  2  4079.  10.52
  3  4079.   8.31
  4  4079.   8.31
  5  5330.   8.05
  6  4367.   8.05
  7  4367.  10.19
  8  4800.   8.18
  9   963.   9.49
  10  433.  12.01
  11 4079.  19.60
  12 4800.  18.78

10  0.0
  1  3456.   8.31
  2  3456.  10.52
  3  3456.   8.31
  4  3456.   8.31
  5  5132.   8.05
  6  4414.   8.05
  7  4414.  10.19
  8  4847.   8.18
```

```
   9   768.   9.49
   10  433.  12.01
   11 3456.  21.62
   12 4847.  17.38

11  0.0
   1  3478.   8.31
   2  3478.  10.52
   3  3478.   8.31
   4  3478.   8.31
   5  4819.   8.05
   6  4238.   8.05
   7  4238.  10.19
   8  4671.   8.18
   9   581.   9.49
   10  433.  12.01
   11 3478.  21.10
   12 4671.  17.71

12  0.0
   1  3302.   8.31
   2  3302.  10.52
   3  3302.   8.31
   4  3302.   8.31
   5  4521.   8.05
   6  3999.   8.05
   7  3999.  10.19
   8  4432.   8.19
   9   523.   9.49
   10  433.  12.01
   11 3302.  21.10
   12 4432.  17.72

13  0.0
   1  3565.   8.31
   2  3565.  10.52
   3  3565.   8.31
   4  3565.   8.31
   5  4411.   8.05
   6  3843.   8.05
   7  3843.  10.19
   8  4276.   8.20
   9   568.   9.49
   10  433.  12.01
   11 3565.  19.83
   12 4276.  18.63

14  0.0
   1  3308.   8.31
   2  3308.  10.52
   3  3308.   8.31
   4  3308.   8.31
   5  4715.   8.05
   6  4058.   8.05
   7  4058.  10.19
   8  4491.   8.19
   9   657.   9.49
```

```
  10  433.  12.01
  11 3308.  21.23
  12 4491.  17.63

15  0.0
  1  3820.   8.31
  2  3820.  10.52
  3  3820.   8.31
  4  3820.   8.31
  5  4899.   8.05
  6  4260.   8.05
  7  4260.  10.19
  8  4693.   8.18
  9   639.   9.49
  10  433.  12.01
  11 3820.  20.07
  12 4693.  18.41

16  0.0
  1  4892.   8.31
  2  4892.  10.52
  3  4892.   8.31
  4  4892.   8.31
  5  5604.   8.05
  6  4779.   8.05
  7  4779.  10.19
  8  5212.   8.17
  9   825.   9.49
  10  433.  12.01
  11 4892.  18.60
  12 5212.  19.67

17  0.0
  1  4579.   8.31
  2  4579.  10.52
  3  4579.   8.31
  4  4579.   8.31
  5  5563.   8.05
  6  4683.   8.05
  7  4683.  10.19
  8  5116.   8.17
  9   879.   9.49
  10  433.  12.01
  11 4579.  19.06
  12 5116.  19.23

18  0.0
  1  4553.   8.31
  2  4553.  10.52
  3  4553.   8.31
  4  4553.   8.31
  5  5542.   8.05
  6  4618.   8.05
  7  4618.  10.19
  8  5051.   8.17
  9   924.   9.49
  10  433.  12.01
```

```
  11 4553.  18.99
  12 5051.  19.30

19  0.0
   1  4273.   8.31
   2  4273.  10.52
   3  4273.   8.31
   4  4273.   8.31
   5  5399.   8.05
   6  4523.   8.05
   7  4523.  10.19
   8  4956.   8.18
   9   876.   9.49
  10   433.  12.01
  11 4273.  19.45
  12 4956.  18.90

20  0.0
   1  4098.   8.31
   2  4098.  10.52
   3  4098.   8.31
   4  4098.   8.31
   5  4848.   8.05
   6  4080.   8.05
   7  4080.  10.19
   8  4513.   8.19
   9   768.   9.49
  10   433.  12.01
  11 4098.  18.94
  12 4513.  19.38

21  0.0
   1  3778.   8.31
   2  3778.  10.52
   3  3778.   8.31
   4  3778.   8.31
   5  4171.   8.05
   6  3578.   8.05
   7  3578.  10.19
   8  4011.   8.21
   9   593.   9.49
  10   433.  12.01
  11 3778.  18.60
  12 4011.  19.75

22  0.0
   1  3803.   8.31
   2  3803.  10.52
   3  3803.   8.31
   4  3803.   8.31
   5  3795.   8.05
   6  3314.   8.05
   7  3314.  10.19
   8  3747.   8.22
   9   480.   9.49
  10   433.  12.01
   11 3803.  17.93
```

```
  12 3747.   20.51

23  0.0
   1  3178.    8.31
   2  3178.   10.52
   3  3178.    8.31
   4  3178.    8.31
   5  3670.    8.05
   6  3250.    8.05
   7  3250.   10.19
   8  3683.    8.22
   9   420.    9.49
  10   433.   12.01
  11 3178.   19.49
  12 3683.   18.96

24  0.0
   1  2505.    8.31
   2  2505.   10.52
   3  2505.    8.31
   4  2505.    8.31
   5  2981.    8.05
   6  2577.    8.05
   7  2577.   10.19
   8  3010.    8.26
   9   404.    9.49
  10   433.   12.01
  11 2505.   19.93
  12 3010.   18.69
```

```
'HSS FDR Air Quality Existing/105' Jets' 60. 175. 0. 0. 60 0.3048 1
 1 1 04  12 31 04
 72503 2004  94703 2004
 1 1 'U'
'RECEPTOR 1 '        34.      -23.      6.0
'RECEPTOR 2 '        48.       -4.      6.0
'RECEPTOR 3 '        62.       17.      6.0
'RECEPTOR 4 '        75.       37.      6.0
'RECEPTOR 5 '        89.       57.      6.0
'RECEPTOR 6 '       103.       77.      6.0
'RECEPTOR 7 '       117.       97.      6.0
'RECEPTOR 8 '       130.      117.      6.0
'RECEPTOR 9 '       144.      137.      6.0
'RECEPTOR 10'       158.      158.      6.0
'RECEPTOR 11'       172.      178.      6.0
'RECEPTOR 12'       186.      198.      6.0
'RECEPTOR 13'       199.      218.      6.0
'RECEPTOR 14'       213.      238.      6.0
'RECEPTOR 15'       227.      258.      6.0
'RECEPTOR 16'       241.      278.      6.0
'RECEPTOR 17'       255.      299.      6.0
'RECEPTOR 18'       268.      319.      6.0
'RECEPTOR 19'       282.      339.      6.0
'RECEPTOR 20'       296.      359.      6.0
'RECEPTOR 21'       310.      379.      6.0
'RECEPTOR 22'       323.      399.      6.0
'RECEPTOR 23'       337.      419.      6.0
'RECEPTOR 24'       351.      440.      6.0
'RECEPTOR 25'       365.      460.      6.0
'RECEPTOR 26'       379.      480.      6.0
'RECEPTOR 27'       392.      500.      6.0
'RECEPTOR 28'       406.      520.      6.0
'RECEPTOR 29'       420.      540.      6.0
'RECEPTOR 30'       434.      561.      6.0
'RECEPTOR 31'       447.      581.      6.0
'RECEPTOR 32'       461.      601.      6.0
'RECEPTOR 33'       475.      621.      6.0
'RECEPTOR 34'       489.      641.      6.0
'RECEPTOR 35'       503.      661.      6.0
'RECEPTOR 36'       516.      681.      6.0
'RECEPTOR 37'       530.      702.      6.0
'RECEPTOR 38'       544.      722.      6.0
'RECEPTOR 39'       558.      742.      6.0
'RECEPTOR 40'       571.      762.      6.0
'RECEPTOR 41'       585.      782.      6.0
'RECEPTOR 42'       599.      802.      6.0
'RECEPTOR 43'       613.      822.      6.0
'RECEPTOR 44'       627.      843.      6.0
'RECEPTOR 45'       640.      863.      6.0
'RECEPTOR 46'       654.      883.      6.0
'RECEPTOR 47'       668.      903.      6.0
'RECEPTOR 48'       682.      923.      6.0
'RECEPTOR 49'       696.      943.      6.0
'RECEPTOR 50'       709.      964.      6.0
'RECEPTOR 51'       723.      984.      6.0
'RECEPTOR 52'       737.     1004.      6.0
'RECEPTOR 53'       751.     1024.      6.0
```

```
'RECEPTOR 54'        764.      1044.       6.0
'RECEPTOR 55'        778.      1064.       6.0
'RECEPTOR 56'        792.      1084.       6.0
'RECEPTOR 57'         20.       -44.       6.0
'RECEPTOR 58'          6.       -64.       6.0
'RECEPTOR 59'         -7.       -84.       6.0
'RECEPTOR 60'        -21.      -104.       6.0

2 'C'
1 1 1 1 1 1 1
'FDR DRIVE BET E 67TH-75TH STS/105' JETS'       12
  1   1
'FDR N/B 67th-68th St'  'AG'  -132.  -225.    15.   -10. 0. 36.
  2   1
'FDR N/B 68th-71st St'  'AG'    15.   -10.   438.   608. 0. 36.
  3   1
'FDR N/B 71st-73rd St'  'AG'   438.   608.   773.  1098. 0. 36.
  4   1
'FDR N/B 73rd-75th St'  'AG'   773.  1098.  1056.  1625. 0. 36.
  5   1
'FDR S/B 75th-73rd St'  'AG'   743.  1118.  1026.  1645. 0. 36.
  6   1
'FDR S/B 73rd-71st St'  'AG'   408.   628.   743.  1118. 0. 36.
  7   1
'FDR S/B 71st-68th St'  'AG'   -15.    10.   408.   628. 0. 36.
  8   1
'FDR S/B 68th-67th St'  'AG'  -162.  -205.   -15.    10. 0. 36.
  9   1
'FDR Service Rd 73-71'  'AG'   385.   644.   720.  1134. 0. 32.
  10  1
'FDR Service Rd 68-71'  'AG'   -38.    26.   385.   644. 0. 32.
  11  1
'FDR N/B 105' Jets 71'  'AG'   438.   608.   497.   695. 0. 32.
  12  1
'FDR S/B 105' Jets 68'  'AG'   -15.    10.   -74.   -77. 0. 32.

 1  0.0
   1  1905.   8.31
   2  1905.  10.52
   3  1905.   8.31
   4  1905.   8.31
   5  1810.   8.05
   6  1645.   8.05
   7  1645.  10.19
   8  2078.   8.35
   9   165.   9.49
   10  433.  12.01
   11 1905.  12.69
   12 2078.  13.12

 2  0.0
   1  1095.   8.31
   2  1095.  10.52
   3  1095.   8.31
   4  1095.   8.31
   5   965.   8.05
   6   887.   8.05
```

```
   7   887.  10.19
   8  1321.   8.52
   9    77.   9.49
  10   433.  12.01
  11  1095.  13.54
  12  1321.  12.66

3  0.0
   1   671.   8.31
   2   671.  10.52
   3   671.   8.31
   4   671.   8.31
   5   692.   8.05
   6   641.   8.05
   7   641.  10.19
   8  1074.   8.63
   9    51.   9.49
  10   433.  12.01
  11   671.  16.12
  12  1074.  11.35

4  0.0
   1   578.   8.31
   2   578.  10.52
   3   578.   8.31
   4   578.   8.31
   5   612.   8.05
   6   571.   8.05
   7   571.  10.19
   8  1004.   8.67
   9    41.   9.49
  10   433.  12.01
  11   578.  17.03
  12  1004.  11.05

5  0.0
   1   968.   8.31
   2   968.  10.52
   3   968.   8.31
   4   968.   8.31
   5  1042.   8.05
   6   984.   8.05
   7   984.  10.19
   8  1417.   8.49
   9    58.   9.49
  10   433.  12.01
  11   968.  15.11
  12  1417.  11.64

6  0.0
   1  2141.   8.31
   2  2141.  10.52
   3  2141.   8.31
   4  2141.   8.31
   5  2798.   8.05
   6  2536.   8.05
   7  2536.  10.19
```

```
   8  2969.    8.26
   9   262.    9.49
  10   433.   12.01
  11  2141.   14.40
  12  2969.   11.71

 7  0.0
   1  3872.    8.31
   2  3872.   10.52
   3  3872.    8.31
   4  3872.    8.31
   5  5284.    8.05
   6  4635.    8.05
   7  4635.   10.19
   8  5068.    8.17
   9   659.    9.49
  10   433.   12.01
  11  3872.   13.85
  12  5068.   11.93

 8  0.0
   1  4450.    8.31
   2  4450.   10.52
   3  4450.    8.31
   4  4450.    8.31
   5  5724.    8.05
   6  4882.    8.05
   7  4882.   10.19
   8  5315.    8.17
   9   842.    9.49
  10   433.   12.01
  11  4450.   13.16
  12  5315.   12.42

 9  0.0
   1  4079.    8.31
   2  4079.   10.52
   3  4079.    8.31
   4  4079.    8.31
   5  5330.    8.05
   6  4367.    8.05
   7  4367.   10.19
   8  4800.    8.18
   9   963.    9.49
  10   433.   12.01
  11  4079.   13.07
  12  4800.   12.52

 10  0.0
   1  3456.    8.31
   2  3456.   10.52
   3  3456.    8.31
   4  3456.    8.31
   5  5132.    8.05
   6  4414.    8.05
   7  4414.   10.19
   8  4847.    8.18
```

```
  9   768.   9.49
  10  433.  12.01
  11 3456.  14.41
  12 4847.  11.58

11  0.0
  1  3478.   8.31
  2  3478.  10.52
  3  3478.   8.31
  4  3478.   8.31
  5  4819.   8.05
  6  4238.   8.05
  7  4238.  10.19
  8  4671.   8.18
  9   581.   9.49
  10  433.  12.01
  11 3478.  14.06
  12 4671.  11.80

12  0.0
  1  3302.   8.31
  2  3302.  10.52
  3  3302.   8.31
  4  3302.   8.31
  5  4521.   8.05
  6  3999.   8.05
  7  3999.  10.19
  8  4432.   8.19
  9   523.   9.49
  10  433.  12.01
  11 3302.  14.07
  12 4432.  11.81

13  0.0
  1  3565.   8.31
  2  3565.  10.52
  3  3565.   8.31
  4  3565.   8.31
  5  4411.   8.05
  6  3843.   8.05
  7  3843.  10.19
  8  4276.   8.20
  9   568.   9.49
  10  433.  12.01
  11 3565.  13.22
  12 4276.  12.42

14  0.0
  1  3308.   8.31
  2  3308.  10.52
  3  3308.   8.31
  4  3308.   8.31
  5  4715.   8.05
  6  4058.   8.05
  7  4058.  10.19
  8  4491.   8.19
  9   657.   9.49
```

```
  10  433.  12.01
  11 3308.  14.16
  12 4491.  11.75

15  0.0
   1  3820.   8.31
   2  3820.  10.52
   3  3820.   8.31
   4  3820.   8.31
   5  4899.   8.05
   6  4260.   8.05
   7  4260.  10.19
   8  4693.   8.18
   9   639.   9.49
  10   433.  12.01
  11 3820.  13.38
  12 4693.  12.28

16  0.0
   1  4892.   8.31
   2  4892.  10.52
   3  4892.   8.31
   4  4892.   8.31
   5  5604.   8.05
   6  4779.   8.05
   7  4779.  10.19
   8  5212.   8.17
   9   825.   9.49
  10   433.  12.01
  11 4892.  12.40
  12 5212.  13.12

17  0.0
   1  4579.   8.31
   2  4579.  10.52
   3  4579.   8.31
   4  4579.   8.31
   5  5563.   8.05
   6  4683.   8.05
   7  4683.  10.19
   8  5116.   8.17
   9   879.   9.49
  10   433.  12.01
  11 4579.  12.71
  12 5116.  12.82

18  0.0
   1  4553.   8.31
   2  4553.  10.52
   3  4553.   8.31
   4  4553.   8.31
   5  5542.   8.05
   6  4618.   8.05
   7  4618.  10.19
   8  5051.   8.17
   9   924.   9.49
  10   433.  12.01
```

```
  11 4553.  12.66
  12 5051.  12.87

19  0.0
   1  4273.   8.31
   2  4273.  10.52
   3  4273.   8.31
   4  4273.   8.31
   5  5399.   8.05
   6  4523.   8.05
   7  4523.  10.19
   8  4956.   8.18
   9   876.   9.49
  10   433.  12.01
  11 4273.  12.96
  12 4956.  12.60

20  0.0
   1  4098.   8.31
   2  4098.  10.52
   3  4098.   8.31
   4  4098.   8.31
   5  4848.   8.05
   6  4080.   8.05
   7  4080.  10.19
   8  4513.   8.19
   9   768.   9.49
  10   433.  12.01
  11 4098.  12.63
  12 4513.  12.92

21  0.0
   1  3778.   8.31
   2  3778.  10.52
   3  3778.   8.31
   4  3778.   8.31
   5  4171.   8.05
   6  3578.   8.05
   7  3578.  10.19
   8  4011.   8.21
   9   593.   9.49
  10   433.  12.01
  11 3778.  12.40
  12 4011.  13.17

22  0.0
   1  3803.   8.31
   2  3803.  10.52
   3  3803.   8.31
   4  3803.   8.31
   5  3795.   8.05
   6  3314.   8.05
   7  3314.  10.19
   8  3747.   8.22
   9   480.   9.49
  10   433.  12.01
  11 3803.  11.95
```

```
  12 3747.   13.68

23  0.0
   1  3178.    8.31
   2  3178.   10.52
   3  3178.    8.31
   4  3178.    8.31
   5  3670.    8.05
   6  3250.    8.05
   7  3250.   10.19
   8  3683.    8.22
   9   420.    9.49
  10   433.   12.01
  11 3178.   13.00
  12 3683.   12.64

24  0.0
   1  2505.    8.31
   2  2505.   10.52
   3  2505.    8.31
   4  2505.    8.31
   5  2981.    8.05
   6  2577.    8.05
   7  2577.   10.19
   8  3010.    8.26
   9   404.    9.49
  10   433.   12.01
  11 2505.   13.28
  12 3010.   12.46
```

```
'HSS FDR Air Quality No-Build/No Jets' 60. 175. 0. 0. 60 0.3048 1
 1 1 04  12 31 04
 72503 2004  94703 2004
 1 1 'U'
'RECEPTOR 1 '        34.      -23.      6.0
'RECEPTOR 2 '        48.       -4.      6.0
'RECEPTOR 3 '        62.       17.      6.0
'RECEPTOR 4 '        75.       37.      6.0
'RECEPTOR 5 '        89.       57.      6.0
'RECEPTOR 6 '       103.       77.      6.0
'RECEPTOR 7 '       117.       97.      6.0
'RECEPTOR 8 '       130.      117.      6.0
'RECEPTOR 9 '       144.      137.      6.0
'RECEPTOR 10'       158.      158.      6.0
'RECEPTOR 11'       172.      178.      6.0
'RECEPTOR 12'       186.      198.      6.0
'RECEPTOR 13'       199.      218.      6.0
'RECEPTOR 14'       213.      238.      6.0
'RECEPTOR 15'       227.      258.      6.0
'RECEPTOR 16'       241.      278.      6.0
'RECEPTOR 17'       255.      299.      6.0
'RECEPTOR 18'       268.      319.      6.0
'RECEPTOR 19'       282.      339.      6.0
'RECEPTOR 20'       296.      359.      6.0
'RECEPTOR 21'       310.      379.      6.0
'RECEPTOR 22'       323.      399.      6.0
'RECEPTOR 23'       337.      419.      6.0
'RECEPTOR 24'       351.      440.      6.0
'RECEPTOR 25'       365.      460.      6.0
'RECEPTOR 26'       379.      480.      6.0
'RECEPTOR 27'       392.      500.      6.0
'RECEPTOR 28'       406.      520.      6.0
'RECEPTOR 29'       420.      540.      6.0
'RECEPTOR 30'       434.      561.      6.0
'RECEPTOR 31'       447.      581.      6.0
'RECEPTOR 32'       461.      601.      6.0
'RECEPTOR 33'       475.      621.      6.0
'RECEPTOR 34'       489.      641.      6.0
'RECEPTOR 35'       503.      661.      6.0
'RECEPTOR 36'       516.      681.      6.0
'RECEPTOR 37'       530.      702.      6.0
'RECEPTOR 38'       544.      722.      6.0
'RECEPTOR 39'       558.      742.      6.0
'RECEPTOR 40'       571.      762.      6.0
'RECEPTOR 41'       585.      782.      6.0
'RECEPTOR 42'       599.      802.      6.0
'RECEPTOR 43'       613.      822.      6.0
'RECEPTOR 44'       627.      843.      6.0
'RECEPTOR 45'       640.      863.      6.0
'RECEPTOR 46'       654.      883.      6.0
'RECEPTOR 47'       668.      903.      6.0
'RECEPTOR 48'       682.      923.      6.0
'RECEPTOR 49'       696.      943.      6.0
'RECEPTOR 50'       709.      964.      6.0
'RECEPTOR 51'       723.      984.      6.0
'RECEPTOR 52'       737.     1004.      6.0
'RECEPTOR 53'       751.     1024.      6.0
```

```
'RECEPTOR 54'        764.      1044.       6.0
'RECEPTOR 55'        778.      1064.       6.0
'RECEPTOR 56'        792.      1084.       6.0
'RECEPTOR 57'         20.       -44.       6.0
'RECEPTOR 58'          6.       -64.       6.0
'RECEPTOR 59'         -7.       -84.       6.0
'RECEPTOR 60'        -21.      -104.       6.0

2 'C'
1 1 1 1 1 1 1
'FDR DRIVE BET E 67TH-75TH STS/NO JETS'       10
  1   1
'FDR N/B 67th-68th St'  'AG'  -132.  -225.    15.   -10. 0. 36.
  2   1
'FDR N/B 68th-71st St'  'AG'    15.   -10.   438.   608. 0. 36.
  3   1
'FDR N/B 71st-73rd St'  'AG'   438.   608.   773.  1098. 0. 36.
  4   1
'FDR N/B 73rd-75th St'  'AG'   773.  1098.  1056.  1625. 0. 36.
  5   1
'FDR S/B 75th-73rd St'  'AG'   743.  1118.  1026.  1645. 0. 36.
  6   1
'FDR S/B 73rd-71st St'  'AG'   408.   628.   743.  1118. 0. 36.
  7   1
'FDR S/B 71st-68th St'  'AG'   -15.    10.   408.   628. 0. 36.
  8   1
'FDR S/B 68th-67th St'  'AG'  -162.  -205.   -15.    10. 0. 36.
  9   1
'FDR Service Rd 73-71'  'AG'   385.   644.   720.  1134. 0. 32.
  10  1
'FDR Service Rd 68-71'  'AG'   -38.    26.   385.   644. 0. 32.

  1  0.0
    1  1934.   7.27
    2  1934.  14.02
    3  1934.   7.27
    4  1934.   7.27
    5  1837.   7.03
    6  1670.   7.03
    7  1670.  13.56
    8  2110.   7.29
    9   167.   8.27
    10  440.  15.95

  2  0.0
    1  1112.   7.27
    2  1112.   14.02
    3  1112.   7.27
    4  1112.   7.27
    5   979.   7.03
    6   901.   7.03
    7   901.  13.56
    8  1341.   7.44
    9    79.   8.27
    10  440.  15.95

  3  0.0
```

	1	681. 7.27
	2	681. 14.02
	3	681. 7.27
	4	681. 7.27
	5	703. 7.03
	6	651. 7.03
	7	651. 13.56
	8	1091. 7.53
	9	52. 8.27
	10	440. 15.95
4	0.0	
	1	587. 7.27
	2	587. 14.02
	3	587. 7.27
	4	587. 7.27
	5	621. 7.03
	6	579. 7.03
	7	579. 13.56
	8	1019. 7.57
	9	42. 8.27
	10	440. 15.95
5	0.0	
	1	982. 7.27
	2	982. 14.02
	3	982. 7.27
	4	982. 7.27
	5	1058. 7.03
	6	999. 7.03
	7	999. 13.56
	8	1439. 7.41
	9	59. 8.27
	10	440. 15.95
6	0.0	
	1	2173. 7.27
	2	2173. 14.02
	3	2173. 7.27
	4	2173. 7.27
	5	2840. 7.03
	6	2574. 7.03
	7	2574. 13.56
	8	3014. 7.21
	9	266. 8.27
	10	440. 15.95
7	0.0	
	1	3930. 7.27
	2	3930. 14.02
	3	3930. 7.27
	4	3930. 7.27
	5	5364. 7.03
	6	4705. 7.03
	7	4705. 13.56
	8	5145. 7.14
	9	659. 8.27

```
  10  440.  15.95

8  0.0
  1  4517.   7.27
  2  4517.  14.02
  3  4517.   7.27
  4  4517.   7.27
  5  5810.   7.03
  6  4956.   7.03
  7  4956.  13.56
  8  5396.   7.13
  9   855.   8.27
  10  440.  15.95

9  0.0
  1  4140.   7.27
  2  4140.  14.02
  3  4140.   7.27
  4  4140.   7.27
  5  5409.   7.03
  6  4432.   7.03
  7  4432.  13.56
  8  4872.   7.14
  9   977.   8.27
  10  440.  15.95

10  0.0
  1  3508.   7.27
  2  3508.  14.02
  3  3508.   7.27
  4  3508.   7.27
  5  5260.   7.03
  6  4480.   7.03
  7  4480.  13.56
  8  4920.   7.14
  9   779.   8.27
  10  440.  15.95

11  0.0
  1  3530.   7.27
  2  3530.  14.02
  3  3530.   7.27
  4  3530.   7.27
  5  4891.   7.03
  6  4302.   7.03
  7  4302.  13.56
  8  4742.   7.15
  9   590.   8.27
  10  440.  15.95

12  0.0
  1  3352.   7.27
  2  3352.  14.02
  3  3352.   7.27
  4  3352.   7.27
  5  4589.   7.03
  6  4059.   7.03
```

```
  7  4059.  13.56
  8  4499.   7.15
  9   530.   8.27
  10  440.  15.95

13  0.0
  1  3618.   7.27
  2  3618.  14.02
  3  3618.   7.27
  4  3618.   7.27
  5  4477.   7.03
  6  3901.   7.03
  7  3901.  13.56
  8  4341.   7.16
  9   576.   8.27
  10  440.  15.95

14  0.0
  1  3358.   7.27
  2  3358.  14.02
  3  3358.   7.27
  4  3358.   7.27
  5  4786.   7.03
  6  4119.   7.03
  7  4119.  13.56
  8  4559.   7.15
  9   667.   8.27
  10  440.  15.95

15  0.0
  1  3877.   7.27
  2  3877.  14.02
  3  3877.   7.27
  4  3877.   7.27
  5  4973.   7.03
  6  4324.   7.03
  7  4324.  13.56
  8  4764.   7.14
  9   649.   8.27
  10  440.  15.95

16  0.0
  1  4966.   7.27
  2  4966.  14.02
  3  4966.   7.27
  4  4966.   7.27
  5  5688.   7.03
  6  4850.   7.03
  7  4850.  13.56
  8  5290.   7.13
  9   837.   8.27
  10  440.  15.95

17  0.0
  1  4647.   7.27
  2  4647.  14.02
  3  4647.   7.27
```

```
  4  4647.   7.27
  5  5646.   7.03
  6  4754.   7.03
  7  4754.  13.56
  8  5194.   7.14
  9   893.   8.27
  10  440.  15.95

18  0.0
  1  4621.   7.27
  2  4621.  14.02
  3  4621.   7.27
  4  4621.   7.27
  5  5625.   7.03
  6  4687.   7.03
  7  4687.  13.56
  8  5127.   7.14
  9   937.   8.27
  10  440.  15.95

19  0.0
  1  4337.   7.27
  2  4337.  14.02
  3  4337.   7.27
  4  4337.   7.27
  5  5480.   7.03
  6  4590.   7.03
  7  4590.  13.56
  8  5030.   7.14
  9   890.   8.27
  10  440.  15.95

20  0.0
  1  4160.   7.27
  2  4160.  14.02
  3  4160.   7.27
  4  4160.   7.27
  5  4921.   7.03
  6  4142.   7.03
  7  4142.  13.56
  8  4582.   7.15
  9   779.   8.27
  10  440.  15.95

21  0.0
  1  3834.   7.27
  2  3834.  14.02
  3  3834.   7.27
  4  3834.   7.27
  5  4233.   7.03
  6  3631.   7.03
  7  3631.  13.56
  8  4071.   7.18
  9   602.   8.27
  10  440.  15.95

22  0.0
```

```
  1  3860.   7.27
  2  3860.  14.02
  3  3860.   7.27
  4  3860.   7.27
  5  3852.   7.03
  6  3364.   7.03
  7  3364.  13.56
  8  3804.   7.17
  9   488.   8.27
  10  440.  15.95

23  0.0
  1  3225.   7.27
  2  3225.  14.02
  3  3225.   7.27
  4  3225.   7.27
  5  3725.   7.03
  6  3299.   7.03
  7  3299.  13.56
  8  3739.   7.18
  9   426.   8.27
  10  440.  15.95

24  0.0
  1  2543.   7.27
  2  2543.  14.02
  3  2543.   7.27
  4  2543.   7.27
  5  3026.   7.03
  6  2615.   7.03
  7  2615.  13.56
  8  3055.   7.21
  9   410.   8.27
  10  440.  15.95
```

```
'HSS FDR Air Quality No-Build/35' Jets' 60. 175. 0. 0. 60 0.3048 1
 1 1 04  12 31 04
 72503 2004  94703 2004
 1 1 'U'
'RECEPTOR 1 '        34.      -23.      6.0
'RECEPTOR 2 '        48.       -4.      6.0
'RECEPTOR 3 '        62.       17.      6.0
'RECEPTOR 4 '        75.       37.      6.0
'RECEPTOR 5 '        89.       57.      6.0
'RECEPTOR 6 '       103.       77.      6.0
'RECEPTOR 7 '       117.       97.      6.0
'RECEPTOR 8 '       130.      117.      6.0
'RECEPTOR 9 '       144.      137.      6.0
'RECEPTOR 10'       158.      158.      6.0
'RECEPTOR 11'       172.      178.      6.0
'RECEPTOR 12'       186.      198.      6.0
'RECEPTOR 13'       199.      218.      6.0
'RECEPTOR 14'       213.      238.      6.0
'RECEPTOR 15'       227.      258.      6.0
'RECEPTOR 16'       241.      278.      6.0
'RECEPTOR 17'       255.      299.      6.0
'RECEPTOR 18'       268.      319.      6.0
'RECEPTOR 19'       282.      339.      6.0
'RECEPTOR 20'       296.      359.      6.0
'RECEPTOR 21'       310.      379.      6.0
'RECEPTOR 22'       323.      399.      6.0
'RECEPTOR 23'       337.      419.      6.0
'RECEPTOR 24'       351.      440.      6.0
'RECEPTOR 25'       365.      460.      6.0
'RECEPTOR 26'       379.      480.      6.0
'RECEPTOR 27'       392.      500.      6.0
'RECEPTOR 28'       406.      520.      6.0
'RECEPTOR 29'       420.      540.      6.0
'RECEPTOR 30'       434.      561.      6.0
'RECEPTOR 31'       447.      581.      6.0
'RECEPTOR 32'       461.      601.      6.0
'RECEPTOR 33'       475.      621.      6.0
'RECEPTOR 34'       489.      641.      6.0
'RECEPTOR 35'       503.      661.      6.0
'RECEPTOR 36'       516.      681.      6.0
'RECEPTOR 37'       530.      702.      6.0
'RECEPTOR 38'       544.      722.      6.0
'RECEPTOR 39'       558.      742.      6.0
'RECEPTOR 40'       571.      762.      6.0
'RECEPTOR 41'       585.      782.      6.0
'RECEPTOR 42'       599.      802.      6.0
'RECEPTOR 43'       613.      822.      6.0
'RECEPTOR 44'       627.      843.      6.0
'RECEPTOR 45'       640.      863.      6.0
'RECEPTOR 46'       654.      883.      6.0
'RECEPTOR 47'       668.      903.      6.0
'RECEPTOR 48'       682.      923.      6.0
'RECEPTOR 49'       696.      943.      6.0
'RECEPTOR 50'       709.      964.      6.0
'RECEPTOR 51'       723.      984.      6.0
'RECEPTOR 52'       737.     1004.      6.0
'RECEPTOR 53'       751.     1024.      6.0
```

```
'RECEPTOR 54'        764.      1044.       6.0
'RECEPTOR 55'        778.      1064.       6.0
'RECEPTOR 56'        792.      1084.       6.0
'RECEPTOR 57'         20.       -44.       6.0
'RECEPTOR 58'          6.       -64.       6.0
'RECEPTOR 59'         -7.       -84.       6.0
'RECEPTOR 60'        -21.      -104.       6.0

2 'C'
1 1 1 1 1 1 1
'FDR DRIVE BET E 67TH-75TH STS/35' JETS'       12
  1   1
'FDR N/B 67th-68th St'  'AG'  -132.  -225.    15.   -10. 0. 36.
  2   1
'FDR N/B 68th-71st St'  'AG'    15.   -10.   438.   608. 0. 36.
  3   1
'FDR N/B 71st-73rd St'  'AG'   438.   608.   773.  1098. 0. 36.
  4   1
'FDR N/B 73rd-75th St'  'AG'   773.  1098.  1056.  1625. 0. 36.
  5   1
'FDR S/B 75th-73rd St'  'AG'   743.  1118.  1026.  1645. 0. 36.
  6   1
'FDR S/B 73rd-71st St'  'AG'   408.   628.   743.  1118. 0. 36.
  7   1
'FDR S/B 71st-68th St'  'AG'   -15.    10.   408.   628. 0. 36.
  8   1
'FDR S/B 68th-67th St'  'AG'  -162.  -205.   -15.    10. 0. 36.
  9   1
'FDR Service Rd 73-71'  'AG'   385.   644.   720.  1134. 0. 32.
  10  1
'FDR Service Rd 68-71'  'AG'   -38.    26.   385.   644. 0. 32.
  11  1
'FDR N/B 35' Jet 71St'  'AG'   438.   608.   458.   637. 0. 32.
  12  1
'FDR S/B 35' Jet 68St'  'AG'   -15.    10.   -35.   -19. 0. 32.

  1  0.0
    1  1934.   7.27
    2  1934.   9.27
    3  1934.   7.27
    4  1934.   7.27
    5  1837.   7.03
    6  1670.   7.03
    7  1670.   8.96
    8  2110.   7.29
    9   167.   8.27
    10  440.  10.54
    11 1934.  33.27
    12 2110.  34.38

  2  0.0
    1  1112.   7.27
    2  1112.   9.27
    3  1112.   7.27
    4  1112.   7.27
    5   979.   7.03
    6   901.   7.03
```

```
  7   901.   8.96
  8  1341.   7.44
  9    79.   8.27
  10  440.  10.54
  11 1112.  35.50
  12 1341.  33.18

3  0.0
  1   681.   7.27
  2   681.   9.27
  3   681.   7.27
  4   681.   7.27
  5   703.   7.03
  6   651.   7.03
  7   651.   8.96
  8  1091.   7.53
  9    52.   8.27
  10  440.  10.54
  11  681.  42.26
  12 1091.  29.74

4  0.0
  1   587.   7.27
  2   587.   9.27
  3   587.   7.27
  4   587.   7.27
  5   621.   7.03
  6   579.   7.03
  7   579.   8.96
  8  1019.   7.57
  9    42.   8.27
  10  440.  10.54
  11  587.  44.60
  12 1019.  28.96

5  0.0
  1   982.   7.27
  2   982.   9.27
  3   982.   7.27
  4   982.   7.27
  5  1058.   7.03
  6   999.   7.03
  7   999.   8.96
  8  1439.   7.41
  9    59.   8.27
  10  440.  10.54
  11  982.  39.63
  12 1439.  30.48

6  0.0
  1  2173.   7.27
  2  2173.   9.27
  3  2173.   7.27
  4  2173.   7.27
  5  2840.   7.03
  6  2574.   7.03
  7  2574.   8.96
```

```
   8  3014.    7.21
   9   266.    8.27
  10   440.   10.54
  11  2173.   37.76
  12  3014.   30.68

 7  0.0
   1  3930.    7.27
   2  3930.    9.27
   3  3930.    7.27
   4  3930.    7.27
   5  5364.    7.03
   6  4705.    7.03
   7  4705.    8.96
   8  5145.    7.14
   9   659.    8.27
  10   440.   10.54
  11  3930.   36.31
  12  5145.   31.27

 8  0.0
   1  4517.    7.27
   2  4517.    9.27
   3  4517.    7.27
   4  4517.    7.27
   5  5810.    7.03
   6  4956.    7.03
   7  4956.    8.96
   8  5396.    7.13
   9   855.    8.27
  10   440.   10.54
  11  4517.   34.51
  12  5396.   32.57

 9  0.0
   1  4140.    7.27
   2  4140.    9.27
   3  4140.    7.27
   4  4140.    7.27
   5  5409.    7.03
   6  4432.    7.03
   7  4432.    8.96
   8  4872.    7.14
   9   977.    8.27
  10   440.   10.54
  11  4140.   34.27
  12  4872.   32.82

 10  0.0
   1  3508.    7.27
   2  3508.    9.27
   3  3508.    7.27
   4  3508.    7.27
   5  5260.    7.03
   6  4480.    7.03
   7  4480.    8.96
   8  4920.    7.14
```

```
  9   779.   8.27
  10  440.  10.54
  11 3508.  37.79
  12 4920.  30.37

11  0.0
  1  3530.   7.27
  2  3530.   9.27
  3  3530.   7.27
  4  3530.   7.27
  5  4891.   7.03
  6  4302.   7.03
  7  4302.   8.96
  8  4742.   7.15
  9   590.   8.27
  10  440.  10.54
  11 3530.  36.87
  12 4742.  30.97

12  0.0
  1  3352.   7.27
  2  3352.   9.27
  3  3352.   7.27
  4  3352.   7.27
  5  4589.   7.03
  6  4059.   7.03
  7  4059.   8.96
  8  4499.   7.15
  9   530.   8.27
  10  440.  10.54
  11 3352.  36.87
  12 4499.  30.97

13  0.0
  1  3618.   7.27
  2  3618.   9.27
  3  3618.   7.27
  4  3618.   7.27
  5  4477.   7.03
  6  3901.   7.03
  7  3901.   8.96
  8  4341.   7.16
  9   576.   8.27
  10  440.  10.54
  11 3618.  34.66
  12 4341.  32.56

14  0.0
  1  3358.   7.27
  2  3358.   9.27
  3  3358.   7.27
  4  3358.   7.27
  5  4786.   7.03
  6  4119.   7.03
  7  4119.   8.96
  8  4559.   7.15
  9   667.   8.27
```

```
  10  440.  10.56
  11 3358.  37.11
  12 4559.  30.81

15  0.0
  1  3877.   7.27
  2  3877.   9.27
  3  3877.   7.27
  4  3877.   7.27
  5  4973.   7.03
  6  4324.   7.03
  7  4324.   8.96
  8  4764.   7.14
  9   649.   8.27
  10  440.  10.54
  11 3877.  35.08
  12 4764.  32.18

16  0.0
  1  4966.   7.27
  2  4966.   9.27
  3  4966.   7.27
  4  4966.   7.27
  5  5688.   7.03
  6  4850.   7.03
  7  4850.   8.96
  8  5290.   7.13
  9   837.   8.27
  10  440.  10.54
  11 4966.  32.50
  12 5250.  34.39

17  0.0
  1  4647.   7.27
  2  4647.   9.27
  3  4647.   7.27
  4  4647.   7.27
  5  5646.   7.03
  6  4754.   7.03
  7  4754.   8.96
  8  5194.   7.14
  9   893.   8.27
  10  440.  10.54
  11 4647.  33.33
  12 5194.  33.61

18  0.0
  1  4621.   7.27
  2  4621.   9.27
  3  4621.   7.27
  4  4621.   7.27
  5  5625.   7.03
  6  4687.   7.03
  7  4687.   8.96
  8  5127.   7.14
  9   937.   8.27
  10  440.  10.54
```

```
  11 4621.  33.20
  12 5127.  33.73

19  0.0
  1  4337.   7.27
  2  4337.   9.27
  3  4337.   7.27
  4  4337.   7.27
  5  5480.   7.03
  6  4590.   7.03
  7  4590.   8.96
  8  5030.   7.14
  9   890.   8.27
  10  440.  10.54
  11 4337.  33.99
  12 5030.  33.03

20  0.0
  1  4160.   7.27
  2  4160.   9.27
  3  4160.   7.27
  4  4160.   7.27
  5  4921.   7.03
  6  4142.   7.03
  7  4142.   8.96
  8  4582.   7.15
  9   779.   8.27
  10  440.  10.54
  11 4160.  33.11
  12 4582.  33.88

21  0.0
  1  3834.   7.27
  2  3834.   9.27
  3  3834.   7.27
  4  3834.   7.27
  5  4233.   7.03
  6  3631.   7.03
  7  3631.   8.96
  8  4071.   7.18
  9   602.   8.27
  10  440.  10.54
  11 3834.  32.52
  12 4071.  34.52

22  0.0
  1  3860.   7.27
  2  3860.   9.27
  3  3860.   7.27
  4  3860.   7.27
  5  3852.   7.03
  6  3364.   7.03
  7  3364.   8.96
  8  3804.   7.17
  9   488.   8.27
  10  440.  10.54
  11 3860.  31.35
```

```
  12 3804.  35.85

23  0.0
  1  3225.   7.27
  2  3225.   9.27
  3  3225.   7.27
  4  3225.   7.27
  5  3725.   7.03
  6  3299.   7.03
  7  3299.   8.96
  8  3739.   7.18
  9   426.   8.27
  10  440.  10.54
  11 3225.  34.08
  12 3225.  33.13

24  0.0
  1  2543.   7.27
  2  2543.   9.27
  3  2543.   7.27
  4  2543.   7.27
  5  3026.   7.03
  6  2615.   7.03
  7  2615.   8.96
  8  3055.   7.21
  9   410.   8.27
  10  440.  10.54
  11 2543.  34.82
  12 3055.  32.67
```

```
'HSS FDR Air Quality No-Build/70' Jets' 60. 175. 0. 0. 60 0.3048 1
 1 1 04  12 31 04
 72503 2004  94703 2004
 1 1 'U'
'RECEPTOR 1 '        34.      -23.      6.0
'RECEPTOR 2 '        48.       -4.      6.0
'RECEPTOR 3 '        62.       17.      6.0
'RECEPTOR 4 '        75.       37.      6.0
'RECEPTOR 5 '        89.       57.      6.0
'RECEPTOR 6 '       103.       77.      6.0
'RECEPTOR 7 '       117.       97.      6.0
'RECEPTOR 8 '       130.      117.      6.0
'RECEPTOR 9 '       144.      137.      6.0
'RECEPTOR 10'       158.      158.      6.0
'RECEPTOR 11'       172.      178.      6.0
'RECEPTOR 12'       186.      198.      6.0
'RECEPTOR 13'       199.      218.      6.0
'RECEPTOR 14'       213.      238.      6.0
'RECEPTOR 15'       227.      258.      6.0
'RECEPTOR 16'       241.      278.      6.0
'RECEPTOR 17'       255.      299.      6.0
'RECEPTOR 18'       268.      319.      6.0
'RECEPTOR 19'       282.      339.      6.0
'RECEPTOR 20'       296.      359.      6.0
'RECEPTOR 21'       310.      379.      6.0
'RECEPTOR 22'       323.      399.      6.0
'RECEPTOR 23'       337.      419.      6.0
'RECEPTOR 24'       351.      440.      6.0
'RECEPTOR 25'       365.      460.      6.0
'RECEPTOR 26'       379.      480.      6.0
'RECEPTOR 27'       392.      500.      6.0
'RECEPTOR 28'       406.      520.      6.0
'RECEPTOR 29'       420.      540.      6.0
'RECEPTOR 30'       434.      561.      6.0
'RECEPTOR 31'       447.      581.      6.0
'RECEPTOR 32'       461.      601.      6.0
'RECEPTOR 33'       475.      621.      6.0
'RECEPTOR 34'       489.      641.      6.0
'RECEPTOR 35'       503.      661.      6.0
'RECEPTOR 36'       516.      681.      6.0
'RECEPTOR 37'       530.      702.      6.0
'RECEPTOR 38'       544.      722.      6.0
'RECEPTOR 39'       558.      742.      6.0
'RECEPTOR 40'       571.      762.      6.0
'RECEPTOR 41'       585.      782.      6.0
'RECEPTOR 42'       599.      802.      6.0
'RECEPTOR 43'       613.      822.      6.0
'RECEPTOR 44'       627.      843.      6.0
'RECEPTOR 45'       640.      863.      6.0
'RECEPTOR 46'       654.      883.      6.0
'RECEPTOR 47'       668.      903.      6.0
'RECEPTOR 48'       682.      923.      6.0
'RECEPTOR 49'       696.      943.      6.0
'RECEPTOR 50'       709.      964.      6.0
'RECEPTOR 51'       723.      984.      6.0
'RECEPTOR 52'       737.     1004.      6.0
'RECEPTOR 53'       751.     1024.      6.0
```

```
'RECEPTOR 54'        764.      1044.       6.0
'RECEPTOR 55'        778.      1064.       6.0
'RECEPTOR 56'        792.      1084.       6.0
'RECEPTOR 57'         20.       -44.       6.0
'RECEPTOR 58'          6.       -64.       6.0
'RECEPTOR 59'         -7.       -84.       6.0
'RECEPTOR 60'        -21.      -104.       6.0

2 'C'
1 1 1 1 1 1 1
'FDR DRIVE BET E 67TH-75TH STS/70' JETS'       12
  1   1
'FDR N/B 67th-68th St'  'AG'  -132.  -225.    15.   -10. 0. 36.
  2   1
'FDR N/B 68th-71st St'  'AG'    15.   -10.   438.   608. 0. 36.
  3   1
'FDR N/B 71st-73rd St'  'AG'   438.   608.   773.  1098. 0. 36.
  4   1
'FDR N/B 73rd-75th St'  'AG'   773.  1098.  1056.  1625. 0. 36.
  5   1
'FDR S/B 75th-73rd St'  'AG'   743.  1118.  1026.  1645. 0. 36.
  6   1
'FDR S/B 73rd-71st St'  'AG'   408.   628.   743.  1118. 0. 36.
  7   1
'FDR S/B 71st-68th St'  'AG'   -15.    10.   408.   628. 0. 36.
  8   1
'FDR S/B 68th-67th St'  'AG'  -162.  -205.   -15.    10. 0. 36.
  9   1
'FDR Service Rd 73-71'  'AG'   385.   644.   720.  1134. 0. 32.
  10  1
'FDR Service Rd 68-71'  'AG'   -38.    26.   385.   644. 0. 32.
  11  1
'FDR N/B 70' Jet 71St'  'AG'   438.   608.   478.   665. 0. 32.
  12  1
'FDR S/B 70' Jet 68St'  'AG'   -15.    10.   -55.   -47. 0. 32.

  1  0.0
    1  1934.   7.27
    2  1934.   9.27
    3  1934.   7.27
    4  1934.   7.27
    5  1837.   7.03
    6  1670.   7.03
    7  1670.   8.96
    8  2110.   7.29
    9   167.   8.27
    10  440.  10.54
    11 1934.  16.64
    12 2110.  17.19

  2  0.0
    1  1112.   7.27
    2  1112.   9.27
    3  1112.   7.27
    4  1112.   7.27
    5   979.   7.03
    6   901.   7.03
```

7	901.	8.96
8	1341.	7.44
9	79.	8.27
10	440.	10.54
11	1112.	17.75
12	1341.	16.59

3 0.0

1	681.	7.27
2	681.	9.27
3	681.	7.27
4	681.	7.27
5	703.	7.03
6	651.	7.03
7	651.	8.96
8	1091.	7.53
9	52.	8.27
10	440.	10.54
11	681.	21.13
12	1091.	14.87

4 0.0

1	587.	7.27
2	587.	9.27
3	587.	7.27
4	587.	7.27
5	621.	7.03
6	579.	7.03
7	579.	8.96
8	1019.	7.57
9	42.	8.27
10	440.	10.54
11	587.	22.30
12	1019.	14.48

5 0.0

1	982.	7.27
2	982.	9.27
3	982.	7.27
4	982.	7.27
5	1058.	7.03
6	999.	7.03
7	999.	8.96
8	1439.	7.41
9	59.	8.27
10	440.	10.54
11	982.	19.81
12	1439.	15.24

6 0.0

1	2173.	7.27
2	2173.	9.27
3	2173.	7.27
4	2173.	7.27
5	2840.	7.03
6	2574.	7.03
7	2574.	8.96

```
  8  3014.   7.21
  9   266.   8.27
  10  440.  10.54
  11 2173.  18.88
  12 3014.  15.34

7  0.0
  1  3930.   7.27
  2  3930.   9.27
  3  3930.   7.27
  4  3930.   7.27
  5  5364.   7.03
  6  4705.   7.03
  7  4705.   8.96
  8  5145.   7.14
  9   659.   8.27
  10  440.  10.54
  11 3930.  18.16
  12 5145.  15.63

8  0.0
  1  4517.   7.27
  2  4517.   9.27
  3  4517.   7.27
  4  4517.   7.27
  5  5810.   7.03
  6  4956.   7.03
  7  4956.   8.96
  8  5396.   7.13
  9   855.   8.27
  10  440.  10.54
  11 4517.  17.26
  12 5396.  16.28

9  0.0
  1  4140.   7.27
  2  4140.   9.27
  3  4140.   7.27
  4  4140.   7.27
  5  5409.   7.03
  6  4432.   7.03
  7  4432.   8.96
  8  4872.   7.14
  9   977.   8.27
  10  440.  10.54
  11 4140.  17.13
  12 4872.  16.41

10  0.0
  1  3508.   7.27
  2  3508.   9.27
  3  3508.   7.27
  4  3508.   7.27
  5  5260.   7.03
  6  4480.   7.03
  7  4480.   8.96
  8  4920.   7.14
```

9	779.	8.27
10	440.	10.54
11	3508.	18.89
12	4920.	15.18

11 0.0

1	3530.	7.27
2	3530.	9.27
3	3530.	7.27
4	3530.	7.27
5	4891.	7.03
6	4302.	7.03
7	4302.	8.96
8	4742.	7.15
9	590.	8.27
10	440.	10.54
11	3530.	18.44
12	4742.	15.47

12 0.0

1	3352.	7.27
2	3352.	9.27
3	3352.	7.27
4	3352.	7.27
5	4589.	7.03
6	4059.	7.03
7	4059.	8.96
8	4499.	7.15
9	530.	8.27
10	440.	10.54
11	3352.	18.44
12	4499.	15.48

13 0.0

1	3618.	7.27
2	3618.	9.27
3	3618.	7.27
4	3618.	7.27
5	4477.	7.03
6	3901.	7.03
7	3901.	8.96
8	4341.	7.16
9	576.	8.27
10	440.	10.54
11	3618.	17.33
12	4341.	16.28

14 0.0

1	3358.	7.27
2	3358.	9.27
3	3358.	7.27
4	3358.	7.27
5	4786.	7.03
6	4119.	7.03
7	4119.	8.96
8	4559.	7.15
9	667.	8.27

```
  10  440.  10.56
  11 3358.  18.56
  12 4559.  15.41

15  0.0
  1  3877.   7.27
  2  3877.   9.27
  3  3877.   7.27
  4  3877.   7.27
  5  4973.   7.03
  6  4324.   7.03
  7  4324.   8.96
  8  4764.   7.14
  9   649.   8.27
  10  440.  10.54
  11 3877.  17.54
  12 4764.  16.09

16  0.0
  1  4966.   7.27
  2  4966.   9.27
  3  4966.   7.27
  4  4966.   7.27
  5  5688.   7.03
  6  4850.   7.03
  7  4850.   8.96
  8  5290.   7.13
  9   837.   8.27
  10  440.  10.54
  11 4966.  16.25
  12 5250.  17.20

17  0.0
  1  4647.   7.27
  2  4647.   9.27
  3  4647.   7.27
  4  4647.   7.27
  5  5646.   7.03
  6  4754.   7.03
  7  4754.   8.96
  8  5194.   7.14
  9   893.   8.27
  10  440.  10.54
  11 4647.  16.66
  12 5194.  16.80

18  0.0
  1  4621.   7.27
  2  4621.   9.27
  3  4621.   7.27
  4  4621.   7.27
  5  5625.   7.03
  6  4687.   7.03
  7  4687.   8.96
  8  5127.   7.14
  9   937.   8.27
  10  440.  10.54
```

```
  11 4621.  16.60
  12 5127.  16.86

19  0.0
  1  4337.   7.27
  2  4337.   9.27
  3  4337.   7.27
  4  4337.   7.27
  5  5480.   7.03
  6  4590.   7.03
  7  4590.   8.96
  8  5030.   7.14
  9   890.   8.27
  10  440.  10.54
  11 4337.  17.00
  12 5030.  16.52

20  0.0
  1  4160.   7.27
  2  4160.   9.27
  3  4160.   7.27
  4  4160.   7.27
  5  4921.   7.03
  6  4142.   7.03
  7  4142.   8.96
  8  4582.   7.15
  9   779.   8.27
  10  440.  10.54
  11 4160.  16.55
  12 4582.  16.94

21  0.0
  1  3834.   7.27
  2  3834.   9.27
  3  3834.   7.27
  4  3834.   7.27
  5  4233.   7.03
  6  3631.   7.03
  7  3631.   8.96
  8  4071.   7.18
  9   602.   8.27
  10  440.  10.54
  11 3834.  16.26
  12 4071.  17.26

22  0.0
  1  3860.   7.27
  2  3860.   9.27
  3  3860.   7.27
  4  3860.   7.27
  5  3852.   7.03
  6  3364.   7.03
  7  3364.   8.96
  8  3804.   7.17
  9   488.   8.27
  10  440.  10.54
  11 3860.  15.67
```

```
  12 3804.  17.93

23  0.0
  1  3225.   7.27
  2  3225.   9.27
  3  3225.   7.27
  4  3225.   7.27
  5  3725.   7.03
  6  3299.   7.03
  7  3299.   8.96
  8  3739.   7.18
  9   426.   8.27
  10  440.  10.54
  11 3225.  17.04
  12 3225.  16.57

24  0.0
  1  2543.   7.27
  2  2543.   9.27
  3  2543.   7.27
  4  2543.   7.27
  5  3026.   7.03
  6  2615.   7.03
  7  2615.   8.96
  8  3055.   7.21
  9   410.   8.27
  10  440.  10.54
  11 2543.  17.41
  12 3055.  16.34
```

```
'HSS FDR Air Quality No-Build/105' Jets' 60. 175. 0. 0. 60 0.3048 1
 1 1 04  12 31 04
 72503 2004  94703 2004
 1 1 'U'
'RECEPTOR 1 '        34.      -23.      6.0
'RECEPTOR 2 '        48.       -4.      6.0
'RECEPTOR 3 '        62.       17.      6.0
'RECEPTOR 4 '        75.       37.      6.0
'RECEPTOR 5 '        89.       57.      6.0
'RECEPTOR 6 '       103.       77.      6.0
'RECEPTOR 7 '       117.       97.      6.0
'RECEPTOR 8 '       130.      117.      6.0
'RECEPTOR 9 '       144.      137.      6.0
'RECEPTOR 10'       158.      158.      6.0
'RECEPTOR 11'       172.      178.      6.0
'RECEPTOR 12'       186.      198.      6.0
'RECEPTOR 13'       199.      218.      6.0
'RECEPTOR 14'       213.      238.      6.0
'RECEPTOR 15'       227.      258.      6.0
'RECEPTOR 16'       241.      278.      6.0
'RECEPTOR 17'       255.      299.      6.0
'RECEPTOR 18'       268.      319.      6.0
'RECEPTOR 19'       282.      339.      6.0
'RECEPTOR 20'       296.      359.      6.0
'RECEPTOR 21'       310.      379.      6.0
'RECEPTOR 22'       323.      399.      6.0
'RECEPTOR 23'       337.      419.      6.0
'RECEPTOR 24'       351.      440.      6.0
'RECEPTOR 25'       365.      460.      6.0
'RECEPTOR 26'       379.      480.      6.0
'RECEPTOR 27'       392.      500.      6.0
'RECEPTOR 28'       406.      520.      6.0
'RECEPTOR 29'       420.      540.      6.0
'RECEPTOR 30'       434.      561.      6.0
'RECEPTOR 31'       447.      581.      6.0
'RECEPTOR 32'       461.      601.      6.0
'RECEPTOR 33'       475.      621.      6.0
'RECEPTOR 34'       489.      641.      6.0
'RECEPTOR 35'       503.      661.      6.0
'RECEPTOR 36'       516.      681.      6.0
'RECEPTOR 37'       530.      702.      6.0
'RECEPTOR 38'       544.      722.      6.0
'RECEPTOR 39'       558.      742.      6.0
'RECEPTOR 40'       571.      762.      6.0
'RECEPTOR 41'       585.      782.      6.0
'RECEPTOR 42'       599.      802.      6.0
'RECEPTOR 43'       613.      822.      6.0
'RECEPTOR 44'       627.      843.      6.0
'RECEPTOR 45'       640.      863.      6.0
'RECEPTOR 46'       654.      883.      6.0
'RECEPTOR 47'       668.      903.      6.0
'RECEPTOR 48'       682.      923.      6.0
'RECEPTOR 49'       696.      943.      6.0
'RECEPTOR 50'       709.      964.      6.0
'RECEPTOR 51'       723.      984.      6.0
'RECEPTOR 52'       737.     1004.      6.0
'RECEPTOR 53'       751.     1024.      6.0
```

```
'RECEPTOR 54'        764.      1044.       6.0
'RECEPTOR 55'        778.      1064.       6.0
'RECEPTOR 56'        792.      1084.       6.0
'RECEPTOR 57'         20.       -44.       6.0
'RECEPTOR 58'          6.       -64.       6.0
'RECEPTOR 59'         -7.       -84.       6.0
'RECEPTOR 60'        -21.      -104.       6.0

2 'C'
1 1 1 1 1 1 1
'FDR DRIVE BET E 67TH-75TH STS/105' JETS'       12
  1   1
'FDR N/B 67th-68th St'  'AG'  -132.  -225.    15.   -10. 0. 36.
  2   1
'FDR N/B 68th-71st St'  'AG'    15.   -10.   438.   608. 0. 36.
  3   1
'FDR N/B 71st-73rd St'  'AG'   438.   608.   773.  1098. 0. 36.
  4   1
'FDR N/B 73rd-75th St'  'AG'   773.  1098.  1056.  1625. 0. 36.
  5   1
'FDR S/B 75th-73rd St'  'AG'   743.  1118.  1026.  1645. 0. 36.
  6   1
'FDR S/B 73rd-71st St'  'AG'   408.   628.   743.  1118. 0. 36.
  7   1
'FDR S/B 71st-68th St'  'AG'   -15.    10.   408.   628. 0. 36.
  8   1
'FDR S/B 68th-67th St'  'AG'  -162.  -205.   -15.    10. 0. 36.
  9   1
'FDR Service Rd 73-71'  'AG'   385.   644.   720.  1134. 0. 32.
  10  1
'FDR Service Rd 68-71'  'AG'   -38.    26.   385.   644. 0. 32.
  11  1
'FDR N/B 105' Jets 71'  'AG'   438.   608.   497.   695. 0. 32.
  12  1
'FDR S/B 105' Jets 68'  'AG'   -15.    10.   -74.   -77. 0. 32.

  1  0.0
    1  1934.   7.27
    2  1934.   9.27
    3  1934.   7.27
    4  1934.   7.27
    5  1837.   7.03
    6  1670.   7.03
    7  1670.   8.96
    8  2110.   7.29
    9   167.   8.27
    10  440.  10.54
    11 1934.  11.09
    12 2110.  11.46

  2  0.0
    1  1112.   7.27
    2  1112.   9.27
    3  1112.   7.27
    4  1112.   7.27
    5   979.   7.03
    6   901.   7.03
```

	7	901. 8.96
	8	1341. 7.44
	9	79. 8.27
	10	440. 10.54
	11	1112. 11.83
	12	1341. 11.06
3	0.0	
	1	681. 7.27
	2	681. 9.27
	3	681. 7.27
	4	681. 7.27
	5	703. 7.03
	6	651. 7.03
	7	651. 8.96
	8	1091. 7.53
	9	52. 8.27
	10	440. 10.54
	11	681. 14.09
	12	1091. 9.91
4	0.0	
	1	587. 7.27
	2	587. 9.27
	3	587. 7.27
	4	587. 7.27
	5	621. 7.03
	6	579. 7.03
	7	579. 8.96
	8	1019. 7.57
	9	42. 8.27
	10	440. 10.54
	11	587. 14.87
	12	1019. 9.65
5	0.0	
	1	982. 7.27
	2	982. 9.27
	3	982. 7.27
	4	982. 7.27
	5	1058. 7.03
	6	999. 7.03
	7	999. 8.96
	8	1439. 7.41
	9	59. 8.27
	10	440. 10.54
	11	982. 13.21
	12	1439. 10.16
6	0.0	
	1	2173. 7.27
	2	2173. 9.27
	3	2173. 7.27
	4	2173. 7.27
	5	2840. 7.03
	6	2574. 7.03
	7	2574. 8.96

```
   8  3014.    7.21
   9   266.    8.27
  10   440.   10.54
  11  2173.   12.59
  12  3014.   10.23

 7  0.0
   1  3930.    7.27
   2  3930.    9.27
   3  3930.    7.27
   4  3930.    7.27
   5  5364.    7.03
   6  4705.    7.03
   7  4705.    8.96
   8  5145.    7.14
   9   659.    8.27
  10   440.   10.54
  11  3930.   12.10
  12  5145.   10.42

 8  0.0
   1  4517.    7.27
   2  4517.    9.27
   3  4517.    7.27
   4  4517.    7.27
   5  5810.    7.03
   6  4956.    7.03
   7  4956.    8.96
   8  5396.    7.13
   9   855.    8.27
  10   440.   10.54
  11  4517.   11.50
  12  5396.   10.86

 9  0.0
   1  4140.    7.27
   2  4140.    9.27
   3  4140.    7.27
   4  4140.    7.27
   5  5409.    7.03
   6  4432.    7.03
   7  4432.    8.96
   8  4872.    7.14
   9   977.    8.27
  10   440.   10.54
  11  4140.   11.42
  12  4872.   10.94

 10  0.0
   1  3508.    7.27
   2  3508.    9.27
   3  3508.    7.27
   4  3508.    7.27
   5  5260.    7.03
   6  4480.    7.03
   7  4480.    8.96
   8  4920.    7.14
```

```
   9   779.   8.27
   10  440.  10.54
   11 3508.  12.60
   12 4920.  10.12

11  0.0
   1  3530.   7.27
   2  3530.   9.27
   3  3530.   7.27
   4  3530.   7.27
   5  4891.   7.03
   6  4302.   7.03
   7  4302.   8.96
   8  4742.   7.15
   9   590.   8.27
   10  440.  10.54
   11 3530.  12.29
   12 4742.  10.31

12  0.0
   1  3352.   7.27
   2  3352.   9.27
   3  3352.   7.27
   4  3352.   7.27
   5  4589.   7.03
   6  4059.   7.03
   7  4059.   8.96
   8  4499.   7.15
   9   530.   8.27
   10  440.  10.54
   11 3352.  12.29
   12 4499.  10.32

13  0.0
   1  3618.   7.27
   2  3618.   9.27
   3  3618.   7.27
   4  3618.   7.27
   5  4477.   7.03
   6  3901.   7.03
   7  3901.   8.96
   8  4341.   7.16
   9   576.   8.27
   10  440.  10.54
   11 3618.  11.55
   12 4341.  10.85

14  0.0
   1  3358.   7.27
   2  3358.   9.27
   3  3358.   7.27
   4  3358.   7.27
   5  4786.   7.03
   6  4119.   7.03
   7  4119.   8.96
   8  4559.   7.15
   9   667.   8.27
```

```
  10  440.  10.56
  11 3358.  12.37
  12 4559.  10.27

15  0.0
   1  3877.   7.27
   2  3877.   9.27
   3  3877.   7.27
   4  3877.   7.27
   5  4973.   7.03
   6  4324.   7.03
   7  4324.   8.96
   8  4764.   7.14
   9   649.   8.27
  10  440.  10.54
  11 3877.  11.69
  12 4764.  10.73

16  0.0
   1  4966.   7.27
   2  4966.   9.27
   3  4966.   7.27
   4  4966.   7.27
   5  5688.   7.03
   6  4850.   7.03
   7  4850.   8.96
   8  5290.   7.13
   9   837.   8.27
  10  440.  10.54
  11 4966.  10.83
  12 5250.  11.46

17  0.0
   1  4647.   7.27
   2  4647.   9.27
   3  4647.   7.27
   4  4647.   7.27
   5  5646.   7.03
   6  4754.   7.03
   7  4754.   8.96
   8  5194.   7.14
   9   893.   8.27
  10  440.  10.54
  11 4647.  11.11
  12 5194.  11.20

18  0.0
   1  4621.   7.27
   2  4621.   9.27
   3  4621.   7.27
   4  4621.   7.27
   5  5625.   7.03
   6  4687.   7.03
   7  4687.   8.96
   8  5127.   7.14
   9   937.   8.27
  10  440.  10.54
```

```
  11 4621.  11.07
  12 5127.  11.24

19  0.0
   1  4337.   7.27
   2  4337.   9.27
   3  4337.   7.27
   4  4337.   7.27
   5  5480.   7.03
   6  4590.   7.03
   7  4590.   8.96
   8  5030.   7.14
   9   890.   8.27
  10   440.  10.54
  11 4337.  11.33
  12 5030.  11.01

20  0.0
   1  4160.   7.27
   2  4160.   9.27
   3  4160.   7.27
   4  4160.   7.27
   5  4921.   7.03
   6  4142.   7.03
   7  4142.   8.96
   8  4582.   7.15
   9   779.   8.27
  10   440.  10.54
  11 4160.  11.04
  12 4582.  11.29

21  0.0
   1  3834.   7.27
   2  3834.   9.27
   3  3834.   7.27
   4  3834.   7.27
   5  4233.   7.03
   6  3631.   7.03
   7  3631.   8.96
   8  4071.   7.18
   9   602.   8.27
  10   440.  10.54
  11 3834.  10.84
  12 4071.  11.51

22  0.0
   1  3860.   7.27
   2  3860.   9.27
   3  3860.   7.27
   4  3860.   7.27
   5  3852.   7.03
   6  3364.   7.03
   7  3364.   8.96
   8  3804.   7.17
   9   488.   8.27
  10   440.  10.54
  11 3860.  10.45
```

```
  12 3804.  11.95

23  0.0
   1  3225.   7.27
   2  3225.   9.27
   3  3225.   7.27
   4  3225.   7.27
   5  3725.   7.03
   6  3299.   7.03
   7  3299.   8.96
   8  3739.   7.18
   9   426.   8.27
  10   440.  10.54
  11 3225.  11.36
  12 3225.  11.04

24  0.0
   1  2543.   7.27
   2  2543.   9.27
   3  2543.   7.27
   4  2543.   7.27
   5  3026.   7.03
   6  2615.   7.03
   7  2615.   8.96
   8  3055.   7.21
   9   410.   8.27
  10   440.  10.54
  11 2543.  11.61
  12 3055.  10.89
```

```
'HSS FDR Air Quality Build/No Jets' 60. 175. 0. 0. 60 0.3048 1
 1 1 04  12 31 04
 72503 2004 94703 2004
 1 1 'U'
'RECEPTOR 1 '        34.      -23.      6.0
'RECEPTOR 2 '        48.       -4.      6.0
'RECEPTOR 3 '        62.       17.      6.0
'RECEPTOR 4 '        75.       37.      6.0
'RECEPTOR 5 '        89.       57.      6.0
'RECEPTOR 6 '       103.       77.      6.0
'RECEPTOR 7 '       117.       97.      6.0
'RECEPTOR 8 '       130.      117.      6.0
'RECEPTOR 9 '       144.      137.      6.0
'RECEPTOR 10'       158.      158.      6.0
'RECEPTOR 11'       172.      178.      6.0
'RECEPTOR 12'       186.      198.      6.0
'RECEPTOR 13'       199.      218.      6.0
'RECEPTOR 14'       213.      238.      6.0
'RECEPTOR 15'       227.      258.      6.0
'RECEPTOR 16'       241.      278.      6.0
'RECEPTOR 17'       255.      299.      6.0
'RECEPTOR 18'       268.      319.      6.0
'RECEPTOR 19'       282.      339.      6.0
'RECEPTOR 20'       296.      359.      6.0
'RECEPTOR 21'       310.      379.      6.0
'RECEPTOR 22'       323.      399.      6.0
'RECEPTOR 23'       337.      419.      6.0
'RECEPTOR 24'       351.      440.      6.0
'RECEPTOR 25'       365.      460.      6.0
'RECEPTOR 26'       379.      480.      6.0
'RECEPTOR 27'       392.      500.      6.0
'RECEPTOR 28'       406.      520.      6.0
'RECEPTOR 29'       420.      540.      6.0
'RECEPTOR 30'       434.      561.      6.0
'RECEPTOR 31'       447.      581.      6.0
'RECEPTOR 32'       461.      601.      6.0
'RECEPTOR 33'       475.      621.      6.0
'RECEPTOR 34'       489.      641.      6.0
'RECEPTOR 35'       503.      661.      6.0
'RECEPTOR 36'       516.      681.      6.0
'RECEPTOR 37'       530.      702.      6.0
'RECEPTOR 38'       544.      722.      6.0
'RECEPTOR 39'       558.      742.      6.0
'RECEPTOR 40'       571.      762.      6.0
'RECEPTOR 41'       585.      782.      6.0
'RECEPTOR 42'       599.      802.      6.0
'RECEPTOR 43'       613.      822.      6.0
'RECEPTOR 44'       627.      843.      6.0
'RECEPTOR 45'       640.      863.      6.0
'RECEPTOR 46'       654.      883.      6.0
'RECEPTOR 47'       668.      903.      6.0
'RECEPTOR 48'       682.      923.      6.0
'RECEPTOR 49'       696.      943.      6.0
'RECEPTOR 50'       709.      964.      6.0
'RECEPTOR 51'       723.      984.      6.0
'RECEPTOR 52'       737.     1004.      6.0
'RECEPTOR 53'       751.     1024.      6.0
```

```
'RECEPTOR 54'        764.      1044.       6.0
'RECEPTOR 55'        778.      1064.       6.0
'RECEPTOR 56'        792.      1084.       6.0
'RECEPTOR 57'         20.       -44.       6.0
'RECEPTOR 58'          6.       -64.       6.0
'RECEPTOR 59'         -7.       -84.       6.0
'RECEPTOR 60'        -21.      -104.       6.0

2 'C'
1 1 1 1 1 1 1
'FDR DRIVE BET E 67TH-75TH STS/NO JETS'       16
  1   1
'FDR N/B 67th-68th St'  'AG'  -132.  -225.    15.   -10. 0. 36.
  2   1
'FDR N/B 68th-71st St'  'AG'    15.   -10.   438.   608. 0. 36.
  3   1
'FDR N/B 71st St-Site'  'AG'   438.   608.   472.   657. 0. 36.
  4   1
'FDR N/B Site-itself '  'AG'   472.   657.   530.   743. 0. 36.
  5   1
'FDR N/B Site-73rd St'  'AG'   530.   743.   773.  1098. 0. 36.
  6   1
'FDR N/B 73rd-75th St'  'AG'   773.  1098.  1056.  1625. 0. 36.
  7   1
'FDR S/B 75th-73rd St'  'AG'   743.  1118.  1026.  1645. 0. 36.
  8   1
'FDR S/B 73rd St-Site'  'AG'   500.   763.   743.  1118. 0. 36.
  9   1
'FDR S/B Site-itself '  'AG'   442.   679.   500.   763. 0. 36.
  10  1
'FDR S/B Site-71st St'  'AG'   408.   628.   442.   679. 0. 36.
  11  1
'FDR S/B 71st-68th St'  'AG'   -15.    10.   408.   628. 0. 36.
  12  1
'FDR S/B 68th-67th St'  'AG'  -162.  -205.   -15.    10. 0. 36.
  13  1
'FDR Service 73-Site '  'AG'   477.   779.   720.  1134. 0. 32.
  14  1
'FDR Service Rd Site '  'AG'   419.   695.   477.   779. 0. 32.
  15  1
'FDR Service Site-71 '  'AG'   385.   644.   419.   695. 0. 32.
  16  1
'FDR Service 68-71 St'  'AG'   -38.    26.   385.   644. 0. 32.

  1  0.0
    1  1934.   7.27
    2  1934.  14.02
    3  1934.   7.27
    4  1934.  21.81
    5  1934.   7.27
    6  1934.   7.27
    7  1842.   7.03
    8  1670.   7.03
    9  1670.  21.09
    10 1670.   7.03
    11 1670.  13.56
    12 2110.   7.29
```

```
  13  172.   8.27
  14  172.  24.81
  15  172.   8.27
  16  440.  15.95

2  0.0
   1 1112.   7.27
   2 1112.  14.02
   3 1112.   7.27
   4 1112.  21.81
   5 1112.   7.27
   6 1112.   7.27
   7  984.   7.03
   8  901.   7.03
   9  901.  21.09
  10  901.   7.03
  11  901.  13.56
  12 1341.   7.44
  13   84.   8.27
  14   84.  24.81
  15   84.   8.27
  16  440.  15.95

3  0.0
   1  681.   7.27
   2  681.  14.02
   3  681.   7.27
   4  681.  21.81
   5  681.   7.27
   6  681.   7.27
   7  708.   7.03
   8  651.   7.03
   9  651.  21.09
  10  651.   7.03
  11  651.  13.56
  12 1091.   7.53
  13   57.   8.27
  14   57.  24.81
  15   57.   8.27
  16  440.  15.95

4  0.0
   1  587.   7.27
   2  587.  14.02
   3  587.   7.27
   4  587.  21.81
   5  587.   7.27
   6  587.   7.27
   7  626.   7.03
   8  579.   7.03
   9  579.  21.09
  10  579.   7.03
  11  579.  13.56
  12 1019.   7.57
  13   47.   8.27
  14   47.  24.81
  15   47.   8.27
```

```
  16  440.   15.95

5  0.0
   1   982.    7.27
   2   982.   14.02
   3   982.    7.27
   4   982.   21.81
   5   982.    7.27
   6   982.    7.27
   7  1063.    7.03
   8   999.    7.03
   9   999.   21.09
   10  999.    7.03
   11  999.   13.56
   12 1439.    7.41
   13   64.    8.27
   14   64.   24.81
   15   64.    8.27
   16  440.   15.95

6  0.0
   1  2173.    7.27
   2  2173.   14.02
   3  2173.    7.27
   4  2173.   21.81
   5  2173.    7.27
   6  2173.    7.27
   7  2845.    7.03
   8  2574.    7.03
   9  2574.   21.09
   10 2574.    7.03
   11 2574.   13.56
   12 3014.    7.21
   13  271.    8.27
   14  271.   24.81
   15  271.    8.27
   16  440.   15.95

7  0.0
   1  3930.    7.27
   2  3930.   14.02
   3  3930.    7.27
   4  3930.   21.81
   5  3930.    7.27
   6  3930.    7.27
   7  5369.    7.03
   8  4705.    7.03
   9  4705.   21.09
   10 4705.    7.03
   11 4705.   13.56
   12 5145.    7.14
   13  664.    8.27
   14  664.   24.81
   15  664.    8.27
   16  440.   15.95

8  0.0
```

```
  1  4517.   7.27
  2  4517.  14.02
  3  4517.   7.27
  4  4517.  21.81
  5  4517.   7.27
  6  4517.   7.27
  7  5815.   7.03
  8  4956.   7.03
  9  4956.  21.09
  10 4956.   7.03
  11 4956.  13.56
  12 5396.   7.13
  13  860.   8.27
  14  860.  24.81
  15  860.   8.27
  16  440.  15.95

9  0.0
  1  4140.   7.27
  2  4140.  14.02
  3  4140.   7.27
  4  4140.  21.81
  5  4140.   7.27
  6  4140.   7.27
  7  5414.   7.03
  8  4432.   7.03
  9  4432.  21.09
  10 4432.   7.03
  11 4432.  13.56
  12 4872.   7.14
  13  982.   8.27
  14  982.  24.81
  15  982.   8.27
  16  440.  15.95

10  0.0
  1  3508.   7.27
  2  3508.  14.02
  3  3508.   7.27
  4  3508.  21.81
  5  3508.   7.27
  6  3508.   7.27
  7  5265.   7.03
  8  4480.   7.03
  9  4480.  21.09
  10 4480.   7.03
  11 4480.  13.56
  12 4920.   7.14
  13  784.   8.27
  14  784.  24.81
  15  784.   8.27
  16  440.  15.95

11  0.0
  1  3530.   7.27
  2  3530.  14.02
  3  3530.   7.27
```

```
  4  3530.  21.81
  5  3530.   7.27
  6  3530.   7.27
  7  4896.   7.03
  8  4302.   7.03
  9  4302.  21.09
  10 4302.   7.03
  11 4302.  13.56
  12 4742.   7.15
  13  595.   8.27
  14  595.  24.81
  15  595.   8.27
  16  440.  15.95

12  0.0
  1  3352.   7.27
  2  3352.  14.02
  3  3352.   7.27
  4  3352.  21.81
  5  3352.   7.27
  6  3352.   7.27
  7  4594.   7.03
  8  4059.   7.03
  9  4059.  21.09
  10 4059.   7.03
  11 4059.  13.56
  12 4499.   7.15
  13  535.   8.27
  14  535.  24.81
  15  535.   8.27
  16  440.  15.95

13  0.0
  1  3618.   7.27
  2  3618.  14.02
  3  3618.   7.27
  4  3618.  21.81
  5  3618.   7.27
  6  3618.   7.27
  7  4482.   7.03
  8  3901.   7.03
  9  3901.  21.09
  10 3901.   7.03
  11 3901.  13.56
  12 4341.   7.16
  13  581.   8.27
  14  581.  24.81
  15  581.   8.27
  16  440.  15.95

14  0.0
  1  3358.   7.27
  2  3358.  14.02
  3  3358.   7.27
  4  3358.  21.81
  5  3358.   7.27
  6  3358.   7.27
```

```
  7  4791.   7.03
  8  4119.   7.03
  9  4119.  21.09
  10 4119.   7.03
  11 4119.  13.56
  12 4559.   7.15
  13  672.   8.27
  14  672.  24.81
  15  672.   8.27
  16  440.  15.95

15  0.0
  1  3877.   7.27
  2  3877.  14.02
  3  3877.   7.27
  4  3877.  21.81
  5  3877.   7.27
  6  3877.   7.27
  7  4978.   7.03
  8  4324.   7.03
  9  4324.  21.09
  10 4324.   7.03
  11 4324.  13.56
  12 4764.   7.14
  13  654.   8.27
  14  654.  24.81
  15  654.   8.27
  16  440.  15.95

16  0.0
  1  4966.   7.27
  2  4966.  14.02
  3  4966.   7.27
  4  4966.  21.91
  5  4966.   7.27
  6  4966.   7.27
  7  5693.   7.03
  8  4850.   7.03
  9  4850.  21.09
  10 4850.   7.03
  11 4850.  13.56
  12 5290.   7.13
  13  842.   8.27
  14  842.  24.81
  15  842.   8.27
  16  440.  15.95

17  0.0
  1  4647.   7.27
  2  4647.  14.02
  3  4647.   7.27
  4  4647.  21.81
  5  4647.   7.27
  6  4647.   7.27
  7  5651.   7.03
  8  4754.   7.03
  9  4754.  21.09
```

```
  10 4754.   7.03
  11 4754.  13.56
  12 5194.   7.14
  13  898.   8.27
  14  898.  24.81
  15  898.   8.27
  16  440.  15.95

18  0.0
  1  4621.   7.27
  2  4621.  14.02
  3  4621.   7.27
  4  4621.  21.81
  5  4621.   7.27
  6  4621.   7.27
  7  5630.   7.03
  8  4687.   7.03
  9  4687.  21.09
  10 4687.   7.03
  11 4687.  13.56
  12 5127.   7.14
  13  942.   8.27
  14  942.  24.81
  15  942.   8.27
  16  440.  15.95

19  0.0
  1  4337.   7.27
  2  4337.  14.02
  3  4337.   7.27
  4  4337.  21.81
  5  4337.   7.27
  6  4337.   7.27
  7  5485.   7.03
  8  4590.   7.03
  9  4590.  21.09
  10 4590.   7.03
  11 4590.  13.56
  12 5030.   7.14
  13  895.   8.27
  14  895.  24.81
  15  895.   8.27
  16  440.  15.95

20  0.0
  1  4160.   7.27
  2  4160.  14.02
  3  4160.   7.27
  4  4160.  21.81
  5  4160.   7.27
  6  4160.   7.27
  7  4926.   7.03
  8  4142.   7.03
  9  4142.  21.09
  10 4142.   7.03
  11 4142.  13.56
  12 4582.   7.15
```

```
  13  784.   8.27
  14  784.  24.81
  15  784.   8.27
  16  440.  15.95

21  0.0
  1  3834.   7.27
  2  3834.  14.02
  3  3834.   7.27
  4  3834.  21.81
  5  3834.   7.27
  6  3834.   7.27
  7  4238.   7.03
  8  3631.   7.03
  9  3631.  21.09
  10 3631.   7.03
  11 3631.  13.56
  12 4071.   7.18
  13  607.   8.27
  14  607.  24.81
  15  607.   8.27
  16  440.  15.95

22  0.0
  1  3860.   7.27
  2  3860.  14.02
  3  3860.   7.27
  4  3860.  21.81
  5  3860.   7.27
  6  3860.   7.27
  7  3857.   7.03
  8  3364.   7.03
  9  3364.  21.09
  10 3364.   7.03
  11 3364.  13.56
  12 3804.   7.17
  13  493.   8.27
  14  493.  24.81
  15  493.   8.27
  16  440.  15.95

23  0.0
  1  3225.   7.27
  2  3225.  14.02
  3  3225.   7.27
  4  3225.  21.81
  5  3225.   7.27
  6  3225.   7.27
  7  3730.   7.03
  8  3299.   7.03
  9  3299.  21.09
  10 3299.   7.03
  11 3299.  13.56
  12 3739.   7.18
  13  431.   8.27
  14  431.  24.81
  15  431.   8.27
```

```
  16  440.  15.95

24  0.0
   1  2543.   7.27
   2  2543.  14.02
   3  2543.   7.27
   4  2543.  21.81
   5  2543.   7.27
   6  2543.   7.27
   7  3031.   7.03
   8  2615.   7.03
   9  2615.  21.09
  10  2615.   7.03
  11  2615.  13.56
  12  3055.   7.21
  13   415.   8.27
  14   415.  24.81
  15   415.   8.27
  16   440.  15.95
```

```
'HSS FDR Air Quality Build/35' Jets' 60. 175. 0. 0. 60 0.3048 1
 1 1 04  12 31 04
 72503 2004 94703 2004
 1 1 'U'
'RECEPTOR 1 '        34.      -23.      6.0
'RECEPTOR 2 '        48.       -4.      6.0
'RECEPTOR 3 '        62.       17.      6.0
'RECEPTOR 4 '        75.       37.      6.0
'RECEPTOR 5 '        89.       57.      6.0
'RECEPTOR 6 '       103.       77.      6.0
'RECEPTOR 7 '       117.       97.      6.0
'RECEPTOR 8 '       130.      117.      6.0
'RECEPTOR 9 '       144.      137.      6.0
'RECEPTOR 10'       158.      158.      6.0
'RECEPTOR 11'       172.      178.      6.0
'RECEPTOR 12'       186.      198.      6.0
'RECEPTOR 13'       199.      218.      6.0
'RECEPTOR 14'       213.      238.      6.0
'RECEPTOR 15'       227.      258.      6.0
'RECEPTOR 16'       241.      278.      6.0
'RECEPTOR 17'       255.      299.      6.0
'RECEPTOR 18'       268.      319.      6.0
'RECEPTOR 19'       282.      339.      6.0
'RECEPTOR 20'       296.      359.      6.0
'RECEPTOR 21'       310.      379.      6.0
'RECEPTOR 22'       323.      399.      6.0
'RECEPTOR 23'       337.      419.      6.0
'RECEPTOR 24'       351.      440.      6.0
'RECEPTOR 25'       365.      460.      6.0
'RECEPTOR 26'       379.      480.      6.0
'RECEPTOR 27'       392.      500.      6.0
'RECEPTOR 28'       406.      520.      6.0
'RECEPTOR 29'       420.      540.      6.0
'RECEPTOR 30'       434.      561.      6.0
'RECEPTOR 31'       447.      581.      6.0
'RECEPTOR 32'       461.      601.      6.0
'RECEPTOR 33'       475.      621.      6.0
'RECEPTOR 34'       489.      641.      6.0
'RECEPTOR 35'       503.      661.      6.0
'RECEPTOR 36'       516.      681.      6.0
'RECEPTOR 37'       530.      702.      6.0
'RECEPTOR 38'       544.      722.      6.0
'RECEPTOR 39'       558.      742.      6.0
'RECEPTOR 40'       571.      762.      6.0
'RECEPTOR 41'       585.      782.      6.0
'RECEPTOR 42'       599.      802.      6.0
'RECEPTOR 43'       613.      822.      6.0
'RECEPTOR 44'       627.      843.      6.0
'RECEPTOR 45'       640.      863.      6.0
'RECEPTOR 46'       654.      883.      6.0
'RECEPTOR 47'       668.      903.      6.0
'RECEPTOR 48'       682.      923.      6.0
'RECEPTOR 49'       696.      943.      6.0
'RECEPTOR 50'       709.      964.      6.0
'RECEPTOR 51'       723.      984.      6.0
'RECEPTOR 52'       737.     1004.      6.0
'RECEPTOR 53'       751.     1024.      6.0
```

```
'RECEPTOR 54'        764.      1044.       6.0
'RECEPTOR 55'        778.      1064.       6.0
'RECEPTOR 56'        792.      1084.       6.0
'RECEPTOR 57'         20.       -44.       6.0
'RECEPTOR 58'          6.       -64.       6.0
'RECEPTOR 59'         -7.       -84.       6.0
'RECEPTOR 60'        -21.      -104.       6.0

2 'C'
1 1 1 1 1 1 1
'FDR DRIVE BET E 67TH-75TH STS/35' JETS'       18
  1   1
'FDR N/B 67th-68th St'  'AG'  -132.  -225.    15.   -10. 0. 36.
  2   1
'FDR N/B 68th-71st St'  'AG'    15.   -10.   438.   608. 0. 36.
  3   1
'FDR N/B 71st St-Site'  'AG'   438.   608.   472.   657. 0. 36.
  4   1
'FDR N/B Site-itself '  'AG'   472.   657.   530.   743. 0. 36.
  5   1
'FDR N/B Site-73rd St'  'AG'   530.   743.   773.  1098. 0. 36.
  6   1
'FDR N/B 73rd-75th St'  'AG'   773.  1098.  1056.  1625. 0. 36.
  7   1
'FDR S/B 75th-73rd St'  'AG'   743.  1118.  1026.  1645. 0. 36.
  8   1
'FDR S/B 73rd St-Site'  'AG'   500.   763.   743.  1118. 0. 36.
  9   1
'FDR S/B Site-itself '  'AG'   442.   679.   500.   763. 0. 36.
  10  1
'FDR S/B Site-71st St'  'AG'   408.   628.   442.   679. 0. 36.
  11  1
'FDR S/B 71st-68th St'  'AG'   -15.    10.   408.   628. 0. 36.
  12  1
'FDR S/B 68th-67th St'  'AG'  -162.  -205.   -15.    10. 0. 36.
  13  1
'FDR Service 73-Site '  'AG'   477.   779.   720.  1134. 0. 32.
  14  1
'FDR Service Rd Site '  'AG'   419.   695.   477.   779. 0. 32.
  15  1
'FDR Service Site-71 '  'AG'   385.   644.   419.   695. 0. 32.
  16  1
'FDR Service 68-71 St'  'AG'   -38.    26.   385.   644. 0. 32.
  17  1
'FDR N/B 35' Jet 71St'  'AG'   530.   743.   550.   772. 0. 32.
  18  1
'FDR S/B 35' Jet 68St'  'AG'   -15.    10.   -35.   -19. 0. 32.

  1  0.0
    1  1934.   7.27
    2  1934.   9.27
    3  1934.   7.27
    4  1934.   4.45
    5  1934.   7.27
    6  1934.   7.27
    7  1842.   7.03
    8  1670.   7.03
```

```
  9  1670.   4.30
 10  1670.   7.03
 11  1670.   8.96
 12  2110.   7.29
 13   172.   8.27
 14   172.   5.06
 15   172.   8.27
 16   440.  10.54
 17  1934.  48.27
 18  2110.  50.58

2  0.0
  1  1112.   7.27
  2  1112.   9.27
  3  1112.   7.27
  4  1112.   4.45
  5  1112.   7.27
  6  1112.   7.27
  7   984.   7.03
  8   901.   7.03
  9   901.   4.30
 10   901.   7.03
 11   901.   8.96
 12  1341.   7.44
 13    84.   8.27
 14    84.   5.06
 15    84.   8.27
 16   440.  10.54
 17  1112.  49.97
 18  1341.  47.57

3  0.0
  1   681.   7.27
  2   681.   9.27
  3   681.   7.27
  4   681.   4.45
  5   681.   7.27
  6   681.   7.27
  7   708.   7.03
  8   651.   7.03
  9   651.   4.30
 10   651.   7.03
 11   651.   8.96
 12  1091.   7.53
 13    57.   8.27
 14    57.   5.06
 15    57.   8.27
 16   440.  10.54
 17   681.  57.90
 18  1091.  41.44

4  0.0
  1   587.   7.27
  2   587.   9.27
  3   587.   7.27
  4   587.   4.45
  5   587.   7.27
```

```
  6   587.   7.27
  7   626.   7.03
  8   579.   7.03
  9   579.   4.30
  10  579.   7.03
  11  579.   8.96
  12 1019.   7.57
  13   47.   8.27
  14   47.   5.06
  15   47.   8.27
  16  440.  10.54
  17  587.  60.43
  18 1019.  39.90

5  0.0
  1   982.   7.27
  2   982.   9.27
  3   982.   7.27
  4   982.   4.45
  5   982.   7.27
  6   982.   7.27
  7  1063.   7.03
  8   999.   7.03
  9   999.   4.30
  10  999.   7.03
  11  999.   8.96
  12 1439.   7.41
  13   64.   8.27
  14   64.   5.06
  15   64.   8.27
  16  440.  10.54
  17  982.  55.56
  18 1439.  43.52

6  0.0
  1  2173.   7.27
  2  2173.   9.27
  3  2173.   7.27
  4  2173.   4.45
  5  2173.   7.27
  6  2173.   7.27
  7  2845.   7.03
  8  2574.   7.03
  9  2574.   4.30
  10 2574.   7.03
  11 2574.   8.96
  12 3014.   7.21
  13  271.   8.27
  14  271.   5.06
  15  271.   8.27
  16  440.  10.54
  17 2173.  55.47
  18 3014.  45.99

7  0.0
  1  3930.   7.27
  2  3930.   9.27
```

```
  3  3930.   7.27
  4  3930.   4.45
  5  3930.   7.27
  6  3930.   7.27
  7  5369.   7.03
  8  4705.   7.03
  9  4705.   4.30
 10 4705.   7.03
 11 4705.   8.96
 12 5145.   7.14
 13  664.   8.27
 14  664.   5.06
 15  664.   8.27
 16  440.  10.54
 17 3930.  54.51
 18 5145.  47.93

8  0.0
  1  4517.   7.27
  2  4517.   9.27
  3  4517.   7.27
  4  4517.   4.45
  5  4517.   7.27
  6  4517.   7.27
  7  5815.   7.03
  8  4956.   7.03
  9  4956.   4.30
 10 4956.   7.03
 11 4956.   8.96
 12 5396.   7.13
 13  860.   8.27
 14  860.   5.06
 15  860.   8.27
 16  440.  10.54
 17 4517.  52.15
 18 5396.  50.27

9  0.0
  1  4140.   7.27
  2  4140.   9.27
  3  4140.   7.27
  4  4140.   4.45
  5  4140.   7.27
  6  4140.   7.27
  7  5414.   7.03
  8  4432.   7.03
  9  4432.   4.30
 10 4432.   7.03
 11 4432.   8.96
 12 4872.   7.14
 13  982.   8.27
 14  982.   5.06
 15  982.   8.27
 16  440.  10.54
 17 4140.  52.11
 18 4872.  51.00
```

```
10  0.0
  1  3508.   7.27
  2  3508.   9.27
  3  3508.   7.27
  4  3508.   4.45
  5  3508.   7.27
  6  3508.   7.27
  7  5265.   7.03
  8  4480.   7.03
  9  4480.   4.30
  10 4480.   7.03
  11 4480.   8.96
  12 4920.   7.14
  13  784.   8.27
  14  784.   5.06
  15  784.   8.27
  16  440.  10.54
  17 3508.  57.06
  18 4920.  46.84

11  0.0
  1  3530.   7.27
  2  3530.   9.27
  3  3530.   7.27
  4  3530.   4.45
  5  3530.   7.27
  6  3530.   7.27
  7  4896.   7.03
  8  4302.   7.03
  9  4302.   4.30
  10 4302.   7.03
  11 4302.   8.96
  12 4742.   7.15
  13  595.   8.27
  14  595.   5.06
  15  595.   8.27
  16  440.  10.54
  17 3530.  55.23
  18 4742.  47.32

12  0.0
  1  3352.   7.27
  2  3352.   9.27
  3  3352.   7.27
  4  3352.   4.45
  5  3352.   7.27
  6  3352.   7.27
  7  4594.   7.03
  8  4059.   7.03
  9  4059.   4.30
  10 4059.   7.03
  11 4059.   8.96
  12 4499.   7.15
  13  535.   8.27
  14  535.   5.06
  15  535.   8.27
  16  440.  10.54
```

```
  17 3352.   55.09
  18 4499.   47.24

13  0.0
   1  3618.    7.27
   2  3618.    9.27
   3  3618.    7.27
   4  3618.    4.45
   5  3618.    7.27
   6  3618.    7.27
   7  4482.    7.03
   8  3901.    7.03
   9  3901.    4.30
  10 3901.    7.03
  11 3901.    8.96
  12 4341.    7.16
  13  581.    8.27
  14  581.    5.06
  15  581.    8.27
  16  440.   10.54
  17 3618.   51.89
  18 4341.   49.78

14  0.0
   1  3358.    7.27
   2  3358.    9.27
   3  3358.    7.27
   4  3358.    4.45
   5  3358.    7.27
   6  3358.    7.27
   7  4791.    7.03
   8  4119.    7.03
   9  4119.    4.30
  10 4119.    7.03
  11 4119.    8.96
  12 4559.    7.15
  13  672.    8.27
  14  672.    5.06
  15  672.    8.27
  16  440.   10.54
  17 3358.   55.80
  18 4559.   47.32

15  0.0
   1  3877.    7.27
   2  3877.    9.27
   3  3877.    7.27
   4  3877.    4.45
   5  3877.    7.27
   6  3877.    7.27
   7  4978.    7.03
   8  4324.    7.03
   9  4324.    4.30
  10 4324.    7.03
  11 4324.    8.96
  12 4764.    7.14
  13  654.    8.27
```

```
  14  654.    5.06
  15  654.    8.27
  16  440.   10.54
  17 3877.   52.66
  18 4764.   49.34

16  0.0
   1  4966.    7.27
   2  4966.    9.27
   3  4966.    7.27
   4  4966.    4.45
   5  4966.    7.27
   6  4966.    7.27
   7  5693.    7.03
   8  4850.    7.03
   9  4850.    4.30
  10 4850.    7.03
  11 4850.    8.96
  12 5290.    7.13
  13  842.    8.27
  14  842.    5.06
  15  842.    8.27
  16  440.   10.54
  17 4966.   49.05
  18 5250.   53.02

17  0.0
   1  4647.    7.27
   2  4647.    9.27
   3  4647.    7.27
   4  4647.    4.45
   5  4647.    7.27
   6  4647.    7.27
   7  5651.    7.03
   8  4754.    7.03
   9  4754.    4.30
  10 4754.    7.03
  11 4754.    8.96
  12 5194.    7.14
  13  898.    8.27
  14  898.    5.06
  15  898.    8.27
  16  440.   10.54
  17 4647.   50.43
  18 5194.   51.96

18  0.0
   1  4621.    7.27
   2  4621.    9.27
   3  4621.    7.27
   4  4621.    4.45
   5  4621.    7.27
   6  4621.    7.27
   7  5630.    7.03
   8  4687.    7.03
   9  4687.    4.30
  10 4687.    7.03
```

```
  11 4687.   8.96
  12 5127.   7.14
  13  942.   8.27
  14  942.   5.06
  15  942.   8.27
  16  440.  10.54
  17 4621.  50.33
  18 5127.  52.24

19  0.0
   1  4337.   7.27
   2  4337.   9.27
   3  4337.   7.27
   4  4337.   4.45
   5  4337.   7.27
   6  4337.   7.27
   7  5485.   7.03
   8  4590.   7.03
   9  4590.   4.30
  10 4590.   7.03
  11 4590.   8.96
  12 5030.   7.14
  13  895.   8.27
  14  895.   5.06
  15  895.   8.27
  16  440.  10.54
  17 4337.  51.47
  18 5030.  51.11

20  0.0
   1  4160.   7.27
   2  4160.   9.27
   3  4160.   7.27
   4  4160.   4.45
   5  4160.   7.27
   6  4160.   7.27
   7  4926.   7.03
   8  4142.   7.03
   9  4142.   4.30
  10 4142.   7.03
  11 4142.   8.96
  12 4582.   7.15
  13  784.   8.27
  14  784.   5.06
  15  784.   8.27
  16  440.  10.54
  17 4160.  49.96
  18 4582.  52.23

21  0.0
   1  3834.   7.27
   2  3834.   9.27
   3  3834.   7.27
   4  3834.   4.45
   5  3834.   7.27
   6  3834.   7.27
   7  4238.   7.03
```

```
   8  3631.    7.03
   9  3631.    4.30
  10 3631.    7.03
  11 3631.    8.96
  12 4071.    7.18
  13  607.    8.27
  14  607.    5.06
  15  607.    8.27
  16  440.   10.54
  17 3834.   48.75
  18 4071.   52.85

22  0.0
   1  3860.    7.27
   2  3860.    9.27
   3  3860.    7.27
   4  3860.    4.45
   5  3860.    7.27
   6  3860.    7.27
   7  3857.    7.03
   8  3364.    7.03
    9  3364.    4.30
  10 3364.    7.03
  11 3364.    8.96
  12 3804.    7.17
  13  493.    8.27
  14  493.    5.06
  15  493.    8.27
  16  440.   10.54
  17 3860.   46.74
  18 3804.   54.58

23  0.0
   1  3225.    7.27
   2  3225.    9.27
   3  3225.    7.27
   4  3225.    4.45
   5  3225.    7.27
   6  3225.    7.27
   7  3730.    7.03
   8  3299.    7.03
   9  3299.    4.30
  10 3299.    7.03
  11 3299.    8.96
  12 3739.    7.18
  13  431.    8.27
  14  431.    5.06
  15  431.    8.27
  16  440.   10.54
  17 3225.   50.66
  18 3225.   50.28

24  0.0
   1  2543.    7.27
   2  2543.    9.27
   3  2543.    7.27
   4  2543.    4.45
```

5	2543.	7.27
6	2543.	7.27
7	3031.	7.03
8	2615.	7.03
9	2615.	4.30
10	2615.	7.03
11	2615.	8.96
12	3055.	7.21
13	415.	8.27
14	415.	5.06
15	415.	8.27
16	440.	10.54
17	2543.	51.70
18	3055.	49.52

```
'HSS FDR Air Quality Build/70' Jets' 60. 175. 0. 0. 60 0.3048 1
 1 1 04  12 31 04
 72503 2004 94703 2004
 1 1 'U'
'RECEPTOR 1 '        34.      -23.      6.0
'RECEPTOR 2 '        48.       -4.      6.0
'RECEPTOR 3 '        62.       17.      6.0
'RECEPTOR 4 '        75.       37.      6.0
'RECEPTOR 5 '        89.       57.      6.0
'RECEPTOR 6 '       103.       77.      6.0
'RECEPTOR 7 '       117.       97.      6.0
'RECEPTOR 8 '       130.      117.      6.0
'RECEPTOR 9 '       144.      137.      6.0
'RECEPTOR 10'       158.      158.      6.0
'RECEPTOR 11'       172.      178.      6.0
'RECEPTOR 12'       186.      198.      6.0
'RECEPTOR 13'       199.      218.      6.0
'RECEPTOR 14'       213.      238.      6.0
'RECEPTOR 15'       227.      258.      6.0
'RECEPTOR 16'       241.      278.      6.0
'RECEPTOR 17'       255.      299.      6.0
'RECEPTOR 18'       268.      319.      6.0
'RECEPTOR 19'       282.      339.      6.0
'RECEPTOR 20'       296.      359.      6.0
'RECEPTOR 21'       310.      379.      6.0
'RECEPTOR 22'       323.      399.      6.0
'RECEPTOR 23'       337.      419.      6.0
'RECEPTOR 24'       351.      440.      6.0
'RECEPTOR 25'       365.      460.      6.0
'RECEPTOR 26'       379.      480.      6.0
'RECEPTOR 27'       392.      500.      6.0
'RECEPTOR 28'       406.      520.      6.0
'RECEPTOR 29'       420.      540.      6.0
'RECEPTOR 30'       434.      561.      6.0
'RECEPTOR 31'       447.      581.      6.0
'RECEPTOR 32'       461.      601.      6.0
'RECEPTOR 33'       475.      621.      6.0
'RECEPTOR 34'       489.      641.      6.0
'RECEPTOR 35'       503.      661.      6.0
'RECEPTOR 36'       516.      681.      6.0
'RECEPTOR 37'       530.      702.      6.0
'RECEPTOR 38'       544.      722.      6.0
'RECEPTOR 39'       558.      742.      6.0
'RECEPTOR 40'       571.      762.      6.0
'RECEPTOR 41'       585.      782.      6.0
'RECEPTOR 42'       599.      802.      6.0
'RECEPTOR 43'       613.      822.      6.0
'RECEPTOR 44'       627.      843.      6.0
'RECEPTOR 45'       640.      863.      6.0
'RECEPTOR 46'       654.      883.      6.0
'RECEPTOR 47'       668.      903.      6.0
'RECEPTOR 48'       682.      923.      6.0
'RECEPTOR 49'       696.      943.      6.0
'RECEPTOR 50'       709.      964.      6.0
'RECEPTOR 51'       723.      984.      6.0
'RECEPTOR 52'       737.     1004.      6.0
'RECEPTOR 53'       751.     1024.      6.0
```

```
'RECEPTOR 54'        764.      1044.       6.0
'RECEPTOR 55'        778.      1064.       6.0
'RECEPTOR 56'        792.      1084.       6.0
'RECEPTOR 57'         20.       -44.       6.0
'RECEPTOR 58'          6.       -64.       6.0
'RECEPTOR 59'         -7.       -84.       6.0
'RECEPTOR 60'        -21.      -104.       6.0

2 'C'
1 1 1 1 1 1 1
'FDR DRIVE BET E 67TH-75TH STS/70' JETS'       18
  1   1
'FDR N/B 67th-68th St'  'AG'  -132.  -225.    15.   -10. 0. 36.
  2   1
'FDR N/B 68th-71st St'  'AG'    15.   -10.   438.   608. 0. 36.
  3   1
'FDR N/B 71st St-Site'  'AG'   438.   608.   472.   657. 0. 36.
  4   1
'FDR N/B Site-itself '  'AG'   472.   657.   530.   743. 0. 36.
  5   1
'FDR N/B Site-73rd St'  'AG'   530.   743.   773.  1098. 0. 36.
  6   1
'FDR N/B 73rd-75th St'  'AG'   773.  1098.  1056.  1625. 0. 36.
  7   1
'FDR S/B 75th-73rd St'  'AG'   743.  1118.  1026.  1645. 0. 36.
  8   1
'FDR S/B 73rd St-Site'  'AG'   500.   763.   743.  1118. 0. 36.
  9   1
'FDR S/B Site-itself '  'AG'   442.   679.   500.   763. 0. 36.
  10  1
'FDR S/B Site-71st St'  'AG'   408.   628.   442.   679. 0. 36.
  11  1
'FDR S/B 71st-68th St'  'AG'   -15.    10.   408.   628. 0. 36.
  12  1
'FDR S/B 68th-67th St'  'AG'  -162.  -205.   -15.    10. 0. 36.
  13  1
'FDR Service 73-Site '  'AG'   477.   779.   720.  1134. 0. 32.
  14  1
'FDR Service Rd Site '  'AG'   419.   695.   477.   779. 0. 32.
  15  1
'FDR Service Site-71 '  'AG'   385.   644.   419.   695. 0. 32.
  16  1
'FDR Service 68-71 St'  'AG'   -38.    26.   385.   644. 0. 32.
  17  1
'FDR N/B 70' Jet 71St'  'AG'   530.   743.   570.   800. 0. 32.
  18  1
'FDR S/B 70' Jet 68St'  'AG'   -15.    10.   -55.   -47. 0. 32.

  1  0.0
    1  1934.   7.27
    2  1934.   9.27
    3  1934.   7.27
    4  1934.   4.45
    5  1934.   7.27
    6  1934.   7.27
    7  1842.   7.03
    8  1670.   7.03
```

```
  9  1670.   4.30
  10 1670.   7.03
  11 1670.   8.96
  12 2110.   7.29
  13  172.   8.27
  14  172.   5.06
  15  172.   8.27
  16  440.  10.54
  17 1934.  24.13
  18 2110.  25.43

2  0.0
  1  1112.   7.27
  2  1112.   9.27
  3  1112.   7.27
  4  1112.   4.45
  5  1112.   7.27
  6  1112.   7.27
  7   984.   7.03
  8   901.   7.03
  9   901.   4.30
  10  901.   7.03
  11  901.   8.96
  12 1341.   7.44
  13   84.   8.27
  14   84.   5.06
  15   84.   8.27
  16  440.  10.54
  17 1112.  24.99
  18 1341.  23.75

3  0.0
  1   681.   7.27
  2   681.   9.27
  3   681.   7.27
  4   681.   4.45
  5   681.   7.27
  6   681.   7.27
  7   708.   7.03
  8   651.   7.03
  9   651.   4.30
  10  651.   7.03
  11  651.   8.96
  12 1091.   7.53
  13   57.   8.27
  14   57.   5.06
  15   57.   8.27
  16  440.  10.54
  17  681.  28.95
  18 1091.  20.72

4  0.0
  1   587.   7.27
  2   587.   9.27
  3   587.   7.27
  4   587.   4.45
  5   587.   7.27
```

```
   6   587.    7.27
   7   626.    7.03
   8   579.    7.03
   9   579.    4.30
   10  579.    7.03
   11  579.    8.96
   12 1019.    7.57
   13   47.    8.27
   14   47.    5.06
   15   47.    8.27
   16  440.   10.54
   17  587.   30.22
   18 1019.   19.95

5  0.0
   1   982.    7.27
   2   982.    9.27
   3   982.    7.27
   4   982.    4.45
   5   982.    7.27
   6   982.    7.27
   7  1063.    7.03
   8   999.    7.03
   9   999.    4.30
   10  999.    7.03
   11  999.    8.96
   12 1439.    7.41
   13   64.    8.27
   14   64.    5.06
   15   64.    8.27
   16  440.   10.54
   17  982.   27.78
   18 1439.   21.76

6  0.0
   1  2173.    7.27
   2  2173.    9.27
   3  2173.    7.27
   4  2173.    4.45
   5  2173.    7.27
   6  2173.    7.27
   7  2845.    7.03
   8  2574.    7.03
   9  2574.    4.30
   10 2574.    7.03
   11 2574.    8.96
   12 3014.    7.21
   13  271.    8.27
   14  271.    5.06
   15  271.    8.27
   16  440.   10.54
   17 2173.   27.73
   18 3014.   23.00

7  0.0
   1  3930.    7.27
   2  3930.    9.27
```

```
  3  3930.   7.27
  4  3930.   4.45
  5  3930.   7.27
  6  3930.   7.27
  7  5369.   7.03
  8  4705.   7.03
  9  4705.   4.30
 10 4705.   7.03
 11 4705.   8.96
 12 5145.   7.14
 13  664.   8.27
 14  664.   5.06
 15  664.   8.27
 16  440.  10.54
 17 3930.  27.25
 18 5145.  23.97

8  0.0
  1  4517.   7.27
  2  4517.   9.27
  3  4517.   7.27
  4  4517.   4.45
  5  4517.   7.27
  6  4517.   7.27
  7  5815.   7.03
  8  4956.   7.03
  9  4956.   4.30
 10 4956.   7.03
 11 4956.   8.96
 12 5396.   7.13
 13  860.   8.27
 14  860.   5.06
 15  860.   8.27
 16  440.  10.54
 17 4517.  26.07
 18 5396.  25.13

9  0.0
  1  4140.   7.27
  2  4140.   9.27
  3  4140.   7.27
  4  4140.   4.45
  5  4140.   7.27
  6  4140.   7.27
  7  5414.   7.03
  8  4432.   7.03
  9  4432.   4.30
 10 4432.   7.03
 11 4432.   8.96
 12 4872.   7.14
 13  982.   8.27
 14  982.   5.06
 15  982.   8.27
 16  440.  10.54
 17 4140.  26.06
 18 4872.  25.50
```

```
10  0.0
  1  3508.   7.27
  2  3508.   9.27
  3  3508.   7.27
  4  3508.   4.45
  5  3508.   7.27
  6  3508.   7.27
  7  5265.   7.03
  8  4480.   7.03
  9  4480.   4.30
  10 4480.   7.03
  11 4480.   8.96
  12 4920.   7.14
  13  784.   8.27
  14  784.   5.06
  15  784.   8.27
  16  440.  10.54
  17 3508.  28.53
  18 4920.  23.42

11  0.0
  1  3530.   7.27
  2  3530.   9.27
  3  3530.   7.27
  4  3530.   4.45
  5  3530.   7.27
  6  3530.   7.27
  7  4896.   7.03
  8  4302.   7.03
  9  4302.   4.30
  10 4302.   7.03
  11 4302.   8.96
  12 4742.   7.15
  13  595.   8.27
  14  595.   5.06
  15  595.   8.27
  16  440.  10.54
  17 3530.  27.54
  18 4742.  23.62

12  0.0
  1  3352.   7.27
  2  3352.   9.27
  3  3352.   7.27
  4  3352.   4.45
  5  3352.   7.27
  6  3352.   7.27
  7  4594.   7.03
  8  4059.   7.03
  9  4059.   4.30
  10 4059.   7.03
  11 4059.   8.96
  12 4499.   7.15
  13  535.   8.27
  14  535.   5.06
  15  535.   8.27
  16  440.  10.54
```

```
  17 3352.  27.54
  18 4499.  23.62

13  0.0
  1  3618.   7.27
  2  3618.   9.27
  3  3618.   7.27
  4  3618.   4.45
  5  3618.   7.27
  6  3618.   7.27
  7  4482.   7.03
  8  3901.   7.03
  9  3901.   4.30
  10 3901.   7.03
  11 3901.   8.96
  12 4341.   7.16
  13  581.   8.27
  14  581.   5.06
  15  581.   8.27
  16  440.  10.54
  17 3618.  25.94
  18 4341.  24.89

14  0.0
  1  3358.   7.27
  2  3358.   9.27
  3  3358.   7.27
  4  3358.   4.45
  5  3358.   7.27
  6  3358.   7.27
  7  4791.   7.03
  8  4119.   7.03
  9  4119.   4.30
  10 4119.   7.03
  11 4119.   8.96
  12 4559.   7.15
  13  672.   8.27
  14  672.   5.06
  15  672.   8.27
  16  440.  10.54
  17 3358.  27.90
  18 4559.  23.66

15  0.0
  1  3877.   7.27
  2  3877.   9.27
  3  3877.   7.27
  4  3877.   4.45
  5  3877.   7.27
  6  3877.   7.27
  7  4978.   7.03
  8  4324.   7.03
  9  4324.   4.30
  10 4324.   7.03
  11 4324.   8.96
  12 4764.   7.14
  13  654.   8.27
```

```
  14  654.   5.06
  15  654.   8.27
  16  440.  10.54
  17 3877.  26.33
  18 4764.  24.67

16  0.0
  1  4966.   7.27
  2  4966.   9.27
  3  4966.   7.27
  4  4966.   4.45
  5  4966.   7.27
  6  4966.   7.27
  7  5693.   7.03
  8  4850.   7.03
  9  4850.   4.30
  10 4850.   7.03
  11 4850.   8.96
  12 5290.   7.13
  13  842.   8.27
  14  842.   5.06
  15  842.   8.27
  16  440.  10.54
  17 4966.  24.53
  18 5250.  26.51

17  0.0
  1  4647.   7.27
  2  4647.   9.27
  3  4647.   7.27
  4  4647.   4.45
  5  4647.   7.27
  6  4647.   7.27
  7  5651.   7.03
  8  4754.   7.03
  9  4754.   4.30
  10 4754.   7.03
  11 4754.   8.96
  12 5194.   7.14
  13  898.   8.27
  14  898.   5.06
  15  898.   8.27
  16  440.  10.54
  17 4647.  25.21
  18 5194.  25.98

18  0.0
  1  4621.   7.27
  2  4621.   9.27
  3  4621.   7.27
  4  4621.   4.45
  5  4621.   7.27
  6  4621.   7.27
  7  5630.   7.03
  8  4687.   7.03
  9  4687.   4.30
  10 4687.   7.03
```

```
  11 4687.   8.96
  12 5127.   7.14
  13  942.   8.27
  14  942.   5.06
  15  942.   8.27
  16  440.  10.54
  17 4621.  25.17
  18 5127.  26.12

19  0.0
  1  4337.   7.27
  2  4337.   9.27
  3  4337.   7.27
  4  4337.   4.45
  5  4337.   7.27
  6  4337.   7.27
  7  5485.   7.03
  8  4590.   7.03
  9  4590.   4.30
  10 4590.   7.03
  11 4590.   8.96
  12 5030.   7.14
  13  895.   8.27
  14  895.   5.06
  15  895.   8.27
  16  440.  10.54
  17 4337.  25.74
  18 5030.  25.56

20  0.0
  1  4160.   7.27
  2  4160.   9.27
  3  4160.   7.27
  4  4160.   4.45
  5  4160.   7.27
  6  4160.   7.27
  7  4926.   7.03
  8  4142.   7.03
  9  4142.   4.30
  10 4142.   7.03
  11 4142.   8.96
  12 4582.   7.15
  13  784.   8.27
  14  784.   5.06
  15  784.   8.27
  16  440.  10.54
  17 4160.  24.98
  18 4582.  26.11

21  0.0
  1  3834.   7.27
  2  3834.   9.27
  3  3834.   7.27
  4  3834.   4.45
  5  3834.   7.27
  6  3834.   7.27
  7  4238.   7.03
```

```
  8  3631.   7.03
  9  3631.   4.30
  10 3631.   7.03
  11 3631.   8.96
  12 4071.   7.18
  13  607.   8.27
  14  607.   5.06
  15  607.   8.27
  16  440.  10.54
  17 3834.  24.37
  18 4071.  26.42

22  0.0
  1  3860.   7.27
  2  3860.   9.27
  3  3860.   7.27
  4  3860.   4.45
  5  3860.   7.27
  6  3860.   7.27
  7  3857.   7.03
  8  3364.   7.03
  9  3364.   4.30
  10 3364.   7.03
  11 3364.   8.96
  12 3804.   7.17
  13  493.   8.27
  14  493.   5.06
  15  493.   8.27
  16  440.  10.54
  17 3860.  23.37
  18 3804.  27.29

23  0.0
  1  3225.   7.27
  2  3225.   9.27
  3  3225.   7.27
  4  3225.   4.45
  5  3225.   7.27
  6  3225.   7.27
  7  3730.   7.03
  8  3299.   7.03
  9  3299.   4.30
  10 3299.   7.03
  11 3299.   8.96
  12 3739.   7.18
  13  431.   8.27
  14  431.   5.06
  15  431.   8.27
  16  440.  10.54
  17 3225.  25.33
  18 3225.  25.14

24  0.0
  1  2543.   7.27
  2  2543.   9.27
  3  2543.   7.27
  4  2543.   4.45
```

5	2543.	7.27
6	2543.	7.27
7	3031.	7.03
8	2615.	7.03
9	2615.	4.30
10	2615.	7.03
11	2615.	8.96
12	3055.	7.21
13	415.	8.27
14	415.	5.06
15	415.	8.27
16	440.	10.54
17	2543.	25.85
18	3055.	24.76

```
'HSS FDR Air Quality Build/105' Jets' 60. 175. 0. 0. 60 0.3048 1
 1 1 04  12 31 04
 72503 2004 94703 2004
 1 1 'U'
'RECEPTOR 1 '        34.      -23.      6.0
'RECEPTOR 2 '        48.       -4.      6.0
'RECEPTOR 3 '        62.       17.      6.0
'RECEPTOR 4 '        75.       37.      6.0
'RECEPTOR 5 '        89.       57.      6.0
'RECEPTOR 6 '       103.       77.      6.0
'RECEPTOR 7 '       117.       97.      6.0
'RECEPTOR 8 '       130.      117.      6.0
'RECEPTOR 9 '       144.      137.      6.0
'RECEPTOR 10'       158.      158.      6.0
'RECEPTOR 11'       172.      178.      6.0
'RECEPTOR 12'       186.      198.      6.0
'RECEPTOR 13'       199.      218.      6.0
'RECEPTOR 14'       213.      238.      6.0
'RECEPTOR 15'       227.      258.      6.0
'RECEPTOR 16'       241.      278.      6.0
'RECEPTOR 17'       255.      299.      6.0
'RECEPTOR 18'       268.      319.      6.0
'RECEPTOR 19'       282.      339.      6.0
'RECEPTOR 20'       296.      359.      6.0
'RECEPTOR 21'       310.      379.      6.0
'RECEPTOR 22'       323.      399.      6.0
'RECEPTOR 23'       337.      419.      6.0
'RECEPTOR 24'       351.      440.      6.0
'RECEPTOR 25'       365.      460.      6.0
'RECEPTOR 26'       379.      480.      6.0
'RECEPTOR 27'       392.      500.      6.0
'RECEPTOR 28'       406.      520.      6.0
'RECEPTOR 29'       420.      540.      6.0
'RECEPTOR 30'       434.      561.      6.0
'RECEPTOR 31'       447.      581.      6.0
'RECEPTOR 32'       461.      601.      6.0
'RECEPTOR 33'       475.      621.      6.0
'RECEPTOR 34'       489.      641.      6.0
'RECEPTOR 35'       503.      661.      6.0
'RECEPTOR 36'       516.      681.      6.0
'RECEPTOR 37'       530.      702.      6.0
'RECEPTOR 38'       544.      722.      6.0
'RECEPTOR 39'       558.      742.      6.0
'RECEPTOR 40'       571.      762.      6.0
'RECEPTOR 41'       585.      782.      6.0
'RECEPTOR 42'       599.      802.      6.0
'RECEPTOR 43'       613.      822.      6.0
'RECEPTOR 44'       627.      843.      6.0
'RECEPTOR 45'       640.      863.      6.0
'RECEPTOR 46'       654.      883.      6.0
'RECEPTOR 47'       668.      903.      6.0
'RECEPTOR 48'       682.      923.      6.0
'RECEPTOR 49'       696.      943.      6.0
'RECEPTOR 50'       709.      964.      6.0
'RECEPTOR 51'       723.      984.      6.0
'RECEPTOR 52'       737.     1004.      6.0
'RECEPTOR 53'       751.     1024.      6.0
```

```
'RECEPTOR 54'        764.      1044.       6.0
'RECEPTOR 55'        778.      1064.       6.0
'RECEPTOR 56'        792.      1084.       6.0
'RECEPTOR 57'         20.       -44.       6.0
'RECEPTOR 58'          6.       -64.       6.0
'RECEPTOR 59'         -7.       -84.       6.0
'RECEPTOR 60'        -21.      -104.       6.0

2 'C'
1 1 1 1 1 1 1
'FDR DRIVE BET E 67TH-75TH STS/105' JETS'       18
  1   1
'FDR N/B 67th-68th St'  'AG'  -132.  -225.    15.   -10. 0. 36.
  2   1
'FDR N/B 68th-71st St'  'AG'    15.   -10.   438.   608. 0. 36.
  3   1
'FDR N/B 71st St-Site'  'AG'   438.   608.   472.   657. 0. 36.
  4   1
'FDR N/B Site-itself '  'AG'   472.   657.   530.   743. 0. 36.
  5   1
'FDR N/B Site-73rd St'  'AG'   530.   743.   773.  1098. 0. 36.
  6   1
'FDR N/B 73rd-75th St'  'AG'   773.  1098.  1056.  1625. 0. 36.
  7   1
'FDR S/B 75th-73rd St'  'AG'   743.  1118.  1026.  1645. 0. 36.
  8   1
'FDR S/B 73rd St-Site'  'AG'   500.   763.   743.  1118. 0. 36.
  9   1
'FDR S/B Site-itself '  'AG'   442.   679.   500.   763. 0. 36.
  10  1
'FDR S/B Site-71st St'  'AG'   408.   628.   442.   679. 0. 36.
  11  1
'FDR S/B 71st-68th St'  'AG'   -15.    10.   408.   628. 0. 36.
  12  1
'FDR S/B 68th-67th St'  'AG'  -162.  -205.   -15.    10. 0. 36.
  13  1
'FDR Service 73-Site '  'AG'   477.   779.   720.  1134. 0. 32.
  14  1
'FDR Service Rd Site '  'AG'   419.   695.   477.   779. 0. 32.
  15  1
'FDR Service Site-71 '  'AG'   385.   644.   419.   695. 0. 32.
  16  1
'FDR Service 68-71 St'  'AG'   -38.    26.   385.   644. 0. 32.
  17  1
'FDR N/B 35' Jet 71St'  'AG'   530.   743.   589.   830. 0. 32.
  18  1
'FDR S/B 35' Jet 68St'  'AG'   -15.    10.   -74.   -77. 0. 32.

  1  0.0
    1  1934.   7.27
    2  1934.   9.27
    3  1934.   7.27
    4  1934.   4.45
    5  1934.   7.27
    6  1934.   7.27
    7  1842.   7.03
    8  1670.   7.03
```

```
  9  1670.    4.30
 10  1670.    7.03
 11  1670.    8.96
 12  2110.    7.29
 13   172.    8.27
 14   172.    5.06
 15   172.    8.27
 16   440.   10.54
 17  1934.   16.09
 18  2110.   16.95

 2  0.0
  1  1112.    7.27
  2  1112.    9.27
  3  1112.    7.27
  4  1112.    4.45
  5  1112.    7.27
  6  1112.    7.27
  7   984.    7.03
  8   901.    7.03
  9   901.    4.30
 10   901.    7.03
 11   901.    8.96
 12  1341.    7.44
 13    84.    8.27
 14    84.    5.06
 15    84.    8.27
 16   440.   10.54
 17  1112.   16.66
 18  1341.   15.86

 3  0.0
  1   681.    7.27
  2   681.    9.27
  3   681.    7.27
  4   681.    4.45
  5   681.    7.27
  6   681.    7.27
  7   708.    7.03
  8   651.    7.03
  9   651.    4.30
 10   651.    7.03
 11   651.    8.96
 12  1091.    7.53
 13    57.    8.27
 14    57.    5.06
 15    57.    8.27
 16   440.   10.54
 17   681.   19.30
 18  1091.   13.81

 4  0.0
  1   587.    7.27
  2   587.    9.27
  3   587.    7.27
  4   587.    4.45
  5   587.    7.27
```

```
  6   587.   7.27
  7   626.   7.03
  8   579.   7.03
  9   579.   4.30
  10  579.   7.03
  11  579.   8.96
  12 1019.   7.57
  13   47.   8.27
  14   47.   5.06
  15   47.   8.27
  16  440.  10.54
  17  587.  20.14
  18 1019.  13.30

5  0.0
  1   982.   7.27
  2   982.   9.27
  3   982.   7.27
  4   982.   4.45
  5   982.   7.27
  6   982.   7.27
  7  1063.   7.03
  8   999.   7.03
  9   999.   4.30
  10  999.   7.03
  11  999.   8.96
  12 1439.   7.41
  13   64.   8.27
  14   64.   5.06
  15   64.   8.27
  16  440.  10.54
  17  982.  18.52
  18 1439.  14.51

6  0.0
  1  2173.   7.27
  2  2173.   9.27
  3  2173.   7.27
  4  2173.   4.45
  5  2173.   7.27
  6  2173.   7.27
  7  2845.   7.03
  8  2574.   7.03
  9  2574.   4.30
  10 2574.   7.03
  11 2574.   8.96
  12 3014.   7.21
  13  271.   8.27
  14  271.   5.06
  15  271.   8.27
  16  440.  10.54
  17 2173.  18.49
  18 3014.  15.33

7  0.0
  1  3930.   7.27
  2  3930.   9.27
```

```
   3  3930.   7.27
   4  3930.   4.45
   5  3930.   7.27
   6  3930.   7.27
   7  5369.   7.03
   8  4705.   7.03
   9  4705.   4.30
  10 4705.   7.03
  11 4705.   8.96
  12 5145.   7.14
  13  664.   8.27
  14  664.   5.06
  15  664.   8.27
  16  440.  10.54
  17 3930.  18.17
  18 5145.  15.98

 8  0.0
   1  4517.   7.27
   2  4517.   9.27
   3  4517.   7.27
   4  4517.   4.45
   5  4517.   7.27
   6  4517.   7.27
   7  5815.   7.03
   8  4956.   7.03
   9  4956.   4.30
  10 4956.   7.03
  11 4956.   8.96
  12 5396.   7.13
  13  860.   8.27
  14  860.   5.06
  15  860.   8.27
  16  440.  10.54
  17 4517.  17.38
  18 5396.  16.76

 9  0.0
   1  4140.   7.27
   2  4140.   9.27
   3  4140.   7.27
   4  4140.   4.45
   5  4140.   7.27
   6  4140.   7.27
   7  5414.   7.03
   8  4432.   7.03
   9  4432.   4.30
  10 4432.   7.03
  11 4432.   8.96
  12 4872.   7.14
  13  982.   8.27
  14  982.   5.06
  15  982.   8.27
  16  440.  10.54
  17 4140.  17.37
  18 4872.  17.00
```

```
10  0.0
  1  3508.   7.27
  2  3508.   9.27
  3  3508.   7.27
  4  3508.   4.45
  5  3508.   7.27
  6  3508.   7.27
  7  5265.   7.03
  8  4480.   7.03
  9  4480.   4.30
  10 4480.   7.03
  11 4480.   8.96
  12 4920.   7.14
  13  784.   8.27
  14  784.   5.06
  15  784.   8.27
  16  440.  10.54
  17 3508.  19.02
  18 4920.  15.61

11  0.0
  1  3530.   7.27
  2  3530.   9.27
  3  3530.   7.27
  4  3530.   4.45
  5  3530.   7.27
  6  3530.   7.27
  7  4896.   7.03
  8  4302.   7.03
  9  4302.   4.30
  10 4302.   7.03
  11 4302.   8.96
  12 4742.   7.15
  13  595.   8.27
  14  595.   5.06
  15  595.   8.27
  16  440.  10.54
  17 3530.  18.41
  18 4742.  15.77

12  0.0
  1  3352.   7.27
  2  3352.   9.27
  3  3352.   7.27
  4  3352.   4.45
  5  3352.   7.27
  6  3352.   7.27
  7  4594.   7.03
  8  4059.   7.03
  9  4059.   4.30
  10 4059.   7.03
  11 4059.   8.96
  12 4499.   7.15
  13  535.   8.27
  14  535.   5.06
  15  535.   8.27
  16  440.  10.54
```

```
  17 3352.  18.36
  18 4499.  15.75

13  0.0
   1  3618.   7.27
   2  3618.   9.27
   3  3618.   7.27
   4  3618.   4.45
   5  3618.   7.27
   6  3618.   7.27
   7  4482.   7.03
   8  3901.   7.03
   9  3901.   4.30
  10 3901.   7.03
  11 3901.   8.96
  12 4341.   7.16
  13  581.   8.27
  14  581.   5.06
  15  581.   8.27
  16  440.  10.54
  17 3618.  17.30
  18 4341.  16.59

14  0.0
   1  3358.   7.27
   2  3358.   9.27
   3  3358.   7.27
   4  3358.   4.45
   5  3358.   7.27
   6  3358.   7.27
   7  4791.   7.03
   8  4119.   7.03
   9  4119.   4.30
  10 4119.   7.03
  11 4119.   8.96
  12 4559.   7.15
  13  672.   8.27
  14  672.   5.06
  15  672.   8.27
  16  440.  10.54
  17 3358.  18.60
  18 4559.  15.77

15  0.0
   1  3877.   7.27
   2  3877.   9.27
   3  3877.   7.27
   4  3877.   4.45
   5  3877.   7.27
   6  3877.   7.27
   7  4978.   7.03
   8  4324.   7.03
   9  4324.   4.30
  10 4324.   7.03
  11 4324.   8.96
  12 4764.   7.14
  13  654.   8.27
```

```
  14  654.   5.06
  15  654.   8.27
  16  440.  10.54
  17 3877.  17.55
  18 4764.  16.45

16  0.0
   1  4966.   7.27
   2  4966.   9.27
   3  4966.   7.27
   4  4966.   4.45
   5  4966.   7.27
   6  4966.   7.27
   7  5693.   7.03
   8  4850.   7.03
   9  4850.   4.30
  10 4850.   7.03
  11 4850.   8.96
  12 5290.   7.13
  13  842.   8.27
  14  842.   5.06
  15  842.   8.27
  16  440.  10.54
  17 4966.  16.35
  18 5250.  17.67

17  0.0
   1  4647.   7.27
   2  4647.   9.27
   3  4647.   7.27
   4  4647.   4.45
   5  4647.   7.27
   6  4647.   7.27
   7  5651.   7.03
   8  4754.   7.03
   9  4754.   4.30
  10 4754.   7.03
  11 4754.   8.96
  12 5194.   7.14
  13  898.   8.27
  14  898.   5.06
  15  898.   8.27
  16  440.  10.54
  17 4647.  16.81
  18 5194.  17.32

18  0.0
   1  4621.   7.27
   2  4621.   9.27
   3  4621.   7.27
   4  4621.   4.45
   5  4621.   7.27
   6  4621.   7.27
   7  5630.   7.03
   8  4687.   7.03
   9  4687.   4.30
  10 4687.   7.03
```

```
  11 4687.   8.96
  12 5127.   7.14
  13  942.   8.27
  14  942.   5.06
  15  942.   8.27
  16  440.  10.54
  17 4621.  16.78
  18 5127.  17.41

19  0.0
   1  4337.   7.27
   2  4337.   9.27
   3  4337.   7.27
   4  4337.   4.45
   5  4337.   7.27
   6  4337.   7.27
   7  5485.   7.03
   8  4590.   7.03
   9  4590.   4.30
  10 4590.   7.03
  11 4590.   8.96
  12 5030.   7.14
  13  895.   8.27
  14  895.   5.06
  15  895.   8.27
  16  440.  10.54
  17 4337.  17.16
  18 5030.  17.04

20  0.0
   1  4160.   7.27
   2  4160.   9.27
   3  4160.   7.27
   4  4160.   4.45
   5  4160.   7.27
   6  4160.   7.27
   7  4926.   7.03
   8  4142.   7.03
   9  4142.   4.30
  10 4142.   7.03
  11 4142.   8.96
  12 4582.   7.15
  13  784.   8.27
  14  784.   5.06
  15  784.   8.27
  16  440.  10.54
  17 4160.  16.65
  18 4582.  17.41

21  0.0
   1  3834.   7.27
   2  3834.   9.27
   3  3834.   7.27
   4  3834.   4.45
   5  3834.   7.27
   6  3834.   7.27
   7  4238.   7.03
```

```
  8  3631.    7.03
  9  3631.    4.30
 10  3631.    7.03
 11  3631.    8.96
 12  4071.    7.18
 13   607.    8.27
 14   607.    5.06
 15   607.    8.27
 16   440.   10.54
 17  3834.   16.25
 18  4071.   17.62

22   0.0
  1  3860.    7.27
  2  3860.    9.27
  3  3860.    7.27
  4  3860.    4.45
  5  3860.    7.27
  6  3860.    7.27
  7  3857.    7.03
  8  3364.    7.03
  9  3364.    4.30
 10  3364.    7.03
 11  3364.    8.96
 12  3804.    7.17
 13   493.    8.27
 14   493.    5.06
 15   493.    8.27
 16   440.   10.54
 17  3860.   15.58
 18  3804.   18.19

23   0.0
  1  3225.    7.27
  2  3225.    9.27
  3  3225.    7.27
  4  3225.    4.45
  5  3225.    7.27
  6  3225.    7.27
  7  3730.    7.03
  8  3299.    7.03
  9  3299.    4.30
 10  3299.    7.03
 11  3299.    8.96
 12  3739.    7.18
 13   431.    8.27
 14   431.    5.06
 15   431.    8.27
 16   440.   10.54
 17  3225.   16.89
 18  3225.   16.76

24   0.0
  1  2543.    7.27
  2  2543.    9.27
  3  2543.    7.27
  4  2543.    4.45
```

5	2543.	7.27
6	2543.	7.27
7	3031.	7.03
8	2615.	7.03
9	2615.	4.30
10	2615.	7.03
11	2615.	8.96
12	3055.	7.21
13	415.	8.27
14	415.	5.06
15	415.	8.27
16	440.	10.54
17	2543.	17.23
18	3055.	16.51

JOB: HSS FDR Air Quality Existing/No Jets

RUN: FDR DRIVE BET E 67TH-75TH STS/NO JETS

General Information

Run start date: 1/ 1/ 0 Julian: 1
end date: 12/31/ 0 Julian: 366

A Tier 2 approach was used for input data preparation.

The MODE flag has been set to C for calculating CO averages.

Ambient background concentrations are included in the averages below.

Site & Meteorological Constants

VS = .0 CM/S VD = .0 CM/S Z0 = 175. CM ATIM = 60.

Met. Sfc. Sta. Id & Yr = 72503 2000
Upper Air Sta. Id & Yr = 94703 2000

CAUTION: The input years for the Run and Meteorological data differ. The respective values are: 0 and 2000.

Urban mixing heights were processed.

In 2000, Julian day 1 is a Saturday.

The patterns from the input file have been assigned as follows:

Pattern # 1 is assigned to Monday.
Pattern # 1 is assigned to Tuesday.
Pattern # 1 is assigned to Wednesday.
Pattern # 1 is assigned to Thursday.
Pattern # 1 is assigned to Friday.
Pattern # 1 is assigned to Saturday.
Pattern # 1 is assigned to Sunday.

Link Data Constants - (Variable data in *.LNK file)

LINK DESCRIPTION	LINK COORDINATES (FT) X1	Y1	X2	Y2	LENGTH (FT)	BRG (DEG)	TYPE	H (FT)	W (FT)	NLANES
1. FDR N/B 67th-68th St*	-132.0	-225.0	15.0	-10.0	260.	34.	AG	.0	36.0	
2. FDR N/B 68th-71st St*	15.0	-10.0	438.0	608.0	749.	34.	AG	.0	36.0	
3. FDR N/B 71st-73rd St*	438.0	608.0	773.0	1098.0	594.	34.	AG	.0	36.0	
4. FDR N/B 73rd-75th St*	773.0	1098.0	1056.0	1625.0	598.	28.	AG	.0	36.0	
5. FDR S/B 75th-73rd St*	743.0	1118.0	1026.0	1645.0	598.	28.	AG	.0	36.0	
6. FDR S/B 73rd-71st St*	408.0	628.0	743.0	1118.0	594.	34.	AG	.0	36.0	

JOB: HSS FDR Air Quality Existing/No Jets

RUN: FDR DRIVE BET E 67TH-75TH STS/NO JETS

Link Data Constants - (Variable data in *.LNK file)

	LINK DESCRIPTION	LINK COORDINATES (FT) X1	Y1	X2	Y2	LENGTH (FT)	BRG (DEG)	TYPE	H (FT)	W (FT)	NLANES
7.	FDR S/B 71st-68th St	-15.0	10.0	408.0	628.0	749.	34.	AG	.0	36.0	
8.	FDR S/B 68th-67th St	-162.0	-205.0	-15.0	10.0	260.	34.	AG	.0	36.0	
9.	FDR Service Rd 73-71	385.0	644.0	720.0	1134.0	594.	34.	AG	.0	32.0	
10.	FDR Service Rd 68-71	-38.0	26.0	385.0	644.0	749.	34.	AG	.0	32.0	

Receptor Data

	RECEPTOR	COORDINATES (FT) X	Y	Z
1.	RECEPTOR 1	34.0	-23.0	6.0
2.	RECEPTOR 2	48.0	-4.0	6.0
3.	RECEPTOR 3	62.0	17.0	6.0
4.	RECEPTOR 4	75.0	37.0	6.0
5.	RECEPTOR 5	89.0	57.0	6.0
6.	RECEPTOR 6	103.0	77.0	6.0
7.	RECEPTOR 7	117.0	97.0	6.0
8.	RECEPTOR 8	130.0	117.0	6.0
9.	RECEPTOR 9	144.0	137.0	6.0
10.	RECEPTOR 10	158.0	158.0	6.0
11.	RECEPTOR 11	172.0	178.0	6.0
12.	RECEPTOR 12	186.0	198.0	6.0
13.	RECEPTOR 13	199.0	218.0	6.0
14.	RECEPTOR 14	213.0	238.0	6.0
15.	RECEPTOR 15	227.0	258.0	6.0
16.	RECEPTOR 16	241.0	278.0	6.0
17.	RECEPTOR 17	255.0	299.0	6.0
18.	RECEPTOR 18	268.0	319.0	6.0
19.	RECEPTOR 19	282.0	339.0	6.0
20.	RECEPTOR 20	296.0	359.0	6.0
21.	RECEPTOR 21	310.0	379.0	6.0
22.	RECEPTOR 22	323.0	399.0	6.0
23.	RECEPTOR 23	337.0	419.0	6.0
24.	RECEPTOR 24	351.0	440.0	6.0
25.	RECEPTOR 25	365.0	460.0	6.0
26.	RECEPTOR 26	379.0	480.0	6.0
27.	RECEPTOR 27	392.0	500.0	6.0
28.	RECEPTOR 28	406.0	520.0	6.0
29.	RECEPTOR 29	420.0	540.0	6.0
30.	RECEPTOR 30	434.0	561.0	6.0

JOB: HSS FDR Air Quality Existing/No Jets

RUN: FDR DRIVE BET E 67TH-75TH STS/NO JETS

Receptor Data

	RECEPTOR	COORDINATES (FT) X	Y	Z
31.	RECEPTOR 31	447.0	581.0	6.0
32.	RECEPTOR 32	461.0	601.0	6.0
33.	RECEPTOR 33	475.0	621.0	6.0
34.	RECEPTOR 34	489.0	641.0	6.0
35.	RECEPTOR 35	503.0	661.0	6.0
36.	RECEPTOR 36	516.0	681.0	6.0
37.	RECEPTOR 37	530.0	702.0	6.0
38.	RECEPTOR 38	544.0	722.0	6.0
39.	RECEPTOR 39	558.0	742.0	6.0
40.	RECEPTOR 40	571.0	762.0	6.0
41.	RECEPTOR 41	585.0	782.0	6.0
42.	RECEPTOR 42	599.0	802.0	6.0
43.	RECEPTOR 43	613.0	822.0	6.0
44.	RECEPTOR 44	627.0	843.0	6.0
45.	RECEPTOR 45	640.0	863.0	6.0
46.	RECEPTOR 46	654.0	883.0	6.0
47.	RECEPTOR 47	668.0	903.0	6.0
48.	RECEPTOR 48	682.0	923.0	6.0
49.	RECEPTOR 49	696.0	943.0	6.0
50.	RECEPTOR 50	709.0	964.0	6.0
51.	RECEPTOR 51	723.0	984.0	6.0
52.	RECEPTOR 52	737.0	1004.0	6.0
53.	RECEPTOR 53	751.0	1024.0	6.0
54.	RECEPTOR 54	764.0	1044.0	6.0
55.	RECEPTOR 55	778.0	1064.0	6.0
56.	RECEPTOR 56	792.0	1084.0	6.0
57.	RECEPTOR 57	20.0	-44.0	6.0
58.	RECEPTOR 58	6.0	-64.0	6.0
59.	RECEPTOR 59	-7.0	-84.0	6.0
60.	RECEPTOR 60	-21.0	-104.0	6.0

JOB: HSS FDR Air Quality Existing/No Jets

RUN: FDR DRIVE BET E 67TH-75TH STS/NO JETS

Model Results

Remarks : In search of the wind direction corresponding
to the maximum concentration, only the first
direction, of the directions with the same maximum
concentrations, is indicated as the maximum.

* MAXIMUM HOURLY CONCENTRATIONS WITH ANY AMBIENT BACKGROUND CONCENTRATIONS (BKG) ADDED
* (PPM)

	REC1	REC2	REC3	REC4	REC5	REC6	REC7	REC8	REC9	REC10
MAX+BKG	4.0	3.9	3.9	3.9	3.9	3.9	3.8	3.9	3.8	3.8
- BKG	.0	.0	.0	.0	.0	.0	.0	.0	.0	.0
MAX	4.0	3.9	3.9	3.9	3.9	3.9	3.8	3.9	3.8	3.8
WIND DIR	23	23	23	23	23	23	23	23	23	23
JULIAN	72	72	72	72	72	72	72	72	72	72
HOUR	8	8	8	8	8	8	8	8	8	8

	REC11	REC12	REC13	REC14	REC15	REC16	REC17	REC18	REC19	REC20
MAX+BKG	3.8	3.8	3.8	3.7	3.7	3.7	3.8	3.8	3.7	3.8
- BKG	.0	.0	.0	.0	.0	.0	.0	.0	.0	.0
MAX	3.8	3.8	3.8	3.7	3.7	3.7	3.8	3.8	3.7	3.8
WIND DIR	23	23	23	23	23	231	231	231	231	231
JULIAN	72	72	72	72	72	30	30	30	30	30
HOUR	8	8	8	8	8	18	18	18	18	18

	REC21	REC22	REC23	REC24	REC25	REC26	REC27	REC28	REC29	REC30
MAX+BKG	3.8	3.8	3.8	3.8	3.8	3.7	3.8	3.8	3.9	3.9
- BKG	.0	.0	.0	.0	.0	.0	.0	.0	.0	.0
MAX	3.8	3.8	3.8	3.8	3.8	3.7	3.8	3.8	3.9	3.9
WIND DIR	231	231	231	231	231	231	231	231	231	231
JULIAN	30	30	30	30	30	30	30	30	30	30
HOUR	18	18	18	18	18	18	18	18	18	18

	REC31	REC32	REC33	REC34	REC35	REC36	REC37	REC38	REC39	REC40
MAX+BKG	3.9	3.8	3.6	3.2	3.2	2.8	2.8	2.8	2.6	2.6
- BKG	.0	.0	.0	.0	.0	.0	.0	.0	.0	.0
MAX	3.9	3.8	3.6	3.2	3.2	2.8	2.8	2.8	2.6	2.6
WIND DIR	231	231	231	231	231	231	231	231	231	231
JULIAN	30	30	30	30	30	30	30	30	30	30
HOUR	18	18	18	18	18	18	18	18	18	18

JOB: HSS FDR Air Quality Existing/No Jets

RUN: FDR DRIVE BET E 67TH-75TH STS/NO JETS

* MAXIMUM HOURLY CONCENTRATIONS WITH ANY AMBIENT BACKGROUND CONCENTRATIONS (BKG) ADDED
(PPM)

	REC41	REC42	REC43	REC44	REC45	REC46	REC47	REC48	REC49	REC50
MAX+BKG	2.6	2.4	2.4	2.4	2.4	2.4	2.4	2.3	2.3	2.3
- BKG	.0	.0	.0	.0	.0	.0	.0	.0	.0	.0
MAX	2.6	2.4	2.4	2.4	2.4	2.4	2.4	2.3	2.3	2.3
WIND DIR	231	231	231	231	231	231	231	231	231	231
JULIAN	30	30	30	30	30	30	30	30	30	30
HOUR	18	18	18	18	18	18	18	18	18	18

	REC51	REC52	REC53	REC54	REC55	REC56	REC57	REC58	REC59	REC60
MAX+BKG	2.3	2.3	2.3	2.2	2.2	2.2	3.8	3.7	3.2	3.2
- BKG	.0	.0	.0	.0	.0	.0	.0	.0	.0	.0
MAX	2.3	2.3	2.3	2.2	2.2	2.2	3.8	3.7	3.2	3.2
WIND DIR	231	231	231	231	231	231	23	23	23	23
JULIAN	30	30	30	30	30	30	72	72	72	72
HOUR	18	18	18	18	18	18	8	8	8	8

THE HIGHEST CONCENTRATION OF 4.00 PPM OCCURRED AT RECEPTOR REC1 .

JOB: HSS FDR Air Quality Existing/No Jets

RUN: FDR DRIVE BET E 67TH-75TH STS/NO JETS

==========
Output Section
==========

NOTES PERTAINING TO THE REPORT

1. THE HIGHEST AVERAGE IN EACH OF THE FIRST TWO COLUMNS OF EACH TABLE BELOW ARE SUFFIXED BY AN ASTERISK (*). FOR PM OUTPUT, THERE IS ONLY ONE COLUMN AND ASTERISK FOR THE ANNUAL AVERAGE/PERIOD OF CONCERN TABLE.

2. THE NUMBERS IN PARENTHESES ARE THE JULIAN DAY AND ENDING HOUR FOR THE PRECEDING AVERAGE.

3. THE NUMBER OF CALM HOURS USED IN PRODUCING EACH AVERAGE ARE PREFIXED BY A C.

PRIMARY AVERAGES.

MAXIMUM 8-HOUR RUNNING NONOVERLAPPING AVERAGE CONCENTRATIONS
IN PARTS PER MILLION (PPM),
INCLUDING AMBIENT BACKGROUND CONCENTRATIONS.

Receptor Number	Highest Conc	Highest Ending Day Hr	Highest Calm	Second highest Conc	Second highest Ending Day Hr	Second highest Calm
1	1.76	(84,14)	C 1	1.72	(313,18)	C 2
2	1.87	(313,18)	C 2	1.80	(84,14)	C 1
3	2.12	(313,19)	C 2	1.83	(84,14)	C 1
4	2.25	(313,19)	C 2	1.86	(84,14)	C 1
5	2.32	(313,19)	C 2	1.84	(84,14)	C 1
6	2.32	(313,19)	C 2	1.83	(253,14)	C 2
7	2.38	(313,19)	C 2	1.85	(253,14)	C 2
8	2.38	(313,19)	C 2	1.88	(253,13)	C 2
9	2.43	(313,19)	C 2	1.90	(253,14)	C 2
10	2.43	(313,19)	C 2	1.92	(253,13)	C 2
11	2.47	(313,19)	C 2	1.90	(253,13)	C 2
12	2.45	(313,19)	C 2	1.93	(324,21)	C 0
13	2.45	(313,19)	C 2	1.95	(324,21)	C 0
14	2.43	(313,19)	C 2	1.95	(324,21)	C 0
15	2.40	(313,19)	C 2	1.95	(324,21)	C 0
16	2.40	(313,19)	C 2	1.93	(324,21)	C 0
17	2.42	(313,19)	C 2	1.96	(324,21)	C 0
18	2.47	(313,19)	C 2	1.96	(324,21)	C 0
19	2.42	(313,19)	C 2	1.98	(324,21)	C 0
20	2.40	(313,19)	C 2	1.98	(324,21)	C 0
21	2.40	(313,19)	C 2	1.99	(324,21)	C 0
22	2.45	(313,19)	C 2	2.00	(253,13)	C 2
23	2.47	(313,19)	C 2	1.99	(324,21)	C 0
24	2.48*	(313,19)	C 2	2.00	(324,21)	C 0

JOB: HSS FDR Air Quality Existing/No Jets RUN: FDR DRIVE BET E 67TH-75TH STS/NO JETS

MAXIMUM 8-HOUR RUNNING NONOVERLAPPING AVERAGE CONCENTRATIONS
IN PARTS PER MILLION (PPM),
INCLUDING AMBIENT BACKGROUND CONCENTRATIONS.

Receptor Number	Highest Conc	Highest Ending Day Hr	Highest Calm	Second highest Conc	Second highest Ending Day Hr	Second highest Calm
25	2.43	(313,19)	C 2	2.00	(324,21)	C 0
26	2.40	(313,19)	C 2	2.00	(324,21)	C 0
27	2.38	(313,19)	C 2	2.03	(324,21)	C 0
28	2.35	(313,19)	C 2	2.01	(324,21)	C 0
29	2.35	(313,19)	C 2	2.01	(324,21)	C 0
30	2.27	(313,19)	C 2	2.03	(324,21)	C 0
31	2.23	(313,19)	C 2	2.04*	(324,21)	C 0
32	2.05	(313,19)	C 2	1.78	(324,21)	C 0
33	1.85	(313,19)	C 2	1.59	(324,21)	C 0
34	1.68	(313,19)	C 2	1.41	(324,21)	C 0
35	1.55	(313,19)	C 2	1.34	(324,21)	C 0
36	1.48	(313,19)	C 2	1.32	(2, 2)	C 2
37	1.45	(313,19)	C 2	1.26	(324,21)	C 0
38	1.40	(313,19)	C 2	1.20	(2, 2)	C 2
39	1.37	(313,19)	C 2	1.19	(324,21)	C 0
40	1.38	(313,19)	C 2	1.17	(324,21)	C 0
41	1.38	(313,19)	C 2	1.16	(324,21)	C 0
42	1.37	(313,19)	C 2	1.14	(324,21)	C 0
43	1.32	(313,19)	C 2	1.12	(324,21)	C 0
44	1.28	(313,19)	C 2	1.13	(324,21)	C 0
45	1.35	(313,19)	C 2	1.12	(324,21)	C 0
46	1.33	(313,19)	C 2	1.11	(324,21)	C 0
47	1.35	(313,19)	C 2	1.10	(324,21)	C 0
48	1.33	(313,19)	C 2	1.09	(324,21)	C 0
49	1.32	(313,19)	C 2	1.09	(324,21)	C 0
50	1.33	(313,19)	C 2	1.14	(324,21)	C 0
51	1.37	(313,19)	C 2	1.14	(324,21)	C 0
52	1.33	(313,19)	C 2	1.11	(324,21)	C 0
53	1.37	(313,19)	C 2	1.10	(324,21)	C 0
54	1.38	(313,19)	C 2	1.14	(324,21)	C 0
55	1.38	(313,19)	C 2	1.09	(324,21)	C 0
56	1.30	(313,19)	C 2	1.07	(324,21)	C 0
57	1.57	(313,18)	C 2	1.53	(30, 1)	C 1
58	1.48	(313,19)	C 2	1.40	(84,14)	C 1
59	1.42	(313,19)	C 2	1.33	(30, 1)	C 1
60	1.35	(313,19)	C 2	1.24	(84,14)	C 1

FIVE HIGHEST 1-HOUR END-TO-END AVERAGE CONCENTRATIONS IN PARTS PER MILLION
INCLUDING AMBIENT BACKGROUND CONCENTRATIONS.

Rcptr No.	Highest Conc	Highest Ending Day Hr	Highest Calm	Second Highest Conc	Second Highest Ending Day Hr	Second Highest Calm	Third Highest Conc	Third Highest Ending Day Hr	Third Highest Calm	Fourth Highest Conc	Fourth Highest Ending Day Hr	Fourth Highest Calm	Fifth Highest Conc	Fifth Highest Ending Day Hr	Fifth Highest Calm
1	4.00*	(72, 8)	C 0	3.70	(339,17)	C 0	3.50	(84, 7)	C 0	3.50	(309, 7)	C 0	3.30	(308,16)	C 0

JOB: HSS FDR Air Quality Existing/No Jets

RUN: FDR DRIVE BET E 67TH-75TH STS/NO JETS

FIVE HIGHEST 1-HOUR END-TO-END AVERAGE CONCENTRATIONS IN PARTS PER MILLION
INCLUDING AMBIENT BACKGROUND CONCENTRATIONS.

Rcptr	Highest Ending			Second Highest Ending			Third Highest Ending			Fourth Highest Ending			Fifth Highest Ending		
No.	Conc	Day Hr	Calm	Conc	Day Hr	Calm	Conc	Day Hr	Calm	Conc	Day Hr	Calm	Conc	Day Hr	Calm
2	3.90	(72, 8)	C 0	3.70	(339,17)	C 0	3.50	(84, 7)	C 0	3.50	(309, 7)	C 0	3.20	(308,16)	C 0
3	3.90	(72, 8)	C 0	3.70	(339,17)	C 0	3.50	(84, 7)	C 0	3.50	(309, 7)	C 0	3.20	(308,16)	C 0
4	3.90	(72, 8)	C 0	3.80	(339,17)	C 0	3.50	(84, 7)	C 0	3.50	(309, 7)	C 0	3.30	(181,22)	C 0
5	3.90	(72, 8)	C 0	3.70	(339,17)	C 0	3.50	(84, 7)	C 0	3.50	(309, 7)	C 0	3.30	(181,22)	C 0
6	3.90	(72, 8)	C 0	3.70	(339,17)	C 0	3.50	(84, 7)	C 0	3.50	(309, 7)	C 0	3.20	(181,22)	C 0
7	3.80	(72, 8)	C 0	3.50	(84, 7)	C 0	3.50	(309, 7)	C 0	3.50	(339,17)	C 0	3.20	(308,16)	C 0
8	3.90	(72, 8)	C 0	3.60	(339,17)	C 0	3.50	(84, 7)	C 0	3.50	(309, 7)	C 0	3.20	(30,18)	C 0
9	3.80	(72, 8)	C 0	3.60	(84, 7)	C 0	3.60	(309, 7)	C 0	3.50	(339,17)	C 0	3.20	(30,18)	C 0
10	3.80	(72, 8)	C 0	3.60	(84, 7)	C 0	3.60	(309, 7)	C 0	3.40	(339,17)	C 0	3.30	(30,18)	C 0
11	3.80	(72, 8)	C 0	3.60	(84, 7)	C 0	3.60	(309, 7)	C 0	3.50	(339,17)	C 0	3.40	(30,18)	C 0
12	3.80	(72, 8)	C 0	3.50	(339,17)	C 0	3.40	(30,18)	C 0	3.40	(84, 7)	C 0	3.40	(309, 7)	C 0
13	3.80	(72, 8)	C 0	3.60	(30,18)	C 0	3.50	(84, 7)	C 0	3.50	(309, 7)	C 0	3.50	(339,17)	C 0
14	3.70	(72, 8)	C 0	3.60	(30,18)	C 0	3.50	(339,17)	C 0	3.40	(84, 7)	C 0	3.40	(309, 7)	C 0
15	3.70	(72, 8)	C 0	3.60	(30,18)	C 0	3.50	(339,17)	C 0	3.40	(84, 7)	C 0	3.40	(309, 7)	C 0
16	3.70	(30,18)	C 0	3.70	(72, 8)	C 0	3.40	(339,17)	C 0	3.40	(84, 7)	C 0	3.40	(309, 7)	C 0
17	3.80	(30,18)	C 0	3.60	(72, 8)	C 0	3.30	(84, 7)	C 0	3.30	(309, 7)	C 0	3.30	(339,17)	C 0
18	3.80	(30,18)	C 0	3.60	(72, 8)	C 0	3.40	(339,17)	C 0	3.40	(84, 7)	C 0	3.40	(309, 7)	C 0
19	3.70	(30,18)	C 0	3.60	(72, 8)	C 0	3.30	(84, 7)	C 0	3.30	(288, 7)	C 0	3.30	(309, 7)	C 0
20	3.80	(30,18)	C 0	3.50	(72, 8)	C 0	3.30	(288, 7)	C 0	3.10	(84, 7)	C 0	3.10	(309, 7)	C 0
21	3.80	(30,18)	C 0	3.60	(72, 8)	C 0	3.30	(288, 7)	C 0	3.30	(339,17)	C 0	3.10	(84, 7)	C 0
22	3.80	(30,18)	C 0	3.50	(72, 8)	C 0	3.30	(288, 7)	C 0	3.20	(339,17)	C 0	3.10	(84, 7)	C 0
23	3.80	(30,18)	C 0	3.50	(72, 8)	C 0	3.30	(288, 7)	C 0	3.20	(84, 7)	C 0	3.20	(309, 7)	C 0
24	3.80	(30,18)	C 0	3.50	(72, 8)	C 0	3.30	(288, 7)	C 0	3.10	(84, 7)	C 0	3.10	(309, 7)	C 0
25	3.80	(30,18)	C 0	3.30	(72, 8)	C 0	3.30	(288, 7)	C 0	3.10	(84, 7)	C 0	3.10	(309, 7)	C 0
26	3.70	(30,18)	C 0	3.30	(288, 7)	C 0	3.10	(72, 8)	C 0	3.00	(284,20)	C 0	2.90	(84, 7)	C 0
27	3.80	(30,18)	C 0	3.40	(288, 7)	C 0	3.10	(72, 8)	C 0	3.00	(67,22)	C 0	3.00	(284,20)	C 0
28	3.80	(30,18)	C 0	3.40	(288, 7)	C 0	3.00	(284,20)	C 0	3.00	(67,22)	C 0	2.90	(118,22)	C 0
29	3.90	(30,18)	C 0	3.40	(288, 7)	C 0	3.00	(284,20)	C 0	3.00	(67,22)	C 0	2.90	(118,22)	C 0
30	3.90	(30,18)	C 0	3.40	(288, 7)	C 0	3.10	(67,22)	C 0	3.10	(118,22)	C 0	3.00	(284,20)	C 0
31	3.90	(30,18)	C 0	3.40	(288, 7)	C 0	3.10	(67,22)	C 0	3.10	(118,22)	C 0	3.00	(201,18)	C 0
32	3.80	(30,18)	C 0	3.30	(288, 7)	C 0	3.00	(67,22)	C 0	3.00	(118,22)	C 0	2.90	(284,20)	C 0
33	3.60	(30,18)	C 0	3.10	(288, 7)	C 0	2.90	(67,22)	C 0	2.80	(118,22)	C 0	2.50	(201,18)	C 0
34	3.20	(30,18)	C 0	3.00	(288, 7)	C 0	2.60	(67,22)	C 0	2.60	(118,22)	C 0	2.40	(201,18)	C 0
35	3.20	(30,18)	C 0	2.80	(288, 7)	C 0	2.50	(67,22)	C 0	2.50	(118,22)	C 0	2.20	(1, 7)	C 0
36	2.80	(30,18)	C 0	2.80	(288, 7)	C 0	2.50	(67,22)	C 0	2.50	(118,22)	C 0	2.20	(72, 8)	C 0
37	2.80	(30,18)	C 0	2.70	(288, 7)	C 0	2.40	(118,22)	C 0	2.30	(67,22)	C 0	2.20	(72, 8)	C 0
38	2.80	(30,18)	C 0	2.60	(288, 7)	C 0	2.30	(118,22)	C 0	2.20	(67,22)	C 0	2.20	(72, 8)	C 0
39	2.60	(30,18)	C 0	2.50	(288, 7)	C 0	2.20	(118,22)	C 0	2.20	(67,22)	C 0	2.10	(72, 8)	C 0
40	2.60	(30,18)	C 0	2.50	(288, 7)	C 0	2.20	(67,22)	C 0	2.20	(118,22)	C 0	2.10	(72, 8)	C 0
41	2.60	(30,18)	C 0	2.40	(288, 7)	C 0	2.10	(72, 8)	C 0	2.00	(67,22)	C 0	2.00	(118,22)	C 0
42	2.40	(30,18)	C 0	2.30	(288, 7)	C 0	2.10	(67,22)	C 0	2.00	(72, 8)	C 0	2.00	(118,22)	C 0

JOB: HSS FDR Air Quality Existing/No Jets

RUN: FDR DRIVE BET E 67TH-75TH STS/NO JETS

FIVE HIGHEST 1-HOUR END-TO-END AVERAGE CONCENTRATIONS IN PARTS PER MILLION
INCLUDING AMBIENT BACKGROUND CONCENTRATIONS.

Rcptr	Highest			Second Highest			Third Highest			Fourth Highest			Fifth Highest		
No.	Conc	Ending Day Hr	Calm	Conc	Ending Day Hr	Calm	Conc	Ending Day Hr	Calm	Conc	Ending Day Hr	Calm	Conc	Ending Day Hr	Calm
43	2.40	(30,18)	C 0	2.30	(288, 7)	C 0	2.10	(72, 8)	C 0	2.00	(118,22)	C 0	2.00	(67,22)	C 0
44	2.40	(30,18)	C 0	2.20	(288, 7)	C 0	2.10	(72, 8)	C 0	1.90	(339,17)	C 0	1.90	(67,22)	C 0
45	2.40	(30,18)	C 0	2.10	(72, 8)	C 0	2.10	(288, 7)	C 0	2.00	(84, 7)	C 0	2.00	(309, 7)	C 0
46	2.40	(30,18)	C 0	2.10	(288, 7)	C 0	2.00	(72, 8)	C 0	1.90	(84, 7)	C 0	1.90	(309, 7)	C 0
47	2.40	(30,18)	C 0	2.10	(72, 8)	C 0	2.10	(288, 7)	C 0	1.90	(84, 7)	C 0	1.90	(309, 7)	C 0
48	2.30	(30,18)	C 0	2.00	(72, 8)	C 0	1.90	(84, 7)	C 0	1.90	(288, 7)	C 0	1.90	(309, 7)	C 0
49	2.30	(30,18)	C 0	2.10	(72, 8)	C 0	1.90	(84, 7)	C 0	1.90	(288, 7)	C 0	1.90	(309, 7)	C 0
50	2.30	(30,18)	C 0	2.10	(288, 7)	C 0	2.10	(72, 8)	C 0	1.90	(84, 7)	C 0	1.90	(309, 7)	C 0
51	2.30	(30,18)	C 0	2.10	(288, 7)	C 0	2.00	(72, 8)	C 0	1.90	(67,22)	C 0	1.90	(84, 7)	C 0
52	2.30	(30,18)	C 0	2.10	(288, 7)	C 0	2.10	(72, 8)	C 0	1.90	(67,22)	C 0	1.90	(84, 7)	C 0
53	2.30	(30,18)	C 0	2.00	(288, 7)	C 0	1.90	(67,22)	C 0	1.90	(118,22)	C 0	1.90	(72, 8)	C 0
54	2.20	(30,18)	C 0	2.10	(288, 7)	C 0	2.00	(72, 8)	C 0	1.90	(67,22)	C 0	1.90	(118,22)	C 0
55	2.20	(30,18)	C 0	2.10	(288, 7)	C 0	1.90	(118,22)	C 0	1.80	(72, 8)	C 0	1.70	(67,22)	C 0
56	2.20	(30,18)	C 0	2.10	(288, 7)	C 0	1.80	(118,22)	C 0	1.70	(67,22)	C 0	1.70	(84, 7)	C 0
57	3.80	(72, 8)	C 0	3.50	(339,17)	C 0	3.30	(84, 7)	C 0	3.30	(309, 7)	C 0	3.10	(308,16)	C 0
58	3.70	(72, 8)	C 0	3.40	(339,17)	C 0	3.10	(84, 7)	C 0	3.10	(309, 7)	C 0	2.90	(308,16)	C 0
59	3.20	(72, 8)	C 0	3.10	(339,17)	C 0	2.80	(84, 7)	C 0	2.80	(309, 7)	C 0	2.60	(181,22)	C 0
60	3.20	(72, 8)	C 0	3.10	(339,17)	C 0	2.70	(84, 7)	C 0	2.70	(309, 7)	C 0	2.50	(181,22)	C 0

MAXIMUM 8-HOUR AVERAGED LINK CONTRIBUTIONS
IN PARTS PER MILLION (PPM)
INCLUDING AMBIENT BACKGROUND CONCENTRATIONS.

Rcptr No.	Total Conc	Ending Day Hr	Ambient Backgnd	Total Link	Link +1	Link +2	Link +3	Link +4	Link +5	Link +6	Link +7	Link +8	Link +9	Link +10
1	1.76	(84,14)	.00	1.76	.09	1.00	.00	.00	.00	.00	.57	.06	.00	.04
2	1.87	(313,18)	.00	1.87	.23	.98	.00	.00	.00	.00	.38	.23	.00	.03
3	2.12	(313,19)	.00	2.12	.17	1.27	.00	.00	.00	.00	.40	.25	.00	.03
4	2.25	(313,19)	.00	2.25	.08	1.42	.00	.00	.00	.00	.53	.18	.00	.03
5	2.32	(313,19)	.00	2.32	.05	1.47	.00	.00	.00	.00	.63	.13	.00	.03
6	2.32	(313,19)	.00	2.32	.03	1.48	.00	.00	.00	.00	.68	.08	.00	.03
7	2.38	(313,19)	.00	2.38	.02	1.50	.00	.00	.00	.00	.75	.07	.00	.05
8	2.38	(313,19)	.00	2.38	.02	1.52	.00	.00	.00	.00	.75	.03	.00	.07
9	2.43	(313,19)	.00	2.43	.00	1.52	.00	.00	.00	.00	.80	.03	.00	.08
10	2.43	(313,19)	.00	2.43	.00	1.53	.00	.00	.00	.00	.80	.02	.00	.08
11	2.47	(313,19)	.00	2.47	.00	1.53	.00	.00	.00	.00	.82	.02	.00	.10
12	2.45	(313,19)	.00	2.45	.00	1.52	.00	.00	.00	.00	.82	.02	.00	.10
13	2.45	(313,19)	.00	2.45	.00	1.53	.00	.00	.00	.00	.82	.00	.00	.10
14	2.43	(313,19)	.00	2.43	.00	1.53	.00	.00	.00	.00	.82	.00	.00	.08
15	2.40	(313,19)	.00	2.40	.00	1.52	.00	.00	.00	.00	.80	.00	.00	.08

JOB: HSS FDR Air Quality Existing/No Jets

RUN: FDR DRIVE BET E 67TH-75TH STS/NO JETS

LINK CONTRIBUTION TABLES

MAXIMUM 8-HOUR AVERAGED LINK CONTRIBUTIONS
IN PARTS PER MILLION (PPM)
INCLUDING AMBIENT BACKGROUND CONCENTRATIONS.

Rcptr No.	Total Conc	Ending Day Hr	Ambient Backgnd	Total Link	Link +1	Link +2	Link +3	Link +4	Link +5	Link +6	Link +7	Link +8	Link +9	Link +10
16	2.40	(313,19)	.00	2.40	.00	1.52	.00	.00	.00	.00	.80	.00	.00	.08
17	2.42	(313,19)	.00	2.42	.00	1.52	.00	.00	.00	.00	.82	.00	.00	.08
18	2.47	(313,19)	.00	2.47	.00	1.55	.00	.00	.00	.02	.82	.00	.00	.08
19	2.42	(313,19)	.00	2.42	.00	1.52	.00	.00	.00	.02	.80	.00	.00	.08
20	2.40	(313,19)	.00	2.40	.00	1.50	.00	.00	.00	.02	.80	.00	.00	.08
21	2.40	(313,19)	.00	2.40	.00	1.50	.00	.00	.00	.02	.80	.00	.00	.08
22	2.45	(313,19)	.00	2.45	.00	1.50	.02	.00	.00	.03	.82	.00	.00	.08
23	2.47	(313,19)	.00	2.47	.00	1.50	.03	.00	.00	.03	.82	.00	.00	.08
24	2.48	(313,19)	.00	2.48	.00	1.53	.03	.00	.00	.03	.80	.00	.00	.08
25	2.43	(313,19)	.00	2.43	.00	1.48	.03	.00	.00	.05	.78	.00	.00	.08
26	2.40	(313,19)	.00	2.40	.00	1.47	.03	.00	.00	.05	.77	.00	.00	.08
27	2.38	(313,19)	.00	2.38	.00	1.48	.03	.00	.00	.05	.75	.00	.00	.07
28	2.35	(313,19)	.00	2.35	.00	1.43	.05	.00	.00	.07	.72	.00	.02	.07
29	2.35	(313,19)	.00	2.35	.00	1.40	.08	.00	.00	.10	.68	.00	.02	.07
30	2.27	(313,19)	.00	2.27	.00	1.33	.10	.00	.00	.12	.63	.00	.02	.07
31	2.23	(313,19)	.00	2.23	.00	1.23	.18	.00	.00	.15	.58	.00	.02	.07
32	2.05	(313,19)	.00	2.05	.00	.93	.32	.00	.00	.15	.57	.00	.02	.07
33	1.85	(313,19)	.00	1.85	.00	.52	.55	.00	.00	.17	.53	.00	.02	.07
34	1.68	(313,19)	.00	1.68	.00	.27	.70	.00	.00	.23	.42	.00	.02	.05
35	1.55	(313,19)	.00	1.55	.00	.17	.75	.00	.00	.28	.28	.00	.02	.05
36	1.48	(313,19)	.00	1.48	.00	.10	.78	.00	.00	.35	.22	.00	.02	.02
37	1.45	(313,19)	.00	1.45	.00	.07	.80	.00	.00	.38	.17	.00	.03	.00
38	1.40	(313,19)	.00	1.40	.00	.05	.80	.00	.00	.40	.10	.00	.05	.00
39	1.37	(313,19)	.00	1.37	.00	.03	.80	.00	.02	.40	.07	.00	.05	.00
40	1.38	(313,19)	.00	1.38	.00	.02	.80	.00	.02	.42	.07	.00	.07	.00
41	1.38	(313,19)	.00	1.38	.00	.02	.80	.00	.02	.42	.05	.00	.08	.00
42	1.37	(313,19)	.00	1.37	.00	.02	.80	.00	.02	.42	.03	.00	.08	.00
43	1.32	(313,19)	.00	1.32	.00	.02	.77	.00	.02	.40	.03	.00	.08	.00
44	1.28	(313,19)	.00	1.28	.00	.00	.77	.00	.02	.40	.02	.00	.08	.00
45	1.35	(313,19)	.00	1.35	.00	.00	.80	.02	.03	.40	.02	.00	.08	.00
46	1.33	(313,19)	.00	1.33	.00	.00	.78	.02	.03	.40	.02	.00	.08	.00
47	1.35	(313,19)	.00	1.35	.00	.00	.78	.03	.03	.40	.02	.00	.08	.00
48	1.33	(313,19)	.00	1.33	.00	.00	.77	.03	.05	.38	.02	.00	.08	.00
49	1.32	(313,19)	.00	1.32	.00	.00	.77	.03	.05	.38	.00	.00	.08	.00
50	1.33	(313,19)	.00	1.33	.00	.00	.80	.03	.05	.38	.00	.00	.07	.00
51	1.37	(313,19)	.00	1.37	.00	.00	.80	.05	.07	.38	.00	.00	.07	.00
52	1.33	(313,19)	.00	1.33	.00	.00	.78	.05	.07	.37	.00	.00	.07	.00
53	1.37	(313,19)	.00	1.37	.00	.00	.75	.08	.10	.37	.00	.00	.07	.00
54	1.38	(313,19)	.00	1.38	.00	.00	.75	.10	.12	.35	.00	.00	.07	.00

JOB: HSS FDR Air Quality Existing/No Jets

RUN: FDR DRIVE BET E 67TH-75TH STS/NO JETS

LINK CONTRIBUTION TABLES

MAXIMUM 8-HOUR AVERAGED LINK CONTRIBUTIONS
IN PARTS PER MILLION (PPM)
INCLUDING AMBIENT BACKGROUND CONCENTRATIONS.

Rcptr No.	Total Conc	Ending Day Hr	Ambient Backgnd	Total Link	Link +1	Link +2	Link +3	Link +4	Link +5	Link +6	Link +7	Link +8	Link +9	Link +10
55	1.38	(313,19)	.00	1.38	.00	.00	.68	.15	.15	.33	.00	.00	.07	.00
56	1.30	(313,19)	.00	1.30	.00	.00	.53	.23	.17	.30	.00	.00	.07	.00
57	1.57	(313,18)	.00	1.57	.55	.38	.00	.00	.00	.00	.33	.28	.00	.02
58	1.48	(313,19)	.00	1.48	.72	.18	.00	.00	.00	.00	.20	.37	.00	.02
59	1.42	(313,19)	.00	1.42	.73	.13	.00	.00	.00	.00	.17	.37	.00	.02
60	1.35	(313,19)	.00	1.35	.75	.08	.00	.00	.00	.00	.12	.38	.00	.02

SECOND HIGHEST 8-HOUR AVERAGED LINK CONTRIBUTIONS
IN PARTS PER MILLION (PPM)
INCLUDING AMBIENT BACKGROUND CONCENTRATIONS.

Rcptr No.	Total Conc	Ending Day Hr	Ambient Backgnd	Total Link	Link +1	Link +2	Link +3	Link +4	Link +5	Link +6	Link +7	Link +8	Link +9	Link +10
1	1.72	(313,18)	.00	1.72	.40	.65	.00	.00	.00	.00	.38	.25	.00	.03
2	1.80	(84,14)	.00	1.80	.01	1.13	.00	.00	.00	.01	.59	.01	.00	.04
3	1.83	(84,14)	.00	1.83	.00	1.14	.00	.00	.00	.01	.61	.01	.00	.04
4	1.86	(84,14)	.00	1.86	.00	1.16	.00	.00	.00	.01	.63	.00	.00	.06
5	1.84	(84,14)	.00	1.84	.00	1.14	.00	.00	.00	.01	.63	.00	.00	.06
6	1.83	(253,14)	.00	1.83	.03	1.12	.00	.00	.00	.00	.58	.05	.00	.05
7	1.85	(253,14)	.00	1.85	.03	1.13	.00	.00	.00	.00	.60	.03	.00	.05
8	1.88	(253,13)	.00	1.88	.05	1.15	.00	.00	.00	.00	.58	.05	.00	.05
9	1.90	(253,14)	.00	1.90	.03	1.15	.00	.00	.00	.00	.63	.03	.00	.05
10	1.92	(253,13)	.00	1.92	.02	1.18	.00	.00	.00	.00	.62	.05	.00	.05
11	1.90	(253,13)	.00	1.90	.02	1.18	.00	.00	.00	.00	.62	.03	.00	.05
12	1.93	(324,21)	.00	1.92	.03	1.21	.00	.00	.00	.00	.61	.04	.00	.04
13	1.95	(324,21)	.00	1.95	.01	1.23	.00	.00	.00	.00	.63	.04	.00	.05
14	1.95	(324,21)	.00	1.95	.01	1.23	.00	.00	.00	.00	.63	.04	.00	.05
15	1.95	(324,21)	.00	1.95	.01	1.23	.00	.00	.00	.00	.63	.04	.00	.05
16	1.93	(324,21)	.00	1.92	.00	1.23	.00	.00	.00	.00	.63	.03	.00	.05
17	1.96	(324,21)	.00	1.96	.00	1.25	.00	.00	.00	.00	.65	.01	.00	.05
18	1.96	(324,21)	.00	1.96	.00	1.25	.00	.00	.00	.00	.65	.01	.00	.05
19	1.98	(324,21)	.00	1.97	.00	1.25	.00	.00	.00	.00	.66	.00	.00	.06
20	1.98	(324,21)	.00	1.97	.00	1.25	.00	.00	.00	.00	.66	.00	.00	.06
21	1.99	(324,21)	.00	1.99	.00	1.25	.00	.00	.00	.00	.66	.00	.00	.08
22	2.00	(253,13)	.00	2.00	.00	1.23	.00	.00	.00	.00	.68	.00	.00	.08
23	1.99	(324,21)	.00	1.99	.00	1.25	.00	.00	.00	.00	.66	.00	.00	.08
24	2.00	(324,21)	.00	2.00	.00	1.26	.00	.00	.00	.00	.66	.00	.00	.08
25	2.00	(324,21)	.00	2.00	.00	1.25	.00	.00	.00	.00	.67	.00	.00	.08

JOB: HSS FDR Air Quality Existing/No Jets

RUN: FDR DRIVE BET E 67TH-75TH STS/NO JETS

LINK CONTRIBUTION TABLES

SECOND HIGHEST 8-HOUR AVERAGED LINK CONTRIBUTIONS
IN PARTS PER MILLION (PPM)
INCLUDING AMBIENT BACKGROUND CONCENTRATIONS.

Rcptr No.	Total Conc	Ending Day Hr	Ambient Backgnd	Total Link	Link +1	Link +2	Link +3	Link +4	Link +5	Link +6	Link +7	Link +8	Link +9	Link +10
26	2.00	(324,21)	.00	2.00	.00	1.25	.00	.00	.00	.00	.67	.00	.00	.08
27	2.03	(324,21)	.00	2.02	.00	1.27	.00	.00	.00	.00	.67	.00	.00	.08
28	2.01	(324,21)	.00	2.01	.00	1.26	.00	.00	.00	.00	.67	.00	.00	.08
29	2.01	(324,21)	.00	2.01	.00	1.26	.00	.00	.00	.00	.67	.00	.00	.08
30	2.03	(324,21)	.00	2.02	.00	1.26	.00	.00	.00	.00	.69	.00	.00	.08
31	2.04	(324,21)	.00	2.04	.00	1.30	.00	.00	.00	.01	.66	.00	.00	.06
32	1.78	(324,21)	.00	1.77	.00	.93	.16	.00	.00	.05	.57	.00	.00	.06
33	1.59	(324,21)	.00	1.59	.00	.55	.38	.00	.00	.13	.46	.00	.01	.06
34	1.41	(324,21)	.00	1.41	.00	.35	.50	.00	.00	.16	.35	.00	.01	.04
35	1.34	(324,21)	.00	1.34	.00	.25	.54	.00	.00	.21	.29	.00	.01	.04
36	1.32	(2, 2)	.00	1.32	.00	.45	.42	.00	.00	.05	.37	.00	.00	.03
37	1.26	(324,21)	.00	1.26	.00	.15	.59	.00	.00	.28	.20	.00	.01	.04
38	1.20	(2, 2)	.00	1.20	.00	.32	.48	.00	.00	.08	.32	.00	.00	.00
39	1.19	(324,21)	.00	1.19	.00	.11	.61	.00	.00	.30	.14	.00	.01	.01
40	1.17	(324,21)	.00	1.18	.00	.09	.64	.00	.00	.30	.13	.00	.01	.01
41	1.16	(324,21)	.00	1.16	.00	.08	.65	.00	.00	.33	.10	.00	.01	.00
42	1.14	(324,21)	.00	1.14	.00	.06	.64	.00	.00	.33	.09	.00	.03	.00
43	1.12	(324,21)	.00	1.13	.00	.05	.64	.00	.00	.33	.09	.00	.03	.00
44	1.13	(324,21)	.00	1.13	.00	.05	.65	.00	.00	.34	.06	.00	.03	.00
45	1.12	(324,21)	.00	1.13	.00	.05	.65	.00	.00	.34	.06	.00	.03	.00
46	1.11	(324,21)	.00	1.11	.00	.05	.65	.00	.00	.34	.05	.00	.03	.00
47	1.10	(324,21)	.00	1.10	.00	.04	.65	.00	.00	.34	.05	.00	.03	.00
48	1.09	(324,21)	.00	1.09	.00	.04	.64	.00	.00	.34	.05	.00	.03	.00
49	1.09	(324,21)	.00	1.09	.00	.04	.64	.00	.00	.35	.04	.00	.03	.00
50	1.14	(324,21)	.00	1.14	.00	.03	.68	.00	.00	.36	.04	.00	.04	.00
51	1.14	(324,21)	.00	1.14	.00	.03	.68	.00	.00	.36	.04	.00	.04	.00
52	1.11	(324,21)	.00	1.11	.00	.03	.65	.00	.00	.36	.04	.00	.04	.00
53	1.10	(324,21)	.00	1.10	.00	.03	.64	.00	.00	.36	.04	.00	.04	.00
54	1.14	(324,21)	.00	1.14	.00	.03	.68	.00	.00	.36	.04	.00	.04	.00
55	1.09	(324,21)	.00	1.09	.00	.01	.66	.00	.00	.36	.03	.00	.03	.00
56	1.07	(324,21)	.00	1.08	.00	.01	.60	.05	.04	.32	.03	.00	.03	.00
57	1.53	(30, 1)	.00	1.53	.11	.87	.01	.00	.00	.00	.49	.00	.00	.04
58	1.40	(84,14)	.00	1.40	.39	.44	.00	.00	.00	.00	.43	.13	.00	.01
59	1.33	(30, 1)	.00	1.33	.33	.50	.01	.00	.00	.00	.40	.04	.00	.04
60	1.24	(84,14)	.00	1.24	.47	.26	.00	.00	.00	.00	.30	.20	.00	.01

JOB: HSS FDR Air Quality Existing/No Jets

RUN: FDR DRIVE BET E 67TH-75TH STS/NO JETS

LINK CONTRIBUTION TABLES

MAXIMUM 1-HOUR AVERAGED LINK CONTRIBUTIONS
IN PARTS PER MILLION (PPM)
INCLUDING AMBIENT BACKGROUND CONCENTRATIONS.

Rcptr No.	Total Conc	Ending Day Hr	Ambient Backgnd	Total Link	Link +1	Link +2	Link +3	Link +4	Link +5	Link +6	Link +7	Link +8	Link +9	Link +10
1	4.00	(72, 8)	.00	4.00	.00	2.60	.10	.00	.00	.10	1.10	.00	.00	.10
2	3.90	(72, 8)	.00	3.90	.00	2.50	.10	.00	.00	.10	1.10	.00	.00	.10
3	3.90	(72, 8)	.00	3.90	.00	2.50	.10	.00	.00	.10	1.10	.00	.00	.10
4	3.90	(72, 8)	.00	3.90	.00	2.50	.10	.00	.00	.10	1.10	.00	.00	.10
5	3.90	(72, 8)	.00	3.90	.00	2.50	.10	.00	.00	.10	1.10	.00	.00	.10
6	3.90	(72, 8)	.00	3.90	.00	2.50	.10	.00	.00	.10	1.10	.00	.00	.10
7	3.80	(72, 8)	.00	3.80	.00	2.40	.10	.00	.00	.10	1.10	.00	.00	.10
8	3.90	(72, 8)	.00	3.90	.00	2.50	.10	.00	.00	.10	1.10	.00	.00	.10
9	3.80	(72, 8)	.00	3.80	.00	2.50	.10	.00	.00	.10	1.00	.00	.00	.10
10	3.80	(72, 8)	.00	3.80	.00	2.50	.10	.00	.00	.10	1.00	.00	.00	.10
11	3.80	(72, 8)	.00	3.80	.00	2.40	.10	.00	.10	.10	1.00	.00	.00	.10
12	3.80	(72, 8)	.00	3.80	.00	2.40	.10	.00	.10	.10	1.00	.00	.00	.10
13	3.80	(72, 8)	.00	3.80	.00	2.40	.10	.00	.10	.10	1.00	.00	.00	.10
14	3.70	(72, 8)	.00	3.70	.00	2.40	.10	.00	.10	.10	.90	.00	.00	.10
15	3.70	(72, 8)	.00	3.70	.00	2.30	.10	.00	.10	.20	.90	.00	.00	.10
16	3.70	(30,18)	.00	3.70	.10	2.40	.00	.00	.00	.00	1.00	.10	.00	.10
17	3.80	(30,18)	.00	3.80	.10	2.50	.00	.00	.00	.00	1.00	.10	.00	.10
18	3.80	(30,18)	.00	3.80	.10	2.50	.00	.00	.00	.00	1.00	.10	.00	.10
19	3.70	(30,18)	.00	3.70	.00	2.50	.00	.00	.00	.00	1.00	.10	.00	.10
20	3.80	(30,18)	.00	3.80	.00	2.50	.00	.00	.00	.00	1.10	.10	.00	.10
21	3.80	(30,18)	.00	3.80	.00	2.50	.00	.00	.00	.00	1.10	.10	.00	.10
22	3.80	(30,18)	.00	3.80	.00	2.50	.00	.00	.00	.00	1.10	.10	.00	.10
23	3.80	(30,18)	.00	3.80	.00	2.50	.00	.00	.00	.00	1.10	.10	.00	.10
24	3.80	(30,18)	.00	3.80	.00	2.60	.00	.00	.00	.00	1.10	.00	.00	.10
25	3.80	(30,18)	.00	3.80	.00	2.60	.00	.00	.00	.00	1.10	.00	.00	.10
26	3.70	(30,18)	.00	3.70	.00	2.50	.00	.00	.00	.00	1.10	.00	.00	.10
27	3.80	(30,18)	.00	3.80	.00	2.60	.00	.00	.00	.00	1.10	.00	.00	.10
28	3.80	(30,18)	.00	3.80	.00	2.60	.00	.00	.00	.00	1.10	.00	.00	.10
29	3.90	(30,18)	.00	3.90	.00	2.60	.00	.00	.00	.00	1.20	.00	.00	.10
30	3.90	(30,18)	.00	3.90	.00	2.60	.00	.00	.00	.00	1.20	.00	.00	.10
31	3.90	(30,18)	.00	3.90	.00	2.60	.00	.00	.00	.00	1.20	.00	.00	.10
32	3.80	(30,18)	.00	3.80	.00	2.50	.00	.00	.00	.00	1.20	.00	.00	.10
33	3.60	(30,18)	.00	3.60	.00	1.90	.40	.00	.00	.00	1.20	.00	.00	.10
34	3.20	(30,18)	.00	3.20	.00	1.40	.60	.00	.00	.00	1.10	.00	.00	.10
35	3.20	(30,18)	.00	3.20	.00	1.10	.80	.00	.00	.10	1.10	.00	.00	.10
36	2.80	(30,18)	.00	2.80	.00	.80	.90	.00	.00	.10	.90	.00	.00	.10
37	2.80	(30,18)	.00	2.80	.00	.70	1.00	.00	.00	.20	.80	.00	.00	.10
38	2.80	(30,18)	.00	2.80	.00	.60	1.10	.00	.00	.30	.70	.00	.00	.10
39	2.60	(30,18)	.00	2.60	.00	.50	1.10	.00	.00	.30	.60	.00	.00	.10

JOB: HSS FDR Air Quality Existing/No Jets

RUN: FDR DRIVE BET E 67TH-75TH STS/NO JETS

LINK CONTRIBUTION TABLES

MAXIMUM 1-HOUR AVERAGED LINK CONTRIBUTIONS
IN PARTS PER MILLION (PPM)
INCLUDING AMBIENT BACKGROUND CONCENTRATIONS.

Rcptr No.	Total Conc	Ending Day Hr	Ambient Backgnd	Total Link	Link +1	Link +2	Link +3	Link +4	Link +5	Link +6	Link +7	Link +8	Link +9	Link +10
40	2.60	(30,18)	.00	2.60	.00	.40	1.20	.00	.00	.40	.50	.00	.00	.10
41	2.60	(30,18)	.00	2.60	.00	.40	1.20	.00	.00	.40	.50	.00	.00	.10
42	2.40	(30,18)	.00	2.40	.00	.30	1.20	.00	.00	.40	.40	.00	.00	.10
43	2.40	(30,18)	.00	2.40	.00	.30	1.20	.00	.00	.40	.40	.00	.10	.00
44	2.40	(30,18)	.00	2.40	.00	.30	1.20	.00	.00	.50	.30	.00	.10	.00
45	2.40	(30,18)	.00	2.40	.00	.20	1.30	.00	.00	.50	.30	.00	.10	.00
46	2.40	(30,18)	.00	2.40	.00	.20	1.30	.00	.00	.50	.30	.00	.10	.00
47	2.40	(30,18)	.00	2.40	.00	.20	1.30	.00	.00	.50	.30	.00	.10	.00
48	2.30	(30,18)	.00	2.30	.00	.20	1.30	.00	.00	.50	.20	.00	.10	.00
49	2.30	(30,18)	.00	2.30	.00	.20	1.30	.00	.00	.50	.20	.00	.10	.00
50	2.30	(30,18)	.00	2.30	.00	.10	1.30	.00	.00	.60	.20	.00	.10	.00
51	2.30	(30,18)	.00	2.30	.00	.10	1.30	.00	.00	.60	.20	.00	.10	.00
52	2.30	(30,18)	.00	2.30	.00	.10	1.30	.00	.00	.60	.20	.00	.10	.00
53	2.30	(30,18)	.00	2.30	.00	.10	1.30	.00	.00	.60	.20	.00	.10	.00
54	2.20	(30,18)	.00	2.20	.00	.10	1.30	.00	.00	.60	.10	.00	.10	.00
55	2.20	(30,18)	.00	2.20	.00	.10	1.30	.00	.00	.60	.10	.00	.10	.00
56	2.20	(30,18)	.00	2.20	.00	.10	1.30	.00	.00	.60	.10	.00	.10	.00
57	3.80	(72, 8)	.00	3.80	.20	2.10	.10	.00	.00	.10	1.20	.00	.00	.10
58	3.70	(72, 8)	.00	3.70	.50	1.70	.10	.00	.00	.10	1.20	.00	.00	.10
59	3.20	(72, 8)	.00	3.20	.60	1.30	.00	.00	.00	.10	1.10	.00	.00	.10
60	3.20	(72, 8)	.00	3.20	.80	1.10	.00	.00	.00	.10	1.00	.10	.00	.10

SECOND HIGHEST 1-HOUR AVERAGED LINK CONTRIBUTIONS
IN PARTS PER MILLION (PPM)
INCLUDING AMBIENT BACKGROUND CONCENTRATIONS.

Rcptr No.	Total Conc	Ending Day Hr	Ambient Backgnd	Total Link	Link +1	Link +2	Link +3	Link +4	Link +5	Link +6	Link +7	Link +8	Link +9	Link +10
1	3.70	(339,17)	.00	3.70	.00	2.50	.10	.00	.00	.10	.90	.00	.00	.10
2	3.70	(339,17)	.00	3.70	.00	2.40	.10	.00	.10	.10	.90	.00	.00	.10
3	3.70	(339,17)	.00	3.70	.00	2.40	.10	.00	.10	.10	.90	.00	.00	.10
4	3.80	(339,17)	.00	3.80	.00	2.50	.10	.00	.10	.10	.90	.00	.00	.10
5	3.70	(339,17)	.00	3.70	.00	2.40	.10	.00	.10	.10	.90	.00	.00	.10
6	3.70	(339,17)	.00	3.70	.00	2.40	.10	.00	.10	.10	.90	.00	.00	.10
7	3.50	(84, 7)	.00	3.50	.00	2.20	.00	.00	.00	.10	1.10	.00	.00	.10
8	3.60	(339,17)	.00	3.60	.00	2.40	.10	.00	.10	.10	.80	.00	.00	.10
9	3.60	(84, 7)	.00	3.60	.00	2.20	.10	.00	.00	.10	1.10	.00	.00	.10
10	3.60	(84, 7)	.00	3.60	.00	2.20	.10	.00	.00	.10	1.10	.00	.00	.10

JOB: HSS FDR Air Quality Existing/No Jets

RUN: FDR DRIVE BET E 67TH-75TH STS/NO JETS

LINK CONTRIBUTION TABLES

SECOND HIGHEST 1-HOUR AVERAGED LINK CONTRIBUTIONS
IN PARTS PER MILLION (PPM)
INCLUDING AMBIENT BACKGROUND CONCENTRATIONS.

Rcptr No.	Total Conc	Ending Day Hr	Ambient Backgnd	Total Link	Link +1	Link +2	Link +3	Link +4	Link +5	Link +6	Link +7	Link +8	Link +9	Link +10
11	3.60	(84, 7)	.00	3.60	.00	2.20	.10	.00	.00	.10	1.10	.00	.00	.10
12	3.50	(339,17)	.00	3.50	.00	2.30	.10	.10	.10	.10	.80	.00	.00	.00
13	3.60	(30,18)	.00	3.60	.10	2.40	.00	.00	.00	.00	.90	.10	.00	.10
14	3.60	(30,18)	.00	3.60	.10	2.40	.00	.00	.00	.00	.90	.10	.00	.10
15	3.60	(30,18)	.00	3.60	.10	2.40	.00	.00	.00	.00	.90	.10	.00	.10
16	3.70	(72, 8)	.00	3.70	.00	2.30	.10	.00	.10	.20	.90	.00	.00	.10
17	3.60	(72, 8)	.00	3.60	.00	2.30	.10	.00	.10	.20	.90	.00	.00	.00
18	3.60	(72, 8)	.00	3.60	.00	2.30	.20	.00	.10	.20	.80	.00	.00	.00
19	3.60	(72, 8)	.00	3.60	.00	2.30	.20	.00	.10	.20	.80	.00	.00	.00
20	3.50	(72, 8)	.00	3.50	.00	2.20	.20	.10	.10	.20	.70	.00	.00	.00
21	3.60	(72, 8)	.00	3.60	.00	2.10	.20	.10	.10	.30	.70	.00	.10	.00
22	3.50	(72, 8)	.00	3.50	.00	2.10	.20	.10	.10	.30	.60	.00	.10	.00
23	3.50	(72, 8)	.00	3.50	.00	2.00	.30	.10	.10	.30	.60	.00	.10	.00
24	3.50	(72, 8)	.00	3.50	.00	2.00	.30	.10	.10	.40	.50	.00	.10	.00
25	3.30	(72, 8)	.00	3.30	.00	1.90	.30	.10	.10	.40	.40	.00	.10	.00
26	3.30	(288, 7)	.00	3.30	.00	2.10	.00	.00	.00	.00	1.00	.10	.00	.10
27	3.40	(288, 7)	.00	3.40	.00	2.20	.00	.00	.00	.00	1.00	.10	.00	.10
28	3.40	(288, 7)	.00	3.40	.00	2.20	.00	.00	.00	.00	1.00	.10	.00	.10
29	3.40	(288, 7)	.00	3.40	.00	2.20	.00	.00	.00	.00	1.00	.10	.00	.10
30	3.40	(288, 7)	.00	3.40	.00	2.20	.00	.00	.00	.00	1.10	.00	.00	.10
31	3.40	(288, 7)	.00	3.40	.00	2.20	.00	.00	.00	.00	1.10	.00	.00	.10
32	3.30	(288, 7)	.00	3.30	.00	2.10	.00	.00	.00	.00	1.10	.00	.00	.10
33	3.10	(288, 7)	.00	3.10	.00	1.70	.20	.00	.00	.00	1.10	.00	.00	.10
34	3.00	(288, 7)	.00	3.00	.00	1.40	.40	.00	.00	.00	1.10	.00	.00	.10
35	2.80	(288, 7)	.00	2.80	.00	1.10	.60	.00	.00	.00	1.00	.00	.00	.10
36	2.80	(288, 7)	.00	2.80	.00	.90	.70	.00	.00	.10	1.00	.00	.00	.10
37	2.70	(288, 7)	.00	2.70	.00	.80	.80	.00	.00	.10	.90	.00	.00	.10
38	2.60	(288, 7)	.00	2.60	.00	.70	.80	.00	.00	.20	.80	.00	.00	.10
39	2.50	(288, 7)	.00	2.50	.00	.60	.90	.00	.00	.20	.70	.00	.00	.10
40	2.50	(288, 7)	.00	2.50	.00	.50	.90	.00	.00	.30	.70	.00	.00	.10
41	2.40	(288, 7)	.00	2.40	.00	.50	.90	.00	.00	.30	.60	.00	.00	.10
42	2.30	(288, 7)	.00	2.30	.00	.40	1.00	.00	.00	.30	.50	.00	.00	.10
43	2.30	(288, 7)	.00	2.30	.00	.40	1.00	.00	.00	.30	.50	.00	.00	.10
44	2.20	(288, 7)	.00	2.20	.00	.30	1.00	.00	.00	.40	.50	.00	.00	.00
45	2.10	(72, 8)	.00	2.10	.00	.00	1.20	.20	.30	.40	.00	.00	.00	.00
46	2.10	(288, 7)	.00	2.10	.00	.30	1.00	.00	.00	.40	.40	.00	.00	.00
47	2.10	(72, 8)	.00	2.10	.00	.00	1.10	.30	.40	.30	.00	.00	.00	.00
48	2.00	(72, 8)	.00	2.00	.00	.00	1.00	.30	.40	.30	.00	.00	.00	.00
49	2.10	(72, 8)	.00	2.10	.00	.00	1.00	.40	.50	.20	.00	.00	.00	.00

JOB: HSS FDR Air Quality Existing/No Jets

RUN: FDR DRIVE BET E 67TH-75TH STS/NO JETS

LINK CONTRIBUTION TABLES

SECOND HIGHEST 1-HOUR AVERAGED LINK CONTRIBUTIONS
IN PARTS PER MILLION (PPM)
INCLUDING AMBIENT BACKGROUND CONCENTRATIONS.

Rcptr No.	Total Conc	Ending Day Hr	Ambient Backgnd	Total Link	Link +1	Link +2	Link +3	Link +4	Link +5	Link +6	Link +7	Link +8	Link +9	Link +10
50	2.10	(288, 7)	.00	2.10	.00	.20	1.10	.00	.00	.50	.30	.00	.00	.00
51	2.10	(288, 7)	.00	2.10	.00	.20	1.10	.00	.00	.50	.30	.00	.00	.00
52	2.10	(288, 7)	.00	2.10	.00	.20	1.10	.00	.00	.50	.30	.00	.00	.00
53	2.00	(288, 7)	.00	2.00	.00	.20	1.10	.00	.00	.50	.20	.00	.00	.00
54	2.10	(288, 7)	.00	2.10	.00	.20	1.10	.00	.00	.50	.20	.00	.10	.00
55	2.10	(288, 7)	.00	2.10	.00	.20	1.10	.00	.00	.50	.20	.00	.10	.00
56	2.10	(288, 7)	.00	2.10	.00	.20	1.10	.00	.00	.50	.20	.00	.10	.00
57	3.50	(339,17)	.00	3.50	.20	2.10	.10	.00	.00	.10	.90	.00	.00	.10
58	3.40	(339,17)	.00	3.40	.40	1.70	.10	.00	.00	.10	1.00	.00	.00	.10
59	3.10	(339,17)	.00	3.10	.50	1.40	.10	.00	.00	.10	.90	.00	.00	.10
60	3.10	(339,17)	.00	3.10	.70	1.20	.10	.00	.00	.10	.90	.00	.00	.10

JOB: HSS FDR Air Quality Existing/No Jets

RUN: FDR DRIVE BET E 67TH-75TH STS/NO JETS

CALM DURATION FREQUENCY

Hours of Consecutive Calm Winds	Frequency of Occurrence	(Julian day/hour ending) of Significant Occurrences
1	150	(1,24)(2, 2)(2, 6)(9,22)(23, 3)(23, 7)(24,15)(30, 1)(36, 1)(36, 3) (41, 2)(41, 6)(42,12)(48,23)(53, 1)(53, 5)(54, 2)(55,21)(58, 4)(61, 5) (62, 1)(69,11)(75, 1)(83, 9)(83,11)(83,14)(83,21)(84, 4)(84,11)(84,15) (85, 4)(92, 6)(94,10)(98,10)(106, 4)(106,23)(107,15)(107,19)(111, 5)(118,12) (119,24)(120, 4)(121, 2)(124, 1)(126,23)(127, 5)(127,14)(128, 5)(129, 1)(129, 3) (129,10)(131,22)(132, 2)(139,20)(140, 1)(143,24)(144, 5)(146, 4)(154, 4)(156, 1) (156, 7)(156, 9)(168, 6)(170, 1)(178, 6)(178, 9)(181, 1)(181,23)(183, 7)(183,12) (184, 8)(185,19)(186, 1)(186,12)(186,15)(195, 9)(199, 4)(203, 9)(205,17)(206, 2) (211, 2)(211, 4)(211, 6)(211, 9)(215, 7)(217,15)(218,20)(219, 3)(219, 5)(223,22) (235, 1)(235, 8)(237, 2)(237,14)(239, 8)(240, 5)(246, 3)(246, 9)(246,15)(246,24) (247, 5)(248, 5)(248, 8)(248,15)(250,24)(251, 2)(251,11)(253, 9)(253,13)(253,18) (253,20)(262, 6)(263,22)(267, 5)(274, 2)(275, 3)(275, 5)(276,22)(276,24)(277, 2) (277, 5)(278, 6)(280, 4)(286, 2)(286, 6)(287, 5)(288, 5)(288, 8)(289,23)(294,13) (297,14)(298,24)(299, 2)(300, 4)(300, 6)(300,22)(301,20)(308,12)(309, 1)(309, 8) (309,12)(313,12)(313,15)(314, 7)(319, 6)(339,13)(339,16)(344, 3)(346, 9)(357, 6) (
2	38	(3,15)(19,24)(30, 4)(30, 7)(30,12)(39,13)(39,16)(46,24)(67, 7)(87, 4) (92, 1)(103, 2)(105, 5)(127, 3)(129, 8)(132,24)(142,22)(144, 3)(152, 4)(168, 1) (184, 4)(184,12)(191, 4)(201, 8)(201,24)(203, 7)(217,21)(219, 8)(239, 1)(245, 4) (275, 9)(299, 5)(300, 2)(301, 1)(301,24)(314, 5)(346,13)(359, 6)
3	9	(15,13)(68, 6)(84, 2)(86, 3)(122, 5)(128, 9)(153,24)(176, 3)(343, 5)
4	2	(171,21)(228,21)
5	3	(107, 9)(137, 7)(247,12)
7	1	(160, 6)
17	1	(145, 1)

Program terminated normally

JOB: HSS FDR Air Quality Existing/No Jets

RUN: FDR DRIVE BET E 67TH-75TH STS/NO JETS

General Information

Run start date: 1/ 1/ 1 Julian: 1
end date: 12/31/ 1 Julian: 365

A Tier 2 approach was used for input data preparation.

The MODE flag has been set to C for calculating CO averages.

Ambient background concentrations are included in the averages below.

Site & Meteorological Constants

VS = .0 CM/S VD = .0 CM/S Z0 = 175. CM ATIM = 60.

Met. Sfc. Sta. Id & Yr = 72503 2001
Upper Air Sta. Id & Yr = 94703 2001

CAUTION: The input years for the Run and Meteorological data differ. The respective values are: 1 and 2001.

Urban mixing heights were processed.

In 2001, Julian day 1 is a Monday.

The patterns from the input file have been assigned as follows:

Pattern # 1 is assigned to Monday.
Pattern # 1 is assigned to Tuesday.
Pattern # 1 is assigned to Wednesday.
Pattern # 1 is assigned to Thursday.
Pattern # 1 is assigned to Friday.
Pattern # 1 is assigned to Saturday.
Pattern # 1 is assigned to Sunday.

Link Data Constants - (Variable data in *.LNK file)

	LINK DESCRIPTION	LINK COORDINATES (FT) X1	Y1	X2	Y2	LENGTH (FT)	BRG (DEG)	TYPE	H (FT)	W (FT)	NLANES
1.	FDR N/B 67th-68th St	-132.0	-225.0	15.0	-10.0	260.	34.	AG	.0	36.0	
2.	FDR N/B 68th-71st St	15.0	-10.0	438.0	608.0	749.	34.	AG	.0	36.0	
3.	FDR N/B 71st-73rd St	438.0	608.0	773.0	1098.0	594.	34.	AG	.0	36.0	
4.	FDR N/B 73rd-75th St	773.0	1098.0	1056.0	1625.0	598.	28.	AG	.0	36.0	
5.	FDR S/B 75th-73rd St	743.0	1118.0	1026.0	1645.0	598.	28.	AG	.0	36.0	
6.	FDR S/B 73rd-71st St	408.0	628.0	743.0	1118.0	594.	34.	AG	.0	36.0	

JOB: HSS FDR Air Quality Existing/No Jets

RUN: FDR DRIVE BET E 67TH-75TH STS/NO JETS

Link Data Constants - (Variable data in *.LNK file)

LINK DESCRIPTION	LINK COORDINATES (FT) X1	Y1	X2	Y2	LENGTH (FT)	BRG (DEG)	TYPE	H (FT)	W (FT)	NLANES
7. FDR S/B 71st-68th St	-15.0	10.0	408.0	628.0	749.	34.	AG	.0	36.0	
8. FDR S/B 68th-67th St	-162.0	-205.0	-15.0	10.0	260.	34.	AG	.0	36.0	
9. FDR Service Rd 73-71	385.0	644.0	720.0	1134.0	594.	34.	AG	.0	32.0	
10. FDR Service Rd 68-71	-38.0	26.0	385.0	644.0	749.	34.	AG	.0	32.0	

Receptor Data

RECEPTOR	COORDINATES (FT) X	Y	Z
1. RECEPTOR 1	34.0	-23.0	6.0
2. RECEPTOR 2	48.0	-4.0	6.0
3. RECEPTOR 3	62.0	17.0	6.0
4. RECEPTOR 4	75.0	37.0	6.0
5. RECEPTOR 5	89.0	57.0	6.0
6. RECEPTOR 6	103.0	77.0	6.0
7. RECEPTOR 7	117.0	97.0	6.0
8. RECEPTOR 8	130.0	117.0	6.0
9. RECEPTOR 9	144.0	137.0	6.0
10. RECEPTOR 10	158.0	158.0	6.0
11. RECEPTOR 11	172.0	178.0	6.0
12. RECEPTOR 12	186.0	198.0	6.0
13. RECEPTOR 13	199.0	218.0	6.0
14. RECEPTOR 14	213.0	238.0	6.0
15. RECEPTOR 15	227.0	258.0	6.0
16. RECEPTOR 16	241.0	278.0	6.0
17. RECEPTOR 17	255.0	299.0	6.0
18. RECEPTOR 18	268.0	319.0	6.0
19. RECEPTOR 19	282.0	339.0	6.0
20. RECEPTOR 20	296.0	359.0	6.0
21. RECEPTOR 21	310.0	379.0	6.0
22. RECEPTOR 22	323.0	399.0	6.0
23. RECEPTOR 23	337.0	419.0	6.0
24. RECEPTOR 24	351.0	440.0	6.0
25. RECEPTOR 25	365.0	460.0	6.0
26. RECEPTOR 26	379.0	480.0	6.0
27. RECEPTOR 27	392.0	500.0	6.0
28. RECEPTOR 28	406.0	520.0	6.0
29. RECEPTOR 29	420.0	540.0	6.0
30. RECEPTOR 30	434.0	561.0	6.0

JOB: HSS FDR Air Quality Existing/No Jets

RUN: FDR DRIVE BET E 67TH-75TH STS/NO JETS

Receptor Data

RECEPTOR	COORDINATES (FT) X	Y	Z
31. RECEPTOR 31	447.0	581.0	6.0
32. RECEPTOR 32	461.0	601.0	6.0
33. RECEPTOR 33	475.0	621.0	6.0
34. RECEPTOR 34	489.0	641.0	6.0
35. RECEPTOR 35	503.0	661.0	6.0
36. RECEPTOR 36	516.0	681.0	6.0
37. RECEPTOR 37	530.0	702.0	6.0
38. RECEPTOR 38	544.0	722.0	6.0
39. RECEPTOR 39	558.0	742.0	6.0
40. RECEPTOR 40	571.0	762.0	6.0
41. RECEPTOR 41	585.0	782.0	6.0
42. RECEPTOR 42	599.0	802.0	6.0
43. RECEPTOR 43	613.0	822.0	6.0
44. RECEPTOR 44	627.0	843.0	6.0
45. RECEPTOR 45	640.0	863.0	6.0
46. RECEPTOR 46	654.0	883.0	6.0
47. RECEPTOR 47	668.0	903.0	6.0
48. RECEPTOR 48	682.0	923.0	6.0
49. RECEPTOR 49	696.0	943.0	6.0
50. RECEPTOR 50	709.0	964.0	6.0
51. RECEPTOR 51	723.0	984.0	6.0
52. RECEPTOR 52	737.0	1004.0	6.0
53. RECEPTOR 53	751.0	1024.0	6.0
54. RECEPTOR 54	764.0	1044.0	6.0
55. RECEPTOR 55	778.0	1064.0	6.0
56. RECEPTOR 56	792.0	1084.0	6.0
57. RECEPTOR 57	20.0	-44.0	6.0
58. RECEPTOR 58	6.0	-64.0	6.0
59. RECEPTOR 59	-7.0	-84.0	6.0
60. RECEPTOR 60	-21.0	-104.0	6.0

JOB: HSS FDR Air Quality Existing/No Jets

RUN: FDR DRIVE BET E 67TH-75TH STS/NO JETS

Model Results

Remarks : In search of the wind direction corresponding to the maximum concentration, only the first direction, of the directions with the same maximum concentrations, is indicated as the maximum.

* MAXIMUM HOURLY CONCENTRATIONS WITH ANY AMBIENT BACKGROUND CONCENTRATIONS (BKG) ADDED
* (PPM)

	REC1	REC2	REC3	REC4	REC5	REC6	REC7	REC8	REC9	REC10
MAX+BKG	3.7	3.7	3.7	3.7	3.7	3.7	3.6	3.7	3.5	3.6
- BKG	.0	.0	.0	.0	.0	.0	.0	.0	.0	.0
MAX	3.7	3.7	3.7	3.7	3.7	3.7	3.6	3.7	3.5	3.6
WIND DIR	24	24	24	24	24	24	24	24	24	24
JULIAN	44	44	44	44	44	44	44	44	44	44
HOUR	19	19	19	19	19	19	19	19	19	19

	REC11	REC12	REC13	REC14	REC15	REC16	REC17	REC18	REC19	REC20
MAX+BKG	3.6	3.6	3.6	3.5	3.5	3.4	3.4	3.4	3.4	3.4
- BKG	.0	.0	.0	.0	.0	.0	.0	.0	.0	.0
MAX	3.6	3.6	3.6	3.5	3.5	3.4	3.4	3.4	3.4	3.4
WIND DIR	24	24	24	24	24	24	24	24	24	226
JULIAN	44	44	44	44	44	44	44	44	44	319
HOUR	19	19	19	19	19	19	19	19	19	9

	REC21	REC22	REC23	REC24	REC25	REC26	REC27	REC28	REC29	REC30
MAX+BKG	3.4	3.5	3.3	3.4	3.5	3.5	3.5	3.4	3.4	3.4
- BKG	.0	.0	.0	.0	.0	.0	.0	.0	.0	.0
MAX	3.4	3.5	3.3	3.4	3.5	3.5	3.5	3.4	3.4	3.4
WIND DIR	226	226	24	226	226	226	226	226	226	226
JULIAN	319	319	44	319	319	319	319	319	319	319
HOUR	9	9	19	9	9	9	9	9	9	9

	REC31	REC32	REC33	REC34	REC35	REC36	REC37	REC38	REC39	REC40
MAX+BKG	3.5	3.3	3.2	3.0	2.8	2.7	2.6	2.6	2.5	2.5
- BKG	.0	.0	.0	.0	.0	.0	.0	.0	.0	.0
MAX	3.5	3.3	3.2	3.0	2.8	2.7	2.6	2.6	2.5	2.5
WIND DIR	226	226	226	226	226	226	226	226	226	226
JULIAN	319	319	319	319	319	319	319	319	319	319
HOUR	9	9	9	9	9	9	9	9	9	9

JOB: HSS FDR Air Quality Existing/No Jets

RUN: FDR DRIVE BET E 67TH-75TH STS/NO JETS

* MAXIMUM HOURLY CONCENTRATIONS WITH ANY AMBIENT BACKGROUND CONCENTRATIONS (BKG) ADDED
* (PPM)

*	REC41	REC42	REC43	REC44	REC45	REC46	REC47	REC48	REC49	REC50
MAX+BKG *	2.4	2.3	2.3	2.2	2.3	2.3	2.2	2.1	2.1	2.3
- BKG *	.0	.0	.0	.0	.0	.0	.0	.0	.0	.0
MAX *	2.4	2.3	2.3	2.2	2.3	2.3	2.2	2.1	2.1	2.3
WIND DIR*	226	226	226	226	226	226	226	226	226	226
JULIAN *	319	319	319	319	319	319	319	319	319	319
HOUR *	9	9	9	9	9	9	9	9	9	9

*	REC51	REC52	REC53	REC54	REC55	REC56	REC57	REC58	REC59	REC60
MAX+BKG *	2.2	2.2	2.2	2.2	2.2	2.1	3.5	3.3	3.2	3.1
- BKG *	.0	.0	.0	.0	.0	.0	.0	.0	.0	.0
MAX *	2.2	2.2	2.2	2.2	2.2	2.1	3.5	3.3	3.2	3.1
WIND DIR*	226	226	226	226	226	226	24	24	24	24
JULIAN *	319	319	319	319	319	319	44	44	44	44
HOUR *	9	9	9	9	9	9	19	19	19	19

THE HIGHEST CONCENTRATION OF 3.70 PPM OCCURRED AT RECEPTOR REC1 .

==========
Output Section
==========

NOTES PERTAINING TO THE REPORT

1. THE HIGHEST AVERAGE IN EACH OF THE FIRST TWO COLUMNS OF EACH TABLE BELOW ARE SUFFIXED BY AN ASTERISK (*). FOR PM OUTPUT, THERE IS ONLY ONE COLUMN AND ASTERISK FOR THE ANNUAL AVERAGE/PERIOD OF CONCERN TABLE.

2. THE NUMBERS IN PARENTHESES ARE THE JULIAN DAY AND ENDING HOUR FOR THE PRECEDING AVERAGE.

3. THE NUMBER OF CALM HOURS USED IN PRODUCING EACH AVERAGE ARE PREFIXED BY A C.

PRIMARY AVERAGES.

MAXIMUM 8-HOUR RUNNING NONOVERLAPPING AVERAGE CONCENTRATIONS
IN PARTS PER MILLION (PPM),
INCLUDING AMBIENT BACKGROUND CONCENTRATIONS.

Receptor Number	Highest Conc	Highest Ending Day Hr	Highest Calm	Second highest Conc	Second highest Ending Day Hr	Second highest Calm
1	1.66	(235,24)	C 0	1.66	(44,20)	C 0
2	1.90	(338,13)	C 1	1.72	(23,20)	C 2
3	2.05	(23,20)	C 2	2.01	(338,13)	C 1
4	2.27	(23,20)	C 2	2.10	(338,13)	C 1
5	2.30	(23,20)	C 2	2.09	(338,13)	C 1
6	2.35	(23,20)	C 2	2.10	(338,13)	C 1
7	2.38	(23,20)	C 2	2.10	(338,13)	C 1
8	2.48	(23,20)	C 2	2.10	(338,13)	C 1
9	2.48	(23,20)	C 2	2.10	(338,13)	C 1
10	2.52	(23,20)	C 2	2.11	(338,13)	C 1
11	2.48	(23,20)	C 2	2.10	(338,13)	C 1
12	2.47	(23,20)	C 2	2.10	(338,13)	C 1
13	2.53	(23,20)	C 2	2.11	(338,13)	C 1
14	2.53	(23,20)	C 2	2.10	(338,13)	C 1
15	2.52	(23,20)	C 2	2.10	(338,13)	C 1
16	2.52	(23,20)	C 2	2.10	(338,13)	C 1
17	2.53	(23,20)	C 2	2.10	(338,13)	C 1
18	2.53	(23,20)	C 2	2.13*	(338,13)	C 1
19	2.53	(23,20)	C 2	2.10	(338,13)	C 1
20	2.53	(23,20)	C 2	2.10	(338,13)	C 1
21	2.53	(23,20)	C 2	2.10	(338,13)	C 1
22	2.55	(23,20)	C 2	2.11	(338,13)	C 1
23	2.55	(23,20)	C 2	2.10	(338,13)	C 1
24	2.57	(23,20)	C 2	2.11	(338,13)	C 1

JOB: HSS FDR Air Quality Existing/No Jets RUN: FDR DRIVE BET E 67TH-75TH STS/NO JETS

MAXIMUM 8-HOUR RUNNING NONOVERLAPPING AVERAGE CONCENTRATIONS
IN PARTS PER MILLION (PPM),
INCLUDING AMBIENT BACKGROUND CONCENTRATIONS.

Receptor Number	Highest Conc	Highest Ending Day Hr	Calm	Second highest Conc	Second highest Ending Day Hr	Calm
25	2.55	(23,20)	C 2	2.10	(274,24)	C 0
26	2.55	(23,20)	C 2	2.10	(274,24)	C 0
27	2.58*	(23,20)	C 2	2.10	(274,24)	C 0
28	2.57	(23,20)	C 2	2.10	(274,24)	C 0
29	2.55	(23,20)	C 2	2.11	(274,24)	C 0
30	2.57	(23,20)	C 2	2.11	(274,24)	C 0
31	2.57	(23,20)	C 2	2.13	(274,24)	C 0
32	2.37	(23,20)	C 2	1.95	(274,24)	C 0
33	2.00	(23,20)	C 2	1.66	(274,24)	C 0
34	1.80	(23,20)	C 2	1.50	(274,24)	C 0
35	1.58	(23,20)	C 2	1.44	(274,24)	C 0
36	1.48	(23,20)	C 2	1.34	(274,24)	C 0
37	1.47	(23,20)	C 2	1.35	(7,23)	C 0
38	1.42	(23,20)	C 2	1.30	(274,24)	C 0
39	1.43	(23,20)	C 2	1.26	(274,24)	C 0
40	1.43	(23,20)	C 2	1.26	(274,24)	C 0
41	1.43	(23,20)	C 2	1.24	(274,24)	C 0
42	1.42	(23,20)	C 2	1.21	(274,24)	C 0
43	1.42	(23,20)	C 2	1.21	(274,24)	C 0
44	1.40	(23,20)	C 2	1.20	(274,24)	C 0
45	1.40	(23,20)	C 2	1.21	(274,24)	C 0
46	1.37	(23,20)	C 2	1.19	(274,24)	C 0
47	1.37	(23,20)	C 2	1.17	(274,24)	C 0
48	1.37	(23,20)	C 2	1.16	(274,24)	C 0
49	1.37	(23,20)	C 2	1.16	(274,24)	C 0
50	1.35	(23,20)	C 2	1.17	(274,24)	C 0
51	1.35	(23,20)	C 2	1.16	(274,24)	C 0
52	1.35	(23,20)	C 2	1.18	(274,24)	C 0
53	1.33	(23,20)	C 2	1.16	(274,24)	C 0
54	1.35	(23,20)	C 2	1.17	(274,24)	C 0
55	1.33	(23,20)	C 2	1.16	(274,24)	C 0
56	1.32	(23,20)	C 2	1.13	(338,13)	C 1
57	1.46	(235,24)	C 0	1.44	(44,20)	C 0
58	1.39	(235,24)	C 0	1.34	(330,23)	C 0
59	1.27	(23,20)	C 2	1.25	(44,20)	C 0
60	1.27	(23,20)	C 2	1.20	(44,20)	C 0

FIVE HIGHEST 1-HOUR END-TO-END AVERAGE CONCENTRATIONS IN PARTS PER MILLION
INCLUDING AMBIENT BACKGROUND CONCENTRATIONS.

Rcptr No.	Highest Conc	Highest Ending Day Hr	Calm	Second Highest Conc	Second Highest Ending Day Hr	Calm	Third Highest Conc	Third Highest Ending Day Hr	Calm	Fourth Highest Conc	Fourth Highest Ending Day Hr	Calm	Fifth Highest Conc	Fifth Highest Ending Day Hr	Calm
1	3.70*	(44,19)	C 0	3.60*	(347, 8)	C 0	3.50	(44,20)	C 0	3.10	(115,20)	C 0	3.00	(90,18)	C 0

JOB: HSS FDR Air Quality Existing/No Jets

RUN: FDR DRIVE BET E 67TH-75TH STS/NO JETS

FIVE HIGHEST 1-HOUR END-TO-END AVERAGE CONCENTRATIONS IN PARTS PER MILLION
INCLUDING AMBIENT BACKGROUND CONCENTRATIONS.

Rcptr	Highest Ending			Second Highest Ending			Third Highest Ending			Fourth Highest Ending			Fifth Highest Ending		
No.	Conc	Day Hr	Calm	Conc	Day Hr	Calm	Conc	Day Hr	Calm	Conc	Day Hr	Calm	Conc	Day Hr	Calm
2	3.70	(44,19)	C 0	3.50	(347, 8)	C 0	3.40	(44,20)	C 0	3.00	(90,18)	C 0	3.00	(115,20)	C 0
3	3.70	(44,19)	C 0	3.50	(347, 8)	C 0	3.40	(44,20)	C 0	3.00	(90,18)	C 0	3.00	(115,20)	C 0
4	3.70	(44,19)	C 0	3.60	(347, 8)	C 0	3.50	(44,20)	C 0	3.10	(115,20)	C 0	3.00	(90,18)	C 0
5	3.70	(44,19)	C 0	3.40	(347, 8)	C 0	3.30	(44,20)	C 0	3.00	(90,18)	C 0	3.00	(115,20)	C 0
6	3.70	(44,19)	C 0	3.30	(44,20)	C 0	3.30	(347, 8)	C 0	3.00	(90,18)	C 0	3.00	(115,20)	C 0
7	3.60	(44,19)	C 0	3.30	(44,20)	C 0	3.20	(347, 8)	C 0	3.00	(90,18)	C 0	3.00	(115,20)	C 0
8	3.70	(44,19)	C 0	3.30	(44,20)	C 0	3.30	(347, 8)	C 0	3.00	(90,18)	C 0	3.00	(115,20)	C 0
9	3.50	(44,19)	C 0	3.30	(44,20)	C 0	3.30	(347, 8)	C 0	3.00	(90,18)	C 0	3.00	(261,20)	C 0
10	3.60	(44,19)	C 0	3.40	(44,20)	C 0	3.40	(347, 8)	C 0	3.10	(90,18)	C 0	3.10	(261,20)	C 0
11	3.60	(44,19)	C 0	3.30	(44,20)	C 0	3.20	(347, 8)	C 0	3.10	(261,20)	C 0	2.90	(23,17)	C 0
12	3.60	(44,19)	C 0	3.30	(347, 8)	C 0	3.20	(44,20)	C 0	3.10	(261,20)	C 0	2.90	(23,17)	C 0
13	3.60	(44,19)	C 0	3.30	(347, 8)	C 0	3.20	(44,20)	C 0	3.10	(261,20)	C 0	3.10	(319, 9)	C 0
14	3.50	(44,19)	C 0	3.40	(347, 8)	C 0	3.10	(261,20)	C 0	3.10	(44,20)	C 0	3.00	(90,18)	C 0
15	3.50	(44,19)	C 0	3.20	(347, 8)	C 0	3.10	(44,20)	C 0	3.00	(261,20)	C 0	3.00	(90,18)	C 0
16	3.40	(44,19)	C 0	3.10	(347, 8)	C 0	3.10	(319, 9)	C 0	3.00	(44,20)	C 0	3.00	(261,20)	C 0
17	3.40	(44,19)	C 0	3.20	(44,20)	C 0	3.20	(319, 9)	C 0	3.10	(261,20)	C 0	3.10	(347, 8)	C 0
18	3.40	(44,19)	C 0	3.30	(319, 9)	C 0	3.20	(44,20)	C 0	3.20	(261,20)	C 0	3.10	(347, 8)	C 0
19	3.40	(44,19)	C 0	3.40	(319, 9)	C 0	3.20	(44,20)	C 0	3.20	(261,20)	C 0	3.00	(293,21)	C 0
20	3.40	(319, 9)	C 0	3.30	(44,19)	C 0	3.20	(261,20)	C 0	3.00	(293,21)	C 0	3.00	(44,20)	C 0
21	3.40	(319, 9)	C 0	3.30	(44,19)	C 0	3.20	(261,20)	C 0	3.00	(293,21)	C 0	3.00	(347, 8)	C 0
22	3.50	(319, 9)	C 0	3.30	(44,19)	C 0	3.20	(261,20)	C 0	3.00	(293,21)	C 0	3.00	(264,10)	C 0
23	3.30	(44,19)	C 0	3.30	(319, 9)	C 0	3.20	(261,20)	C 0	3.10	(44,20)	C 0	3.00	(293,21)	C 0
24	3.40	(319, 9)	C 0	3.20	(44,19)	C 0	3.20	(261,20)	C 0	3.00	(293,21)	C 0	3.00	(264,10)	C 0
25	3.50	(319, 9)	C 0	3.20	(261,20)	C 0	3.10	(44,19)	C 0	3.00	(293,21)	C 0	3.00	(264,10)	C 0
26	3.50	(319, 9)	C 0	3.20	(261,20)	C 0	3.00	(293,21)	C 0	3.00	(44,19)	C 0	3.00	(264,10)	C 0
27	3.50	(319, 9)	C 0	3.20	(261,20)	C 0	3.00	(23,16)	C 0	3.00	(293,21)	C 0	3.00	(264,10)	C 0
28	3.40	(319, 9)	C 0	3.20	(261,20)	C 0	3.00	(293,21)	C 0	3.00	(264,10)	C 0	2.90	(23,16)	C 0
29	3.40	(319, 9)	C 0	3.20	(261,20)	C 0	3.10	(264,10)	C 0	3.00	(293,21)	C 0	2.90	(23,16)	C 0
30	3.40	(319, 9)	C 0	3.20	(261,20)	C 0	3.00	(23,16)	C 0	3.00	(264,10)	C 0	3.00	(293,21)	C 0
31	3.50	(319, 9)	C 0	3.20	(261,20)	C 0	3.10	(264,10)	C 0	3.00	(23,16)	C 0	3.00	(293,21)	C 0
32	3.30	(319, 9)	C 0	3.10	(261,20)	C 0	3.00	(264,10)	C 0	2.90	(96,21)	C 0	2.90	(293,21)	C 0
33	3.20	(319, 9)	C 0	2.80	(264,10)	C 0	2.80	(261,20)	C 0	2.60	(96,21)	C 0	2.60	(293,21)	C 0
34	3.00	(319, 9)	C 0	2.70	(264,10)	C 0	2.60	(261,20)	C 0	2.40	(259,23)	C 0	2.40	(293,21)	C 0
35	2.80	(319, 9)	C 0	2.60	(264,10)	C 0	2.40	(261,20)	C 0	2.30	(293,21)	C 0	2.20	(259,23)	C 0
36	2.70	(319, 9)	C 0	2.50	(264,10)	C 0	2.20	(259,23)	C 0	2.20	(261,20)	C 0	2.20	(293,21)	C 0
37	2.60	(319, 9)	C 0	2.40	(264,10)	C 0	2.20	(261,20)	C 0	2.10	(7,20)	C 0	2.10	(22,23)	C 0
38	2.60	(319, 9)	C 0	2.30	(264,10)	C 0	2.00	(44,19)	C 0	2.00	(261,20)	C 0	2.00	(293,21)	C 0
39	2.50	(319, 9)	C 0	2.30	(264,10)	C 0	2.00	(44,19)	C 0	2.00	(261,20)	C 0	1.90	(259,23)	C 0
40	2.50	(319, 9)	C 0	2.20	(264,10)	C 0	2.00	(44,19)	C 0	1.90	(22,23)	C 0	1.90	(259,23)	C 0
41	2.40	(319, 9)	C 0	2.20	(264,10)	C 0	2.00	(44,19)	C 0	1.90	(293,21)	C 0	1.80	(44,20)	C 0
42	2.30	(319, 9)	C 0	2.10	(264,10)	C 0	1.90	(44,19)	C 0	1.90	(261,20)	C 0	1.80	(22,23)	C 0

JOB: HSS FDR Air Quality Existing/No Jets RUN: FDR DRIVE BET E 67TH-75TH STS/NO JETS

FIVE HIGHEST 1-HOUR END-TO-END AVERAGE CONCENTRATIONS IN PARTS PER MILLION
INCLUDING AMBIENT BACKGROUND CONCENTRATIONS.

Rcptr	Highest Ending			Second Highest Ending			Third Highest Ending			Fourth Highest Ending			Fifth Highest Ending		
No.	Conc	Day Hr	Calm	Conc	Day Hr	Calm	Conc	Day Hr	Calm	Conc	Day Hr	Calm	Conc	Day Hr	Calm
43	2.30	(319, 9)	C 0	2.10	(264,10)	C 0	2.00	(44,19)	C 0	1.90	(261,20)	C 0	1.80	(22,23)	C 0
44	2.20	(319, 9)	C 0	1.90	(44,19)	C 0	1.90	(261,20)	C 0	1.90	(264,10)	C 0	1.80	(347, 8)	C 0
45	2.30	(319, 9)	C 0	2.00	(264,10)	C 0	1.90	(44,19)	C 0	1.90	(261,20)	C 0	1.80	(44,20)	C 0
46	2.30	(319, 9)	C 0	2.00	(44,19)	C 0	2.00	(264,10)	C 0	1.90	(261,20)	C 0	1.80	(44,20)	C 0
47	2.20	(319, 9)	C 0	2.00	(44,19)	C 0	2.00	(264,10)	C 0	1.90	(261,20)	C 0	1.70	(44,20)	C 0
48	2.10	(319, 9)	C 0	1.90	(261,20)	C 0	1.90	(44,19)	C 0	1.80	(264,10)	C 0	1.70	(44,20)	C 0
49	2.10	(319, 9)	C 0	1.90	(44,19)	C 0	1.80	(261,20)	C 0	1.80	(264,10)	C 0	1.70	(44,20)	C 0
50	2.30	(319, 9)	C 0	2.00	(44,19)	C 0	1.90	(264,10)	C 0	1.80	(261,20)	C 0	1.80	(293,21)	C 0
51	2.20	(319, 9)	C 0	2.00	(264,10)	C 0	1.90	(44,19)	C 0	1.80	(261,20)	C 0	1.80	(293,21)	C 0
52	2.20	(319, 9)	C 0	2.00	(264,10)	C 0	1.90	(44,19)	C 0	1.80	(261,20)	C 0	1.80	(293,21)	C 0
53	2.20	(319, 9)	C 0	2.00	(264,10)	C 0	1.80	(44,19)	C 0	1.70	(261,20)	C 0	1.70	(293,21)	C 0
54	2.20	(319, 9)	C 0	2.00	(264,10)	C 0	1.70	(44,19)	C 0	1.70	(90,18)	C 0	1.70	(261,20)	C 0
55	2.20	(319, 9)	C 0	2.00	(264,10)	C 0	1.70	(44,19)	C 0	1.70	(261,20)	C 0	1.70	(293,21)	C 0
56	2.10	(319, 9)	C 0	1.90	(264,10)	C 0	1.70	(261,20)	C 0	1.70	(293,21)	C 0	1.60	(7,20)	C 0
57	3.50	(44,19)	C 0	3.40	(347, 8)	C 0	3.30	(44,20)	C 0	2.90	(115,20)	C 0	2.80	(90,18)	C 0
58	3.30	(44,19)	C 0	3.20	(44,20)	C 0	3.20	(347, 8)	C 0	2.90	(115,20)	C 0	2.70	(90,18)	C 0
59	3.20	(44,19)	C 0	3.10	(347, 8)	C 0	3.00	(44,20)	C 0	2.70	(115,20)	C 0	2.50	(330,18)	C 0
60	3.10	(44,19)	C 0	3.00	(347, 8)	C 0	2.80	(44,20)	C 0	2.60	(115,20)	C 0	2.30	(330,18)	C 0

MAXIMUM 8-HOUR AVERAGED LINK CONTRIBUTIONS
IN PARTS PER MILLION (PPM)
INCLUDING AMBIENT BACKGROUND CONCENTRATIONS.

Rcptr No.	Total Conc	Ending Day Hr	Ambient Backgnd	Total Link	Link +1	Link +2	Link +3	Link +4	Link +5	Link +6	Link +7	Link +8	Link +9	Link +10
1	1.66	(235,24)	.00	1.66	.03	1.08	.00	.00	.00	.00	.50	.01	.00	.05
2	1.90	(338,13)	.00	1.90	.09	1.07	.00	.00	.00	.00	.56	.16	.00	.03
3	2.05	(23,20)	.00	2.05	.18	1.23	.00	.00	.00	.00	.33	.28	.00	.02
4	2.27	(23,20)	.00	2.27	.12	1.43	.00	.00	.00	.00	.52	.18	.00	.02
5	2.30	(23,20)	.00	2.30	.05	1.47	.00	.00	.00	.00	.62	.13	.00	.03
6	2.35	(23,20)	.00	2.35	.05	1.48	.00	.00	.00	.00	.70	.08	.00	.03
7	2.38	(23,20)	.00	2.38	.05	1.52	.00	.00	.00	.00	.73	.05	.00	.03
8	2.48	(23,20)	.00	2.48	.02	1.55	.00	.00	.00	.00	.80	.05	.00	.07
9	2.48	(23,20)	.00	2.48	.02	1.55	.00	.00	.00	.00	.80	.05	.00	.07
10	2.52	(23,20)	.00	2.52	.00	1.55	.00	.00	.00	.00	.83	.05	.00	.08
11	2.48	(23,20)	.00	2.48	.00	1.55	.00	.00	.00	.00	.83	.02	.00	.08
12	2.47	(23,20)	.00	2.47	.00	1.55	.00	.00	.00	.00	.83	.00	.00	.08
13	2.53	(23,20)	.00	2.53	.00	1.60	.00	.00	.00	.00	.85	.00	.00	.08
14	2.53	(23,20)	.00	2.53	.00	1.60	.00	.00	.00	.00	.85	.00	.00	.08
15	2.52	(23,20)	.00	2.52	.00	1.58	.00	.00	.00	.00	.85	.00	.00	.08

JOB: HSS FDR Air Quality Existing/No Jets

RUN: FDR DRIVE BET E 67TH-75TH STS/NO JETS

LINK CONTRIBUTION TABLES

MAXIMUM 8-HOUR AVERAGED LINK CONTRIBUTIONS
IN PARTS PER MILLION (PPM)
INCLUDING AMBIENT BACKGROUND CONCENTRATIONS.

Rcptr No.	Total Conc	Ending Day Hr	Ambient Backgnd	Total Link	Link +1	Link +2	Link +3	Link +4	Link +5	Link +6	Link +7	Link +8	Link +9	Link +10
16	2.52	(23,20)	.00	2.52	.00	1.58	.00	.00	.00	.00	.85	.00	.00	.08
17	2.53	(23,20)	.00	2.53	.00	1.60	.00	.00	.00	.00	.85	.00	.00	.08
18	2.53	(23,20)	.00	2.53	.00	1.60	.00	.00	.00	.00	.85	.00	.00	.08
19	2.53	(23,20)	.00	2.53	.00	1.60	.00	.00	.00	.00	.85	.00	.00	.08
20	2.53	(23,20)	.00	2.53	.00	1.60	.00	.00	.00	.00	.85	.00	.00	.08
21	2.53	(23,20)	.00	2.53	.00	1.60	.00	.00	.00	.00	.85	.00	.00	.08
22	2.55	(23,20)	.00	2.55	.00	1.60	.00	.00	.00	.00	.85	.00	.00	.10
23	2.55	(23,20)	.00	2.55	.00	1.60	.00	.00	.00	.00	.85	.00	.00	.10
24	2.57	(23,20)	.00	2.57	.00	1.60	.00	.00	.00	.00	.87	.00	.00	.10
25	2.55	(23,20)	.00	2.55	.00	1.60	.00	.00	.00	.00	.85	.00	.00	.10
26	2.55	(23,20)	.00	2.55	.00	1.60	.00	.00	.00	.00	.85	.00	.00	.10
27	2.58	(23,20)	.00	2.58	.00	1.60	.00	.00	.00	.00	.88	.00	.00	.10
28	2.57	(23,20)	.00	2.57	.00	1.60	.00	.00	.00	.00	.87	.00	.00	.10
29	2.55	(23,20)	.00	2.55	.00	1.60	.00	.00	.00	.00	.85	.00	.00	.10
30	2.57	(23,20)	.00	2.57	.00	1.60	.00	.00	.00	.02	.85	.00	.00	.10
31	2.57	(23,20)	.00	2.57	.00	1.57	.02	.00	.00	.03	.85	.00	.00	.10
32	2.37	(23,20)	.00	2.37	.00	1.25	.20	.00	.00	.05	.78	.00	.00	.08
33	2.00	(23,20)	.00	2.00	.00	.62	.53	.00	.00	.10	.67	.00	.00	.08
34	1.80	(23,20)	.00	1.80	.00	.32	.70	.00	.00	.22	.48	.00	.02	.07
35	1.58	(23,20)	.00	1.58	.00	.18	.73	.00	.00	.30	.33	.00	.02	.02
36	1.48	(23,20)	.00	1.48	.00	.13	.75	.00	.00	.33	.22	.00	.03	.02
37	1.47	(23,20)	.00	1.47	.00	.08	.78	.00	.00	.38	.17	.00	.05	.00
38	1.42	(23,20)	.00	1.42	.00	.07	.80	.00	.00	.38	.12	.00	.05	.00
39	1.43	(23,20)	.00	1.43	.00	.07	.80	.00	.00	.40	.10	.00	.07	.00
40	1.43	(23,20)	.00	1.43	.00	.05	.82	.00	.00	.42	.07	.00	.08	.00
41	1.43	(23,20)	.00	1.43	.00	.03	.82	.00	.00	.43	.07	.00	.08	.00
42	1.42	(23,20)	.00	1.42	.00	.03	.82	.00	.00	.43	.05	.00	.08	.00
43	1.42	(23,20)	.00	1.42	.00	.03	.82	.00	.00	.43	.05	.00	.08	.00
44	1.40	(23,20)	.00	1.40	.00	.02	.82	.00	.00	.43	.05	.00	.08	.00
45	1.40	(23,20)	.00	1.40	.00	.02	.82	.00	.00	.43	.05	.00	.08	.00
46	1.37	(23,20)	.00	1.37	.00	.02	.82	.00	.00	.43	.02	.00	.08	.00
47	1.37	(23,20)	.00	1.37	.00	.02	.82	.00	.00	.43	.02	.00	.08	.00
48	1.37	(23,20)	.00	1.37	.00	.02	.82	.00	.00	.43	.02	.00	.08	.00
49	1.37	(23,20)	.00	1.37	.00	.02	.82	.00	.00	.43	.02	.00	.08	.00
50	1.35	(23,20)	.00	1.35	.00	.00	.82	.00	.00	.43	.02	.00	.08	.00
51	1.35	(23,20)	.00	1.35	.00	.00	.82	.00	.00	.43	.02	.00	.08	.00
52	1.35	(23,20)	.00	1.35	.00	.00	.82	.00	.00	.43	.02	.00	.08	.00
53	1.33	(23,20)	.00	1.33	.00	.00	.82	.00	.00	.43	.00	.00	.08	.00
54	1.35	(23,20)	.00	1.35	.00	.00	.82	.00	.02	.43	.00	.00	.08	.00

JOB: HSS FDR Air Quality Existing/No Jets

RUN: FDR DRIVE BET E 67TH-75TH STS/NO JETS

LINK CONTRIBUTION TABLES

MAXIMUM 8-HOUR AVERAGED LINK CONTRIBUTIONS
IN PARTS PER MILLION (PPM)
INCLUDING AMBIENT BACKGROUND CONCENTRATIONS.

Rcptr No.	Total Conc	Ending Day Hr	Ambient Backgnd	Total Link	Link +1	Link +2	Link +3	Link +4	Link +5	Link +6	Link +7	Link +8	Link +9	Link +10
55	1.33	(23,20)	.00	1.33	.00	.00	.82	.02	.02	.42	.00	.00	.07	.00
56	1.32	(23,20)	.00	1.32	.00	.00	.73	.07	.05	.40	.00	.00	.07	.00
57	1.46	(235,24)	.00	1.46	.18	.74	.00	.00	.00	.00	.46	.04	.00	.05
58	1.39	(235,24)	.00	1.39	.34	.51	.00	.00	.00	.00	.43	.06	.00	.05
59	1.27	(23,20)	.00	1.27	.80	.00	.00	.00	.00	.00	.00	.47	.00	.00
60	1.27	(23,20)	.00	1.27	.80	.00	.00	.00	.00	.00	.00	.47	.00	.00

SECOND HIGHEST 8-HOUR AVERAGED LINK CONTRIBUTIONS
IN PARTS PER MILLION (PPM)
INCLUDING AMBIENT BACKGROUND CONCENTRATIONS.

Rcptr No.	Total Conc	Ending Day Hr	Ambient Backgnd	Total Link	Link +1	Link +2	Link +3	Link +4	Link +5	Link +6	Link +7	Link +8	Link +9	Link +10
1	1.66	(44,20)	.00	1.66	.03	1.02	.03	.00	.00	.03	.52	.00	.00	.04
2	1.72	(23,20)	.00	1.72	.40	.78	.00	.00	.00	.00	.13	.38	.00	.02
3	2.01	(338,13)	.00	2.01	.01	1.17	.00	.00	.00	.00	.71	.07	.00	.04
4	2.10	(338,13)	.00	2.10	.00	1.20	.00	.00	.00	.00	.80	.03	.00	.07
5	2.09	(338,13)	.00	2.09	.00	1.19	.00	.00	.00	.00	.80	.01	.00	.09
6	2.10	(338,13)	.00	2.10	.00	1.19	.00	.00	.00	.00	.81	.01	.00	.09
7	2.10	(338,13)	.00	2.10	.00	1.19	.00	.00	.00	.00	.83	.00	.00	.09
8	2.10	(338,13)	.00	2.10	.00	1.19	.00	.00	.00	.00	.83	.00	.00	.09
9	2.10	(338,13)	.00	2.10	.00	1.19	.00	.00	.00	.00	.83	.00	.00	.09
10	2.11	(338,13)	.00	2.11	.00	1.20	.00	.00	.00	.00	.83	.00	.00	.09
11	2.10	(338,13)	.00	2.10	.00	1.19	.00	.00	.00	.00	.83	.00	.00	.09
12	2.10	(338,13)	.00	2.10	.00	1.19	.00	.00	.00	.00	.83	.00	.00	.09
13	2.11	(338,13)	.00	2.11	.00	1.20	.00	.00	.00	.00	.83	.00	.00	.09
14	2.10	(338,13)	.00	2.10	.00	1.19	.00	.00	.00	.00	.83	.00	.00	.09
15	2.10	(338,13)	.00	2.10	.00	1.19	.00	.00	.00	.00	.83	.00	.00	.09
16	2.10	(338,13)	.00	2.10	.00	1.19	.00	.00	.00	.00	.83	.00	.00	.09
17	2.10	(338,13)	.00	2.10	.00	1.19	.00	.00	.00	.00	.83	.00	.00	.09
18	2.13	(338,13)	.00	2.13	.00	1.21	.00	.00	.00	.00	.83	.00	.00	.09
19	2.10	(338,13)	.00	2.10	.00	1.19	.00	.00	.00	.00	.83	.00	.00	.09
20	2.10	(338,13)	.00	2.10	.00	1.19	.00	.00	.00	.00	.83	.00	.00	.09
21	2.10	(338,13)	.00	2.10	.00	1.19	.00	.00	.00	.00	.83	.00	.00	.09
22	2.11	(338,13)	.00	2.11	.00	1.20	.00	.00	.00	.00	.83	.00	.00	.09
23	2.10	(338,13)	.00	2.10	.00	1.19	.00	.00	.00	.00	.83	.00	.00	.09
24	2.11	(338,13)	.00	2.11	.00	1.20	.00	.00	.00	.00	.83	.00	.00	.09
25	2.10	(274,24)	.00	2.10	.00	1.35	.00	.00	.00	.00	.66	.00	.00	.09

JOB: HSS FDR Air Quality Existing/No Jets

RUN: FDR DRIVE BET E 67TH-75TH STS/NO JETS

LINK CONTRIBUTION TABLES

SECOND HIGHEST 8-HOUR AVERAGED LINK CONTRIBUTIONS
IN PARTS PER MILLION (PPM)
INCLUDING AMBIENT BACKGROUND CONCENTRATIONS.

Rcptr No.	Total Conc	Ending Day Hr	Ambient Backgnd	Total Link	Link +1	Link +2	Link +3	Link +4	Link +5	Link +6	Link +7	Link +8	Link +9	Link +10
26	2.10	(274,24)	.00	2.10	.00	1.35	.00	.00	.00	.00	.66	.00	.00	.09
27	2.10	(274,24)	.00	2.10	.00	1.35	.00	.00	.00	.00	.66	.00	.00	.09
28	2.10	(274,24)	.00	2.10	.00	1.35	.00	.00	.00	.00	.66	.00	.00	.09
29	2.11	(274,24)	.00	2.11	.00	1.35	.00	.00	.00	.00	.68	.00	.00	.09
30	2.11	(274,24)	.00	2.11	.00	1.35	.00	.00	.00	.00	.68	.00	.00	.09
31	2.13	(274,24)	.00	2.13	.00	1.35	.00	.00	.00	.00	.69	.00	.00	.09
32	1.95	(274,24)	.00	1.95	.00	1.10	.11	.00	.00	.03	.64	.00	.00	.08
33	1.66	(274,24)	.00	1.66	.00	.63	.40	.00	.00	.09	.49	.00	.00	.06
34	1.50	(274,24)	.00	1.50	.00	.39	.51	.00	.00	.15	.39	.00	.03	.04
35	1.44	(274,24)	.00	1.44	.00	.26	.57	.00	.00	.23	.31	.00	.03	.04
36	1.34	(274,24)	.00	1.34	.00	.20	.60	.00	.00	.24	.24	.00	.03	.04
37	1.35	(7,23)	.00	1.35	.00	.35	.52	.01	.01	.14	.30	.00	.00	.01
38	1.30	(274,24)	.00	1.30	.00	.14	.65	.00	.00	.29	.16	.00	.05	.01
39	1.26	(274,24)	.00	1.26	.00	.13	.65	.00	.00	.29	.14	.00	.05	.01
40	1.26	(274,24)	.00	1.26	.00	.10	.66	.00	.00	.32	.11	.00	.05	.01
41	1.24	(274,24)	.00	1.24	.00	.09	.65	.00	.00	.32	.11	.00	.05	.01
42	1.21	(274,24)	.00	1.21	.00	.08	.66	.00	.00	.32	.10	.00	.05	.00
43	1.21	(274,24)	.00	1.21	.00	.08	.68	.00	.00	.32	.09	.00	.05	.00
44	1.20	(274,24)	.00	1.20	.00	.06	.69	.00	.00	.32	.08	.00	.05	.00
45	1.21	(274,24)	.00	1.21	.00	.06	.70	.00	.00	.34	.06	.00	.05	.00
46	1.19	(274,24)	.00	1.19	.00	.05	.69	.00	.00	.34	.06	.00	.05	.00
47	1.17	(274,24)	.00	1.17	.00	.04	.69	.00	.00	.34	.06	.00	.05	.00
48	1.16	(274,24)	.00	1.16	.00	.04	.69	.00	.00	.34	.05	.00	.05	.00
49	1.16	(274,24)	.00	1.16	.00	.04	.69	.00	.00	.34	.05	.00	.05	.00
50	1.17	(274,24)	.00	1.18	.00	.04	.70	.00	.00	.35	.04	.00	.05	.00
51	1.16	(274,24)	.00	1.16	.00	.04	.69	.00	.00	.35	.04	.00	.05	.00
52	1.18	(274,24)	.00	1.18	.00	.04	.69	.00	.00	.36	.04	.00	.05	.00
53	1.16	(274,24)	.00	1.16	.00	.04	.69	.00	.00	.36	.03	.00	.05	.00
54	1.17	(274,24)	.00	1.17	.00	.04	.70	.00	.00	.36	.03	.00	.05	.00
55	1.16	(274,24)	.00	1.16	.00	.03	.70	.00	.00	.36	.03	.00	.05	.00
56	1.13	(338,13)	.00	1.13	.00	.00	.39	.26	.20	.26	.00	.00	.03	.00
57	1.44	(44,20)	.00	1.44	.26	.61	.03	.00	.00	.03	.41	.08	.00	.03
58	1.34	(330,23)	.00	1.34	.20	.69	.01	.00	.00	.01	.39	.03	.00	.01
59	1.25	(44,20)	.00	1.25	.40	.34	.03	.00	.00	.03	.29	.15	.00	.03
60	1.20	(44,20)	.00	1.20	.43	.28	.01	.00	.00	.03	.25	.19	.00	.03

JOB: HSS FDR Air Quality Existing/No Jets

RUN: FDR DRIVE BET E 67TH-75TH STS/NO JETS

LINK CONTRIBUTION TABLES

MAXIMUM 1-HOUR AVERAGED LINK CONTRIBUTIONS
IN PARTS PER MILLION (PPM)
INCLUDING AMBIENT BACKGROUND CONCENTRATIONS.

Rcptr No.	Total Conc	Ending Day Hr	Ambient Backgnd	Total Link	Link +1	Link +2	Link +3	Link +4	Link +5	Link +6	Link +7	Link +8	Link +9	Link +10
1	3.70	(44,19)	.00	3.70	.00	2.40	.10	.00	.00	.10	1.00	.00	.00	.10
2	3.70	(44,19)	.00	3.70	.00	2.40	.10	.00	.00	.10	1.00	.00	.00	.10
3	3.70	(44,19)	.00	3.70	.00	2.40	.10	.00	.00	.10	1.00	.00	.00	.10
4	3.70	(44,19)	.00	3.70	.00	2.40	.10	.00	.00	.10	1.00	.00	.00	.10
5	3.70	(44,19)	.00	3.70	.00	2.40	.10	.00	.00	.10	1.00	.00	.00	.10
6	3.70	(44,19)	.00	3.70	.00	2.40	.10	.00	.00	.10	1.00	.00	.00	.10
7	3.60	(44,19)	.00	3.60	.00	2.30	.10	.00	.00	.10	1.00	.00	.00	.10
8	3.70	(44,19)	.00	3.70	.00	2.40	.10	.00	.00	.10	1.00	.00	.00	.10
9	3.50	(44,19)	.00	3.50	.00	2.30	.10	.00	.00	.10	.90	.00	.00	.10
10	3.60	(44,19)	.00	3.60	.00	2.30	.10	.00	.10	.10	.90	.00	.00	.10
11	3.60	(44,19)	.00	3.60	.00	2.30	.10	.00	.10	.10	.90	.00	.00	.10
12	3.60	(44,19)	.00	3.60	.00	2.30	.10	.00	.10	.10	.90	.00	.00	.10
13	3.60	(44,19)	.00	3.60	.00	2.30	.10	.00	.10	.10	.90	.00	.00	.10
14	3.50	(44,19)	.00	3.50	.00	2.30	.10	.00	.10	.10	.80	.00	.00	.10
15	3.50	(44,19)	.00	3.50	.00	2.20	.10	.00	.10	.20	.80	.00	.00	.10
16	3.40	(44,19)	.00	3.40	.00	2.20	.10	.00	.10	.20	.80	.00	.00	.00
17	3.40	(44,19)	.00	3.40	.00	2.20	.10	.00	.10	.20	.80	.00	.00	.00
18	3.40	(44,19)	.00	3.40	.00	2.20	.20	.00	.10	.20	.70	.00	.00	.00
19	3.40	(44,19)	.00	3.40	.00	2.10	.20	.10	.10	.20	.70	.00	.00	.00
20	3.40	(319, 9)	.00	3.40	.10	2.20	.00	.00	.00	.00	.90	.10	.00	.10
21	3.40	(319, 9)	.00	3.40	.10	2.20	.00	.00	.00	.00	.90	.10	.00	.10
22	3.50	(319, 9)	.00	3.50	.10	2.30	.00	.00	.00	.00	.90	.10	.00	.10
23	3.30	(44,19)	.00	3.30	.00	1.90	.30	.10	.10	.30	.50	.00	.10	.00
24	3.40	(319, 9)	.00	3.40	.00	2.30	.00	.00	.00	.00	.90	.10	.00	.10
25	3.50	(319, 9)	.00	3.50	.00	2.30	.00	.00	.00	.00	1.00	.10	.00	.10
26	3.50	(319, 9)	.00	3.50	.00	2.30	.00	.00	.00	.00	1.00	.10	.00	.10
27	3.50	(319, 9)	.00	3.50	.00	2.30	.00	.00	.00	.00	1.00	.10	.00	.10
28	3.40	(319, 9)	.00	3.40	.00	2.30	.00	.00	.00	.00	1.00	.00	.00	.10
29	3.40	(319, 9)	.00	3.40	.00	2.30	.00	.00	.00	.00	1.00	.00	.00	.10
30	3.40	(319, 9)	.00	3.40	.00	2.30	.00	.00	.00	.00	1.00	.00	.00	.10
31	3.50	(319, 9)	.00	3.50	.00	2.40	.00	.00	.00	.00	1.00	.00	.00	.10
32	3.30	(319, 9)	.00	3.30	.00	2.20	.00	.00	.00	.00	1.00	.00	.00	.10
33	3.20	(319, 9)	.00	3.20	.00	1.80	.30	.00	.00	.00	1.00	.00	.00	.10
34	3.00	(319, 9)	.00	3.00	.00	1.40	.50	.00	.00	.00	1.00	.00	.00	.10
35	2.80	(319, 9)	.00	2.80	.00	1.10	.60	.00	.00	.00	1.00	.00	.00	.10
36	2.70	(319, 9)	.00	2.70	.00	.90	.70	.00	.00	.10	.90	.00	.00	.10
37	2.60	(319, 9)	.00	2.60	.00	.80	.80	.00	.00	.10	.80	.00	.00	.10
38	2.60	(319, 9)	.00	2.60	.00	.70	.90	.00	.00	.20	.70	.00	.00	.10
39	2.50	(319, 9)	.00	2.50	.00	.60	.90	.00	.00	.20	.70	.00	.00	.10

JOB: HSS FDR Air Quality Existing/No Jets

RUN: FDR DRIVE BET E 67TH-75TH STS/NO JETS

LINK CONTRIBUTION TABLES

MAXIMUM 1-HOUR AVERAGED LINK CONTRIBUTIONS
IN PARTS PER MILLION (PPM)
INCLUDING AMBIENT BACKGROUND CONCENTRATIONS.

Rcptr No.	Total Conc	Ending Day Hr	Ambient Backgnd	Total Link	Link +1	Link +2	Link +3	Link +4	Link +5	Link +6	Link +7	Link +8	Link +9	Link +10
40	2.50	(319, 9)	.00	2.50	.00	.50	1.00	.00	.00	.30	.60	.00	.00	.10
41	2.40	(319, 9)	.00	2.40	.00	.50	1.00	.00	.00	.30	.50	.00	.00	.10
42	2.30	(319, 9)	.00	2.30	.00	.40	1.00	.00	.00	.30	.50	.00	.00	.10
43	2.30	(319, 9)	.00	2.30	.00	.40	1.00	.00	.00	.30	.50	.00	.00	.10
44	2.20	(319, 9)	.00	2.20	.00	.30	1.10	.00	.00	.40	.40	.00	.00	.00
45	2.30	(319, 9)	.00	2.30	.00	.30	1.10	.00	.00	.40	.40	.00	.10	.00
46	2.30	(319, 9)	.00	2.30	.00	.30	1.10	.00	.00	.40	.40	.00	.10	.00
47	2.20	(319, 9)	.00	2.20	.00	.30	1.10	.00	.00	.40	.30	.00	.10	.00
48	2.10	(319, 9)	.00	2.10	.00	.20	1.10	.00	.00	.40	.30	.00	.10	.00
49	2.10	(319, 9)	.00	2.10	.00	.20	1.10	.00	.00	.40	.30	.00	.10	.00
50	2.30	(319, 9)	.00	2.30	.00	.20	1.20	.00	.00	.50	.30	.00	.10	.00
51	2.20	(319, 9)	.00	2.20	.00	.20	1.20	.00	.00	.50	.20	.00	.10	.00
52	2.20	(319, 9)	.00	2.20	.00	.20	1.20	.00	.00	.50	.20	.00	.10	.00
53	2.20	(319, 9)	.00	2.20	.00	.20	1.20	.00	.00	.50	.20	.00	.10	.00
54	2.20	(319, 9)	.00	2.20	.00	.20	1.20	.00	.00	.50	.20	.00	.10	.00
55	2.20	(319, 9)	.00	2.20	.00	.20	1.20	.00	.00	.50	.20	.00	.10	.00
56	2.10	(319, 9)	.00	2.10	.00	.10	1.20	.00	.00	.50	.20	.00	.10	.00
57	3.50	(44,19)	.00	3.50	.20	2.00	.10	.00	.00	.10	1.00	.00	.00	.10
58	3.30	(44,19)	.00	3.30	.40	1.60	.10	.00	.00	.10	1.00	.00	.00	.10
59	3.20	(44,19)	.00	3.20	.60	1.30	.10	.00	.00	.10	1.00	.00	.00	.10
60	3.10	(44,19)	.00	3.10	.70	1.10	.00	.00	.00	.10	1.00	.10	.00	.10

SECOND HIGHEST 1-HOUR AVERAGED LINK CONTRIBUTIONS
IN PARTS PER MILLION (PPM)
INCLUDING AMBIENT BACKGROUND CONCENTRATIONS.

Rcptr No.	Total Conc	Ending Day Hr	Ambient Backgnd	Total Link	Link +1	Link +2	Link +3	Link +4	Link +5	Link +6	Link +7	Link +8	Link +9	Link +10
1	3.60	(347, 8)	.00	3.60	.00	2.30	.10	.00	.10	.10	.90	.00	.00	.10
2	3.50	(347, 8)	.00	3.50	.00	2.20	.10	.00	.10	.10	.90	.00	.00	.10
3	3.50	(347, 8)	.00	3.50	.00	2.20	.10	.00	.10	.10	.90	.00	.00	.10
4	3.60	(347, 8)	.00	3.60	.00	2.30	.10	.00	.10	.10	.90	.00	.00	.10
5	3.40	(347, 8)	.00	3.40	.00	2.20	.10	.00	.10	.10	.80	.00	.00	.10
6	3.30	(44,20)	.00	3.30	.00	2.20	.10	.00	.00	.10	.80	.00	.00	.10
7	3.30	(44,20)	.00	3.30	.00	2.20	.10	.00	.00	.10	.80	.00	.00	.10
8	3.30	(44,20)	.00	3.30	.00	2.20	.10	.00	.00	.10	.80	.00	.00	.10
9	3.30	(44,20)	.00	3.30	.00	2.20	.10	.00	.00	.10	.80	.00	.00	.10
10	3.40	(44,20)	.00	3.40	.00	2.20	.10	.00	.10	.10	.80	.00	.00	.10

JOB: HSS FDR Air Quality Existing/No Jets

RUN: FDR DRIVE BET E 67TH-75TH STS/NO JETS

LINK CONTRIBUTION TABLES

SECOND HIGHEST 1-HOUR AVERAGED LINK CONTRIBUTIONS
IN PARTS PER MILLION (PPM)
INCLUDING AMBIENT BACKGROUND CONCENTRATIONS.

Rcptr No.	Total Conc	Ending Day Hr	Ambient Backgnd	Total Link	Link +1	Link +2	Link +3	Link +4	Link +5	Link +6	Link +7	Link +8	Link +9	Link +10
11	3.30	(44,20)	.00	3.30	.00	2.10	.10	.00	.10	.10	.80	.00	.00	.10
12	3.30	(347, 8)	.00	3.30	.00	2.10	.10	.10	.10	.20	.70	.00	.00	.00
13	3.30	(347, 8)	.00	3.30	.00	2.10	.10	.10	.10	.20	.70	.00	.00	.00
14	3.40	(347, 8)	.00	3.40	.00	2.10	.20	.10	.10	.20	.70	.00	.00	.00
15	3.20	(347, 8)	.00	3.20	.00	2.00	.20	.10	.10	.20	.60	.00	.00	.00
16	3.10	(347, 8)	.00	3.10	.00	1.90	.20	.10	.10	.20	.60	.00	.00	.00
17	3.20	(44,20)	.00	3.20	.00	2.00	.20	.10	.10	.20	.60	.00	.00	.00
18	3.30	(319, 9)	.00	3.30	.10	2.20	.00	.00	.00	.00	.80	.10	.00	.10
19	3.40	(319, 9)	.00	3.40	.10	2.20	.00	.00	.00	.00	.90	.10	.00	.10
20	3.30	(44,19)	.00	3.30	.00	2.10	.20	.10	.10	.20	.60	.00	.00	.00
21	3.30	(44,19)	.00	3.30	.00	2.00	.20	.10	.10	.20	.60	.00	.10	.00
22	3.30	(44,19)	.00	3.30	.00	2.00	.20	.10	.10	.30	.50	.00	.10	.00
23	3.30	(319, 9)	.00	3.30	.00	2.20	.00	.00	.00	.00	.90	.10	.00	.10
24	3.20	(44,19)	.00	3.20	.00	1.90	.30	.10	.10	.30	.40	.00	.10	.00
25	3.20	(261,20)	.00	3.20	.00	2.10	.00	.00	.00	.00	1.00	.00	.00	.10
26	3.20	(261,20)	.00	3.20	.00	2.10	.00	.00	.00	.00	1.00	.00	.00	.10
27	3.20	(261,20)	.00	3.20	.00	2.10	.00	.00	.00	.00	1.00	.00	.00	.10
28	3.20	(261,20)	.00	3.20	.00	2.10	.00	.00	.00	.00	1.00	.00	.00	.10
29	3.20	(261,20)	.00	3.20	.00	2.10	.00	.00	.00	.00	1.00	.00	.00	.10
30	3.20	(261,20)	.00	3.20	.00	2.10	.00	.00	.00	.00	1.00	.00	.00	.10
31	3.20	(261,20)	.00	3.20	.00	2.10	.00	.00	.00	.00	1.00	.00	.00	.10
32	3.10	(261,20)	.00	3.10	.00	1.90	.10	.00	.00	.00	1.00	.00	.00	.10
33	2.80	(264,10)	.00	2.80	.00	1.50	.20	.00	.00	.00	1.00	.00	.00	.10
34	2.70	(264,10)	.00	2.70	.00	1.20	.40	.00	.00	.00	1.00	.00	.00	.10
35	2.60	(264,10)	.00	2.60	.00	1.00	.50	.00	.00	.00	1.00	.00	.00	.10
36	2.50	(264,10)	.00	2.50	.00	.80	.60	.00	.00	.10	.90	.00	.00	.10
37	2.40	(264,10)	.00	2.40	.00	.70	.70	.00	.00	.10	.80	.00	.00	.10
38	2.30	(264,10)	.00	2.30	.00	.60	.70	.00	.00	.10	.80	.00	.00	.10
39	2.30	(264,10)	.00	2.30	.00	.50	.80	.00	.00	.20	.70	.00	.00	.10
40	2.20	(264,10)	.00	2.20	.00	.50	.80	.00	.00	.20	.60	.00	.00	.10
41	2.20	(264,10)	.00	2.20	.00	.40	.80	.00	.00	.30	.60	.00	.00	.10
42	2.10	(264,10)	.00	2.10	.00	.40	.80	.00	.00	.30	.50	.00	.00	.10
43	2.10	(264,10)	.00	2.10	.00	.40	.80	.00	.00	.30	.50	.00	.00	.10
44	1.90	(44,19)	.00	1.90	.00	.00	1.10	.20	.30	.30	.00	.00	.00	.00
45	2.00	(264,10)	.00	2.00	.00	.30	.90	.00	.00	.40	.40	.00	.00	.00
46	2.00	(44,19)	.00	2.00	.00	.00	1.10	.30	.30	.30	.00	.00	.00	.00
47	2.00	(44,19)	.00	2.00	.00	.00	1.00	.30	.40	.30	.00	.00	.00	.00
48	1.90	(261,20)	.00	1.90	.00	.10	1.10	.00	.00	.50	.10	.00	.10	.00
49	1.90	(44,19)	.00	1.90	.00	.00	.90	.40	.40	.20	.00	.00	.00	.00

JOB: HSS FDR Air Quality Existing/No Jets

RUN: FDR DRIVE BET E 67TH-75TH STS/NO JETS

LINK CONTRIBUTION TABLES

SECOND HIGHEST 1-HOUR AVERAGED LINK CONTRIBUTIONS
IN PARTS PER MILLION (PPM)
INCLUDING AMBIENT BACKGROUND CONCENTRATIONS.

Rcptr No.	Total Conc	Ending Day Hr	Ambient Backgnd	Total Link	Link +1	Link +2	Link +3	Link +4	Link +5	Link +6	Link +7	Link +8	Link +9	Link +10
50	2.00	(44,19)	.00	2.00	.00	.00	.90	.40	.50	.20	.00	.00	.00	.00
51	2.00	(264,10)	.00	2.00	.00	.20	1.00	.00	.00	.40	.30	.00	.10	.00
52	2.00	(264,10)	.00	2.00	.00	.20	1.00	.00	.00	.40	.30	.00	.10	.00
53	2.00	(264,10)	.00	2.00	.00	.20	1.00	.00	.00	.50	.20	.00	.10	.00
54	2.00	(264,10)	.00	2.00	.00	.20	1.00	.00	.00	.50	.20	.00	.10	.00
55	2.00	(264,10)	.00	2.00	.00	.20	1.00	.00	.00	.50	.20	.00	.10	.00
56	1.90	(264,10)	.00	1.90	.00	.10	1.00	.00	.00	.50	.20	.00	.10	.00
57	3.40	(347, 8)	.00	3.40	.10	2.00	.10	.00	.10	.10	.90	.00	.00	.10
58	3.20	(44,20)	.00	3.20	.40	1.60	.10	.00	.00	.10	.90	.00	.00	.10
59	3.10	(347, 8)	.00	3.10	.50	1.40	.10	.00	.00	.10	.90	.00	.00	.10
60	3.00	(347, 8)	.00	3.00	.60	1.20	.10	.00	.00	.10	.90	.00	.00	.10

JOB: HSS FDR Air Quality Existing/No Jets

RUN: FDR DRIVE BET E 67TH-75TH STS/NO JETS

CALM DURATION FREQUENCY

Hours of Consecutive Calm Winds	Frequency of Occurrence	(Julian day/hour ending) of Significant Occurrences
1	74	(5, 5)(8, 2)(14,10)(22,15)(23,13)(23,20)(24, 6)(24, 9)(25, 3)(26,13) (29,11)(33, 2)(39,22)(40,15)(61, 8)(62,14)(72,16)(72,18)(72,24)(74,17) (75, 3)(76,14)(87,22)(90,12)(92, 4)(92,10)(95, 3)(99,10)(99,22)(100, 5) (106,12)(110,21)(111,21)(113, 4)(119,11)(119,14)(120, 4)(121,14)(122,10)(125,16) (129, 7)(130, 1)(132, 7)(162, 1)(163, 1)(166, 1)(176, 1)(188, 7)(190, 1)(212, 1) (217, 1)(217, 7)(223, 1)(225, 7)(228, 1)(228, 7)(235, 1)(238, 7)(246, 1)(252, 7) (286, 1)(292, 1)(312, 7)(314, 1)(338,13)(339, 7)(339,13)(341, 7)(344, 1)(344,13) (348, 7)(354, 1)(357, 7)(358, 7)
2	9	(14, 8)(25, 1)(61,23)(74,24)(98,24)(99, 8)(105, 2)(115,24)(123, 6)
4	3	(14,16)(31, 8)(55,18)
5	2	(67, 6)(105, 9)
10	1	(304,17)

Program terminated normally

JOB: HSS FDR Air Quality Existing/No Jets

RUN: FDR DRIVE BET E 67TH-75TH STS/NO JETS

General Information

Run start date: 1/ 1/ 2 Julian: 1
end date: 12/31/ 2 Julian: 365

A Tier 2 approach was used for input data preparation.

The MODE flag has been set to C for calculating CO averages.

Ambient background concentrations are included in the averages below.

Site & Meteorological Constants

VS = .0 CM/S VD = .0 CM/S Z0 = 175. CM ATIM = 60.

Met. Sfc. Sta. Id & Yr = 72503 2002
Upper Air Sta. Id & Yr = 94703 2002

CAUTION: The input years for the Run and Meteorological data differ. The respective values are: 2 and 2002.

Urban mixing heights were processed.

In 2002, Julian day 1 is a Tuesday.

The patterns from the input file have been assigned as follows:

Pattern # 1 is assigned to Monday.
Pattern # 1 is assigned to Tuesday.
Pattern # 1 is assigned to Wednesday.
Pattern # 1 is assigned to Thursday.
Pattern # 1 is assigned to Friday.
Pattern # 1 is assigned to Saturday.
Pattern # 1 is assigned to Sunday.

Link Data Constants - (Variable data in *.LNK file)

LINK DESCRIPTION	LINK COORDINATES (FT) X1	Y1	X2	Y2	LENGTH (FT)	BRG (DEG)	TYPE	H (FT)	W (FT)	NLANES
1. FDR N/B 67th-68th St*	-132.0	-225.0	15.0	-10.0	260.	34.	AG	.0	36.0	
2. FDR N/B 68th-71st St*	15.0	-10.0	438.0	608.0	749.	34.	AG	.0	36.0	
3. FDR N/B 71st-73rd St*	438.0	608.0	773.0	1098.0	594.	34.	AG	.0	36.0	
4. FDR N/B 73rd-75th St*	773.0	1098.0	1056.0	1625.0	598.	28.	AG	.0	36.0	
5. FDR S/B 75th-73rd St*	743.0	1118.0	1026.0	1645.0	598.	28.	AG	.0	36.0	
6. FDR S/B 73rd-71st St*	408.0	628.0	743.0	1118.0	594.	34.	AG	.0	36.0	

JOB: HSS FDR Air Quality Existing/No Jets

RUN: FDR DRIVE BET E 67TH-75TH STS/NO JETS

Link Data Constants - (Variable data in *.LNK file)

	LINK DESCRIPTION	LINK COORDINATES (FT) X1	Y1	X2	Y2	LENGTH (FT)	BRG (DEG)	TYPE	H (FT)	W (FT)	NLANES
7.	FDR S/B 71st-68th St	-15.0	10.0	408.0	628.0	749.	34.	AG	.0	36.0	
8.	FDR S/B 68th-67th St	-162.0	-205.0	-15.0	10.0	260.	34.	AG	.0	36.0	
9.	FDR Service Rd 73-71	385.0	644.0	720.0	1134.0	594.	34.	AG	.0	32.0	
10.	FDR Service Rd 68-71	-38.0	26.0	385.0	644.0	749.	34.	AG	.0	32.0	

Receptor Data

	RECEPTOR	COORDINATES (FT) X	Y	Z
1.	RECEPTOR 1	34.0	-23.0	6.0
2.	RECEPTOR 2	48.0	-4.0	6.0
3.	RECEPTOR 3	62.0	17.0	6.0
4.	RECEPTOR 4	75.0	37.0	6.0
5.	RECEPTOR 5	89.0	57.0	6.0
6.	RECEPTOR 6	103.0	77.0	6.0
7.	RECEPTOR 7	117.0	97.0	6.0
8.	RECEPTOR 8	130.0	117.0	6.0
9.	RECEPTOR 9	144.0	137.0	6.0
10.	RECEPTOR 10	158.0	158.0	6.0
11.	RECEPTOR 11	172.0	178.0	6.0
12.	RECEPTOR 12	186.0	198.0	6.0
13.	RECEPTOR 13	199.0	218.0	6.0
14.	RECEPTOR 14	213.0	238.0	6.0
15.	RECEPTOR 15	227.0	258.0	6.0
16.	RECEPTOR 16	241.0	278.0	6.0
17.	RECEPTOR 17	255.0	299.0	6.0
18.	RECEPTOR 18	268.0	319.0	6.0
19.	RECEPTOR 19	282.0	339.0	6.0
20.	RECEPTOR 20	296.0	359.0	6.0
21.	RECEPTOR 21	310.0	379.0	6.0
22.	RECEPTOR 22	323.0	399.0	6.0
23.	RECEPTOR 23	337.0	419.0	6.0
24.	RECEPTOR 24	351.0	440.0	6.0
25.	RECEPTOR 25	365.0	460.0	6.0
26.	RECEPTOR 26	379.0	480.0	6.0
27.	RECEPTOR 27	392.0	500.0	6.0
28.	RECEPTOR 28	406.0	520.0	6.0
29.	RECEPTOR 29	420.0	540.0	6.0
30.	RECEPTOR 30	434.0	561.0	6.0

JOB: HSS FDR Air Quality Existing/No Jets

RUN: FDR DRIVE BET E 67TH-75TH STS/NO JETS

Receptor Data

RECEPTOR	COORDINATES (FT) X	Y	Z
31. RECEPTOR 31	447.0	581.0	6.0
32. RECEPTOR 32	461.0	601.0	6.0
33. RECEPTOR 33	475.0	621.0	6.0
34. RECEPTOR 34	489.0	641.0	6.0
35. RECEPTOR 35	503.0	661.0	6.0
36. RECEPTOR 36	516.0	681.0	6.0
37. RECEPTOR 37	530.0	702.0	6.0
38. RECEPTOR 38	544.0	722.0	6.0
39. RECEPTOR 39	558.0	742.0	6.0
40. RECEPTOR 40	571.0	762.0	6.0
41. RECEPTOR 41	585.0	782.0	6.0
42. RECEPTOR 42	599.0	802.0	6.0
43. RECEPTOR 43	613.0	822.0	6.0
44. RECEPTOR 44	627.0	843.0	6.0
45. RECEPTOR 45	640.0	863.0	6.0
46. RECEPTOR 46	654.0	883.0	6.0
47. RECEPTOR 47	668.0	903.0	6.0
48. RECEPTOR 48	682.0	923.0	6.0
49. RECEPTOR 49	696.0	943.0	6.0
50. RECEPTOR 50	709.0	964.0	6.0
51. RECEPTOR 51	723.0	984.0	6.0
52. RECEPTOR 52	737.0	1004.0	6.0
53. RECEPTOR 53	751.0	1024.0	6.0
54. RECEPTOR 54	764.0	1044.0	6.0
55. RECEPTOR 55	778.0	1064.0	6.0
56. RECEPTOR 56	792.0	1084.0	6.0
57. RECEPTOR 57	20.0	-44.0	6.0
58. RECEPTOR 58	6.0	-64.0	6.0
59. RECEPTOR 59	-7.0	-84.0	6.0
60. RECEPTOR 60	-21.0	-104.0	6.0

JOB: HSS FDR Air Quality Existing/No Jets

RUN: FDR DRIVE BET E 67TH-75TH STS/NO JETS

Model Results

Remarks : In search of the wind direction corresponding to the maximum concentration, only the first direction, of the directions with the same maximum concentrations, is indicated as the maximum.

* MAXIMUM HOURLY CONCENTRATIONS WITH ANY AMBIENT BACKGROUND CONCENTRATIONS (BKG) ADDED

(PPM)

	REC1	REC2	REC3	REC4	REC5	REC6	REC7	REC8	REC9	REC10
MAX+BKG	3.3	3.4	3.4	3.4	3.4	3.4	3.4	3.4	3.4	3.5
- BKG	.0	.0	.0	.0	.0	.0	.0	.0	.0	.0
MAX	3.3	3.4	3.4	3.4	3.4	3.4	3.4	3.4	3.4	3.5
WIND DIR	352	352	352	352	352	352	352	352	352	237
JULIAN	192	192	192	192	192	192	192	192	192	21
HOUR	16	16	16	16	16	16	16	16	16	8

	REC11	REC12	REC13	REC14	REC15	REC16	REC17	REC18	REC19	REC20
MAX+BKG	3.5	3.5	3.5	3.5	3.5	3.5	3.6	3.6	3.6	3.6
- BKG	.0	.0	.0	.0	.0	.0	.0	.0	.0	.0
MAX	3.5	3.5	3.5	3.5	3.5	3.5	3.6	3.6	3.6	3.6
WIND DIR	237	237	237	237	237	237	237	237	237	237
JULIAN	21	21	21	21	21	21	21	21	21	21
HOUR	8	8	8	8	8	8	8	8	8	8

	REC21	REC22	REC23	REC24	REC25	REC26	REC27	REC28	REC29	REC30
MAX+BKG	3.6	3.6	3.6	3.6	3.6	3.6	3.6	3.6	3.6	3.6
- BKG	.0	.0	.0	.0	.0	.0	.0	.0	.0	.0
MAX	3.6	3.6	3.6	3.6	3.6	3.6	3.6	3.6	3.6	3.6
WIND DIR	237	237	237	237	237	237	237	237	237	237
JULIAN	21	21	21	21	21	21	21	21	21	21
HOUR	8	8	8	8	8	8	8	8	8	8

	REC31	REC32	REC33	REC34	REC35	REC36	REC37	REC38	REC39	REC40
MAX+BKG	3.7	3.6	3.2	3.1	2.8	2.8	2.6	2.5	2.5	2.5
- BKG	.0	.0	.0	.0	.0	.0	.0	.0	.0	.0
MAX	3.7	3.6	3.2	3.1	2.8	2.8	2.6	2.5	2.5	2.5
WIND DIR	237	237	237	226	224	226	224	226	226	224
JULIAN	21	21	21	225	208	225	208	225	225	208
HOUR	8	8	8	7	20	7	20	7	7	20

JOB: HSS FDR Air Quality Existing/No Jets

RUN: FDR DRIVE BET E 67TH-75TH STS/NO JETS

* MAXIMUM HOURLY CONCENTRATIONS WITH ANY AMBIENT BACKGROUND CONCENTRATIONS (BKG) ADDED
* (PPM)

	REC41	REC42	REC43	REC44	REC45	REC46	REC47	REC48	REC49	REC50
MAX+BKG	2.4	2.4	2.4	2.2	2.2	2.2	2.1	2.1	2.1	2.1
- BKG	.0	.0	.0	.0	.0	.0	.0	.0	.0	.0
MAX	2.4	2.4	2.4	2.2	2.2	2.2	2.1	2.1	2.1	2.1
WIND DIR	226	224	226	237	237	237	224	224	224	224
JULIAN	225	208	225	21	21	21	208	208	208	208
HOUR	7	20	7	8	8	8	20	20	20	20

	REC51	REC52	REC53	REC54	REC55	REC56	REC57	REC58	REC59	REC60
MAX+BKG	2.1	2.1	2.1	2.1	2.1	2.1	3.0	2.8	2.6	2.6
- BKG	.0	.0	.0	.0	.0	.0	.0	.0	.0	.0
MAX	2.1	2.1	2.1	2.1	2.1	2.1	3.0	2.8	2.6	2.6
WIND DIR	226	237	226	224	224	224	21	21	28	21
JULIAN	225	21	225	208	208	208	307	307	116	307
HOUR	7	8	7	20	20	20	21	21	21	21

THE HIGHEST CONCENTRATION OF 3.70 PPM OCCURRED AT RECEPTOR REC31.

JOB: HSS FDR Air Quality Existing/No Jets

RUN: FDR DRIVE BET E 67TH-75TH STS/NO JETS

==========
Output Section
==========

NOTES PERTAINING TO THE REPORT

1. THE HIGHEST AVERAGE IN EACH OF THE FIRST TWO COLUMNS OF EACH TABLE BELOW ARE SUFFIXED BY AN ASTERISK (*). FOR PM OUTPUT, THERE IS ONLY ONE COLUMN AND ASTERISK FOR THE ANNUAL AVERAGE/PERIOD OF CONCERN TABLE.

2. THE NUMBERS IN PARENTHESES ARE THE JULIAN DAY AND ENDING HOUR FOR THE PRECEDING AVERAGE.

3. THE NUMBER OF CALM HOURS USED IN PRODUCING EACH AVERAGE ARE PREFIXED BY A C.

PRIMARY AVERAGES.

MAXIMUM 8-HOUR RUNNING NONOVERLAPPING AVERAGE CONCENTRATIONS
IN PARTS PER MILLION (PPM),
INCLUDING AMBIENT BACKGROUND CONCENTRATIONS.

Receptor Number	Highest Conc	Highest Ending Day Hr	Highest Calm	Second highest Conc	Second highest Ending Day Hr	Second highest Calm
1	1.82	(304,19)	C 2	1.71	(267,23)	C 0
2	1.85	(304,19)	C 2	1.74	(297,15)	C 1
3	1.90	(304,19)	C 2	1.73	(297,15)	C 1
4	1.90	(304,19)	C 2	1.76	(297,15)	C 1
5	1.90	(304,19)	C 2	1.73	(297,15)	C 1
6	1.90*	(304,19)	C 2	1.73	(297,15)	C 1
7	1.87	(304,19)	C 2	1.73	(297,15)	C 1
8	1.90	(304,19)	C 2	1.73	(297,15)	C 1
9	1.88	(304,19)	C 2	1.73	(297,15)	C 1
10	1.88	(304,19)	C 2	1.73	(297,15)	C 1
11	1.88	(304,19)	C 2	1.73	(297,15)	C 1
12	1.87	(304,19)	C 2	1.73	(297,15)	C 1
13	1.87	(304,19)	C 2	1.73	(297,15)	C 1
14	1.87	(304,19)	C 2	1.75	(352,24)	C 2
15	1.85	(304,21)	C 2	1.73	(352,24)	C 2
16	1.83	(304,21)	C 2	1.72	(352,24)	C 2
17	1.85	(304,21)	C 2	1.75	(352,24)	C 2
18	1.87	(304,19)	C 2	1.78	(352,24)	C 2
19	1.85	(304,19)	C 2	1.75	(352,24)	C 2
20	1.85	(304,21)	C 2	1.78	(352,24)	C 2
21	1.83	(304,21)	C 2	1.78	(352,24)	C 2
22	1.85	(304,21)	C 2	1.80	(352,24)	C 2
23	1.83	(304,21)	C 2	1.80	(352,24)	C 2
24	1.83	(304,21)	C 2	1.82	(352,24)	C 2

JOB: HSS FDR Air Quality Existing/No Jets RUN: FDR DRIVE BET E 67TH-75TH STS/NO JETS

MAXIMUM 8-HOUR RUNNING NONOVERLAPPING AVERAGE CONCENTRATIONS
IN PARTS PER MILLION (PPM),
INCLUDING AMBIENT BACKGROUND CONCENTRATIONS.

Receptor Number	Highest Conc	Highest Ending Day Hr	Highest Calm	Second highest Conc	Second highest Ending Day Hr	Second highest Calm
25	1.82	(352,24)	C 2	1.80	(304,21)	C 2
26	1.80	(352,24)	C 2	1.78	(304,21)	C 2
27	1.83	(352,24)	C 2	1.82*	(304,21)	C 2
28	1.82	(352,24)	C 2	1.72	(304,21)	C 2
29	1.82	(352,24)	C 2	1.67	(304,21)	C 2
30	1.82	(352,24)	C 2	1.66	(27,13)	C 0
31	1.83	(352,24)	C 2	1.69	(27,13)	C 0
32	1.62	(27,13)	C 0	1.62	(352,24)	C 2
33	1.58	(352,24)	C 2	1.50	(27,13)	C 0
34	1.50	(352,24)	C 2	1.35	(319,23)	C 0
35	1.40	(352,24)	C 2	1.31	(27,13)	C 0
36	1.33	(352,24)	C 2	1.23	(319,23)	C 0
37	1.30	(352,24)	C 2	1.23	(27,13)	C 0
38	1.25	(352,24)	C 2	1.17	(27,13)	C 0
39	1.18	(352,24)	C 2	1.10	(27,13)	C 0
40	1.18	(352,24)	C 2	1.12	(304,21)	C 2
41	1.18	(352,24)	C 2	1.07	(304,21)	C 2
42	1.18	(352,24)	C 2	1.08	(319,23)	C 0
43	1.12	(352,24)	C 2	1.08	(304,21)	C 2
44	1.10	(352,24)	C 2	1.10	(304,21)	C 2
45	1.10	(352,24)	C 2	1.08	(304,21)	C 2
46	1.13	(352,24)	C 2	1.05	(304,21)	C 2
47	1.12	(352,24)	C 2	1.05	(304,21)	C 2
48	1.10	(352,24)	C 2	1.07	(304,21)	C 2
49	1.05	(304,21)	C 2	1.03	(352,24)	C 2
50	1.08	(352,24)	C 2	1.08	(304,21)	C 2
51	1.08	(352,24)	C 2	1.05	(304,21)	C 2
52	1.07	(352,24)	C 2	1.03	(304,21)	C 2
53	1.07	(352,24)	C 2	1.00	(304,21)	C 2
54	1.10	(352,24)	C 2	1.08	(304,21)	C 2
55	1.08	(352,24)	C 2	1.02	(304,21)	C 2
56	1.08	(352,24)	C 2	1.02	(304,21)	C 2
57	1.59	(267,23)	C 0	1.58	(304,19)	C 2
58	1.49	(267,23)	C 0	1.46	(243, 1)	C 1
59	1.37	(243, 1)	C 1	1.34	(267,23)	C 0
60	1.34	(243, 1)	C 1	1.31	(267,23)	C 0

FIVE HIGHEST 1-HOUR END-TO-END AVERAGE CONCENTRATIONS IN PARTS PER MILLION
INCLUDING AMBIENT BACKGROUND CONCENTRATIONS.

Rcptr No.	Highest Conc	Highest Ending Day Hr	Highest Calm	Second Highest Conc	Second Highest Ending Day Hr	Second Highest Calm	Third Highest Conc	Third Highest Ending Day Hr	Third Highest Calm	Fourth Highest Conc	Fourth Highest Ending Day Hr	Fourth Highest Calm	Fifth Highest Conc	Fifth Highest Ending Day Hr	Fifth Highest Calm
1	3.30	(192,16)	C 0	3.30	(304,18)	C 0	3.20	(307,21)	C 0	3.00	(249,17)	C 0	3.00	(252, 8)	C 0

JOB: HSS FDR Air Quality Existing/No Jets

RUN: FDR DRIVE BET E 67TH-75TH STS/NO JETS

FIVE HIGHEST 1-HOUR END-TO-END AVERAGE CONCENTRATIONS IN PARTS PER MILLION
INCLUDING AMBIENT BACKGROUND CONCENTRATIONS.

Rcptr	Highest			Second Highest			Third Highest			Fourth Highest			Fifth Highest		
No.	Conc	Ending Day Hr	Calm	Conc	Ending Day Hr	Calm	Conc	Ending Day Hr	Calm	Conc	Ending Day Hr	Calm	Conc	Ending Day Hr	Calm
2	3.40	(192,16)	C 0	3.30	(304,18)	C 0	3.10	(307,21)	C 0	3.00	(252, 8)	C 0	3.00	(116,21)	C 0
3	3.40	(192,16)	C 0	3.30	(304,18)	C 0	3.10	(307,21)	C 0	3.00	(252, 8)	C 0	3.00	(116,21)	C 0
4	3.40	(192,16)	C 0	3.30	(304,18)	C 0	3.30	(307,21)	C 0	3.00	(249,17)	C 0	3.00	(252, 8)	C 0
5	3.40	(192,16)	C 0	3.30	(304,18)	C 0	3.20	(307,21)	C 0	3.00	(252, 8)	C 0	3.00	(293,18)	C 0
6	3.40	(192,16)	C 0	3.30	(304,18)	C 0	3.20	(307,21)	C 0	3.00	(252, 8)	C 0	3.00	(116,21)	C 0
7	3.40	(192,16)	C 0	3.30	(304,18)	C 0	3.20	(307,21)	C 0	3.10	(21, 8)	C 0	3.00	(252, 8)	C 0
8	3.40	(192,16)	C 0	3.30	(304,18)	C 0	3.20	(21, 8)	C 0	3.20	(307,21)	C 0	3.00	(24,17)	C 0
9	3.40	(192,16)	C 0	3.30	(21, 8)	C 0	3.30	(304,18)	C 0	3.20	(307,21)	C 0	3.00	(24,17)	C 0
10	3.50	(21, 8)	C 0	3.40	(192,16)	C 0	3.30	(304,18)	C 0	3.20	(307,21)	C 0	3.00	(24,17)	C 0
11	3.50	(21, 8)	C 0	3.40	(192,16)	C 0	3.30	(304,18)	C 0	3.20	(307,21)	C 0	3.00	(24,17)	C 0
12	3.50	(21, 8)	C 0	3.40	(192,16)	C 0	3.30	(304,18)	C 0	3.20	(307,21)	C 0	3.00	(252, 8)	C 0
13	3.50	(21, 8)	C 0	3.40	(192,16)	C 0	3.30	(304,18)	C 0	3.20	(307,21)	C 0	3.00	(24,17)	C 0
14	3.50	(21, 8)	C 0	3.40	(192,16)	C 0	3.30	(304,18)	C 0	3.10	(307,21)	C 0	3.00	(24,17)	C 0
15	3.50	(21, 8)	C 0	3.40	(192,16)	C 0	3.30	(304,18)	C 0	3.00	(24,17)	C 0	3.00	(252, 8)	C 0
16	3.50	(21, 8)	C 0	3.30	(304,18)	C 0	3.20	(192,16)	C 0	3.00	(252, 8)	C 0	3.00	(47,10)	C 0
17	3.60	(21, 8)	C 0	3.30	(192,16)	C 0	3.30	(304,18)	C 0	3.20	(225, 7)	C 0	3.00	(24,17)	C 0
18	3.60	(21, 8)	C 0	3.30	(192,16)	C 0	3.30	(225, 7)	C 0	3.30	(304,18)	C 0	3.10	(47,10)	C 0
19	3.60	(21, 8)	C 0	3.40	(192,16)	C 0	3.30	(225, 7)	C 0	3.30	(304,18)	C 0	3.20	(208,20)	C 0
20	3.60	(21, 8)	C 0	3.40	(192,16)	C 0	3.30	(208,20)	C 0	3.30	(225, 7)	C 0	3.20	(304,18)	C 0
21	3.60	(21, 8)	C 0	3.40	(192,16)	C 0	3.30	(225, 7)	C 0	3.20	(304,18)	C 0	3.20	(208,20)	C 0
22	3.60	(21, 8)	C 0	3.40	(192,16)	C 0	3.30	(208,20)	C 0	3.30	(225, 7)	C 0	3.30	(304,18)	C 0
23	3.60	(21, 8)	C 0	3.40	(192,16)	C 0	3.30	(208,20)	C 0	3.30	(225, 7)	C 0	3.30	(304,18)	C 0
24	3.60	(21, 8)	C 0	3.40	(225, 7)	C 0	3.30	(192,16)	C 0	3.30	(208,20)	C 0	3.20	(304,18)	C 0
25	3.60	(21, 8)	C 0	3.40	(225, 7)	C 0	3.20	(192,16)	C 0	3.20	(208,20)	C 0	3.20	(304,18)	C 0
26	3.60	(21, 8)	C 0	3.30	(225, 7)	C 0	3.20	(208,20)	C 0	3.20	(304,18)	C 0	3.10	(47,10)	C 0
27	3.60	(21, 8)	C 0	3.40	(225, 7)	C 0	3.40	(208,20)	C 0	3.20	(192,16)	C 0	3.10	(47,10)	C 0
28	3.60	(21, 8)	C 0	3.50*	(225, 7)	C 0	3.40	(208,20)	C 0	3.10	(47,10)	C 0	3.00	(24,17)	C 0
29	3.60	(21, 8)	C 0	3.40	(225, 7)	C 0	3.30	(208,20)	C 0	3.10	(47,10)	C 0	3.00	(24,17)	C 0
30	3.60	(21, 8)	C 0	3.40	(225, 7)	C 0	3.30	(208,20)	C 0	3.10	(47,10)	C 0	3.00	(24,17)	C 0
31	3.70*	(21, 8)	C 0	3.50	(225, 7)	C 0	3.40	(208,20)	C 0	3.20	(47,10)	C 0	3.10	(27, 8)	C 0
32	3.60	(21, 8)	C 0	3.30	(225, 7)	C 0	3.20	(208,20)	C 0	3.00	(27, 8)	C 0	3.00	(47,10)	C 0
33	3.20	(21, 8)	C 0	3.20	(225, 7)	C 0	3.10	(208,20)	C 0	2.90	(27, 8)	C 0	2.80	(47,10)	C 0
34	3.10	(225, 7)	C 0	2.90	(21, 8)	C 0	2.90	(208,20)	C 0	2.70	(47,10)	C 0	2.70	(353,18)	C 0
35	2.80	(208,20)	C 0	2.80	(225, 7)	C 0	2.70	(21, 8)	C 0	2.50	(27, 8)	C 0	2.50	(47,10)	C 0
36	2.80	(225, 7)	C 0	2.70	(208,20)	C 0	2.60	(21, 8)	C 0	2.40	(29, 8)	C 0	2.40	(27, 8)	C 0
37	2.60	(208,20)	C 0	2.60	(225, 7)	C 0	2.50	(21, 8)	C 0	2.30	(27, 8)	C 0	2.30	(29, 8)	C 0
38	2.50	(225, 7)	C 0	2.50	(208,20)	C 0	2.40	(21, 8)	C 0	2.20	(27, 8)	C 0	2.20	(353,18)	C 0
39	2.50	(225, 7)	C 0	2.40	(21, 8)	C 0	2.40	(208,20)	C 0	2.10	(29, 8)	C 0	2.10	(47,10)	C 0
40	2.50	(208,20)	C 0	2.40	(225, 7)	C 0	2.20	(21, 8)	C 0	2.20	(353,18)	C 0	2.00	(27, 8)	C 0
41	2.40	(225, 7)	C 0	2.30	(208,20)	C 0	2.20	(21, 8)	C 0	2.00	(47,10)	C 0	1.90	(29, 8)	C 0
42	2.40	(208,20)	C 0	2.30	(225, 7)	C 0	2.20	(21, 8)	C 0	1.90	(60,23)	C 0	1.90	(27, 8)	C 0

JOB: HSS FDR Air Quality Existing/No Jets

RUN: FDR DRIVE BET E 67TH-75TH STS/NO JETS

FIVE HIGHEST 1-HOUR END-TO-END AVERAGE CONCENTRATIONS IN PARTS PER MILLION
INCLUDING AMBIENT BACKGROUND CONCENTRATIONS.

Rcptr	Highest			Second Highest			Third Highest			Fourth Highest			Fifth Highest		
No.	Conc	Ending Day Hr	Calm	Conc	Ending Day Hr	Calm	Conc	Ending Day Hr	Calm	Conc	Ending Day Hr	Calm	Conc	Ending Day Hr	Calm
43	2.40	(225, 7)	C 0	2.20	(208,20)	C 0	2.00	(21, 8)	C 0	2.00	(47,10)	C 0	1.80	(29, 8)	C 0
44	2.20	(21, 8)	C 0	2.10	(208,20)	C 0	2.10	(225, 7)	C 0	1.90	(192,16)	C 0	1.90	(304,18)	C 0
45	2.20	(21, 8)	C 0	2.20	(225, 7)	C 0	2.10	(208,20)	C 0	1.90	(27, 8)	C 0	1.90	(47,10)	C 0
46	2.20	(21, 8)	C 0	2.20	(225, 7)	C 0	2.10	(208,20)	C 0	1.90	(47,10)	C 0	1.90	(192,16)	C 0
47	2.10	(208,20)	C 0	2.10	(225, 7)	C 0	2.10	(21, 8)	C 0	1.90	(47,10)	C 0	1.90	(192,16)	C 0
48	2.10	(208,20)	C 0	2.10	(225, 7)	C 0	2.10	(21, 8)	C 0	1.90	(47,10)	C 0	1.90	(192,16)	C 0
49	2.10	(208,20)	C 0	2.10	(225, 7)	C 0	2.10	(21, 8)	C 0	1.90	(47,10)	C 0	1.90	(304,18)	C 0
50	2.10	(208,20)	C 0	2.10	(225, 7)	C 0	2.10	(21, 8)	C 0	2.00	(192,16)	C 0	1.90	(47,10)	C 0
51	2.10	(225, 7)	C 0	2.10	(21, 8)	C 0	2.10	(208,20)	C 0	1.90	(27, 8)	C 0	1.90	(47,10)	C 0
52	2.10	(21, 8)	C 0	2.10	(225, 7)	C 0	2.00	(208,20)	C 0	1.90	(47,10)	C 0	1.90	(304,18)	C 0
53	2.10	(225, 7)	C 0	2.00	(21, 8)	C 0	2.00	(208,20)	C 0	1.90	(47,10)	C 0	1.90	(304,18)	C 0
54	2.10	(208,20)	C 0	2.10	(225, 7)	C 0	2.10	(304,18)	C 0	2.00	(21, 8)	C 0	1.90	(47,10)	C 0
55	2.10	(208,20)	C 0	2.00	(21, 8)	C 0	2.00	(225, 7)	C 0	1.90	(47,10)	C 0	1.90	(192,16)	C 0
56	2.10	(208,20)	C 0	2.00	(21, 8)	C 0	2.00	(225, 7)	C 0	1.90	(304,18)	C 0	1.80	(27, 8)	C 0
57	3.00	(307,21)	C 0	2.90	(304,18)	C 0	2.80	(116,21)	C 0	2.80	(192,16)	C 0	2.70	(297,19)	C 0
58	2.80	(307,21)	C 0	2.70	(116,21)	C 0	2.70	(297,19)	C 0	2.70	(304,18)	C 0	2.50	(192,16)	C 0
59	2.60	(116,21)	C 0	2.60	(297,19)	C 0	2.60	(307,21)	C 0	2.30	(297,20)	C 0	2.30	(192,16)	C 0
60	2.60	(307,21)	C 0	2.50	(116,21)	C 0	2.50	(297,19)	C 0	2.20	(192,16)	C 0	2.20	(297,20)	C 0

MAXIMUM 8-HOUR AVERAGED LINK CONTRIBUTIONS
IN PARTS PER MILLION (PPM)
INCLUDING AMBIENT BACKGROUND CONCENTRATIONS.

Rcptr No.	Total Conc	Ending Day Hr	Ambient Backgnd	Total Link	Link +1	Link +2	Link +3	Link +4	Link +5	Link +6	Link +7	Link +8	Link +9	Link +10
1	1.82	(304,19)	.00	1.82	.02	1.12	.02	.00	.00	.02	.60	.02	.00	.03
2	1.85	(304,19)	.00	1.85	.00	1.18	.02	.00	.00	.02	.60	.00	.00	.03
3	1.90	(304,19)	.00	1.90	.00	1.20	.02	.00	.00	.02	.62	.00	.00	.05
4	1.90	(304,19)	.00	1.90	.00	1.20	.02	.00	.00	.02	.62	.00	.00	.05
5	1.90	(304,19)	.00	1.90	.00	1.20	.02	.00	.00	.02	.62	.00	.00	.05
6	1.90	(304,19)	.00	1.90	.00	1.20	.02	.00	.00	.02	.62	.00	.00	.05
7	1.87	(304,19)	.00	1.87	.00	1.18	.02	.00	.00	.02	.60	.00	.00	.05
8	1.90	(304,19)	.00	1.90	.00	1.20	.02	.00	.00	.02	.62	.00	.00	.05
9	1.88	(304,19)	.00	1.88	.00	1.18	.02	.00	.00	.02	.62	.00	.00	.05
10	1.88	(304,19)	.00	1.88	.00	1.18	.02	.00	.00	.02	.62	.00	.00	.05
11	1.88	(304,19)	.00	1.88	.00	1.18	.02	.00	.00	.02	.62	.00	.00	.05
12	1.87	(304,19)	.00	1.87	.00	1.18	.02	.00	.00	.02	.60	.00	.00	.05
13	1.87	(304,19)	.00	1.87	.00	1.18	.02	.00	.00	.02	.60	.00	.00	.05
14	1.87	(304,19)	.00	1.87	.00	1.18	.02	.00	.00	.02	.60	.00	.00	.05
15	1.85	(304,21)	.00	1.85	.02	1.22	.02	.00	.00	.02	.53	.02	.00	.03

JOB: HSS FDR Air Quality Existing/No Jets

RUN: FDR DRIVE BET E 67TH-75TH STS/NO JETS

LINK CONTRIBUTION TABLES

MAXIMUM 8-HOUR AVERAGED LINK CONTRIBUTIONS
IN PARTS PER MILLION (PPM)
INCLUDING AMBIENT BACKGROUND CONCENTRATIONS.

Rcptr No.	Total Conc	Ending Day Hr	Ambient Backgnd	Total Link	Link +1	Link +2	Link +3	Link +4	Link +5	Link +6	Link +7	Link +8	Link +9	Link +10
16	1.83	(304,21)	.00	1.83	.02	1.20	.02	.00	.00	.02	.53	.02	.00	.03
17	1.85	(304,21)	.00	1.85	.02	1.22	.02	.00	.00	.02	.53	.02	.00	.03
18	1.87	(304,19)	.00	1.87	.00	1.17	.02	.00	.02	.02	.60	.00	.00	.05
19	1.85	(304,19)	.00	1.85	.00	1.17	.02	.00	.02	.02	.58	.00	.00	.05
20	1.85	(304,21)	.00	1.85	.00	1.20	.03	.00	.02	.03	.52	.02	.00	.03
21	1.83	(304,21)	.00	1.83	.00	1.20	.03	.00	.02	.03	.52	.00	.00	.03
22	1.85	(304,21)	.00	1.85	.00	1.20	.03	.00	.02	.05	.50	.00	.00	.05
23	1.83	(304,21)	.00	1.83	.00	1.18	.03	.00	.02	.05	.50	.00	.00	.05
24	1.83	(304,21)	.00	1.83	.00	1.18	.03	.02	.02	.05	.48	.00	.00	.05
25	1.82	(352,24)	.00	1.82	.00	1.23	.00	.00	.00	.00	.53	.00	.00	.05
26	1.80	(352,24)	.00	1.80	.00	1.22	.00	.00	.00	.00	.53	.00	.00	.05
27	1.83	(352,24)	.00	1.83	.00	1.25	.00	.00	.00	.00	.53	.00	.00	.05
28	1.82	(352,24)	.00	1.82	.00	1.23	.00	.00	.00	.00	.53	.00	.00	.05
29	1.82	(352,24)	.00	1.82	.00	1.23	.00	.00	.00	.00	.53	.00	.00	.05
30	1.82	(352,24)	.00	1.82	.00	1.25	.00	.00	.00	.02	.52	.00	.00	.03
31	1.83	(352,24)	.00	1.83	.00	1.23	.05	.00	.00	.05	.45	.00	.02	.03
32	1.62	(27,13)	.00	1.63	.00	1.01	.01	.00	.00	.00	.56	.00	.00	.04
33	1.58	(352,24)	.00	1.58	.00	.75	.28	.00	.00	.08	.40	.00	.02	.05
34	1.50	(352,24)	.00	1.50	.00	.57	.38	.00	.00	.10	.38	.00	.02	.05
35	1.40	(352,24)	.00	1.40	.00	.45	.43	.00	.00	.10	.35	.00	.02	.05
36	1.33	(352,24)	.00	1.33	.00	.35	.48	.00	.00	.13	.32	.00	.02	.03
37	1.30	(352,24)	.00	1.30	.00	.30	.52	.00	.00	.17	.28	.00	.02	.02
38	1.25	(352,24)	.00	1.25	.00	.27	.53	.00	.00	.17	.25	.00	.02	.02
39	1.18	(352,24)	.00	1.18	.00	.22	.53	.00	.00	.18	.22	.00	.02	.02
40	1.18	(352,24)	.00	1.18	.00	.18	.57	.00	.00	.20	.20	.00	.02	.02
41	1.18	(352,24)	.00	1.18	.00	.17	.60	.00	.00	.20	.20	.00	.02	.00
42	1.18	(352,24)	.00	1.18	.00	.15	.60	.00	.00	.23	.18	.00	.02	.00
43	1.12	(352,24)	.00	1.12	.00	.13	.60	.00	.00	.23	.13	.00	.02	.00
44	1.10	(352,24)	.00	1.10	.00	.12	.60	.00	.00	.25	.12	.00	.02	.00
45	1.10	(352,24)	.00	1.10	.00	.12	.60	.00	.00	.25	.12	.00	.02	.00
46	1.13	(352,24)	.00	1.13	.00	.12	.62	.00	.00	.27	.12	.00	.02	.00
47	1.12	(352,24)	.00	1.12	.00	.10	.62	.00	.00	.27	.12	.00	.02	.00
48	1.10	(352,24)	.00	1.10	.00	.08	.62	.00	.00	.27	.12	.00	.02	.00
49	1.05	(304,21)	.00	1.05	.00	.03	.58	.05	.07	.25	.03	.00	.03	.00
50	1.08	(352,24)	.00	1.08	.00	.07	.65	.00	.00	.27	.07	.00	.03	.00
51	1.08	(352,24)	.00	1.08	.00	.07	.65	.00	.00	.27	.07	.00	.03	.00
52	1.07	(352,24)	.00	1.07	.00	.07	.63	.00	.00	.27	.07	.00	.03	.00
53	1.07	(352,24)	.00	1.07	.00	.07	.63	.00	.00	.27	.07	.00	.03	.00
54	1.10	(352,24)	.00	1.10	.00	.07	.65	.00	.02	.27	.07	.00	.03	.00

JOB: HSS FDR Air Quality Existing/No Jets

RUN: FDR DRIVE BET E 67TH-75TH STS/NO JETS

LINK CONTRIBUTION TABLES

MAXIMUM 8-HOUR AVERAGED LINK CONTRIBUTIONS
IN PARTS PER MILLION (PPM)
INCLUDING AMBIENT BACKGROUND CONCENTRATIONS.

Rcptr No.	Total Conc	Ending Day Hr	Ambient Backgnd	Total Link	Link +1	Link +2	Link +3	Link +4	Link +5	Link +6	Link +7	Link +8	Link +9	Link +10
55	1.08	(352,24)	.00	1.08	.00	.07	.63	.02	.05	.23	.07	.00	.02	.00
56	1.08	(352,24)	.00	1.08	.00	.07	.53	.12	.08	.20	.07	.00	.02	.00
57	1.59	(267,23)	.00	1.59	.14	.93	.01	.00	.00	.00	.49	.00	.00	.03
58	1.49	(267,23)	.00	1.49	.29	.68	.01	.00	.00	.00	.47	.01	.00	.03
59	1.37	(243, 1)	.00	1.37	.26	.61	.01	.00	.00	.01	.44	.00	.00	.03
60	1.34	(243, 1)	.00	1.34	.34	.50	.01	.00	.00	.01	.40	.04	.00	.03

SECOND HIGHEST 8-HOUR AVERAGED LINK CONTRIBUTIONS
IN PARTS PER MILLION (PPM)
INCLUDING AMBIENT BACKGROUND CONCENTRATIONS.

Rcptr No.	Total Conc	Ending Day Hr	Ambient Backgnd	Total Link	Link +1	Link +2	Link +3	Link +4	Link +5	Link +6	Link +7	Link +8	Link +9	Link +10
1	1.71	(267,23)	.00	1.71	.00	1.19	.01	.00	.00	.00	.49	.00	.00	.03
2	1.74	(297,15)	.00	1.74	.00	1.06	.00	.00	.00	.00	.61	.00	.00	.07
3	1.73	(297,15)	.00	1.73	.00	1.03	.00	.00	.00	.00	.63	.00	.00	.07
4	1.76	(297,15)	.00	1.76	.00	1.06	.00	.00	.00	.00	.63	.00	.00	.07
5	1.73	(297,15)	.00	1.73	.00	1.03	.00	.00	.00	.00	.63	.00	.00	.07
6	1.73	(297,15)	.00	1.73	.00	1.03	.00	.00	.00	.00	.63	.00	.00	.07
7	1.73	(297,15)	.00	1.73	.00	1.03	.00	.00	.00	.00	.63	.00	.00	.07
8	1.73	(297,15)	.00	1.73	.00	1.03	.00	.00	.00	.00	.63	.00	.00	.07
9	1.73	(297,15)	.00	1.73	.00	1.03	.00	.00	.00	.00	.63	.00	.00	.07
10	1.73	(297,15)	.00	1.73	.00	1.03	.00	.00	.00	.00	.63	.00	.00	.07
11	1.73	(297,15)	.00	1.73	.00	1.03	.00	.00	.00	.00	.63	.00	.00	.07
12	1.73	(297,15)	.00	1.73	.00	1.03	.00	.00	.00	.00	.63	.00	.00	.07
13	1.73	(297,15)	.00	1.73	.00	1.03	.00	.00	.00	.00	.63	.00	.00	.07
14	1.75	(352,24)	.00	1.75	.05	1.15	.00	.00	.00	.00	.47	.05	.00	.03
15	1.73	(352,24)	.00	1.73	.03	1.15	.00	.00	.00	.00	.47	.05	.00	.03
16	1.72	(352,24)	.00	1.72	.02	1.15	.00	.00	.00	.00	.47	.05	.00	.03
17	1.75	(352,24)	.00	1.75	.00	1.18	.00	.00	.00	.00	.48	.05	.00	.03
18	1.78	(352,24)	.00	1.78	.00	1.22	.00	.00	.00	.00	.50	.03	.00	.03
19	1.75	(352,24)	.00	1.75	.00	1.22	.00	.00	.00	.00	.50	.00	.00	.03
20	1.78	(352,24)	.00	1.78	.00	1.22	.00	.00	.00	.00	.52	.00	.00	.05
21	1.78	(352,24)	.00	1.78	.00	1.20	.00	.00	.00	.00	.53	.00	.00	.05
22	1.80	(352,24)	.00	1.80	.00	1.22	.00	.00	.00	.00	.53	.00	.00	.05
23	1.80	(352,24)	.00	1.80	.00	1.22	.00	.00	.00	.00	.53	.00	.00	.05
24	1.82	(352,24)	.00	1.82	.00	1.23	.00	.00	.00	.00	.53	.00	.00	.05
25	1.80	(304,21)	.00	1.80	.00	1.15	.07	.02	.02	.05	.45	.00	.00	.05

JOB: HSS FDR Air Quality Existing/No Jets

RUN: FDR DRIVE BET E 67TH-75TH STS/NO JETS

LINK CONTRIBUTION TABLES

SECOND HIGHEST 8-HOUR AVERAGED LINK CONTRIBUTIONS
IN PARTS PER MILLION (PPM)
INCLUDING AMBIENT BACKGROUND CONCENTRATIONS.

Rcptr No.	Total Conc	Ending Day Hr	Ambient Backgnd	Total Link	Link +1	Link +2	Link +3	Link +4	Link +5	Link +6	Link +7	Link +8	Link +9	Link +10
26	1.78	(304,21)	.00	1.78	.00	1.13	.07	.02	.02	.07	.43	.00	.02	.03
27	1.82	(304,21)	.00	1.82	.00	1.15	.07	.02	.02	.10	.42	.00	.02	.03
28	1.72	(304,21)	.00	1.72	.00	1.08	.10	.02	.02	.12	.35	.00	.02	.02
29	1.67	(304,21)	.00	1.67	.00	1.02	.15	.02	.02	.15	.28	.00	.02	.02
30	1.66	(27,13)	.00	1.66	.00	1.09	.00	.00	.00	.00	.54	.00	.00	.04
31	1.69	(27,13)	.00	1.69	.00	1.09	.00	.00	.00	.00	.56	.00	.00	.04
32	1.62	(352,24)	.00	1.62	.00	.95	.13	.00	.00	.08	.40	.00	.02	.03
33	1.50	(27,13)	.00	1.50	.00	.76	.16	.00	.00	.00	.54	.00	.00	.04
34	1.35	(319,23)	.00	1.35	.00	.70	.21	.00	.00	.00	.42	.00	.00	.01
35	1.31	(27,13)	.00	1.31	.00	.44	.31	.00	.00	.08	.45	.00	.00	.04
36	1.23	(319,23)	.00	1.23	.00	.49	.36	.00	.00	.00	.36	.00	.00	.01
37	1.23	(27,13)	.00	1.23	.00	.30	.43	.00	.00	.13	.35	.00	.00	.03
38	1.17	(27,13)	.00	1.17	.00	.27	.45	.00	.00	.13	.30	.00	.00	.03
39	1.10	(27,13)	.00	1.10	.00	.23	.45	.00	.00	.14	.26	.00	.00	.03
40	1.12	(304,21)	.00	1.12	.00	.08	.62	.02	.02	.27	.07	.00	.03	.02
41	1.07	(304,21)	.00	1.07	.00	.07	.62	.02	.02	.27	.05	.00	.03	.00
42	1.08	(319,23)	.00	1.08	.00	.23	.47	.00	.00	.14	.24	.00	.00	.00
43	1.08	(304,21)	.00	1.08	.00	.07	.62	.02	.03	.27	.05	.00	.03	.00
44	1.10	(304,21)	.00	1.10	.00	.05	.62	.03	.05	.27	.05	.00	.03	.00
45	1.08	(304,21)	.00	1.08	.00	.03	.63	.03	.05	.27	.03	.00	.03	.00
46	1.05	(304,21)	.00	1.05	.00	.03	.62	.03	.05	.25	.03	.00	.03	.00
47	1.05	(304,21)	.00	1.05	.00	.03	.62	.03	.05	.25	.03	.00	.03	.00
48	1.07	(304,21)	.00	1.07	.00	.03	.62	.05	.05	.25	.03	.00	.03	.00
49	1.03	(352,24)	.00	1.03	.00	.07	.60	.00	.00	.27	.07	.00	.03	.00
50	1.08	(304,21)	.00	1.08	.00	.03	.60	.07	.08	.23	.03	.00	.03	.00
51	1.05	(304,21)	.00	1.05	.00	.02	.58	.07	.12	.22	.03	.00	.02	.00
52	1.03	(304,21)	.00	1.03	.00	.02	.57	.10	.13	.20	.02	.00	.00	.00
53	1.00	(304,21)	.00	1.00	.00	.02	.52	.13	.17	.15	.02	.00	.00	.00
54	1.08	(304,21)	.00	1.08	.00	.02	.50	.20	.23	.12	.02	.00	.00	.00
55	1.02	(304,21)	.00	1.02	.00	.02	.35	.32	.25	.07	.02	.00	.00	.00
56	1.02	(304,21)	.00	1.02	.00	.02	.17	.48	.28	.05	.02	.00	.00	.00
57	1.58	(304,19)	.00	1.58	.28	.65	.00	.00	.00	.02	.53	.07	.00	.03
58	1.46	(243, 1)	.00	1.46	.20	.76	.01	.00	.00	.01	.44	.00	.00	.03
59	1.34	(267,23)	.00	1.34	.32	.53	.00	.00	.00	.00	.43	.04	.00	.03
60	1.31	(267,23)	.00	1.31	.43	.43	.00	.00	.00	.00	.36	.08	.00	.03

JOB: HSS FDR Air Quality Existing/No Jets

RUN: FDR DRIVE BET E 67TH-75TH STS/NO JETS

LINK CONTRIBUTION TABLES

MAXIMUM 1-HOUR AVERAGED LINK CONTRIBUTIONS
IN PARTS PER MILLION (PPM)
INCLUDING AMBIENT BACKGROUND CONCENTRATIONS.

Rcptr No.	Total Conc	Ending Day Hr	Ambient Backgnd	Total Link	Link +1	Link +2	Link +3	Link +4	Link +5	Link +6	Link +7	Link +8	Link +9	Link +10
1	3.30	(192,16)	.00	3.30	.20	1.90	.00	.00	.00	.00	1.00	.10	.00	.10
2	3.40	(192,16)	.00	3.40	.00	2.20	.00	.00	.00	.00	1.10	.00	.00	.10
3	3.40	(192,16)	.00	3.40	.00	2.20	.00	.00	.00	.00	1.10	.00	.00	.10
4	3.40	(192,16)	.00	3.40	.00	2.20	.00	.00	.00	.00	1.10	.00	.00	.10
5	3.40	(192,16)	.00	3.40	.00	2.20	.00	.00	.00	.00	1.10	.00	.00	.10
6	3.40	(192,16)	.00	3.40	.00	2.20	.00	.00	.00	.00	1.10	.00	.00	.10
7	3.40	(192,16)	.00	3.40	.00	2.20	.00	.00	.00	.00	1.10	.00	.00	.10
8	3.40	(192,16)	.00	3.40	.00	2.20	.00	.00	.00	.00	1.10	.00	.00	.10
9	3.40	(192,16)	.00	3.40	.00	2.20	.00	.00	.00	.00	1.10	.00	.00	.10
10	3.50	(21, 8)	.00	3.50	.10	2.20	.00	.00	.00	.00	.90	.20	.00	.10
11	3.50	(21, 8)	.00	3.50	.10	2.20	.00	.00	.00	.00	1.00	.10	.00	.10
12	3.50	(21, 8)	.00	3.50	.10	2.20	.00	.00	.00	.00	1.00	.10	.00	.10
13	3.50	(21, 8)	.00	3.50	.00	2.20	.00	.00	.00	.00	1.10	.10	.00	.10
14	3.50	(21, 8)	.00	3.50	.00	2.20	.00	.00	.00	.00	1.10	.10	.00	.10
15	3.50	(21, 8)	.00	3.50	.00	2.20	.00	.00	.00	.00	1.10	.10	.00	.10
16	3.50	(21, 8)	.00	3.50	.00	2.20	.00	.00	.00	.00	1.10	.10	.00	.10
17	3.60	(21, 8)	.00	3.60	.00	2.30	.00	.00	.00	.00	1.10	.10	.00	.10
18	3.60	(21, 8)	.00	3.60	.00	2.30	.00	.00	.00	.00	1.20	.00	.00	.10
19	3.60	(21, 8)	.00	3.60	.00	2.30	.00	.00	.00	.00	1.20	.00	.00	.10
20	3.60	(21, 8)	.00	3.60	.00	2.30	.00	.00	.00	.00	1.20	.00	.00	.10
21	3.60	(21, 8)	.00	3.60	.00	2.30	.00	.00	.00	.00	1.20	.00	.00	.10
22	3.60	(21, 8)	.00	3.60	.00	2.30	.00	.00	.00	.00	1.20	.00	.00	.10
23	3.60	(21, 8)	.00	3.60	.00	2.30	.00	.00	.00	.00	1.20	.00	.00	.10
24	3.60	(21, 8)	.00	3.60	.00	2.30	.00	.00	.00	.00	1.20	.00	.00	.10
25	3.60	(21, 8)	.00	3.60	.00	2.30	.00	.00	.00	.00	1.20	.00	.00	.10
26	3.60	(21, 8)	.00	3.60	.00	2.30	.00	.00	.00	.00	1.20	.00	.00	.10
27	3.60	(21, 8)	.00	3.60	.00	2.30	.00	.00	.00	.00	1.20	.00	.00	.10
28	3.60	(21, 8)	.00	3.60	.00	2.30	.00	.00	.00	.00	1.20	.00	.00	.10
29	3.60	(21, 8)	.00	3.60	.00	2.30	.00	.00	.00	.00	1.20	.00	.00	.10
30	3.60	(21, 8)	.00	3.60	.00	2.30	.00	.00	.00	.00	1.20	.00	.00	.10
31	3.70	(21, 8)	.00	3.70	.00	2.40	.00	.00	.00	.00	1.20	.00	.00	.10
32	3.60	(21, 8)	.00	3.60	.00	2.20	.10	.00	.00	.00	1.20	.00	.00	.10
33	3.20	(21, 8)	.00	3.20	.00	1.50	.40	.00	.00	.00	1.20	.00	.00	.10
34	3.10	(225, 7)	.00	3.10	.00	1.40	.50	.00	.00	.00	1.10	.00	.00	.10
35	2.80	(208,20)	.00	2.80	.00	1.20	.60	.00	.00	.00	.90	.00	.00	.10
36	2.80	(225, 7)	.00	2.80	.00	.90	.70	.00	.00	.10	1.00	.00	.00	.10
37	2.60	(208,20)	.00	2.60	.00	.80	.80	.00	.00	.10	.80	.00	.00	.10
38	2.50	(225, 7)	.00	2.50	.00	.60	.80	.00	.00	.20	.80	.00	.00	.10
39	2.50	(225, 7)	.00	2.50	.00	.60	.90	.00	.00	.20	.70	.00	.00	.10

JOB: HSS FDR Air Quality Existing/No Jets

RUN: FDR DRIVE BET E 67TH-75TH STS/NO JETS

LINK CONTRIBUTION TABLES

MAXIMUM 1-HOUR AVERAGED LINK CONTRIBUTIONS
IN PARTS PER MILLION (PPM)
INCLUDING AMBIENT BACKGROUND CONCENTRATIONS.

Rcptr No.	Total Conc	Ending Day Hr	Ambient Backgnd	Total Link	Link +1	Link +2	Link +3	Link +4	Link +5	Link +6	Link +7	Link +8	Link +9	Link +10
40	2.50	(208,20)	.00	2.50	.00	.60	1.00	.00	.00	.20	.60	.00	.00	.10
41	2.40	(225, 7)	.00	2.40	.00	.40	1.00	.00	.00	.30	.60	.00	.00	.10
42	2.40	(208,20)	.00	2.40	.00	.50	1.00	.00	.00	.30	.50	.00	.00	.10
43	2.40	(225, 7)	.00	2.40	.00	.40	1.00	.00	.00	.40	.50	.00	.00	.10
44	2.20	(21, 8)	.00	2.20	.00	.10	1.20	.00	.00	.60	.20	.00	.10	.00
45	2.20	(21, 8)	.00	2.20	.00	.10	1.20	.00	.00	.60	.20	.00	.10	.00
46	2.20	(21, 8)	.00	2.20	.00	.10	1.20	.00	.00	.60	.20	.00	.10	.00
47	2.10	(208,20)	.00	2.10	.00	.30	1.10	.00	.00	.40	.30	.00	.00	.00
48	2.10	(208,20)	.00	2.10	.00	.30	1.10	.00	.00	.40	.30	.00	.00	.00
49	2.10	(208,20)	.00	2.10	.00	.30	1.10	.00	.00	.40	.30	.00	.00	.00
50	2.10	(208,20)	.00	2.10	.00	.20	1.20	.00	.00	.40	.30	.00	.00	.00
51	2.10	(225, 7)	.00	2.10	.00	.20	1.10	.00	.00	.50	.30	.00	.00	.00
52	2.10	(21, 8)	.00	2.10	.00	.10	1.20	.00	.00	.60	.10	.00	.10	.00
53	2.10	(225, 7)	.00	2.10	.00	.20	1.10	.00	.00	.50	.20	.00	.10	.00
54	2.10	(208,20)	.00	2.10	.00	.20	1.20	.00	.00	.40	.20	.00	.10	.00
55	2.10	(208,20)	.00	2.10	.00	.20	1.20	.00	.00	.40	.20	.00	.10	.00
56	2.10	(208,20)	.00	2.10	.00	.20	1.20	.00	.00	.40	.20	.00	.10	.00
57	3.00	(307,21)	.00	3.00	.20	1.80	.00	.00	.00	.00	.90	.00	.00	.10
58	2.80	(307,21)	.00	2.80	.40	1.40	.00	.00	.00	.00	.90	.00	.00	.10
59	2.60	(116,21)	.00	2.60	.40	1.20	.10	.00	.00	.10	.70	.00	.00	.10
60	2.60	(307,21)	.00	2.60	.70	.90	.00	.00	.00	.00	.80	.10	.00	.10

SECOND HIGHEST 1-HOUR AVERAGED LINK CONTRIBUTIONS
IN PARTS PER MILLION (PPM)
INCLUDING AMBIENT BACKGROUND CONCENTRATIONS.

Rcptr No.	Total Conc	Ending Day Hr	Ambient Backgnd	Total Link	Link +1	Link +2	Link +3	Link +4	Link +5	Link +6	Link +7	Link +8	Link +9	Link +10
1	3.30	(304,18)	.00	3.30	.00	2.10	.00	.00	.00	.00	1.10	.00	.00	.10
2	3.30	(304,18)	.00	3.30	.00	2.10	.00	.00	.00	.00	1.10	.00	.00	.10
3	3.30	(304,18)	.00	3.30	.00	2.10	.00	.00	.00	.00	1.10	.00	.00	.10
4	3.30	(304,18)	.00	3.30	.00	2.10	.00	.00	.00	.00	1.10	.00	.00	.10
5	3.30	(304,18)	.00	3.30	.00	2.10	.00	.00	.00	.00	1.10	.00	.00	.10
6	3.30	(304,18)	.00	3.30	.00	2.10	.00	.00	.00	.00	1.10	.00	.00	.10
7	3.30	(304,18)	.00	3.30	.00	2.10	.00	.00	.00	.00	1.10	.00	.00	.10
8	3.30	(304,18)	.00	3.30	.00	2.10	.00	.00	.00	.00	1.10	.00	.00	.10
9	3.30	(21, 8)	.00	3.30	.10	2.10	.00	.00	.00	.00	.90	.20	.00	.00
10	3.40	(192,16)	.00	3.40	.00	2.20	.00	.00	.00	.00	1.10	.00	.00	.10

JOB: HSS FDR Air Quality Existing/No Jets

RUN: FDR DRIVE BET E 67TH-75TH STS/NO JETS

LINK CONTRIBUTION TABLES

SECOND HIGHEST 1-HOUR AVERAGED LINK CONTRIBUTIONS
IN PARTS PER MILLION (PPM)
INCLUDING AMBIENT BACKGROUND CONCENTRATIONS.

Rcptr No.	Total Conc	Ending Day Hr	Ambient Backgnd	Total Link	Link +1	Link +2	Link +3	Link +4	Link +5	Link +6	Link +7	Link +8	Link +9	Link +10
11	3.40	(192,16)	.00	3.40	.00	2.20	.00	.00	.00	.00	1.10	.00	.00	.10
12	3.40	(192,16)	.00	3.40	.00	2.20	.00	.00	.00	.00	1.10	.00	.00	.10
13	3.40	(192,16)	.00	3.40	.00	2.20	.00	.00	.00	.00	1.10	.00	.00	.10
14	3.40	(192,16)	.00	3.40	.00	2.20	.00	.00	.00	.00	1.10	.00	.00	.10
15	3.40	(192,16)	.00	3.40	.00	2.20	.00	.00	.00	.00	1.10	.00	.00	.10
16	3.30	(304,18)	.00	3.30	.00	2.10	.00	.00	.00	.00	1.10	.00	.00	.10
17	3.30	(192,16)	.00	3.30	.00	2.20	.00	.00	.00	.00	1.00	.00	.00	.10
18	3.30	(192,16)	.00	3.30	.00	2.20	.00	.00	.00	.00	1.00	.00	.00	.10
19	3.40	(192,16)	.00	3.40	.00	2.20	.00	.00	.00	.10	1.00	.00	.00	.10
20	3.40	(192,16)	.00	3.40	.00	2.10	.10	.00	.00	.10	1.00	.00	.00	.10
21	3.40	(192,16)	.00	3.40	.00	2.10	.10	.00	.00	.10	1.00	.00	.00	.10
22	3.40	(192,16)	.00	3.40	.00	2.10	.10	.00	.00	.10	1.00	.00	.00	.10
23	3.40	(192,16)	.00	3.40	.00	2.10	.10	.00	.00	.10	1.00	.00	.00	.10
24	3.40	(225, 7)	.00	3.40	.00	2.20	.00	.00	.00	.00	1.00	.10	.00	.10
25	3.40	(225, 7)	.00	3.40	.00	2.20	.00	.00	.00	.00	1.00	.10	.00	.10
26	3.30	(225, 7)	.00	3.30	.00	2.10	.00	.00	.00	.00	1.00	.10	.00	.10
27	3.40	(225, 7)	.00	3.40	.00	2.20	.00	.00	.00	.00	1.00	.10	.00	.10
28	3.50	(225, 7)	.00	3.50	.00	2.20	.00	.00	.00	.00	1.10	.10	.00	.10
29	3.40	(225, 7)	.00	3.40	.00	2.20	.00	.00	.00	.00	1.10	.00	.00	.10
30	3.40	(225, 7)	.00	3.40	.00	2.20	.00	.00	.00	.00	1.10	.00	.00	.10
31	3.50	(225, 7)	.00	3.50	.00	2.30	.00	.00	.00	.00	1.10	.00	.00	.10
32	3.30	(225, 7)	.00	3.30	.00	2.10	.00	.00	.00	.00	1.10	.00	.00	.10
33	3.20	(225, 7)	.00	3.20	.00	1.70	.30	.00	.00	.00	1.10	.00	.00	.10
34	2.90	(21, 8)	.00	2.90	.00	1.00	.70	.00	.00	.00	1.10	.00	.00	.10
35	2.80	(225, 7)	.00	2.80	.00	1.10	.60	.00	.00	.00	1.00	.00	.00	.10
36	2.70	(208,20)	.00	2.70	.00	1.00	.70	.00	.00	.10	.80	.00	.00	.10
37	2.60	(225, 7)	.00	2.60	.00	.70	.80	.00	.00	.10	.90	.00	.00	.10
38	2.50	(208,20)	.00	2.50	.00	.70	.90	.00	.00	.10	.70	.00	.00	.10
39	2.40	(21, 8)	.00	2.40	.00	.30	1.10	.00	.00	.40	.50	.00	.00	.10
40	2.40	(225, 7)	.00	2.40	.00	.50	.90	.00	.00	.30	.60	.00	.00	.10
41	2.30	(208,20)	.00	2.30	.00	.50	1.00	.00	.00	.20	.50	.00	.00	.10
42	2.30	(225, 7)	.00	2.30	.00	.40	1.00	.00	.00	.30	.50	.00	.00	.10
43	2.20	(208,20)	.00	2.20	.00	.40	1.00	.00	.00	.30	.40	.00	.00	.10
44	2.10	(208,20)	.00	2.10	.00	.40	1.00	.00	.00	.30	.40	.00	.00	.00
45	2.20	(225, 7)	.00	2.20	.00	.30	1.10	.00	.00	.40	.40	.00	.00	.00
46	2.20	(225, 7)	.00	2.20	.00	.30	1.10	.00	.00	.40	.40	.00	.00	.00
47	2.10	(225, 7)	.00	2.10	.00	.30	1.10	.00	.00	.40	.30	.00	.00	.00
48	2.10	(225, 7)	.00	2.10	.00	.20	1.10	.00	.00	.50	.30	.00	.00	.00
49	2.10	(225, 7)	.00	2.10	.00	.20	1.10	.00	.00	.50	.30	.00	.00	.00

JOB: HSS FDR Air Quality Existing/No Jets

RUN: FDR DRIVE BET E 67TH-75TH STS/NO JETS

LINK CONTRIBUTION TABLES

SECOND HIGHEST 1-HOUR AVERAGED LINK CONTRIBUTIONS
IN PARTS PER MILLION (PPM)
INCLUDING AMBIENT BACKGROUND CONCENTRATIONS.

Rcptr No.	Total Conc	Ending Day Hr	Ambient Backgnd	Total Link	Link +1	Link +2	Link +3	Link +4	Link +5	Link +6	Link +7	Link +8	Link +9	Link +10
50	2.10	(225, 7)	.00	2.10	.00	.20	1.10	.00	.00	.50	.30	.00	.00	.00
51	2.10	(21, 8)	.00	2.10	.00	.10	1.20	.00	.00	.60	.10	.00	.10	.00
52	2.10	(225, 7)	.00	2.10	.00	.20	1.10	.00	.00	.50	.20	.00	.10	.00
53	2.00	(21, 8)	.00	2.00	.00	.00	1.20	.00	.00	.60	.10	.00	.10	.00
54	2.10	(225, 7)	.00	2.10	.00	.20	1.10	.00	.00	.50	.20	.00	.10	.00
55	2.00	(21, 8)	.00	2.00	.00	.00	1.20	.00	.00	.60	.10	.00	.10	.00
56	2.00	(21, 8)	.00	2.00	.00	.00	1.20	.00	.00	.60	.10	.00	.10	.00
57	2.90	(304,18)	.00	2.90	.40	1.30	.00	.00	.00	.00	1.10	.00	.00	.10
58	2.70	(116,21)	.00	2.70	.30	1.40	.10	.00	.00	.10	.70	.00	.00	.10
59	2.60	(297,19)	.00	2.60	.40	1.30	.10	.00	.00	.10	.70	.00	.00	.00
60	2.50	(116,21)	.00	2.50	.50	1.00	.10	.00	.00	.10	.70	.00	.00	.10

JOB: HSS FDR Air Quality Existing/No Jets

RUN: FDR DRIVE BET E 67TH-75TH STS/NO JETS

CALM DURATION FREQUENCY

Hours of Consecutive Calm Winds	Frequency of Occurrence	(Julian day/hour ending) of Significant Occurrences
1	95	(29, 7)(38,12)(47, 5)(51, 3)(52, 6)(59,23)(61, 4)(66,21)(73, 1)(75, 6) (78, 5)(83, 9)(88, 5)(90,19)(97, 8)(103, 2)(104,11)(106,14)(107, 9)(108, 4) (108, 8)(110, 2)(110,12)(110,16)(111,12)(114, 1)(114, 6)(116, 1)(119, 3)(121, 1) (125,11)(125,13)(129,23)(130, 1)(133, 3)(159, 1)(159, 4)(167,22)(168,22)(169, 5) (177,10)(180,16)(181, 2)(183,12)(192,17)(196, 8)(200,18)(212,16)(212,24)(213,24) (215,10)(215,24)(216, 2)(222,14)(225, 4)(225, 8)(231,12)(238, 5)(242,22)(247, 5) (249,13)(249,24)(250, 2)(250, 4)(250, 8)(251,24)(252, 7)(252,10)(253, 4)(254, 4) (260,15)(260,19)(260,24)(273, 1)(273, 4)(282, 2)(286,18)(290,15)(294, 1)(294, 3) (297,11)(297,22)(304,14)(304,19)(311,23)(323,11)(325, 2)(325,13)(328,21)(329, 9) (330,16)(331, 1)(344,11)(352,16)(356,13)
2	23	(38,15)(50,10)(50,14)(108,12)(117, 7)(152, 1)(167, 6)(170, 2)(179,22)(190,22) (199, 1)(213, 4)(238,11)(238,23)(246,10)(251, 8)(251,11)(252, 4)(273, 7)(329, 6) (339, 2)(343,13)(352,19)
3	8	(45, 9)(48, 1)(66,11)(130, 7)(150, 7)(239, 3)(352,13)(354, 5)
4	4	(97,13)(127,24)(177, 8)(256, 5)
5	2	(73,15)(262, 5)
7	1	(11, 1)
9	1	(169,18)
10	1	(170,20)
16	1	(299,11)

Program terminated normally

JOB: HSS FDR Air Quality Existing/No Jets

RUN: FDR DRIVE BET E 67TH-75TH STS/NO JETS

General Information

Run start date: 1/ 1/ 3 Julian: 1
end date: 12/31/ 3 Julian: 365

A Tier 2 approach was used for input data preparation.

The MODE flag has been set to C for calculating CO averages.

Ambient background concentrations are included in the averages below.

Site & Meteorological Constants

VS = .0 CM/S VD = .0 CM/S Z0 = 175. CM ATIM = 60.

Met. Sfc. Sta. Id & Yr = 72503 2003
Upper Air Sta. Id & Yr = 94703 2003

CAUTION: The input years for the Run and Meteorological data
differ. The respective values are: 3 and 2003.

Urban mixing heights were processed.

In 2003, Julian day 1 is a Wednesday.

The patterns from the input file
have been assigned as follows:

Pattern # 1 is assigned to Monday.
Pattern # 1 is assigned to Tuesday.
Pattern # 1 is assigned to Wednesday.
Pattern # 1 is assigned to Thursday.
Pattern # 1 is assigned to Friday.
Pattern # 1 is assigned to Saturday.
Pattern # 1 is assigned to Sunday.

Link Data Constants - (Variable data in *.LNK file)

LINK DESCRIPTION	LINK COORDINATES (FT) X1	Y1	X2	Y2	LENGTH (FT)	BRG (DEG)	TYPE	H (FT)	W (FT)	NLANES
1. FDR N/B 67th-68th St*	-132.0	-225.0	15.0	-10.0	260.	34.	AG	.0	36.0	
2. FDR N/B 68th-71st St*	15.0	-10.0	438.0	608.0	749.	34.	AG	.0	36.0	
3. FDR N/B 71st-73rd St*	438.0	608.0	773.0	1098.0	594.	34.	AG	.0	36.0	
4. FDR N/B 73rd-75th St*	773.0	1098.0	1056.0	1625.0	598.	28.	AG	.0	36.0	
5. FDR S/B 75th-73rd St*	743.0	1118.0	1026.0	1645.0	598.	28.	AG	.0	36.0	
6. FDR S/B 73rd-71st St*	408.0	628.0	743.0	1118.0	594.	34.	AG	.0	36.0	

JOB: HSS FDR Air Quality Existing/No Jets

RUN: FDR DRIVE BET E 67TH-75TH STS/NO JETS

Link Data Constants - (Variable data in *.LNK file)

	LINK DESCRIPTION	LINK COORDINATES (FT) X1	Y1	X2	Y2	LENGTH (FT)	BRG (DEG)	TYPE	H (FT)	W (FT)	NLANES
7.	FDR S/B 71st-68th St	-15.0	10.0	408.0	628.0	749.	34.	AG	.0	36.0	
8.	FDR S/B 68th-67th St	-162.0	-205.0	-15.0	10.0	260.	34.	AG	.0	36.0	
9.	FDR Service Rd 73-71	385.0	644.0	720.0	1134.0	594.	34.	AG	.0	32.0	
10.	FDR Service Rd 68-71	-38.0	26.0	385.0	644.0	749.	34.	AG	.0	32.0	

Receptor Data

	RECEPTOR	COORDINATES (FT) X	Y	Z
1.	RECEPTOR 1	34.0	-23.0	6.0
2.	RECEPTOR 2	48.0	-4.0	6.0
3.	RECEPTOR 3	62.0	17.0	6.0
4.	RECEPTOR 4	75.0	37.0	6.0
5.	RECEPTOR 5	89.0	57.0	6.0
6.	RECEPTOR 6	103.0	77.0	6.0
7.	RECEPTOR 7	117.0	97.0	6.0
8.	RECEPTOR 8	130.0	117.0	6.0
9.	RECEPTOR 9	144.0	137.0	6.0
10.	RECEPTOR 10	158.0	158.0	6.0
11.	RECEPTOR 11	172.0	178.0	6.0
12.	RECEPTOR 12	186.0	198.0	6.0
13.	RECEPTOR 13	199.0	218.0	6.0
14.	RECEPTOR 14	213.0	238.0	6.0
15.	RECEPTOR 15	227.0	258.0	6.0
16.	RECEPTOR 16	241.0	278.0	6.0
17.	RECEPTOR 17	255.0	299.0	6.0
18.	RECEPTOR 18	268.0	319.0	6.0
19.	RECEPTOR 19	282.0	339.0	6.0
20.	RECEPTOR 20	296.0	359.0	6.0
21.	RECEPTOR 21	310.0	379.0	6.0
22.	RECEPTOR 22	323.0	399.0	6.0
23.	RECEPTOR 23	337.0	419.0	6.0
24.	RECEPTOR 24	351.0	440.0	6.0
25.	RECEPTOR 25	365.0	460.0	6.0
26.	RECEPTOR 26	379.0	480.0	6.0
27.	RECEPTOR 27	392.0	500.0	6.0
28.	RECEPTOR 28	406.0	520.0	6.0
29.	RECEPTOR 29	420.0	540.0	6.0
30.	RECEPTOR 30	434.0	561.0	6.0

JOB: HSS FDR Air Quality Existing/No Jets

RUN: FDR DRIVE BET E 67TH-75TH STS/NO JETS

Receptor Data

RECEPTOR	COORDINATES (FT) X	Y	Z
31. RECEPTOR 31	447.0	581.0	6.0
32. RECEPTOR 32	461.0	601.0	6.0
33. RECEPTOR 33	475.0	621.0	6.0
34. RECEPTOR 34	489.0	641.0	6.0
35. RECEPTOR 35	503.0	661.0	6.0
36. RECEPTOR 36	516.0	681.0	6.0
37. RECEPTOR 37	530.0	702.0	6.0
38. RECEPTOR 38	544.0	722.0	6.0
39. RECEPTOR 39	558.0	742.0	6.0
40. RECEPTOR 40	571.0	762.0	6.0
41. RECEPTOR 41	585.0	782.0	6.0
42. RECEPTOR 42	599.0	802.0	6.0
43. RECEPTOR 43	613.0	822.0	6.0
44. RECEPTOR 44	627.0	843.0	6.0
45. RECEPTOR 45	640.0	863.0	6.0
46. RECEPTOR 46	654.0	883.0	6.0
47. RECEPTOR 47	668.0	903.0	6.0
48. RECEPTOR 48	682.0	923.0	6.0
49. RECEPTOR 49	696.0	943.0	6.0
50. RECEPTOR 50	709.0	964.0	6.0
51. RECEPTOR 51	723.0	984.0	6.0
52. RECEPTOR 52	737.0	1004.0	6.0
53. RECEPTOR 53	751.0	1024.0	6.0
54. RECEPTOR 54	764.0	1044.0	6.0
55. RECEPTOR 55	778.0	1064.0	6.0
56. RECEPTOR 56	792.0	1084.0	6.0
57. RECEPTOR 57	20.0	-44.0	6.0
58. RECEPTOR 58	6.0	-64.0	6.0
59. RECEPTOR 59	-7.0	-84.0	6.0
60. RECEPTOR 60	-21.0	-104.0	6.0

JOB: HSS FDR Air Quality Existing/No Jets

RUN: FDR DRIVE BET E 67TH-75TH STS/NO JETS

Model Results

Remarks : In search of the wind direction corresponding to the maximum concentration, only the first direction, of the directions with the same maximum concentrations, is indicated as the maximum.

* MAXIMUM HOURLY CONCENTRATIONS WITH ANY AMBIENT BACKGROUND CONCENTRATIONS (BKG) ADDED (PPM)

	REC1	REC2	REC3	REC4	REC5	REC6	REC7	REC8	REC9	REC10
MAX+BKG	4.0	3.8	3.8	3.9	3.9	3.8	3.8	3.8	3.8	3.8
- BKG	.0	.0	.0	.0	.0	.0	.0	.0	.0	.0
MAX	4.0	3.8	3.8	3.9	3.9	3.8	3.8	3.8	3.8	3.8
WIND DIR	24	24	24	24	24	24	24	24	24	24
JULIAN	41	41	41	41	41	41	41	41	41	41
HOUR	18	18	18	18	18	18	18	18	18	18

	REC11	REC12	REC13	REC14	REC15	REC16	REC17	REC18	REC19	REC20
MAX+BKG	3.8	3.7	3.8	3.7	3.7	3.7	3.7	3.7	3.7	3.6
- BKG	.0	.0	.0	.0	.0	.0	.0	.0	.0	.0
MAX	3.8	3.7	3.8	3.7	3.7	3.7	3.7	3.7	3.7	3.6
WIND DIR	24	1	24	1	1	1	1	1	1	24
JULIAN	41	285	41	285	285	285	285	285	285	41
HOUR	18	21	18	21	21	21	21	21	21	18

	REC21	REC22	REC23	REC24	REC25	REC26	REC27	REC28	REC29	REC30
MAX+BKG	3.6	3.6	3.7	3.7	3.6	3.6	3.6	3.6	3.6	3.6
- BKG	.0	.0	.0	.0	.0	.0	.0	.0	.0	.0
MAX	3.6	3.6	3.7	3.7	3.6	3.6	3.6	3.6	3.6	3.6
WIND DIR	237	237	1	1	237	237	237	237	237	237
JULIAN	50	50	285	285	50	50	50	50	50	50
HOUR	8	8	21	21	8	8	8	8	8	8

	REC31	REC32	REC33	REC34	REC35	REC36	REC37	REC38	REC39	REC40
MAX+BKG	3.7	3.6	3.3	3.1	3.0	2.9	2.8	2.8	2.7	2.7
- BKG	.0	.0	.0	.0	.0	.0	.0	.0	.0	.0
MAX	3.7	3.6	3.3	3.1	3.0	2.9	2.8	2.8	2.7	2.7
WIND DIR	237	237	221	221	221	221	221	221	221	221
JULIAN	50	50	316	316	316	316	316	316	316	316
HOUR	8	8	17	17	17	17	17	17	17	17

JOB: HSS FDR Air Quality Existing/No Jets

RUN: FDR DRIVE BET E 67TH-75TH STS/NO JETS

* MAXIMUM HOURLY CONCENTRATIONS WITH ANY AMBIENT BACKGROUND CONCENTRATIONS (BKG) ADDED
(PPM)

	REC41	REC42	REC43	REC44	REC45	REC46	REC47	REC48	REC49	REC50
MAX+BKG	2.5	2.5	2.4	2.4	2.3	2.2	2.2	2.3	2.2	2.2
- BKG	.0	.0	.0	.0	.0	.0	.0	.0	.0	.0
MAX	2.5	2.5	2.4	2.4	2.3	2.2	2.2	2.3	2.2	2.2
WIND DIR	221	221	221	221	221	237	221	221	221	221
JULIAN	316	316	316	316	316	50	316	316	316	316
HOUR	17	17	17	17	17	8	17	17	17	17

	REC51	REC52	REC53	REC54	REC55	REC56	REC57	REC58	REC59	REC60
MAX+BKG	2.2	2.3	2.3	2.3	2.2	2.1	3.7	3.6	3.3	3.3
- BKG	.0	.0	.0	.0	.0	.0	.0	.0	.0	.0
MAX	2.2	2.3	2.3	2.3	2.2	2.1	3.7	3.6	3.3	3.3
WIND DIR	221	221	221	221	1	233	24	24	24	24
JULIAN	316	316	316	316	285	29	41	41	41	41
HOUR	17	17	17	17	21	9	18	18	18	18

THE HIGHEST CONCENTRATION OF 4.00 PPM OCCURRED AT RECEPTOR REC1 .

JOB: HSS FDR Air Quality Existing/No Jets

RUN: FDR DRIVE BET E 67TH-75TH STS/NO JETS

==========
Output Section
==========

NOTES PERTAINING TO THE REPORT

1. THE HIGHEST AVERAGE IN EACH OF THE FIRST TWO COLUMNS OF EACH TABLE BELOW ARE SUFFIXED BY AN ASTERISK (*). FOR PM OUTPUT, THERE IS ONLY ONE COLUMN AND ASTERISK FOR THE ANNUAL AVERAGE/PERIOD OF CONCERN TABLE.

2. THE NUMBERS IN PARENTHESES ARE THE JULIAN DAY AND ENDING HOUR FOR THE PRECEDING AVERAGE.

3. THE NUMBER OF CALM HOURS USED IN PRODUCING EACH AVERAGE ARE PREFIXED BY A C.

PRIMARY AVERAGES.

MAXIMUM 8-HOUR RUNNING NONOVERLAPPING AVERAGE CONCENTRATIONS
IN PARTS PER MILLION (PPM),
INCLUDING AMBIENT BACKGROUND CONCENTRATIONS.

Receptor Number	Highest Conc	Highest Ending Day Hr	Highest Calm	Second highest Conc	Second highest Ending Day Hr	Second highest Calm
1	2.14	(285,24)	C 1	1.76	(326, 1)	C 1
2	2.14	(285,24)	C 1	1.77	(326, 1)	C 1
3	2.16	(285,24)	C 1	1.77	(326, 1)	C 1
4	2.17	(285,24)	C 1	1.81	(326, 1)	C 1
5	2.16	(285,24)	C 1	1.80	(326, 1)	C 1
6	2.16	(285,24)	C 1	1.77	(326, 1)	C 1
7	2.16	(285,24)	C 1	1.77	(326, 1)	C 1
8	2.16	(285,24)	C 1	1.80	(326, 1)	C 1
9	2.16	(285,24)	C 1	1.77	(326, 1)	C 1
10	2.16	(285,24)	C 1	1.80	(326, 1)	C 1
11	2.16	(285,24)	C 1	1.77	(326, 1)	C 1
12	2.14	(285,24)	C 1	1.77	(326, 1)	C 1
13	2.14	(285,24)	C 1	1.80	(326, 1)	C 1
14	2.16	(285,24)	C 1	1.79	(326, 1)	C 1
15	2.16	(285,24)	C 1	1.76	(326, 1)	C 1
16	2.16	(285,24)	C 1	1.76	(326, 1)	C 1
17	2.17*	(285,24)	C 1	1.79	(316,17)	C 1
18	2.17	(285,24)	C 1	1.80	(326, 1)	C 1
19	2.16	(285,24)	C 1	1.81	(316,17)	C 1
20	2.14	(285,24)	C 1	1.83	(316,17)	C 1
21	2.13	(285,24)	C 1	1.83	(316,17)	C 1
22	2.13	(285,24)	C 1	1.84	(316,17)	C 1
23	2.14	(285,24)	C 1	1.86	(316,17)	C 1
24	2.11	(285,24)	C 1	1.87	(316,17)	C 1

JOB: HSS FDR Air Quality Existing/No Jets RUN: FDR DRIVE BET E 67TH-75TH STS/NO JETS

MAXIMUM 8-HOUR RUNNING NONOVERLAPPING AVERAGE CONCENTRATIONS
IN PARTS PER MILLION (PPM),
INCLUDING AMBIENT BACKGROUND CONCENTRATIONS.

Receptor Number	Highest Conc	Highest Ending Day Hr	Highest Calm	Second highest Conc	Second highest Ending Day Hr	Second highest Calm
25	2.06	(285,24)	C 1	1.89	(316,17)	C 1
26	2.06	(285,24)	C 1	1.90*	(316,17)	C 1
27	2.06	(285,24)	C 1	1.90	(316,17)	C 1
28	1.94	(285,24)	C 1	1.90	(316,17)	C 1
29	1.90	(316,17)	C 1	1.89	(285,24)	C 1
30	1.89	(316,17)	C 1	1.83	(129,23)	C 0
31	1.93	(316,17)	C 1	1.88	(50,12)	C 2
32	1.81	(316,17)	C 1	1.80	(50,12)	C 2
33	1.68	(50,12)	C 2	1.66	(129,23)	C 0
34	1.50	(129,23)	C 0	1.47	(50,12)	C 2
35	1.40	(50,12)	C 2	1.40	(129,23)	C 0
36	1.37	(50,12)	C 2	1.36	(129,23)	C 0
37	1.35	(50,12)	C 2	1.32	(129,23)	C 0
38	1.27	(50,12)	C 2	1.24	(316,17)	C 1
39	1.25	(50,12)	C 2	1.20	(316,17)	C 1
40	1.19	(129,23)	C 0	1.19	(285,24)	C 1
41	1.19	(285,24)	C 1	1.18	(50,12)	C 2
42	1.17	(285,24)	C 1	1.17	(50,12)	C 2
43	1.14	(285,24)	C 1	1.13	(50,12)	C 2
44	1.20	(50,12)	C 2	1.16	(285,24)	C 1
45	1.17	(285,24)	C 1	1.17	(50,12)	C 2
46	1.17	(285,24)	C 1	1.15	(50,12)	C 2
47	1.16	(285,24)	C 1	1.13	(50,12)	C 2
48	1.17	(285,24)	C 1	1.13	(50,12)	C 2
49	1.17	(285,24)	C 1	1.12	(50,12)	C 2
50	1.20	(285,24)	C 1	1.15	(50,12)	C 2
51	1.16	(285,24)	C 1	1.12	(50,12)	C 2
52	1.16	(285,23)	C 1	1.10	(316,17)	C 1
53	1.19	(285,24)	C 1	1.10	(316,17)	C 1
54	1.20	(285,24)	C 1	1.09	(316,17)	C 1
55	1.24	(285,24)	C 1	1.07	(316,17)	C 1
56	1.19	(285,24)	C 1	1.07	(50,12)	C 2
57	1.84	(285,24)	C 1	1.54	(326, 1)	C 1
58	1.56	(285,24)	C 1	1.39	(326, 1)	C 1
59	1.44	(285,23)	C 1	1.21	(342,22)	C 0
60	1.34	(285,23)	C 1	1.16	(342,22)	C 0

FIVE HIGHEST 1-HOUR END-TO-END AVERAGE CONCENTRATIONS IN PARTS PER MILLION
INCLUDING AMBIENT BACKGROUND CONCENTRATIONS.

Rcptr No.	Highest Conc	Highest Ending Day Hr	Highest Calm	Second Highest Conc	Second Highest Ending Day Hr	Second Highest Calm	Third Highest Conc	Third Highest Ending Day Hr	Third Highest Calm	Fourth Highest Conc	Fourth Highest Ending Day Hr	Fourth Highest Calm	Fifth Highest Conc	Fifth Highest Ending Day Hr	Fifth Highest Calm
1	4.00*	(41,18)	C 0	3.70*	(285,21)	C 0	3.40	(140, 7)	C 0	3.20	(187,22)	C 0	3.10	(5,14)	C 0

JOB: HSS FDR Air Quality Existing/No Jets

RUN: FDR DRIVE BET E 67TH-75TH STS/NO JETS

FIVE HIGHEST 1-HOUR END-TO-END AVERAGE CONCENTRATIONS IN PARTS PER MILLION
INCLUDING AMBIENT BACKGROUND CONCENTRATIONS.

Rcptr	Highest			Second Highest			Third Highest			Fourth Highest			Fifth Highest		
		Ending			Ending			Ending			Ending			Ending	
No.	Conc	Day Hr	Calm	Conc	Day Hr	Calm	Conc	Day Hr	Calm	Conc	Day Hr	Calm	Conc	Day Hr	Calm
2	3.80	(41,18)	C 0	3.70	(285,21)	C 0	3.30	(140, 7)	C 0	3.10	(187,22)	C 0	3.00	(5,14)	C 0
3	3.80	(41,18)	C 0	3.70	(285,21)	C 0	3.30	(140, 7)	C 0	3.10	(5,14)	C 0	3.10	(187,22)	C 0
4	3.90	(41,18)	C 0	3.70	(285,21)	C 0	3.30	(140, 7)	C 0	3.20	(5,14)	C 0	3.10	(362, 8)	C 0
5	3.90	(41,18)	C 0	3.70	(285,21)	C 0	3.30	(140, 7)	C 0	3.20	(5,14)	C 0	3.10	(187,22)	C 0
6	3.80	(41,18)	C 0	3.70	(285,21)	C 0	3.30	(140, 7)	C 0	3.10	(5,14)	C 0	3.10	(187,22)	C 0
7	3.80	(41,18)	C 0	3.70	(285,21)	C 0	3.30	(140, 7)	C 0	3.10	(5,14)	C 0	3.10	(50, 8)	C 0
8	3.80	(41,18)	C 0	3.70	(285,21)	C 0	3.40	(140, 7)	C 0	3.20	(50, 8)	C 0	3.10	(5,14)	C 0
9	3.80	(41,18)	C 0	3.70	(285,21)	C 0	3.30	(50, 8)	C 0	3.30	(140, 7)	C 0	3.20	(5,14)	C 0
10	3.80	(41,18)	C 0	3.70	(285,21)	C 0	3.50	(50, 8)	C 0	3.30	(76,19)	C 0	3.20	(5,14)	C 0
11	3.80	(41,18)	C 0	3.70	(285,21)	C 0	3.50	(50, 8)	C 0	3.30	(76,19)	C 0	3.20	(29, 9)	C 0
12	3.70	(285,21)	C 0	3.70	(41,18)	C 0	3.50	(50, 8)	C 0	3.30	(76,19)	C 0	3.20	(29, 9)	C 0
13	3.80	(41,18)	C 0	3.70	(285,21)	C 0	3.50	(50, 8)	C 0	3.30	(29, 9)	C 0	3.30	(76,19)	C 0
14	3.70	(285,21)	C 0	3.70	(41,18)	C 0	3.50	(50, 8)	C 0	3.40	(29, 9)	C 0	3.30	(76,19)	C 0
15	3.70	(285,21)	C 0	3.70	(41,18)	C 0	3.50	(50, 8)	C 0	3.40	(29, 9)	C 0	3.30	(76,19)	C 0
16	3.70	(285,21)	C 0	3.50	(50, 8)	C 0	3.50	(41,18)	C 0	3.40	(29, 9)	C 0	3.30	(76,19)	C 0
17	3.70	(285,21)	C 0	3.60	(41,18)	C 0	3.60	(50, 8)	C 0	3.40	(76,19)	C 0	3.40	(29, 9)	C 0
18	3.70	(285,21)	C 0	3.60	(41,18)	C 0	3.60	(50, 8)	C 0	3.40	(76,19)	C 0	3.40	(29, 9)	C 0
19	3.70	(285,21)	C 0	3.60	(41,18)	C 0	3.60	(50, 8)	C 0	3.40	(76,19)	C 0	3.40	(29, 9)	C 0
20	3.60	(41,18)	C 0	3.60	(50, 8)	C 0	3.60	(285,21)	C 0	3.40	(76,19)	C 0	3.40	(29, 9)	C 0
21	3.60	(50, 8)	C 0	3.60	(285,21)	C 0	3.50	(41,18)	C 0	3.40	(76,19)	C 0	3.30	(29, 9)	C 0
22	3.60	(50, 8)	C 0	3.60	(285,21)	C 0	3.60	(41,18)	C 0	3.50	(29, 9)	C 0	3.40	(76,19)	C 0
23	3.70	(285,21)	C 0	3.60	(50, 8)	C 0	3.50	(29, 9)	C 0	3.50	(41,18)	C 0	3.40	(76,19)	C 0
24	3.70	(285,21)	C 0	3.60	(50, 8)	C 0	3.50	(29, 9)	C 0	3.50	(316,17)	C 0	3.40	(76,19)	C 0
25	3.60	(50, 8)	C 0	3.60	(316,17)	C 0	3.50	(29, 9)	C 0	3.50	(285,21)	C 0	3.40	(76,19)	C 0
26	3.60	(50, 8)	C 0	3.60	(285,21)	C 0	3.60	(316,17)	C 0	3.50	(29, 9)	C 0	3.40	(76,19)	C 0
27	3.60	(50, 8)	C 0	3.60	(316,17)	C 0	3.60	(285,21)	C 0	3.50	(29, 9)	C 0	3.40	(76,19)	C 0
28	3.60	(50, 8)	C 0	3.60	(316,17)	C 0	3.50	(29, 9)	C 0	3.40	(76,19)	C 0	3.20	(285,21)	C 0
29	3.60	(50, 8)	C 0	3.60	(316,17)	C 0	3.50	(29, 9)	C 0	3.40	(76,19)	C 0	3.20	(285,21)	C 0
30	3.60	(50, 8)	C 0	3.50	(29, 9)	C 0	3.50	(316,17)	C 0	3.40	(76,19)	C 0	3.20	(233, 7)	C 0
31	3.70	(50, 8)	C 0	3.60	(316,17)	C 0	3.50	(29, 9)	C 0	3.50	(76,19)	C 0	3.20	(160,10)	C 0
32	3.60	(50, 8)	C 0	3.50	(316,17)	C 0	3.50	(76,19)	C 0	3.40	(29, 9)	C 0	3.10	(233, 7)	C 0
33	3.30	(316,17)	C 0	3.20	(50, 8)	C 0	3.10	(29, 9)	C 0	3.00	(76,19)	C 0	2.90	(233, 7)	C 0
34	3.10	(316,17)	C 0	3.00	(29, 9)	C 0	2.90	(50, 8)	C 0	2.80	(76,19)	C 0	2.80	(233, 7)	C 0
35	3.00	(316,17)	C 0	2.80	(29, 9)	C 0	2.70	(50, 8)	C 0	2.70	(233, 7)	C 0	2.60	(156,10)	C 0
36	2.90	(316,17)	C 0	2.70	(29, 9)	C 0	2.60	(50, 8)	C 0	2.60	(233, 7)	C 0	2.50	(156,10)	C 0
37	2.80	(316,17)	C 0	2.50	(50, 8)	C 0	2.50	(233, 7)	C 0	2.40	(76,19)	C 0	2.40	(5,21)	C 0
38	2.80	(316,17)	C 0	2.40	(29, 9)	C 0	2.40	(50, 8)	C 0	2.40	(233, 7)	C 0	2.30	(156,10)	C 0
39	2.70	(316,17)	C 0	2.40	(50, 8)	C 0	2.40	(233, 7)	C 0	2.30	(29, 9)	C 0	2.30	(156,10)	C 0
40	2.70	(316,17)	C 0	2.40	(29, 9)	C 0	2.40	(233, 7)	C 0	2.20	(5,21)	C 0	2.20	(41,18)	C 0
41	2.50	(316,17)	C 0	2.40	(29, 9)	C 0	2.30	(233, 7)	C 0	2.20	(50, 8)	C 0	2.20	(76,19)	C 0
42	2.50	(316,17)	C 0	2.30	(233, 7)	C 0	2.20	(29, 9)	C 0	2.20	(50, 8)	C 0	2.10	(5,21)	C 0

JOB: HSS FDR Air Quality Existing/No Jets RUN: FDR DRIVE BET E 67TH-75TH STS/NO JETS

FIVE HIGHEST 1-HOUR END-TO-END AVERAGE CONCENTRATIONS IN PARTS PER MILLION
INCLUDING AMBIENT BACKGROUND CONCENTRATIONS.

Rcptr	Highest			Second Highest			Third Highest			Fourth Highest			Fifth Highest		
No.	Conc	Ending Day Hr	Calm	Conc	Ending Day Hr	Calm	Conc	Ending Day Hr	Calm	Conc	Ending Day Hr	Calm	Conc	Ending Day Hr	Calm
43	2.40	(316,17)	C 0	2.20	(233, 7)	C 0	2.10	(41,18)	C 0	2.10	(29, 9)	C 0	2.10	(156,10)	C 0
44	2.40	(316,17)	C 0	2.20	(29, 9)	C 0	2.20	(50, 8)	C 0	2.10	(41,18)	C 0	2.10	(233, 7)	C 0
45	2.30	(316,17)	C 0	2.20	(50, 8)	C 0	2.10	(233, 7)	C 0	2.10	(29, 9)	C 0	2.10	(285,21)	C 0
46	2.20	(50, 8)	C 0	2.20	(316,17)	C 0	2.10	(285,21)	C 0	2.00	(29, 9)	C 0	2.00	(41,18)	C 0
47	2.20	(316,17)	C 0	2.10	(41,18)	C 0	2.10	(50, 8)	C 0	2.00	(29, 9)	C 0	2.00	(76,19)	C 0
48	2.30	(316,17)	C 0	2.10	(50, 8)	C 0	2.10	(233, 7)	C 0	2.00	(29, 9)	C 0	2.00	(76,19)	C 0
49	2.20	(316,17)	C 0	2.10	(50, 8)	C 0	2.00	(29, 9)	C 0	2.00	(41,18)	C 0	2.00	(76,19)	C 0
50	2.20	(316,17)	C 0	2.10	(29, 9)	C 0	2.10	(41,18)	C 0	2.10	(50, 8)	C 0	2.10	(285,21)	C 0
51	2.20	(316,17)	C 0	2.10	(285,21)	C 0	2.10	(50, 8)	C 0	2.00	(29, 9)	C 0	2.00	(41,18)	C 0
52	2.30	(316,17)	C 0	2.10	(285,21)	C 0	2.10	(29, 9)	C 0	2.10	(50, 8)	C 0	2.00	(41,18)	C 0
53	2.30	(316,17)	C 0	2.10	(285,21)	C 0	2.10	(29, 9)	C 0	2.00	(50, 8)	C 0	2.00	(156,10)	C 0
54	2.30	(316,17)	C 0	2.20	(285,21)	C 0	2.10	(29, 9)	C 0	2.00	(41,18)	C 0	2.00	(50, 8)	C 0
55	2.20	(285,21)	C 0	2.20	(316,17)	C 0	2.10	(29, 9)	C 0	2.00	(50, 8)	C 0	2.00	(156,10)	C 0
56	2.10	(29, 9)	C 0	2.10	(285,21)	C 0	2.10	(316,17)	C 0	2.00	(50, 8)	C 0	1.90	(156,10)	C 0
57	3.70	(41,18)	C 0	3.20	(140, 7)	C 0	3.20	(285,21)	C 0	3.00	(187,22)	C 0	2.80	(5,14)	C 0
58	3.60	(41,18)	C 0	3.20	(140, 7)	C 0	2.90	(285,21)	C 0	2.70	(187,22)	C 0	2.70	(362, 8)	C 0
59	3.30	(41,18)	C 0	3.00	(140, 7)	C 0	2.60	(285,21)	C 0	2.50	(187,22)	C 0	2.50	(362, 8)	C 0
60	3.30	(41,18)	C 0	2.80	(140, 7)	C 0	2.40	(187,22)	C 0	2.30	(5,14)	C 0	2.30	(285,21)	C 0

MAXIMUM 8-HOUR AVERAGED LINK CONTRIBUTIONS
IN PARTS PER MILLION (PPM)
INCLUDING AMBIENT BACKGROUND CONCENTRATIONS.

Rcptr No.	Total Conc	Ending Day Hr	Ambient Backgnd	Total Link	Link +1	Link +2	Link +3	Link +4	Link +5	Link +6	Link +7	Link +8	Link +9	Link +10
1	2.14	(285,24)	.00	2.14	.00	1.36	.00	.00	.00	.00	.71	.00	.00	.07
2	2.14	(285,24)	.00	2.14	.00	1.36	.00	.00	.00	.00	.71	.00	.00	.07
3	2.16	(285,24)	.00	2.16	.00	1.37	.00	.00	.00	.00	.71	.00	.00	.07
4	2.17	(285,24)	.00	2.17	.00	1.39	.00	.00	.00	.00	.71	.00	.00	.07
5	2.16	(285,24)	.00	2.16	.00	1.37	.00	.00	.00	.00	.71	.00	.00	.07
6	2.16	(285,24)	.00	2.16	.00	1.37	.00	.00	.00	.00	.71	.00	.00	.07
7	2.16	(285,24)	.00	2.16	.00	1.37	.00	.00	.00	.00	.71	.00	.00	.07
8	2.16	(285,24)	.00	2.16	.00	1.37	.00	.00	.00	.00	.71	.00	.00	.07
9	2.16	(285,24)	.00	2.16	.00	1.37	.00	.00	.00	.00	.71	.00	.00	.07
10	2.16	(285,24)	.00	2.16	.00	1.37	.00	.00	.00	.00	.71	.00	.00	.07
11	2.16	(285,24)	.00	2.16	.00	1.37	.00	.00	.00	.00	.71	.00	.00	.07
12	2.14	(285,24)	.00	2.14	.00	1.37	.00	.00	.00	.00	.70	.00	.00	.07
13	2.14	(285,24)	.00	2.14	.00	1.37	.00	.00	.00	.00	.70	.00	.00	.07
14	2.16	(285,24)	.00	2.16	.00	1.37	.00	.00	.00	.01	.70	.00	.00	.07
15	2.16	(285,24)	.00	2.16	.00	1.37	.00	.00	.00	.01	.70	.00	.00	.07

JOB: HSS FDR Air Quality Existing/No Jets

RUN: FDR DRIVE BET E 67TH-75TH STS/NO JETS

LINK CONTRIBUTION TABLES

MAXIMUM 8-HOUR AVERAGED LINK CONTRIBUTIONS
IN PARTS PER MILLION (PPM)
INCLUDING AMBIENT BACKGROUND CONCENTRATIONS.

Rcptr No.	Total Conc	Ending Day Hr	Ambient Backgnd	Total Link	Link +1	Link +2	Link +3	Link +4	Link +5	Link +6	Link +7	Link +8	Link +9	Link +10
16	2.16	(285,24)	.00	2.16	.00	1.37	.00	.00	.00	.01	.70	.00	.00	.07
17	2.17	(285,24)	.00	2.17	.00	1.37	.01	.00	.00	.01	.70	.00	.00	.07
18	2.17	(285,24)	.00	2.17	.00	1.37	.01	.00	.00	.01	.70	.00	.00	.07
19	2.16	(285,24)	.00	2.16	.00	1.36	.01	.00	.00	.01	.70	.00	.00	.07
20	2.14	(285,24)	.00	2.14	.00	1.36	.01	.00	.00	.01	.69	.00	.00	.07
21	2.13	(285,24)	.00	2.13	.00	1.36	.01	.00	.00	.01	.67	.00	.00	.07
22	2.13	(285,24)	.00	2.13	.00	1.36	.01	.00	.00	.01	.67	.00	.00	.07
23	2.14	(285,24)	.00	2.14	.00	1.36	.01	.00	.00	.03	.67	.00	.00	.07
24	2.11	(285,24)	.00	2.11	.00	1.34	.01	.00	.00	.03	.67	.00	.00	.06
25	2.06	(285,24)	.00	2.06	.00	1.31	.01	.00	.00	.04	.63	.00	.00	.06
26	2.06	(285,24)	.00	2.06	.00	1.30	.03	.00	.00	.07	.60	.00	.00	.06
27	2.06	(285,24)	.00	2.06	.00	1.30	.04	.00	.00	.09	.57	.00	.01	.04
28	1.94	(285,24)	.00	1.94	.00	1.23	.06	.00	.00	.14	.47	.00	.03	.01
29	1.90	(316,17)	.00	1.90	.01	1.19	.00	.00	.00	.00	.61	.01	.00	.07
30	1.89	(316,17)	.00	1.89	.00	1.19	.00	.00	.00	.00	.61	.01	.00	.07
31	1.93	(316,17)	.00	1.93	.00	1.21	.00	.00	.00	.00	.63	.01	.00	.07
32	1.81	(316,17)	.00	1.81	.00	1.03	.07	.00	.00	.03	.60	.01	.00	.07
33	1.68	(50,12)	.00	1.68	.00	.85	.20	.00	.00	.02	.60	.00	.00	.02
34	1.50	(129,23)	.00	1.50	.00	.63	.31	.00	.00	.04	.48	.00	.00	.05
35	1.40	(50,12)	.00	1.40	.00	.47	.40	.00	.00	.05	.47	.00	.00	.02
36	1.37	(50,12)	.00	1.37	.00	.38	.45	.00	.00	.08	.43	.00	.00	.02
37	1.35	(50,12)	.00	1.35	.00	.35	.48	.00	.00	.13	.37	.00	.00	.02
38	1.27	(50,12)	.00	1.27	.00	.27	.50	.00	.00	.17	.32	.00	.00	.02
39	1.25	(50,12)	.00	1.25	.00	.25	.52	.00	.00	.18	.28	.00	.00	.02
40	1.19	(129,23)	.00	1.19	.00	.21	.56	.00	.00	.19	.23	.00	.00	.00
41	1.19	(285,24)	.00	1.19	.00	.00	.73	.01	.01	.37	.00	.00	.06	.00
42	1.17	(285,24)	.00	1.17	.00	.00	.71	.01	.01	.37	.00	.00	.06	.00
43	1.14	(285,24)	.00	1.14	.00	.00	.70	.01	.01	.36	.00	.00	.06	.00
44	1.20	(50,12)	.00	1.20	.00	.15	.60	.00	.00	.25	.18	.00	.02	.00
45	1.17	(285,24)	.00	1.17	.00	.00	.71	.01	.03	.36	.00	.00	.06	.00
46	1.17	(285,24)	.00	1.17	.00	.00	.71	.01	.03	.36	.00	.00	.06	.00
47	1.16	(285,24)	.00	1.16	.00	.00	.70	.01	.03	.36	.00	.00	.06	.00
48	1.17	(285,24)	.00	1.17	.00	.00	.70	.01	.04	.36	.00	.00	.06	.00
49	1.17	(285,24)	.00	1.17	.00	.00	.70	.03	.06	.33	.00	.00	.06	.00
50	1.20	(285,24)	.00	1.20	.00	.00	.70	.04	.07	.33	.00	.00	.06	.00
51	1.16	(285,24)	.00	1.16	.00	.00	.69	.04	.11	.31	.00	.00	.00	.00
52	1.16	(285,23)	.00	1.16	.00	.00	.66	.09	.17	.24	.00	.00	.00	.00
53	1.19	(285,24)	.00	1.19	.00	.00	.64	.11	.23	.20	.00	.00	.00	.00
54	1.20	(285,24)	.00	1.20	.00	.00	.56	.20	.33	.11	.00	.00	.00	.00

JOB: HSS FDR Air Quality Existing/No Jets

RUN: FDR DRIVE BET E 67TH-75TH STS/NO JETS

LINK CONTRIBUTION TABLES

MAXIMUM 8-HOUR AVERAGED LINK CONTRIBUTIONS
IN PARTS PER MILLION (PPM)
INCLUDING AMBIENT BACKGROUND CONCENTRATIONS.

Rcptr No.	Total Conc	Ending Day Hr	Ambient Backgnd	Total Link	Link +1	Link +2	Link +3	Link +4	Link +5	Link +6	Link +7	Link +8	Link +9	Link +10
55	1.24	(285,24)	.00	1.24	.00	.00	.37	.41	.44	.01	.00	.00	.00	.00
56	1.19	(285,24)	.00	1.19	.00	.00	.01	.71	.46	.00	.00	.00	.00	.00
57	1.84	(285,24)	.00	1.84	.37	.71	.00	.00	.00	.00	.67	.03	.00	.06
58	1.56	(285,24)	.00	1.56	.56	.33	.00	.00	.00	.00	.50	.13	.00	.04
59	1.44	(285,23)	.00	1.44	.63	.19	.00	.00	.00	.00	.36	.23	.00	.04
60	1.34	(285,23)	.00	1.34	.66	.11	.00	.00	.00	.00	.26	.29	.00	.03

SECOND HIGHEST 8-HOUR AVERAGED LINK CONTRIBUTIONS
IN PARTS PER MILLION (PPM)
INCLUDING AMBIENT BACKGROUND CONCENTRATIONS.

Rcptr No.	Total Conc	Ending Day Hr	Ambient Backgnd	Total Link	Link +1	Link +2	Link +3	Link +4	Link +5	Link +6	Link +7	Link +8	Link +9	Link +10
1	1.76	(326, 1)	.00	1.76	.00	1.10	.00	.00	.00	.00	.59	.00	.00	.07
2	1.77	(326, 1)	.00	1.77	.00	1.11	.00	.00	.00	.00	.59	.00	.00	.07
3	1.77	(326, 1)	.00	1.77	.00	1.11	.00	.00	.00	.00	.59	.00	.00	.07
4	1.81	(326, 1)	.00	1.81	.00	1.16	.00	.00	.00	.00	.59	.00	.00	.07
5	1.80	(326, 1)	.00	1.80	.00	1.14	.00	.00	.00	.00	.59	.00	.00	.07
6	1.77	(326, 1)	.00	1.77	.00	1.11	.00	.00	.00	.00	.59	.00	.00	.07
7	1.77	(326, 1)	.00	1.77	.00	1.11	.00	.00	.00	.00	.59	.00	.00	.07
8	1.80	(326, 1)	.00	1.80	.00	1.14	.00	.00	.00	.00	.59	.00	.00	.07
9	1.77	(326, 1)	.00	1.77	.00	1.11	.00	.00	.00	.00	.59	.00	.00	.07
10	1.80	(326, 1)	.00	1.80	.00	1.14	.00	.00	.00	.00	.59	.00	.00	.07
11	1.77	(326, 1)	.00	1.77	.00	1.11	.00	.00	.00	.00	.59	.00	.00	.07
12	1.77	(326, 1)	.00	1.77	.00	1.11	.00	.00	.00	.00	.59	.00	.00	.07
13	1.80	(326, 1)	.00	1.80	.00	1.14	.00	.00	.00	.00	.59	.00	.00	.07
14	1.79	(326, 1)	.00	1.79	.00	1.13	.00	.00	.00	.00	.59	.00	.00	.07
15	1.76	(326, 1)	.00	1.76	.00	1.11	.00	.00	.00	.00	.57	.00	.00	.07
16	1.76	(326, 1)	.00	1.76	.00	1.11	.00	.00	.00	.00	.57	.00	.00	.07
17	1.79	(316,17)	.00	1.79	.01	1.14	.00	.00	.00	.00	.56	.03	.00	.04
18	1.80	(326, 1)	.00	1.80	.00	1.14	.00	.00	.00	.01	.57	.00	.00	.07
19	1.81	(316,17)	.00	1.81	.01	1.17	.00	.00	.00	.00	.56	.01	.00	.06
20	1.83	(316,17)	.00	1.83	.01	1.17	.00	.00	.00	.00	.57	.01	.00	.06
21	1.83	(316,17)	.00	1.83	.01	1.17	.00	.00	.00	.00	.57	.01	.00	.06
22	1.84	(316,17)	.00	1.84	.01	1.17	.00	.00	.00	.00	.59	.01	.00	.06
23	1.86	(316,17)	.00	1.86	.01	1.17	.00	.00	.00	.00	.59	.01	.00	.07
24	1.87	(316,17)	.00	1.87	.01	1.19	.00	.00	.00	.00	.59	.01	.00	.07
25	1.89	(316,17)	.00	1.89	.01	1.19	.00	.00	.00	.00	.60	.01	.00	.07

LINK CONTRIBUTION TABLES

SECOND HIGHEST 8-HOUR AVERAGED LINK CONTRIBUTIONS
IN PARTS PER MILLION (PPM)
INCLUDING AMBIENT BACKGROUND CONCENTRATIONS.

Rcptr No.	Total Conc	Ending Day Hr	Ambient Backgnd	Total Link	Link +1	Link +2	Link +3	Link +4	Link +5	Link +6	Link +7	Link +8	Link +9	Link +10
26	1.90	(316,17)	.00	1.90	.01	1.19	.00	.00	.00	.00	.61	.01	.00	.07
27	1.90	(316,17)	.00	1.90	.01	1.19	.00	.00	.00	.00	.61	.01	.00	.07
28	1.90	(316,17)	.00	1.90	.01	1.19	.00	.00	.00	.00	.61	.01	.00	.07
29	1.89	(285,24)	.00	1.89	.00	1.20	.11	.00	.00	.20	.34	.00	.03	.00
30	1.83	(129,23)	.00	1.82	.00	1.25	.00	.00	.00	.00	.52	.00	.00	.05
31	1.88	(50,12)	.00	1.88	.00	1.27	.00	.00	.00	.00	.60	.00	.00	.02
32	1.80	(50,12)	.00	1.80	.00	1.13	.03	.00	.00	.00	.62	.00	.00	.02
33	1.66	(129,23)	.00	1.66	.00	.86	.21	.00	.00	.01	.52	.00	.00	.05
34	1.47	(50,12)	.00	1.47	.00	.62	.30	.00	.00	.02	.52	.00	.00	.02
35	1.40	(129,23)	.00	1.40	.00	.50	.39	.00	.00	.05	.42	.00	.00	.04
36	1.36	(129,23)	.00	1.36	.00	.41	.45	.00	.00	.09	.38	.00	.00	.04
37	1.32	(129,23)	.00	1.33	.00	.34	.50	.00	.00	.13	.32	.00	.00	.04
38	1.24	(316,17)	.00	1.24	.00	.23	.53	.00	.00	.21	.24	.00	.01	.01
39	1.20	(316,17)	.00	1.20	.00	.20	.53	.00	.00	.23	.21	.00	.01	.01
40	1.19	(285,24)	.00	1.19	.00	.00	.73	.01	.01	.37	.00	.00	.06	.00
41	1.18	(50,12)	.00	1.18	.00	.18	.53	.00	.00	.23	.22	.00	.02	.00
42	1.17	(50,12)	.00	1.17	.00	.18	.53	.00	.00	.23	.20	.00	.02	.00
43	1.13	(50,12)	.00	1.13	.00	.15	.55	.00	.00	.23	.18	.00	.02	.00
44	1.16	(285,24)	.00	1.16	.00	.00	.71	.01	.01	.36	.00	.00	.06	.00
45	1.17	(50,12)	.00	1.17	.00	.13	.60	.00	.00	.25	.17	.00	.02	.00
46	1.15	(50,12)	.00	1.15	.00	.13	.60	.00	.00	.25	.15	.00	.02	.00
47	1.13	(50,12)	.00	1.13	.00	.13	.60	.00	.00	.25	.13	.00	.02	.00
48	1.13	(50,12)	.00	1.13	.00	.12	.60	.00	.00	.27	.13	.00	.02	.00
49	1.12	(50,12)	.00	1.12	.00	.10	.60	.00	.00	.27	.13	.00	.02	.00
50	1.15	(50,12)	.00	1.15	.00	.08	.63	.00	.00	.28	.13	.00	.02	.00
51	1.12	(50,12)	.00	1.12	.00	.08	.62	.00	.00	.28	.12	.00	.02	.00
52	1.10	(316,17)	.00	1.10	.00	.07	.61	.00	.00	.30	.09	.00	.03	.00
53	1.10	(316,17)	.00	1.10	.00	.07	.61	.00	.00	.30	.09	.00	.03	.00
54	1.09	(316,17)	.00	1.09	.00	.07	.61	.00	.00	.30	.07	.00	.03	.00
55	1.07	(316,17)	.00	1.07	.00	.06	.61	.00	.00	.30	.07	.00	.03	.00
56	1.07	(50,12)	.00	1.07	.00	.05	.63	.00	.00	.28	.08	.00	.02	.00
57	1.54	(326, 1)	.00	1.54	.26	.66	.00	.00	.00	.00	.54	.01	.00	.07
58	1.39	(326, 1)	.00	1.39	.44	.34	.00	.00	.00	.00	.44	.10	.00	.06
59	1.21	(342,22)	.00	1.21	.40	.34	.00	.00	.00	.00	.35	.09	.00	.04
60	1.16	(342,22)	.00	1.16	.44	.28	.00	.00	.00	.00	.29	.14	.00	.03

JOB: HSS FDR Air Quality Existing/No Jets

RUN: FDR DRIVE BET E 67TH-75TH STS/NO JETS

LINK CONTRIBUTION TABLES

MAXIMUM 1-HOUR AVERAGED LINK CONTRIBUTIONS
IN PARTS PER MILLION (PPM)
INCLUDING AMBIENT BACKGROUND CONCENTRATIONS.

Rcptr No.	Total Conc	Ending Day Hr	Ambient Backgnd	Total Link	Link +1	Link +2	Link +3	Link +4	Link +5	Link +6	Link +7	Link +8	Link +9	Link +10
1	4.00	(41,18)	.00	4.00	.00	2.60	.10	.00	.00	.10	1.10	.00	.00	.10
2	3.80	(41,18)	.00	3.80	.00	2.50	.10	.00	.00	.10	1.00	.00	.00	.10
3	3.80	(41,18)	.00	3.80	.00	2.50	.10	.00	.00	.10	1.00	.00	.00	.10
4	3.90	(41,18)	.00	3.90	.00	2.60	.10	.00	.00	.10	1.00	.00	.00	.10
5	3.90	(41,18)	.00	3.90	.00	2.60	.10	.00	.00	.10	1.00	.00	.00	.10
6	3.80	(41,18)	.00	3.80	.00	2.50	.10	.00	.00	.10	1.00	.00	.00	.10
7	3.80	(41,18)	.00	3.80	.00	2.50	.10	.00	.00	.10	1.00	.00	.00	.10
8	3.80	(41,18)	.00	3.80	.00	2.50	.10	.00	.00	.10	1.00	.00	.00	.10
9	3.80	(41,18)	.00	3.80	.00	2.50	.10	.00	.00	.10	1.00	.00	.00	.10
10	3.80	(41,18)	.00	3.80	.00	2.50	.10	.00	.10	.10	.90	.00	.00	.10
11	3.80	(41,18)	.00	3.80	.00	2.50	.10	.00	.10	.10	.90	.00	.00	.10
12	3.70	(285,21)	.00	3.70	.00	2.40	.00	.00	.00	.00	1.20	.00	.00	.10
13	3.80	(41,18)	.00	3.80	.00	2.50	.10	.00	.10	.10	.90	.00	.00	.10
14	3.70	(285,21)	.00	3.70	.00	2.40	.00	.00	.00	.00	1.20	.00	.00	.10
15	3.70	(285,21)	.00	3.70	.00	2.40	.00	.00	.00	.00	1.20	.00	.00	.10
16	3.70	(285,21)	.00	3.70	.00	2.40	.00	.00	.00	.00	1.20	.00	.00	.10
17	3.70	(285,21)	.00	3.70	.00	2.40	.00	.00	.00	.00	1.20	.00	.00	.10
18	3.70	(285,21)	.00	3.70	.00	2.40	.00	.00	.00	.00	1.20	.00	.00	.10
19	3.70	(285,21)	.00	3.70	.00	2.40	.00	.00	.00	.00	1.20	.00	.00	.10
20	3.60	(41,18)	.00	3.60	.00	2.20	.20	.10	.10	.20	.70	.00	.10	.00
21	3.60	(50, 8)	.00	3.60	.00	2.30	.00	.00	.00	.00	1.20	.00	.00	.10
22	3.60	(50, 8)	.00	3.60	.00	2.30	.00	.00	.00	.00	1.20	.00	.00	.10
23	3.70	(285,21)	.00	3.70	.00	2.40	.00	.00	.00	.10	1.10	.00	.00	.10
24	3.70	(285,21)	.00	3.70	.00	2.40	.00	.00	.00	.10	1.10	.00	.00	.10
25	3.60	(50, 8)	.00	3.60	.00	2.30	.00	.00	.00	.00	1.20	.00	.00	.10
26	3.60	(50, 8)	.00	3.60	.00	2.30	.00	.00	.00	.00	1.20	.00	.00	.10
27	3.60	(50, 8)	.00	3.60	.00	2.30	.00	.00	.00	.00	1.20	.00	.00	.10
28	3.60	(50, 8)	.00	3.60	.00	2.30	.00	.00	.00	.00	1.20	.00	.00	.10
29	3.60	(50, 8)	.00	3.60	.00	2.30	.00	.00	.00	.00	1.20	.00	.00	.10
30	3.60	(50, 8)	.00	3.60	.00	2.30	.00	.00	.00	.00	1.20	.00	.00	.10
31	3.70	(50, 8)	.00	3.70	.00	2.40	.00	.00	.00	.00	1.20	.00	.00	.10
32	3.60	(50, 8)	.00	3.60	.00	2.20	.10	.00	.00	.00	1.20	.00	.00	.10
33	3.30	(316,17)	.00	3.30	.00	2.00	.20	.00	.00	.00	1.00	.00	.00	.10
34	3.10	(316,17)	.00	3.10	.00	1.60	.40	.00	.00	.00	1.00	.00	.00	.10
35	3.00	(316,17)	.00	3.00	.00	1.40	.60	.00	.00	.00	.90	.00	.00	.10
36	2.90	(316,17)	.00	2.90	.00	1.20	.70	.00	.00	.00	.90	.00	.00	.10
37	2.80	(316,17)	.00	2.80	.00	1.00	.80	.00	.00	.10	.80	.00	.00	.10
38	2.80	(316,17)	.00	2.80	.00	.90	.90	.00	.00	.10	.80	.00	.00	.10
39	2.70	(316,17)	.00	2.70	.00	.80	.90	.00	.00	.20	.70	.00	.00	.10

JOB: HSS FDR Air Quality Existing/No Jets

RUN: FDR DRIVE BET E 67TH-75TH STS/NO JETS

LINK CONTRIBUTION TABLES

MAXIMUM 1-HOUR AVERAGED LINK CONTRIBUTIONS
IN PARTS PER MILLION (PPM)
INCLUDING AMBIENT BACKGROUND CONCENTRATIONS.

Rcptr No.	Total Conc	Ending Day Hr	Ambient Backgnd	Total Link	Link +1	Link +2	Link +3	Link +4	Link +5	Link +6	Link +7	Link +8	Link +9	Link +10
40	2.70	(316,17)	.00	2.70	.00	.70	1.00	.00	.00	.20	.70	.00	.00	.10
41	2.50	(316,17)	.00	2.50	.00	.60	1.00	.00	.00	.20	.60	.00	.00	.10
42	2.50	(316,17)	.00	2.50	.00	.60	1.00	.00	.00	.20	.60	.00	.00	.10
43	2.40	(316,17)	.00	2.40	.00	.50	1.00	.00	.00	.30	.50	.00	.00	.10
44	2.40	(316,17)	.00	2.40	.00	.50	1.10	.00	.00	.30	.50	.00	.00	.00
45	2.30	(316,17)	.00	2.30	.00	.40	1.10	.00	.00	.30	.50	.00	.00	.00
46	2.20	(50, 8)	.00	2.20	.00	.10	1.20	.00	.00	.60	.20	.00	.10	.00
47	2.20	(316,17)	.00	2.20	.00	.40	1.10	.00	.00	.30	.40	.00	.00	.00
48	2.30	(316,17)	.00	2.30	.00	.40	1.10	.00	.00	.40	.40	.00	.00	.00
49	2.20	(316,17)	.00	2.20	.00	.30	1.10	.00	.00	.40	.40	.00	.00	.00
50	2.20	(316,17)	.00	2.20	.00	.30	1.20	.00	.00	.40	.30	.00	.00	.00
51	2.20	(316,17)	.00	2.20	.00	.30	1.20	.00	.00	.40	.30	.00	.00	.00
52	2.30	(316,17)	.00	2.30	.00	.30	1.20	.00	.00	.40	.30	.00	.10	.00
53	2.30	(316,17)	.00	2.30	.00	.30	1.20	.00	.00	.40	.30	.00	.10	.00
54	2.30	(316,17)	.00	2.30	.00	.30	1.20	.00	.00	.40	.30	.00	.10	.00
55	2.20	(285,21)	.00	2.20	.00	.00	.50	.90	.80	.00	.00	.00	.00	.00
56	2.10	(29, 9)	.00	2.10	.00	.10	1.20	.00	.00	.60	.10	.00	.10	.00
57	3.70	(41,18)	.00	3.70	.20	2.10	.10	.00	.00	.10	1.10	.00	.00	.10
58	3.60	(41,18)	.00	3.60	.50	1.70	.10	.00	.00	.10	1.10	.00	.00	.10
59	3.30	(41,18)	.00	3.30	.60	1.40	.10	.00	.00	.10	1.00	.00	.00	.10
60	3.30	(41,18)	.00	3.30	.80	1.10	.10	.00	.00	.10	1.00	.10	.00	.10

SECOND HIGHEST 1-HOUR AVERAGED LINK CONTRIBUTIONS
IN PARTS PER MILLION (PPM)
INCLUDING AMBIENT BACKGROUND CONCENTRATIONS.

Rcptr No.	Total Conc	Ending Day Hr	Ambient Backgnd	Total Link	Link +1	Link +2	Link +3	Link +4	Link +5	Link +6	Link +7	Link +8	Link +9	Link +10
1	3.70	(285,21)	.00	3.70	.00	2.40	.00	.00	.00	.00	1.20	.00	.00	.10
2	3.70	(285,21)	.00	3.70	.00	2.40	.00	.00	.00	.00	1.20	.00	.00	.10
3	3.70	(285,21)	.00	3.70	.00	2.40	.00	.00	.00	.00	1.20	.00	.00	.10
4	3.70	(285,21)	.00	3.70	.00	2.40	.00	.00	.00	.00	1.20	.00	.00	.10
5	3.70	(285,21)	.00	3.70	.00	2.40	.00	.00	.00	.00	1.20	.00	.00	.10
6	3.70	(285,21)	.00	3.70	.00	2.40	.00	.00	.00	.00	1.20	.00	.00	.10
7	3.70	(285,21)	.00	3.70	.00	2.40	.00	.00	.00	.00	1.20	.00	.00	.10
8	3.70	(285,21)	.00	3.70	.00	2.40	.00	.00	.00	.00	1.20	.00	.00	.10
9	3.70	(285,21)	.00	3.70	.00	2.40	.00	.00	.00	.00	1.20	.00	.00	.10
10	3.70	(285,21)	.00	3.70	.00	2.40	.00	.00	.00	.00	1.20	.00	.00	.10

JOB: HSS FDR Air Quality Existing/No Jets

RUN: FDR DRIVE BET E 67TH-75TH STS/NO JETS

LINK CONTRIBUTION TABLES

SECOND HIGHEST 1-HOUR AVERAGED LINK CONTRIBUTIONS
IN PARTS PER MILLION (PPM)
INCLUDING AMBIENT BACKGROUND CONCENTRATIONS.

Rcptr No.	Total Conc	Ending Day Hr	Ambient Backgnd	Total Link	Link +1	Link +2	Link +3	Link +4	Link +5	Link +6	Link +7	Link +8	Link +9	Link +10
11	3.70	(285,21)	.00	3.70	.00	2.40	.00	.00	.00	.00	1.20	.00	.00	.10
12	3.70	(41,18)	.00	3.70	.00	2.40	.10	.00	.10	.10	.90	.00	.00	.10
13	3.70	(285,21)	.00	3.70	.00	2.40	.00	.00	.00	.00	1.20	.00	.00	.10
14	3.70	(41,18)	.00	3.70	.00	2.40	.10	.00	.10	.10	.90	.00	.00	.10
15	3.70	(41,18)	.00	3.70	.00	2.40	.10	.00	.10	.20	.80	.00	.00	.10
16	3.50	(50, 8)	.00	3.50	.00	2.20	.00	.00	.00	.00	1.10	.10	.00	.10
17	3.60	(41,18)	.00	3.60	.00	2.30	.20	.00	.10	.20	.80	.00	.00	.00
18	3.60	(41,18)	.00	3.60	.00	2.30	.20	.10	.10	.20	.70	.00	.00	.00
19	3.60	(41,18)	.00	3.60	.00	2.30	.20	.10	.10	.20	.70	.00	.00	.00
20	3.60	(50, 8)	.00	3.60	.00	2.30	.00	.00	.00	.00	1.20	.00	.00	.10
21	3.60	(285,21)	.00	3.60	.00	2.40	.00	.00	.00	.00	1.10	.00	.00	.10
22	3.60	(285,21)	.00	3.60	.00	2.40	.00	.00	.00	.00	1.10	.00	.00	.10
23	3.60	(50, 8)	.00	3.60	.00	2.30	.00	.00	.00	.00	1.20	.00	.00	.10
24	3.60	(50, 8)	.00	3.60	.00	2.30	.00	.00	.00	.00	1.20	.00	.00	.10
25	3.60	(316,17)	.00	3.60	.10	2.40	.00	.00	.00	.00	.90	.10	.00	.10
26	3.60	(285,21)	.00	3.60	.00	2.30	.10	.00	.00	.20	.90	.00	.00	.10
27	3.60	(316,17)	.00	3.60	.10	2.40	.00	.00	.00	.00	.90	.10	.00	.10
28	3.60	(316,17)	.00	3.60	.10	2.40	.00	.00	.00	.00	.90	.10	.00	.10
29	3.60	(316,17)	.00	3.60	.10	2.40	.00	.00	.00	.00	.90	.10	.00	.10
30	3.50	(29, 9)	.00	3.50	.00	2.30	.00	.00	.00	.00	1.10	.00	.00	.10
31	3.60	(316,17)	.00	3.60	.00	2.50	.00	.00	.00	.00	.90	.10	.00	.10
32	3.50	(316,17)	.00	3.50	.00	2.40	.00	.00	.00	.00	.90	.10	.00	.10
33	3.20	(50, 8)	.00	3.20	.00	1.50	.40	.00	.00	.00	1.20	.00	.00	.10
34	3.00	(29, 9)	.00	3.00	.00	1.20	.60	.00	.00	.00	1.10	.00	.00	.10
35	2.80	(29, 9)	.00	2.80	.00	.90	.70	.00	.00	.10	1.00	.00	.00	.10
36	2.70	(29, 9)	.00	2.70	.00	.70	.90	.00	.00	.10	.90	.00	.00	.10
37	2.50	(50, 8)	.00	2.50	.00	.40	1.00	.00	.00	.30	.70	.00	.00	.10
38	2.40	(29, 9)	.00	2.40	.00	.40	1.00	.00	.00	.30	.60	.00	.00	.10
39	2.40	(50, 8)	.00	2.40	.00	.30	1.10	.00	.00	.40	.50	.00	.00	.10
40	2.40	(29, 9)	.00	2.40	.00	.30	1.10	.00	.00	.40	.50	.00	.00	.10
41	2.40	(29, 9)	.00	2.40	.00	.30	1.10	.00	.00	.40	.40	.00	.10	.10
42	2.30	(233, 7)	.00	2.30	.00	.50	.90	.00	.00	.20	.60	.00	.00	.10
43	2.20	(233, 7)	.00	2.20	.00	.40	.90	.00	.00	.30	.50	.00	.00	.10
44	2.20	(29, 9)	.00	2.20	.00	.20	1.10	.00	.00	.50	.30	.00	.10	.00
45	2.20	(50, 8)	.00	2.20	.00	.10	1.20	.00	.00	.60	.20	.00	.10	.00
46	2.20	(316,17)	.00	2.20	.00	.40	1.10	.00	.00	.30	.40	.00	.00	.00
47	2.10	(41,18)	.00	2.10	.00	.00	1.10	.30	.40	.30	.00	.00	.00	.00
48	2.10	(50, 8)	.00	2.10	.00	.10	1.20	.00	.00	.60	.10	.00	.10	.00
49	2.10	(50, 8)	.00	2.10	.00	.10	1.20	.00	.00	.60	.10	.00	.10	.00

JOB: HSS FDR Air Quality Existing/No Jets

RUN: FDR DRIVE BET E 67TH-75TH STS/NO JETS

LINK CONTRIBUTION TABLES

SECOND HIGHEST 1-HOUR AVERAGED LINK CONTRIBUTIONS
IN PARTS PER MILLION (PPM)
INCLUDING AMBIENT BACKGROUND CONCENTRATIONS.

Rcptr No.	Total Conc	Ending Day Hr	Ambient Backgnd	Total Link	Link +1	Link +2	Link +3	Link +4	Link +5	Link +6	Link +7	Link +8	Link +9	Link +10
50	2.10	(29, 9)	.00	2.10	.00	.10	1.20	.00	.00	.50	.20	.00	.10	.00
51	2.10	(285,21)	.00	2.10	.00	.00	1.20	.10	.30	.50	.00	.00	.00	.00
52	2.10	(285,21)	.00	2.10	.00	.00	1.10	.20	.40	.40	.00	.00	.00	.00
53	2.10	(285,21)	.00	2.10	.00	.00	1.10	.30	.50	.20	.00	.00	.00	.00
54	2.20	(285,21)	.00	2.20	.00	.00	.90	.50	.70	.10	.00	.00	.00	.00
55	2.20	(316,17)	.00	2.20	.00	.20	1.20	.00	.00	.40	.30	.00	.10	.00
56	2.10	(285,21)	.00	2.10	.00	.00	.00	1.30	.80	.00	.00	.00	.00	.00
57	3.20	(140, 7)	.00	3.20	.10	1.80	.10	.00	.00	.10	1.00	.00	.00	.10
58	3.20	(140, 7)	.00	3.20	.40	1.50	.10	.00	.00	.10	1.00	.00	.00	.10
59	3.00	(140, 7)	.00	3.00	.50	1.20	.10	.00	.00	.10	1.00	.00	.00	.10
60	2.80	(140, 7)	.00	2.80	.60	1.00	.10	.00	.00	.10	.90	.00	.00	.10

JOB: HSS FDR Air Quality Existing/No Jets

RUN: FDR DRIVE BET E 67TH-75TH STS/NO JETS

CALM DURATION FREQUENCY

Hours of Consecutive Calm Winds	Frequency of Occurrence	(Julian day/hour ending) of Significant Occurrences
1	155	(5,13)(5,19)(5,23)(6, 4)(29,10)(41,19)(49,19)(52, 8)(52,12)(59,18) (61,13)(63, 2)(63,24)(67,13)(73,17)(75, 1)(75,22)(76,16)(82,20)(83,14) (85, 5)(86,13)(87, 1)(88, 6)(92, 5)(109,21)(110, 1)(110, 3)(118, 7)(118, 9) (122, 7)(124,23)(126,21)(126,23)(127, 8)(131, 4)(135, 7)(139, 5)(139,16)(140, 6) (141, 4)(141, 8)(145, 4)(145, 6)(146,21)(147, 7)(147,13)(148, 2)(148, 8)(148,10) (150,21)(150,23)(154, 4)(154,18)(156, 5)(156,11)(156,15)(157,16)(158, 7)(160, 7) (160,11)(162,12)(162,22)(163, 2)(164, 5)(165, 2)(165,16)(165,22)(166,13)(170, 1) (170,15)(173, 1)(174, 4)(174,11)(174,14)(174,22)(175, 2)(175,16)(176, 7)(177,22) (180, 5)(182,24)(183, 5)(184, 4)(185, 8)(185,10)(188, 1)(190, 9)(194,21)(196, 3) (199, 2)(200, 2)(200,18)(200,23)(201, 1)(206, 3)(213,24)(216,10)(218,22)(219, 4) (224, 6)(225, 4)(226, 7)(227,17)(227,19)(227,21)(232, 5)(233, 6)(236,12)(238, 5) (247, 1)(247,11)(247,20)(249,16)(249,18)(249,20)(250,11)(253,10)(253,14)(257, 6) (258,22)(263,11)(264,24)(265, 2)(267, 5)(273,10)(275, 6)(281, 2)(281, 5)(282, 2) (282, 7)(282,15)(285,22)(286,23)(291, 6)(297,22)(298, 4)(298, 9)(305,23)(307, 4) (307,11)(308, 5)(310, 3)(315, 3)(316,16)(320,16)(326, 1)(326,17)(326,22)(330, 6) (338,24)(343,13)(350,14)(357, 4)(358, 4)
2	42	(6, 2)(26,13)(26,16)(34,15)(37,14)(50, 6)(66,24)(75, 4)(76,21)(83, 6) (95,22)(117,23)(124, 5)(125, 3)(127,12)(131, 1)(132, 7)(138, 1)(147, 5)(154, 9) (174, 2)(175, 5)(175, 8)(179,12)(190, 7)(196, 6)(197,17)(198, 5)(202,23)(211, 5) (228, 3)(253,22)(259, 2)(263, 5)(267,11)(279, 1)(293, 9)(310, 1)(314, 4)(326,14) (327, 2)(350,12)
3	14	(29, 6)(118, 4)(145, 1)(165, 8)(201, 6)(247,24)(282,12)(298, 2)(309,22)(314, 8) (320, 7)(320,11)(331, 7)(351, 5)
4	6	(1, 9)(115, 7)(141,13)(170, 6)(231, 7)(280, 5)
5	5	(64,15)(77, 3)(139, 2)(330, 3)(362,13)
6	3	(163,10)(225,13)(359,22)
7	1	(140, 4)
8	1	(54,14)
16	1	(48,12)
23	1	(13,18)

Program terminated normally

JOB: HSS FDR Air Quality Existing/No Jets

RUN: FDR DRIVE BET E 67TH-75TH STS/NO JETS

General Information

Run start date: 1/ 1/ 4 Julian: 1
end date: 12/31/ 4 Julian: 366

A Tier 2 approach was used for input data preparation.

The MODE flag has been set to C for calculating CO averages.

Ambient background concentrations are included in the averages below.

Site & Meteorological Constants

VS = .0 CM/S VD = .0 CM/S Z0 = 175. CM ATIM = 60.

Met. Sfc. Sta. Id & Yr = 72503 2004
Upper Air Sta. Id & Yr = 94703 2004

CAUTION: The input years for the Run and Meteorological data differ. The respective values are: 4 and 2004.

Urban mixing heights were processed.

In 2004, Julian day 1 is a Thursday.

The patterns from the input file have been assigned as follows:

Pattern # 1 is assigned to Monday.
Pattern # 1 is assigned to Tuesday.
Pattern # 1 is assigned to Wednesday.
Pattern # 1 is assigned to Thursday.
Pattern # 1 is assigned to Friday.
Pattern # 1 is assigned to Saturday.
Pattern # 1 is assigned to Sunday.

Link Data Constants - (Variable data in *.LNK file)

LINK DESCRIPTION	LINK COORDINATES (FT) X1	Y1	X2	Y2	LENGTH (FT)	BRG (DEG)	TYPE	H (FT)	W (FT)	NLANES
1. FDR N/B 67th-68th St*	-132.0	-225.0	15.0	-10.0	260.	34.	AG	.0	36.0	
2. FDR N/B 68th-71st St*	15.0	-10.0	438.0	608.0	749.	34.	AG	.0	36.0	
3. FDR N/B 71st-73rd St*	438.0	608.0	773.0	1098.0	594.	34.	AG	.0	36.0	
4. FDR N/B 73rd-75th St*	773.0	1098.0	1056.0	1625.0	598.	28.	AG	.0	36.0	
5. FDR S/B 75th-73rd St*	743.0	1118.0	1026.0	1645.0	598.	28.	AG	.0	36.0	
6. FDR S/B 73rd-71st St*	408.0	628.0	743.0	1118.0	594.	34.	AG	.0	36.0	

JOB: HSS FDR Air Quality Existing/No Jets

RUN: FDR DRIVE BET E 67TH-75TH STS/NO JETS

Link Data Constants - (Variable data in *.LNK file)

LINK DESCRIPTION	LINK COORDINATES (FT) X1	Y1	X2	Y2	LENGTH (FT)	BRG (DEG)	TYPE	H (FT)	W (FT)	NLANES
7. FDR S/B 71st-68th St	-15.0	10.0	408.0	628.0	749.	34.	AG	.0	36.0	
8. FDR S/B 68th-67th St	-162.0	-205.0	-15.0	10.0	260.	34.	AG	.0	36.0	
9. FDR Service Rd 73-71	385.0	644.0	720.0	1134.0	594.	34.	AG	.0	32.0	
10. FDR Service Rd 68-71	-38.0	26.0	385.0	644.0	749.	34.	AG	.0	32.0	

Receptor Data

RECEPTOR	COORDINATES (FT) X	Y	Z
1. RECEPTOR 1	34.0	-23.0	6.0
2. RECEPTOR 2	48.0	-4.0	6.0
3. RECEPTOR 3	62.0	17.0	6.0
4. RECEPTOR 4	75.0	37.0	6.0
5. RECEPTOR 5	89.0	57.0	6.0
6. RECEPTOR 6	103.0	77.0	6.0
7. RECEPTOR 7	117.0	97.0	6.0
8. RECEPTOR 8	130.0	117.0	6.0
9. RECEPTOR 9	144.0	137.0	6.0
10. RECEPTOR 10	158.0	158.0	6.0
11. RECEPTOR 11	172.0	178.0	6.0
12. RECEPTOR 12	186.0	198.0	6.0
13. RECEPTOR 13	199.0	218.0	6.0
14. RECEPTOR 14	213.0	238.0	6.0
15. RECEPTOR 15	227.0	258.0	6.0
16. RECEPTOR 16	241.0	278.0	6.0
17. RECEPTOR 17	255.0	299.0	6.0
18. RECEPTOR 18	268.0	319.0	6.0
19. RECEPTOR 19	282.0	339.0	6.0
20. RECEPTOR 20	296.0	359.0	6.0
21. RECEPTOR 21	310.0	379.0	6.0
22. RECEPTOR 22	323.0	399.0	6.0
23. RECEPTOR 23	337.0	419.0	6.0
24. RECEPTOR 24	351.0	440.0	6.0
25. RECEPTOR 25	365.0	460.0	6.0
26. RECEPTOR 26	379.0	480.0	6.0
27. RECEPTOR 27	392.0	500.0	6.0
28. RECEPTOR 28	406.0	520.0	6.0
29. RECEPTOR 29	420.0	540.0	6.0
30. RECEPTOR 30	434.0	561.0	6.0

JOB: HSS FDR Air Quality Existing/No Jets

RUN: FDR DRIVE BET E 67TH-75TH STS/NO JETS

Receptor Data

RECEPTOR	COORDINATES (FT) X	Y	Z
31. RECEPTOR 31	447.0	581.0	6.0
32. RECEPTOR 32	461.0	601.0	6.0
33. RECEPTOR 33	475.0	621.0	6.0
34. RECEPTOR 34	489.0	641.0	6.0
35. RECEPTOR 35	503.0	661.0	6.0
36. RECEPTOR 36	516.0	681.0	6.0
37. RECEPTOR 37	530.0	702.0	6.0
38. RECEPTOR 38	544.0	722.0	6.0
39. RECEPTOR 39	558.0	742.0	6.0
40. RECEPTOR 40	571.0	762.0	6.0
41. RECEPTOR 41	585.0	782.0	6.0
42. RECEPTOR 42	599.0	802.0	6.0
43. RECEPTOR 43	613.0	822.0	6.0
44. RECEPTOR 44	627.0	843.0	6.0
45. RECEPTOR 45	640.0	863.0	6.0
46. RECEPTOR 46	654.0	883.0	6.0
47. RECEPTOR 47	668.0	903.0	6.0
48. RECEPTOR 48	682.0	923.0	6.0
49. RECEPTOR 49	696.0	943.0	6.0
50. RECEPTOR 50	709.0	964.0	6.0
51. RECEPTOR 51	723.0	984.0	6.0
52. RECEPTOR 52	737.0	1004.0	6.0
53. RECEPTOR 53	751.0	1024.0	6.0
54. RECEPTOR 54	764.0	1044.0	6.0
55. RECEPTOR 55	778.0	1064.0	6.0
56. RECEPTOR 56	792.0	1084.0	6.0
57. RECEPTOR 57	20.0	-44.0	6.0
58. RECEPTOR 58	6.0	-64.0	6.0
59. RECEPTOR 59	-7.0	-84.0	6.0
60. RECEPTOR 60	-21.0	-104.0	6.0

JOB: HSS FDR Air Quality Existing/No Jets

RUN: FDR DRIVE BET E 67TH-75TH STS/NO JETS

Model Results

Remarks : In search of the wind direction corresponding to the maximum concentration, only the first direction, of the directions with the same maximum concentrations, is indicated as the maximum.

* MAXIMUM HOURLY CONCENTRATIONS WITH ANY AMBIENT BACKGROUND CONCENTRATIONS (BKG) ADDED (PPM)

	REC1	REC2	REC3	REC4	REC5	REC6	REC7	REC8	REC9	REC10
MAX+BKG	3.7	3.7	3.7	3.7	3.7	3.7	3.6	3.6	3.6	3.6
- BKG	.0	.0	.0	.0	.0	.0	.0	.0	.0	.0
MAX	3.7	3.7	3.7	3.7	3.7	3.7	3.6	3.6	3.6	3.6
WIND DIR	13	13	13	13	13	13	13	13	13	13
JULIAN	299	299	299	299	299	299	299	299	299	299
HOUR	18	18	18	18	18	18	18	18	18	18

	REC11	REC12	REC13	REC14	REC15	REC16	REC17	REC18	REC19	REC20
MAX+BKG	3.6	3.6	3.7	3.7	3.6	3.6	3.6	3.6	3.6	3.6
- BKG	.0	.0	.0	.0	.0	.0	.0	.0	.0	.0
MAX	3.6	3.6	3.7	3.7	3.6	3.6	3.6	3.6	3.6	3.6
WIND DIR	13	13	13	13	13	13	13	13	13	13
JULIAN	299	299	299	299	299	299	299	299	299	299
HOUR	18	18	18	18	18	18	18	18	18	18

	REC21	REC22	REC23	REC24	REC25	REC26	REC27	REC28	REC29	REC30
MAX+BKG	3.5	3.6	3.5	3.5	3.5	3.5	3.5	3.4	3.4	3.3
- BKG	.0	.0	.0	.0	.0	.0	.0	.0	.0	.0
MAX	3.5	3.6	3.5	3.5	3.5	3.5	3.5	3.4	3.4	3.3
WIND DIR	324	13	324	324	324	324	324	324	324	324
JULIAN	94	299	94	94	94	94	94	94	94	94
HOUR	17	18	17	17	17	17	17	17	17	17

	REC31	REC32	REC33	REC34	REC35	REC36	REC37	REC38	REC39	REC40
MAX+BKG	3.3	3.1	3.0	2.7	2.7	2.6	2.6	2.5	2.4	2.3
- BKG	.0	.0	.0	.0	.0	.0	.0	.0	.0	.0
MAX	3.3	3.1	3.0	2.7	2.7	2.6	2.6	2.5	2.4	2.3
WIND DIR	232	217	217	221	217	217	217	217	217	217
JULIAN	323	99	99	64	99	99	99	99	99	99
HOUR	16	18	18	16	18	18	18	18	18	18

JOB: HSS FDR Air Quality Existing/No Jets

RUN: FDR DRIVE BET E 67TH-75TH STS/NO JETS

* MAXIMUM HOURLY CONCENTRATIONS WITH ANY AMBIENT BACKGROUND CONCENTRATIONS (BKG) ADDED
(PPM)

	REC41	REC42	REC43	REC44	REC45	REC46	REC47	REC48	REC49	REC50
MAX+BKG	2.3	2.2	2.1	2.1	2.1	2.1	2.2	2.1	2.1	2.1
- BKG	.0	.0	.0	.0	.0	.0	.0	.0	.0	.0
MAX	2.3	2.2	2.1	2.1	2.1	2.1	2.2	2.1	2.1	2.1
WIND DIR	217	217	217	217	217	13	13	217	13	13
JULIAN	99	99	99	99	99	299	299	99	299	299
HOUR	18	18	18	18	18	18	18	18	18	18

	REC51	REC52	REC53	REC54	REC55	REC56	REC57	REC58	REC59	REC60
MAX+BKG	2.1	2.1	2.2	2.1	2.1	2.0	3.4	3.0	2.9	2.7
- BKG	.0	.0	.0	.0	.0	.0	.0	.0	.0	.0
MAX	2.1	2.1	2.2	2.1	2.1	2.0	3.4	3.0	2.9	2.7
WIND DIR	13	13	13	13	13	217	13	13	13	13
JULIAN	299	299	299	299	299	99	299	299	299	299
HOUR	18	18	18	18	18	18	18	18	18	18

THE HIGHEST CONCENTRATION OF 3.70 PPM OCCURRED AT RECEPTOR REC1 .

==========
Output Section
==========

NOTES PERTAINING TO THE REPORT

1. THE HIGHEST AVERAGE IN EACH OF THE FIRST TWO COLUMNS OF EACH TABLE BELOW ARE SUFFIXED BY AN ASTERISK (*). FOR PM OUTPUT, THERE IS ONLY ONE COLUMN AND ASTERISK FOR THE ANNUAL AVERAGE/PERIOD OF CONCERN TABLE.

2. THE NUMBERS IN PARENTHESES ARE THE JULIAN DAY AND ENDING HOUR FOR THE PRECEDING AVERAGE.

3. THE NUMBER OF CALM HOURS USED IN PRODUCING EACH AVERAGE ARE PREFIXED BY A C.

PRIMARY AVERAGES.

MAXIMUM 8-HOUR RUNNING NONOVERLAPPING AVERAGE CONCENTRATIONS
IN PARTS PER MILLION (PPM),
INCLUDING AMBIENT BACKGROUND CONCENTRATIONS.

Receptor Number	Highest Conc	Highest Ending Day Hr	Highest Calm	Second highest Conc	Second highest Ending Day Hr	Second highest Calm
1	1.63	(324,19)	C 2	1.56	(159, 1)	C 0
2	1.70	(324,19)	C 2	1.64	(327,22)	C 0
3	1.73	(94,21)	C 2	1.70	(324,19)	C 2
4	1.80	(94,21)	C 2	1.72	(327,22)	C 0
5	1.83	(94,21)	C 2	1.71	(327,22)	C 0
6	1.87	(94,21)	C 2	1.71	(327,22)	C 0
7	1.83	(94,21)	C 2	1.70	(327,22)	C 0
8	1.87	(94,21)	C 2	1.72	(324,19)	C 2
9	1.87	(94,21)	C 2	1.71	(327,22)	C 0
10	1.90	(94,21)	C 2	1.72	(324,19)	C 2
11	1.90	(94,21)	C 2	1.71	(327,22)	C 0
12	1.90	(94,21)	C 2	1.71	(327,22)	C 0
13	1.93	(94,21)	C 2	1.72	(323,18)	C 0
14	1.93	(94,21)	C 2	1.71	(327,22)	C 0
15	1.93	(94,21)	C 2	1.71	(327,22)	C 0
16	1.92	(94,21)	C 2	1.70	(327,22)	C 0
17	1.92	(94,21)	C 2	1.72	(327,22)	C 0
18	1.93	(94,21)	C 2	1.79	(323,18)	C 0
19	1.93	(94,21)	C 2	1.77	(323,18)	C 0
20	1.92	(94,21)	C 2	1.76	(323,18)	C 0
21	1.92	(94,21)	C 2	1.76	(323,18)	C 0
22	1.93	(94,21)	C 2	1.79	(323,18)	C 0
23	1.92	(94,21)	C 2	1.76	(323,18)	C 0
24	1.95*	(94,21)	C 2	1.81	(323,18)	C 0

JOB: HSS FDR Air Quality Existing/No Jets RUN: FDR DRIVE BET E 67TH-75TH STS/NO JETS

MAXIMUM 8-HOUR RUNNING NONOVERLAPPING AVERAGE CONCENTRATIONS
IN PARTS PER MILLION (PPM),
INCLUDING AMBIENT BACKGROUND CONCENTRATIONS.

Receptor Number	Highest Conc	Highest Ending Day Hr	Highest Calm	Second highest Conc	Second highest Ending Day Hr	Second highest Calm
25	1.95	(94,21)	C 2	1.77	(323,18)	C 0
26	1.93	(94,21)	C 2	1.77	(323,18)	C 0
27	1.95	(94,21)	C 2	1.80	(323,18)	C 0
28	1.93	(94,21)	C 2	1.79	(323,18)	C 0
29	1.88	(94,21)	C 2	1.79	(323,18)	C 0
30	1.88	(94,21)	C 2	1.80	(323,18)	C 0
31	1.86	(323,18)	C 0	1.85*	(94,21)	C 2
32	1.75	(323,19)	C 0	1.59	(260,23)	C 0
33	1.65	(323,19)	C 0	1.44	(261, 1)	C 0
34	1.47	(323,19)	C 0	1.35	(261, 1)	C 0
35	1.40	(323,18)	C 0	1.29	(261, 1)	C 0
36	1.35	(323,18)	C 0	1.16	(260,24)	C 0
37	1.26	(323,18)	C 0	1.19	(260,24)	C 0
38	1.20	(323,18)	C 0	1.08	(94,21)	C 2
39	1.20	(323,18)	C 0	1.05	(260,23)	C 0
40	1.12	(323,18)	C 0	1.08	(94,21)	C 2
41	1.15	(323,18)	C 0	1.07	(94,21)	C 2
42	1.11	(323,18)	C 0	1.05	(94,21)	C 2
43	1.11	(323,18)	C 0	1.05	(94,21)	C 2
44	1.08	(323,18)	C 0	1.07	(94,21)	C 2
45	1.09	(323,18)	C 0	1.08	(94,21)	C 2
46	1.07	(323,18)	C 0	1.07	(94,21)	C 2
47	1.06	(323,18)	C 0	1.05	(94,21)	C 2
48	1.06	(323,18)	C 0	1.05	(94,21)	C 2
49	1.06	(323,18)	C 0	1.03	(94,21)	C 2
50	1.06	(323,18)	C 0	1.03	(94,21)	C 2
51	1.06	(323,18)	C 0	1.03	(94,21)	C 2
52	1.06	(323,18)	C 0	1.03	(94,21)	C 2
53	1.06	(323,18)	C 0	1.05	(94,21)	C 2
54	1.07	(94,21)	C 2	1.06	(323,18)	C 0
55	1.05	(94,21)	C 2	1.05	(323,18)	C 0
56	1.05	(94,21)	C 2	1.05	(323,18)	C 0
57	1.44	(159, 1)	C 0	1.39	(32,23)	C 0
58	1.38	(159, 1)	C 0	1.26	(32,22)	C 0
59	1.29	(159, 1)	C 0	1.15	(32,22)	C 0
60	1.25	(159, 1)	C 0	1.15	(32,22)	C 0

FIVE HIGHEST 1-HOUR END-TO-END AVERAGE CONCENTRATIONS IN PARTS PER MILLION
INCLUDING AMBIENT BACKGROUND CONCENTRATIONS.

Rcptr No.	Highest Conc	Highest Ending Day Hr	Highest Calm	Second Highest Conc	Second Highest Ending Day Hr	Second Highest Calm	Third Highest Conc	Third Highest Ending Day Hr	Third Highest Calm	Fourth Highest Conc	Fourth Highest Ending Day Hr	Fourth Highest Calm	Fifth Highest Conc	Fifth Highest Ending Day Hr	Fifth Highest Calm
1	3.70*	(299,18)	C 0	3.10	(94,17)	C 0	3.10	(228, 8)	C 0	2.90	(229,14)	C 0	2.90	(267,19)	C 0

JOB: HSS FDR Air Quality Existing/No Jets

RUN: FDR DRIVE BET E 67TH-75TH STS/NO JETS

FIVE HIGHEST 1-HOUR END-TO-END AVERAGE CONCENTRATIONS IN PARTS PER MILLION
INCLUDING AMBIENT BACKGROUND CONCENTRATIONS.

Rcptr	Highest Ending			Second Highest Ending			Third Highest Ending			Fourth Highest Ending			Fifth Highest Ending		
No.	Conc	Day Hr	Calm	Conc	Day Hr	Calm	Conc	Day Hr	Calm	Conc	Day Hr	Calm	Conc	Day Hr	Calm
2	3.70	(299,18)	C 0	3.40	(94,17)	C 0	2.90	(228, 8)	C 0	2.90	(322, 8)	C 0	2.80	(229,14)	C 0
3	3.70	(299,18)	C 0	3.50*	(94,17)	C 0	2.90	(228, 8)	C 0	2.90	(322, 8)	C 0	2.80	(32,17)	C 0
4	3.70	(299,18)	C 0	3.50	(94,17)	C 0	3.00	(228, 8)	C 0	2.90	(267,19)	C 0	2.90	(322, 8)	C 0
5	3.70	(299,18)	C 0	3.50	(94,17)	C 0	3.00	(228, 8)	C 0	2.90	(267,19)	C 0	2.80	(32,17)	C 0
6	3.70	(299,18)	C 0	3.50	(94,17)	C 0	2.90	(228, 8)	C 0	2.80	(33,17)	C 0	2.80	(267,19)	C 0
7	3.60	(299,18)	C 0	3.50	(94,17)	C 0	2.90	(228, 8)	C 0	2.80	(33,17)	C 0	2.80	(267,19)	C 0
8	3.60	(299,18)	C 0	3.50	(94,17)	C 0	3.00	(228, 8)	C 0	2.80	(33,17)	C 0	2.80	(267,19)	C 0
9	3.60	(299,18)	C 0	3.50	(94,17)	C 0	3.00	(228, 8)	C 0	2.80	(95, 9)	C 0	2.80	(33,17)	C 0
10	3.60	(299,18)	C 0	3.50	(94,17)	C 0	3.00	(228, 8)	C 0	2.80	(95, 9)	C 0	2.80	(323,16)	C 0
11	3.60	(299,18)	C 0	3.50	(94,17)	C 0	3.00	(228, 8)	C 0	2.80	(95, 9)	C 0	2.80	(276,21)	C 0
12	3.60	(299,18)	C 0	3.50	(94,17)	C 0	3.00	(228, 8)	C 0	2.80	(267,19)	C 0	2.80	(323,16)	C 0
13	3.70	(299,18)	C 0	3.50	(94,17)	C 0	3.10	(228, 8)	C 0	3.00	(356,16)	C 0	2.90	(323,16)	C 0
14	3.70	(299,18)	C 0	3.50	(94,17)	C 0	3.00	(228, 8)	C 0	3.00	(276,21)	C 0	2.90	(323,16)	C 0
15	3.60	(299,18)	C 0	3.50	(94,17)	C 0	3.00	(228, 8)	C 0	3.00	(276,21)	C 0	3.00	(323,16)	C 0
16	3.60	(299,18)	C 0	3.50	(94,17)	C 0	3.00	(276,21)	C 0	3.00	(323,16)	C 0	3.00	(356,16)	C 0
17	3.60	(299,18)	C 0	3.50	(94,17)	C 0	3.00	(276,21)	C 0	3.00	(323,16)	C 0	3.00	(356,16)	C 0
18	3.60	(299,18)	C 0	3.50	(94,17)	C 0	3.20	(276,21)	C 0	3.10	(356,16)	C 0	3.10	(323,16)	C 0
19	3.60	(299,18)	C 0	3.50	(94,17)	C 0	3.10	(356,16)	C 0	3.10	(276,21)	C 0	3.10	(323,16)	C 0
20	3.60	(299,18)	C 0	3.50	(94,17)	C 0	3.10	(323,16)	C 0	3.10	(356,16)	C 0	3.10	(276,21)	C 0
21	3.50	(94,17)	C 0	3.40	(299,18)	C 0	3.10	(323,16)	C 0	3.10	(276,21)	C 0	3.00	(356,16)	C 0
22	3.60	(299,18)	C 0	3.50	(94,17)	C 0	3.10	(323,16)	C 0	3.10	(356,16)	C 0	3.10	(276,21)	C 0
23	3.50	(94,17)	C 0	3.40	(299,18)	C 0	3.10	(323,16)	C 0	3.10	(356,16)	C 0	3.00	(276,21)	C 0
24	3.50	(94,17)	C 0	3.40	(299,18)	C 0	3.10	(323,16)	C 0	3.10	(356,16)	C 0	3.00	(99,18)	C 0
25	3.50	(94,17)	C 0	3.40	(299,18)	C 0	3.10	(323,16)	C 0	3.10	(356,16)	C 0	3.00	(99,18)	C 0
26	3.50	(94,17)	C 0	3.20	(299,18)	C 0	3.10	(323,16)	C 0	3.10	(356,16)	C 0	3.00	(99,18)	C 0
27	3.50	(94,17)	C 0	3.20	(276,21)	C 0	3.10	(299,18)	C 0	3.10	(99,18)	C 0	3.10	(323,16)	C 0
28	3.40	(94,17)	C 0	3.20	(276,21)	C 0	3.10	(323,16)	C 0	3.10	(356,16)	C 0	3.00	(299,18)	C 0
29	3.40	(94,17)	C 0	3.10	(276,21)	C 0	3.10	(323,16)	C 0	3.10	(356,16)	C 0	3.00	(99,18)	C 0
30	3.30	(94,17)	C 0	3.20	(276,21)	C 0	3.10	(99,18)	C 0	3.10	(323,16)	C 0	3.10	(356,16)	C 0
31	3.30	(323,16)	C 0	3.30	(99,18)	C 0	3.20	(276,21)	C 0	3.20	(356,16)	C 0	3.00	(94,17)	C 0
32	3.10	(99,18)	C 0	3.10	(276,21)	C 0	3.10	(323,16)	C 0	3.10	(356,16)	C 0	2.70	(64,16)	C 0
33	3.00	(99,18)	C 0	2.90	(276,21)	C 0	2.90	(323,16)	C 0	2.90	(356,16)	C 0	2.70	(64,16)	C 0
34	2.70	(64,16)	C 0	2.70	(99,18)	C 0	2.70	(276,21)	C 0	2.70	(356,16)	C 0	2.60	(323,16)	C 0
35	2.70	(99,18)	C 0	2.60	(323,16)	C 0	2.50	(276,21)	C 0	2.50	(356,16)	C 0	2.40	(64,16)	C 0
36	2.60	(99,18)	C 0	2.40	(64,16)	C 0	2.40	(276,21)	C 0	2.40	(323,16)	C 0	2.30	(226,19)	C 0
37	2.60	(99,18)	C 0	2.40	(64,16)	C 0	2.30	(276,21)	C 0	2.30	(323,16)	C 0	2.30	(356,16)	C 0
38	2.50	(99,18)	C 0	2.30	(276,21)	C 0	2.20	(64,16)	C 0	2.10	(229, 9)	C 0	2.10	(299,18)	C 0
39	2.40	(99,18)	C 0	2.20	(276,21)	C 0	2.20	(323,16)	C 0	2.10	(64,16)	C 0	2.10	(226,19)	C 0
40	2.30	(99,18)	C 0	2.30	(276,21)	C 0	2.10	(64,16)	C 0	2.10	(299,18)	C 0	2.00	(226,19)	C 0
41	2.30	(99,18)	C 0	2.10	(276,21)	C 0	2.10	(299,18)	C 0	2.00	(64,16)	C 0	2.00	(323,16)	C 0
42	2.20	(99,18)	C 0	2.10	(276,21)	C 0	2.00	(299,18)	C 0	1.90	(356,16)	C 0	1.90	(64,16)	C 0

JOB: HSS FDR Air Quality Existing/No Jets

RUN: FDR DRIVE BET E 67TH-75TH STS/NO JETS

FIVE HIGHEST 1-HOUR END-TO-END AVERAGE CONCENTRATIONS IN PARTS PER MILLION
INCLUDING AMBIENT BACKGROUND CONCENTRATIONS.

Rcptr	Highest Ending			Second Highest Ending			Third Highest Ending			Fourth Highest Ending			Fifth Highest Ending		
No.	Conc	Day Hr	Calm	Conc	Day Hr	Calm	Conc	Day Hr	Calm	Conc	Day Hr	Calm	Conc	Day Hr	Calm
43	2.10	(99,18)	C 0	2.10	(299,18)	C 0	1.90	(323,16)	C 0	1.90	(64,16)	C 0	1.90	(276,21)	C 0
44	2.10	(99,18)	C 0	2.10	(299,18)	C 0	1.90	(323,16)	C 0	1.90	(64,16)	C 0	1.90	(276,21)	C 0
45	2.10	(99,18)	C 0	2.10	(299,18)	C 0	2.00	(276,21)	C 0	2.00	(64,16)	C 0	1.90	(323,16)	C 0
46	2.10	(299,18)	C 0	2.00	(99,18)	C 0	1.90	(276,21)	C 0	1.90	(323,16)	C 0	1.90	(356,16)	C 0
47	2.20	(299,18)	C 0	2.10	(99,18)	C 0	1.90	(276,21)	C 0	1.90	(323,16)	C 0	1.90	(356,16)	C 0
48	2.10	(99,18)	C 0	2.00	(299,18)	C 0	1.90	(276,21)	C 0	1.90	(323,16)	C 0	1.80	(94,17)	C 0
49	2.10	(299,18)	C 0	2.00	(99,18)	C 0	1.90	(276,21)	C 0	1.90	(323,16)	C 0	1.90	(356,16)	C 0
50	2.10	(299,18)	C 0	2.00	(99,18)	C 0	1.90	(276,21)	C 0	1.90	(323,16)	C 0	1.90	(356,16)	C 0
51	2.10	(299,18)	C 0	2.00	(99,18)	C 0	1.90	(276,21)	C 0	1.90	(323,16)	C 0	1.90	(356,16)	C 0
52	2.10	(299,18)	C 0	2.00	(99,18)	C 0	1.90	(276,21)	C 0	1.90	(323,16)	C 0	1.90	(356,16)	C 0
53	2.20	(299,18)	C 0	2.00	(99,18)	C 0	1.90	(94,17)	C 0	1.90	(323,16)	C 0	1.90	(356,16)	C 0
54	2.10	(299,18)	C 0	2.00	(94,17)	C 0	2.00	(99,18)	C 0	1.90	(323,16)	C 0	1.90	(356,16)	C 0
55	2.10	(299,18)	C 0	2.00	(99,18)	C 0	1.90	(323,16)	C 0	1.90	(356,16)	C 0	1.90	(94,17)	C 0
56	2.00	(99,18)	C 0	2.00	(299,18)	C 0	1.90	(323,16)	C 0	1.90	(356,16)	C 0	1.80	(64,16)	C 0
57	3.40	(299,18)	C 0	2.80	(228, 8)	C 0	2.70	(229,14)	C 0	2.60	(32,17)	C 0	2.60	(95, 9)	C 0
58	3.00	(299,18)	C 0	2.70	(228, 8)	C 0	2.60	(32,17)	C 0	2.60	(229,14)	C 0	2.50	(95, 9)	C 0
59	2.90	(299,18)	C 0	2.50	(32,17)	C 0	2.50	(228, 8)	C 0	2.50	(229,14)	C 0	2.40	(267,19)	C 0
60	2.70	(299,18)	C 0	2.50	(229,14)	C 0	2.40	(32,17)	C 0	2.40	(228, 8)	C 0	2.20	(267,19)	C 0

MAXIMUM 8-HOUR AVERAGED LINK CONTRIBUTIONS
IN PARTS PER MILLION (PPM)
INCLUDING AMBIENT BACKGROUND CONCENTRATIONS.

Rcptr No.	Total Conc	Ending Day Hr	Ambient Backgnd	Total Link	Link +1	Link +2	Link +3	Link +4	Link +5	Link +6	Link +7	Link +8	Link +9	Link +10
1	1.63	(324,19)	.00	1.63	.05	.95	.00	.00	.00	.00	.57	.02	.00	.05
2	1.70	(324,19)	.00	1.70	.00	1.05	.00	.00	.00	.00	.60	.00	.00	.05
3	1.73	(94,21)	.00	1.73	.07	1.03	.00	.00	.00	.00	.48	.12	.00	.03
4	1.80	(94,21)	.00	1.80	.05	1.10	.00	.00	.00	.00	.55	.07	.00	.03
5	1.83	(94,21)	.00	1.83	.03	1.12	.00	.00	.00	.00	.58	.05	.00	.05
6	1.87	(94,21)	.00	1.87	.03	1.13	.00	.00	.00	.00	.60	.05	.00	.05
7	1.83	(94,21)	.00	1.83	.02	1.13	.00	.00	.00	.00	.60	.03	.00	.05
8	1.87	(94,21)	.00	1.87	.02	1.17	.00	.00	.00	.00	.62	.02	.00	.05
9	1.87	(94,21)	.00	1.87	.02	1.17	.00	.00	.00	.00	.62	.02	.00	.05
10	1.90	(94,21)	.00	1.90	.02	1.18	.00	.00	.00	.00	.62	.02	.00	.07
11	1.90	(94,21)	.00	1.90	.02	1.17	.00	.00	.00	.00	.63	.02	.00	.07
12	1.90	(94,21)	.00	1.90	.02	1.17	.00	.00	.00	.00	.63	.02	.00	.07
13	1.93	(94,21)	.00	1.93	.02	1.20	.00	.00	.00	.00	.63	.02	.00	.07
14	1.93	(94,21)	.00	1.93	.02	1.20	.00	.00	.00	.00	.63	.02	.00	.07
15	1.93	(94,21)	.00	1.93	.02	1.18	.00	.00	.00	.00	.65	.02	.00	.07

JOB: HSS FDR Air Quality Existing/No Jets

RUN: FDR DRIVE BET E 67TH-75TH STS/NO JETS

LINK CONTRIBUTION TABLES

MAXIMUM 8-HOUR AVERAGED LINK CONTRIBUTIONS
IN PARTS PER MILLION (PPM)
INCLUDING AMBIENT BACKGROUND CONCENTRATIONS.

Rcptr No.	Total Conc	Ending Day Hr	Ambient Backgnd	Total Link	Link +1	Link +2	Link +3	Link +4	Link +5	Link +6	Link +7	Link +8	Link +9	Link +10
16	1.92	(94,21)	.00	1.92	.00	1.18	.00	.00	.00	.00	.65	.02	.00	.07
17	1.92	(94,21)	.00	1.92	.00	1.18	.00	.00	.00	.00	.65	.02	.00	.07
18	1.93	(94,21)	.00	1.93	.00	1.22	.00	.00	.00	.00	.65	.00	.00	.07
19	1.93	(94,21)	.00	1.93	.00	1.22	.00	.00	.00	.00	.65	.00	.00	.07
20	1.92	(94,21)	.00	1.92	.00	1.20	.00	.00	.00	.00	.65	.00	.00	.07
21	1.92	(94,21)	.00	1.92	.00	1.20	.00	.00	.00	.00	.65	.00	.00	.07
22	1.93	(94,21)	.00	1.93	.00	1.22	.00	.00	.00	.00	.65	.00	.00	.07
23	1.92	(94,21)	.00	1.92	.00	1.20	.00	.00	.00	.00	.65	.00	.00	.07
24	1.95	(94,21)	.00	1.95	.00	1.22	.00	.00	.00	.00	.67	.00	.00	.07
25	1.95	(94,21)	.00	1.95	.00	1.22	.00	.00	.00	.00	.67	.00	.00	.07
26	1.93	(94,21)	.00	1.93	.00	1.20	.00	.00	.00	.00	.67	.00	.00	.07
27	1.95	(94,21)	.00	1.95	.00	1.22	.00	.00	.00	.00	.67	.00	.00	.07
28	1.93	(94,21)	.00	1.93	.00	1.20	.00	.00	.00	.00	.67	.00	.00	.07
29	1.88	(94,21)	.00	1.88	.00	1.17	.00	.00	.00	.02	.63	.00	.00	.07
30	1.88	(94,21)	.00	1.88	.00	1.18	.02	.00	.00	.03	.60	.00	.00	.05
31	1.86	(323,18)	.00	1.86	.00	1.24	.01	.00	.00	.03	.56	.00	.00	.03
32	1.75	(323,19)	.00	1.75	.00	1.13	.01	.00	.00	.00	.57	.00	.00	.04
33	1.65	(323,19)	.00	1.65	.00	.82	.20	.00	.00	.00	.57	.00	.00	.05
34	1.47	(323,19)	.00	1.48	.00	.60	.31	.00	.00	.01	.51	.00	.00	.04
35	1.40	(323,18)	.00	1.40	.00	.44	.41	.00	.00	.08	.43	.00	.01	.04
36	1.35	(323,18)	.00	1.35	.00	.34	.46	.00	.00	.13	.38	.00	.01	.04
37	1.26	(323,18)	.00	1.26	.00	.26	.50	.00	.00	.15	.31	.00	.01	.03
38	1.20	(323,18)	.00	1.20	.00	.22	.51	.00	.00	.16	.28	.00	.01	.01
39	1.20	(323,18)	.00	1.20	.00	.20	.53	.00	.00	.19	.26	.00	.01	.01
40	1.12	(323,18)	.00	1.13	.00	.16	.55	.00	.00	.20	.20	.00	.01	.00
41	1.15	(323,18)	.00	1.15	.00	.14	.58	.00	.00	.22	.20	.00	.01	.00
42	1.11	(323,18)	.00	1.11	.00	.13	.58	.00	.00	.22	.18	.00	.01	.00
43	1.11	(323,18)	.00	1.11	.00	.13	.58	.00	.00	.25	.15	.00	.01	.00
44	1.08	(323,18)	.00	1.08	.00	.09	.59	.00	.00	.25	.14	.00	.01	.00
45	1.09	(323,18)	.00	1.09	.00	.09	.60	.00	.00	.26	.13	.00	.01	.00
46	1.07	(323,18)	.00	1.08	.00	.09	.60	.00	.00	.26	.11	.00	.01	.00
47	1.06	(323,18)	.00	1.06	.00	.08	.60	.00	.00	.26	.10	.00	.03	.00
48	1.06	(323,18)	.00	1.06	.00	.08	.60	.00	.00	.26	.10	.00	.03	.00
49	1.06	(323,18)	.00	1.06	.00	.08	.60	.00	.00	.26	.09	.00	.04	.00
50	1.06	(323,18)	.00	1.06	.00	.05	.60	.00	.00	.30	.08	.00	.04	.00
51	1.06	(323,18)	.00	1.06	.00	.05	.60	.00	.00	.30	.08	.00	.04	.00
52	1.06	(323,18)	.00	1.06	.00	.05	.60	.00	.00	.30	.08	.00	.04	.00
53	1.06	(323,18)	.00	1.06	.00	.05	.60	.00	.00	.31	.06	.00	.04	.00
54	1.07	(94,21)	.00	1.07	.00	.02	.62	.02	.03	.32	.02	.00	.05	.00

JOB: HSS FDR Air Quality Existing/No Jets

RUN: FDR DRIVE BET E 67TH-75TH STS/NO JETS

LINK CONTRIBUTION TABLES

MAXIMUM 8-HOUR AVERAGED LINK CONTRIBUTIONS
IN PARTS PER MILLION (PPM)
INCLUDING AMBIENT BACKGROUND CONCENTRATIONS.

Rcptr No.	Total Conc	Ending Day Hr	Ambient Backgnd	Total Link	Link +1	Link +2	Link +3	Link +4	Link +5	Link +6	Link +7	Link +8	Link +9	Link +10
55	1.05	(94,21)	.00	1.05	.00	.02	.58	.03	.08	.28	.02	.00	.03	.00
56	1.05	(94,21)	.00	1.05	.00	.02	.42	.20	.15	.22	.02	.00	.03	.00
57	1.44	(159, 1)	.00	1.44	.09	.90	.00	.00	.00	.03	.38	.03	.00	.03
58	1.38	(159, 1)	.00	1.38	.20	.74	.00	.00	.00	.00	.38	.03	.00	.04
59	1.29	(159, 1)	.00	1.29	.25	.61	.00	.00	.00	.00	.36	.03	.00	.04
60	1.25	(159, 1)	.00	1.25	.32	.52	.00	.00	.00	.00	.34	.03	.00	.04

SECOND HIGHEST 8-HOUR AVERAGED LINK CONTRIBUTIONS
IN PARTS PER MILLION (PPM)
INCLUDING AMBIENT BACKGROUND CONCENTRATIONS.

Rcptr No.	Total Conc	Ending Day Hr	Ambient Backgnd	Total Link	Link +1	Link +2	Link +3	Link +4	Link +5	Link +6	Link +7	Link +8	Link +9	Link +10
1	1.56	(159, 1)	.00	1.56	.04	1.06	.01	.00	.00	.03	.38	.03	.00	.03
2	1.64	(327,22)	.00	1.64	.04	1.00	.00	.00	.00	.00	.50	.06	.00	.04
3	1.70	(324,19)	.00	1.70	.00	1.05	.00	.00	.00	.00	.60	.00	.00	.05
4	1.72	(327,22)	.00	1.73	.00	1.08	.00	.00	.00	.00	.59	.01	.00	.05
5	1.71	(327,22)	.00	1.71	.00	1.06	.00	.00	.00	.00	.60	.00	.00	.05
6	1.71	(327,22)	.00	1.71	.00	1.05	.00	.00	.00	.00	.60	.00	.00	.06
7	1.70	(327,22)	.00	1.70	.00	1.04	.00	.00	.00	.00	.60	.00	.00	.06
8	1.72	(324,19)	.00	1.72	.00	1.07	.00	.00	.00	.00	.60	.00	.00	.05
9	1.71	(327,22)	.00	1.71	.00	1.05	.00	.00	.00	.00	.60	.00	.00	.06
10	1.72	(324,19)	.00	1.72	.00	1.07	.00	.00	.00	.00	.60	.00	.00	.05
11	1.71	(327,22)	.00	1.71	.00	1.05	.00	.00	.00	.00	.60	.00	.00	.06
12	1.71	(327,22)	.00	1.71	.00	1.05	.00	.00	.00	.00	.60	.00	.00	.06
13	1.72	(323,18)	.00	1.73	.04	1.13	.00	.00	.00	.00	.50	.05	.00	.01
14	1.71	(327,22)	.00	1.71	.00	1.05	.00	.00	.00	.00	.60	.00	.00	.06
15	1.71	(327,22)	.00	1.71	.00	1.05	.00	.00	.00	.00	.60	.00	.00	.06
16	1.70	(327,22)	.00	1.70	.00	1.04	.00	.00	.00	.00	.60	.00	.00	.06
17	1.72	(327,22)	.00	1.73	.00	1.05	.00	.00	.00	.01	.60	.00	.00	.06
18	1.79	(323,18)	.00	1.79	.00	1.17	.00	.00	.00	.00	.56	.03	.00	.03
19	1.77	(323,18)	.00	1.77	.00	1.17	.00	.00	.00	.00	.55	.03	.00	.03
20	1.76	(323,18)	.00	1.76	.00	1.16	.00	.00	.00	.00	.56	.01	.00	.03
21	1.76	(323,18)	.00	1.76	.00	1.16	.00	.00	.00	.00	.56	.01	.00	.03
22	1.79	(323,18)	.00	1.79	.00	1.19	.00	.00	.00	.00	.56	.00	.00	.04
23	1.76	(323,18)	.00	1.76	.00	1.16	.00	.00	.00	.00	.56	.00	.00	.04
24	1.81	(323,18)	.00	1.81	.00	1.20	.00	.00	.00	.00	.57	.00	.00	.04
25	1.77	(323,18)	.00	1.77	.00	1.17	.00	.00	.00	.00	.56	.00	.00	.04

JOB: HSS FDR Air Quality Existing/No Jets

RUN: FDR DRIVE BET E 67TH-75TH STS/NO JETS

LINK CONTRIBUTION TABLES

SECOND HIGHEST 8-HOUR AVERAGED LINK CONTRIBUTIONS
IN PARTS PER MILLION (PPM)
INCLUDING AMBIENT BACKGROUND CONCENTRATIONS.

Rcptr No.	Total Conc	Ending Day Hr	Ambient Backgnd	Total Link	Link #1	Link #2	Link #3	Link #4	Link #5	Link #6	Link #7	Link #8	Link #9	Link #10
26	1.77	(323,18)	.00	1.77	.00	1.16	.00	.00	.00	.00	.57	.00	.00	.04
27	1.80	(323,18)	.00	1.80	.00	1.19	.00	.00	.00	.00	.57	.00	.00	.04
28	1.79	(323,18)	.00	1.79	.00	1.17	.00	.00	.00	.00	.57	.00	.00	.04
29	1.79	(323,18)	.00	1.79	.00	1.17	.00	.00	.00	.00	.57	.00	.00	.04
30	1.80	(323,18)	.00	1.80	.00	1.19	.00	.00	.00	.00	.57	.00	.00	.04
31	1.85	(94,21)	.00	1.85	.00	1.12	.08	.00	.00	.08	.52	.00	.02	.03
32	1.59	(260,23)	.00	1.59	.00	1.00	.04	.00	.00	.00	.51	.00	.00	.04
33	1.44	(261, 1)	.00	1.44	.00	.76	.16	.00	.00	.00	.47	.00	.00	.04
34	1.35	(261, 1)	.00	1.35	.00	.56	.30	.00	.00	.01	.44	.00	.00	.04
35	1.29	(261, 1)	.00	1.29	.00	.44	.36	.00	.00	.06	.39	.00	.00	.04
36	1.16	(260,24)	.00	1.16	.00	.29	.41	.00	.00	.10	.32	.00	.00	.04
37	1.19	(260,24)	.00	1.19	.00	.26	.49	.00	.00	.14	.28	.00	.00	.03
38	1.08	(94,21)	.00	1.08	.00	.07	.60	.00	.00	.32	.07	.00	.03	.00
39	1.05	(260,23)	.00	1.05	.00	.15	.51	.00	.00	.19	.19	.00	.00	.01
40	1.08	(94,21)	.00	1.08	.00	.05	.60	.00	.00	.33	.05	.00	.05	.00
41	1.07	(94,21)	.00	1.07	.00	.05	.60	.00	.00	.32	.05	.00	.05	.00
42	1.05	(94,21)	.00	1.05	.00	.03	.60	.00	.00	.32	.05	.00	.05	.00
43	1.05	(94,21)	.00	1.05	.00	.03	.60	.00	.00	.33	.03	.00	.05	.00
44	1.07	(94,21)	.00	1.07	.00	.03	.62	.00	.00	.33	.03	.00	.05	.00
45	1.08	(94,21)	.00	1.08	.00	.03	.62	.00	.00	.35	.03	.00	.05	.00
46	1.07	(94,21)	.00	1.07	.00	.03	.62	.00	.00	.33	.03	.00	.05	.00
47	1.05	(94,21)	.00	1.05	.00	.02	.62	.00	.00	.33	.03	.00	.05	.00
48	1.05	(94,21)	.00	1.05	.00	.02	.62	.00	.00	.33	.03	.00	.05	.00
49	1.03	(94,21)	.00	1.03	.00	.02	.62	.00	.00	.33	.02	.00	.05	.00
50	1.03	(94,21)	.00	1.03	.00	.02	.62	.00	.00	.33	.02	.00	.05	.00
51	1.03	(94,21)	.00	1.03	.00	.02	.62	.00	.00	.33	.02	.00	.05	.00
52	1.03	(94,21)	.00	1.03	.00	.02	.62	.00	.00	.33	.02	.00	.05	.00
53	1.05	(94,21)	.00	1.05	.00	.02	.62	.00	.02	.33	.02	.00	.05	.00
54	1.06	(323,18)	.00	1.06	.00	.05	.61	.00	.00	.31	.06	.00	.03	.00
55	1.05	(323,18)	.00	1.05	.00	.05	.61	.00	.01	.30	.05	.00	.03	.00
56	1.05	(323,18)	.00	1.05	.00	.05	.55	.05	.05	.28	.05	.00	.03	.00
57	1.39	(32,23)	.00	1.39	.13	.76	.01	.00	.00	.01	.48	.00	.00	.00
58	1.26	(32,22)	.00	1.26	.25	.54	.01	.00	.00	.01	.43	.01	.00	.01
59	1.15	(32,22)	.00	1.15	.32	.39	.01	.00	.00	.01	.37	.03	.00	.01
60	1.15	(32,22)	.00	1.15	.38	.31	.01	.00	.00	.01	.34	.09	.00	.01

JOB: HSS FDR Air Quality Existing/No Jets

RUN: FDR DRIVE BET E 67TH-75TH STS/NO JETS

LINK CONTRIBUTION TABLES

MAXIMUM 1-HOUR AVERAGED LINK CONTRIBUTIONS
IN PARTS PER MILLION (PPM)
INCLUDING AMBIENT BACKGROUND CONCENTRATIONS.

Rcptr No.	Total Conc	Ending Day Hr	Ambient Backgnd	Total Link	Link +1	Link +2	Link +3	Link +4	Link +5	Link +6	Link +7	Link +8	Link +9	Link +10
1	3.70	(299,18)	.00	3.70	.00	2.40	.00	.00	.00	.00	1.20	.00	.00	.10
2	3.70	(299,18)	.00	3.70	.00	2.40	.00	.00	.00	.00	1.20	.00	.00	.10
3	3.70	(299,18)	.00	3.70	.00	2.40	.00	.00	.00	.00	1.20	.00	.00	.10
4	3.70	(299,18)	.00	3.70	.00	2.40	.00	.00	.00	.00	1.20	.00	.00	.10
5	3.70	(299,18)	.00	3.70	.00	2.40	.00	.00	.00	.00	1.20	.00	.00	.10
6	3.70	(299,18)	.00	3.70	.00	2.40	.00	.00	.00	.00	1.20	.00	.00	.10
7	3.60	(299,18)	.00	3.60	.00	2.40	.00	.00	.00	.00	1.10	.00	.00	.10
8	3.60	(299,18)	.00	3.60	.00	2.40	.00	.00	.00	.00	1.10	.00	.00	.10
9	3.60	(299,18)	.00	3.60	.00	2.40	.00	.00	.00	.00	1.10	.00	.00	.10
10	3.60	(299,18)	.00	3.60	.00	2.40	.00	.00	.00	.00	1.10	.00	.00	.10
11	3.60	(299,18)	.00	3.60	.00	2.40	.00	.00	.00	.00	1.10	.00	.00	.10
12	3.60	(299,18)	.00	3.60	.00	2.40	.00	.00	.00	.00	1.10	.00	.00	.10
13	3.70	(299,18)	.00	3.70	.00	2.40	.00	.00	.00	.10	1.10	.00	.00	.10
14	3.70	(299,18)	.00	3.70	.00	2.40	.00	.00	.00	.10	1.10	.00	.00	.10
15	3.60	(299,18)	.00	3.60	.00	2.30	.00	.00	.00	.10	1.10	.00	.00	.10
16	3.60	(299,18)	.00	3.60	.00	2.30	.00	.00	.00	.10	1.10	.00	.00	.10
17	3.60	(299,18)	.00	3.60	.00	2.30	.10	.00	.00	.10	1.00	.00	.00	.10
18	3.60	(299,18)	.00	3.60	.00	2.30	.10	.00	.00	.10	1.00	.00	.00	.10
19	3.60	(299,18)	.00	3.60	.00	2.30	.10	.00	.00	.10	1.00	.00	.00	.10
20	3.60	(299,18)	.00	3.60	.00	2.30	.10	.00	.00	.10	1.00	.00	.00	.10
21	3.50	(94,17)	.00	3.50	.00	2.20	.00	.00	.00	.00	1.20	.00	.00	.10
22	3.60	(299,18)	.00	3.60	.00	2.30	.10	.00	.00	.20	.90	.00	.00	.10
23	3.50	(94,17)	.00	3.50	.00	2.20	.00	.00	.00	.00	1.20	.00	.00	.10
24	3.50	(94,17)	.00	3.50	.00	2.20	.00	.00	.00	.00	1.20	.00	.00	.10
25	3.50	(94,17)	.00	3.50	.00	2.20	.00	.00	.00	.00	1.20	.00	.00	.10
26	3.50	(94,17)	.00	3.50	.00	2.20	.00	.00	.00	.00	1.20	.00	.00	.10
27	3.50	(94,17)	.00	3.50	.00	2.20	.00	.00	.00	.00	1.20	.00	.00	.10
28	3.40	(94,17)	.00	3.40	.00	2.10	.00	.00	.00	.00	1.20	.00	.00	.10
29	3.40	(94,17)	.00	3.40	.00	2.10	.00	.00	.00	.10	1.10	.00	.00	.10
30	3.30	(94,17)	.00	3.30	.00	2.00	.10	.00	.00	.20	.90	.00	.00	.10
31	3.30	(323,16)	.00	3.30	.00	2.20	.00	.00	.00	.00	1.00	.00	.00	.10
32	3.10	(99,18)	.00	3.10	.00	2.20	.00	.00	.00	.00	.80	.10	.00	.00
33	3.00	(99,18)	.00	3.00	.00	1.80	.20	.00	.00	.00	.80	.10	.00	.10
34	2.70	(64,16)	.00	2.70	.00	1.40	.40	.00	.00	.00	.80	.00	.00	.10
35	2.70	(99,18)	.00	2.70	.00	1.30	.50	.00	.00	.00	.80	.00	.00	.10
36	2.60	(99,18)	.00	2.60	.00	1.10	.60	.00	.00	.00	.80	.00	.00	.10
37	2.60	(99,18)	.00	2.60	.00	1.00	.70	.00	.00	.10	.70	.00	.00	.10
38	2.50	(99,18)	.00	2.50	.00	.90	.70	.00	.00	.10	.70	.00	.00	.10
39	2.40	(99,18)	.00	2.40	.00	.80	.80	.00	.00	.10	.60	.00	.00	.10

JOB: HSS FDR Air Quality Existing/No Jets

RUN: FDR DRIVE BET E 67TH-75TH STS/NO JETS

LINK CONTRIBUTION TABLES

MAXIMUM 1-HOUR AVERAGED LINK CONTRIBUTIONS
IN PARTS PER MILLION (PPM)
INCLUDING AMBIENT BACKGROUND CONCENTRATIONS.

Rcptr No.	Total Conc	Ending Day Hr	Ambient Backgnd	Total Link	Link +1	Link +2	Link +3	Link +4	Link +5	Link +6	Link +7	Link +8	Link +9	Link +10
40	2.30	(99,18)	.00	2.30	.00	.70	.80	.00	.00	.10	.60	.00	.00	.10
41	2.30	(99,18)	.00	2.30	.00	.60	.90	.00	.00	.20	.60	.00	.00	.00
42	2.20	(99,18)	.00	2.20	.00	.60	.90	.00	.00	.20	.50	.00	.00	.00
43	2.10	(99,18)	.00	2.10	.00	.50	.90	.00	.00	.20	.50	.00	.00	.00
44	2.10	(99,18)	.00	2.10	.00	.50	.90	.00	.00	.20	.50	.00	.00	.00
45	2.10	(99,18)	.00	2.10	.00	.50	1.00	.00	.00	.20	.40	.00	.00	.00
46	2.10	(299,18)	.00	2.10	.00	.00	1.20	.10	.20	.50	.00	.00	.10	.00
47	2.20	(299,18)	.00	2.20	.00	.00	1.20	.20	.30	.40	.00	.00	.10	.00
48	2.10	(99,18)	.00	2.10	.00	.40	1.00	.00	.00	.30	.40	.00	.00	.00
49	2.10	(299,18)	.00	2.10	.00	.00	1.10	.20	.40	.40	.00	.00	.00	.00
50	2.10	(299,18)	.00	2.10	.00	.00	1.10	.30	.40	.30	.00	.00	.00	.00
51	2.10	(299,18)	.00	2.10	.00	.00	1.00	.30	.50	.30	.00	.00	.00	.00
52	2.10	(299,18)	.00	2.10	.00	.00	.90	.40	.60	.20	.00	.00	.00	.00
53	2.20	(299,18)	.00	2.20	.00	.00	.80	.60	.70	.10	.00	.00	.00	.00
54	2.10	(299,18)	.00	2.10	.00	.00	.60	.80	.70	.00	.00	.00	.00	.00
55	2.10	(299,18)	.00	2.10	.00	.00	.30	1.10	.70	.00	.00	.00	.00	.00
56	2.00	(99,18)	.00	2.00	.00	.30	1.10	.00	.00	.40	.20	.00	.00	.00
57	3.40	(299,18)	.00	3.40	.30	1.80	.00	.00	.00	.00	1.20	.00	.00	.10
58	3.00	(299,18)	.00	3.00	.60	1.20	.00	.00	.00	.00	1.10	.00	.00	.10
59	2.90	(299,18)	.00	2.90	.80	.90	.00	.00	.00	.00	1.00	.10	.00	.10
60	2.70	(299,18)	.00	2.70	.90	.60	.00	.00	.00	.00	.90	.20	.00	.10

SECOND HIGHEST 1-HOUR AVERAGED LINK CONTRIBUTIONS
IN PARTS PER MILLION (PPM)
INCLUDING AMBIENT BACKGROUND CONCENTRATIONS.

Rcptr No.	Total Conc	Ending Day Hr	Ambient Backgnd	Total Link	Link +1	Link +2	Link +3	Link +4	Link +5	Link +6	Link +7	Link +8	Link +9	Link +10
1	3.10	(94,17)	.00	3.10	.30	1.60	.00	.00	.00	.00	.90	.20	.00	.10
2	3.40	(94,17)	.00	3.40	.00	2.20	.00	.00	.00	.00	1.10	.00	.00	.10
3	3.50	(94,17)	.00	3.50	.00	2.20	.00	.00	.00	.00	1.20	.00	.00	.10
4	3.50	(94,17)	.00	3.50	.00	2.20	.00	.00	.00	.00	1.20	.00	.00	.10
5	3.50	(94,17)	.00	3.50	.00	2.20	.00	.00	.00	.00	1.20	.00	.00	.10
6	3.50	(94,17)	.00	3.50	.00	2.20	.00	.00	.00	.00	1.20	.00	.00	.10
7	3.50	(94,17)	.00	3.50	.00	2.20	.00	.00	.00	.00	1.20	.00	.00	.10
8	3.50	(94,17)	.00	3.50	.00	2.20	.00	.00	.00	.00	1.20	.00	.00	.10
9	3.50	(94,17)	.00	3.50	.00	2.20	.00	.00	.00	.00	1.20	.00	.00	.10
10	3.50	(94,17)	.00	3.50	.00	2.20	.00	.00	.00	.00	1.20	.00	.00	.10

JOB: HSS FDR Air Quality Existing/No Jets

RUN: FDR DRIVE BET E 67TH-75TH STS/NO JETS

LINK CONTRIBUTION TABLES

SECOND HIGHEST 1-HOUR AVERAGED LINK CONTRIBUTIONS
IN PARTS PER MILLION (PPM)
INCLUDING AMBIENT BACKGROUND CONCENTRATIONS.

Rcptr No.	Total Conc	Ending Day Hr	Ambient Backgnd	Total Link	Link +1	Link +2	Link +3	Link +4	Link +5	Link +6	Link +7	Link +8	Link +9	Link +10
11	3.50	(94,17)	.00	3.50	.00	2.20	.00	.00	.00	.00	1.20	.00	.00	.10
12	3.50	(94,17)	.00	3.50	.00	2.20	.00	.00	.00	.00	1.20	.00	.00	.10
13	3.50	(94,17)	.00	3.50	.00	2.20	.00	.00	.00	.00	1.20	.00	.00	.10
14	3.50	(94,17)	.00	3.50	.00	2.20	.00	.00	.00	.00	1.20	.00	.00	.10
15	3.50	(94,17)	.00	3.50	.00	2.20	.00	.00	.00	.00	1.20	.00	.00	.10
16	3.50	(94,17)	.00	3.50	.00	2.20	.00	.00	.00	.00	1.20	.00	.00	.10
17	3.50	(94,17)	.00	3.50	.00	2.20	.00	.00	.00	.00	1.20	.00	.00	.10
18	3.50	(94,17)	.00	3.50	.00	2.20	.00	.00	.00	.00	1.20	.00	.00	.10
19	3.50	(94,17)	.00	3.50	.00	2.20	.00	.00	.00	.00	1.20	.00	.00	.10
20	3.50	(94,17)	.00	3.50	.00	2.20	.00	.00	.00	.00	1.20	.00	.00	.10
21	3.40	(299,18)	.00	3.40	.00	2.20	.10	.00	.00	.10	.90	.00	.00	.10
22	3.50	(94,17)	.00	3.50	.00	2.20	.00	.00	.00	.00	1.20	.00	.00	.10
23	3.40	(299,18)	.00	3.40	.00	2.20	.10	.00	.00	.20	.80	.00	.10	.00
24	3.40	(299,18)	.00	3.40	.00	2.20	.10	.00	.00	.20	.80	.00	.10	.00
25	3.40	(299,18)	.00	3.40	.00	2.10	.20	.00	.00	.30	.70	.00	.10	.00
26	3.20	(299,18)	.00	3.20	.00	2.00	.20	.00	.00	.30	.60	.00	.10	.00
27	3.20	(276,21)	.00	3.20	.00	2.20	.00	.00	.00	.00	.90	.00	.00	.10
28	3.20	(276,21)	.00	3.20	.00	2.20	.00	.00	.00	.00	.90	.00	.00	.10
29	3.10	(276,21)	.00	3.10	.00	2.10	.00	.00	.00	.00	.90	.00	.00	.10
30	3.20	(276,21)	.00	3.20	.00	2.20	.00	.00	.00	.00	.90	.00	.00	.10
31	3.30	(99,18)	.00	3.30	.10	2.30	.00	.00	.00	.00	.80	.10	.00	.00
32	3.10	(276,21)	.00	3.10	.00	2.10	.00	.00	.00	.00	.90	.00	.00	.10
33	2.90	(276,21)	.00	2.90	.00	1.60	.30	.00	.00	.00	.90	.00	.00	.10
34	2.70	(99,18)	.00	2.70	.00	1.50	.30	.00	.00	.00	.80	.00	.00	.10
35	2.60	(323,16)	.00	2.60	.00	.90	.70	.00	.00	.10	.80	.00	.00	.10
36	2.40	(64,16)	.00	2.40	.00	1.00	.60	.00	.00	.00	.70	.00	.00	.10
37	2.40	(64,16)	.00	2.40	.00	.80	.70	.00	.00	.10	.70	.00	.00	.10
38	2.30	(276,21)	.00	2.30	.00	.50	.90	.00	.00	.20	.60	.00	.00	.10
39	2.20	(276,21)	.00	2.20	.00	.50	.90	.00	.00	.20	.50	.00	.00	.10
40	2.30	(276,21)	.00	2.30	.00	.40	1.00	.00	.00	.30	.50	.00	.00	.10
41	2.10	(276,21)	.00	2.10	.00	.30	1.00	.00	.00	.30	.40	.00	.00	.10
42	2.10	(276,21)	.00	2.10	.00	.30	1.00	.00	.00	.30	.40	.00	.00	.10
43	2.10	(299,18)	.00	2.10	.00	.00	1.20	.10	.20	.50	.00	.00	.10	.00
44	2.10	(299,18)	.00	2.10	.00	.00	1.20	.10	.20	.50	.00	.00	.10	.00
45	2.10	(299,18)	.00	2.10	.00	.00	1.20	.10	.20	.50	.00	.00	.10	.00
46	2.00	(99,18)	.00	2.00	.00	.40	1.00	.00	.00	.20	.40	.00	.00	.00
47	2.10	(99,18)	.00	2.10	.00	.40	1.00	.00	.00	.30	.40	.00	.00	.00
48	2.00	(299,18)	.00	2.00	.00	.00	1.10	.20	.30	.40	.00	.00	.00	.00
49	2.00	(99,18)	.00	2.00	.00	.40	1.00	.00	.00	.30	.30	.00	.00	.00

JOB: HSS FDR Air Quality Existing/No Jets

RUN: FDR DRIVE BET E 67TH-75TH STS/NO JETS

LINK CONTRIBUTION TABLES

SECOND HIGHEST 1-HOUR AVERAGED LINK CONTRIBUTIONS
IN PARTS PER MILLION (PPM)
INCLUDING AMBIENT BACKGROUND CONCENTRATIONS.

Rcptr No.	Total Conc	Ending Day Hr	Ambient Backgnd	Total Link	Link +1	Link +2	Link +3	Link +4	Link +5	Link +6	Link +7	Link +8	Link +9	Link +10
50	2.00	(99,18)	.00	2.00	.00	.30	1.10	.00	.00	.30	.30	.00	.00	.00
51	2.00	(99,18)	.00	2.00	.00	.30	1.10	.00	.00	.30	.30	.00	.00	.00
52	2.00	(99,18)	.00	2.00	.00	.30	1.10	.00	.00	.30	.30	.00	.00	.00
53	2.00	(99,18)	.00	2.00	.00	.30	1.10	.00	.00	.30	.30	.00	.00	.00
54	2.00	(94,17)	.00	2.00	.00	.00	1.10	.10	.20	.50	.00	.00	.10	.00
55	2.00	(99,18)	.00	2.00	.00	.30	1.10	.00	.00	.30	.30	.00	.00	.00
56	2.00	(299,18)	.00	2.00	.00	.00	.00	1.30	.70	.00	.00	.00	.00	.00
57	2.80	(228, 8)	.00	2.80	.20	1.50	.00	.00	.00	.00	1.00	.00	.00	.10
58	2.70	(228, 8)	.00	2.70	.40	1.20	.00	.00	.00	.00	1.00	.00	.00	.10
59	2.50	(32,17)	.00	2.50	.40	1.10	.10	.00	.00	.10	.70	.00	.00	.10
60	2.50	(229,14)	.00	2.50	.50	.90	.10	.00	.00	.10	.80	.00	.00	.10

JOB: HSS FDR Air Quality Existing/No Jets

RUN: FDR DRIVE BET E 67TH-75TH STS/NO JETS

CALM DURATION FREQUENCY

Hours of Consecutive Calm Winds	Frequency of Occurrence	(Julian day/hour ending) of Significant Occurrences
1	126	(1,24)(2, 7)(4, 6)(5,21)(33,12)(36,17)(36,19)(43, 6)(43, 9)(52, 7) (55, 1)(55,22)(59, 9)(64, 3)(64, 5)(64,24)(80, 9)(81, 2)(84, 8)(85,22) (86, 1)(86, 7)(87, 5)(94,16)(98, 2)(105, 8)(109, 2)(113, 9)(113,12)(115, 5) (117,12)(125,21)(126, 1)(127,13)(130,22)(131, 1)(132, 2)(132,22)(133, 2)(133, 4) (133, 6)(133,12)(136, 3)(137,11)(137,21)(138,24)(139, 4)(140, 8)(140,21)(141, 2) (142,10)(143, 8)(146, 3)(146, 9)(147,21)(149,15)(163,14)(164,16)(171, 7)(173, 3) (174,13)(174,17)(177,17)(178, 4)(178, 8)(184,19)(184,21)(185,12)(188,24)(189,12) (192,21)(201,11)(202,22)(210,24)(211,11)(212, 1)(212, 5)(222, 5)(222,23)(226,20) (227, 6)(227,23)(228, 7)(229, 5)(229,12)(230, 6)(230, 9)(231, 3)(232,22)(234, 7) (247, 2)(256, 1)(256,12)(257, 1)(257,11)(260,11)(264,20)(266, 4)(268, 4)(268, 9) (271, 3)(274, 4)(276, 1)(276, 5)(281, 5)(281,13)(287, 4)(289, 4)(299,22)(299,24) (301,12)(302,16)(309,20)(312, 7)(321,23)(322, 2)(324,14)(327, 4)(328,22)(338, 1) (338, 3)(343, 2)(346, 5)(351, 1)(357, 5)(357, 8)
2	33	(2,24)(54,21)(64, 1)(83, 7)(94,14)(100, 1)(107,17)(133,10)(137, 2)(137,24) (149,10)(173, 6)(175,23)(180, 9)(182, 9)(183, 9)(193, 5)(222,10)(229,22)(255,20) (266, 7)(287,10)(288, 1)(289, 2)(292,17)(321,11)(322,14)(323, 8)(324, 6)(324,12) (356, 7)(357, 3)(360,15)
3	10	(2,19)(33,16)(60, 7)(80, 7)(135,24)(186, 6)(204, 6)(280, 9)(315,10)(338, 8) (
4	5	(203, 8)(271, 1)(278, 4)(323, 4)(327, 2)
6	2	(133,20)(282, 4)
7	1	(22,15)
10	1	(134, 7)
13	1	(184,11)

Program terminated normally

JOB: HSS FDR Air Quality Existing/35' Jets RUN: FDR DRIVE BET E 67TH-75TH STS/35' JETS

General Information

Run start date: 1/ 1/ 0 Julian: 1
end date: 12/31/ 0 Julian: 366

A Tier 2 approach was used for input data preparation.

The MODE flag has been set to C for calculating CO averages.

Ambient background concentrations are included in the averages below.

Site & Meteorological Constants

VS = .0 CM/S VD = .0 CM/S Z0 = 175. CM ATIM = 60.

Met. Sfc. Sta. Id & Yr = 72503 2000
Upper Air Sta. Id & Yr = 94703 2000

CAUTION: The input years for the Run and Meteorological data differ. The respective values are: 0 and 2000.

Urban mixing heights were processed.

In 2000, Julian day 1 is a Saturday.

The patterns from the input file have been assigned as follows:

Pattern # 1 is assigned to Monday.
Pattern # 1 is assigned to Tuesday.
Pattern # 1 is assigned to Wednesday.
Pattern # 1 is assigned to Thursday.
Pattern # 1 is assigned to Friday.
Pattern # 1 is assigned to Saturday.
Pattern # 1 is assigned to Sunday.

Link Data Constants - (Variable data in *.LNK file)

LINK DESCRIPTION	LINK COORDINATES (FT) X1	Y1	X2	Y2	LENGTH (FT)	BRG (DEG)	TYPE	H (FT)	W (FT)	NLANES
1. FDR N/B 67th-68th St	-132.0	-225.0	15.0	-10.0	260.	34.	AG	.0	36.0	
2. FDR N/B 68th-71st St	15.0	-10.0	438.0	608.0	749.	34.	AG	.0	36.0	
3. FDR N/B 71st-73rd St	438.0	608.0	773.0	1098.0	594.	34.	AG	.0	36.0	
4. FDR N/B 73rd-75th St	773.0	1098.0	1056.0	1625.0	598.	28.	AG	.0	36.0	
5. FDR S/B 75th-73rd St	743.0	1118.0	1026.0	1645.0	598.	28.	AG	.0	36.0	
6. FDR S/B 73rd-71st St	408.0	628.0	743.0	1118.0	594.	34.	AG	.0	36.0	

JOB: HSS FDR Air Quality Existing/35' Jets

RUN: FDR DRIVE BET E 67TH-75TH STS/35' JETS

Link Data Constants - (Variable data in *.LNK file)

LINK DESCRIPTION	LINK COORDINATES (FT) X1	Y1	X2	Y2	LENGTH (FT)	BRG (DEG)	TYPE	H (FT)	W (FT)	NLANES
7. FDR S/B 71st-68th St	-15.0	10.0	408.0	628.0	749.	34.	AG	.0	36.0	
8. FDR S/B 68th-67th St	-162.0	-205.0	-15.0	10.0	260.	34.	AG	.0	36.0	
9. FDR Service Rd 73-71	385.0	644.0	720.0	1134.0	594.	34.	AG	.0	32.0	
10. FDR Service Rd 68-71	-38.0	26.0	385.0	644.0	749.	34.	AG	.0	32.0	
11. FDR N/B 35' Jet 71St	438.0	608.0	458.0	637.0	35.	35.	AG	.0	32.0	
12. FDR S/B 35' Jet 68St	-15.0	10.0	-35.0	-19.0	35.	215.	AG	.0	32.0	

Receptor Data

RECEPTOR	COORDINATES (FT) X	Y	Z
1. RECEPTOR 1	34.0	-23.0	6.0
2. RECEPTOR 2	48.0	-4.0	6.0
3. RECEPTOR 3	62.0	17.0	6.0
4. RECEPTOR 4	75.0	37.0	6.0
5. RECEPTOR 5	89.0	57.0	6.0
6. RECEPTOR 6	103.0	77.0	6.0
7. RECEPTOR 7	117.0	97.0	6.0
8. RECEPTOR 8	130.0	117.0	6.0
9. RECEPTOR 9	144.0	137.0	6.0
10. RECEPTOR 10	158.0	158.0	6.0
11. RECEPTOR 11	172.0	178.0	6.0
12. RECEPTOR 12	186.0	198.0	6.0
13. RECEPTOR 13	199.0	218.0	6.0
14. RECEPTOR 14	213.0	238.0	6.0
15. RECEPTOR 15	227.0	258.0	6.0
16. RECEPTOR 16	241.0	278.0	6.0
17. RECEPTOR 17	255.0	299.0	6.0
18. RECEPTOR 18	268.0	319.0	6.0
19. RECEPTOR 19	282.0	339.0	6.0
20. RECEPTOR 20	296.0	359.0	6.0
21. RECEPTOR 21	310.0	379.0	6.0
22. RECEPTOR 22	323.0	399.0	6.0
23. RECEPTOR 23	337.0	419.0	6.0
24. RECEPTOR 24	351.0	440.0	6.0
25. RECEPTOR 25	365.0	460.0	6.0
26. RECEPTOR 26	379.0	480.0	6.0
27. RECEPTOR 27	392.0	500.0	6.0
28. RECEPTOR 28	406.0	520.0	6.0

JOB: HSS FDR Air Quality Existing/35' Jets

RUN: FDR DRIVE BET E 67TH-75TH STS/35' JETS

Receptor Data

RECEPTOR	COORDINATES (FT) X	Y	Z
29. RECEPTOR 29	420.0	540.0	6.0
30. RECEPTOR 30	434.0	561.0	6.0
31. RECEPTOR 31	447.0	581.0	6.0
32. RECEPTOR 32	461.0	601.0	6.0
33. RECEPTOR 33	475.0	621.0	6.0
34. RECEPTOR 34	489.0	641.0	6.0
35. RECEPTOR 35	503.0	661.0	6.0
36. RECEPTOR 36	516.0	681.0	6.0
37. RECEPTOR 37	530.0	702.0	6.0
38. RECEPTOR 38	544.0	722.0	6.0
39. RECEPTOR 39	558.0	742.0	6.0
40. RECEPTOR 40	571.0	762.0	6.0
41. RECEPTOR 41	585.0	782.0	6.0
42. RECEPTOR 42	599.0	802.0	6.0
43. RECEPTOR 43	613.0	822.0	6.0
44. RECEPTOR 44	627.0	843.0	6.0
45. RECEPTOR 45	640.0	863.0	6.0
46. RECEPTOR 46	654.0	883.0	6.0
47. RECEPTOR 47	668.0	903.0	6.0
48. RECEPTOR 48	682.0	923.0	6.0
49. RECEPTOR 49	696.0	943.0	6.0
50. RECEPTOR 50	709.0	964.0	6.0
51. RECEPTOR 51	723.0	984.0	6.0
52. RECEPTOR 52	737.0	1004.0	6.0
53. RECEPTOR 53	751.0	1024.0	6.0
54. RECEPTOR 54	764.0	1044.0	6.0
55. RECEPTOR 55	778.0	1064.0	6.0
56. RECEPTOR 56	792.0	1084.0	6.0
57. RECEPTOR 57	20.0	-44.0	6.0
58. RECEPTOR 58	6.0	-64.0	6.0
59. RECEPTOR 59	-7.0	-84.0	6.0
60. RECEPTOR 60	-21.0	-104.0	6.0

JOB: HSS FDR Air Quality Existing/35' Jets

RUN: FDR DRIVE BET E 67TH-75TH STS/35' JETS

Model Results

Remarks : In search of the wind direction corresponding to the maximum concentration, only the first direction, of the directions with the same maximum concentrations, is indicated as the maximum.

* MAXIMUM HOURLY CONCENTRATIONS WITH ANY AMBIENT BACKGROUND CONCENTRATIONS (BKG) ADDED
* (PPM)

	REC1	REC2	REC3	REC4	REC5	REC6	REC7	REC8	REC9	REC10
MAX+BKG	2.8	2.6	2.7	2.6	2.6	2.5	2.5	2.6	2.5	2.5
- BKG	.0	.0	.0	.0	.0	.0	.0	.0	.0	.0
MAX	2.8	2.6	2.7	2.6	2.6	2.5	2.5	2.6	2.5	2.5
WIND DIR	285	23	23	23	23	231	231	231	231	231
JULIAN	357	72	72	72	72	30	30	30	30	30
HOUR	9	8	8	8	8	18	18	18	18	18

	REC11	REC12	REC13	REC14	REC15	REC16	REC17	REC18	REC19	REC20
MAX+BKG	2.6	2.7	2.6	2.7	2.6	2.6	2.6	2.7	2.6	2.7
- BKG	.0	.0	.0	.0	.0	.0	.0	.0	.0	.0
MAX	2.6	2.7	2.6	2.7	2.6	2.6	2.6	2.7	2.6	2.7
WIND DIR	23	23	23	28	23	23	231	231	231	23
JULIAN	72	72	72	339	72	72	30	30	30	72
HOUR	8	8	8	17	8	8	18	18	18	8

	REC21	REC22	REC23	REC24	REC25	REC26	REC27	REC28	REC29	REC30
MAX+BKG	2.7	2.8	2.9	2.9	2.8	2.8	3.0	3.1	3.2	3.6
- BKG	.0	.0	.0	.0	.0	.0	.0	.0	.0	.0
MAX	2.7	2.8	2.9	2.9	2.8	2.8	3.0	3.1	3.2	3.6
WIND DIR	23	23	23	23	23	23	23	23	23	23
JULIAN	72	72	72	72	72	72	72	72	72	72
HOUR	8	8	8	8	8	8	8	8	8	8

	REC31	REC32	REC33	REC34	REC35	REC36	REC37	REC38	REC39	REC40
MAX+BKG	3.8	5.2	4.3	4.1	3.7	3.2	2.8	2.8	2.4	2.5
- BKG	.0	.0	.0	.0	.0	.0	.0	.0	.0	.0
MAX	3.8	5.2	4.3	4.1	3.7	3.2	2.8	2.8	2.4	2.5
WIND DIR	23	309	262	231	231	231	231	231	231	231
JULIAN	72	276	276	30	30	30	30	30	30	30
HOUR	8	21	20	18	18	18	18	18	18	18

JOB: HSS FDR Air Quality Existing/35' Jets RUN: FDR DRIVE BET E 67TH-75TH STS/35' JETS

* MAXIMUM HOURLY CONCENTRATIONS WITH ANY AMBIENT BACKGROUND CONCENTRATIONS (BKG) ADDED
(PPM)

	REC41	REC42	REC43	REC44	REC45	REC46	REC47	REC48	REC49	REC50
MAX+BKG	2.3	2.3	2.3	2.3	2.3	2.3	2.3	2.3	2.2	2.2
- BKG	.0	.0	.0	.0	.0	.0	.0	.0	.0	.0
MAX	2.3	2.3	2.3	2.3	2.3	2.3	2.3	2.3	2.2	2.2
WIND DIR	231	231	231	231	231	231	231	231	231	231
JULIAN	30	30	30	30	30	30	30	30	30	30
HOUR	18	18	18	18	18	18	18	18	18	18

	REC51	REC52	REC53	REC54	REC55	REC56	REC57	REC58	REC59	REC60
MAX+BKG	2.2	2.2	2.2	2.2	2.2	2.2	3.5	2.8	2.6	2.8
- BKG	.0	.0	.0	.0	.0	.0	.0	.0	.0	.0
MAX	2.2	2.2	2.2	2.2	2.2	2.2	3.5	2.8	2.6	2.8
WIND DIR	231	231	231	231	231	231	309	337	2	23
JULIAN	30	30	30	30	30	30	276	357	313	72
HOUR	18	18	18	18	18	18	21	8	14	8

THE HIGHEST CONCENTRATION OF 5.20 PPM OCCURRED AT RECEPTOR REC32.

JOB: HSS FDR Air Quality Existing/35' Jets

RUN: FDR DRIVE BET E 67TH-75TH STS/35' JETS

==========
Output Section
==========

NOTES PERTAINING TO THE REPORT

1. THE HIGHEST AVERAGE IN EACH OF THE FIRST TWO COLUMNS OF EACH TABLE BELOW ARE SUFFIXED BY AN ASTERISK (*). FOR PM OUTPUT, THERE IS ONLY ONE COLUMN AND ASTERISK FOR THE ANNUAL AVERAGE/PERIOD OF CONCERN TABLE.

2. THE NUMBERS IN PARENTHESES ARE THE JULIAN DAY AND ENDING HOUR FOR THE PRECEDING AVERAGE.

3. THE NUMBER OF CALM HOURS USED IN PRODUCING EACH AVERAGE ARE PREFIXED BY A C.

PRIMARY AVERAGES.

MAXIMUM 8-HOUR RUNNING NONOVERLAPPING AVERAGE CONCENTRATIONS
IN PARTS PER MILLION (PPM),
INCLUDING AMBIENT BACKGROUND CONCENTRATIONS.

Receptor Number	Highest Conc	Highest Ending Day Hr	Highest Calm	Second highest Conc	Second highest Ending Day Hr	Second highest Calm
1	1.53	(253,14)	C 2	1.52	(313,19)	C 2
2	1.83	(313,19)	C 2	1.45	(324,20)	C 0
3	1.95	(313,19)	C 2	1.40	(324,22)	C 0
4	1.95	(313,19)	C 2	1.39	(324,22)	C 0
5	1.80	(313,19)	C 2	1.37	(324,21)	C 0
6	1.72	(313,19)	C 2	1.36	(324,21)	C 0
7	1.70	(313,19)	C 2	1.33	(253,13)	C 2
8	1.65	(313,19)	C 2	1.35	(324,21)	C 0
9	1.62	(313,19)	C 2	1.33	(324,21)	C 0
10	1.58	(313,19)	C 2	1.33	(324,21)	C 0
11	1.58	(313,19)	C 2	1.32	(324,21)	C 0
12	1.57	(313,19)	C 2	1.31	(324,21)	C 0
13	1.57	(313,19)	C 2	1.34	(324,21)	C 0
14	1.57	(313,19)	C 2	1.33	(324,21)	C 0
15	1.57	(313,19)	C 2	1.33	(324,21)	C 0
16	1.57	(313,19)	C 2	1.29	(324,21)	C 0
17	1.57	(313,19)	C 2	1.28	(324,21)	C 0
18	1.60	(313,19)	C 2	1.32	(324,21)	C 0
19	1.58	(313,19)	C 2	1.29	(324,21)	C 0
20	1.58	(313,19)	C 2	1.29	(324,21)	C 0
21	1.58	(313,19)	C 2	1.28	(253,13)	C 2
22	1.63	(313,19)	C 2	1.31	(324,21)	C 0
23	1.62	(313,19)	C 2	1.30	(324,21)	C 0
24	1.65	(313,19)	C 2	1.31	(324,21)	C 0

JOB: HSS FDR Air Quality Existing/35' Jets RUN: FDR DRIVE BET E 67TH-75TH STS/35' JETS

MAXIMUM 8-HOUR RUNNING NONOVERLAPPING AVERAGE CONCENTRATIONS
IN PARTS PER MILLION (PPM),
INCLUDING AMBIENT BACKGROUND CONCENTRATIONS.

Receptor Number	Highest Conc	Highest Ending Day Hr	Highest Calm	Second highest Conc	Second highest Ending Day Hr	Second highest Calm
25	1.62	(313,19)	C 2	1.30	(324,21)	C 0
26	1.62	(313,19)	C 2	1.31	(84,14)	C 1
27	1.63	(313,19)	C 2	1.31	(324,21)	C 0
28	1.65	(313,19)	C 2	1.30	(84,14)	C 1
29	1.70	(313,19)	C 2	1.37	(253,14)	C 2
30	1.77	(313,19)	C 2	1.56	(84,14)	C 1
31	2.00	(313,19)	C 2	1.93	(338,23)	C 0
32	2.71	(357,13)	C 1	2.45	(186,16)	C 2
33	2.84*	(313,21)	C 1	2.70*	(324,22)	C 0
34	2.45	(313,19)	C 2	1.91	(324,21)	C 0
35	1.82	(313,19)	C 2	1.52	(324,21)	C 0
36	1.58	(313,19)	C 2	1.37	(2, 2)	C 2
37	1.45	(313,19)	C 2	1.27	(2, 2)	C 2
38	1.42	(313,19)	C 2	1.21	(324,21)	C 0
39	1.38	(313,19)	C 2	1.15	(324,21)	C 0
40	1.38	(313,19)	C 2	1.15	(253,13)	C 2
41	1.38	(313,19)	C 2	1.15	(324,21)	C 0
42	1.33	(313,19)	C 2	1.14	(324,21)	C 0
43	1.28	(313,19)	C 2	1.11	(324,21)	C 0
44	1.28	(313,19)	C 2	1.13	(324,21)	C 0
45	1.35	(313,19)	C 2	1.10	(253,13)	C 2
46	1.32	(313,19)	C 2	1.09	(324,21)	C 0
47	1.33	(313,19)	C 2	1.09	(324,21)	C 0
48	1.32	(313,19)	C 2	1.06	(324,21)	C 0
49	1.32	(313,19)	C 2	1.07	(324,21)	C 0
50	1.33	(313,19)	C 2	1.11	(324,21)	C 0
51	1.37	(313,19)	C 2	1.11	(324,21)	C 0
52	1.33	(313,19)	C 2	1.09	(324,21)	C 0
53	1.37	(313,19)	C 2	1.08	(324,21)	C 0
54	1.38	(313,19)	C 2	1.10	(253,13)	C 2
55	1.38	(313,19)	C 2	1.08	(324,21)	C 0
56	1.30	(313,19)	C 2	1.06	(324,21)	C 0
57	1.56	(357,13)	C 1	1.48	(186,16)	C 2
58	1.53	(313,19)	C 2	1.39	(357,13)	C 1
59	1.47	(313,19)	C 2	1.30	(84,14)	C 1
60	1.42	(313,19)	C 2	1.26	(84,13)	C 1

FIVE HIGHEST 1-HOUR END-TO-END AVERAGE CONCENTRATIONS IN PARTS PER MILLION
INCLUDING AMBIENT BACKGROUND CONCENTRATIONS.

Rcptr No.	Highest Conc	Highest Ending Day Hr	Highest Calm	Second Highest Conc	Second Highest Ending Day Hr	Second Highest Calm	Third Highest Conc	Third Highest Ending Day Hr	Third Highest Calm	Fourth Highest Conc	Fourth Highest Ending Day Hr	Fourth Highest Calm	Fifth Highest Conc	Fifth Highest Ending Day Hr	Fifth Highest Calm
1	2.80	(357, 9)	C 0	2.80	(72, 8)	C 0	2.80	(239, 7)	C 0	2.80	(356, 7)	C 0	2.70	(276,21)	C 0

JOB: HSS FDR Air Quality Existing/35' Jets

RUN: FDR DRIVE BET E 67TH-75TH STS/35' JETS

FIVE HIGHEST 1-HOUR END-TO-END AVERAGE CONCENTRATIONS IN PARTS PER MILLION
INCLUDING AMBIENT BACKGROUND CONCENTRATIONS.

Rcptr	Highest Ending			Second Highest Ending			Third Highest Ending			Fourth Highest Ending			Fifth Highest Ending		
No.	Conc	Day Hr	Calm	Conc	Day Hr	Calm	Conc	Day Hr	Calm	Conc	Day Hr	Calm	Conc	Day Hr	Calm
2	2.60	(72, 8)	C 0	2.50	(276,20)	C 0	2.50	(339,17)	C 0	2.40	(84, 7)	C 0	2.40	(309, 7)	C 0
3	2.70	(72, 8)	C 0	2.50	(84, 7)	C 0	2.50	(276,20)	C 0	2.50	(284,20)	C 0	2.50	(309, 7)	C 0
4	2.60	(72, 8)	C 0	2.60	(284,20)	C 0	2.60	(30,18)	C 0	2.50	(84, 7)	C 0	2.50	(309, 7)	C 0
5	2.60	(72, 8)	C 0	2.50	(30,18)	C 0	2.50	(84, 7)	C 0	2.50	(309, 7)	C 0	2.50	(339,17)	C 0
6	2.50	(30,18)	C 0	2.50	(72, 8)	C 0	2.50	(339,17)	C 0	2.30	(284,20)	C 0	2.30	(84, 7)	C 0
7	2.50	(30,18)	C 0	2.50	(72, 8)	C 0	2.40	(339,17)	C 0	2.30	(84, 7)	C 0	2.30	(309, 7)	C 0
8	2.60	(30,18)	C 0	2.50	(72, 8)	C 0	2.50	(339,17)	C 0	2.30	(84, 7)	C 0	2.30	(309, 7)	C 0
9	2.50	(30,18)	C 0	2.50	(72, 8)	C 0	2.40	(339,17)	C 0	2.40	(84, 7)	C 0	2.40	(309, 7)	C 0
10	2.50	(30,18)	C 0	2.50	(72, 8)	C 0	2.50	(339,17)	C 0	2.40	(84, 7)	C 0	2.40	(309, 7)	C 0
11	2.60	(72, 8)	C 0	2.50	(30,18)	C 0	2.50	(339,17)	C 0	2.30	(84, 7)	C 0	2.30	(309, 7)	C 0
12	2.70	(72, 8)	C 0	2.50	(30,18)	C 0	2.50	(339,17)	C 0	2.30	(84, 7)	C 0	2.30	(309, 7)	C 0
13	2.60	(72, 8)	C 0	2.60	(339,17)	C 0	2.50	(30,18)	C 0	2.30	(84, 7)	C 0	2.30	(309, 7)	C 0
14	2.70	(339,17)	C 0	2.60	(72, 8)	C 0	2.50	(30,18)	C 0	2.30	(84, 7)	C 0	2.30	(309, 7)	C 0
15	2.60	(72, 8)	C 0	2.60	(339,17)	C 0	2.50	(30,18)	C 0	2.40	(84, 7)	C 0	2.40	(309, 7)	C 0
16	2.60	(72, 8)	C 0	2.50	(30,18)	C 0	2.50	(339,17)	C 0	2.30	(84, 7)	C 0	2.30	(309, 7)	C 0
17	2.60	(30,18)	C 0	2.60	(72, 8)	C 0	2.50	(339,17)	C 0	2.30	(84, 7)	C 0	2.30	(309, 7)	C 0
18	2.70	(30,18)	C 0	2.60	(72, 8)	C 0	2.50	(339,17)	C 0	2.40	(84, 7)	C 0	2.40	(309, 7)	C 0
19	2.60	(30,18)	C 0	2.60	(72, 8)	C 0	2.50	(339,17)	C 0	2.30	(84, 7)	C 0	2.30	(309, 7)	C 0
20	2.70	(72, 8)	C 0	2.60	(30,18)	C 0	2.30	(339,17)	C 0	2.30	(288, 7)	C 0	2.20	(84, 7)	C 0
21	2.70	(72, 8)	C 0	2.70	(339,17)	C 0	2.60	(30,18)	C 0	2.30	(84, 7)	C 0	2.30	(309, 7)	C 0
22	2.80	(72, 8)	C 0	2.70	(339,17)	C 0	2.60	(30,18)	C 0	2.40	(84, 7)	C 0	2.40	(309, 7)	C 0
23	2.90	(72, 8)	C 0	2.60	(30,18)	C 0	2.50	(339,17)	C 0	2.40	(84, 7)	C 0	2.40	(309, 7)	C 0
24	2.90	(72, 8)	C 0	2.70	(339,17)	C 0	2.50	(84, 7)	C 0	2.50	(309, 7)	C 0	2.50	(30,18)	C 0
25	2.80	(72, 8)	C 0	2.70	(339,17)	C 0	2.60	(84, 7)	C 0	2.60	(309, 7)	C 0	2.50	(30,18)	C 0
26	2.80	(72, 8)	C 0	2.70	(339,17)	C 0	2.60	(84, 7)	C 0	2.60	(309, 7)	C 0	2.50	(30,18)	C 0
27	3.00	(72, 8)	C 0	2.70	(84, 7)	C 0	2.70	(309, 7)	C 0	2.70	(339,17)	C 0	2.60	(30,18)	C 0
28	3.10	(72, 8)	C 0	2.70	(339,17)	C 0	2.70	(84, 7)	C 0	2.70	(309, 7)	C 0	2.60	(30,18)	C 0
29	3.20	(72, 8)	C 0	3.00	(339,17)	C 0	2.90	(84, 7)	C 0	2.90	(309, 7)	C 0	2.60	(308,16)	C 0
30	3.60	(72, 8)	C 0	3.40	(84, 7)	C 0	3.40	(309, 7)	C 0	3.20	(339,17)	C 0	2.90	(308,16)	C 0
31	3.80	(72, 8)	C 0	3.70	(84, 7)	C 0	3.70	(309, 7)	C 0	3.60	(313,14)	C 0	3.50	(48,19)	C 0
32	5.20*	(276,21)	C 0	4.60*	(246, 8)	C 0	4.60	(357, 8)	C 0	4.20	(48,19)	C 0	4.20	(251, 7)	C 0
33	4.30	(276,20)	C 0	4.10	(357, 9)	C 0	4.10	(30,18)	C 0	4.10	(276,21)	C 0	4.00	(284,20)	C 0
34	4.10	(30,18)	C 0	3.70	(284,20)	C 0	3.40	(288, 7)	C 0	3.20	(313,17)	C 0	3.10	(201,18)	C 0
35	3.70	(30,18)	C 0	3.20	(288, 7)	C 0	2.80	(67,22)	C 0	2.80	(118,22)	C 0	2.70	(284,20)	C 0
36	3.20	(30,18)	C 0	2.90	(288, 7)	C 0	2.70	(67,22)	C 0	2.70	(118,22)	C 0	2.40	(308,23)	C 0
37	2.80	(30,18)	C 0	2.70	(288, 7)	C 0	2.40	(67,22)	C 0	2.40	(118,22)	C 0	2.20	(308,23)	C 0
38	2.80	(30,18)	C 0	2.30	(288, 7)	C 0	2.20	(72, 8)	C 0	2.10	(67,22)	C 0	2.10	(118,22)	C 0
39	2.40	(30,18)	C 0	2.30	(288, 7)	C 0	2.10	(67,22)	C 0	2.10	(72, 8)	C 0	2.00	(339,17)	C 0
40	2.50	(30,18)	C 0	2.20	(288, 7)	C 0	2.10	(72, 8)	C 0	2.00	(339,17)	C 0	2.00	(84, 7)	C 0
41	2.30	(30,18)	C 0	2.10	(72, 8)	C 0	2.10	(288, 7)	C 0	1.90	(67,22)	C 0	1.90	(84, 7)	C 0
42	2.30	(30,18)	C 0	2.20	(288, 7)	C 0	2.00	(72, 8)	C 0	2.00	(67,22)	C 0	1.90	(84, 7)	C 0

JOB: HSS FDR Air Quality Existing/35' Jets

RUN: FDR DRIVE BET E 67TH-75TH STS/35' JETS

FIVE HIGHEST 1-HOUR END-TO-END AVERAGE CONCENTRATIONS IN PARTS PER MILLION
INCLUDING AMBIENT BACKGROUND CONCENTRATIONS.

Rcptr	Highest			Second Highest			Third Highest			Fourth Highest			Fifth Highest		
No.	Conc	Ending Day Hr	Calm	Conc	Ending Day Hr	Calm	Conc	Ending Day Hr	Calm	Conc	Ending Day Hr	Calm	Conc	Ending Day Hr	Calm
43	2.30	(30,18)	C 0	2.10	(72, 8)	C 0	2.00	(288, 7)	C 0	1.90	(84, 7)	C 0	1.90	(309, 7)	C 0
44	2.30	(30,18)	C 0	2.10	(72, 8)	C 0	2.00	(288, 7)	C 0	1.90	(339,17)	C 0	1.80	(67,22)	C 0
45	2.30	(30,18)	C 0	2.10	(72, 8)	C 0	2.00	(84, 7)	C 0	2.00	(309, 7)	C 0	2.00	(288, 7)	C 0
46	2.30	(30,18)	C 0	2.00	(72, 8)	C 0	2.00	(288, 7)	C 0	1.90	(84, 7)	C 0	1.90	(309, 7)	C 0
47	2.30	(30,18)	C 0	2.10	(72, 8)	C 0	1.90	(288, 7)	C 0	1.90	(84, 7)	C 0	1.90	(309, 7)	C 0
48	2.30	(30,18)	C 0	2.00	(72, 8)	C 0	1.90	(84, 7)	C 0	1.90	(288, 7)	C 0	1.90	(309, 7)	C 0
49	2.20	(30,18)	C 0	2.10	(72, 8)	C 0	1.90	(84, 7)	C 0	1.90	(288, 7)	C 0	1.90	(309, 7)	C 0
50	2.20	(30,18)	C 0	2.10	(72, 8)	C 0	2.00	(288, 7)	C 0	1.90	(84, 7)	C 0	1.90	(309, 7)	C 0
51	2.20	(30,18)	C 0	2.00	(72, 8)	C 0	2.00	(288, 7)	C 0	1.90	(84, 7)	C 0	1.90	(309, 7)	C 0
52	2.20	(30,18)	C 0	2.10	(72, 8)	C 0	2.00	(288, 7)	C 0	1.90	(84, 7)	C 0	1.90	(309, 7)	C 0
53	2.20	(30,18)	C 0	2.00	(288, 7)	C 0	1.90	(72, 8)	C 0	1.80	(84, 7)	C 0	1.80	(309, 7)	C 0
54	2.20	(30,18)	C 0	2.00	(72, 8)	C 0	2.00	(288, 7)	C 0	1.80	(84, 7)	C 0	1.80	(309, 7)	C 0
55	2.20	(30,18)	C 0	1.90	(288, 7)	C 0	1.80	(72, 8)	C 0	1.70	(67,22)	C 0	1.70	(84, 7)	C 0
56	2.20	(30,18)	C 0	1.90	(288, 7)	C 0	1.70	(67,22)	C 0	1.70	(84, 7)	C 0	1.70	(118,22)	C 0
57	3.50	(276,21)	C 0	3.10	(246, 8)	C 0	2.80	(184, 7)	C 0	2.80	(251, 7)	C 0	2.70	(72, 8)	C 0
58	2.80	(357, 8)	C 0	2.70	(72, 8)	C 0	2.70	(313,14)	C 0	2.60	(48,19)	C 0	2.40	(276,21)	C 0
59	2.60	(313,14)	C 0	2.50	(72, 8)	C 0	2.40	(48,19)	C 0	2.40	(357, 8)	C 0	2.30	(135,21)	C 0
60	2.80	(72, 8)	C 0	2.40	(339,17)	C 0	2.40	(84, 7)	C 0	2.40	(309, 7)	C 0	2.30	(313,14)	C 0

MAXIMUM 8-HOUR AVERAGED LINK CONTRIBUTIONS
IN PARTS PER MILLION (PPM)
INCLUDING AMBIENT BACKGROUND CONCENTRATIONS.

Rcptr No.	Total Conc	Ending Day Hr	Ambient Backgnd	Total Link	Link +1	Link +2	Link +3	Link +4	Link +5	Link +6	Link +7	Link +8	Link +9	Link +10
1	1.53	(253,14)	.00	1.53	.35	.38	.00	.00	.00	.00	.22	.20	.00	.00
			Links	10+	.00	.38	.00	.00	.00	.00	.00	.00	.00	.00
2	1.83	(313,19)	.00	1.83	.33	.58	.00	.00	.00	.00	.22	.32	.00	.02
			Links	10+	.00	.37	.00	.00	.00	.00	.00	.00	.00	.00
3	1.95	(313,19)	.00	1.95	.17	.82	.00	.00	.00	.00	.27	.25	.00	.02
			Links	10+	.00	.43	.00	.00	.00	.00	.00	.00	.00	.00
4	1.95	(313,19)	.00	1.95	.08	.93	.00	.00	.00	.00	.37	.18	.00	.02
			Links	10+	.00	.37	.00	.00	.00	.00	.00	.00	.00	.00
5	1.80	(313,19)	.00	1.80	.05	.95	.00	.00	.00	.00	.42	.13	.00	.02
			Links	10+	.00	.23	.00	.00	.00	.00	.00	.00	.00	.00
6	1.72	(313,19)	.00	1.72	.03	.97	.00	.00	.00	.00	.47	.08	.00	.02
			Links	10+	.00	.15	.00	.00	.00	.00	.00	.00	.00	.00
7	1.70	(313,19)	.00	1.70	.02	.98	.00	.00	.00	.00	.48	.07	.00	.02
			Links	10+	.00	.13	.00	.00	.00	.00	.00	.00	.00	.00

JOB: HSS FDR Air Quality Existing/35' Jets

RUN: FDR DRIVE BET E 67TH-75TH STS/35' JETS

LINK CONTRIBUTION TABLES

MAXIMUM 8-HOUR AVERAGED LINK CONTRIBUTIONS
IN PARTS PER MILLION (PPM)
INCLUDING AMBIENT BACKGROUND CONCENTRATIONS.

Rcptr No.	Total Conc	Ending Day Hr	Ambient Backgnd	Total Link	Link +1	Link +2	Link +3	Link +4	Link +5	Link +6	Link +7	Link +8	Link +9	Link +10
8	1.65	(313,19)	.00	1.65	.02	.98	.00	.00	.00	.00	.52	.03	.00	.02
				Links 10+	.00	.08	.00	.00	.00	.00	.00	.00	.00	.00
9	1.62	(313,19)	.00	1.62	.00	1.00	.00	.00	.00	.00	.52	.03	.00	.02
				Links 10+	.00	.05	.00	.00	.00	.00	.00	.00	.00	.00
10	1.58	(313,19)	.00	1.58	.00	1.00	.00	.00	.00	.00	.52	.02	.00	.02
				Links 10+	.00	.03	.00	.00	.00	.00	.00	.00	.00	.00
11	1.58	(313,19)	.00	1.58	.00	1.00	.00	.00	.00	.00	.52	.02	.00	.02
				Links 10+	.00	.03	.00	.00	.00	.00	.00	.00	.00	.00
12	1.57	(313,19)	.00	1.57	.00	1.00	.00	.00	.00	.00	.52	.02	.00	.02
				Links 10+	.00	.02	.00	.00	.00	.00	.00	.00	.00	.00
13	1.57	(313,19)	.00	1.57	.00	1.02	.00	.00	.00	.00	.52	.00	.00	.02
				Links 10+	.00	.02	.00	.00	.00	.00	.00	.00	.00	.00
14	1.57	(313,19)	.00	1.57	.00	1.02	.00	.00	.00	.00	.53	.00	.00	.02
				Links 10+	.00	.00	.00	.00	.00	.00	.00	.00	.00	.00
15	1.57	(313,19)	.00	1.57	.00	1.02	.00	.00	.00	.00	.53	.00	.00	.02
				Links 10+	.00	.00	.00	.00	.00	.00	.00	.00	.00	.00
16	1.57	(313,19)	.00	1.57	.00	1.02	.00	.00	.00	.00	.53	.00	.00	.02
				Links 10+	.00	.00	.00	.00	.00	.00	.00	.00	.00	.00
17	1.57	(313,19)	.00	1.57	.00	1.02	.00	.00	.00	.00	.53	.00	.00	.02
				Links 10+	.00	.00	.00	.00	.00	.00	.00	.00	.00	.00
18	1.60	(313,19)	.00	1.60	.00	1.02	.00	.00	.00	.02	.55	.00	.00	.02
				Links 10+	.00	.00	.00	.00	.00	.00	.00	.00	.00	.00
19	1.58	(313,19)	.00	1.58	.00	1.02	.00	.00	.00	.02	.53	.00	.00	.02
				Links 10+	.00	.00	.00	.00	.00	.00	.00	.00	.00	.00
20	1.58	(313,19)	.00	1.58	.00	1.02	.00	.00	.00	.02	.53	.00	.00	.02
				Links 10+	.00	.00	.00	.00	.00	.00	.00	.00	.00	.00
21	1.58	(313,19)	.00	1.58	.00	1.02	.00	.00	.00	.02	.53	.00	.00	.02
				Links 10+	.00	.00	.00	.00	.00	.00	.00	.00	.00	.00
22	1.63	(313,19)	.00	1.63	.00	1.02	.02	.00	.00	.03	.53	.00	.00	.02
				Links 10+	.02	.00	.00	.00	.00	.00	.00	.00	.00	.00
23	1.62	(313,19)	.00	1.62	.00	1.02	.03	.00	.00	.03	.52	.00	.00	.00
				Links 10+	.02	.00	.00	.00	.00	.00	.00	.00	.00	.00
24	1.65	(313,19)	.00	1.65	.00	1.02	.03	.00	.00	.03	.53	.00	.00	.00
				Links 10+	.03	.00	.00	.00	.00	.00	.00	.00	.00	.00
25	1.62	(313,19)	.00	1.62	.00	.98	.03	.00	.00	.05	.52	.00	.00	.00
				Links 10+	.03	.00	.00	.00	.00	.00	.00	.00	.00	.00
26	1.62	(313,19)	.00	1.62	.00	.98	.03	.00	.00	.05	.50	.00	.00	.00
				Links 10+	.05	.00	.00	.00	.00	.00	.00	.00	.00	.00

JOB: HSS FDR Air Quality Existing/35' Jets

RUN: FDR DRIVE BET E 67TH-75TH STS/35' JETS

LINK CONTRIBUTION TABLES

MAXIMUM 8-HOUR AVERAGED LINK CONTRIBUTIONS
IN PARTS PER MILLION (PPM)
INCLUDING AMBIENT BACKGROUND CONCENTRATIONS.

Rcptr No.	Total Conc	Ending Day Hr	Ambient Backgnd	Total Link	Link +1	Link +2	Link +3	Link +4	Link +5	Link +6	Link +7	Link +8	Link +9	Link +10
27	1.63	(313,19)	.00	1.63	.00	.98	.03	.00	.00	.05	.52	.00	.00	.00
				Links 10+	.05	.00	.00	.00	.00	.00	.00	.00	.00	.00
28	1.65	(313,19)	.00	1.65	.00	.97	.05	.00	.00	.07	.47	.00	.02	.00
				Links 10+	.08	.00	.00	.00	.00	.00	.00	.00	.00	.00
29	1.70	(313,19)	.00	1.70	.00	.93	.08	.00	.00	.10	.45	.00	.02	.00
				Links 10+	.12	.00	.00	.00	.00	.00	.00	.00	.00	.00
30	1.77	(313,19)	.00	1.77	.00	.88	.10	.00	.00	.12	.43	.00	.02	.00
				Links 10+	.22	.00	.00	.00	.00	.00	.00	.00	.00	.00
31	2.00	(313,19)	.00	2.00	.00	.82	.18	.00	.00	.15	.40	.00	.02	.00
				Links 10+	.43	.00	.00	.00	.00	.00	.00	.00	.00	.00
32	2.71	(357,13)	.00	2.71	.00	.11	.41	.00	.00	.24	.11	.00	.03	.00
				Links 10+	1.80	.00	.00	.00	.00	.00	.00	.00	.00	.00
33	2.84	(313,21)	.00	2.84	.00	.36	.50	.00	.00	.14	.36	.00	.01	.00
				Links 10+	1.47	.00	.00	.00	.00	.00	.00	.00	.00	.00
34	2.45	(313,19)	.00	2.45	.00	.17	.70	.00	.00	.23	.28	.00	.02	.00
				Links 10+	1.05	.00	.00	.00	.00	.00	.00	.00	.00	.00
35	1.82	(313,19)	.00	1.82	.00	.10	.75	.00	.00	.28	.18	.00	.02	.00
				Links 10+	.48	.00	.00	.00	.00	.00	.00	.00	.00	.00
36	1.58	(313,19)	.00	1.58	.00	.07	.78	.00	.00	.35	.15	.00	.02	.00
				Links 10+	.22	.00	.00	.00	.00	.00	.00	.00	.00	.00
37	1.45	(313,19)	.00	1.45	.00	.03	.80	.00	.00	.38	.10	.00	.03	.00
				Links 10+	.10	.00	.00	.00	.00	.00	.00	.00	.00	.00
38	1.42	(313,19)	.00	1.42	.00	.03	.80	.00	.00	.40	.07	.00	.05	.00
				Links 10+	.07	.00	.00	.00	.00	.00	.00	.00	.00	.00
39	1.38	(313,19)	.00	1.38	.00	.02	.80	.00	.02	.40	.07	.00	.05	.00
				Links 10+	.03	.00	.00	.00	.00	.00	.00	.00	.00	.00
40	1.38	(313,19)	.00	1.38	.00	.02	.80	.00	.02	.42	.03	.00	.07	.00
				Links 10+	.03	.00	.00	.00	.00	.00	.00	.00	.00	.00
41	1.38	(313,19)	.00	1.38	.00	.02	.80	.00	.02	.42	.03	.00	.08	.00
				Links 10+	.02	.00	.00	.00	.00	.00	.00	.00	.00	.00
42	1.33	(313,19)	.00	1.33	.00	.00	.80	.00	.02	.42	.02	.00	.08	.00
				Links 10+	.00	.00	.00	.00	.00	.00	.00	.00	.00	.00
43	1.28	(313,19)	.00	1.28	.00	.00	.77	.00	.02	.40	.02	.00	.08	.00
				Links 10+	.00	.00	.00	.00	.00	.00	.00	.00	.00	.00
44	1.28	(313,19)	.00	1.28	.00	.00	.77	.00	.02	.40	.02	.00	.08	.00
				Links 10+	.00	.00	.00	.00	.00	.00	.00	.00	.00	.00
45	1.35	(313,19)	.00	1.35	.00	.00	.80	.02	.03	.40	.02	.00	.08	.00
				Links 10+	.00	.00	.00	.00	.00	.00	.00	.00	.00	.00

JOB: HSS FDR Air Quality Existing/35' Jets

RUN: FDR DRIVE BET E 67TH-75TH STS/35' JETS

LINK CONTRIBUTION TABLES

MAXIMUM 8-HOUR AVERAGED LINK CONTRIBUTIONS
IN PARTS PER MILLION (PPM)
INCLUDING AMBIENT BACKGROUND CONCENTRATIONS.

Rcptr No.	Total Conc	Ending Day Hr	Ambient Backgnd	Total Link	Link +1	Link +2	Link +3	Link +4	Link +5	Link +6	Link +7	Link +8	Link +9	Link +10
46	1.32	(313,19)	.00	1.32	.00	.00	.78	.02	.03	.40	.00	.00	.08	.00
			Links	10+	.00	.00	.00	.00	.00	.00	.00	.00	.00	.00
47	1.33	(313,19)	.00	1.33	.00	.00	.78	.03	.03	.40	.00	.00	.08	.00
			Links	10+	.00	.00	.00	.00	.00	.00	.00	.00	.00	.00
48	1.32	(313,19)	.00	1.32	.00	.00	.77	.03	.05	.38	.00	.00	.08	.00
			Links	10+	.00	.00	.00	.00	.00	.00	.00	.00	.00	.00
49	1.32	(313,19)	.00	1.32	.00	.00	.77	.03	.05	.38	.00	.00	.08	.00
			Links	10+	.00	.00	.00	.00	.00	.00	.00	.00	.00	.00
50	1.33	(313,19)	.00	1.33	.00	.00	.80	.03	.05	.38	.00	.00	.07	.00
			Links	10+	.00	.00	.00	.00	.00	.00	.00	.00	.00	.00
51	1.37	(313,19)	.00	1.37	.00	.00	.80	.05	.07	.38	.00	.00	.07	.00
			Links	10+	.00	.00	.00	.00	.00	.00	.00	.00	.00	.00
52	1.33	(313,19)	.00	1.33	.00	.00	.78	.05	.07	.37	.00	.00	.07	.00
			Links	10+	.00	.00	.00	.00	.00	.00	.00	.00	.00	.00
53	1.37	(313,19)	.00	1.37	.00	.00	.75	.08	.10	.37	.00	.00	.07	.00
			Links	10+	.00	.00	.00	.00	.00	.00	.00	.00	.00	.00
54	1.38	(313,19)	.00	1.38	.00	.00	.75	.10	.12	.35	.00	.00	.07	.00
			Links	10+	.00	.00	.00	.00	.00	.00	.00	.00	.00	.00
55	1.38	(313,19)	.00	1.38	.00	.00	.68	.15	.15	.33	.00	.00	.07	.00
			Links	10+	.00	.00	.00	.00	.00	.00	.00	.00	.00	.00
56	1.30	(313,19)	.00	1.30	.00	.00	.53	.23	.17	.30	.00	.00	.07	.00
			Links	10+	.00	.00	.00	.00	.00	.00	.00	.00	.00	.00
57	1.56	(357,13)	.00	1.56	.44	.09	.00	.00	.00	.00	.17	.24	.00	.00
			Links	10+	.00	.61	.00	.00	.00	.00	.00	.00	.00	.00
58	1.53	(313,19)	.00	1.53	.72	.13	.00	.00	.00	.00	.13	.37	.00	.02
			Links	10+	.00	.17	.00	.00	.00	.00	.00	.00	.00	.00
59	1.47	(313,19)	.00	1.47	.73	.08	.00	.00	.00	.00	.10	.37	.00	.02
			Links	10+	.00	.17	.00	.00	.00	.00	.00	.00	.00	.00
60	1.42	(313,19)	.00	1.42	.75	.07	.00	.00	.00	.00	.08	.38	.00	.00
			Links	10+	.00	.13	.00	.00	.00	.00	.00	.00	.00	.00

JOB: HSS FDR Air Quality Existing/35' Jets

RUN: FDR DRIVE BET E 67TH-75TH STS/35' JETS

LINK CONTRIBUTION TABLES

SECOND HIGHEST 8-HOUR AVERAGED LINK CONTRIBUTIONS
IN PARTS PER MILLION (PPM)
INCLUDING AMBIENT BACKGROUND CONCENTRATIONS.

Rcptr No.	Total Conc	Ending Day Hr	Ambient Backgnd	Total Link	Link +1	Link +2	Link +3	Link +4	Link +5	Link +6	Link +7	Link +8	Link +9	Link +10
1	1.52	(313,19)	.00	1.52	.53	.32	.00	.00	.00	.00	.20	.32	.00	.02
				Links 10+	.00	.13	.00	.00	.00	.00	.00	.00	.00	.00
2	1.45	(324,20)	.00	1.45	.26	.44	.00	.00	.00	.00	.13	.24	.00	.00
				Links 10+	.00	.39	.00	.00	.00	.00	.00	.00	.00	.00
3	1.40	(324,22)	.00	1.40	.19	.59	.00	.00	.00	.00	.19	.18	.00	.00
				Links 10+	.00	.26	.00	.00	.00	.00	.00	.00	.00	.00
4	1.39	(324,22)	.00	1.39	.11	.67	.00	.00	.00	.00	.25	.15	.00	.00
				Links 10+	.00	.20	.00	.00	.00	.00	.00	.00	.00	.00
5	1.37	(324,21)	.00	1.38	.09	.71	.00	.00	.00	.00	.29	.13	.00	.00
				Links 10+	.00	.16	.00	.00	.00	.00	.00	.00	.00	.00
6	1.36	(324,21)	.00	1.36	.08	.74	.00	.00	.00	.00	.31	.10	.00	.00
				Links 10+	.00	.14	.00	.00	.00	.00	.00	.00	.00	.00
7	1.33	(253,13)	.00	1.33	.05	.75	.00	.00	.00	.00	.40	.05	.00	.02
				Links 10+	.00	.07	.00	.00	.00	.00	.00	.00	.00	.00
8	1.35	(324,21)	.00	1.35	.04	.79	.00	.00	.00	.00	.38	.08	.00	.00
				Links 10+	.00	.08	.00	.00	.00	.00	.00	.00	.00	.00
9	1.33	(324,21)	.00	1.33	.04	.79	.00	.00	.00	.00	.38	.05	.00	.00
				Links 10+	.00	.08	.00	.00	.00	.00	.00	.00	.00	.00
10	1.33	(324,21)	.00	1.33	.04	.81	.00	.00	.00	.00	.40	.04	.00	.00
				Links 10+	.00	.04	.00	.00	.00	.00	.00	.00	.00	.00
11	1.32	(324,21)	.00	1.32	.03	.81	.00	.00	.00	.00	.41	.04	.00	.00
				Links 10+	.00	.04	.00	.00	.00	.00	.00	.00	.00	.00
12	1.31	(324,21)	.00	1.31	.03	.80	.00	.00	.00	.00	.41	.04	.00	.00
				Links 10+	.00	.04	.00	.00	.00	.00	.00	.00	.00	.00
13	1.34	(324,21)	.00	1.34	.01	.84	.00	.00	.00	.00	.41	.04	.00	.00
				Links 10+	.00	.04	.00	.00	.00	.00	.00	.00	.00	.00
14	1.33	(324,21)	.00	1.32	.01	.82	.00	.00	.00	.00	.41	.04	.00	.00
				Links 10+	.00	.04	.00	.00	.00	.00	.00	.00	.00	.00
15	1.33	(324,21)	.00	1.33	.01	.81	.00	.00	.00	.00	.43	.04	.00	.00
				Links 10+	.00	.04	.00	.00	.00	.00	.00	.00	.00	.00
16	1.29	(324,21)	.00	1.29	.00	.81	.00	.00	.00	.00	.43	.03	.00	.00
				Links 10+	.00	.03	.00	.00	.00	.00	.00	.00	.00	.00
17	1.28	(324,21)	.00	1.28	.00	.81	.00	.00	.00	.00	.44	.01	.00	.00
				Links 10+	.00	.01	.00	.00	.00	.00	.00	.00	.00	.00
18	1.32	(324,21)	.00	1.33	.00	.85	.00	.00	.00	.00	.45	.01	.00	.00
				Links 10+	.00	.01	.00	.00	.00	.00	.00	.00	.00	.00
19	1.29	(324,21)	.00	1.29	.00	.84	.00	.00	.00	.00	.45	.00	.00	.00
				Links 10+	.00	.00	.00	.00	.00	.00	.00	.00	.00	.00

JOB: HSS FDR Air Quality Existing/35' Jets

RUN: FDR DRIVE BET E 67TH-75TH STS/35' JETS

LINK CONTRIBUTION TABLES

SECOND HIGHEST 8-HOUR AVERAGED LINK CONTRIBUTIONS
IN PARTS PER MILLION (PPM)
INCLUDING AMBIENT BACKGROUND CONCENTRATIONS.

Rcptr No.	Total Conc	Ending Day Hr	Ambient Backgnd	Total Link	Link +1	Link +2	Link +3	Link +4	Link +5	Link +6	Link +7	Link +8	Link +9	Link +10
20	1.29	(324,21)	.00	1.29	.00	.84	.00	.00	.00	.00	.45	.00	.00	.00
			Links 10+		.00	.00	.00	.00	.00	.00	.00	.00	.00	.00
21	1.28	(253,13)	.00	1.28	.00	.82	.00	.00	.00	.00	.45	.00	.00	.02
			Links 10+		.00	.00	.00	.00	.00	.00	.00	.00	.00	.00
22	1.31	(324,21)	.00	1.31	.00	.86	.00	.00	.00	.00	.45	.00	.00	.00
			Links 10+		.00	.00	.00	.00	.00	.00	.00	.00	.00	.00
23	1.30	(324,21)	.00	1.30	.00	.85	.00	.00	.00	.00	.45	.00	.00	.00
			Links 10+		.00	.00	.00	.00	.00	.00	.00	.00	.00	.00
24	1.31	(324,21)	.00	1.31	.00	.86	.00	.00	.00	.00	.45	.00	.00	.00
			Links 10+		.00	.00	.00	.00	.00	.00	.00	.00	.00	.00
25	1.30	(324,21)	.00	1.30	.00	.85	.00	.00	.00	.00	.45	.00	.00	.00
			Links 10+		.00	.00	.00	.00	.00	.00	.00	.00	.00	.00
26	1.31	(84,14)	.00	1.31	.00	.64	.10	.00	.01	.13	.30	.00	.01	.00
			Links 10+		.11	.00	.00	.00	.00	.00	.00	.00	.00	.00
27	1.31	(324,21)	.00	1.31	.00	.86	.00	.00	.00	.00	.45	.00	.00	.00
			Links 10+		.00	.00	.00	.00	.00	.00	.00	.00	.00	.00
28	1.30	(84,14)	.00	1.30	.00	.59	.13	.00	.01	.16	.21	.00	.01	.00
			Links 10+		.19	.00	.00	.00	.00	.00	.00	.00	.00	.00
29	1.37	(253,14)	.00	1.37	.00	.77	.02	.00	.00	.08	.40	.00	.00	.00
			Links 10+		.10	.00	.00	.00	.00	.00	.00	.00	.00	.00
30	1.56	(84,14)	.00	1.56	.00	.43	.26	.00	.01	.23	.13	.00	.01	.00
			Links 10+		.49	.00	.00	.00	.00	.00	.00	.00	.00	.00
31	1.93	(338,23)	.00	1.92	.00	.14	.45	.01	.03	.29	.00	.00	.01	.00
			Links 10+		1.00	.00	.00	.00	.00	.00	.00	.00	.00	.00
32	2.45	(186,16)	.00	2.45	.00	.02	.47	.00	.00	.30	.02	.00	.02	.00
			Links 10+		1.63	.00	.00	.00	.00	.00	.00	.00	.00	.00
33	2.70	(324,22)	.00	2.70	.00	.35	.39	.00	.00	.14	.28	.00	.01	.00
			Links 10+		1.54	.00	.00	.00	.00	.00	.00	.00	.00	.00
34	1.91	(324,21)	.00	1.91	.00	.24	.50	.00	.00	.16	.22	.00	.01	.00
			Links 10+		.78	.00	.00	.00	.00	.00	.00	.00	.00	.00
35	1.52	(324,21)	.00	1.53	.00	.16	.54	.00	.00	.21	.19	.00	.01	.00
			Links 10+		.41	.00	.00	.00	.00	.00	.00	.00	.00	.00
36	1.37	(2, 2)	.00	1.37	.00	.27	.42	.00	.00	.05	.25	.00	.00	.00
			Links 10+		.38	.00	.00	.00	.00	.00	.00	.00	.00	.00
37	1.27	(2, 2)	.00	1.27	.00	.25	.43	.00	.00	.08	.23	.00	.00	.00
			Links 10+		.27	.00	.00	.00	.00	.00	.00	.00	.00	.00
38	1.21	(324,21)	.00	1.21	.00	.09	.60	.00	.00	.29	.11	.00	.01	.00
			Links 10+		.11	.00	.00	.00	.00	.00	.00	.00	.00	.00

JOB: HSS FDR Air Quality Existing/35' Jets

RUN: FDR DRIVE BET E 67TH-75TH STS/35' JETS

LINK CONTRIBUTION TABLES

SECOND HIGHEST 8-HOUR AVERAGED LINK CONTRIBUTIONS
IN PARTS PER MILLION (PPM)
INCLUDING AMBIENT BACKGROUND CONCENTRATIONS.

Rcptr No.	Total Conc	Ending Day Hr	Ambient Backgnd	Total Link	Link +1	Link +2	Link +3	Link +4	Link +5	Link +6	Link +7	Link +8	Link +9	Link +10
39	1.15	(324,21)	.00	1.15	.00	.06	.61	.00	.00	.30	.09	.00	.01	.00
				Links 10+	.08	.00	.00	.00	.00	.00	.00	.00	.00	.00
40	1.15	(253,13)	.00	1.15	.00	.05	.62	.00	.00	.33	.07	.00	.03	.00
				Links 10+	.05	.00	.00	.00	.00	.00	.00	.00	.00	.00
41	1.15	(324,21)	.00	1.15	.00	.05	.65	.00	.00	.33	.08	.00	.01	.00
				Links 10+	.04	.00	.00	.00	.00	.00	.00	.00	.00	.00
42	1.14	(324,21)	.00	1.14	.00	.05	.64	.00	.00	.33	.06	.00	.03	.00
				Links 10+	.04	.00	.00	.00	.00	.00	.00	.00	.00	.00
43	1.11	(324,21)	.00	1.11	.00	.04	.64	.00	.00	.33	.05	.00	.03	.00
				Links 10+	.04	.00	.00	.00	.00	.00	.00	.00	.00	.00
44	1.13	(324,21)	.00	1.13	.00	.04	.65	.00	.00	.34	.05	.00	.03	.00
				Links 10+	.03	.00	.00	.00	.00	.00	.00	.00	.00	.00
45	1.10	(253,13)	.00	1.10	.00	.03	.62	.00	.00	.37	.05	.00	.02	.00
				Links 10+	.02	.00	.00	.00	.00	.00	.00	.00	.00	.00
46	1.09	(324,21)	.00	1.09	.00	.03	.65	.00	.00	.34	.04	.00	.03	.00
				Links 10+	.01	.00	.00	.00	.00	.00	.00	.00	.00	.00
47	1.09	(324,21)	.00	1.09	.00	.03	.65	.00	.00	.34	.04	.00	.03	.00
				Links 10+	.01	.00	.00	.00	.00	.00	.00	.00	.00	.00
48	1.06	(324,21)	.00	1.06	.00	.03	.64	.00	.00	.34	.04	.00	.03	.00
				Links 10+	.00	.00	.00	.00	.00	.00	.00	.00	.00	.00
49	1.07	(324,21)	.00	1.08	.00	.03	.64	.00	.00	.35	.04	.00	.03	.00
				Links 10+	.00	.00	.00	.00	.00	.00	.00	.00	.00	.00
50	1.11	(324,21)	.00	1.11	.00	.01	.68	.00	.00	.36	.03	.00	.04	.00
				Links 10+	.00	.00	.00	.00	.00	.00	.00	.00	.00	.00
51	1.11	(324,21)	.00	1.11	.00	.01	.68	.00	.00	.36	.03	.00	.04	.00
				Links 10+	.00	.00	.00	.00	.00	.00	.00	.00	.00	.00
52	1.09	(324,21)	.00	1.09	.00	.01	.65	.00	.00	.36	.03	.00	.04	.00
				Links 10+	.00	.00	.00	.00	.00	.00	.00	.00	.00	.00
53	1.08	(324,21)	.00	1.08	.00	.01	.64	.00	.00	.36	.03	.00	.04	.00
				Links 10+	.00	.00	.00	.00	.00	.00	.00	.00	.00	.00
54	1.10	(253,13)	.00	1.10	.00	.02	.60	.07	.07	.32	.02	.00	.02	.00
				Links 10+	.00	.00	.00	.00	.00	.00	.00	.00	.00	.00
55	1.08	(324,21)	.00	1.08	.00	.01	.66	.00	.00	.36	.01	.00	.03	.00
				Links 10+	.00	.00	.00	.00	.00	.00	.00	.00	.00	.00
56	1.06	(324,21)	.00	1.06	.00	.01	.60	.05	.04	.32	.01	.00	.03	.00
				Links 10+	.00	.00	.00	.00	.00	.00	.00	.00	.00	.00
57	1.48	(186,16)	.00	1.48	.37	.22	.00	.00	.00	.00	.25	.13	.00	.00
				Links 10+	.00	.52	.00	.00	.00	.00	.00	.00	.00	.00

JOB: HSS FDR Air Quality Existing/35' Jets

RUN: FDR DRIVE BET E 67TH-75TH STS/35' JETS

LINK CONTRIBUTION TABLES

SECOND HIGHEST 8-HOUR AVERAGED LINK CONTRIBUTIONS
IN PARTS PER MILLION (PPM)
INCLUDING AMBIENT BACKGROUND CONCENTRATIONS.

Rcptr No.	Total Conc	Ending Day Hr	Ambient Backgnd	Total Link	Link +1	Link +2	Link +3	Link +4	Link +5	Link +6	Link +7	Link +8	Link +9	Link +10
58	1.39	(357,13)	.00	1.39	.50	.01	.00	.00	.00	.00	.07	.31	.00	.00
				Links 10+	.00	.49	.00	.00	.00	.00	.00	.00	.00	.00
59	1.30	(84,14)	.00	1.30	.44	.21	.00	.00	.00	.00	.24	.16	.00	.01
				Links 10+	.00	.23	.00	.00	.00	.00	.00	.00	.00	.00
60	1.26	(84,13)	.00	1.26	.44	.16	.00	.00	.00	.00	.23	.17	.00	.01
				Links 10+	.00	.24	.00	.00	.00	.00	.00	.00	.00	.00

MAXIMUM 1-HOUR AVERAGED LINK CONTRIBUTIONS
IN PARTS PER MILLION (PPM)
INCLUDING AMBIENT BACKGROUND CONCENTRATIONS.

Rcptr No.	Total Conc	Ending Day Hr	Ambient Backgnd	Total Link	Link +1	Link +2	Link +3	Link +4	Link +5	Link +6	Link +7	Link +8	Link +9	Link +10
1	2.80	(357, 9)	.00	2.80	.60	.20	.00	.00	.00	.00	.10	.40	.00	.00
				Links 10+	.00	1.50	.00	.00	.00	.00	.00	.00	.00	.00
2	2.60	(72, 8)	.00	2.60	.00	1.60	.10	.00	.00	.10	.70	.00	.00	.10
				Links 10+	.00	.00	.00	.00	.00	.00	.00	.00	.00	.00
3	2.70	(72, 8)	.00	2.70	.00	1.70	.10	.00	.00	.10	.70	.00	.00	.10
				Links 10+	.00	.00	.00	.00	.00	.00	.00	.00	.00	.00
4	2.60	(72, 8)	.00	2.60	.00	1.70	.10	.00	.00	.10	.70	.00	.00	.00
				Links 10+	.00	.00	.00	.00	.00	.00	.00	.00	.00	.00
5	2.60	(72, 8)	.00	2.60	.00	1.70	.10	.00	.00	.10	.70	.00	.00	.00
				Links 10+	.00	.00	.00	.00	.00	.00	.00	.00	.00	.00
6	2.50	(30,18)	.00	2.50	.30	1.20	.00	.00	.00	.00	.20	.40	.00	.00
				Links 10+	.00	.40	.00	.00	.00	.00	.00	.00	.00	.00
7	2.50	(30,18)	.00	2.50	.20	1.30	.00	.00	.00	.00	.30	.30	.00	.00
				Links 10+	.00	.40	.00	.00	.00	.00	.00	.00	.00	.00
8	2.60	(30,18)	.00	2.60	.20	1.40	.00	.00	.00	.00	.40	.30	.00	.00
				Links 10+	.00	.30	.00	.00	.00	.00	.00	.00	.00	.00
9	2.50	(30,18)	.00	2.50	.20	1.40	.00	.00	.00	.00	.40	.20	.00	.00
				Links 10+	.00	.30	.00	.00	.00	.00	.00	.00	.00	.00
10	2.50	(30,18)	.00	2.50	.10	1.50	.00	.00	.00	.00	.50	.20	.00	.00
				Links 10+	.00	.20	.00	.00	.00	.00	.00	.00	.00	.00
11	2.60	(72, 8)	.00	2.60	.00	1.60	.10	.00	.10	.10	.70	.00	.00	.00
				Links 10+	.00	.00	.00	.00	.00	.00	.00	.00	.00	.00
12	2.70	(72, 8)	.00	2.70	.00	1.60	.10	.00	.10	.10	.70	.00	.00	.00
				Links 10+	.10	.00	.00	.00	.00	.00	.00	.00	.00	.00

JOB: HSS FDR Air Quality Existing/35' Jets

RUN: FDR DRIVE BET E 67TH-75TH STS/35' JETS

LINK CONTRIBUTION TABLES

MAXIMUM 1-HOUR AVERAGED LINK CONTRIBUTIONS
IN PARTS PER MILLION (PPM)
INCLUDING AMBIENT BACKGROUND CONCENTRATIONS.

Rcptr No.	Total Conc	Ending Day Hr	Ambient Backgnd	Total Link	Link +1	Link +2	Link +3	Link +4	Link +5	Link +6	Link +7	Link +8	Link +9	Link +10
13	2.60	(72, 8)	.00	2.60	.00	1.60	.10	.00	.10	.10	.60	.00	.00	.00
				Links 10+	.10	.00	.00	.00	.00	.00	.00	.00	.00	.00
14	2.70	(339,17)	.00	2.70	.00	1.50	.20	.10	.10	.20	.50	.00	.00	.00
				Links 10+	.10	.00	.00	.00	.00	.00	.00	.00	.00	.00
15	2.60	(72, 8)	.00	2.60	.00	1.50	.10	.00	.10	.20	.60	.00	.00	.00
				Links 10+	.10	.00	.00	.00	.00	.00	.00	.00	.00	.00
16	2.60	(72, 8)	.00	2.60	.00	1.50	.10	.00	.10	.20	.60	.00	.00	.00
				Links 10+	.10	.00	.00	.00	.00	.00	.00	.00	.00	.00
17	2.60	(30,18)	.00	2.60	.10	1.60	.00	.00	.00	.00	.70	.10	.00	.00
				Links 10+	.00	.10	.00	.00	.00	.00	.00	.00	.00	.00
18	2.70	(30,18)	.00	2.70	.10	1.70	.00	.00	.00	.00	.70	.10	.00	.00
				Links 10+	.00	.10	.00	.00	.00	.00	.00	.00	.00	.00
19	2.60	(30,18)	.00	2.60	.00	1.70	.00	.00	.00	.00	.70	.10	.00	.00
				Links 10+	.00	.10	.00	.00	.00	.00	.00	.00	.00	.00
20	2.70	(72, 8)	.00	2.70	.00	1.50	.20	.10	.10	.20	.50	.00	.00	.00
				Links 10+	.10	.00	.00	.00	.00	.00	.00	.00	.00	.00
21	2.70	(72, 8)	.00	2.70	.00	1.40	.20	.10	.10	.30	.40	.00	.10	.00
				Links 10+	.10	.00	.00	.00	.00	.00	.00	.00	.00	.00
22	2.80	(72, 8)	.00	2.80	.00	1.40	.20	.10	.10	.30	.40	.00	.10	.00
				Links 10+	.20	.00	.00	.00	.00	.00	.00	.00	.00	.00
23	2.90	(72, 8)	.00	2.90	.00	1.40	.30	.10	.10	.30	.40	.00	.10	.00
				Links 10+	.20	.00	.00	.00	.00	.00	.00	.00	.00	.00
24	2.90	(72, 8)	.00	2.90	.00	1.30	.30	.10	.10	.40	.30	.00	.10	.00
				Links 10+	.30	.00	.00	.00	.00	.00	.00	.00	.00	.00
25	2.80	(72, 8)	.00	2.80	.00	1.20	.30	.10	.10	.40	.30	.00	.10	.00
				Links 10+	.30	.00	.00	.00	.00	.00	.00	.00	.00	.00
26	2.80	(72, 8)	.00	2.80	.00	1.10	.40	.10	.10	.40	.20	.00	.10	.00
				Links 10+	.40	.00	.00	.00	.00	.00	.00	.00	.00	.00
27	3.00	(72, 8)	.00	3.00	.00	1.10	.50	.10	.10	.50	.10	.00	.10	.00
				Links 10+	.50	.00	.00	.00	.00	.00	.00	.00	.00	.00
28	3.10	(72, 8)	.00	3.10	.00	.90	.60	.10	.10	.50	.10	.00	.10	.00
				Links 10+	.70	.00	.00	.00	.00	.00	.00	.00	.00	.00
29	3.20	(72, 8)	.00	3.20	.00	.70	.70	.10	.10	.60	.00	.00	.10	.00
				Links 10+	.90	.00	.00	.00	.00	.00	.00	.00	.00	.00
30	3.60	(72, 8)	.00	3.60	.00	.50	.90	.10	.10	.60	.00	.00	.10	.00
				Links 10+	1.30	.00	.00	.00	.00	.00	.00	.00	.00	.00
31	3.80	(72, 8)	.00	3.80	.00	.20	1.20	.10	.10	.60	.00	.00	.10	.00
				Links 10+	1.50	.00	.00	.00	.00	.00	.00	.00	.00	.00

JOB: HSS FDR Air Quality Existing/35' Jets

RUN: FDR DRIVE BET E 67TH-75TH STS/35' JETS

LINK CONTRIBUTION TABLES

MAXIMUM 1-HOUR AVERAGED LINK CONTRIBUTIONS
IN PARTS PER MILLION (PPM)
INCLUDING AMBIENT BACKGROUND CONCENTRATIONS.

Rcptr No.	Total Conc	Ending Day Hr	Ambient Backgnd	Total Link	Link +1	Link +2	Link +3	Link +4	Link +5	Link +6	Link +7	Link +8	Link +9	Link +10
32	5.20	(276,21)	.00	5.20	.00	.10	.80	.00	.00	.40	.20	.00	.10	.00
				Links 10+	3.60	.00	.00	.00	.00	.00	.00	.00	.00	.00
33	4.30	(276,20)	.00	4.30	.00	.30	.60	.00	.00	.10	.50	.00	.00	.10
				Links 10+	2.70	.00	.00	.00	.00	.00	.00	.00	.00	.00
34	4.10	(30,18)	.00	4.10	.00	.90	.60	.00	.00	.00	.80	.00	.00	.10
				Links 10+	1.70	.00	.00	.00	.00	.00	.00	.00	.00	.00
35	3.70	(30,18)	.00	3.70	.00	.70	.80	.00	.00	.10	.70	.00	.00	.10
				Links 10+	1.30	.00	.00	.00	.00	.00	.00	.00	.00	.00
36	3.20	(30,18)	.00	3.20	.00	.60	.90	.00	.00	.10	.60	.00	.00	.10
				Links 10+	.90	.00	.00	.00	.00	.00	.00	.00	.00	.00
37	2.80	(30,18)	.00	2.80	.00	.40	1.00	.00	.00	.20	.50	.00	.00	.10
				Links 10+	.60	.00	.00	.00	.00	.00	.00	.00	.00	.00
38	2.80	(30,18)	.00	2.80	.00	.40	1.10	.00	.00	.30	.50	.00	.00	.10
				Links 10+	.40	.00	.00	.00	.00	.00	.00	.00	.00	.00
39	2.40	(30,18)	.00	2.40	.00	.30	1.10	.00	.00	.30	.40	.00	.00	.00
				Links 10+	.30	.00	.00	.00	.00	.00	.00	.00	.00	.00
40	2.50	(30,18)	.00	2.50	.00	.30	1.20	.00	.00	.40	.40	.00	.00	.00
				Links 10+	.20	.00	.00	.00	.00	.00	.00	.00	.00	.00
41	2.30	(30,18)	.00	2.30	.00	.20	1.20	.00	.00	.40	.30	.00	.00	.00
				Links 10+	.20	.00	.00	.00	.00	.00	.00	.00	.00	.00
42	2.30	(30,18)	.00	2.30	.00	.20	1.20	.00	.00	.40	.30	.00	.00	.00
				Links 10+	.20	.00	.00	.00	.00	.00	.00	.00	.00	.00
43	2.30	(30,18)	.00	2.30	.00	.20	1.20	.00	.00	.40	.30	.00	.10	.00
				Links 10+	.10	.00	.00	.00	.00	.00	.00	.00	.00	.00
44	2.30	(30,18)	.00	2.30	.00	.20	1.20	.00	.00	.50	.20	.00	.10	.00
				Links 10+	.10	.00	.00	.00	.00	.00	.00	.00	.00	.00
45	2.30	(30,18)	.00	2.30	.00	.10	1.30	.00	.00	.50	.20	.00	.10	.00
				Links 10+	.10	.00	.00	.00	.00	.00	.00	.00	.00	.00
46	2.30	(30,18)	.00	2.30	.00	.10	1.30	.00	.00	.50	.20	.00	.10	.00
				Links 10+	.10	.00	.00	.00	.00	.00	.00	.00	.00	.00
47	2.30	(30,18)	.00	2.30	.00	.10	1.30	.00	.00	.50	.20	.00	.10	.00
				Links 10+	.10	.00	.00	.00	.00	.00	.00	.00	.00	.00
48	2.30	(30,18)	.00	2.30	.00	.10	1.30	.00	.00	.50	.20	.00	.10	.00
				Links 10+	.10	.00	.00	.00	.00	.00	.00	.00	.00	.00
49	2.20	(30,18)	.00	2.20	.00	.10	1.30	.00	.00	.50	.10	.00	.10	.00
				Links 10+	.10	.00	.00	.00	.00	.00	.00	.00	.00	.00
50	2.20	(30,18)	.00	2.20	.00	.10	1.30	.00	.00	.60	.10	.00	.10	.00
				Links 10+	.00	.00	.00	.00	.00	.00	.00	.00	.00	.00

JOB: HSS FDR Air Quality Existing/35' Jets

RUN: FDR DRIVE BET E 67TH-75TH STS/35' JETS

LINK CONTRIBUTION TABLES

MAXIMUM 1-HOUR AVERAGED LINK CONTRIBUTIONS
IN PARTS PER MILLION (PPM)
INCLUDING AMBIENT BACKGROUND CONCENTRATIONS.

Rcptr No.	Total Conc	Ending Day Hr	Ambient Backgnd	Total Link	Link +1	Link +2	Link +3	Link +4	Link +5	Link +6	Link +7	Link +8	Link +9	Link +10
51	2.20	(30,18)	.00	2.20	.00	.10	1.30	.00	.00	.60	.10	.00	.10	.00
				Links 10+	.00	.00	.00	.00	.00	.00	.00	.00	.00	.00
52	2.20	(30,18)	.00	2.20	.00	.10	1.30	.00	.00	.60	.10	.00	.10	.00
				Links 10+	.00	.00	.00	.00	.00	.00	.00	.00	.00	.00
53	2.20	(30,18)	.00	2.20	.00	.10	1.30	.00	.00	.60	.10	.00	.10	.00
				Links 10+	.00	.00	.00	.00	.00	.00	.00	.00	.00	.00
54	2.20	(30,18)	.00	2.20	.00	.10	1.30	.00	.00	.60	.10	.00	.10	.00
				Links 10+	.00	.00	.00	.00	.00	.00	.00	.00	.00	.00
55	2.20	(30,18)	.00	2.20	.00	.10	1.30	.00	.00	.60	.10	.00	.10	.00
				Links 10+	.00	.00	.00	.00	.00	.00	.00	.00	.00	.00
56	2.20	(30,18)	.00	2.20	.00	.10	1.30	.00	.00	.60	.10	.00	.10	.00
				Links 10+	.00	.00	.00	.00	.00	.00	.00	.00	.00	.00
57	3.50	(276,21)	.00	3.50	1.00	.00	.00	.00	.00	.00	.10	.50	.00	.00
				Links 10+	.00	1.90	.00	.00	.00	.00	.00	.00	.00	.00
58	2.80	(357, 8)	.00	2.80	.80	.00	.00	.00	.00	.00	.20	.40	.00	.00
				Links 10+	.00	1.40	.00	.00	.00	.00	.00	.00	.00	.00
59	2.60	(313,14)	.00	2.60	.80	.30	.00	.00	.00	.00	.40	.30	.00	.10
				Links 10+	.00	.70	.00	.00	.00	.00	.00	.00	.00	.00
60	2.80	(72, 8)	.00	2.80	.80	.70	.00	.00	.00	.10	.70	.10	.00	.10
				Links 10+	.00	.30	.00	.00	.00	.00	.00	.00	.00	.00

SECOND HIGHEST 1-HOUR AVERAGED LINK CONTRIBUTIONS
IN PARTS PER MILLION (PPM)
INCLUDING AMBIENT BACKGROUND CONCENTRATIONS.

Rcptr No.	Total Conc	Ending Day Hr	Ambient Backgnd	Total Link	Link +1	Link +2	Link +3	Link +4	Link +5	Link +6	Link +7	Link +8	Link +9	Link +10
1	2.80	(72, 8)	.00	2.80	.00	1.70	.10	.00	.00	.10	.80	.00	.00	.10
				Links 10+	.00	.00	.00	.00	.00	.00	.00	.00	.00	.00
2	2.50	(276,20)	.00	2.50	.40	.60	.00	.00	.00	.00	.10	.40	.00	.00
				Links 10+	.00	1.00	.00	.00	.00	.00	.00	.00	.00	.00
3	2.50	(84, 7)	.00	2.50	.00	1.50	.00	.00	.00	.10	.80	.00	.00	.10
				Links 10+	.00	.00	.00	.00	.00	.00	.00	.00	.00	.00
4	2.60	(284,20)	.00	2.60	.20	1.10	.00	.00	.00	.00	.20	.40	.00	.00
				Links 10+	.00	.70	.00	.00	.00	.00	.00	.00	.00	.00
5	2.50	(30,18)	.00	2.50	.40	1.10	.00	.00	.00	.00	.10	.40	.00	.00
				Links 10+	.00	.50	.00	.00	.00	.00	.00	.00	.00	.00

JOB: HSS FDR Air Quality Existing/35' Jets

RUN: FDR DRIVE BET E 67TH-75TH STS/35' JETS

LINK CONTRIBUTION TABLES

SECOND HIGHEST 1-HOUR AVERAGED LINK CONTRIBUTIONS
IN PARTS PER MILLION (PPM)
INCLUDING AMBIENT BACKGROUND CONCENTRATIONS.

Rcptr No.	Total Conc	Ending Day Hr	Ambient Backgnd	Total Link	Link +1	Link +2	Link +3	Link +4	Link +5	Link +6	Link +7	Link +8	Link +9	Link +10
6	2.50	(72, 8)	.00	2.50	.00	1.60	.10	.00	.00	.10	.70	.00	.00	.00
			Links	10+	.00	.00	.00	.00	.00	.00	.00	.00	.00	.00
7	2.50	(72, 8)	.00	2.50	.00	1.60	.10	.00	.00	.10	.70	.00	.00	.00
			Links	10+	.00	.00	.00	.00	.00	.00	.00	.00	.00	.00
8	2.50	(72, 8)	.00	2.50	.00	1.60	.10	.00	.00	.10	.70	.00	.00	.00
			Links	10+	.00	.00	.00	.00	.00	.00	.00	.00	.00	.00
9	2.50	(72, 8)	.00	2.50	.00	1.60	.10	.00	.00	.10	.70	.00	.00	.00
			Links	10+	.00	.00	.00	.00	.00	.00	.00	.00	.00	.00
10	2.50	(72, 8)	.00	2.50	.00	1.60	.10	.00	.00	.10	.70	.00	.00	.00
			Links	10+	.00	.00	.00	.00	.00	.00	.00	.00	.00	.00
11	2.50	(30,18)	.00	2.50	.10	1.50	.00	.00	.00	.00	.50	.20	.00	.00
			Links	10+	.00	.20	.00	.00	.00	.00	.00	.00	.00	.00
12	2.50	(30,18)	.00	2.50	.10	1.50	.00	.00	.00	.00	.50	.20	.00	.00
			Links	10+	.00	.20	.00	.00	.00	.00	.00	.00	.00	.00
13	2.60	(339,17)	.00	2.60	.00	1.50	.10	.10	.10	.20	.50	.00	.00	.00
			Links	10+	.10	.00	.00	.00	.00	.00	.00	.00	.00	.00
14	2.60	(72, 8)	.00	2.60	.00	1.60	.10	.00	.10	.10	.60	.00	.00	.00
			Links	10+	.10	.00	.00	.00	.00	.00	.00	.00	.00	.00
15	2.60	(339,17)	.00	2.60	.00	1.40	.20	.10	.10	.20	.50	.00	.00	.00
			Links	10+	.10	.00	.00	.00	.00	.00	.00	.00	.00	.00
16	2.50	(30,18)	.00	2.50	.10	1.60	.00	.00	.00	.00	.60	.10	.00	.00
			Links	10+	.00	.10	.00	.00	.00	.00	.00	.00	.00	.00
17	2.60	(72, 8)	.00	2.60	.00	1.50	.10	.00	.10	.20	.60	.00	.00	.00
			Links	10+	.10	.00	.00	.00	.00	.00	.00	.00	.00	.00
18	2.60	(72, 8)	.00	2.60	.00	1.50	.20	.00	.10	.20	.50	.00	.00	.00
			Links	10+	.10	.00	.00	.00	.00	.00	.00	.00	.00	.00
19	2.60	(72, 8)	.00	2.60	.00	1.50	.20	.00	.10	.20	.50	.00	.00	.00
			Links	10+	.10	.00	.00	.00	.00	.00	.00	.00	.00	.00
20	2.60	(30,18)	.00	2.60	.00	1.70	.00	.00	.00	.00	.70	.10	.00	.00
			Links	10+	.00	.10	.00	.00	.00	.00	.00	.00	.00	.00
21	2.70	(339,17)	.00	2.70	.00	1.30	.30	.10	.10	.30	.30	.00	.10	.00
			Links	10+	.20	.00	.00	.00	.00	.00	.00	.00	.00	.00
22	2.70	(339,17)	.00	2.70	.00	1.30	.30	.10	.10	.30	.30	.00	.10	.00
			Links	10+	.20	.00	.00	.00	.00	.00	.00	.00	.00	.00
23	2.60	(30,18)	.00	2.60	.00	1.70	.00	.00	.00	.00	.70	.10	.00	.10
			Links	10+	.00	.00	.00	.00	.00	.00	.00	.00	.00	.00
24	2.70	(339,17)	.00	2.70	.00	1.20	.40	.10	.10	.30	.20	.00	.10	.00
			Links	10+	.30	.00	.00	.00	.00	.00	.00	.00	.00	.00

JOB: HSS FDR Air Quality Existing/35' Jets

RUN: FDR DRIVE BET E 67TH-75TH STS/35' JETS

LINK CONTRIBUTION TABLES

SECOND HIGHEST 1-HOUR AVERAGED LINK CONTRIBUTIONS
IN PARTS PER MILLION (PPM)
INCLUDING AMBIENT BACKGROUND CONCENTRATIONS.

Rcptr No.	Total Conc	Ending Day Hr	Ambient Backgnd	Total Link	Link +1	Link +2	Link +3	Link +4	Link +5	Link +6	Link +7	Link +8	Link +9	Link +10
25	2.70	(339,17)	.00	2.70	.00	1.10	.40	.10	.10	.40	.20	.00	.10	.00
				Links 10+	.30	.00	.00	.00	.00	.00	.00	.00	.00	.00
26	2.70	(339,17)	.00	2.70	.00	1.00	.50	.10	.10	.40	.10	.00	.10	.00
				Links 10+	.40	.00	.00	.00	.00	.00	.00	.00	.00	.00
27	2.70	(84, 7)	.00	2.70	.00	1.00	.40	.00	.10	.50	.20	.00	.10	.00
				Links 10+	.40	.00	.00	.00	.00	.00	.00	.00	.00	.00
28	2.70	(339,17)	.00	2.70	.00	.80	.60	.10	.10	.40	.00	.00	.10	.00
				Links 10+	.60	.00	.00	.00	.00	.00	.00	.00	.00	.00
29	3.00	(339,17)	.00	3.00	.00	.60	.80	.10	.10	.50	.00	.00	.10	.00
				Links 10+	.80	.00	.00	.00	.00	.00	.00	.00	.00	.00
30	3.40	(84, 7)	.00	3.40	.00	.50	.80	.00	.10	.60	.00	.00	.10	.00
				Links 10+	1.30	.00	.00	.00	.00	.00	.00	.00	.00	.00
31	3.70	(84, 7)	.00	3.70	.00	.20	1.00	.10	.10	.60	.00	.00	.10	.00
				Links 10+	1.60	.00	.00	.00	.00	.00	.00	.00	.00	.00
32	4.60	(246, 8)	.00	4.60	.00	.10	.70	.00	.00	.40	.10	.00	.10	.00
				Links 10+	3.20	.00	.00	.00	.00	.00	.00	.00	.00	.00
33	4.10	(357, 9)	.00	4.10	.00	.00	.70	.00	.00	.30	.20	.00	.00	.00
				Links 10+	2.90	.00	.00	.00	.00	.00	.00	.00	.00	.00
34	3.70	(284,20)	.00	3.70	.00	.40	.70	.00	.00	.10	.50	.00	.00	.10
				Links 10+	1.90	.00	.00	.00	.00	.00	.00	.00	.00	.00
35	3.20	(288, 7)	.00	3.20	.00	.70	.60	.00	.00	.00	.70	.00	.00	.10
				Links 10+	1.10	.00	.00	.00	.00	.00	.00	.00	.00	.00
36	2.90	(288, 7)	.00	2.90	.00	.60	.70	.00	.00	.10	.60	.00	.00	.10
				Links 10+	.80	.00	.00	.00	.00	.00	.00	.00	.00	.00
37	2.70	(288, 7)	.00	2.70	.00	.50	.80	.00	.00	.10	.60	.00	.00	.10
				Links 10+	.60	.00	.00	.00	.00	.00	.00	.00	.00	.00
38	2.30	(288, 7)	.00	2.30	.00	.40	.80	.00	.00	.20	.50	.00	.00	.00
				Links 10+	.40	.00	.00	.00	.00	.00	.00	.00	.00	.00
39	2.30	(288, 7)	.00	2.30	.00	.40	.90	.00	.00	.20	.50	.00	.00	.00
				Links 10+	.30	.00	.00	.00	.00	.00	.00	.00	.00	.00
40	2.20	(288, 7)	.00	2.20	.00	.30	.90	.00	.00	.30	.40	.00	.00	.00
				Links 10+	.30	.00	.00	.00	.00	.00	.00	.00	.00	.00
41	2.10	(72, 8)	.00	2.10	.00	.00	1.20	.20	.20	.50	.00	.00	.00	.00
				Links 10+	.00	.00	.00	.00	.00	.00	.00	.00	.00	.00
42	2.20	(288, 7)	.00	2.20	.00	.30	1.00	.00	.00	.30	.40	.00	.00	.00
				Links 10+	.20	.00	.00	.00	.00	.00	.00	.00	.00	.00
43	2.10	(72, 8)	.00	2.10	.00	.00	1.20	.20	.30	.40	.00	.00	.00	.00
				Links 10+	.00	.00	.00	.00	.00	.00	.00	.00	.00	.00

JOB: HSS FDR Air Quality Existing/35' Jets

RUN: FDR DRIVE BET E 67TH-75TH STS/35' JETS

LINK CONTRIBUTION TABLES

SECOND HIGHEST 1-HOUR AVERAGED LINK CONTRIBUTIONS
IN PARTS PER MILLION (PPM)
INCLUDING AMBIENT BACKGROUND CONCENTRATIONS.

Rcptr No.	Total Conc	Ending Day Hr	Ambient Backgnd	Total Link	Link +1	Link +2	Link +3	Link +4	Link +5	Link +6	Link +7	Link +8	Link +9	Link +10
44	2.10	(72, 8)	.00	2.10	.00	.00	1.20	.20	.30	.40	.00	.00	.00	.00
				Links 10+	.00	.00	.00	.00	.00	.00	.00	.00	.00	.00
45	2.10	(72, 8)	.00	2.10	.00	.00	1.20	.20	.30	.40	.00	.00	.00	.00
				Links 10+	.00	.00	.00	.00	.00	.00	.00	.00	.00	.00
46	2.00	(72, 8)	.00	2.00	.00	.00	1.10	.30	.30	.30	.00	.00	.00	.00
				Links 10+	.00	.00	.00	.00	.00	.00	.00	.00	.00	.00
47	2.10	(72, 8)	.00	2.10	.00	.00	1.10	.30	.40	.30	.00	.00	.00	.00
				Links 10+	.00	.00	.00	.00	.00	.00	.00	.00	.00	.00
48	2.00	(72, 8)	.00	2.00	.00	.00	1.00	.30	.40	.30	.00	.00	.00	.00
				Links 10+	.00	.00	.00	.00	.00	.00	.00	.00	.00	.00
49	2.10	(72, 8)	.00	2.10	.00	.00	1.00	.40	.50	.20	.00	.00	.00	.00
				Links 10+	.00	.00	.00	.00	.00	.00	.00	.00	.00	.00
50	2.10	(72, 8)	.00	2.10	.00	.00	1.00	.40	.50	.20	.00	.00	.00	.00
				Links 10+	.00	.00	.00	.00	.00	.00	.00	.00	.00	.00
51	2.00	(72, 8)	.00	2.00	.00	.00	.90	.50	.50	.10	.00	.00	.00	.00
				Links 10+	.00	.00	.00	.00	.00	.00	.00	.00	.00	.00
52	2.10	(72, 8)	.00	2.10	.00	.00	.80	.60	.60	.10	.00	.00	.00	.00
				Links 10+	.00	.00	.00	.00	.00	.00	.00	.00	.00	.00
53	2.00	(288, 7)	.00	2.00	.00	.10	1.10	.00	.00	.50	.20	.00	.00	.00
				Links 10+	.10	.00	.00	.00	.00	.00	.00	.00	.00	.00
54	2.00	(72, 8)	.00	2.00	.00	.00	.50	.90	.60	.00	.00	.00	.00	.00
				Links 10+	.00	.00	.00	.00	.00	.00	.00	.00	.00	.00
55	1.90	(288, 7)	.00	1.90	.00	.10	1.10	.00	.00	.50	.10	.00	.10	.00
				Links 10+	.00	.00	.00	.00	.00	.00	.00	.00	.00	.00
56	1.90	(288, 7)	.00	1.90	.00	.10	1.10	.00	.00	.50	.10	.00	.10	.00
				Links 10+	.00	.00	.00	.00	.00	.00	.00	.00	.00	.00
57	3.10	(246, 8)	.00	3.10	.80	.00	.00	.00	.00	.00	.10	.50	.00	.00
				Links 10+	.00	1.70	.00	.00	.00	.00	.00	.00	.00	.00
58	2.70	(72, 8)	.00	2.70	.50	1.10	.10	.00	.00	.10	.80	.00	.00	.10
				Links 10+	.00	.00	.00	.00	.00	.00	.00	.00	.00	.00
59	2.50	(72, 8)	.00	2.50	.60	.90	.00	.00	.00	.10	.70	.00	.00	.10
				Links 10+	.00	.10	.00	.00	.00	.00	.00	.00	.00	.00
60	2.40	(339,17)	.00	2.40	.70	.80	.10	.00	.00	.10	.60	.00	.00	.00
				Links 10+	.00	.10	.00	.00	.00	.00	.00	.00	.00	.00

JOB: HSS FDR Air Quality Existing/35' Jets

RUN: FDR DRIVE BET E 67TH-75TH STS/35' JETS

CALM DURATION FREQUENCY

Hours of Consecutive Calm Winds	Frequency of Occurrence	(Julian day/hour ending) of Significant Occurrences
1	150	(1,24)(2, 2)(2, 6)(9,22)(23, 3)(23, 7)(24,15)(30, 1)(36, 1)(36, 3) (41, 2)(41, 6)(42,12)(48,23)(53, 1)(53, 5)(54, 2)(55,21)(58, 4)(61, 5) (62, 1)(69,11)(75, 1)(83, 9)(83,11)(83,14)(83,21)(84, 4)(84,11)(84,15) (85, 4)(92, 6)(94,10)(98,10)(106, 4)(106,23)(107,15)(107,19)(111, 5)(118,12) (119,24)(120, 4)(121, 2)(124, 1)(126,23)(127, 5)(127,14)(128, 5)(129, 1)(129, 3) (129,10)(131,22)(132, 2)(139,20)(140, 1)(143,24)(144, 5)(146, 4)(154, 4)(156, 1) (156, 7)(156, 9)(168, 6)(170, 1)(178, 6)(178, 9)(181, 1)(181,23)(183, 7)(183,12) (184, 8)(185,19)(186, 1)(186,12)(186,15)(195, 9)(199, 4)(203, 9)(205,17)(206, 2) (211, 2)(211, 4)(211, 6)(211, 9)(215, 7)(217,15)(218,20)(219, 3)(219, 5)(223,22) (235, 1)(235, 8)(237, 2)(237,14)(239, 8)(240, 5)(246, 3)(246, 9)(246,15)(246,24) (247, 5)(248, 5)(248, 8)(248,15)(250,24)(251, 2)(251,11)(253, 9)(253,13)(253,18) (253,20)(262, 6)(263,22)(267, 5)(274, 2)(275, 3)(275, 5)(276,22)(276,24)(277, 2) (277, 5)(278, 6)(280, 4)(286, 2)(286, 6)(287, 5)(288, 5)(288, 8)(289,23)(294,13) (297,14)(298,24)(299, 2)(300, 4)(300, 6)(300,22)(301,20)(308,12)(309, 1)(309, 8) (309,12)(313,12)(313,15)(314, 7)(319, 6)(339,13)(339,16)(344, 3)(346, 9)(357, 6) (
2	38	(3,15)(19,24)(30, 4)(30, 7)(30,12)(39,13)(39,16)(46,24)(67, 7)(87, 4) (92, 1)(103, 2)(105, 5)(127, 3)(129, 8)(132,24)(142,22)(144, 3)(152, 4)(168, 1) (184, 4)(184,12)(191, 4)(201, 8)(201,24)(203, 7)(217,21)(219, 8)(239, 1)(245, 4) (275, 9)(299, 5)(300, 2)(301, 1)(301,24)(314, 5)(346,13)(359, 6)
3	9	(15,13)(68, 6)(84, 2)(86, 3)(122, 5)(128, 9)(153,24)(176, 3)(343, 5)
4	2	(171,21)(228,21)
5	3	(107, 9)(137, 7)(247,12)
7	1	(160, 6)
17	1	(145, 1)

Program terminated normally

JOB: HSS FDR Air Quality Existing/35' Jets

RUN: FDR DRIVE BET E 67TH-75TH STS/35' JETS

General Information

Run start date: 1/ 1/ 1 Julian: 1
end date: 12/31/ 1 Julian: 365

A Tier 2 approach was used for input data preparation.

The MODE flag has been set to C for calculating CO averages.

Ambient background concentrations are included in the averages below.

Site & Meteorological Constants

VS = .0 CM/S VD = .0 CM/S Z0 = 175. CM ATIM = 60.

Met. Sfc. Sta. Id & Yr = 72503 2001
Upper Air Sta. Id & Yr = 94703 2001

CAUTION: The input years for the Run and Meteorological data differ. The respective values are: 1 and 2001.

Urban mixing heights were processed.

In 2001, Julian day 1 is a Monday.

The patterns from the input file have been assigned as follows:

Pattern # 1 is assigned to Monday.
Pattern # 1 is assigned to Tuesday.
Pattern # 1 is assigned to Wednesday.
Pattern # 1 is assigned to Thursday.
Pattern # 1 is assigned to Friday.
Pattern # 1 is assigned to Saturday.
Pattern # 1 is assigned to Sunday.

Link Data Constants - (Variable data in *.LNK file)

	LINK DESCRIPTION	LINK COORDINATES (FT) X1	Y1	X2	Y2	LENGTH (FT)	BRG (DEG)	TYPE	H (FT)	W (FT)	NLANES
1.	FDR N/B 67th-68th St	-132.0	-225.0	15.0	-10.0	260.	34.	AG	.0	36.0	
2.	FDR N/B 68th-71st St	15.0	-10.0	438.0	608.0	749.	34.	AG	.0	36.0	
3.	FDR N/B 71st-73rd St	438.0	608.0	773.0	1098.0	594.	34.	AG	.0	36.0	
4.	FDR N/B 73rd-75th St	773.0	1098.0	1056.0	1625.0	598.	28.	AG	.0	36.0	
5.	FDR S/B 75th-73rd St	743.0	1118.0	1026.0	1645.0	598.	28.	AG	.0	36.0	
6.	FDR S/B 73rd-71st St	408.0	628.0	743.0	1118.0	594.	34.	AG	.0	36.0	

JOB: HSS FDR Air Quality Existing/35' Jets

RUN: FDR DRIVE BET E 67TH-75TH STS/35' JETS

Link Data Constants - (Variable data in *.LNK file)

LINK DESCRIPTION	LINK COORDINATES (FT) X1	Y1	X2	Y2	LENGTH (FT)	BRG (DEG)	TYPE	H (FT)	W (FT)	NLANES
7. FDR S/B 71st-68th St	-15.0	10.0	408.0	628.0	749.	34.	AG	.0	36.0	
8. FDR S/B 68th-67th St	-162.0	-205.0	-15.0	10.0	260.	34.	AG	.0	36.0	
9. FDR Service Rd 73-71	385.0	644.0	720.0	1134.0	594.	34.	AG	.0	32.0	
10. FDR Service Rd 68-71	-38.0	26.0	385.0	644.0	749.	34.	AG	.0	32.0	
11. FDR N/B 35' Jet 71St	438.0	608.0	458.0	637.0	35.	35.	AG	.0	32.0	
12. FDR S/B 35' Jet 68St	-15.0	10.0	-35.0	-19.0	35.	215.	AG	.0	32.0	

Receptor Data

RECEPTOR	COORDINATES (FT) X	Y	Z
1. RECEPTOR 1	34.0	-23.0	6.0
2. RECEPTOR 2	48.0	-4.0	6.0
3. RECEPTOR 3	62.0	17.0	6.0
4. RECEPTOR 4	75.0	37.0	6.0
5. RECEPTOR 5	89.0	57.0	6.0
6. RECEPTOR 6	103.0	77.0	6.0
7. RECEPTOR 7	117.0	97.0	6.0
8. RECEPTOR 8	130.0	117.0	6.0
9. RECEPTOR 9	144.0	137.0	6.0
10. RECEPTOR 10	158.0	158.0	6.0
11. RECEPTOR 11	172.0	178.0	6.0
12. RECEPTOR 12	186.0	198.0	6.0
13. RECEPTOR 13	199.0	218.0	6.0
14. RECEPTOR 14	213.0	238.0	6.0
15. RECEPTOR 15	227.0	258.0	6.0
16. RECEPTOR 16	241.0	278.0	6.0
17. RECEPTOR 17	255.0	299.0	6.0
18. RECEPTOR 18	268.0	319.0	6.0
19. RECEPTOR 19	282.0	339.0	6.0
20. RECEPTOR 20	296.0	359.0	6.0
21. RECEPTOR 21	310.0	379.0	6.0
22. RECEPTOR 22	323.0	399.0	6.0
23. RECEPTOR 23	337.0	419.0	6.0
24. RECEPTOR 24	351.0	440.0	6.0
25. RECEPTOR 25	365.0	460.0	6.0
26. RECEPTOR 26	379.0	480.0	6.0
27. RECEPTOR 27	392.0	500.0	6.0
28. RECEPTOR 28	406.0	520.0	6.0

JOB: HSS FDR Air Quality Existing/35' Jets

RUN: FDR DRIVE BET E 67TH-75TH STS/35' JETS

Receptor Data

RECEPTOR	COORDINATES (FT) X	Y	Z
29. RECEPTOR 29	420.0	540.0	6.0
30. RECEPTOR 30	434.0	561.0	6.0
31. RECEPTOR 31	447.0	581.0	6.0
32. RECEPTOR 32	461.0	601.0	6.0
33. RECEPTOR 33	475.0	621.0	6.0
34. RECEPTOR 34	489.0	641.0	6.0
35. RECEPTOR 35	503.0	661.0	6.0
36. RECEPTOR 36	516.0	681.0	6.0
37. RECEPTOR 37	530.0	702.0	6.0
38. RECEPTOR 38	544.0	722.0	6.0
39. RECEPTOR 39	558.0	742.0	6.0
40. RECEPTOR 40	571.0	762.0	6.0
41. RECEPTOR 41	585.0	782.0	6.0
42. RECEPTOR 42	599.0	802.0	6.0
43. RECEPTOR 43	613.0	822.0	6.0
44. RECEPTOR 44	627.0	843.0	6.0
45. RECEPTOR 45	640.0	863.0	6.0
46. RECEPTOR 46	654.0	883.0	6.0
47. RECEPTOR 47	668.0	903.0	6.0
48. RECEPTOR 48	682.0	923.0	6.0
49. RECEPTOR 49	696.0	943.0	6.0
50. RECEPTOR 50	709.0	964.0	6.0
51. RECEPTOR 51	723.0	984.0	6.0
52. RECEPTOR 52	737.0	1004.0	6.0
53. RECEPTOR 53	751.0	1024.0	6.0
54. RECEPTOR 54	764.0	1044.0	6.0
55. RECEPTOR 55	778.0	1064.0	6.0
56. RECEPTOR 56	792.0	1084.0	6.0
57. RECEPTOR 57	20.0	-44.0	6.0
58. RECEPTOR 58	6.0	-64.0	6.0
59. RECEPTOR 59	-7.0	-84.0	6.0
60. RECEPTOR 60	-21.0	-104.0	6.0

JOB: HSS FDR Air Quality Existing/35' Jets

RUN: FDR DRIVE BET E 67TH-75TH STS/35' JETS

Model Results

Remarks : In search of the wind direction corresponding to the maximum concentration, only the first direction, of the directions with the same maximum concentrations, is indicated as the maximum.

* MAXIMUM HOURLY CONCENTRATIONS WITH ANY AMBIENT BACKGROUND CONCENTRATIONS (BKG) ADDED (PPM)

	REC1	REC2	REC3	REC4	REC5	REC6	REC7	REC8	REC9	REC10
MAX+BKG	3.0	2.9	2.7	2.5	2.5	2.4	2.3	2.4	2.4	2.5
- BKG	.0	.0	.0	.0	.0	.0	.0	.0	.0	.0
MAX	3.0	2.9	2.7	2.5	2.5	2.4	2.3	2.4	2.4	2.5
WIND DIR	289	262	262	24	24	24	24	24	30	24
JULIAN	129	23	23	44	44	44	44	44	347	44
HOUR	23	17	17	19	19	19	19	19	8	19

	REC11	REC12	REC13	REC14	REC15	REC16	REC17	REC18	REC19	REC20
MAX+BKG	2.4	2.5	2.5	2.5	2.5	2.4	2.4	2.5	2.6	2.5
- BKG	.0	.0	.0	.0	.0	.0	.0	.0	.0	.0
MAX	2.4	2.5	2.5	2.5	2.5	2.4	2.4	2.5	2.6	2.5
WIND DIR	24	24	24	24	24	24	24	24	24	24
JULIAN	44	44	44	44	44	44	44	44	44	44
HOUR	19	19	19	19	19	19	19	19	19	19

	REC21	REC22	REC23	REC24	REC25	REC26	REC27	REC28	REC29	REC30
MAX+BKG	2.5	2.7	2.7	2.6	2.7	2.8	2.8	3.0	3.0	3.4
- BKG	.0	.0	.0	.0	.0	.0	.0	.0	.0	.0
MAX	2.5	2.7	2.7	2.6	2.7	2.8	2.8	3.0	3.0	3.4
WIND DIR	24	24	24	24	24	24	24	24	24	24
JULIAN	44	44	44	44	44	44	44	44	44	44
HOUR	19	19	19	19	19	19	19	19	19	19

	REC31	REC32	REC33	REC34	REC35	REC36	REC37	REC38	REC39	REC40
MAX+BKG	3.5	4.8	4.7	3.8	3.2	2.9	2.6	2.4	2.2	2.3
- BKG	.0	.0	.0	.0	.0	.0	.0	.0	.0	.0
MAX	3.5	4.8	4.7	3.8	3.2	2.9	2.6	2.4	2.2	2.3
WIND DIR	344	330	262	239	226	226	226	226	224	226
JULIAN	343	338	23	261	319	319	319	319	264	319
HOUR	19	11	17	20	9	9	9	9	10	9

JOB: HSS FDR Air Quality Existing/35' Jets

RUN: FDR DRIVE BET E 67TH-75TH STS/35' JETS

* MAXIMUM HOURLY CONCENTRATIONS WITH ANY AMBIENT BACKGROUND CONCENTRATIONS (BKG) ADDED
(PPM)

	REC41	REC42	REC43	REC44	REC45	REC46	REC47	REC48	REC49	REC50
MAX+BKG	2.2	2.1	2.0	2.1	2.2	2.1	2.1	2.1	2.1	2.2
- BKG	.0	.0	.0	.0	.0	.0	.0	.0	.0	.0
MAX	2.2	2.1	2.0	2.1	2.2	2.1	2.1	2.1	2.1	2.2
WIND DIR	226	226	24	226	226	226	226	226	226	226
JULIAN	319	319	44	319	319	319	319	319	319	319
HOUR	9	9	19	9	9	9	9	9	9	9

	REC51	REC52	REC53	REC54	REC55	REC56	REC57	REC58	REC59	REC60
MAX+BKG	2.2	2.2	2.0	2.0	2.0	2.0	2.9	2.8	2.6	2.5
- BKG	.0	.0	.0	.0	.0	.0	.0	.0	.0	.0
MAX	2.2	2.2	2.0	2.0	2.0	2.0	2.9	2.8	2.6	2.5
WIND DIR	226	226	226	226	226	226	320	334	24	24
JULIAN	319	319	319	319	319	319	341	33	44	44
HOUR	9	9	9	9	9	9	8	18	19	19

THE HIGHEST CONCENTRATION OF 4.80 PPM OCCURRED AT RECEPTOR REC32.

JOB: HSS FDR Air Quality Existing/35' Jets

RUN: FDR DRIVE BET E 67TH-75TH STS/35' JETS

==========
Output Section
==========

NOTES PERTAINING TO THE REPORT

1. THE HIGHEST AVERAGE IN EACH OF THE FIRST TWO COLUMNS OF EACH TABLE BELOW ARE SUFFIXED BY AN ASTERISK (*). FOR PM OUTPUT, THERE IS ONLY ONE COLUMN AND ASTERISK FOR THE ANNUAL AVERAGE/PERIOD OF CONCERN TABLE.

2. THE NUMBERS IN PARENTHESES ARE THE JULIAN DAY AND ENDING HOUR FOR THE PRECEDING AVERAGE.

3. THE NUMBER OF CALM HOURS USED IN PRODUCING EACH AVERAGE ARE PREFIXED BY A C.

PRIMARY AVERAGES.

MAXIMUM 8-HOUR RUNNING NONOVERLAPPING AVERAGE CONCENTRATIONS
IN PARTS PER MILLION (PPM),
INCLUDING AMBIENT BACKGROUND CONCENTRATIONS.

Receptor Number	Highest Conc	Highest Ending Day Hr	Highest Calm	Second highest Conc	Second highest Ending Day Hr	Second highest Calm
1	2.01	(338,13)	C 1	1.78	(23,20)	C 2
2	2.02	(23,20)	C 2	1.80	(338,13)	C 1
3	2.12	(23,20)	C 2	1.57	(338,13)	C 1
4	1.93	(23,20)	C 2	1.51	(274,23)	C 0
5	1.83	(23,20)	C 2	1.42	(274,23)	C 0
6	1.75	(23,20)	C 2	1.41	(274,24)	C 0
7	1.73	(23,20)	C 2	1.37	(338,13)	C 1
8	1.72	(23,20)	C 2	1.37	(274,24)	C 0
9	1.68	(23,20)	C 2	1.39	(338,13)	C 1
10	1.70	(23,20)	C 2	1.40	(338,13)	C 1
11	1.65	(23,20)	C 2	1.40	(338,13)	C 1
12	1.63	(23,20)	C 2	1.40	(338,13)	C 1
13	1.63	(23,20)	C 2	1.41	(338,13)	C 1
14	1.63	(23,20)	C 2	1.40	(338,13)	C 1
15	1.62	(23,20)	C 2	1.40	(338,13)	C 1
16	1.62	(23,20)	C 2	1.40	(338,13)	C 1
17	1.62	(23,20)	C 2	1.40	(338,13)	C 1
18	1.67	(23,20)	C 2	1.41	(338,13)	C 1
19	1.65	(23,20)	C 2	1.40	(338,13)	C 1
20	1.63	(23,20)	C 2	1.40	(338,13)	C 1
21	1.63	(23,20)	C 2	1.40	(338,13)	C 1
22	1.67	(23,20)	C 2	1.40	(338,13)	C 1
23	1.63	(23,20)	C 2	1.40	(338,13)	C 1
24	1.67	(23,20)	C 2	1.39	(338,13)	C 1

JOB: HSS FDR Air Quality Existing/35' Jets RUN: FDR DRIVE BET E 67TH-75TH STS/35' JETS

MAXIMUM 8-HOUR RUNNING NONOVERLAPPING AVERAGE CONCENTRATIONS
IN PARTS PER MILLION (PPM),
INCLUDING AMBIENT BACKGROUND CONCENTRATIONS.

Receptor Number	Highest Conc	Highest Ending Day Hr	Highest Calm	Second highest Conc	Second highest Ending Day Hr	Second highest Calm
25	1.67	(23,20)	C 2	1.39	(338,13)	C 1
26	1.63	(23,20)	C 2	1.41	(338,13)	C 1
27	1.67	(23,20)	C 2	1.40	(338,13)	C 1
28	1.67	(23,20)	C 2	1.41	(338,13)	C 1
29	1.65	(23,20)	C 2	1.41	(338,13)	C 1
30	1.67	(23,20)	C 2	1.50	(235,24)	C 0
31	1.87	(314, 1)	C 1	1.79	(235,24)	C 0
32	2.90	(338,13)	C 1	2.66	(331,13)	C 0
33	3.60*	(23,20)	C 2	3.04*	(338,13)	C 1
34	2.83	(23,20)	C 2	2.19	(275, 1)	C 0
35	1.95	(23,20)	C 2	1.65	(274,24)	C 0
36	1.60	(23,20)	C 2	1.40	(274,24)	C 0
37	1.50	(23,20)	C 2	1.35	(7,23)	C 0
38	1.42	(23,20)	C 2	1.27	(274,24)	C 0
39	1.42	(23,20)	C 2	1.24	(274,24)	C 0
40	1.45	(23,20)	C 2	1.26	(274,24)	C 0
41	1.43	(23,20)	C 2	1.19	(274,24)	C 0
42	1.42	(23,20)	C 2	1.20	(274,24)	C 0
43	1.38	(23,20)	C 2	1.19	(274,24)	C 0
44	1.37	(23,20)	C 2	1.17	(274,24)	C 0
45	1.35	(23,20)	C 2	1.19	(274,24)	C 0
46	1.35	(23,20)	C 2	1.16	(338,13)	C 1
47	1.35	(23,20)	C 2	1.14	(338,13)	C 1
48	1.33	(23,20)	C 2	1.14	(338,13)	C 1
49	1.33	(23,20)	C 2	1.16	(338,13)	C 1
50	1.33	(23,20)	C 2	1.17	(338,13)	C 1
51	1.33	(23,20)	C 2	1.14	(338,13)	C 1
52	1.33	(23,20)	C 2	1.14	(338,13)	C 1
53	1.33	(23,20)	C 2	1.14	(338,13)	C 1
54	1.35	(23,20)	C 2	1.16	(338,13)	C 1
55	1.33	(23,20)	C 2	1.15	(274,24)	C 0
56	1.32	(23,20)	C 2	1.13	(338,13)	C 1
57	1.79	(338,13)	C 1	1.54	(291,22)	C 0
58	1.60	(331,13)	C 0	1.46	(338,13)	C 1
59	1.36	(314, 1)	C 1	1.32	(23,20)	C 2
60	1.28	(23,20)	C 2	1.21	(338,13)	C 1

FIVE HIGHEST 1-HOUR END-TO-END AVERAGE CONCENTRATIONS IN PARTS PER MILLION
INCLUDING AMBIENT BACKGROUND CONCENTRATIONS.

Rcptr No.	Highest Conc	Highest Ending Day Hr	Highest Calm	Second Highest Conc	Second Highest Ending Day Hr	Second Highest Calm	Third Highest Conc	Third Highest Ending Day Hr	Third Highest Calm	Fourth Highest Conc	Fourth Highest Ending Day Hr	Fourth Highest Calm	Fifth Highest Conc	Fifth Highest Ending Day Hr	Fifth Highest Calm
1	3.00	(129,23)	C 0	3.00	(357, 8)	C 0	2.80	(348, 8)	C 0	2.70	(228, 8)	C 0	2.60	(44,19)	C 0

JOB: HSS FDR Air Quality Existing/35' Jets

RUN: FDR DRIVE BET E 67TH-75TH STS/35' JETS

FIVE HIGHEST 1-HOUR END-TO-END AVERAGE CONCENTRATIONS IN PARTS PER MILLION
INCLUDING AMBIENT BACKGROUND CONCENTRATIONS.

Rcptr	Highest			Second Highest			Third Highest			Fourth Highest			Fifth Highest		
No.	Conc	Ending Day Hr	Calm	Conc	Ending Day Hr	Calm	Conc	Ending Day Hr	Calm	Conc	Ending Day Hr	Calm	Conc	Ending Day Hr	Calm
2	2.90	(23,17)	C 0	2.80	(228, 8)	C 0	2.70	(274,19)	C 0	2.60	(221, 7)	C 0	2.60	(302, 7)	C 0
3	2.70	(23,17)	C 0	2.60	(338, 7)	C 0	2.50	(44,19)	C 0	2.40	(347, 8)	C 0	2.40	(221, 7)	C 0
4	2.50	(44,19)	C 0	2.40	(23,17)	C 0	2.40	(261,20)	C 0	2.40	(347, 8)	C 0	2.30	(44,20)	C 0
5	2.50	(44,19)	C 0	2.40	(347, 8)	C 0	2.30	(44,20)	C 0	2.30	(261,20)	C 0	2.20	(23,17)	C 0
6	2.40	(44,19)	C 0	2.40	(261,20)	C 0	2.30	(293,21)	C 0	2.20	(44,20)	C 0	2.20	(347, 8)	C 0
7	2.30	(44,19)	C 0	2.20	(261,20)	C 0	2.20	(319, 9)	C 0	2.20	(347, 8)	C 0	2.10	(23,16)	C 0
8	2.40	(44,19)	C 0	2.40	(261,20)	C 0	2.30	(319, 9)	C 0	2.30	(347, 8)	C 0	2.20	(44,20)	C 0
9	2.40	(347, 8)	C 0	2.30	(44,19)	C 0	2.20	(261,20)	C 0	2.10	(96,21)	C 0	2.10	(319, 9)	C 0
10	2.50	(44,19)	C 0	2.40	(347, 8)	C 0	2.20	(44,20)	C 0	2.20	(261,20)	C 0	2.20	(319, 9)	C 0
11	2.40	(44,19)	C 0	2.40	(347, 8)	C 0	2.30	(44,20)	C 0	2.20	(319, 9)	C 0	2.10	(115,20)	C 0
12	2.50	(44,19)	C 0	2.50	(347, 8)	C 0	2.30	(44,20)	C 0	2.20	(115,20)	C 0	2.20	(319, 9)	C 0
13	2.50	(44,19)	C 0	2.50	(347, 8)	C 0	2.30	(44,20)	C 0	2.30	(319, 9)	C 0	2.20	(115,20)	C 0
14	2.50	(44,19)	C 0	2.50	(347, 8)	C 0	2.30	(44,20)	C 0	2.20	(319, 9)	C 0	2.10	(115,20)	C 0
15	2.50	(44,19)	C 0	2.40	(347, 8)	C 0	2.20	(44,20)	C 0	2.20	(319, 9)	C 0	2.10	(115,20)	C 0
16	2.40	(44,19)	C 0	2.40	(347, 8)	C 0	2.20	(44,20)	C 0	2.20	(115,20)	C 0	2.20	(319, 9)	C 0
17	2.40	(44,19)	C 0	2.40	(44,20)	C 0	2.40	(347, 8)	C 0	2.20	(115,20)	C 0	2.20	(319, 9)	C 0
18	2.50	(44,19)	C 0	2.40	(44,20)	C 0	2.40	(347, 8)	C 0	2.40	(319, 9)	C 0	2.20	(115,20)	C 0
19	2.60	(44,19)	C 0	2.40	(44,20)	C 0	2.40	(319, 9)	C 0	2.30	(347, 8)	C 0	2.20	(115,20)	C 0
20	2.50	(44,19)	C 0	2.40	(319, 9)	C 0	2.30	(44,20)	C 0	2.20	(347, 8)	C 0	2.20	(261,20)	C 0
21	2.50	(44,19)	C 0	2.50	(347, 8)	C 0	2.30	(319, 9)	C 0	2.20	(44,20)	C 0	2.20	(261,20)	C 0
22	2.70	(44,19)	C 0	2.50	(347, 8)	C 0	2.40	(319, 9)	C 0	2.30	(44,20)	C 0	2.20	(115,20)	C 0
23	2.70	(44,19)	C 0	2.60	(44,20)	C 0	2.30	(347, 8)	C 0	2.30	(319, 9)	C 0	2.20	(115,20)	C 0
24	2.60	(44,19)	C 0	2.60	(347, 8)	C 0	2.40	(44,20)	C 0	2.30	(319, 9)	C 0	2.20	(261,20)	C 0
25	2.70	(44,19)	C 0	2.50	(44,20)	C 0	2.50	(347, 8)	C 0	2.20	(90,18)	C 0	2.20	(115,20)	C 0
26	2.80	(44,19)	C 0	2.60	(44,20)	C 0	2.60	(347, 8)	C 0	2.20	(330,18)	C 0	2.20	(261,20)	C 0
27	2.80	(44,19)	C 0	2.60	(44,20)	C 0	2.60	(347, 8)	C 0	2.30	(330,18)	C 0	2.30	(319, 9)	C 0
28	3.00	(44,19)	C 0	2.70	(44,20)	C 0	2.60	(347, 8)	C 0	2.40	(90,18)	C 0	2.40	(115,20)	C 0
29	3.00	(44,19)	C 0	2.80	(44,20)	C 0	2.70	(347, 8)	C 0	2.50	(90,18)	C 0	2.50	(115,20)	C 0
30	3.40	(44,19)	C 0	3.00	(90,18)	C 0	3.00	(347, 8)	C 0	2.90	(44,20)	C 0	2.80	(313,24)	C 0
31	3.50	(343,19)	C 0	3.40	(44,19)	C 0	3.40	(313,24)	C 0	3.30	(115,16)	C 0	3.20	(90,18)	C 0
32	4.80*	(338,11)	C 0	4.60	(33,18)	C 0	4.60	(341, 8)	C 0	4.30	(7, 7)	C 0	4.30	(39, 7)	C 0
33	4.70	(23,17)	C 0	4.60*	(228, 8)	C 0	4.40	(129,23)	C 0	4.40	(357, 8)	C 0	4.40	(274,19)	C 0
34	3.80	(261,20)	C 0	3.50	(293,21)	C 0	3.50	(319, 9)	C 0	3.40	(96,21)	C 0	3.40	(23,17)	C 0
35	3.20	(319, 9)	C 0	3.00	(261,20)	C 0	2.90	(264,10)	C 0	2.80	(293,21)	C 0	2.70	(274,23)	C 0
36	2.90	(319, 9)	C 0	2.70	(264,10)	C 0	2.60	(261,20)	C 0	2.50	(293,21)	C 0	2.40	(259,23)	C 0
37	2.60	(319, 9)	C 0	2.30	(264,10)	C 0	2.20	(259,23)	C 0	2.20	(261,20)	C 0	2.10	(274,23)	C 0
38	2.40	(319, 9)	C 0	2.10	(264,10)	C 0	2.10	(261,20)	C 0	2.00	(44,19)	C 0	2.00	(293,21)	C 0
39	2.20	(264,10)	C 0	2.20	(319, 9)	C 0	2.00	(44,19)	C 0	1.90	(261,20)	C 0	1.80	(293,21)	C 0
40	2.30	(319, 9)	C 0	2.00	(44,19)	C 0	2.00	(264,10)	C 0	1.80	(44,20)	C 0	1.80	(259,23)	C 0
41	2.20	(319, 9)	C 0	2.00	(44,19)	C 0	2.00	(264,10)	C 0	1.80	(44,20)	C 0	1.80	(23,16)	C 0
42	2.10	(319, 9)	C 0	1.90	(44,19)	C 0	1.90	(261,20)	C 0	1.90	(264,10)	C 0	1.70	(22,23)	C 0

JOB: HSS FDR Air Quality Existing/35' Jets RUN: FDR DRIVE BET E 67TH-75TH STS/35' JETS

FIVE HIGHEST 1-HOUR END-TO-END AVERAGE CONCENTRATIONS IN PARTS PER MILLION
INCLUDING AMBIENT BACKGROUND CONCENTRATIONS.

Rcptr	Highest Ending			Second Highest Ending			Third Highest Ending			Fourth Highest Ending			Fifth Highest Ending		
No.	Conc	Day Hr	Calm	Conc	Day Hr	Calm	Conc	Day Hr	Calm	Conc	Day Hr	Calm	Conc	Day Hr	Calm
43	2.00	(44,19)	C 0	2.00	(319, 9)	C 0	1.90	(261,20)	C 0	1.80	(90,18)	C 0	1.80	(264,10)	C 0
44	2.10	(319, 9)	C 0	1.90	(44,19)	C 0	1.90	(261,20)	C 0	1.80	(264,10)	C 0	1.80	(347, 8)	C 0
45	2.20	(319, 9)	C 0	1.90	(44,19)	C 0	1.90	(264,10)	C 0	1.80	(261,20)	C 0	1.80	(44,20)	C 0
46	2.10	(319, 9)	C 0	2.00	(44,19)	C 0	1.90	(264,10)	C 0	1.80	(261,20)	C 0	1.80	(44,20)	C 0
47	2.10	(319, 9)	C 0	2.00	(44,19)	C 0	1.80	(261,20)	C 0	1.80	(264,10)	C 0	1.70	(44,20)	C 0
48	2.10	(319, 9)	C 0	1.90	(44,19)	C 0	1.80	(261,20)	C 0	1.80	(264,10)	C 0	1.70	(44,20)	C 0
49	2.10	(319, 9)	C 0	1.90	(44,19)	C 0	1.70	(44,20)	C 0	1.70	(261,20)	C 0	1.70	(264,10)	C 0
50	2.20	(319, 9)	C 0	2.00	(44,19)	C 0	1.80	(264,10)	C 0	1.70	(44,20)	C 0	1.70	(90,18)	C 0
51	2.20	(319, 9)	C 0	1.90	(264,10)	C 0	1.90	(44,19)	C 0	1.70	(44,20)	C 0	1.70	(261,20)	C 0
52	2.20	(319, 9)	C 0	1.90	(264,10)	C 0	1.90	(44,19)	C 0	1.70	(90,18)	C 0	1.70	(261,20)	C 0
53	2.00	(319, 9)	C 0	1.90	(264,10)	C 0	1.80	(44,19)	C 0	1.70	(261,20)	C 0	1.70	(313,24)	C 0
54	2.00	(319, 9)	C 0	1.90	(264,10)	C 0	1.70	(44,19)	C 0	1.70	(90,18)	C 0	1.70	(261,20)	C 0
55	2.00	(319, 9)	C 0	1.80	(264,10)	C 0	1.70	(44,19)	C 0	1.70	(261,20)	C 0	1.70	(313,24)	C 0
56	2.00	(319, 9)	C 0	1.80	(264,10)	C 0	1.70	(261,20)	C 0	1.60	(44,19)	C 0	1.60	(96,21)	C 0
57	2.90	(341, 8)	C 0	2.80	(177, 7)	C 0	2.80	(348, 8)	C 0	2.70	(197, 7)	C 0	2.70	(338,11)	C 0
58	2.80	(33,18)	C 0	2.70	(338,11)	C 0	2.60	(7, 7)	C 0	2.60	(343,19)	C 0	2.50	(39, 7)	C 0
59	2.60	(44,19)	C 0	2.40	(343,19)	C 0	2.30	(33,18)	C 0	2.30	(115,16)	C 0	2.20	(24,16)	C 0
60	2.50	(44,19)	C 0	2.30	(347, 8)	C 0	2.20	(44,20)	C 0	2.20	(313,24)	C 0	2.00	(90,18)	C 0

MAXIMUM 8-HOUR AVERAGED LINK CONTRIBUTIONS
IN PARTS PER MILLION (PPM)
INCLUDING AMBIENT BACKGROUND CONCENTRATIONS.

Rcptr No.	Total Conc	Ending Day Hr	Ambient Backgnd	Total Link	Link +1	Link +2	Link +3	Link +4	Link +5	Link +6	Link +7	Link +8	Link +9	Link +10
1	2.01	(338,13)	.00	2.01	.36	.36	.00	.00	.00	.00	.23	.29	.00	.01
				Links 10+	.00	.77	.00	.00	.00	.00	.00	.00	.00	.00
2	2.02	(23,20)	.00	2.02	.40	.52	.00	.00	.00	.00	.10	.38	.00	.00
				Links 10+	.00	.62	.00	.00	.00	.00	.00	.00	.00	.00
3	2.12	(23,20)	.00	2.12	.18	.83	.00	.00	.00	.00	.23	.28	.00	.00
				Links 10+	.00	.58	.00	.00	.00	.00	.00	.00	.00	.00
4	1.93	(23,20)	.00	1.93	.12	.92	.00	.00	.00	.00	.33	.18	.00	.00
				Links 10+	.00	.38	.00	.00	.00	.00	.00	.00	.00	.00
5	1.83	(23,20)	.00	1.83	.05	.95	.00	.00	.00	.00	.42	.13	.00	.02
				Links 10+	.00	.27	.00	.00	.00	.00	.00	.00	.00	.00
6	1.75	(23,20)	.00	1.75	.05	.97	.00	.00	.00	.00	.47	.08	.00	.02
				Links 10+	.00	.17	.00	.00	.00	.00	.00	.00	.00	.00
7	1.73	(23,20)	.00	1.73	.05	1.02	.00	.00	.00	.00	.48	.05	.00	.02
				Links 10+	.00	.12	.00	.00	.00	.00	.00	.00	.00	.00

JOB: HSS FDR Air Quality Existing/35' Jets

RUN: FDR DRIVE BET E 67TH-75TH STS/35' JETS

LINK CONTRIBUTION TABLES

MAXIMUM 8-HOUR AVERAGED LINK CONTRIBUTIONS
IN PARTS PER MILLION (PPM)
INCLUDING AMBIENT BACKGROUND CONCENTRATIONS.

Rcptr No.	Total Conc	Ending Day Hr	Ambient Backgnd	Total Link	Link +1	Link +2	Link +3	Link +4	Link +5	Link +6	Link +7	Link +8	Link +9	Link +10
8	1.72	(23,20)	.00	1.72	.02	1.03	.00	.00	.00	.00	.50	.05	.00	.03
				Links 10+	.00	.08	.00	.00	.00	.00	.00	.00	.00	.00
9	1.68	(23,20)	.00	1.68	.02	1.02	.00	.00	.00	.00	.52	.05	.00	.03
				Links 10+	.00	.05	.00	.00	.00	.00	.00	.00	.00	.00
10	1.70	(23,20)	.00	1.70	.00	1.03	.00	.00	.00	.00	.53	.05	.00	.03
				Links 10+	.00	.05	.00	.00	.00	.00	.00	.00	.00	.00
11	1.65	(23,20)	.00	1.65	.00	1.02	.00	.00	.00	.00	.53	.02	.00	.03
				Links 10+	.00	.05	.00	.00	.00	.00	.00	.00	.00	.00
12	1.63	(23,20)	.00	1.63	.00	1.02	.00	.00	.00	.00	.55	.00	.00	.03
				Links 10+	.00	.03	.00	.00	.00	.00	.00	.00	.00	.00
13	1.63	(23,20)	.00	1.63	.00	1.05	.00	.00	.00	.00	.55	.00	.00	.03
				Links 10+	.00	.00	.00	.00	.00	.00	.00	.00	.00	.00
14	1.63	(23,20)	.00	1.63	.00	1.05	.00	.00	.00	.00	.55	.00	.00	.03
				Links 10+	.00	.00	.00	.00	.00	.00	.00	.00	.00	.00
15	1.62	(23,20)	.00	1.62	.00	1.03	.00	.00	.00	.00	.55	.00	.00	.03
				Links 10+	.00	.00	.00	.00	.00	.00	.00	.00	.00	.00
16	1.62	(23,20)	.00	1.62	.00	1.03	.00	.00	.00	.00	.55	.00	.00	.03
				Links 10+	.00	.00	.00	.00	.00	.00	.00	.00	.00	.00
17	1.62	(23,20)	.00	1.62	.00	1.03	.00	.00	.00	.00	.55	.00	.00	.03
				Links 10+	.00	.00	.00	.00	.00	.00	.00	.00	.00	.00
18	1.67	(23,20)	.00	1.67	.00	1.07	.00	.00	.00	.00	.57	.00	.00	.03
				Links 10+	.00	.00	.00	.00	.00	.00	.00	.00	.00	.00
19	1.65	(23,20)	.00	1.65	.00	1.05	.00	.00	.00	.00	.57	.00	.00	.03
				Links 10+	.00	.00	.00	.00	.00	.00	.00	.00	.00	.00
20	1.63	(23,20)	.00	1.63	.00	1.03	.00	.00	.00	.00	.57	.00	.00	.03
				Links 10+	.00	.00	.00	.00	.00	.00	.00	.00	.00	.00
21	1.63	(23,20)	.00	1.63	.00	1.03	.00	.00	.00	.00	.57	.00	.00	.03
				Links 10+	.00	.00	.00	.00	.00	.00	.00	.00	.00	.00
22	1.67	(23,20)	.00	1.67	.00	1.07	.00	.00	.00	.00	.57	.00	.00	.03
				Links 10+	.00	.00	.00	.00	.00	.00	.00	.00	.00	.00
23	1.63	(23,20)	.00	1.63	.00	1.03	.00	.00	.00	.00	.57	.00	.00	.03
				Links 10+	.00	.00	.00	.00	.00	.00	.00	.00	.00	.00
24	1.67	(23,20)	.00	1.67	.00	1.07	.00	.00	.00	.00	.57	.00	.00	.03
				Links 10+	.00	.00	.00	.00	.00	.00	.00	.00	.00	.00
25	1.67	(23,20)	.00	1.67	.00	1.07	.00	.00	.00	.00	.57	.00	.00	.03
				Links 10+	.00	.00	.00	.00	.00	.00	.00	.00	.00	.00
26	1.63	(23,20)	.00	1.63	.00	1.03	.00	.00	.00	.00	.57	.00	.00	.03
				Links 10+	.00	.00	.00	.00	.00	.00	.00	.00	.00	.00

JOB: HSS FDR Air Quality Existing/35' Jets

RUN: FDR DRIVE BET E 67TH-75TH STS/35' JETS

LINK CONTRIBUTION TABLES

MAXIMUM 8-HOUR AVERAGED LINK CONTRIBUTIONS
IN PARTS PER MILLION (PPM)
INCLUDING AMBIENT BACKGROUND CONCENTRATIONS.

Rcptr No.	Total Conc	Ending Day Hr	Ambient Backgnd	Total Link	Link +1	Link +2	Link +3	Link +4	Link +5	Link +6	Link +7	Link +8	Link +9	Link +10
27	1.67	(23,20)	.00	1.67	.00	1.07	.00	.00	.00	.00	.57	.00	.00	.03
				Links 10+	.00	.00	.00	.00	.00	.00	.00	.00	.00	.00
28	1.67	(23,20)	.00	1.67	.00	1.07	.00	.00	.00	.00	.57	.00	.00	.03
				Links 10+	.00	.00	.00	.00	.00	.00	.00	.00	.00	.00
29	1.65	(23,20)	.00	1.65	.00	1.05	.00	.00	.00	.00	.57	.00	.00	.03
				Links 10+	.00	.00	.00	.00	.00	.00	.00	.00	.00	.00
30	1.67	(23,20)	.00	1.67	.00	1.07	.00	.00	.00	.02	.57	.00	.00	.02
				Links 10+	.00	.00	.00	.00	.00	.00	.00	.00	.00	.00
31	1.87	(314, 1)	.00	1.87	.00	.24	.34	.00	.00	.24	.00	.00	.01	.00
				Links 10+	1.03	.00	.00	.00	.00	.00	.00	.00	.00	.00
32	2.90	(338,13)	.00	2.90	.00	.29	.40	.00	.00	.20	.30	.00	.01	.01
				Links 10+	1.69	.00	.00	.00	.00	.00	.00	.00	.00	.00
33	3.60	(23,20)	.00	3.60	.00	.42	.53	.00	.00	.10	.45	.00	.00	.02
				Links 10+	2.08	.00	.00	.00	.00	.00	.00	.00	.00	.00
34	2.83	(23,20)	.00	2.83	.00	.20	.70	.00	.00	.22	.32	.00	.02	.00
				Links 10+	1.38	.00	.00	.00	.00	.00	.00	.00	.00	.00
35	1.95	(23,20)	.00	1.95	.00	.12	.73	.00	.00	.30	.23	.00	.02	.00
				Links 10+	.55	.00	.00	.00	.00	.00	.00	.00	.00	.00
36	1.60	(23,20)	.00	1.60	.00	.08	.75	.00	.00	.33	.15	.00	.03	.00
				Links 10+	.25	.00	.00	.00	.00	.00	.00	.00	.00	.00
37	1.50	(23,20)	.00	1.50	.00	.05	.78	.00	.00	.38	.12	.00	.05	.00
				Links 10+	.12	.00	.00	.00	.00	.00	.00	.00	.00	.00
38	1.42	(23,20)	.00	1.42	.00	.05	.80	.00	.00	.38	.08	.00	.05	.00
				Links 10+	.05	.00	.00	.00	.00	.00	.00	.00	.00	.00
39	1.42	(23,20)	.00	1.42	.00	.05	.80	.00	.00	.40	.05	.00	.07	.00
				Links 10+	.05	.00	.00	.00	.00	.00	.00	.00	.00	.00
40	1.45	(23,20)	.00	1.45	.00	.03	.82	.00	.00	.42	.05	.00	.08	.00
				Links 10+	.05	.00	.00	.00	.00	.00	.00	.00	.00	.00
41	1.43	(23,20)	.00	1.43	.00	.02	.82	.00	.00	.43	.05	.00	.08	.00
				Links 10+	.03	.00	.00	.00	.00	.00	.00	.00	.00	.00
42	1.42	(23,20)	.00	1.42	.00	.02	.82	.00	.00	.43	.05	.00	.08	.00
				Links 10+	.02	.00	.00	.00	.00	.00	.00	.00	.00	.00
43	1.38	(23,20)	.00	1.38	.00	.02	.82	.00	.00	.43	.03	.00	.08	.00
				Links 10+	.00	.00	.00	.00	.00	.00	.00	.00	.00	.00
44	1.37	(23,20)	.00	1.37	.00	.02	.82	.00	.00	.43	.02	.00	.08	.00
				Links 10+	.00	.00	.00	.00	.00	.00	.00	.00	.00	.00
45	1.35	(23,20)	.00	1.35	.00	.00	.82	.00	.00	.43	.02	.00	.08	.00
				Links 10+	.00	.00	.00	.00	.00	.00	.00	.00	.00	.00

JOB: HSS FDR Air Quality Existing/35' Jets

RUN: FDR DRIVE BET E 67TH-75TH STS/35' JETS

LINK CONTRIBUTION TABLES

MAXIMUM 8-HOUR AVERAGED LINK CONTRIBUTIONS
IN PARTS PER MILLION (PPM)
INCLUDING AMBIENT BACKGROUND CONCENTRATIONS.

Rcptr No.	Total Conc	Ending Day Hr	Ambient Backgnd		Total Link	Link +1	Link +2	Link +3	Link +4	Link +5	Link +6	Link +7	Link +8	Link +9	Link +10
46	1.35	(23,20)	.00		1.35	.00	.00	.82	.00	.00	.43	.02	.00	.08	.00
				Links	10+	.00	.00	.00	.00	.00	.00	.00	.00	.00	.00
47	1.35	(23,20)	.00		1.35	.00	.00	.82	.00	.00	.43	.02	.00	.08	.00
				Links	10+	.00	.00	.00	.00	.00	.00	.00	.00	.00	.00
48	1.33	(23,20)	.00		1.33	.00	.00	.82	.00	.00	.43	.00	.00	.08	.00
				Links	10+	.00	.00	.00	.00	.00	.00	.00	.00	.00	.00
49	1.33	(23,20)	.00		1.33	.00	.00	.82	.00	.00	.43	.00	.00	.08	.00
				Links	10+	.00	.00	.00	.00	.00	.00	.00	.00	.00	.00
50	1.33	(23,20)	.00		1.33	.00	.00	.82	.00	.00	.43	.00	.00	.08	.00
				Links	10+	.00	.00	.00	.00	.00	.00	.00	.00	.00	.00
51	1.33	(23,20)	.00		1.33	.00	.00	.82	.00	.00	.43	.00	.00	.08	.00
				Links	10+	.00	.00	.00	.00	.00	.00	.00	.00	.00	.00
52	1.33	(23,20)	.00		1.33	.00	.00	.82	.00	.00	.43	.00	.00	.08	.00
				Links	10+	.00	.00	.00	.00	.00	.00	.00	.00	.00	.00
53	1.33	(23,20)	.00		1.33	.00	.00	.82	.00	.00	.43	.00	.00	.08	.00
				Links	10+	.00	.00	.00	.00	.00	.00	.00	.00	.00	.00
54	1.35	(23,20)	.00		1.35	.00	.00	.82	.00	.02	.43	.00	.00	.08	.00
				Links	10+	.00	.00	.00	.00	.00	.00	.00	.00	.00	.00
55	1.33	(23,20)	.00		1.33	.00	.00	.82	.02	.02	.42	.00	.00	.07	.00
				Links	10+	.00	.00	.00	.00	.00	.00	.00	.00	.00	.00
56	1.32	(23,20)	.00		1.32	.00	.00	.73	.07	.05	.40	.00	.00	.07	.00
				Links	10+	.00	.00	.00	.00	.00	.00	.00	.00	.00	.00
57	1.79	(338,13)	.00		1.79	.57	.10	.00	.00	.00	.00	.11	.39	.00	.00
				Links	10+	.00	.61	.00	.00	.00	.00	.00	.00	.00	.00
58	1.60	(331,13)	.00		1.60	.46	.01	.00	.00	.00	.00	.11	.28	.00	.00
				Links	10+	.00	.74	.00	.00	.00	.00	.00	.00	.00	.00
59	1.36	(314, 1)	.00		1.36	.46	.10	.00	.00	.00	.00	.17	.17	.00	.03
				Links	10+	.00	.43	.00	.00	.00	.00	.00	.00	.00	.00
60	1.28	(23,20)	.00		1.28	.80	.00	.00	.00	.00	.00	.00	.47	.00	.00
				Links	10+	.00	.02	.00	.00	.00	.00	.00	.00	.00	.00

JOB: HSS FDR Air Quality Existing/35' Jets

RUN: FDR DRIVE BET E 67TH-75TH STS/35' JETS

LINK CONTRIBUTION TABLES

SECOND HIGHEST 8-HOUR AVERAGED LINK CONTRIBUTIONS
IN PARTS PER MILLION (PPM)
INCLUDING AMBIENT BACKGROUND CONCENTRATIONS.

Rcptr No.	Total Conc	Ending Day Hr	Ambient Backgnd	Total Link	Link +1	Link +2	Link +3	Link +4	Link +5	Link +6	Link +7	Link +8	Link +9	Link +10
1	1.78	(23,20)	.00	1.78	.73	.12	.00	.00	.00	.00	.05	.45	.00	.00
				Links 10+	.00	.43	.00	.00	.00	.00	.00	.00	.00	.00
2	1.80	(338,13)	.00	1.80	.09	.73	.00	.00	.00	.00	.37	.16	.00	.03
				Links 10+	.00	.43	.00	.00	.00	.00	.00	.00	.00	.00
3	1.57	(338,13)	.00	1.57	.01	.79	.00	.00	.00	.00	.49	.07	.00	.03
				Links 10+	.00	.19	.00	.00	.00	.00	.00	.00	.00	.00
4	1.51	(274,23)	.00	1.51	.09	.72	.00	.00	.00	.00	.29	.15	.00	.00
				Links 10+	.00	.26	.00	.00	.00	.00	.00	.00	.00	.00
5	1.42	(274,23)	.00	1.43	.06	.76	.00	.00	.00	.00	.32	.10	.00	.00
				Links 10+	.00	.17	.00	.00	.00	.00	.00	.00	.00	.00
6	1.41	(274,24)	.00	1.41	.08	.78	.00	.00	.00	.00	.33	.10	.00	.00
				Links 10+	.00	.14	.00	.00	.00	.00	.00	.00	.00	.00
7	1.37	(338,13)	.00	1.37	.00	.80	.00	.00	.00	.00	.53	.00	.00	.03
				Links 10+	.00	.01	.00	.00	.00	.00	.00	.00	.00	.00
8	1.37	(274,24)	.00	1.38	.04	.82	.00	.00	.00	.00	.36	.06	.00	.01
				Links 10+	.00	.08	.00	.00	.00	.00	.00	.00	.00	.00
9	1.39	(338,13)	.00	1.39	.00	.80	.00	.00	.00	.00	.54	.00	.00	.04
				Links 10+	.00	.00	.00	.00	.00	.00	.00	.00	.00	.00
10	1.40	(338,13)	.00	1.40	.00	.80	.00	.00	.00	.00	.54	.00	.00	.06
				Links 10+	.00	.00	.00	.00	.00	.00	.00	.00	.00	.00
11	1.40	(338,13)	.00	1.40	.00	.80	.00	.00	.00	.00	.54	.00	.00	.06
				Links 10+	.00	.00	.00	.00	.00	.00	.00	.00	.00	.00
12	1.40	(338,13)	.00	1.40	.00	.80	.00	.00	.00	.00	.54	.00	.00	.06
				Links 10+	.00	.00	.00	.00	.00	.00	.00	.00	.00	.00
13	1.41	(338,13)	.00	1.41	.00	.81	.00	.00	.00	.00	.54	.00	.00	.06
				Links 10+	.00	.00	.00	.00	.00	.00	.00	.00	.00	.00
14	1.40	(338,13)	.00	1.40	.00	.80	.00	.00	.00	.00	.54	.00	.00	.06
				Links 10+	.00	.00	.00	.00	.00	.00	.00	.00	.00	.00
15	1.40	(338,13)	.00	1.40	.00	.80	.00	.00	.00	.00	.54	.00	.00	.06
				Links 10+	.00	.00	.00	.00	.00	.00	.00	.00	.00	.00
16	1.40	(338,13)	.00	1.40	.00	.80	.00	.00	.00	.00	.54	.00	.00	.06
				Links 10+	.00	.00	.00	.00	.00	.00	.00	.00	.00	.00
17	1.40	(338,13)	.00	1.40	.00	.80	.00	.00	.00	.00	.54	.00	.00	.06
				Links 10+	.00	.00	.00	.00	.00	.00	.00	.00	.00	.00
18	1.41	(338,13)	.00	1.41	.00	.81	.00	.00	.00	.00	.54	.00	.00	.06
				Links 10+	.00	.00	.00	.00	.00	.00	.00	.00	.00	.00
19	1.40	(338,13)	.00	1.40	.00	.80	.00	.00	.00	.00	.54	.00	.00	.06
				Links 10+	.00	.00	.00	.00	.00	.00	.00	.00	.00	.00

JOB: HSS FDR Air Quality Existing/35' Jets

RUN: FDR DRIVE BET E 67TH-75TH STS/35' JETS

LINK CONTRIBUTION TABLES

SECOND HIGHEST 8-HOUR AVERAGED LINK CONTRIBUTIONS
IN PARTS PER MILLION (PPM)
INCLUDING AMBIENT BACKGROUND CONCENTRATIONS.

Rcptr No.	Total Conc	Ending Day Hr	Ambient Backgnd	Total Link	Link +1	Link +2	Link +3	Link +4	Link +5	Link +6	Link +7	Link +8	Link +9	Link +10
20	1.40	(338,13)	.00	1.40	.00	.80	.00	.00	.00	.00	.54	.00	.00	.06
				Links 10+	.00	.00	.00	.00	.00	.00	.00	.00	.00	.00
21	1.40	(338,13)	.00	1.40	.00	.80	.00	.00	.00	.00	.54	.00	.00	.06
				Links 10+	.00	.00	.00	.00	.00	.00	.00	.00	.00	.00
22	1.40	(338,13)	.00	1.40	.00	.80	.00	.00	.00	.00	.54	.00	.00	.06
				Links 10+	.00	.00	.00	.00	.00	.00	.00	.00	.00	.00
23	1.40	(338,13)	.00	1.40	.00	.80	.00	.00	.00	.00	.54	.00	.00	.06
				Links 10+	.00	.00	.00	.00	.00	.00	.00	.00	.00	.00
24	1.39	(338,13)	.00	1.39	.00	.80	.00	.00	.00	.00	.54	.00	.00	.04
				Links 10+	.00	.00	.00	.00	.00	.00	.00	.00	.00	.00
25	1.39	(338,13)	.00	1.39	.00	.80	.00	.00	.00	.00	.54	.00	.00	.04
				Links 10+	.00	.00	.00	.00	.00	.00	.00	.00	.00	.00
26	1.41	(338,13)	.00	1.41	.00	.80	.00	.00	.00	.01	.54	.00	.00	.04
				Links 10+	.01	.00	.00	.00	.00	.00	.00	.00	.00	.00
27	1.40	(338,13)	.00	1.40	.00	.80	.00	.00	.00	.01	.53	.00	.00	.04
				Links 10+	.01	.00	.00	.00	.00	.00	.00	.00	.00	.00
28	1.41	(338,13)	.00	1.41	.00	.79	.01	.00	.00	.03	.53	.00	.00	.04
				Links 10+	.01	.00	.00	.00	.00	.00	.00	.00	.00	.00
29	1.41	(338,13)	.00	1.41	.00	.77	.01	.00	.00	.04	.50	.00	.00	.03
				Links 10+	.06	.00	.00	.00	.00	.00	.00	.00	.00	.00
30	1.50	(235,24)	.00	1.50	.00	.36	.29	.01	.01	.22	.06	.00	.03	.00
				Links 10+	.51	.00	.00	.00	.00	.00	.00	.00	.00	.00
31	1.79	(235,24)	.00	1.79	.00	.19	.43	.01	.01	.24	.04	.00	.03	.00
				Links 10+	.85	.00	.00	.00	.00	.00	.00	.00	.00	.00
32	2.66	(331,13)	.00	2.66	.00	.03	.44	.00	.00	.30	.03	.00	.03	.00
				Links 10+	1.85	.00	.00	.00	.00	.00	.00	.00	.00	.00
33	3.04	(338,13)	.00	3.04	.00	.04	.61	.00	.00	.34	.11	.00	.04	.01
				Links 10+	1.87	.00	.00	.00	.00	.00	.00	.00	.00	.00
34	2.19	(275, 1)	.00	2.19	.00	.25	.49	.00	.00	.11	.27	.00	.01	.01
				Links 10+	1.04	.00	.00	.00	.00	.00	.00	.00	.00	.00
35	1.65	(274,24)	.00	1.65	.00	.19	.57	.00	.00	.23	.20	.00	.03	.01
				Links 10+	.43	.00	.00	.00	.00	.00	.00	.00	.00	.00
36	1.40	(274,24)	.00	1.40	.00	.13	.60	.00	.00	.24	.15	.00	.03	.01
				Links 10+	.25	.00	.00	.00	.00	.00	.00	.00	.00	.00
37	1.35	(7,23)	.00	1.35	.00	.22	.52	.01	.01	.14	.21	.00	.00	.00
				Links 10+	.22	.00	.00	.00	.00	.00	.00	.00	.00	.00
38	1.27	(274,24)	.00	1.28	.00	.09	.65	.00	.00	.29	.10	.00	.05	.00
				Links 10+	.10	.00	.00	.00	.00	.00	.00	.00	.00	.00

JOB: HSS FDR Air Quality Existing/35' Jets

RUN: FDR DRIVE BET E 67TH-75TH STS/35' JETS

LINK CONTRIBUTION TABLES

SECOND HIGHEST 8-HOUR AVERAGED LINK CONTRIBUTIONS
IN PARTS PER MILLION (PPM)
INCLUDING AMBIENT BACKGROUND CONCENTRATIONS.

Rcptr No.	Total Conc	Ending Day Hr	Ambient Backgnd	Total Link	Link +1	Link +2	Link +3	Link +4	Link +5	Link +6	Link +7	Link +8	Link +9	Link +10
39	1.24	(274,24)	.00	1.24	.00	.09	.65	.00	.00	.29	.09	.00	.05	.00
				Links 10+	.08	.00	.00	.00	.00	.00	.00	.00	.00	.00
40	1.26	(274,24)	.00	1.26	.00	.08	.66	.00	.00	.32	.08	.00	.05	.00
				Links 10+	.08	.00	.00	.00	.00	.00	.00	.00	.00	.00
41	1.19	(274,24)	.00	1.19	.00	.05	.65	.00	.00	.32	.08	.00	.05	.00
				Links 10+	.04	.00	.00	.00	.00	.00	.00	.00	.00	.00
42	1.20	(274,24)	.00	1.20	.00	.05	.66	.00	.00	.32	.08	.00	.05	.00
				Links 10+	.04	.00	.00	.00	.00	.00	.00	.00	.00	.00
43	1.19	(274,24)	.00	1.19	.00	.05	.68	.00	.00	.32	.06	.00	.05	.00
				Links 10+	.03	.00	.00	.00	.00	.00	.00	.00	.00	.00
44	1.17	(274,24)	.00	1.17	.00	.04	.69	.00	.00	.32	.05	.00	.05	.00
				Links 10+	.03	.00	.00	.00	.00	.00	.00	.00	.00	.00
45	1.19	(274,24)	.00	1.19	.00	.04	.70	.00	.00	.34	.04	.00	.05	.00
				Links 10+	.03	.00	.00	.00	.00	.00	.00	.00	.00	.00
46	1.16	(338,13)	.00	1.16	.00	.00	.64	.00	.00	.44	.00	.00	.07	.00
				Links 10+	.00	.00	.00	.00	.00	.00	.00	.00	.00	.00
47	1.14	(338,13)	.00	1.14	.00	.00	.63	.00	.00	.44	.00	.00	.07	.00
				Links 10+	.00	.00	.00	.00	.00	.00	.00	.00	.00	.00
48	1.14	(338,13)	.00	1.14	.00	.00	.63	.00	.00	.44	.00	.00	.07	.00
				Links 10+	.00	.00	.00	.00	.00	.00	.00	.00	.00	.00
49	1.16	(338,13)	.00	1.16	.00	.00	.63	.00	.01	.44	.00	.00	.07	.00
				Links 10+	.00	.00	.00	.00	.00	.00	.00	.00	.00	.00
50	1.17	(338,13)	.00	1.17	.00	.00	.64	.00	.01	.44	.00	.00	.07	.00
				Links 10+	.00	.00	.00	.00	.00	.00	.00	.00	.00	.00
51	1.14	(338,13)	.00	1.14	.00	.00	.63	.00	.01	.43	.00	.00	.07	.00
				Links 10+	.00	.00	.00	.00	.00	.00	.00	.00	.00	.00
52	1.14	(338,13)	.00	1.14	.00	.00	.61	.01	.03	.41	.00	.00	.07	.00
				Links 10+	.00	.00	.00	.00	.00	.00	.00	.00	.00	.00
53	1.14	(338,13)	.00	1.14	.00	.00	.61	.01	.04	.41	.00	.00	.06	.00
				Links 10+	.00	.00	.00	.00	.00	.00	.00	.00	.00	.00
54	1.16	(338,13)	.00	1.16	.00	.00	.61	.04	.06	.39	.00	.00	.06	.00
				Links 10+	.00	.00	.00	.00	.00	.00	.00	.00	.00	.00
55	1.15	(274,24)	.00	1.15	.00	.01	.70	.00	.00	.36	.03	.00	.05	.00
				Links 10+	.00	.00	.00	.00	.00	.00	.00	.00	.00	.00
56	1.13	(338,13)	.00	1.13	.00	.00	.39	.26	.20	.26	.00	.00	.03	.00
				Links 10+	.00	.00	.00	.00	.00	.00	.00	.00	.00	.00
57	1.54	(291,22)	.00	1.54	.49	.00	.00	.00	.00	.00	.03	.29	.00	.00
				Links 10+	.00	.74	.00	.00	.00	.00	.00	.00	.00	.00

JOB: HSS FDR Air Quality Existing/35' Jets

RUN: FDR DRIVE BET E 67TH-75TH STS/35' JETS

LINK CONTRIBUTION TABLES

SECOND HIGHEST 8-HOUR AVERAGED LINK CONTRIBUTIONS
IN PARTS PER MILLION (PPM)
INCLUDING AMBIENT BACKGROUND CONCENTRATIONS.

Rcptr No.	Total Conc	Ending Day Hr	Ambient Backgnd	Total Link	Link +1	Link +2	Link +3	Link +4	Link +5	Link +6	Link +7	Link +8	Link +9	Link +10
58	1.46	(338,13)	.00	1.46	.61	.04	.00	.00	.00	.00	.06	.41	.00	.00
			Links	10+	.00	.33	.00	.00	.00	.00	.00	.00	.00	.00
59	1.32	(23,20)	.00	1.32	.80	.00	.00	.00	.00	.00	.00	.47	.00	.00
			Links	10+	.00	.05	.00	.00	.00	.00	.00	.00	.00	.00
60	1.21	(338,13)	.00	1.21	.61	.01	.00	.00	.00	.00	.03	.46	.00	.00
			Links	10+	.00	.10	.00	.00	.00	.00	.00	.00	.00	.00

MAXIMUM 1-HOUR AVERAGED LINK CONTRIBUTIONS
IN PARTS PER MILLION (PPM)
INCLUDING AMBIENT BACKGROUND CONCENTRATIONS.

Rcptr No.	Total Conc	Ending Day Hr	Ambient Backgnd	Total Link	Link +1	Link +2	Link +3	Link +4	Link +5	Link +6	Link +7	Link +8	Link +9	Link +10
1	3.00	(129,23)	.00	3.00	.60	.20	.00	.00	.00	.00	.10	.50	.00	.00
			Links	10+	.00	1.60	.00	.00	.00	.00	.00	.00	.00	.00
2	2.90	(23,17)	.00	2.90	.40	.70	.00	.00	.00	.00	.10	.50	.00	.00
			Links	10+	.00	1.20	.00	.00	.00	.00	.00	.00	.00	.00
3	2.70	(23,17)	.00	2.70	.10	1.10	.00	.00	.00	.00	.30	.30	.00	.00
			Links	10+	.00	.90	.00	.00	.00	.00	.00	.00	.00	.00
4	2.50	(44,19)	.00	2.50	.00	1.60	.10	.00	.00	.10	.70	.00	.00	.00
			Links	10+	.00	.00	.00	.00	.00	.00	.00	.00	.00	.00
5	2.50	(44,19)	.00	2.50	.00	1.60	.10	.00	.00	.10	.70	.00	.00	.00
			Links	10+	.00	.00	.00	.00	.00	.00	.00	.00	.00	.00
6	2.40	(44,19)	.00	2.40	.00	1.60	.10	.00	.00	.10	.60	.00	.00	.00
			Links	10+	.00	.00	.00	.00	.00	.00	.00	.00	.00	.00
7	2.30	(44,19)	.00	2.30	.00	1.50	.10	.00	.00	.10	.60	.00	.00	.00
			Links	10+	.00	.00	.00	.00	.00	.00	.00	.00	.00	.00
8	2.40	(44,19)	.00	2.40	.00	1.60	.10	.00	.00	.10	.60	.00	.00	.00
			Links	10+	.00	.00	.00	.00	.00	.00	.00	.00	.00	.00
9	2.40	(347, 8)	.00	2.40	.00	1.40	.10	.10	.10	.10	.50	.00	.00	.00
			Links	10+	.10	.00	.00	.00	.00	.00	.00	.00	.00	.00
10	2.50	(44,19)	.00	2.50	.00	1.60	.10	.00	.10	.10	.60	.00	.00	.00
			Links	10+	.00	.00	.00	.00	.00	.00	.00	.00	.00	.00
11	2.40	(44,19)	.00	2.40	.00	1.50	.10	.00	.10	.10	.60	.00	.00	.00
			Links	10+	.00	.00	.00	.00	.00	.00	.00	.00	.00	.00
12	2.50	(44,19)	.00	2.50	.00	1.50	.10	.00	.10	.10	.60	.00	.00	.00
			Links	10+	.10	.00	.00	.00	.00	.00	.00	.00	.00	.00

JOB: HSS FDR Air Quality Existing/35' Jets

RUN: FDR DRIVE BET E 67TH-75TH STS/35' JETS

LINK CONTRIBUTION TABLES

MAXIMUM 1-HOUR AVERAGED LINK CONTRIBUTIONS
IN PARTS PER MILLION (PPM)
INCLUDING AMBIENT BACKGROUND CONCENTRATIONS.

Rcptr No.	Total Conc	Ending Day Hr	Ambient Backgnd	Total Link	Link +1	Link +2	Link +3	Link +4	Link +5	Link +6	Link +7	Link +8	Link +9	Link +10
13	2.50	(44,19)	.00	2.50	.00	1.50	.10	.00	.10	.10	.60	.00	.00	.00
				Links 10+	.10	.00	.00	.00	.00	.00	.00	.00	.00	.00
14	2.50	(44,19)	.00	2.50	.00	1.50	.10	.00	.10	.10	.60	.00	.00	.00
				Links 10+	.10	.00	.00	.00	.00	.00	.00	.00	.00	.00
15	2.50	(44,19)	.00	2.50	.00	1.50	.10	.00	.10	.20	.50	.00	.00	.00
				Links 10+	.10	.00	.00	.00	.00	.00	.00	.00	.00	.00
16	2.40	(44,19)	.00	2.40	.00	1.40	.10	.00	.10	.20	.50	.00	.00	.00
				Links 10+	.10	.00	.00	.00	.00	.00	.00	.00	.00	.00
17	2.40	(44,19)	.00	2.40	.00	1.40	.10	.00	.10	.20	.50	.00	.00	.00
				Links 10+	.10	.00	.00	.00	.00	.00	.00	.00	.00	.00
18	2.50	(44,19)	.00	2.50	.00	1.40	.20	.00	.10	.20	.50	.00	.00	.00
				Links 10+	.10	.00	.00	.00	.00	.00	.00	.00	.00	.00
19	2.60	(44,19)	.00	2.60	.00	1.40	.20	.10	.10	.20	.50	.00	.00	.00
				Links 10+	.10	.00	.00	.00	.00	.00	.00	.00	.00	.00
20	2.50	(44,19)	.00	2.50	.00	1.40	.20	.10	.10	.20	.40	.00	.00	.00
				Links 10+	.10	.00	.00	.00	.00	.00	.00	.00	.00	.00
21	2.50	(44,19)	.00	2.50	.00	1.30	.20	.10	.10	.20	.40	.00	.10	.00
				Links 10+	.10	.00	.00	.00	.00	.00	.00	.00	.00	.00
22	2.70	(44,19)	.00	2.70	.00	1.30	.20	.10	.10	.30	.40	.00	.10	.00
				Links 10+	.20	.00	.00	.00	.00	.00	.00	.00	.00	.00
23	2.70	(44,19)	.00	2.70	.00	1.30	.30	.10	.10	.30	.30	.00	.10	.00
				Links 10+	.20	.00	.00	.00	.00	.00	.00	.00	.00	.00
24	2.60	(44,19)	.00	2.60	.00	1.20	.30	.10	.10	.30	.30	.00	.10	.00
				Links 10+	.20	.00	.00	.00	.00	.00	.00	.00	.00	.00
25	2.70	(44,19)	.00	2.70	.00	1.20	.30	.10	.10	.40	.20	.00	.10	.00
				Links 10+	.30	.00	.00	.00	.00	.00	.00	.00	.00	.00
26	2.80	(44,19)	.00	2.80	.00	1.10	.40	.10	.10	.40	.20	.00	.10	.00
				Links 10+	.40	.00	.00	.00	.00	.00	.00	.00	.00	.00
27	2.80	(44,19)	.00	2.80	.00	1.00	.50	.10	.10	.40	.10	.00	.10	.00
				Links 10+	.50	.00	.00	.00	.00	.00	.00	.00	.00	.00
28	3.00	(44,19)	.00	3.00	.00	.90	.60	.10	.10	.50	.10	.00	.10	.00
				Links 10+	.60	.00	.00	.00	.00	.00	.00	.00	.00	.00
29	3.00	(44,19)	.00	3.00	.00	.70	.70	.10	.10	.50	.00	.00	.10	.00
				Links 10+	.80	.00	.00	.00	.00	.00	.00	.00	.00	.00
30	3.40	(44,19)	.00	3.40	.00	.50	.90	.10	.10	.50	.00	.00	.10	.00
				Links 10+	1.20	.00	.00	.00	.00	.00	.00	.00	.00	.00
31	3.50	(343,19)	.00	3.50	.00	.50	.50	.00	.00	.40	.10	.00	.10	.00
				Links 10+	1.90	.00	.00	.00	.00	.00	.00	.00	.00	.00

JOB: HSS FDR Air Quality Existing/35' Jets

RUN: FDR DRIVE BET E 67TH-75TH STS/35' JETS

LINK CONTRIBUTION TABLES

MAXIMUM 1-HOUR AVERAGED LINK CONTRIBUTIONS
IN PARTS PER MILLION (PPM)
INCLUDING AMBIENT BACKGROUND CONCENTRATIONS.

Rcptr No.	Total Conc	Ending Day Hr	Ambient Backgnd	Total Link	Link +1	Link +2	Link +3	Link +4	Link +5	Link +6	Link +7	Link +8	Link +9	Link +10
32	4.80	(338,11)	.00	4.80	.00	.10	.80	.00	.00	.50	.10	.00	.10	.00
				Links 10+	3.20	.00	.00	.00	.00	.00	.00	.00	.00	.00
33	4.70	(23,17)	.00	4.70	.00	.30	.70	.00	.00	.10	.50	.00	.00	.10
				Links 10+	3.00	.00	.00	.00	.00	.00	.00	.00	.00	.00
34	3.80	(261,20)	.00	3.80	.00	.60	.70	.00	.00	.00	.60	.00	.00	.10
				Links 10+	1.80	.00	.00	.00	.00	.00	.00	.00	.00	.00
35	3.20	(319, 9)	.00	3.20	.00	.80	.60	.00	.00	.00	.60	.00	.00	.10
				Links 10+	1.10	.00	.00	.00	.00	.00	.00	.00	.00	.00
36	2.90	(319, 9)	.00	2.90	.00	.60	.70	.00	.00	.10	.60	.00	.00	.10
				Links 10+	.80	.00	.00	.00	.00	.00	.00	.00	.00	.00
37	2.60	(319, 9)	.00	2.60	.00	.50	.80	.00	.00	.10	.50	.00	.00	.10
				Links 10+	.60	.00	.00	.00	.00	.00	.00	.00	.00	.00
38	2.40	(319, 9)	.00	2.40	.00	.40	.90	.00	.00	.20	.50	.00	.00	.00
				Links 10+	.40	.00	.00	.00	.00	.00	.00	.00	.00	.00
39	2.20	(264,10)	.00	2.20	.00	.40	.80	.00	.00	.20	.50	.00	.00	.00
				Links 10+	.30	.00	.00	.00	.00	.00	.00	.00	.00	.00
40	2.30	(319, 9)	.00	2.30	.00	.30	1.00	.00	.00	.30	.40	.00	.00	.00
				Links 10+	.30	.00	.00	.00	.00	.00	.00	.00	.00	.00
41	2.20	(319, 9)	.00	2.20	.00	.30	1.00	.00	.00	.30	.40	.00	.00	.00
				Links 10+	.20	.00	.00	.00	.00	.00	.00	.00	.00	.00
42	2.10	(319, 9)	.00	2.10	.00	.30	1.00	.00	.00	.30	.30	.00	.00	.00
				Links 10+	.20	.00	.00	.00	.00	.00	.00	.00	.00	.00
43	2.00	(44,19)	.00	2.00	.00	.00	1.10	.20	.30	.40	.00	.00	.00	.00
				Links 10+	.00	.00	.00	.00	.00	.00	.00	.00	.00	.00
44	2.10	(319, 9)	.00	2.10	.00	.20	1.10	.00	.00	.40	.30	.00	.00	.00
				Links 10+	.10	.00	.00	.00	.00	.00	.00	.00	.00	.00
45	2.20	(319, 9)	.00	2.20	.00	.20	1.10	.00	.00	.40	.30	.00	.10	.00
				Links 10+	.10	.00	.00	.00	.00	.00	.00	.00	.00	.00
46	2.10	(319, 9)	.00	2.10	.00	.20	1.10	.00	.00	.40	.20	.00	.10	.00
				Links 10+	.10	.00	.00	.00	.00	.00	.00	.00	.00	.00
47	2.10	(319, 9)	.00	2.10	.00	.20	1.10	.00	.00	.40	.20	.00	.10	.00
				Links 10+	.10	.00	.00	.00	.00	.00	.00	.00	.00	.00
48	2.10	(319, 9)	.00	2.10	.00	.20	1.10	.00	.00	.40	.20	.00	.10	.00
				Links 10+	.10	.00	.00	.00	.00	.00	.00	.00	.00	.00
49	2.10	(319, 9)	.00	2.10	.00	.20	1.10	.00	.00	.40	.20	.00	.10	.00
				Links 10+	.10	.00	.00	.00	.00	.00	.00	.00	.00	.00
50	2.20	(319, 9)	.00	2.20	.00	.10	1.20	.00	.00	.50	.20	.00	.10	.00
				Links 10+	.10	.00	.00	.00	.00	.00	.00	.00	.00	.00

JOB: HSS FDR Air Quality Existing/35' Jets

RUN: FDR DRIVE BET E 67TH-75TH STS/35' JETS

LINK CONTRIBUTION TABLES

MAXIMUM 1-HOUR AVERAGED LINK CONTRIBUTIONS
IN PARTS PER MILLION (PPM)
INCLUDING AMBIENT BACKGROUND CONCENTRATIONS.

Rcptr No.	Total Conc	Ending Day Hr	Ambient Backgnd	Total Link	Link +1	Link +2	Link +3	Link +4	Link +5	Link +6	Link +7	Link +8	Link +9	Link +10
51	2.20	(319, 9)	.00	2.20	.00	.10	1.20	.00	.00	.50	.20	.00	.10	.00
				Links 10+	.10	.00	.00	.00	.00	.00	.00	.00	.00	.00
52	2.20	(319, 9)	.00	2.20	.00	.10	1.20	.00	.00	.50	.20	.00	.10	.00
				Links 10+	.10	.00	.00	.00	.00	.00	.00	.00	.00	.00
53	2.00	(319, 9)	.00	2.00	.00	.10	1.20	.00	.00	.50	.10	.00	.10	.00
				Links 10+	.00	.00	.00	.00	.00	.00	.00	.00	.00	.00
54	2.00	(319, 9)	.00	2.00	.00	.10	1.20	.00	.00	.50	.10	.00	.10	.00
				Links 10+	.00	.00	.00	.00	.00	.00	.00	.00	.00	.00
55	2.00	(319, 9)	.00	2.00	.00	.10	1.20	.00	.00	.50	.10	.00	.10	.00
				Links 10+	.00	.00	.00	.00	.00	.00	.00	.00	.00	.00
56	2.00	(319, 9)	.00	2.00	.00	.10	1.20	.00	.00	.50	.10	.00	.10	.00
				Links 10+	.00	.00	.00	.00	.00	.00	.00	.00	.00	.00
57	2.90	(341, 8)	.00	2.90	.70	.10	.00	.00	.00	.00	.20	.40	.00	.00
				Links 10+	.00	1.50	.00	.00	.00	.00	.00	.00	.00	.00
58	2.80	(33,18)	.00	2.80	.80	.00	.00	.00	.00	.00	.20	.40	.00	.00
				Links 10+	.00	1.40	.00	.00	.00	.00	.00	.00	.00	.00
59	2.60	(44,19)	.00	2.60	.60	.90	.10	.00	.00	.10	.70	.00	.00	.10
				Links 10+	.00	.10	.00	.00	.00	.00	.00	.00	.00	.00
60	2.50	(44,19)	.00	2.50	.70	.70	.00	.00	.00	.10	.60	.10	.00	.10
				Links 10+	.00	.20	.00	.00	.00	.00	.00	.00	.00	.00

SECOND HIGHEST 1-HOUR AVERAGED LINK CONTRIBUTIONS
IN PARTS PER MILLION (PPM)
INCLUDING AMBIENT BACKGROUND CONCENTRATIONS.

Rcptr No.	Total Conc	Ending Day Hr	Ambient Backgnd	Total Link	Link +1	Link +2	Link +3	Link +4	Link +5	Link +6	Link +7	Link +8	Link +9	Link +10
1	3.00	(357, 8)	.00	3.00	.60	.20	.00	.00	.00	.00	.10	.50	.00	.00
				Links 10+	.00	1.60	.00	.00	.00	.00	.00	.00	.00	.00
2	2.80	(228, 8)	.00	2.80	.20	.80	.00	.00	.00	.00	.30	.30	.00	.00
				Links 10+	.00	1.20	.00	.00	.00	.00	.00	.00	.00	.00
3	2.60	(338, 7)	.00	2.60	.10	.90	.00	.00	.00	.00	.30	.40	.00	.00
				Links 10+	.00	.90	.00	.00	.00	.00	.00	.00	.00	.00
4	2.40	(23,17)	.00	2.40	.00	1.20	.00	.00	.00	.00	.50	.20	.00	.00
				Links 10+	.00	.50	.00	.00	.00	.00	.00	.00	.00	.00
5	2.40	(347, 8)	.00	2.40	.00	1.50	.10	.00	.10	.10	.60	.00	.00	.00
				Links 10+	.00	.00	.00	.00	.00	.00	.00	.00	.00	.00

JOB: HSS FDR Air Quality Existing/35' Jets

RUN: FDR DRIVE BET E 67TH-75TH STS/35' JETS

LINK CONTRIBUTION TABLES

SECOND HIGHEST 1-HOUR AVERAGED LINK CONTRIBUTIONS
IN PARTS PER MILLION (PPM)
INCLUDING AMBIENT BACKGROUND CONCENTRATIONS.

Rcptr No.	Total Conc	Ending Day Hr	Ambient Backgnd	Total Link	Link +1	Link +2	Link +3	Link +4	Link +5	Link +6	Link +7	Link +8	Link +9	Link +10
6	2.40	(261,20)	.00	2.40	.20	1.20	.00	.00	.00	.00	.30	.30	.00	.00
			Links	10+	.00	.40	.00	.00	.00	.00	.00	.00	.00	.00
7	2.20	(261,20)	.00	2.20	.10	1.20	.00	.00	.00	.00	.40	.20	.00	.00
			Links	10+	.00	.30	.00	.00	.00	.00	.00	.00	.00	.00
8	2.40	(261,20)	.00	2.40	.10	1.30	.00	.00	.00	.00	.50	.20	.00	.00
			Links	10+	.00	.30	.00	.00	.00	.00	.00	.00	.00	.00
9	2.30	(44,19)	.00	2.30	.00	1.50	.10	.00	.00	.10	.60	.00	.00	.00
			Links	10+	.00	.00	.00	.00	.00	.00	.00	.00	.00	.00
10	2.40	(347, 8)	.00	2.40	.00	1.40	.10	.10	.10	.10	.50	.00	.00	.00
			Links	10+	.10	.00	.00	.00	.00	.00	.00	.00	.00	.00
11	2.40	(347, 8)	.00	2.40	.00	1.40	.10	.10	.10	.10	.50	.00	.00	.00
			Links	10+	.10	.00	.00	.00	.00	.00	.00	.00	.00	.00
12	2.50	(347, 8)	.00	2.50	.00	1.40	.10	.10	.10	.20	.50	.00	.00	.00
			Links	10+	.10	.00	.00	.00	.00	.00	.00	.00	.00	.00
13	2.50	(347, 8)	.00	2.50	.00	1.40	.10	.10	.10	.20	.50	.00	.00	.00
			Links	10+	.10	.00	.00	.00	.00	.00	.00	.00	.00	.00
14	2.50	(347, 8)	.00	2.50	.00	1.40	.20	.10	.10	.20	.40	.00	.00	.00
			Links	10+	.10	.00	.00	.00	.00	.00	.00	.00	.00	.00
15	2.40	(347, 8)	.00	2.40	.00	1.30	.20	.10	.10	.20	.40	.00	.00	.00
			Links	10+	.10	.00	.00	.00	.00	.00	.00	.00	.00	.00
16	2.40	(347, 8)	.00	2.40	.00	1.30	.20	.10	.10	.20	.40	.00	.00	.00
			Links	10+	.10	.00	.00	.00	.00	.00	.00	.00	.00	.00
17	2.40	(44,20)	.00	2.40	.00	1.30	.20	.10	.10	.20	.40	.00	.00	.00
			Links	10+	.10	.00	.00	.00	.00	.00	.00	.00	.00	.00
18	2.40	(44,20)	.00	2.40	.00	1.30	.20	.10	.10	.20	.40	.00	.00	.00
			Links	10+	.10	.00	.00	.00	.00	.00	.00	.00	.00	.00
19	2.40	(44,20)	.00	2.40	.00	1.30	.20	.10	.10	.20	.40	.00	.00	.00
			Links	10+	.10	.00	.00	.00	.00	.00	.00	.00	.00	.00
20	2.40	(319, 9)	.00	2.40	.10	1.50	.00	.00	.00	.00	.60	.10	.00	.00
			Links	10+	.00	.10	.00	.00	.00	.00	.00	.00	.00	.00
21	2.50	(347, 8)	.00	2.50	.00	1.20	.30	.10	.10	.30	.30	.00	.00	.00
			Links	10+	.20	.00	.00	.00	.00	.00	.00	.00	.00	.00
22	2.50	(347, 8)	.00	2.50	.00	1.20	.30	.10	.10	.30	.30	.00	.00	.00
			Links	10+	.20	.00	.00	.00	.00	.00	.00	.00	.00	.00
23	2.60	(44,20)	.00	2.60	.00	1.20	.30	.10	.10	.30	.30	.00	.10	.00
			Links	10+	.20	.00	.00	.00	.00	.00	.00	.00	.00	.00
24	2.60	(347, 8)	.00	2.60	.00	1.10	.40	.10	.10	.30	.20	.00	.10	.00
			Links	10+	.30	.00	.00	.00	.00	.00	.00	.00	.00	.00

JOB: HSS FDR Air Quality Existing/35' Jets

RUN: FDR DRIVE BET E 67TH-75TH STS/35' JETS

LINK CONTRIBUTION TABLES

SECOND HIGHEST 1-HOUR AVERAGED LINK CONTRIBUTIONS
IN PARTS PER MILLION (PPM)
INCLUDING AMBIENT BACKGROUND CONCENTRATIONS.

Rcptr No.	Total Conc	Ending Day Hr	Ambient Backgnd	Total Link	Link +1	Link +2	Link +3	Link +4	Link +5	Link +6	Link +7	Link +8	Link +9	Link +10
25	2.50	(44,20)	.00	2.50	.00	1.10	.30	.10	.10	.30	.20	.00	.10	.00
				Links 10+	.30	.00	.00	.00	.00	.00	.00	.00	.00	.00
26	2.60	(44,20)	.00	2.60	.00	1.00	.40	.10	.10	.40	.10	.00	.10	.00
				Links 10+	.40	.00	.00	.00	.00	.00	.00	.00	.00	.00
27	2.60	(44,20)	.00	2.60	.00	.90	.50	.10	.10	.40	.10	.00	.10	.00
				Links 10+	.40	.00	.00	.00	.00	.00	.00	.00	.00	.00
28	2.70	(44,20)	.00	2.70	.00	.80	.60	.10	.10	.40	.00	.00	.10	.00
				Links 10+	.60	.00	.00	.00	.00	.00	.00	.00	.00	.00
29	2.80	(44,20)	.00	2.80	.00	.60	.70	.10	.10	.40	.00	.00	.10	.00
				Links 10+	.80	.00	.00	.00	.00	.00	.00	.00	.00	.00
30	3.00	(90,18)	.00	3.00	.00	.50	.70	.00	.10	.50	.00	.00	.10	.00
				Links 10+	1.10	.00	.00	.00	.00	.00	.00	.00	.00	.00
31	3.40	(44,19)	.00	3.40	.00	.10	1.10	.10	.10	.50	.00	.00	.10	.00
				Links 10+	1.40	.00	.00	.00	.00	.00	.00	.00	.00	.00
32	4.60	(33,18)	.00	4.60	.00	.00	.80	.00	.00	.50	.00	.00	.10	.00
				Links 10+	3.20	.00	.00	.00	.00	.00	.00	.00	.00	.00
33	4.60	(228, 8)	.00	4.60	.00	.10	.70	.00	.00	.30	.30	.00	.00	.00
				Links 10+	3.20	.00	.00	.00	.00	.00	.00	.00	.00	.00
34	3.50	(293,21)	.00	3.50	.00	.60	.60	.00	.00	.00	.60	.00	.00	.10
				Links 10+	1.60	.00	.00	.00	.00	.00	.00	.00	.00	.00
35	3.00	(261,20)	.00	3.00	.00	.40	.80	.00	.00	.10	.50	.00	.00	.10
				Links 10+	1.10	.00	.00	.00	.00	.00	.00	.00	.00	.00
36	2.70	(264,10)	.00	2.70	.00	.60	.60	.00	.00	.10	.60	.00	.00	.10
				Links 10+	.70	.00	.00	.00	.00	.00	.00	.00	.00	.00
37	2.30	(264,10)	.00	2.30	.00	.50	.70	.00	.00	.10	.50	.00	.00	.00
				Links 10+	.50	.00	.00	.00	.00	.00	.00	.00	.00	.00
38	2.10	(264,10)	.00	2.10	.00	.40	.70	.00	.00	.10	.50	.00	.00	.00
				Links 10+	.40	.00	.00	.00	.00	.00	.00	.00	.00	.00
39	2.20	(319, 9)	.00	2.20	.00	.40	.90	.00	.00	.20	.40	.00	.00	.00
				Links 10+	.30	.00	.00	.00	.00	.00	.00	.00	.00	.00
40	2.00	(44,19)	.00	2.00	.00	.00	1.20	.10	.20	.40	.00	.00	.10	.00
				Links 10+	.00	.00	.00	.00	.00	.00	.00	.00	.00	.00
41	2.00	(44,19)	.00	2.00	.00	.00	1.20	.20	.20	.40	.00	.00	.00	.00
				Links 10+	.00	.00	.00	.00	.00	.00	.00	.00	.00	.00
42	1.90	(44,19)	.00	1.90	.00	.00	1.10	.20	.20	.40	.00	.00	.00	.00
				Links 10+	.00	.00	.00	.00	.00	.00	.00	.00	.00	.00
43	2.00	(319, 9)	.00	2.00	.00	.20	1.00	.00	.00	.30	.30	.00	.00	.00
				Links 10+	.20	.00	.00	.00	.00	.00	.00	.00	.00	.00

JOB: HSS FDR Air Quality Existing/35' Jets

RUN: FDR DRIVE BET E 67TH-75TH STS/35' JETS

LINK CONTRIBUTION TABLES

SECOND HIGHEST 1-HOUR AVERAGED LINK CONTRIBUTIONS
IN PARTS PER MILLION (PPM)
INCLUDING AMBIENT BACKGROUND CONCENTRATIONS.

Rcptr No.	Total Conc	Ending Day Hr	Ambient Backgnd	Total Link	Link +1	Link +2	Link +3	Link +4	Link +5	Link +6	Link +7	Link +8	Link +9	Link +10
44	1.90	(44,19)	.00	1.90	.00	.00	1.10	.20	.30	.30	.00	.00	.00	.00
				Links 10+	.00	.00	.00	.00	.00	.00	.00	.00	.00	.00
45	1.90	(44,19)	.00	1.90	.00	.00	1.10	.20	.30	.30	.00	.00	.00	.00
				Links 10+	.00	.00	.00	.00	.00	.00	.00	.00	.00	.00
46	2.00	(44,19)	.00	2.00	.00	.00	1.10	.30	.30	.30	.00	.00	.00	.00
				Links 10+	.00	.00	.00	.00	.00	.00	.00	.00	.00	.00
47	2.00	(44,19)	.00	2.00	.00	.00	1.00	.30	.40	.30	.00	.00	.00	.00
				Links 10+	.00	.00	.00	.00	.00	.00	.00	.00	.00	.00
48	1.90	(44,19)	.00	1.90	.00	.00	1.00	.30	.40	.20	.00	.00	.00	.00
				Links 10+	.00	.00	.00	.00	.00	.00	.00	.00	.00	.00
49	1.90	(44,19)	.00	1.90	.00	.00	.90	.40	.40	.20	.00	.00	.00	.00
				Links 10+	.00	.00	.00	.00	.00	.00	.00	.00	.00	.00
50	2.00	(44,19)	.00	2.00	.00	.00	.90	.40	.50	.20	.00	.00	.00	.00
				Links 10+	.00	.00	.00	.00	.00	.00	.00	.00	.00	.00
51	1.90	(264,10)	.00	1.90	.00	.10	1.00	.00	.00	.40	.20	.00	.10	.00
				Links 10+	.10	.00	.00	.00	.00	.00	.00	.00	.00	.00
52	1.90	(264,10)	.00	1.90	.00	.10	1.00	.00	.00	.40	.20	.00	.10	.00
				Links 10+	.10	.00	.00	.00	.00	.00	.00	.00	.00	.00
53	1.90	(264,10)	.00	1.90	.00	.10	1.00	.00	.00	.50	.20	.00	.10	.00
				Links 10+	.00	.00	.00	.00	.00	.00	.00	.00	.00	.00
54	1.90	(264,10)	.00	1.90	.00	.10	1.00	.00	.00	.50	.20	.00	.10	.00
				Links 10+	.00	.00	.00	.00	.00	.00	.00	.00	.00	.00
55	1.80	(264,10)	.00	1.80	.00	.10	1.00	.00	.00	.50	.10	.00	.10	.00
				Links 10+	.00	.00	.00	.00	.00	.00	.00	.00	.00	.00
56	1.80	(264,10)	.00	1.80	.00	.10	1.00	.00	.00	.50	.10	.00	.10	.00
				Links 10+	.00	.00	.00	.00	.00	.00	.00	.00	.00	.00
57	2.80	(177, 7)	.00	2.80	.70	.00	.00	.00	.00	.00	.20	.40	.00	.00
				Links 10+	.00	1.50	.00	.00	.00	.00	.00	.00	.00	.00
58	2.70	(338,11)	.00	2.70	.80	.10	.00	.00	.00	.00	.20	.50	.00	.00
				Links 10+	.00	1.10	.00	.00	.00	.00	.00	.00	.00	.00
59	2.40	(343,19)	.00	2.40	.80	.00	.00	.00	.00	.00	.20	.40	.00	.00
				Links 10+	.00	1.00	.00	.00	.00	.00	.00	.00	.00	.00
60	2.30	(347, 8)	.00	2.30	.60	.80	.10	.00	.00	.10	.60	.00	.00	.00
				Links 10+	.00	.10	.00	.00	.00	.00	.00	.00	.00	.00

JOB: HSS FDR Air Quality Existing/35' Jets

RUN: FDR DRIVE BET E 67TH-75TH STS/35' JETS

CALM DURATION FREQUENCY

Hours of Consecutive Calm Winds	Frequency of Occurrence	(Julian day/hour ending) of Significant Occurrences
1	74	(5, 5)(8, 2)(14,10)(22,15)(23,13)(23,20)(24, 6)(24, 9)(25, 3)(26,13) (29,11)(33, 2)(39,22)(40,15)(61, 8)(62,14)(72,16)(72,18)(72,24)(74,17) (75, 3)(76,14)(87,22)(90,12)(92, 4)(92,10)(95, 3)(99,10)(99,22)(100, 5) (106,12)(110,21)(111,21)(113, 4)(119,11)(119,14)(120, 4)(121,14)(122,10)(125,16) (129, 7)(130, 1)(132, 7)(162, 1)(163, 1)(166, 1)(176, 1)(188, 7)(190, 1)(212, 1) (217, 1)(217, 7)(223, 1)(225, 7)(228, 1)(228, 7)(235, 1)(238, 7)(246, 1)(252, 7) (286, 1)(292, 1)(312, 7)(314, 1)(338,13)(339, 7)(339,13)(341, 7)(344, 1)(344,13) (348, 7)(354, 1)(357, 7)(358, 7)
2	9	(14, 8)(25, 1)(61,23)(74,24)(98,24)(99, 8)(105, 2)(115,24)(123, 6)
4	3	(14,16)(31, 8)(55,18)
5	2	(67, 6)(105, 9)
10	1	(304,17)

Program terminated normally

JOB: HSS FDR Air Quality Existing/35' Jets RUN: FDR DRIVE BET E 67TH-75TH STS/35' JETS

General Information

Run start date: 1/ 1/ 2 Julian: 1
end date: 12/31/ 2 Julian: 365

A Tier 2 approach was used for input data preparation.

The MODE flag has been set to C for calculating CO averages.

Ambient background concentrations are included in the averages below.

Site & Meteorological Constants

VS = .0 CM/S VD = .0 CM/S Z0 = 175. CM ATIM = 60.

Met. Sfc. Sta. Id & Yr = 72503 2002
Upper Air Sta. Id & Yr = 94703 2002

CAUTION: The input years for the Run and Meteorological data differ. The respective values are: 2 and 2002.

Urban mixing heights were processed.

In 2002, Julian day 1 is a Tuesday.

The patterns from the input file have been assigned as follows:

Pattern # 1 is assigned to Monday.
Pattern # 1 is assigned to Tuesday.
Pattern # 1 is assigned to Wednesday.
Pattern # 1 is assigned to Thursday.
Pattern # 1 is assigned to Friday.
Pattern # 1 is assigned to Saturday.
Pattern # 1 is assigned to Sunday.

Link Data Constants - (Variable data in *.LNK file)

LINK DESCRIPTION	LINK COORDINATES (FT) X1	Y1	X2	Y2	LENGTH (FT)	BRG (DEG)	TYPE	H (FT)	W (FT)	NLANES
1. FDR N/B 67th-68th St*	-132.0	-225.0	15.0	-10.0	260.	34.	AG	.0	36.0	
2. FDR N/B 68th-71st St*	15.0	-10.0	438.0	608.0	749.	34.	AG	.0	36.0	
3. FDR N/B 71st-73rd St*	438.0	608.0	773.0	1098.0	594.	34.	AG	.0	36.0	
4. FDR N/B 73rd-75th St*	773.0	1098.0	1056.0	1625.0	598.	28.	AG	.0	36.0	
5. FDR S/B 75th-73rd St*	743.0	1118.0	1026.0	1645.0	598.	28.	AG	.0	36.0	
6. FDR S/B 73rd-71st St*	408.0	628.0	743.0	1118.0	594.	34.	AG	.0	36.0	

JOB: HSS FDR Air Quality Existing/35' Jets RUN: FDR DRIVE BET E 67TH-75TH STS/35' JETS

Link Data Constants - (Variable data in *.LNK file)

	LINK DESCRIPTION	LINK COORDINATES (FT) X1	Y1	X2	Y2	LENGTH (FT)	BRG (DEG)	TYPE	H (FT)	W (FT)	NLANES
7.	FDR S/B 71st-68th St	-15.0	10.0	408.0	628.0	749.	34.	AG	.0	36.0	
8.	FDR S/B 68th-67th St	-162.0	-205.0	-15.0	10.0	260.	34.	AG	.0	36.0	
9.	FDR Service Rd 73-71	385.0	644.0	720.0	1134.0	594.	34.	AG	.0	32.0	
10.	FDR Service Rd 68-71	-38.0	26.0	385.0	644.0	749.	34.	AG	.0	32.0	
11.	FDR N/B 35' Jet 71St	438.0	608.0	458.0	637.0	35.	35.	AG	.0	32.0	
12.	FDR S/B 35' Jet 68St	-15.0	10.0	-35.0	-19.0	35.	215.	AG	.0	32.0	

Receptor Data

	RECEPTOR	COORDINATES (FT) X	Y	Z
1.	RECEPTOR 1	34.0	-23.0	6.0
2.	RECEPTOR 2	48.0	-4.0	6.0
3.	RECEPTOR 3	62.0	17.0	6.0
4.	RECEPTOR 4	75.0	37.0	6.0
5.	RECEPTOR 5	89.0	57.0	6.0
6.	RECEPTOR 6	103.0	77.0	6.0
7.	RECEPTOR 7	117.0	97.0	6.0
8.	RECEPTOR 8	130.0	117.0	6.0
9.	RECEPTOR 9	144.0	137.0	6.0
10.	RECEPTOR 10	158.0	158.0	6.0
11.	RECEPTOR 11	172.0	178.0	6.0
12.	RECEPTOR 12	186.0	198.0	6.0
13.	RECEPTOR 13	199.0	218.0	6.0
14.	RECEPTOR 14	213.0	238.0	6.0
15.	RECEPTOR 15	227.0	258.0	6.0
16.	RECEPTOR 16	241.0	278.0	6.0
17.	RECEPTOR 17	255.0	299.0	6.0
18.	RECEPTOR 18	268.0	319.0	6.0
19.	RECEPTOR 19	282.0	339.0	6.0
20.	RECEPTOR 20	296.0	359.0	6.0
21.	RECEPTOR 21	310.0	379.0	6.0
22.	RECEPTOR 22	323.0	399.0	6.0
23.	RECEPTOR 23	337.0	419.0	6.0
24.	RECEPTOR 24	351.0	440.0	6.0
25.	RECEPTOR 25	365.0	460.0	6.0
26.	RECEPTOR 26	379.0	480.0	6.0
27.	RECEPTOR 27	392.0	500.0	6.0
28.	RECEPTOR 28	406.0	520.0	6.0

JOB: HSS FDR Air Quality Existing/35' Jets

RUN: FDR DRIVE BET E 67TH-75TH STS/35' JETS

Receptor Data

RECEPTOR	COORDINATES (FT) X	Y	Z
29. RECEPTOR 29	420.0	540.0	6.0
30. RECEPTOR 30	434.0	561.0	6.0
31. RECEPTOR 31	447.0	581.0	6.0
32. RECEPTOR 32	461.0	601.0	6.0
33. RECEPTOR 33	475.0	621.0	6.0
34. RECEPTOR 34	489.0	641.0	6.0
35. RECEPTOR 35	503.0	661.0	6.0
36. RECEPTOR 36	516.0	681.0	6.0
37. RECEPTOR 37	530.0	702.0	6.0
38. RECEPTOR 38	544.0	722.0	6.0
39. RECEPTOR 39	558.0	742.0	6.0
40. RECEPTOR 40	571.0	762.0	6.0
41. RECEPTOR 41	585.0	782.0	6.0
42. RECEPTOR 42	599.0	802.0	6.0
43. RECEPTOR 43	613.0	822.0	6.0
44. RECEPTOR 44	627.0	843.0	6.0
45. RECEPTOR 45	640.0	863.0	6.0
46. RECEPTOR 46	654.0	883.0	6.0
47. RECEPTOR 47	668.0	903.0	6.0
48. RECEPTOR 48	682.0	923.0	6.0
49. RECEPTOR 49	696.0	943.0	6.0
50. RECEPTOR 50	709.0	964.0	6.0
51. RECEPTOR 51	723.0	984.0	6.0
52. RECEPTOR 52	737.0	1004.0	6.0
53. RECEPTOR 53	751.0	1024.0	6.0
54. RECEPTOR 54	764.0	1044.0	6.0
55. RECEPTOR 55	778.0	1064.0	6.0
56. RECEPTOR 56	792.0	1084.0	6.0
57. RECEPTOR 57	20.0	-44.0	6.0
58. RECEPTOR 58	6.0	-64.0	6.0
59. RECEPTOR 59	-7.0	-84.0	6.0
60. RECEPTOR 60	-21.0	-104.0	6.0

JOB: HSS FDR Air Quality Existing/35' Jets

RUN: FDR DRIVE BET E 67TH-75TH STS/35' JETS

Model Results

Remarks : In search of the wind direction corresponding to the maximum concentration, only the first direction, of the directions with the same maximum concentrations, is indicated as the maximum.

* MAXIMUM HOURLY CONCENTRATIONS WITH ANY AMBIENT BACKGROUND CONCENTRATIONS (BKG) ADDED
* (PPM)

	REC1	REC2	REC3	REC4	REC5	REC6	REC7	REC8	REC9	REC10
MAX+BKG	2.8	2.7	2.9	2.7	2.8	2.7	2.5	2.5	2.5	2.5
- BKG	.0	.0	.0	.0	.0	.0	.0	.0	.0	.0
MAX	2.8	2.7	2.9	2.7	2.8	2.7	2.5	2.5	2.5	2.5
WIND DIR	295	258	258	237	237	237	237	237	237	237
JULIAN	108	24	24	21	21	21	21	21	21	21
HOUR	7	17	17	8	8	8	8	8	8	8

	REC11	REC12	REC13	REC14	REC15	REC16	REC17	REC18	REC19	REC20
MAX+BKG	2.5	2.4	2.4	2.4	2.4	2.5	2.6	2.4	2.4	2.4
- BKG	.0	.0	.0	.0	.0	.0	.0	.0	.0	.0
MAX	2.5	2.4	2.4	2.4	2.4	2.5	2.6	2.4	2.4	2.4
WIND DIR	237	237	237	237	237	237	237	237	237	237
JULIAN	21	21	21	21	21	21	21	21	21	21
HOUR	8	8	8	8	8	8	8	8	8	8

	REC21	REC22	REC23	REC24	REC25	REC26	REC27	REC28	REC29	REC30
MAX+BKG	2.4	2.4	2.4	2.4	2.4	2.4	2.5	2.6	2.7	3.2
- BKG	.0	.0	.0	.0	.0	.0	.0	.0	.0	.0
MAX	2.4	2.4	2.4	2.4	2.4	2.4	2.5	2.6	2.7	3.2
WIND DIR	237	237	237	237	237	237	21	21	21	3
JULIAN	21	21	21	21	21	21	307	307	307	304
HOUR	8	8	8	8	8	8	21	21	21	18

	REC31	REC32	REC33	REC34	REC35	REC36	REC37	REC38	REC39	REC40
MAX+BKG	4.1	4.7	4.8	4.3	3.4	3.0	2.7	2.4	2.3	2.3
- BKG	.0	.0	.0	.0	.0	.0	.0	.0	.0	.0
MAX	4.1	4.7	4.8	4.3	3.4	3.0	2.7	2.4	2.3	2.3
WIND DIR	352	328	258	237	237	237	226	237	226	224
JULIAN	252	344	24	21	21	21	225	21	225	208
HOUR	8	17	17	8	8	8	7	8	7	20

JOB: HSS FDR Air Quality Existing/35' Jets

RUN: FDR DRIVE BET E 67TH-75TH STS/35' JETS

* MAXIMUM HOURLY CONCENTRATIONS WITH ANY AMBIENT BACKGROUND CONCENTRATIONS (BKG) ADDED

(PPM)

*	REC41	REC42	REC43	REC44	REC45	REC46	REC47	REC48	REC49	REC50
MAX+BKG *	2.2	2.1	2.1	2.2	2.2	2.1	2.1	2.1	2.0	2.1
- BKG *	.0	.0	.0	.0	.0	.0	.0	.0	.0	.0
MAX *	2.2	2.1	2.1	2.2	2.2	2.1	2.1	2.1	2.0	2.1
WIND DIR*	226	237	226	237	237	237	237	226	237	224
JULIAN *	225	21	225	21	21	21	21	225	21	208
HOUR *	7	8	7	8	8	8	8	7	8	20

*	REC51	REC52	REC53	REC54	REC55	REC56	REC57	REC58	REC59	REC60
MAX+BKG *	2.1	2.1	2.0	2.1	1.9	1.9	2.9	2.8	2.8	2.7
- BKG *	.0	.0	.0	.0	.0	.0	.0	.0	.0	.0
MAX *	2.1	2.1	2.0	2.1	1.9	1.9	2.9	2.8	2.8	2.7
WIND DIR*	224	226	237	3	237	237	306	328	352	3
JULIAN *	208	225	21	304	21	21	286	344	252	304
HOUR *	20	7	8	18	8	8	19	17	8	18

THE HIGHEST CONCENTRATION OF 4.80 PPM OCCURRED AT RECEPTOR REC33.

==========
Output Section
==========

NOTES PERTAINING TO THE REPORT

1. THE HIGHEST AVERAGE IN EACH OF THE FIRST TWO COLUMNS OF EACH TABLE BELOW ARE SUFFIXED BY AN ASTERISK (*). FOR PM OUTPUT, THERE IS ONLY ONE COLUMN AND ASTERISK FOR THE ANNUAL AVERAGE/PERIOD OF CONCERN TABLE.

2. THE NUMBERS IN PARENTHESES ARE THE JULIAN DAY AND ENDING HOUR FOR THE PRECEDING AVERAGE.

3. THE NUMBER OF CALM HOURS USED IN PRODUCING EACH AVERAGE ARE PREFIXED BY A C.

PRIMARY AVERAGES.

MAXIMUM 8-HOUR RUNNING NONOVERLAPPING AVERAGE CONCENTRATIONS
IN PARTS PER MILLION (PPM),
INCLUDING AMBIENT BACKGROUND CONCENTRATIONS.

Receptor Number	Highest Conc	Highest Ending Day Hr	Highest Calm	Second highest Conc	Second highest Ending Day Hr	Second highest Calm
1	1.65	(238,17)	C 2	1.56	(11,13)	C 0
2	1.35	(238,17)	C 2	1.25	(304,19)	C 2
3	1.25	(304,19)	C 2	1.13	(192,19)	C 1
4	1.27	(304,21)	C 2	1.22	(352,24)	C 2
5	1.27	(304,21)	C 2	1.18	(352,24)	C 2
6	1.23	(352,24)	C 2	1.23	(304,19)	C 2
7	1.23	(304,21)	C 2	1.20	(352,24)	C 2
8	1.27	(304,21)	C 2	1.20	(352,24)	C 2
9	1.25	(304,21)	C 2	1.22	(352,24)	C 2
10	1.23	(304,19)	C 2	1.20	(352,24)	C 2
11	1.27	(352,24)	C 2	1.22	(304,19)	C 2
12	1.23	(304,21)	C 2	1.23	(352,24)	C 2
13	1.25	(304,21)	C 2	1.22	(352,24)	C 2
14	1.25	(352,24)	C 2	1.25	(304,21)	C 2
15	1.27	(304,21)	C 2	1.23	(352,24)	C 2
16	1.27	(304,21)	C 2	1.22	(352,24)	C 2
17	1.25	(304,21)	C 2	1.18	(352,24)	C 2
18	1.27	(304,21)	C 2	1.20	(352,24)	C 2
19	1.25	(304,21)	C 2	1.15	(352,24)	C 2
20	1.27	(304,21)	C 2	1.15	(352,24)	C 2
21	1.25	(304,19)	C 2	1.15	(352,24)	C 2
22	1.27	(304,21)	C 2	1.18	(352,24)	C 2
23	1.23	(304,21)	C 2	1.17	(352,24)	C 2
24	1.27	(304,21)	C 2	1.20	(267,22)	C 0

JOB: HSS FDR Air Quality Existing/35' Jets RUN: FDR DRIVE BET E 67TH-75TH STS/35' JETS

MAXIMUM 8-HOUR RUNNING NONOVERLAPPING AVERAGE CONCENTRATIONS
IN PARTS PER MILLION (PPM),
INCLUDING AMBIENT BACKGROUND CONCENTRATIONS.

Receptor Number	Highest Conc	Highest Ending Day Hr	Highest Calm	Second highest Conc	Second highest Ending Day Hr	Second highest Calm
25	1.28	(304,21)	C 2	1.20	(267,22)	C 0
26	1.27	(304,21)	C 2	1.20	(267,22)	C 0
27	1.33	(304,21)	C 2	1.24	(243, 1)	C 1
28	1.35	(304,21)	C 2	1.31	(267,23)	C 0
29	1.45	(304,21)	C 2	1.40	(267,22)	C 0
30	1.60	(304,19)	C 2	1.60	(267,23)	C 0
31	2.15	(304,19)	C 2	2.00	(252,13)	C 2
32	2.53*	(297,15)	C 1	2.46*	(114,13)	C 1
33	2.32	(238,17)	C 2	2.16	(11,13)	C 0
34	1.78	(352,24)	C 2	1.71	(38,22)	C 1
35	1.57	(352,24)	C 2	1.50	(27,13)	C 0
36	1.40	(352,24)	C 2	1.31	(27,14)	C 0
37	1.33	(352,24)	C 2	1.24	(27,13)	C 0
38	1.22	(352,24)	C 2	1.13	(27,13)	C 0
39	1.13	(352,24)	C 2	1.08	(304,21)	C 2
40	1.12	(352,24)	C 2	1.07	(304,21)	C 2
41	1.13	(352,24)	C 2	1.03	(304,21)	C 2
42	1.13	(352,24)	C 2	1.03	(304,21)	C 2
43	1.10	(352,24)	C 2	1.05	(304,21)	C 2
44	1.08	(304,21)	C 2	1.05	(352,24)	C 2
45	1.08	(304,21)	C 2	1.05	(352,24)	C 2
46	1.08	(352,24)	C 2	1.03	(304,21)	C 2
47	1.05	(352,24)	C 2	1.03	(304,21)	C 2
48	1.05	(304,21)	C 2	1.03	(352,24)	C 2
49	1.03	(352,24)	C 2	1.02	(304,21)	C 2
50	1.08	(352,24)	C 2	1.05	(304,21)	C 2
51	1.08	(352,24)	C 2	1.03	(304,21)	C 2
52	1.07	(352,24)	C 2	1.03	(304,21)	C 2
53	1.07	(352,24)	C 2	1.00	(304,21)	C 2
54	1.10	(352,24)	C 2	1.08	(304,21)	C 2
55	1.07	(352,24)	C 2	1.02	(304,21)	C 2
56	1.05	(352,24)	C 2	1.02	(304,21)	C 2
57	1.56	(11,13)	C 0	1.53	(114,13)	C 1
58	1.57	(304,19)	C 2	1.49	(297,15)	C 1
59	1.47	(304,19)	C 2	1.35	(252,13)	C 2
60	1.33	(304,19)	C 2	1.23	(252,13)	C 2

FIVE HIGHEST 1-HOUR END-TO-END AVERAGE CONCENTRATIONS IN PARTS PER MILLION
INCLUDING AMBIENT BACKGROUND CONCENTRATIONS.

Rcptr No.	Highest Conc	Highest Ending Day Hr	Highest Calm	Second Highest Conc	Second Highest Ending Day Hr	Second Highest Calm	Third Highest Conc	Third Highest Ending Day Hr	Third Highest Calm	Fourth Highest Conc	Fourth Highest Ending Day Hr	Fourth Highest Calm	Fifth Highest Conc	Fifth Highest Ending Day Hr	Fifth Highest Calm
1	2.80	(108, 7)	C 0	2.70	(11, 8)	C 0	2.70	(192,16)	C 0	2.60	(11, 7)	C 0	2.50	(11, 9)	C 0

JOB: HSS FDR Air Quality Existing/35' Jets

RUN: FDR DRIVE BET E 67TH-75TH STS/35' JETS

FIVE HIGHEST 1-HOUR END-TO-END AVERAGE CONCENTRATIONS IN PARTS PER MILLION
INCLUDING AMBIENT BACKGROUND CONCENTRATIONS.

Rcptr	Highest Ending			Second Highest Ending			Third Highest Ending			Fourth Highest Ending			Fifth Highest Ending		
No.	Conc	Day Hr	Calm	Conc	Day Hr	Calm	Conc	Day Hr	Calm	Conc	Day Hr	Calm	Conc	Day Hr	Calm
2	2.70	(24,17)	C 0	2.30	(192,16)	C 0	2.20	(297,21)	C 0	2.20	(304,18)	C 0	2.10	(163,19)	C 0
3	2.90	(24,17)	C 0	2.50	(21, 8)	C 0	2.30	(24, 8)	C 0	2.30	(192,16)	C 0	2.30	(308,15)	C 0
4	2.70	(21, 8)	C 0	2.50	(24,17)	C 0	2.40	(308,15)	C 0	2.30	(192,16)	C 0	2.20	(47,10)	C 0
5	2.80	(21, 8)	C 0	2.30	(47,10)	C 0	2.30	(192,16)	C 0	2.20	(24,17)	C 0	2.20	(251,22)	C 0
6	2.70	(21, 8)	C 0	2.30	(192,16)	C 0	2.30	(307,21)	C 0	2.20	(251,22)	C 0	2.20	(47,10)	C 0
7	2.50	(21, 8)	C 0	2.20	(192,16)	C 0	2.20	(304,18)	C 0	2.20	(307,21)	C 0	2.10	(47,10)	C 0
8	2.50	(21, 8)	C 0	2.30	(192,16)	C 0	2.20	(225, 7)	C 0	2.20	(304,18)	C 0	2.10	(47,10)	C 0
9	2.50	(21, 8)	C 0	2.30	(192,16)	C 0	2.20	(304,18)	C 0	2.10	(47,10)	C 0	2.10	(225, 7)	C 0
10	2.50	(21, 8)	C 0	2.30	(192,16)	C 0	2.20	(225, 7)	C 0	2.20	(304,18)	C 0	2.10	(47,10)	C 0
11	2.50	(21, 8)	C 0	2.30	(192,16)	C 0	2.20	(304,18)	C 0	2.10	(47,10)	C 0	2.10	(208,20)	C 0
12	2.40	(21, 8)	C 0	2.20	(192,16)	C 0	2.20	(304,18)	C 0	2.10	(208,20)	C 0	2.10	(225, 7)	C 0
13	2.40	(21, 8)	C 0	2.30	(192,16)	C 0	2.20	(225, 7)	C 0	2.20	(304,18)	C 0	2.10	(47,10)	C 0
14	2.40	(21, 8)	C 0	2.20	(192,16)	C 0	2.20	(304,18)	C 0	2.10	(297,19)	C 0	2.10	(225, 7)	C 0
15	2.40	(21, 8)	C 0	2.20	(192,16)	C 0	2.20	(304,18)	C 0	2.10	(297,19)	C 0	2.10	(225, 7)	C 0
16	2.50	(21, 8)	C 0	2.20	(192,16)	C 0	2.20	(304,18)	C 0	2.10	(297,19)	C 0	2.10	(225, 7)	C 0
17	2.60	(21, 8)	C 0	2.20	(116,21)	C 0	2.20	(208,20)	C 0	2.20	(225, 7)	C 0	2.20	(304,18)	C 0
18	2.40	(21, 8)	C 0	2.30	(225, 7)	C 0	2.20	(116,21)	C 0	2.20	(47,10)	C 0	2.20	(208,20)	C 0
19	2.40	(21, 8)	C 0	2.30	(225, 7)	C 0	2.20	(192,16)	C 0	2.20	(208,20)	C 0	2.20	(304,18)	C 0
20	2.40	(21, 8)	C 0	2.30	(192,16)	C 0	2.30	(225, 7)	C 0	2.20	(208,20)	C 0	2.20	(304,18)	C 0
21	2.40	(21, 8)	C 0	2.30	(192,16)	C 0	2.30	(225, 7)	C 0	2.20	(208,20)	C 0	2.20	(304,18)	C 0
22	2.40	(21, 8)	C 0	2.30	(192,16)	C 0	2.30	(208,20)	C 0	2.20	(304,18)	C 0	2.20	(225, 7)	C 0
23	2.40	(21, 8)	C 0	2.30	(192,16)	C 0	2.30	(208,20)	C 0	2.30	(225, 7)	C 0	2.20	(307,21)	C 0
24	2.40	(21, 8)	C 0	2.40	(208,20)	C 0	2.30	(307,21)	C 0	2.30	(192,16)	C 0	2.30	(225, 7)	C 0
25	2.40	(21, 8)	C 0	2.20	(307,21)	C 0	2.20	(192,16)	C 0	2.20	(208,20)	C 0	2.20	(225, 7)	C 0
26	2.40	(21, 8)	C 0	2.30	(307,21)	C 0	2.30	(304,18)	C 0	2.20	(192,16)	C 0	2.20	(208,20)	C 0
27	2.50	(307,21)	C 0	2.40	(192,16)	C 0	2.40	(21, 8)	C 0	2.40	(304,18)	C 0	2.30	(225, 7)	C 0
28	2.60	(307,21)	C 0	2.40	(192,16)	C 0	2.40	(21, 8)	C 0	2.40	(304,18)	C 0	2.20	(116,21)	C 0
29	2.70	(307,21)	C 0	2.70	(304,18)	C 0	2.50	(192,16)	C 0	2.40	(21, 8)	C 0	2.30	(116,21)	C 0
30	3.20	(304,18)	C 0	3.10	(307,21)	C 0	2.80	(192,16)	C 0	2.70	(293,18)	C 0	2.70	(311,22)	C 0
31	4.10	(252, 8)	C 0	4.10	(304,18)	C 0	4.00	(293,18)	C 0	3.70	(328,20)	C 0	3.60	(192,16)	C 0
32	4.70	(344,17)	C 0	4.70*	(352,17)	C 0	4.50	(192,16)	C 0	4.30	(11, 8)	C 0	4.30	(252, 8)	C 0
33	4.80*	(24,17)	C 0	4.20	(21, 8)	C 0	4.10	(11, 8)	C 0	3.90	(108, 7)	C 0	3.90	(308,15)	C 0
34	4.30	(21, 8)	C 0	3.70	(24,17)	C 0	3.60	(308,15)	C 0	3.50	(47,10)	C 0	3.50	(225, 7)	C 0
35	3.40	(21, 8)	C 0	3.20	(225, 7)	C 0	3.10	(208,20)	C 0	3.00	(47,10)	C 0	2.90	(27, 8)	C 0
36	3.00	(21, 8)	C 0	3.00	(208,20)	C 0	2.90	(225, 7)	C 0	2.70	(47,10)	C 0	2.50	(29, 8)	C 0
37	2.70	(225, 7)	C 0	2.60	(208,20)	C 0	2.50	(21, 8)	C 0	2.40	(27, 8)	C 0	2.40	(47,10)	C 0
38	2.40	(21, 8)	C 0	2.40	(208,20)	C 0	2.30	(225, 7)	C 0	2.00	(27, 8)	C 0	2.00	(29, 8)	C 0
39	2.30	(225, 7)	C 0	2.20	(21, 8)	C 0	2.20	(208,20)	C 0	2.00	(29, 8)	C 0	1.90	(27, 8)	C 0
40	2.30	(208,20)	C 0	2.20	(21, 8)	C 0	2.20	(225, 7)	C 0	2.00	(47,10)	C 0	1.90	(27, 8)	C 0
41	2.20	(225, 7)	C 0	2.10	(21, 8)	C 0	2.10	(208,20)	C 0	1.90	(27, 8)	C 0	1.90	(353,18)	C 0
42	2.10	(21, 8)	C 0	2.10	(208,20)	C 0	2.10	(225, 7)	C 0	1.80	(29, 8)	C 0	1.80	(192,16)	C 0

JOB: HSS FDR Air Quality Existing/35' Jets

RUN: FDR DRIVE BET E 67TH-75TH STS/35' JETS

FIVE HIGHEST 1-HOUR END-TO-END AVERAGE CONCENTRATIONS IN PARTS PER MILLION
INCLUDING AMBIENT BACKGROUND CONCENTRATIONS.

Rcptr	Highest			Second Highest			Third Highest			Fourth Highest			Fifth Highest		
No.	Conc	Ending Day Hr	Calm	Conc	Ending Day Hr	Calm	Conc	Ending Day Hr	Calm	Conc	Ending Day Hr	Calm	Conc	Ending Day Hr	Calm
43	2.10	(225, 7)	C 0	2.10	(21, 8)	C 0	2.10	(208,20)	C 0	1.90	(47,10)	C 0	1.80	(192,16)	C 0
44	2.20	(21, 8)	C 0	2.00	(225, 7)	C 0	2.00	(208,20)	C 0	1.90	(47,10)	C 0	1.90	(192,16)	C 0
45	2.20	(21, 8)	C 0	2.10	(225, 7)	C 0	2.00	(47,10)	C 0	2.00	(208,20)	C 0	1.90	(192,16)	C 0
46	2.10	(21, 8)	C 0	2.00	(225, 7)	C 0	1.90	(208,20)	C 0	1.90	(47,10)	C 0	1.90	(192,16)	C 0
47	2.10	(21, 8)	C 0	2.00	(208,20)	C 0	2.00	(225, 7)	C 0	1.90	(192,16)	C 0	1.80	(47,10)	C 0
48	2.10	(225, 7)	C 0	2.00	(21, 8)	C 0	2.00	(208,20)	C 0	1.90	(192,16)	C 0	1.90	(304,18)	C 0
49	2.00	(21, 8)	C 0	2.00	(208,20)	C 0	2.00	(225, 7)	C 0	1.90	(304,18)	C 0	1.80	(47,10)	C 0
50	2.10	(208,20)	C 0	2.00	(21, 8)	C 0	2.00	(192,16)	C 0	2.00	(225, 7)	C 0	1.90	(304,18)	C 0
51	2.10	(208,20)	C 0	2.00	(21, 8)	C 0	2.00	(225, 7)	C 0	1.90	(192,16)	C 0	1.80	(27, 8)	C 0
52	2.10	(225, 7)	C 0	2.00	(21, 8)	C 0	2.00	(208,20)	C 0	1.90	(304,18)	C 0	1.80	(27, 8)	C 0
53	2.00	(21, 8)	C 0	2.00	(225, 7)	C 0	1.90	(208,20)	C 0	1.90	(304,18)	C 0	1.80	(27, 8)	C 0
54	2.10	(304,18)	C 0	1.90	(21, 8)	C 0	1.90	(192,16)	C 0	1.90	(208,20)	C 0	1.90	(225, 7)	C 0
55	1.90	(21, 8)	C 0	1.90	(192,16)	C 0	1.90	(208,20)	C 0	1.90	(225, 7)	C 0	1.90	(304,18)	C 0
56	1.90	(21, 8)	C 0	1.90	(208,20)	C 0	1.90	(225, 7)	C 0	1.90	(304,18)	C 0	1.80	(27, 8)	C 0
57	2.90	(286,19)	C 0	2.80	(11, 8)	C 0	2.80	(114, 7)	C 0	2.80	(192,16)	C 0	2.60	(344,17)	C 0
58	2.80	(344,17)	C 0	2.80	(352,17)	C 0	2.80	(192,16)	C 0	2.50	(252, 8)	C 0	2.50	(260,20)	C 0
59	2.80	(252, 8)	C 0	2.80	(293,18)	C 0	2.80	(304,18)	C 0	2.50	(192,16)	C 0	2.40	(260,20)	C 0
60	2.70	(304,18)	C 0	2.40	(252, 8)	C 0	2.30	(293,18)	C 0	2.30	(307,21)	C 0	2.30	(328,20)	C 0

MAXIMUM 8-HOUR AVERAGED LINK CONTRIBUTIONS
IN PARTS PER MILLION (PPM)
INCLUDING AMBIENT BACKGROUND CONCENTRATIONS.

Rcptr No.	Total Conc	Ending Day Hr	Ambient Backgnd	Total Link		Link +1	Link +2	Link +3	Link +4	Link +5	Link +6	Link +7	Link +8	Link +9	Link +10
1	1.65	(238,17)	.00	1.65		.30	.28	.00	.00	.00	.00	.18	.22	.00	.00
					Links 10+	.00	.67	.00	.00	.00	.00	.00	.00	.00	.00
2	1.35	(238,17)	.00	1.35		.03	.62	.00	.00	.00	.00	.27	.08	.00	.00
					Links 10+	.00	.35	.00	.00	.00	.00	.00	.00	.00	.00
3	1.25	(304,19)	.00	1.25		.00	.78	.02	.00	.00	.02	.42	.00	.00	.02
					Links 10+	.00	.00	.00	.00	.00	.00	.00	.00	.00	.00
4	1.27	(304,21)	.00	1.27		.08	.73	.02	.00	.00	.02	.32	.05	.00	.02
					Links 10+	.00	.03	.00	.00	.00	.00	.00	.00	.00	.00
5	1.27	(304,21)	.00	1.27		.05	.77	.02	.00	.00	.02	.33	.03	.00	.02
					Links 10+	.00	.03	.00	.00	.00	.00	.00	.00	.00	.00
6	1.23	(352,24)	.00	1.23		.13	.63	.00	.00	.00	.00	.20	.13	.00	.00
					Links 10+	.00	.13	.00	.00	.00	.00	.00	.00	.00	.00
7	1.23	(304,21)	.00	1.23		.03	.77	.02	.00	.00	.02	.32	.03	.00	.02
					Links 10+	.00	.03	.00	.00	.00	.00	.00	.00	.00	.00

JOB: HSS FDR Air Quality Existing/35' Jets

RUN: FDR DRIVE BET E 67TH-75TH STS/35' JETS

LINK CONTRIBUTION TABLES

MAXIMUM 8-HOUR AVERAGED LINK CONTRIBUTIONS
IN PARTS PER MILLION (PPM)
INCLUDING AMBIENT BACKGROUND CONCENTRATIONS.

Rcptr No.	Total Conc	Ending Day Hr	Ambient Backgnd	Total Link	Link +1	Link +2	Link +3	Link +4	Link +5	Link +6	Link +7	Link +8	Link +9	Link +10
8	1.27	(304,21)	.00	1.27	.03	.78	.02	.00	.00	.02	.33	.03	.00	.02
			Links	10+	.00	.03	.00	.00	.00	.00	.00	.00	.00	.00
9	1.25	(304,21)	.00	1.25	.02	.78	.02	.00	.00	.02	.33	.03	.00	.02
			Links	10+	.00	.03	.00	.00	.00	.00	.00	.00	.00	.00
10	1.23	(304,19)	.00	1.23	.00	.78	.02	.00	.00	.02	.40	.00	.00	.02
			Links	10+	.00	.00	.00	.00	.00	.00	.00	.00	.00	.00
11	1.27	(352,24)	.00	1.27	.07	.75	.00	.00	.00	.00	.30	.07	.00	.02
			Links	10+	.00	.07	.00	.00	.00	.00	.00	.00	.00	.00
12	1.23	(304,21)	.00	1.23	.02	.78	.02	.00	.00	.02	.35	.02	.00	.02
			Links	10+	.00	.02	.00	.00	.00	.00	.00	.00	.00	.00
13	1.25	(304,21)	.00	1.25	.02	.80	.02	.00	.00	.02	.35	.02	.00	.02
			Links	10+	.00	.02	.00	.00	.00	.00	.00	.00	.00	.00
14	1.25	(352,24)	.00	1.25	.05	.78	.00	.00	.00	.00	.30	.05	.00	.02
			Links	10+	.00	.05	.00	.00	.00	.00	.00	.00	.00	.00
15	1.27	(304,21)	.00	1.27	.02	.80	.02	.00	.00	.02	.35	.02	.00	.02
			Links	10+	.02	.02	.00	.00	.00	.00	.00	.00	.00	.00
16	1.27	(304,21)	.00	1.27	.02	.80	.02	.00	.00	.02	.35	.02	.00	.02
			Links	10+	.02	.02	.00	.00	.00	.00	.00	.00	.00	.00
17	1.25	(304,21)	.00	1.25	.02	.80	.02	.00	.00	.02	.33	.02	.00	.02
			Links	10+	.02	.02	.00	.00	.00	.00	.00	.00	.00	.00
18	1.27	(304,21)	.00	1.27	.00	.80	.02	.00	.02	.02	.35	.02	.00	.02
			Links	10+	.02	.02	.00	.00	.00	.00	.00	.00	.00	.00
19	1.25	(304,21)	.00	1.25	.00	.78	.02	.00	.02	.02	.35	.02	.00	.02
			Links	10+	.02	.02	.00	.00	.00	.00	.00	.00	.00	.00
20	1.27	(304,21)	.00	1.27	.00	.78	.03	.00	.02	.03	.35	.02	.00	.02
			Links	10+	.02	.00	.00	.00	.00	.00	.00	.00	.00	.00
21	1.25	(304,19)	.00	1.25	.00	.75	.03	.00	.02	.03	.38	.00	.00	.02
			Links	10+	.02	.00	.00	.00	.00	.00	.00	.00	.00	.00
22	1.27	(304,21)	.00	1.27	.00	.80	.03	.00	.02	.05	.35	.00	.00	.00
			Links	10+	.02	.00	.00	.00	.00	.00	.00	.00	.00	.00
23	1.23	(304,21)	.00	1.23	.00	.78	.03	.00	.02	.05	.33	.00	.00	.00
			Links	10+	.02	.00	.00	.00	.00	.00	.00	.00	.00	.00
24	1.27	(304,21)	.00	1.27	.00	.80	.03	.02	.02	.05	.32	.00	.00	.00
			Links	10+	.03	.00	.00	.00	.00	.00	.00	.00	.00	.00
25	1.28	(304,21)	.00	1.28	.00	.77	.07	.02	.02	.05	.32	.00	.00	.00
			Links	10+	.05	.00	.00	.00	.00	.00	.00	.00	.00	.00
26	1.27	(304,21)	.00	1.27	.00	.75	.07	.02	.02	.07	.28	.00	.02	.00
			Links	10+	.05	.00	.00	.00	.00	.00	.00	.00	.00	.00

JOB: HSS FDR Air Quality Existing/35' Jets

RUN: FDR DRIVE BET E 67TH-75TH STS/35' JETS

LINK CONTRIBUTION TABLES

MAXIMUM 8-HOUR AVERAGED LINK CONTRIBUTIONS
IN PARTS PER MILLION (PPM)
INCLUDING AMBIENT BACKGROUND CONCENTRATIONS.

Rcptr No.	Total Conc	Ending Day Hr	Ambient Backgnd	Total Link	Link +1	Link +2	Link +3	Link +4	Link +5	Link +6	Link +7	Link +8	Link +9	Link +10
27	1.33	(304,21)	.00	1.33	.00	.77	.07	.02	.02	.10	.27	.00	.02	.00
				Links 10+	.08	.00	.00	.00	.00	.00	.00	.00	.00	.00
28	1.35	(304,21)	.00	1.35	.00	.72	.10	.02	.02	.12	.23	.00	.02	.00
				Links 10+	.13	.00	.00	.00	.00	.00	.00	.00	.00	.00
29	1.45	(304,21)	.00	1.45	.00	.67	.15	.02	.02	.15	.20	.00	.02	.00
				Links 10+	.23	.00	.00	.00	.00	.00	.00	.00	.00	.00
30	1.60	(304,19)	.00	1.60	.00	.50	.23	.02	.02	.23	.13	.00	.02	.00
				Links 10+	.45	.00	.00	.00	.00	.00	.00	.00	.00	.00
31	2.15	(304,19)	.00	2.15	.00	.28	.40	.02	.02	.28	.07	.00	.03	.00
				Links 10+	1.05	.00	.00	.00	.00	.00	.00	.00	.00	.00
32	2.53	(297,15)	.00	2.53	.00	.03	.51	.00	.00	.30	.03	.00	.03	.00
				Links 10+	1.63	.00	.00	.00	.00	.00	.00	.00	.00	.00
33	2.32	(238,17)	.00	2.32	.00	.02	.50	.00	.00	.25	.07	.00	.00	.00
				Links 10+	1.48	.00	.00	.00	.00	.00	.00	.00	.00	.00
34	1.78	(352,24)	.00	1.78	.00	.40	.38	.00	.00	.10	.27	.00	.02	.00
				Links 10+	.62	.00	.00	.00	.00	.00	.00	.00	.00	.00
35	1.57	(352,24)	.00	1.57	.00	.30	.43	.00	.00	.10	.25	.00	.02	.00
				Links 10+	.47	.00	.00	.00	.00	.00	.00	.00	.00	.00
36	1.40	(352,24)	.00	1.40	.00	.23	.48	.00	.00	.13	.22	.00	.02	.00
				Links 10+	.32	.00	.00	.00	.00	.00	.00	.00	.00	.00
37	1.33	(352,24)	.00	1.33	.00	.20	.52	.00	.00	.17	.20	.00	.02	.00
				Links 10+	.23	.00	.00	.00	.00	.00	.00	.00	.00	.00
38	1.22	(352,24)	.00	1.22	.00	.18	.53	.00	.00	.17	.17	.00	.02	.00
				Links 10+	.15	.00	.00	.00	.00	.00	.00	.00	.00	.00
39	1.13	(352,24)	.00	1.13	.00	.12	.53	.00	.00	.18	.15	.00	.02	.00
				Links 10+	.13	.00	.00	.00	.00	.00	.00	.00	.00	.00
40	1.12	(352,24)	.00	1.12	.00	.12	.57	.00	.00	.20	.13	.00	.02	.00
				Links 10+	.08	.00	.00	.00	.00	.00	.00	.00	.00	.00
41	1.13	(352,24)	.00	1.13	.00	.12	.60	.00	.00	.20	.13	.00	.02	.00
				Links 10+	.07	.00	.00	.00	.00	.00	.00	.00	.00	.00
42	1.13	(352,24)	.00	1.13	.00	.10	.60	.00	.00	.23	.12	.00	.02	.00
				Links 10+	.07	.00	.00	.00	.00	.00	.00	.00	.00	.00
43	1.10	(352,24)	.00	1.10	.00	.08	.60	.00	.00	.23	.10	.00	.02	.00
				Links 10+	.07	.00	.00	.00	.00	.00	.00	.00	.00	.00
44	1.08	(304,21)	.00	1.08	.00	.03	.62	.03	.05	.27	.03	.00	.03	.00
				Links 10+	.02	.00	.00	.00	.00	.00	.00	.00	.00	.00
45	1.08	(304,21)	.00	1.08	.00	.02	.63	.03	.05	.27	.03	.00	.03	.00
				Links 10+	.02	.00	.00	.00	.00	.00	.00	.00	.00	.00

JOB: HSS FDR Air Quality Existing/35' Jets

RUN: FDR DRIVE BET E 67TH-75TH STS/35' JETS

LINK CONTRIBUTION TABLES

MAXIMUM 8-HOUR AVERAGED LINK CONTRIBUTIONS
IN PARTS PER MILLION (PPM)
INCLUDING AMBIENT BACKGROUND CONCENTRATIONS.

Rcptr No.	Total Conc	Ending Day Hr	Ambient Backgnd	Total Link	Link +1	Link +2	Link +3	Link +4	Link +5	Link +6	Link +7	Link +8	Link +9	Link +10
46	1.08	(352,24)	.00	1.08	.00	.07	.62	.00	.00	.27	.07	.00	.02	.00
			Links	10+	.05	.00	.00	.00	.00	.00	.00	.00	.00	.00
47	1.05	(352,24)	.00	1.05	.00	.07	.62	.00	.00	.27	.07	.00	.02	.00
			Links	10+	.02	.00	.00	.00	.00	.00	.00	.00	.00	.00
48	1.05	(304,21)	.00	1.05	.00	.02	.62	.05	.05	.25	.02	.00	.03	.00
			Links	10+	.02	.00	.00	.00	.00	.00	.00	.00	.00	.00
49	1.03	(352,24)	.00	1.03	.00	.07	.60	.00	.00	.27	.07	.00	.03	.00
			Links	10+	.00	.00	.00	.00	.00	.00	.00	.00	.00	.00
50	1.08	(352,24)	.00	1.08	.00	.07	.65	.00	.00	.27	.07	.00	.03	.00
			Links	10+	.00	.00	.00	.00	.00	.00	.00	.00	.00	.00
51	1.08	(352,24)	.00	1.08	.00	.07	.65	.00	.00	.27	.07	.00	.03	.00
			Links	10+	.00	.00	.00	.00	.00	.00	.00	.00	.00	.00
52	1.07	(352,24)	.00	1.07	.00	.07	.63	.00	.00	.27	.07	.00	.03	.00
			Links	10+	.00	.00	.00	.00	.00	.00	.00	.00	.00	.00
53	1.07	(352,24)	.00	1.07	.00	.07	.63	.00	.00	.27	.07	.00	.03	.00
			Links	10+	.00	.00	.00	.00	.00	.00	.00	.00	.00	.00
54	1.10	(352,24)	.00	1.10	.00	.07	.65	.00	.02	.27	.07	.00	.03	.00
			Links	10+	.00	.00	.00	.00	.00	.00	.00	.00	.00	.00
55	1.07	(352,24)	.00	1.07	.00	.07	.63	.02	.05	.23	.05	.00	.02	.00
			Links	10+	.00	.00	.00	.00	.00	.00	.00	.00	.00	.00
56	1.05	(352,24)	.00	1.05	.00	.05	.53	.12	.08	.20	.05	.00	.02	.00
			Links	10+	.00	.00	.00	.00	.00	.00	.00	.00	.00	.00
57	1.56	(11,13)	.00	1.56	.40	.09	.00	.00	.00	.00	.05	.29	.00	.01
			Links	10+	.00	.72	.00	.00	.00	.00	.00	.00	.00	.00
58	1.57	(304,19)	.00	1.57	.45	.25	.00	.00	.00	.02	.27	.15	.00	.02
			Links	10+	.00	.42	.00	.00	.00	.00	.00	.00	.00	.00
59	1.47	(304,19)	.00	1.47	.48	.18	.00	.00	.00	.00	.20	.20	.00	.02
			Links	10+	.00	.38	.00	.00	.00	.00	.00	.00	.00	.00
60	1.33	(304,19)	.00	1.33	.53	.12	.00	.00	.00	.00	.17	.22	.00	.00
			Links	10+	.00	.30	.00	.00	.00	.00	.00	.00	.00	.00

JOB: HSS FDR Air Quality Existing/35' Jets

RUN: FDR DRIVE BET E 67TH-75TH STS/35' JETS

LINK CONTRIBUTION TABLES

SECOND HIGHEST 8-HOUR AVERAGED LINK CONTRIBUTIONS
IN PARTS PER MILLION (PPM)
INCLUDING AMBIENT BACKGROUND CONCENTRATIONS.

Rcptr No.	Total Conc	Ending Day Hr	Ambient Backgnd	Total Link	Link +1	Link +2	Link +3	Link +4	Link +5	Link +6	Link +7	Link +8	Link +9	Link +10
1	1.56	(11,13)	.00	1.56	.24	.29	.00	.00	.00	.00	.19	.18	.00	.01
			Links	10+	.00	.66	.00	.00	.00	.00	.00	.00	.00	.00
2	1.25	(304,19)	.00	1.25	.00	.78	.02	.00	.00	.02	.42	.00	.00	.02
			Links	10+	.00	.00	.00	.00	.00	.00	.00	.00	.00	.00
3	1.13	(192,19)	.00	1.13	.00	.73	.00	.00	.00	.00	.36	.00	.00	.01
			Links	10+	.00	.03	.00	.00	.00	.00	.00	.00	.00	.00
4	1.22	(352,24)	.00	1.22	.22	.55	.00	.00	.00	.00	.12	.17	.00	.02
			Links	10+	.00	.15	.00	.00	.00	.00	.00	.00	.00	.00
5	1.18	(352,24)	.00	1.18	.15	.58	.00	.00	.00	.00	.15	.15	.00	.02
			Links	10+	.00	.13	.00	.00	.00	.00	.00	.00	.00	.00
6	1.23	(304,19)	.00	1.23	.00	.78	.02	.00	.00	.02	.40	.00	.00	.02
			Links	10+	.00	.00	.00	.00	.00	.00	.00	.00	.00	.00
7	1.20	(352,24)	.00	1.20	.10	.65	.00	.00	.00	.00	.20	.12	.00	.00
			Links	10+	.00	.13	.00	.00	.00	.00	.00	.00	.00	.00
8	1.20	(352,24)	.00	1.20	.07	.70	.00	.00	.00	.00	.22	.10	.00	.02
			Links	10+	.00	.10	.00	.00	.00	.00	.00	.00	.00	.00
9	1.22	(352,24)	.00	1.22	.07	.72	.00	.00	.00	.00	.23	.08	.00	.02
			Links	10+	.00	.10	.00	.00	.00	.00	.00	.00	.00	.00
10	1.20	(352,24)	.00	1.20	.07	.72	.00	.00	.00	.00	.27	.07	.00	.02
			Links	10+	.00	.07	.00	.00	.00	.00	.00	.00	.00	.00
11	1.22	(304,19)	.00	1.22	.00	.77	.02	.00	.00	.02	.40	.00	.00	.02
			Links	10+	.00	.00	.00	.00	.00	.00	.00	.00	.00	.00
12	1.23	(352,24)	.00	1.23	.07	.75	.00	.00	.00	.00	.30	.07	.00	.00
			Links	10+	.00	.05	.00	.00	.00	.00	.00	.00	.00	.00
13	1.22	(352,24)	.00	1.22	.05	.75	.00	.00	.00	.00	.30	.05	.00	.02
			Links	10+	.00	.05	.00	.00	.00	.00	.00	.00	.00	.00
14	1.25	(304,21)	.00	1.25	.02	.80	.02	.00	.00	.02	.35	.02	.00	.02
			Links	10+	.00	.02	.00	.00	.00	.00	.00	.00	.00	.00
15	1.23	(352,24)	.00	1.23	.03	.78	.00	.00	.00	.00	.32	.05	.00	.00
			Links	10+	.00	.05	.00	.00	.00	.00	.00	.00	.00	.00
16	1.22	(352,24)	.00	1.22	.02	.78	.00	.00	.00	.00	.32	.05	.00	.00
			Links	10+	.00	.05	.00	.00	.00	.00	.00	.00	.00	.00
17	1.18	(352,24)	.00	1.18	.00	.78	.00	.00	.00	.00	.32	.05	.00	.00
			Links	10+	.00	.03	.00	.00	.00	.00	.00	.00	.00	.00
18	1.20	(352,24)	.00	1.20	.00	.82	.00	.00	.00	.00	.32	.03	.00	.02
			Links	10+	.00	.02	.00	.00	.00	.00	.00	.00	.00	.00
19	1.15	(352,24)	.00	1.15	.00	.80	.00	.00	.00	.00	.33	.00	.00	.02
			Links	10+	.00	.00	.00	.00	.00	.00	.00	.00	.00	.00

JOB: HSS FDR Air Quality Existing/35' Jets

RUN: FDR DRIVE BET E 67TH-75TH STS/35' JETS

LINK CONTRIBUTION TABLES

SECOND HIGHEST 8-HOUR AVERAGED LINK CONTRIBUTIONS
IN PARTS PER MILLION (PPM)
INCLUDING AMBIENT BACKGROUND CONCENTRATIONS.

Rcptr No.	Total Conc	Ending Day Hr	Ambient Backgnd	Total Link	Link +1	Link +2	Link +3	Link +4	Link +5	Link +6	Link +7	Link +8	Link +9	Link +10
20	1.15	(352,24)	.00	1.15	.00	.80	.00	.00	.00	.00	.35	.00	.00	.00
				Links 10+	.00	.00	.00	.00	.00	.00	.00	.00	.00	.00
21	1.15	(352,24)	.00	1.15	.00	.80	.00	.00	.00	.00	.35	.00	.00	.00
				Links 10+	.00	.00	.00	.00	.00	.00	.00	.00	.00	.00
22	1.18	(352,24)	.00	1.18	.00	.82	.00	.00	.00	.00	.35	.00	.00	.02
				Links 10+	.00	.00	.00	.00	.00	.00	.00	.00	.00	.00
23	1.17	(352,24)	.00	1.17	.00	.82	.00	.00	.00	.00	.35	.00	.00	.00
				Links 10+	.00	.00	.00	.00	.00	.00	.00	.00	.00	.00
24	1.20	(267,22)	.00	1.20	.00	.68	.09	.01	.01	.11	.21	.00	.00	.00
				Links 10+	.09	.00	.00	.00	.00	.00	.00	.00	.00	.00
25	1.20	(267,22)	.00	1.20	.00	.61	.13	.01	.01	.13	.21	.00	.00	.00
				Links 10+	.10	.00	.00	.00	.00	.00	.00	.00	.00	.00
26	1.20	(267,22)	.00	1.20	.00	.61	.14	.01	.01	.15	.15	.00	.00	.00
				Links 10+	.13	.00	.00	.00	.00	.00	.00	.00	.00	.00
27	1.24	(243, 1)	.00	1.24	.00	.50	.23	.03	.03	.19	.06	.00	.00	.00
				Links 10+	.21	.00	.00	.00	.00	.00	.00	.00	.00	.00
28	1.31	(267,23)	.00	1.31	.00	.50	.23	.01	.03	.19	.08	.00	.01	.00
				Links 10+	.28	.00	.00	.00	.00	.00	.00	.00	.00	.00
29	1.40	(267,22)	.00	1.40	.00	.45	.24	.01	.03	.22	.06	.00	.03	.00
				Links 10+	.36	.00	.00	.00	.00	.00	.00	.00	.00	.00
30	1.60	(267,23)	.00	1.60	.00	.30	.40	.01	.03	.25	.00	.00	.03	.00
				Links 10+	.59	.00	.00	.00	.00	.00	.00	.00	.00	.00
31	2.00	(252,13)	.00	2.00	.00	.30	.30	.00	.00	.25	.07	.00	.03	.00
				Links 10+	1.05	.00	.00	.00	.00	.00	.00	.00	.00	.00
32	2.46	(114,13)	.00	2.46	.00	.17	.39	.00	.00	.21	.14	.00	.00	.00
				Links 10+	1.54	.00	.00	.00	.00	.00	.00	.00	.00	.00
33	2.16	(11,13)	.00	2.16	.00	.00	.46	.00	.01	.29	.00	.00	.04	.00
				Links 10+	1.36	.00	.00	.00	.00	.00	.00	.00	.00	.00
34	1.71	(38,22)	.00	1.71	.00	.29	.36	.00	.00	.07	.23	.00	.00	.00
				Links 10+	.77	.00	.00	.00	.00	.00	.00	.00	.00	.00
35	1.50	(27,13)	.00	1.50	.00	.32	.31	.00	.00	.08	.27	.00	.00	.00
				Links 10+	.51	.00	.00	.00	.00	.00	.00	.00	.00	.00
36	1.31	(27,14)	.00	1.31	.00	.23	.39	.00	.00	.09	.26	.00	.00	.00
				Links 10+	.35	.00	.00	.00	.00	.00	.00	.00	.00	.00
37	1.24	(27,13)	.00	1.24	.00	.21	.43	.00	.00	.13	.23	.00	.00	.00
				Links 10+	.25	.00	.00	.00	.00	.00	.00	.00	.00	.00
38	1.13	(27,13)	.00	1.13	.00	.16	.45	.00	.00	.13	.20	.00	.00	.00
				Links 10+	.19	.00	.00	.00	.00	.00	.00	.00	.00	.00

JOB: HSS FDR Air Quality Existing/35' Jets

RUN: FDR DRIVE BET E 67TH-75TH STS/35' JETS

LINK CONTRIBUTION TABLES

SECOND HIGHEST 8-HOUR AVERAGED LINK CONTRIBUTIONS
IN PARTS PER MILLION (PPM)
INCLUDING AMBIENT BACKGROUND CONCENTRATIONS.

Rcptr No.	Total Conc	Ending Day Hr	Ambient Backgnd	Total Link	Link +1	Link +2	Link +3	Link +4	Link +5	Link +6	Link +7	Link +8	Link +9	Link +10
39	1.08	(304,21)	.00	1.08	.00	.07	.62	.02	.02	.25	.05	.00	.03	.00
			Links	10+	.03	.00	.00	.00	.00	.00	.00	.00	.00	.00
40	1.07	(304,21)	.00	1.07	.00	.03	.62	.02	.02	.27	.05	.00	.03	.00
			Links	10+	.03	.00	.00	.00	.00	.00	.00	.00	.00	.00
41	1.03	(304,21)	.00	1.03	.00	.03	.62	.02	.02	.27	.03	.00	.03	.00
			Links	10+	.02	.00	.00	.00	.00	.00	.00	.00	.00	.00
42	1.03	(304,21)	.00	1.03	.00	.03	.62	.02	.02	.27	.03	.00	.03	.00
			Links	10+	.02	.00	.00	.00	.00	.00	.00	.00	.00	.00
43	1.05	(304,21)	.00	1.05	.00	.03	.62	.02	.03	.27	.03	.00	.03	.00
			Links	10+	.02	.00	.00	.00	.00	.00	.00	.00	.00	.00
44	1.05	(352,24)	.00	1.05	.00	.07	.60	.00	.00	.25	.07	.00	.02	.00
			Links	10+	.05	.00	.00	.00	.00	.00	.00	.00	.00	.00
45	1.05	(352,24)	.00	1.05	.00	.07	.60	.00	.00	.25	.07	.00	.02	.00
			Links	10+	.05	.00	.00	.00	.00	.00	.00	.00	.00	.00
46	1.03	(304,21)	.00	1.03	.00	.02	.62	.03	.05	.25	.02	.00	.03	.00
			Links	10+	.02	.00	.00	.00	.00	.00	.00	.00	.00	.00
47	1.03	(304,21)	.00	1.03	.00	.02	.62	.03	.05	.25	.02	.00	.03	.00
			Links	10+	.02	.00	.00	.00	.00	.00	.00	.00	.00	.00
48	1.03	(352,24)	.00	1.03	.00	.07	.62	.00	.00	.27	.07	.00	.02	.00
			Links	10+	.00	.00	.00	.00	.00	.00	.00	.00	.00	.00
49	1.02	(304,21)	.00	1.02	.00	.02	.58	.05	.07	.25	.02	.00	.03	.00
			Links	10+	.00	.00	.00	.00	.00	.00	.00	.00	.00	.00
50	1.05	(304,21)	.00	1.05	.00	.02	.60	.07	.08	.23	.02	.00	.03	.00
			Links	10+	.00	.00	.00	.00	.00	.00	.00	.00	.00	.00
51	1.03	(304,21)	.00	1.03	.00	.02	.58	.07	.12	.22	.02	.00	.02	.00
			Links	10+	.00	.00	.00	.00	.00	.00	.00	.00	.00	.00
52	1.03	(304,21)	.00	1.03	.00	.02	.57	.10	.13	.20	.02	.00	.00	.00
			Links	10+	.00	.00	.00	.00	.00	.00	.00	.00	.00	.00
53	1.00	(304,21)	.00	1.00	.00	.02	.52	.13	.17	.15	.02	.00	.00	.00
			Links	10+	.00	.00	.00	.00	.00	.00	.00	.00	.00	.00
54	1.08	(304,21)	.00	1.08	.00	.02	.50	.20	.23	.12	.02	.00	.00	.00
			Links	10+	.00	.00	.00	.00	.00	.00	.00	.00	.00	.00
55	1.02	(304,21)	.00	1.02	.00	.02	.35	.32	.25	.07	.02	.00	.00	.00
			Links	10+	.00	.00	.00	.00	.00	.00	.00	.00	.00	.00
56	1.02	(304,21)	.00	1.02	.00	.02	.17	.48	.28	.05	.02	.00	.00	.00
			Links	10+	.00	.00	.00	.00	.00	.00	.00	.00	.00	.00
57	1.53	(114,13)	.00	1.53	.47	.06	.00	.00	.00	.00	.10	.26	.00	.00
			Links	10+	.00	.64	.00	.00	.00	.00	.00	.00	.00	.00

LINK CONTRIBUTION TABLES

SECOND HIGHEST 8-HOUR AVERAGED LINK CONTRIBUTIONS
IN PARTS PER MILLION (PPM)
INCLUDING AMBIENT BACKGROUND CONCENTRATIONS.

Rcptr No.	Total Conc	Ending Day Hr	Ambient Backgnd	Total Link	Link +1	Link +2	Link +3	Link +4	Link +5	Link +6	Link +7	Link +8	Link +9	Link +10
58	1.49	(297,15)	.00	1.49	.44	.13	.00	.00	.00	.00	.19	.21	.00	.00
			Links	10+	.00	.51	.00	.00	.00	.00	.00	.00	.00	.00
59	1.35	(252,13)	.00	1.35	.48	.08	.00	.00	.00	.00	.13	.23	.00	.00
			Links	10+	.00	.42	.00	.00	.00	.00	.00	.00	.00	.00
60	1.23	(252,13)	.00	1.23	.52	.03	.00	.00	.00	.00	.10	.25	.00	.00
			Links	10+	.00	.33	.00	.00	.00	.00	.00	.00	.00	.00

MAXIMUM 1-HOUR AVERAGED LINK CONTRIBUTIONS
IN PARTS PER MILLION (PPM)
INCLUDING AMBIENT BACKGROUND CONCENTRATIONS.

Rcptr No.	Total Conc	Ending Day Hr	Ambient Backgnd	Total Link	Link +1	Link +2	Link +3	Link +4	Link +5	Link +6	Link +7	Link +8	Link +9	Link +10
1	2.80	(108, 7)	.00	2.80	.50	.30	.00	.00	.00	.00	.20	.40	.00	.00
			Links	10+	.00	1.40	.00	.00	.00	.00	.00	.00	.00	.00
2	2.70	(24,17)	.00	2.70	.50	.60	.00	.00	.00	.00	.10	.50	.00	.00
			Links	10+	.00	1.00	.00	.00	.00	.00	.00	.00	.00	.00
3	2.90	(24,17)	.00	2.90	.20	1.10	.00	.00	.00	.00	.20	.40	.00	.00
			Links	10+	.00	1.00	.00	.00	.00	.00	.00	.00	.00	.00
4	2.70	(21, 8)	.00	2.70	.40	1.10	.00	.00	.00	.00	.10	.50	.00	.00
			Links	10+	.00	.60	.00	.00	.00	.00	.00	.00	.00	.00
5	2.80	(21, 8)	.00	2.80	.30	1.20	.00	.00	.00	.00	.30	.40	.00	.00
			Links	10+	.00	.60	.00	.00	.00	.00	.00	.00	.00	.00
6	2.70	(21, 8)	.00	2.70	.20	1.30	.00	.00	.00	.00	.40	.30	.00	.00
			Links	10+	.00	.50	.00	.00	.00	.00	.00	.00	.00	.00
7	2.50	(21, 8)	.00	2.50	.10	1.30	.00	.00	.00	.00	.40	.30	.00	.00
			Links	10+	.00	.40	.00	.00	.00	.00	.00	.00	.00	.00
8	2.50	(21, 8)	.00	2.50	.10	1.40	.00	.00	.00	.00	.50	.20	.00	.00
			Links	10+	.00	.30	.00	.00	.00	.00	.00	.00	.00	.00
9	2.50	(21, 8)	.00	2.50	.10	1.40	.00	.00	.00	.00	.60	.20	.00	.00
			Links	10+	.00	.20	.00	.00	.00	.00	.00	.00	.00	.00
10	2.50	(21, 8)	.00	2.50	.10	1.40	.00	.00	.00	.00	.60	.20	.00	.00
			Links	10+	.00	.20	.00	.00	.00	.00	.00	.00	.00	.00
11	2.50	(21, 8)	.00	2.50	.10	1.40	.00	.00	.00	.00	.70	.10	.00	.00
			Links	10+	.00	.20	.00	.00	.00	.00	.00	.00	.00	.00
12	2.40	(21, 8)	.00	2.40	.10	1.40	.00	.00	.00	.00	.70	.10	.00	.00
			Links	10+	.00	.10	.00	.00	.00	.00	.00	.00	.00	.00

JOB: HSS FDR Air Quality Existing/35' Jets

RUN: FDR DRIVE BET E 67TH-75TH STS/35' JETS

LINK CONTRIBUTION TABLES

MAXIMUM 1-HOUR AVERAGED LINK CONTRIBUTIONS
IN PARTS PER MILLION (PPM)
INCLUDING AMBIENT BACKGROUND CONCENTRATIONS.

Rcptr No.	Total Conc	Ending Day Hr	Ambient Backgnd	Total Link	Link +1	Link +2	Link +3	Link +4	Link +5	Link +6	Link +7	Link +8	Link +9	Link +10
13	2.40	(21, 8)	.00	2.40	.00	1.50	.00	.00	.00	.00	.70	.10	.00	.00
				Links 10+	.00	.10	.00	.00	.00	.00	.00	.00	.00	.00
14	2.40	(21, 8)	.00	2.40	.00	1.50	.00	.00	.00	.00	.70	.10	.00	.00
				Links 10+	.00	.10	.00	.00	.00	.00	.00	.00	.00	.00
15	2.40	(21, 8)	.00	2.40	.00	1.50	.00	.00	.00	.00	.70	.10	.00	.00
				Links 10+	.00	.10	.00	.00	.00	.00	.00	.00	.00	.00
16	2.50	(21, 8)	.00	2.50	.00	1.50	.00	.00	.00	.00	.70	.10	.00	.10
				Links 10+	.00	.10	.00	.00	.00	.00	.00	.00	.00	.00
17	2.60	(21, 8)	.00	2.60	.00	1.50	.00	.00	.00	.00	.80	.10	.00	.10
				Links 10+	.00	.10	.00	.00	.00	.00	.00	.00	.00	.00
18	2.40	(21, 8)	.00	2.40	.00	1.50	.00	.00	.00	.00	.80	.00	.00	.10
				Links 10+	.00	.00	.00	.00	.00	.00	.00	.00	.00	.00
19	2.40	(21, 8)	.00	2.40	.00	1.50	.00	.00	.00	.00	.80	.00	.00	.10
				Links 10+	.00	.00	.00	.00	.00	.00	.00	.00	.00	.00
20	2.40	(21, 8)	.00	2.40	.00	1.50	.00	.00	.00	.00	.80	.00	.00	.10
				Links 10+	.00	.00	.00	.00	.00	.00	.00	.00	.00	.00
21	2.40	(21, 8)	.00	2.40	.00	1.50	.00	.00	.00	.00	.80	.00	.00	.10
				Links 10+	.00	.00	.00	.00	.00	.00	.00	.00	.00	.00
22	2.40	(21, 8)	.00	2.40	.00	1.50	.00	.00	.00	.00	.80	.00	.00	.10
				Links 10+	.00	.00	.00	.00	.00	.00	.00	.00	.00	.00
23	2.40	(21, 8)	.00	2.40	.00	1.50	.00	.00	.00	.00	.80	.00	.00	.10
				Links 10+	.00	.00	.00	.00	.00	.00	.00	.00	.00	.00
24	2.40	(21, 8)	.00	2.40	.00	1.50	.00	.00	.00	.00	.80	.00	.00	.10
				Links 10+	.00	.00	.00	.00	.00	.00	.00	.00	.00	.00
25	2.40	(21, 8)	.00	2.40	.00	1.50	.00	.00	.00	.00	.80	.00	.00	.10
				Links 10+	.00	.00	.00	.00	.00	.00	.00	.00	.00	.00
26	2.40	(21, 8)	.00	2.40	.00	1.50	.00	.00	.00	.00	.80	.00	.00	.10
				Links 10+	.00	.00	.00	.00	.00	.00	.00	.00	.00	.00
27	2.50	(307,21)	.00	2.50	.00	1.00	.40	.00	.10	.40	.10	.00	.10	.00
				Links 10+	.40	.00	.00	.00	.00	.00	.00	.00	.00	.00
28	2.60	(307,21)	.00	2.60	.00	.80	.50	.10	.10	.40	.10	.00	.10	.00
				Links 10+	.50	.00	.00	.00	.00	.00	.00	.00	.00	.00
29	2.70	(307,21)	.00	2.70	.00	.70	.60	.10	.10	.40	.00	.00	.10	.00
				Links 10+	.70	.00	.00	.00	.00	.00	.00	.00	.00	.00
30	3.20	(304,18)	.00	3.20	.00	.80	.50	.00	.00	.50	.10	.00	.10	.00
				Links 10+	1.20	.00	.00	.00	.00	.00	.00	.00	.00	.00
31	4.10	(252, 8)	.00	4.10	.00	.50	.60	.00	.00	.60	.00	.00	.10	.00
				Links 10+	2.30	.00	.00	.00	.00	.00	.00	.00	.00	.00

JOB: HSS FDR Air Quality Existing/35' Jets

RUN: FDR DRIVE BET E 67TH-75TH STS/35' JETS

LINK CONTRIBUTION TABLES

MAXIMUM 1-HOUR AVERAGED LINK CONTRIBUTIONS
IN PARTS PER MILLION (PPM)
INCLUDING AMBIENT BACKGROUND CONCENTRATIONS.

Rcptr No.	Total Conc	Ending Day Hr	Ambient Backgnd	Total Link	Link +1	Link +2	Link +3	Link +4	Link +5	Link +6	Link +7	Link +8	Link +9	Link +10
32	4.70	(344,17)	.00	4.70	.00	.00	.80	.00	.00	.50	.00	.00	.10	.00
			Links	10+	3.30	.00	.00	.00	.00	.00	.00	.00	.00	.00
33	4.80	(24,17)	.00	4.80	.00	.40	.70	.00	.00	.10	.60	.00	.00	.10
			Links	10+	2.90	.00	.00	.00	.00	.00	.00	.00	.00	.00
34	4.30	(21, 8)	.00	4.30	.00	.70	.70	.00	.00	.00	.80	.00	.00	.10
			Links	10+	2.00	.00	.00	.00	.00	.00	.00	.00	.00	.00
35	3.40	(21, 8)	.00	3.40	.00	.50	.80	.00	.00	.10	.60	.00	.00	.10
			Links	10+	1.30	.00	.00	.00	.00	.00	.00	.00	.00	.00
36	3.00	(21, 8)	.00	3.00	.00	.40	1.00	.00	.00	.20	.50	.00	.00	.10
			Links	10+	.80	.00	.00	.00	.00	.00	.00	.00	.00	.00
37	2.70	(225, 7)	.00	2.70	.00	.50	.80	.00	.00	.10	.60	.00	.00	.10
			Links	10+	.60	.00	.00	.00	.00	.00	.00	.00	.00	.00
38	2.40	(21, 8)	.00	2.40	.00	.20	1.10	.00	.00	.40	.40	.00	.00	.00
			Links	10+	.30	.00	.00	.00	.00	.00	.00	.00	.00	.00
39	2.30	(225, 7)	.00	2.30	.00	.40	.90	.00	.00	.20	.50	.00	.00	.00
			Links	10+	.30	.00	.00	.00	.00	.00	.00	.00	.00	.00
40	2.30	(208,20)	.00	2.30	.00	.40	1.00	.00	.00	.20	.40	.00	.00	.00
			Links	10+	.30	.00	.00	.00	.00	.00	.00	.00	.00	.00
41	2.20	(225, 7)	.00	2.20	.00	.30	1.00	.00	.00	.30	.40	.00	.00	.00
			Links	10+	.20	.00	.00	.00	.00	.00	.00	.00	.00	.00
42	2.10	(21, 8)	.00	2.10	.00	.10	1.10	.00	.00	.50	.20	.00	.10	.00
			Links	10+	.10	.00	.00	.00	.00	.00	.00	.00	.00	.00
43	2.10	(225, 7)	.00	2.10	.00	.20	1.00	.00	.00	.40	.30	.00	.00	.00
			Links	10+	.20	.00	.00	.00	.00	.00	.00	.00	.00	.00
44	2.20	(21, 8)	.00	2.20	.00	.10	1.20	.00	.00	.60	.10	.00	.10	.00
			Links	10+	.10	.00	.00	.00	.00	.00	.00	.00	.00	.00
45	2.20	(21, 8)	.00	2.20	.00	.10	1.20	.00	.00	.60	.10	.00	.10	.00
			Links	10+	.10	.00	.00	.00	.00	.00	.00	.00	.00	.00
46	2.10	(21, 8)	.00	2.10	.00	.10	1.20	.00	.00	.60	.10	.00	.10	.00
			Links	10+	.00	.00	.00	.00	.00	.00	.00	.00	.00	.00
47	2.10	(21, 8)	.00	2.10	.00	.10	1.20	.00	.00	.60	.10	.00	.10	.00
			Links	10+	.00	.00	.00	.00	.00	.00	.00	.00	.00	.00
48	2.10	(225, 7)	.00	2.10	.00	.20	1.10	.00	.00	.50	.20	.00	.00	.00
			Links	10+	.10	.00	.00	.00	.00	.00	.00	.00	.00	.00
49	2.00	(21, 8)	.00	2.00	.00	.00	1.20	.00	.00	.60	.10	.00	.10	.00
			Links	10+	.00	.00	.00	.00	.00	.00	.00	.00	.00	.00
50	2.10	(208,20)	.00	2.10	.00	.20	1.20	.00	.00	.40	.20	.00	.00	.00
			Links	10+	.10	.00	.00	.00	.00	.00	.00	.00	.00	.00

JOB: HSS FDR Air Quality Existing/35' Jets

RUN: FDR DRIVE BET E 67TH-75TH STS/35' JETS

LINK CONTRIBUTION TABLES

MAXIMUM 1-HOUR AVERAGED LINK CONTRIBUTIONS
IN PARTS PER MILLION (PPM)
INCLUDING AMBIENT BACKGROUND CONCENTRATIONS.

Rcptr No.	Total Conc	Ending Day Hr	Ambient Backgnd	Total Link	Link +1	Link +2	Link +3	Link +4	Link +5	Link +6	Link +7	Link +8	Link +9	Link +10
51	2.10	(208,20)	.00	2.10	.00	.20	1.10	.00	.00	.40	.20	.00	.10	.00
				Links 10+	.10	.00	.00	.00	.00	.00	.00	.00	.00	.00
52	2.10	(225, 7)	.00	2.10	.00	.10	1.10	.00	.00	.50	.20	.00	.10	.00
				Links 10+	.10	.00	.00	.00	.00	.00	.00	.00	.00	.00
53	2.00	(21, 8)	.00	2.00	.00	.00	1.20	.00	.00	.60	.10	.00	.10	.00
				Links 10+	.00	.00	.00	.00	.00	.00	.00	.00	.00	.00
54	2.10	(304,18)	.00	2.10	.00	.00	.80	.50	.70	.10	.00	.00	.00	.00
				Links 10+	.00	.00	.00	.00	.00	.00	.00	.00	.00	.00
55	1.90	(21, 8)	.00	1.90	.00	.00	1.20	.00	.00	.60	.00	.00	.10	.00
				Links 10+	.00	.00	.00	.00	.00	.00	.00	.00	.00	.00
56	1.90	(21, 8)	.00	1.90	.00	.00	1.20	.00	.00	.60	.00	.00	.10	.00
				Links 10+	.00	.00	.00	.00	.00	.00	.00	.00	.00	.00
57	2.90	(286,19)	.00	2.90	.80	.00	.00	.00	.00	.00	.10	.50	.00	.00
				Links 10+	.00	1.50	.00	.00	.00	.00	.00	.00	.00	.00
58	2.80	(344,17)	.00	2.80	.80	.00	.00	.00	.00	.00	.10	.50	.00	.00
				Links 10+	.00	1.40	.00	.00	.00	.00	.00	.00	.00	.00
59	2.80	(252, 8)	.00	2.80	.90	.10	.00	.00	.00	.00	.30	.40	.00	.00
				Links 10+	.00	1.10	.00	.00	.00	.00	.00	.00	.00	.00
60	2.70	(304,18)	.00	2.70	1.00	.20	.00	.00	.00	.00	.40	.30	.00	.00
				Links 10+	.00	.80	.00	.00	.00	.00	.00	.00	.00	.00

SECOND HIGHEST 1-HOUR AVERAGED LINK CONTRIBUTIONS
IN PARTS PER MILLION (PPM)
INCLUDING AMBIENT BACKGROUND CONCENTRATIONS.

Rcptr No.	Total Conc	Ending Day Hr	Ambient Backgnd	Total Link	Link +1	Link +2	Link +3	Link +4	Link +5	Link +6	Link +7	Link +8	Link +9	Link +10
1	2.70	(11, 8)	.00	2.70	.40	.40	.00	.00	.00	.00	.30	.30	.00	.00
				Links 10+	.00	1.30	.00	.00	.00	.00	.00	.00	.00	.00
2	2.30	(192,16)	.00	2.30	.00	1.50	.00	.00	.00	.00	.70	.00	.00	.10
				Links 10+	.00	.00	.00	.00	.00	.00	.00	.00	.00	.00
3	2.50	(21, 8)	.00	2.50	.60	.80	.00	.00	.00	.00	.00	.60	.00	.00
				Links 10+	.00	.50	.00	.00	.00	.00	.00	.00	.00	.00
4	2.50	(24,17)	.00	2.50	.10	1.20	.00	.00	.00	.00	.40	.20	.00	.00
				Links 10+	.00	.60	.00	.00	.00	.00	.00	.00	.00	.00
5	2.30	(47,10)	.00	2.30	.30	.90	.00	.00	.00	.00	.20	.40	.00	.00
				Links 10+	.00	.50	.00	.00	.00	.00	.00	.00	.00	.00

JOB: HSS FDR Air Quality Existing/35' Jets

RUN: FDR DRIVE BET E 67TH-75TH STS/35' JETS

LINK CONTRIBUTION TABLES

SECOND HIGHEST 1-HOUR AVERAGED LINK CONTRIBUTIONS
IN PARTS PER MILLION (PPM)
INCLUDING AMBIENT BACKGROUND CONCENTRATIONS.

Rcptr No.	Total Conc	Ending Day Hr	Ambient Backgnd	Total Link	Link +1	Link +2	Link +3	Link +4	Link +5	Link +6	Link +7	Link +8	Link +9	Link +10
6	2.30	(192,16)	.00	2.30	.00	1.50	.00	.00	.00	.00	.70	.00	.00	.10
				Links 10+	.00	.00	.00	.00	.00	.00	.00	.00	.00	.00
7	2.20	(192,16)	.00	2.20	.00	1.40	.00	.00	.00	.00	.70	.00	.00	.10
				Links 10+	.00	.00	.00	.00	.00	.00	.00	.00	.00	.00
8	2.30	(192,16)	.00	2.30	.00	1.50	.00	.00	.00	.00	.70	.00	.00	.10
				Links 10+	.00	.00	.00	.00	.00	.00	.00	.00	.00	.00
9	2.30	(192,16)	.00	2.30	.00	1.50	.00	.00	.00	.00	.70	.00	.00	.10
				Links 10+	.00	.00	.00	.00	.00	.00	.00	.00	.00	.00
10	2.30	(192,16)	.00	2.30	.00	1.50	.00	.00	.00	.00	.70	.00	.00	.10
				Links 10+	.00	.00	.00	.00	.00	.00	.00	.00	.00	.00
11	2.30	(192,16)	.00	2.30	.00	1.50	.00	.00	.00	.00	.70	.00	.00	.10
				Links 10+	.00	.00	.00	.00	.00	.00	.00	.00	.00	.00
12	2.20	(192,16)	.00	2.20	.00	1.40	.00	.00	.00	.00	.70	.00	.00	.10
				Links 10+	.00	.00	.00	.00	.00	.00	.00	.00	.00	.00
13	2.30	(192,16)	.00	2.30	.00	1.50	.00	.00	.00	.00	.70	.00	.00	.10
				Links 10+	.00	.00	.00	.00	.00	.00	.00	.00	.00	.00
14	2.20	(192,16)	.00	2.20	.00	1.40	.00	.00	.00	.00	.70	.00	.00	.10
				Links 10+	.00	.00	.00	.00	.00	.00	.00	.00	.00	.00
15	2.20	(192,16)	.00	2.20	.00	1.40	.00	.00	.00	.00	.70	.00	.00	.10
				Links 10+	.00	.00	.00	.00	.00	.00	.00	.00	.00	.00
16	2.20	(192,16)	.00	2.20	.00	1.40	.00	.00	.00	.00	.70	.00	.00	.10
				Links 10+	.00	.00	.00	.00	.00	.00	.00	.00	.00	.00
17	2.20	(116,21)	.00	2.20	.00	1.20	.20	.10	.10	.20	.30	.00	.00	.00
				Links 10+	.10	.00	.00	.00	.00	.00	.00	.00	.00	.00
18	2.30	(225, 7)	.00	2.30	.10	1.40	.00	.00	.00	.00	.60	.10	.00	.00
				Links 10+	.00	.10	.00	.00	.00	.00	.00	.00	.00	.00
19	2.30	(225, 7)	.00	2.30	.10	1.40	.00	.00	.00	.00	.60	.10	.00	.00
				Links 10+	.00	.10	.00	.00	.00	.00	.00	.00	.00	.00
20	2.30	(192,16)	.00	2.30	.00	1.40	.10	.00	.00	.10	.70	.00	.00	.00
				Links 10+	.00	.00	.00	.00	.00	.00	.00	.00	.00	.00
21	2.30	(192,16)	.00	2.30	.00	1.40	.10	.00	.00	.10	.70	.00	.00	.00
				Links 10+	.00	.00	.00	.00	.00	.00	.00	.00	.00	.00
22	2.30	(192,16)	.00	2.30	.00	1.40	.10	.00	.00	.10	.60	.00	.00	.00
				Links 10+	.10	.00	.00	.00	.00	.00	.00	.00	.00	.00
23	2.30	(192,16)	.00	2.30	.00	1.40	.10	.00	.00	.10	.60	.00	.00	.00
				Links 10+	.10	.00	.00	.00	.00	.00	.00	.00	.00	.00
24	2.40	(208,20)	.00	2.40	.10	1.50	.00	.00	.00	.00	.60	.10	.00	.00
				Links 10+	.00	.10	.00	.00	.00	.00	.00	.00	.00	.00

JOB: HSS FDR Air Quality Existing/35' Jets

RUN: FDR DRIVE BET E 67TH-75TH STS/35' JETS

LINK CONTRIBUTION TABLES

SECOND HIGHEST 1-HOUR AVERAGED LINK CONTRIBUTIONS
IN PARTS PER MILLION (PPM)
INCLUDING AMBIENT BACKGROUND CONCENTRATIONS.

Rcptr No.	Total Conc	Ending Day Hr	Ambient Backgnd	Total Link	Link +1	Link +2	Link +3	Link +4	Link +5	Link +6	Link +7	Link +8	Link +9	Link +10
25	2.20	(307,21)	.00	2.20	.00	1.10	.30	.00	.10	.30	.20	.00	.00	.00
				Links 10+	.20	.00	.00	.00	.00	.00	.00	.00	.00	.00
26	2.30	(307,21)	.00	2.30	.00	1.00	.30	.00	.10	.30	.20	.00	.10	.00
				Links 10+	.30	.00	.00	.00	.00	.00	.00	.00	.00	.00
27	2.40	(192,16)	.00	2.40	.00	1.30	.20	.00	.00	.20	.50	.00	.00	.00
				Links 10+	.20	.00	.00	.00	.00	.00	.00	.00	.00	.00
28	2.40	(192,16)	.00	2.40	.00	1.20	.20	.00	.00	.20	.50	.00	.00	.00
				Links 10+	.30	.00	.00	.00	.00	.00	.00	.00	.00	.00
29	2.70	(304,18)	.00	2.70	.00	1.10	.30	.00	.00	.40	.20	.00	.10	.00
				Links 10+	.60	.00	.00	.00	.00	.00	.00	.00	.00	.00
30	3.10	(307,21)	.00	3.10	.00	.50	.80	.10	.10	.40	.00	.00	.10	.00
				Links 10+	1.10	.00	.00	.00	.00	.00	.00	.00	.00	.00
31	4.10	(304,18)	.00	4.10	.00	.30	.80	.00	.00	.60	.00	.00	.10	.00
				Links 10+	2.30	.00	.00	.00	.00	.00	.00	.00	.00	.00
32	4.70	(352,17)	.00	4.70	.00	.00	.80	.00	.00	.50	.00	.00	.10	.00
				Links 10+	3.30	.00	.00	.00	.00	.00	.00	.00	.00	.00
33	4.20	(21, 8)	.00	4.20	.00	1.00	.40	.00	.00	.00	.80	.00	.00	.10
				Links 10+	1.90	.00	.00	.00	.00	.00	.00	.00	.00	.00
34	3.70	(24,17)	.00	3.70	.00	.20	.90	.00	.00	.20	.40	.00	.00	.00
				Links 10+	2.00	.00	.00	.00	.00	.00	.00	.00	.00	.00
35	3.20	(225, 7)	.00	3.20	.00	.70	.60	.00	.00	.00	.70	.00	.00	.10
				Links 10+	1.10	.00	.00	.00	.00	.00	.00	.00	.00	.00
36	3.00	(208,20)	.00	3.00	.00	.70	.70	.00	.00	.10	.60	.00	.00	.10
				Links 10+	.80	.00	.00	.00	.00	.00	.00	.00	.00	.00
37	2.60	(208,20)	.00	2.60	.00	.60	.80	.00	.00	.10	.50	.00	.00	.00
				Links 10+	.60	.00	.00	.00	.00	.00	.00	.00	.00	.00
38	2.40	(208,20)	.00	2.40	.00	.50	.90	.00	.00	.10	.50	.00	.00	.00
				Links 10+	.40	.00	.00	.00	.00	.00	.00	.00	.00	.00
39	2.20	(21, 8)	.00	2.20	.00	.20	1.10	.00	.00	.40	.30	.00	.00	.00
				Links 10+	.20	.00	.00	.00	.00	.00	.00	.00	.00	.00
40	2.20	(21, 8)	.00	2.20	.00	.10	1.10	.00	.00	.50	.30	.00	.00	.00
				Links 10+	.20	.00	.00	.00	.00	.00	.00	.00	.00	.00
41	2.10	(21, 8)	.00	2.10	.00	.10	1.10	.00	.00	.50	.20	.00	.10	.00
				Links 10+	.10	.00	.00	.00	.00	.00	.00	.00	.00	.00
42	2.10	(208,20)	.00	2.10	.00	.30	1.00	.00	.00	.30	.30	.00	.00	.00
				Links 10+	.20	.00	.00	.00	.00	.00	.00	.00	.00	.00
43	2.10	(21, 8)	.00	2.10	.00	.10	1.10	.00	.00	.50	.20	.00	.10	.00
				Links 10+	.10	.00	.00	.00	.00	.00	.00	.00	.00	.00

JOB: HSS FDR Air Quality Existing/35' Jets

RUN: FDR DRIVE BET E 67TH-75TH STS/35' JETS

LINK CONTRIBUTION TABLES

SECOND HIGHEST 1-HOUR AVERAGED LINK CONTRIBUTIONS
IN PARTS PER MILLION (PPM)
INCLUDING AMBIENT BACKGROUND CONCENTRATIONS.

Rcptr No.	Total Conc	Ending Day Hr	Ambient Backgnd	Total Link	Link +1	Link +2	Link +3	Link +4	Link +5	Link +6	Link +7	Link +8	Link +9	Link +10
44	2.00	(225, 7)	.00	2.00	.00	.20	1.00	.00	.00	.40	.30	.00	.00	.00
				Links 10+	.10	.00	.00	.00	.00	.00	.00	.00	.00	.00
45	2.10	(225, 7)	.00	2.10	.00	.20	1.10	.00	.00	.40	.30	.00	.00	.00
				Links 10+	.10	.00	.00	.00	.00	.00	.00	.00	.00	.00
46	2.00	(225, 7)	.00	2.00	.00	.20	1.10	.00	.00	.40	.20	.00	.00	.00
				Links 10+	.10	.00	.00	.00	.00	.00	.00	.00	.00	.00
47	2.00	(208,20)	.00	2.00	.00	.20	1.10	.00	.00	.40	.20	.00	.00	.00
				Links 10+	.10	.00	.00	.00	.00	.00	.00	.00	.00	.00
48	2.00	(21, 8)	.00	2.00	.00	.00	1.20	.00	.00	.60	.10	.00	.10	.00
				Links 10+	.00	.00	.00	.00	.00	.00	.00	.00	.00	.00
49	2.00	(208,20)	.00	2.00	.00	.20	1.10	.00	.00	.40	.20	.00	.00	.00
				Links 10+	.10	.00	.00	.00	.00	.00	.00	.00	.00	.00
50	2.00	(21, 8)	.00	2.00	.00	.00	1.20	.00	.00	.60	.10	.00	.10	.00
				Links 10+	.00	.00	.00	.00	.00	.00	.00	.00	.00	.00
51	2.00	(21, 8)	.00	2.00	.00	.00	1.20	.00	.00	.60	.10	.00	.10	.00
				Links 10+	.00	.00	.00	.00	.00	.00	.00	.00	.00	.00
52	2.00	(21, 8)	.00	2.00	.00	.00	1.20	.00	.00	.60	.10	.00	.10	.00
				Links 10+	.00	.00	.00	.00	.00	.00	.00	.00	.00	.00
53	2.00	(225, 7)	.00	2.00	.00	.10	1.10	.00	.00	.50	.20	.00	.10	.00
				Links 10+	.00	.00	.00	.00	.00	.00	.00	.00	.00	.00
54	1.90	(21, 8)	.00	1.90	.00	.00	1.20	.00	.00	.60	.00	.00	.10	.00
				Links 10+	.00	.00	.00	.00	.00	.00	.00	.00	.00	.00
55	1.90	(192,16)	.00	1.90	.00	.00	.60	.60	.50	.20	.00	.00	.00	.00
				Links 10+	.00	.00	.00	.00	.00	.00	.00	.00	.00	.00
56	1.90	(208,20)	.00	1.90	.00	.10	1.20	.00	.00	.40	.10	.00	.10	.00
				Links 10+	.00	.00	.00	.00	.00	.00	.00	.00	.00	.00
57	2.80	(11, 8)	.00	2.80	.80	.00	.00	.00	.00	.00	.00	.50	.00	.00
				Links 10+	.00	1.50	.00	.00	.00	.00	.00	.00	.00	.00
58	2.80	(352,17)	.00	2.80	.80	.00	.00	.00	.00	.00	.10	.50	.00	.00
				Links 10+	.00	1.40	.00	.00	.00	.00	.00	.00	.00	.00
59	2.80	(293,18)	.00	2.80	.90	.10	.00	.00	.00	.00	.30	.40	.00	.00
				Links 10+	.00	1.10	.00	.00	.00	.00	.00	.00	.00	.00
60	2.40	(252, 8)	.00	2.40	.90	.00	.00	.00	.00	.00	.20	.50	.00	.00
				Links 10+	.00	.80	.00	.00	.00	.00	.00	.00	.00	.00

JOB: HSS FDR Air Quality Existing/35' Jets

RUN: FDR DRIVE BET E 67TH-75TH STS/35' JETS

CALM DURATION FREQUENCY

Hours of Consecutive Calm Winds	Frequency of Occurrence	(Julian day/hour ending) of Significant Occurrences
1	95	(29, 7)(38,12)(47, 5)(51, 3)(52, 6)(59,23)(61, 4)(66,21)(73, 1)(75, 6) (78, 5)(83, 9)(88, 5)(90,19)(97, 8)(103, 2)(104,11)(106,14)(107, 9)(108, 4) (108, 8)(110, 2)(110,12)(110,16)(111,12)(114, 1)(114, 6)(116, 1)(119, 3)(121, 1) (125,11)(125,13)(129,23)(130, 1)(133, 3)(159, 1)(159, 4)(167,22)(168,22)(169, 5) (177,10)(180,16)(181, 2)(183,12)(192,17)(196, 8)(200,18)(212,16)(212,24)(213,24) (215,10)(215,24)(216, 2)(222,14)(225, 4)(225, 8)(231,12)(238, 5)(242,22)(247, 5) (249,13)(249,24)(250, 2)(250, 4)(250, 8)(251,24)(252, 7)(252,10)(253, 4)(254, 4) (260,15)(260,19)(260,24)(273, 1)(273, 4)(282, 2)(286,18)(290,15)(294, 1)(294, 3) (297,11)(297,22)(304,14)(304,19)(311,23)(323,11)(325, 2)(325,13)(328,21)(329, 9) (330,16)(331, 1)(344,11)(352,16)(356,13)
2	23	(38,15)(50,10)(50,14)(108,12)(117, 7)(152, 1)(167, 6)(170, 2)(179,22)(190,22) (199, 1)(213, 4)(238,11)(238,23)(246,10)(251, 8)(251,11)(252, 4)(273, 7)(329, 6) (339, 2)(343,13)(352,19)
3	8	(45, 9)(48, 1)(66,11)(130, 7)(150, 7)(239, 3)(352,13)(354, 5)
4	4	(97,13)(127,24)(177, 8)(256, 5)
5	2	(73,15)(262, 5)
7	1	(11, 1)
9	1	(169,18)
10	1	(170,20)
16	1	(299,11)

Program terminated normally

JOB: HSS FDR Air Quality Existing/35' Jets

RUN: FDR DRIVE BET E 67TH-75TH STS/35' JETS

General Information

Run start date: 1/ 1/ 3 Julian: 1
end date: 12/31/ 3 Julian: 365

A Tier 2 approach was used for input data preparation.

The MODE flag has been set to C for calculating CO averages.

Ambient background concentrations are included in the averages below.

Site & Meteorological Constants

VS = .0 CM/S VD = .0 CM/S Z0 = 175. CM ATIM = 60.

Met. Sfc. Sta. Id & Yr = 72503 2003
Upper Air Sta. Id & Yr = 94703 2003

CAUTION: The input years for the Run and Meteorological data differ. The respective values are: 3 and 2003.

Urban mixing heights were processed.

In 2003, Julian day 1 is a Wednesday.

The patterns from the input file have been assigned as follows:

Pattern # 1 is assigned to Monday.
Pattern # 1 is assigned to Tuesday.
Pattern # 1 is assigned to Wednesday.
Pattern # 1 is assigned to Thursday.
Pattern # 1 is assigned to Friday.
Pattern # 1 is assigned to Saturday.
Pattern # 1 is assigned to Sunday.

Link Data Constants - (Variable data in *.LNK file)

LINK DESCRIPTION	LINK COORDINATES (FT) X1	Y1	X2	Y2	LENGTH (FT)	BRG (DEG)	TYPE	H (FT)	W (FT)	NLANES
1. FDR N/B 67th-68th St	-132.0	-225.0	15.0	-10.0	260.	34.	AG	.0	36.0	
2. FDR N/B 68th-71st St	15.0	-10.0	438.0	608.0	749.	34.	AG	.0	36.0	
3. FDR N/B 71st-73rd St	438.0	608.0	773.0	1098.0	594.	34.	AG	.0	36.0	
4. FDR N/B 73rd-75th St	773.0	1098.0	1056.0	1625.0	598.	28.	AG	.0	36.0	
5. FDR S/B 75th-73rd St	743.0	1118.0	1026.0	1645.0	598.	28.	AG	.0	36.0	
6. FDR S/B 73rd-71st St	408.0	628.0	743.0	1118.0	594.	34.	AG	.0	36.0	

JOB: HSS FDR Air Quality Existing/35' Jets

RUN: FDR DRIVE BET E 67TH-75TH STS/35' JETS

Link Data Constants - (Variable data in *.LNK file)

	LINK DESCRIPTION	LINK COORDINATES (FT) X1	Y1	X2	Y2	LENGTH (FT)	BRG (DEG)	TYPE	H (FT)	W (FT)	NLANES
7.	FDR S/B 71st-68th St	-15.0	10.0	408.0	628.0	749.	34.	AG	.0	36.0	
8.	FDR S/B 68th-67th St	-162.0	-205.0	-15.0	10.0	260.	34.	AG	.0	36.0	
9.	FDR Service Rd 73-71	385.0	644.0	720.0	1134.0	594.	34.	AG	.0	32.0	
10.	FDR Service Rd 68-71	-38.0	26.0	385.0	644.0	749.	34.	AG	.0	32.0	
11.	FDR N/B 35' Jet 71St	438.0	608.0	458.0	637.0	35.	35.	AG	.0	32.0	
12.	FDR S/B 35' Jet 68St	-15.0	10.0	-35.0	-19.0	35.	215.	AG	.0	32.0	

Receptor Data

	RECEPTOR	COORDINATES (FT) X	Y	Z
1.	RECEPTOR 1	34.0	-23.0	6.0
2.	RECEPTOR 2	48.0	-4.0	6.0
3.	RECEPTOR 3	62.0	17.0	6.0
4.	RECEPTOR 4	75.0	37.0	6.0
5.	RECEPTOR 5	89.0	57.0	6.0
6.	RECEPTOR 6	103.0	77.0	6.0
7.	RECEPTOR 7	117.0	97.0	6.0
8.	RECEPTOR 8	130.0	117.0	6.0
9.	RECEPTOR 9	144.0	137.0	6.0
10.	RECEPTOR 10	158.0	158.0	6.0
11.	RECEPTOR 11	172.0	178.0	6.0
12.	RECEPTOR 12	186.0	198.0	6.0
13.	RECEPTOR 13	199.0	218.0	6.0
14.	RECEPTOR 14	213.0	238.0	6.0
15.	RECEPTOR 15	227.0	258.0	6.0
16.	RECEPTOR 16	241.0	278.0	6.0
17.	RECEPTOR 17	255.0	299.0	6.0
18.	RECEPTOR 18	268.0	319.0	6.0
19.	RECEPTOR 19	282.0	339.0	6.0
20.	RECEPTOR 20	296.0	359.0	6.0
21.	RECEPTOR 21	310.0	379.0	6.0
22.	RECEPTOR 22	323.0	399.0	6.0
23.	RECEPTOR 23	337.0	419.0	6.0
24.	RECEPTOR 24	351.0	440.0	6.0
25.	RECEPTOR 25	365.0	460.0	6.0
26.	RECEPTOR 26	379.0	480.0	6.0
27.	RECEPTOR 27	392.0	500.0	6.0
28.	RECEPTOR 28	406.0	520.0	6.0

JOB: HSS FDR Air Quality Existing/35' Jets

RUN: FDR DRIVE BET E 67TH-75TH STS/35' JETS

Receptor Data

RECEPTOR	COORDINATES (FT) X	Y	Z
29. RECEPTOR 29	420.0	540.0	6.0
30. RECEPTOR 30	434.0	561.0	6.0
31. RECEPTOR 31	447.0	581.0	6.0
32. RECEPTOR 32	461.0	601.0	6.0
33. RECEPTOR 33	475.0	621.0	6.0
34. RECEPTOR 34	489.0	641.0	6.0
35. RECEPTOR 35	503.0	661.0	6.0
36. RECEPTOR 36	516.0	681.0	6.0
37. RECEPTOR 37	530.0	702.0	6.0
38. RECEPTOR 38	544.0	722.0	6.0
39. RECEPTOR 39	558.0	742.0	6.0
40. RECEPTOR 40	571.0	762.0	6.0
41. RECEPTOR 41	585.0	782.0	6.0
42. RECEPTOR 42	599.0	802.0	6.0
43. RECEPTOR 43	613.0	822.0	6.0
44. RECEPTOR 44	627.0	843.0	6.0
45. RECEPTOR 45	640.0	863.0	6.0
46. RECEPTOR 46	654.0	883.0	6.0
47. RECEPTOR 47	668.0	903.0	6.0
48. RECEPTOR 48	682.0	923.0	6.0
49. RECEPTOR 49	696.0	943.0	6.0
50. RECEPTOR 50	709.0	964.0	6.0
51. RECEPTOR 51	723.0	984.0	6.0
52. RECEPTOR 52	737.0	1004.0	6.0
53. RECEPTOR 53	751.0	1024.0	6.0
54. RECEPTOR 54	764.0	1044.0	6.0
55. RECEPTOR 55	778.0	1064.0	6.0
56. RECEPTOR 56	792.0	1084.0	6.0
57. RECEPTOR 57	20.0	-44.0	6.0
58. RECEPTOR 58	6.0	-64.0	6.0
59. RECEPTOR 59	-7.0	-84.0	6.0
60. RECEPTOR 60	-21.0	-104.0	6.0

JOB: HSS FDR Air Quality Existing/35' Jets

RUN: FDR DRIVE BET E 67TH-75TH STS/35' JETS

Model Results

Remarks : In search of the wind direction corresponding to the maximum concentration, only the first direction, of the directions with the same maximum concentrations, is indicated as the maximum.

* MAXIMUM HOURLY CONCENTRATIONS WITH ANY AMBIENT BACKGROUND CONCENTRATIONS (BKG) ADDED
* (PPM)

	REC1	REC2	REC3	REC4	REC5	REC6	REC7	REC8	REC9	REC10
MAX+BKG	2.7	2.6	2.6	2.7	2.8	2.7	2.5	2.5	2.5	2.6
- BKG	.0	.0	.0	.0	.0	.0	.0	.0	.0	.0
MAX	2.7	2.6	2.6	2.7	2.8	2.7	2.5	2.5	2.5	2.6
WIND DIR	24	24	24	237	237	237	237	24	237	24
JULIAN	41	41	41	50	50	50	50	41	50	41
HOUR	18	18	18	8	8	8	8	18	8	18

	REC11	REC12	REC13	REC14	REC15	REC16	REC17	REC18	REC19	REC20
MAX+BKG	2.6	2.6	2.6	2.6	2.6	2.5	2.6	2.7	2.7	2.7
- BKG	.0	.0	.0	.0	.0	.0	.0	.0	.0	.0
MAX	2.6	2.6	2.6	2.6	2.6	2.5	2.6	2.7	2.7	2.7
WIND DIR	24	24	24	24	24	24	24	24	24	24
JULIAN	41	41	41	41	41	41	41	41	41	41
HOUR	18	18	18	18	18	18	18	18	18	18

	REC21	REC22	REC23	REC24	REC25	REC26	REC27	REC28	REC29	REC30
MAX+BKG	2.8	2.9	2.8	2.8	2.8	2.8	3.0	3.1	3.1	3.6
- BKG	.0	.0	.0	.0	.0	.0	.0	.0	.0	.0
MAX	2.8	2.9	2.8	2.8	2.8	2.8	3.0	3.1	3.1	3.6
WIND DIR	24	24	24	24	24	24	24	24	24	1
JULIAN	41	41	41	41	41	41	41	41	41	285
HOUR	18	18	18	18	18	18	18	18	18	21

	REC31	REC32	REC33	REC34	REC35	REC36	REC37	REC38	REC39	REC40
MAX+BKG	4.7	4.9	4.3	4.3	3.4	3.0	2.8	2.6	2.5	2.4
- BKG	.0	.0	.0	.0	.0	.0	.0	.0	.0	.0
MAX	4.7	4.9	4.3	4.3	3.4	3.0	2.8	2.6	2.5	2.4
WIND DIR	1	322	278	237	237	237	221	221	221	221
JULIAN	285	172	67	50	50	50	316	316	316	316
HOUR	21	16	7	8	8	8	17	17	17	17

JOB: HSS FDR Air Quality Existing/35' Jets

RUN: FDR DRIVE BET E 67TH-75TH STS/35' JETS

* MAXIMUM HOURLY CONCENTRATIONS WITH ANY AMBIENT BACKGROUND CONCENTRATIONS (BKG) ADDED
(PPM)

	REC41	REC42	REC43	REC44	REC45	REC46	REC47	REC48	REC49	REC50
MAX+BKG	2.3	2.2	2.1	2.2	2.2	2.1	2.1	2.0	2.0	2.1
- BKG	.0	.0	.0	.0	.0	.0	.0	.0	.0	.0
MAX	2.3	2.2	2.1	2.2	2.2	2.1	2.1	2.0	2.0	2.1
WIND DIR	233	221	24	221	237	237	24	237	24	24
JULIAN	29	316	41	316	50	50	41	50	41	41
HOUR	9	17	18	17	8	8	18	8	18	18

	REC51	REC52	REC53	REC54	REC55	REC56	REC57	REC58	REC59	REC60
MAX+BKG	2.1	2.2	2.2	2.2	2.2	2.2	2.9	2.8	3.3	3.1
- BKG	.0	.0	.0	.0	.0	.0	.0	.0	.0	.0
MAX	2.1	2.2	2.2	2.2	2.2	2.2	2.9	2.8	3.3	3.1
WIND DIR	1	221	221	1	1	221	322	348	1	1
JULIAN	285	316	316	285	285	316	172	285	285	285
HOUR	21	17	17	21	21	17	16	23	21	21

THE HIGHEST CONCENTRATION OF 4.90 PPM OCCURRED AT RECEPTOR REC32.

JOB: HSS FDR Air Quality Existing/35' Jets

RUN: FDR DRIVE BET E 67TH-75TH STS/35' JETS

Output Section

NOTES PERTAINING TO THE REPORT

1. THE HIGHEST AVERAGE IN EACH OF THE FIRST TWO COLUMNS OF EACH TABLE BELOW ARE SUFFIXED BY AN ASTERISK (*). FOR PM OUTPUT, THERE IS ONLY ONE COLUMN AND ASTERISK FOR THE ANNUAL AVERAGE/PERIOD OF CONCERN TABLE.

2. THE NUMBERS IN PARENTHESES ARE THE JULIAN DAY AND ENDING HOUR FOR THE PRECEDING AVERAGE.

3. THE NUMBER OF CALM HOURS USED IN PRODUCING EACH AVERAGE ARE PREFIXED BY A C.

PRIMARY AVERAGES.

MAXIMUM 8-HOUR RUNNING NONOVERLAPPING AVERAGE CONCENTRATIONS
IN PARTS PER MILLION (PPM),
INCLUDING AMBIENT BACKGROUND CONCENTRATIONS.

Receptor Number	Highest Conc	Highest Ending Day Hr	Highest Calm	Second highest Conc	Second highest Ending Day Hr	Second highest Calm
1	1.54	(250,24)	C 0	1.44	(285,24)	C 1
2	1.46	(285,24)	C 1	1.34	(338,24)	C 1
3	1.46	(285,24)	C 1	1.37	(338,24)	C 1
4	1.46	(285,24)	C 1	1.27	(338,24)	C 1
5	1.46	(285,24)	C 1	1.23	(50,12)	C 2
6	1.44	(285,24)	C 1	1.28	(50,12)	C 2
7	1.44	(285,24)	C 1	1.23	(50,12)	C 2
8	1.44	(285,24)	C 1	1.25	(50,12)	C 2
9	1.44	(285,24)	C 1	1.21	(316,17)	C 1
10	1.44	(285,24)	C 1	1.23	(129,23)	C 0
11	1.44	(285,24)	C 1	1.23	(129,23)	C 0
12	1.44	(285,24)	C 1	1.21	(316,17)	C 1
13	1.44	(285,24)	C 1	1.24	(316,17)	C 1
14	1.46	(285,24)	C 1	1.20	(316,17)	C 1
15	1.46	(285,24)	C 1	1.20	(139,22)	C 2
16	1.46	(285,24)	C 1	1.17	(50,12)	C 2
17	1.47	(285,24)	C 1	1.18	(50,12)	C 2
18	1.47	(285,24)	C 1	1.20	(316,17)	C 1
19	1.47	(285,24)	C 1	1.20	(316,17)	C 1
20	1.46	(285,24)	C 1	1.20	(316,17)	C 1
21	1.44	(285,24)	C 1	1.20	(316,17)	C 1
22	1.43	(285,24)	C 1	1.23	(50,12)	C 2
23	1.44	(285,24)	C 1	1.21	(316,17)	C 1
24	1.43	(285,24)	C 1	1.26	(316,17)	C 1

JOB: HSS FDR Air Quality Existing/35' Jets RUN: FDR DRIVE BET E 67TH-75TH STS/35' JETS

MAXIMUM 8-HOUR RUNNING NONOVERLAPPING AVERAGE CONCENTRATIONS
IN PARTS PER MILLION (PPM),
INCLUDING AMBIENT BACKGROUND CONCENTRATIONS.

Receptor Number	Highest Conc	Highest Ending Day Hr	Highest Calm	Second highest Conc	Second highest Ending Day Hr	Second highest Calm
25	1.43	(285,24)	C 1	1.26	(316,17)	C 1
26	1.40	(285,24)	C 1	1.24	(316,17)	C 1
27	1.46	(285,24)	C 1	1.26	(316,17)	C 1
28	1.49	(285,23)	C 1	1.24	(316,17)	C 1
29	1.59	(285,23)	C 1	1.34	(326, 1)	C 1
30	1.91	(285,23)	C 1	1.63	(326, 1)	C 1
31	2.76	(285,24)	C 1	2.20	(326, 1)	C 1
32	2.90*	(285,24)	C 1	2.37*	(49,19)	C 1
33	2.36	(316,17)	C 1	2.26	(247,16)	C 1
34	2.00	(50,12)	C 2	1.95	(130, 1)	C 0
35	1.63	(50,12)	C 2	1.59	(129,23)	C 0
36	1.47	(50,12)	C 2	1.42	(129,23)	C 0
37	1.32	(50,12)	C 2	1.30	(314,23)	C 0
38	1.25	(50,12)	C 2	1.21	(129,23)	C 0
39	1.22	(50,12)	C 2	1.19	(285,24)	C 1
40	1.20	(50,12)	C 2	1.19	(285,24)	C 1
41	1.19	(285,24)	C 1	1.15	(50,12)	C 2
42	1.17	(285,24)	C 1	1.13	(50,12)	C 2
43	1.14	(285,24)	C 1	1.10	(50,12)	C 2
44	1.16	(285,24)	C 1	1.12	(50,12)	C 2
45	1.17	(285,24)	C 1	1.12	(50,12)	C 2
46	1.17	(285,24)	C 1	1.07	(50,12)	C 2
47	1.16	(285,24)	C 1	1.06	(316,17)	C 1
48	1.17	(285,24)	C 1	1.04	(316,17)	C 1
49	1.17	(285,24)	C 1	1.02	(50,12)	C 2
50	1.20	(285,24)	C 1	1.05	(50,12)	C 2
51	1.16	(285,24)	C 1	1.04	(129,23)	C 0
52	1.16	(285,23)	C 1	1.04	(316,17)	C 1
53	1.19	(285,24)	C 1	1.04	(316,17)	C 1
54	1.20	(285,24)	C 1	1.04	(316,17)	C 1
55	1.24	(285,24)	C 1	1.04	(316,17)	C 1
56	1.19	(285,24)	C 1	1.01	(316,17)	C 1
57	1.53	(285,24)	C 1	1.47	(49,19)	C 1
58	1.83	(285,24)	C 1	1.39	(326, 1)	C 1
59	1.93	(285,24)	C 1	1.50	(326, 1)	C 1
60	1.76	(285,24)	C 1	1.36	(326, 1)	C 1

FIVE HIGHEST 1-HOUR END-TO-END AVERAGE CONCENTRATIONS IN PARTS PER MILLION
INCLUDING AMBIENT BACKGROUND CONCENTRATIONS.

Rcptr No.	Highest Conc	Highest Ending Day Hr	Highest Calm	Second Highest Conc	Second Highest Ending Day Hr	Second Highest Calm	Third Highest Conc	Third Highest Ending Day Hr	Third Highest Calm	Fourth Highest Conc	Fourth Highest Ending Day Hr	Fourth Highest Calm	Fifth Highest Conc	Fifth Highest Ending Day Hr	Fifth Highest Calm
1	2.70	(41,18)	C 0	2.50	(67, 7)	C 0	2.50	(285,21)	C 0	2.40	(177,17)	C 0	2.40	(228, 8)	C 0

JOB: HSS FDR Air Quality Existing/35' Jets RUN: FDR DRIVE BET E 67TH-75TH STS/35' JETS

FIVE HIGHEST 1-HOUR END-TO-END AVERAGE CONCENTRATIONS IN PARTS PER MILLION
INCLUDING AMBIENT BACKGROUND CONCENTRATIONS.

Rcptr	Highest			Second Highest			Third Highest			Fourth Highest			Fifth Highest		
		Ending			Ending			Ending			Ending			Ending	
No.	Conc	Day Hr	Calm	Conc	Day Hr	Calm	Conc	Day Hr	Calm	Conc	Day Hr	Calm	Conc	Day Hr	Calm
2	2.60	(41,18)	C 0	2.50	(285,21)	C 0	2.40	(67, 7)	C 0	2.20	(55,18)	C 0	2.20	(140, 7)	C 0
3	2.60	(41,18)	C 0	2.50	(50, 8)	C 0	2.50	(285,21)	C 0	2.50	(338,20)	C 0	2.30	(216,17)	C 0
4	2.70	(50, 8)	C 0	2.60	(41,18)	C 0	2.50	(76,19)	C 0	2.50	(285,21)	C 0	2.50	(338,20)	C 0
5	2.80	(50, 8)	C 0	2.60	(41,18)	C 0	2.50	(29, 9)	C 0	2.50	(76,19)	C 0	2.50	(285,21)	C 0
6	2.70	(50, 8)	C 0	2.60	(41,18)	C 0	2.50	(76,19)	C 0	2.50	(285,21)	C 0	2.30	(29, 9)	C 0
7	2.50	(50, 8)	C 0	2.50	(285,21)	C 0	2.40	(41,18)	C 0	2.40	(76,19)	C 0	2.30	(29, 9)	C 0
8	2.50	(41,18)	C 0	2.50	(50, 8)	C 0	2.50	(285,21)	C 0	2.40	(29, 9)	C 0	2.40	(76,19)	C 0
9	2.50	(50, 8)	C 0	2.50	(285,21)	C 0	2.40	(41,18)	C 0	2.30	(76,19)	C 0	2.20	(29, 9)	C 0
10	2.60	(41,18)	C 0	2.50	(50, 8)	C 0	2.50	(285,21)	C 0	2.40	(29, 9)	C 0	2.40	(76,19)	C 0
11	2.60	(41,18)	C 0	2.50	(50, 8)	C 0	2.50	(285,21)	C 0	2.40	(29, 9)	C 0	2.30	(76,19)	C 0
12	2.60	(41,18)	C 0	2.50	(285,21)	C 0	2.40	(50, 8)	C 0	2.30	(29, 9)	C 0	2.20	(316,17)	C 0
13	2.60	(41,18)	C 0	2.50	(285,21)	C 0	2.40	(50, 8)	C 0	2.30	(316,17)	C 0	2.30	(29, 9)	C 0
14	2.60	(41,18)	C 0	2.50	(285,21)	C 0	2.40	(50, 8)	C 0	2.30	(140, 7)	C 0	2.30	(29, 9)	C 0
15	2.60	(41,18)	C 0	2.50	(285,21)	C 0	2.40	(50, 8)	C 0	2.40	(76,19)	C 0	2.30	(140, 7)	C 0
16	2.50	(41,18)	C 0	2.50	(285,21)	C 0	2.50	(50, 8)	C 0	2.40	(76,19)	C 0	2.20	(140, 7)	C 0
17	2.60	(41,18)	C 0	2.60	(50, 8)	C 0	2.50	(285,21)	C 0	2.30	(140, 7)	C 0	2.20	(29, 9)	C 0
18	2.70	(41,18)	C 0	2.50	(285,21)	C 0	2.40	(29, 9)	C 0	2.40	(50, 8)	C 0	2.30	(140, 7)	C 0
19	2.70	(41,18)	C 0	2.50	(285,21)	C 0	2.50	(29, 9)	C 0	2.40	(50, 8)	C 0	2.30	(140, 7)	C 0
20	2.70	(41,18)	C 0	2.50	(285,21)	C 0	2.40	(29, 9)	C 0	2.40	(50, 8)	C 0	2.30	(140, 7)	C 0
21	2.80	(41,18)	C 0	2.40	(50, 8)	C 0	2.40	(285,21)	C 0	2.30	(140, 7)	C 0	2.30	(29, 9)	C 0
22	2.90	(41,18)	C 0	2.40	(50, 8)	C 0	2.40	(285,21)	C 0	2.30	(140, 7)	C 0	2.30	(29, 9)	C 0
23	2.80	(41,18)	C 0	2.50	(285,21)	C 0	2.40	(140, 7)	C 0	2.40	(50, 8)	C 0	2.30	(29, 9)	C 0
24	2.80	(41,18)	C 0	2.50	(285,21)	C 0	2.50	(316,17)	C 0	2.40	(50, 8)	C 0	2.30	(29, 9)	C 0
25	2.80	(41,18)	C 0	2.50	(316,17)	C 0	2.50	(285,21)	C 0	2.40	(50, 8)	C 0	2.40	(140, 7)	C 0
26	2.80	(41,18)	C 0	2.50	(285,21)	C 0	2.50	(316,17)	C 0	2.40	(140, 7)	C 0	2.40	(50, 8)	C 0
27	3.00	(41,18)	C 0	2.60	(285,21)	C 0	2.50	(316,17)	C 0	2.40	(140, 7)	C 0	2.40	(5,14)	C 0
28	3.10	(41,18)	C 0	2.60	(285,21)	C 0	2.50	(140, 7)	C 0	2.40	(5,14)	C 0	2.40	(316,17)	C 0
29	3.10	(41,18)	C 0	2.90	(285,21)	C 0	2.60	(140, 7)	C 0	2.60	(227,20)	C 0	2.50	(5,14)	C 0
30	3.60	(285,21)	C 0	3.40	(41,18)	C 0	2.90	(5,14)	C 0	2.90	(140, 7)	C 0	2.90	(362, 8)	C 0
31	4.70	(285,21)	C 0	3.80	(165, 9)	C 0	3.80	(280, 7)	C 0	3.80	(285,23)	C 0	3.80	(227,20)	C 0
32	4.90*	(172,16)	C 0	4.50*	(285,21)	C 0	4.30	(285,23)	C 0	4.00	(139,18)	C 0	4.00	(220,15)	C 0
33	4.30	(67, 7)	C 0	4.20	(50, 8)	C 0	4.10	(338,20)	C 0	4.00	(76,19)	C 0	3.90	(216,17)	C 0
34	4.30	(50, 8)	C 0	4.00	(76,19)	C 0	3.90	(29, 9)	C 0	3.70	(338,20)	C 0	3.60	(29,11)	C 0
35	3.40	(50, 8)	C 0	3.30	(29, 9)	C 0	3.20	(76,19)	C 0	3.10	(316,17)	C 0	3.00	(160,10)	C 0
36	3.00	(50, 8)	C 0	2.90	(29, 9)	C 0	2.90	(316,17)	C 0	2.80	(76,19)	C 0	2.70	(156,10)	C 0
37	2.80	(316,17)	C 0	2.50	(29, 9)	C 0	2.50	(50, 8)	C 0	2.50	(233, 7)	C 0	2.40	(76,19)	C 0
38	2.60	(316,17)	C 0	2.40	(50, 8)	C 0	2.40	(29, 9)	C 0	2.20	(76,19)	C 0	2.20	(233, 7)	C 0
39	2.50	(316,17)	C 0	2.20	(29, 9)	C 0	2.20	(50, 8)	C 0	2.20	(156,10)	C 0	2.20	(233, 7)	C 0
40	2.40	(316,17)	C 0	2.20	(29, 9)	C 0	2.20	(41,18)	C 0	2.20	(50, 8)	C 0	2.10	(76,19)	C 0
41	2.30	(29, 9)	C 0	2.30	(316,17)	C 0	2.10	(41,18)	C 0	2.10	(50, 8)	C 0	2.10	(76,19)	C 0
42	2.20	(316,17)	C 0	2.10	(29, 9)	C 0	2.10	(50, 8)	C 0	2.10	(76,19)	C 0	2.00	(41,18)	C 0

JOB: HSS FDR Air Quality Existing/35' Jets

RUN: FDR DRIVE BET E 67TH-75TH STS/35' JETS

FIVE HIGHEST 1-HOUR END-TO-END AVERAGE CONCENTRATIONS IN PARTS PER MILLION
INCLUDING AMBIENT BACKGROUND CONCENTRATIONS.

Rcptr	Highest			Second Highest			Third Highest			Fourth Highest			Fifth Highest		
No.	Conc	Ending Day Hr	Calm	Conc	Ending Day Hr	Calm	Conc	Ending Day Hr	Calm	Conc	Ending Day Hr	Calm	Conc	Ending Day Hr	Calm
43	2.10	(41,18)	C 0	2.10	(50, 8)	C 0	2.10	(316,17)	C 0	2.00	(29, 9)	C 0	2.00	(76,19)	C 0
44	2.20	(316,17)	C 0	2.20	(50, 8)	C 0	2.10	(41,18)	C 0	2.10	(29, 9)	C 0	2.00	(76,19)	C 0
45	2.20	(50, 8)	C 0	2.10	(29, 9)	C 0	2.10	(285,21)	C 0	2.10	(316,17)	C 0	2.00	(41,18)	C 0
46	2.10	(50, 8)	C 0	2.10	(285,21)	C 0	2.10	(316,17)	C 0	2.00	(29, 9)	C 0	2.00	(41,18)	C 0
47	2.10	(41,18)	C 0	2.10	(50, 8)	C 0	2.10	(316,17)	C 0	2.00	(29, 9)	C 0	2.00	(285,21)	C 0
48	2.00	(50, 8)	C 0	2.00	(285,21)	C 0	2.00	(316,17)	C 0	1.90	(29, 9)	C 0	1.90	(76,19)	C 0
49	2.00	(41,18)	C 0	2.00	(50, 8)	C 0	2.00	(285,21)	C 0	2.00	(316,17)	C 0	1.90	(29, 9)	C 0
50	2.10	(41,18)	C 0	2.10	(285,21)	C 0	2.10	(316,17)	C 0	2.00	(29, 9)	C 0	2.00	(50, 8)	C 0
51	2.10	(285,21)	C 0	2.10	(316,17)	C 0	2.00	(29, 9)	C 0	2.00	(41,18)	C 0	2.00	(50, 8)	C 0
52	2.20	(316,17)	C 0	2.10	(285,21)	C 0	2.10	(29, 9)	C 0	2.00	(41,18)	C 0	2.00	(50, 8)	C 0
53	2.20	(316,17)	C 0	2.10	(285,21)	C 0	2.10	(29, 9)	C 0	2.00	(50, 8)	C 0	1.90	(156,10)	C 0
54	2.20	(285,21)	C 0	2.20	(316,17)	C 0	2.00	(29, 9)	C 0	2.00	(41,18)	C 0	1.90	(50, 8)	C 0
55	2.20	(285,21)	C 0	2.20	(316,17)	C 0	2.00	(29, 9)	C 0	1.90	(50, 8)	C 0	1.80	(41,18)	C 0
56	2.20	(316,17)	C 0	2.10	(285,21)	C 0	2.00	(29, 9)	C 0	1.90	(50, 8)	C 0	1.80	(76,19)	C 0
57	2.90	(172,16)	C 0	2.70	(220,15)	C 0	2.60	(41,18)	C 0	2.50	(326,16)	C 0	2.50	(285,21)	C 0
58	2.80	(285,23)	C 0	2.80	(285,21)	C 0	2.70	(172,16)	C 0	2.60	(41,18)	C 0	2.40	(165, 9)	C 0
59	3.30	(285,21)	C 0	2.70	(285,23)	C 0	2.60	(227,20)	C 0	2.60	(41,18)	C 0	2.50	(280, 7)	C 0
60	3.10	(285,21)	C 0	2.80	(41,18)	C 0	2.40	(165, 9)	C 0	2.40	(227,20)	C 0	2.40	(285,20)	C 0

MAXIMUM 8-HOUR AVERAGED LINK CONTRIBUTIONS
IN PARTS PER MILLION (PPM)
INCLUDING AMBIENT BACKGROUND CONCENTRATIONS.

Rcptr No.	Total Conc	Ending Day Hr	Ambient Backgnd	Total Link		Link +1	Link +2	Link +3	Link +4	Link +5	Link +6	Link +7	Link +8	Link +9	Link +10
1	1.54	(250,24)	.00	1.54		.28	.21	.00	.00	.00	.00	.11	.21	.00	.00
				Links	10+	.00	.72	.00	.00	.00	.00	.00	.00	.00	.00
2	1.46	(285,24)	.00	1.46		.00	.91	.00	.00	.00	.00	.50	.00	.00	.04
				Links	10+	.00	.00	.00	.00	.00	.00	.00	.00	.00	.00
3	1.46	(285,24)	.00	1.46		.00	.91	.00	.00	.00	.00	.50	.00	.00	.04
				Links	10+	.00	.00	.00	.00	.00	.00	.00	.00	.00	.00
4	1.46	(285,24)	.00	1.46		.00	.91	.00	.00	.00	.00	.50	.00	.00	.04
				Links	10+	.00	.00	.00	.00	.00	.00	.00	.00	.00	.00
5	1.46	(285,24)	.00	1.46		.00	.91	.00	.00	.00	.00	.50	.00	.00	.04
				Links	10+	.00	.00	.00	.00	.00	.00	.00	.00	.00	.00
6	1.44	(285,24)	.00	1.44		.00	.91	.00	.00	.00	.00	.49	.00	.00	.04
				Links	10+	.00	.00	.00	.00	.00	.00	.00	.00	.00	.00
7	1.44	(285,24)	.00	1.44		.00	.91	.00	.00	.00	.00	.49	.00	.00	.04
				Links	10+	.00	.00	.00	.00	.00	.00	.00	.00	.00	.00

JOB: HSS FDR Air Quality Existing/35' Jets

RUN: FDR DRIVE BET E 67TH-75TH STS/35' JETS

LINK CONTRIBUTION TABLES

MAXIMUM 8-HOUR AVERAGED LINK CONTRIBUTIONS
IN PARTS PER MILLION (PPM)
INCLUDING AMBIENT BACKGROUND CONCENTRATIONS.

Rcptr No.	Total Conc	Ending Day Hr	Ambient Backgnd	Total Link	Link +1	Link +2	Link +3	Link +4	Link +5	Link +6	Link +7	Link +8	Link +9	Link +10
8	1.44	(285,24)	.00	1.44	.00	.91	.00	.00	.00	.00	.49	.00	.00	.04
			Links	10+	.00	.00	.00	.00	.00	.00	.00	.00	.00	.00
9	1.44	(285,24)	.00	1.44	.00	.91	.00	.00	.00	.00	.49	.00	.00	.04
			Links	10+	.00	.00	.00	.00	.00	.00	.00	.00	.00	.00
10	1.44	(285,24)	.00	1.44	.00	.91	.00	.00	.00	.00	.49	.00	.00	.04
			Links	10+	.00	.00	.00	.00	.00	.00	.00	.00	.00	.00
11	1.44	(285,24)	.00	1.44	.00	.91	.00	.00	.00	.00	.49	.00	.00	.04
			Links	10+	.00	.00	.00	.00	.00	.00	.00	.00	.00	.00
12	1.44	(285,24)	.00	1.44	.00	.91	.00	.00	.00	.00	.49	.00	.00	.04
			Links	10+	.00	.00	.00	.00	.00	.00	.00	.00	.00	.00
13	1.44	(285,24)	.00	1.44	.00	.91	.00	.00	.00	.00	.49	.00	.00	.04
			Links	10+	.00	.00	.00	.00	.00	.00	.00	.00	.00	.00
14	1.46	(285,24)	.00	1.46	.00	.91	.00	.00	.00	.01	.49	.00	.00	.04
			Links	10+	.00	.00	.00	.00	.00	.00	.00	.00	.00	.00
15	1.46	(285,24)	.00	1.46	.00	.91	.00	.00	.00	.01	.49	.00	.00	.04
			Links	10+	.00	.00	.00	.00	.00	.00	.00	.00	.00	.00
16	1.46	(285,24)	.00	1.46	.00	.91	.00	.00	.00	.01	.49	.00	.00	.04
			Links	10+	.00	.00	.00	.00	.00	.00	.00	.00	.00	.00
17	1.47	(285,24)	.00	1.47	.00	.91	.01	.00	.00	.01	.49	.00	.00	.04
			Links	10+	.00	.00	.00	.00	.00	.00	.00	.00	.00	.00
18	1.47	(285,24)	.00	1.47	.00	.91	.01	.00	.00	.01	.49	.00	.00	.04
			Links	10+	.00	.00	.00	.00	.00	.00	.00	.00	.00	.00
19	1.47	(285,24)	.00	1.47	.00	.91	.01	.00	.00	.01	.49	.00	.00	.04
			Links	10+	.00	.00	.00	.00	.00	.00	.00	.00	.00	.00
20	1.46	(285,24)	.00	1.46	.00	.90	.01	.00	.00	.01	.49	.00	.00	.04
			Links	10+	.00	.00	.00	.00	.00	.00	.00	.00	.00	.00
21	1.44	(285,24)	.00	1.44	.00	.90	.01	.00	.00	.01	.46	.00	.00	.04
			Links	10+	.01	.00	.00	.00	.00	.00	.00	.00	.00	.00
22	1.43	(285,24)	.00	1.43	.00	.90	.01	.00	.00	.01	.44	.00	.00	.04
			Links	10+	.01	.00	.00	.00	.00	.00	.00	.00	.00	.00
23	1.44	(285,24)	.00	1.44	.00	.90	.01	.00	.00	.03	.44	.00	.00	.04
			Links	10+	.01	.00	.00	.00	.00	.00	.00	.00	.00	.00
24	1.43	(285,24)	.00	1.43	.00	.90	.01	.00	.00	.03	.44	.00	.00	.03
			Links	10+	.01	.00	.00	.00	.00	.00	.00	.00	.00	.00
25	1.43	(285,24)	.00	1.43	.00	.89	.01	.00	.00	.04	.43	.00	.00	.03
			Links	10+	.03	.00	.00	.00	.00	.00	.00	.00	.00	.00
26	1.40	(285,24)	.00	1.40	.00	.86	.03	.00	.00	.07	.40	.00	.00	.01
			Links	10+	.03	.00	.00	.00	.00	.00	.00	.00	.00	.00

JOB: HSS FDR Air Quality Existing/35' Jets

RUN: FDR DRIVE BET E 67TH-75TH STS/35' JETS

LINK CONTRIBUTION TABLES

MAXIMUM 8-HOUR AVERAGED LINK CONTRIBUTIONS
IN PARTS PER MILLION (PPM)
INCLUDING AMBIENT BACKGROUND CONCENTRATIONS.

Rcptr No.	Total Conc	Ending Day Hr	Ambient Backgnd	Total Link	Link +1	Link +2	Link +3	Link +4	Link +5	Link +6	Link +7	Link +8	Link +9	Link +10
27	1.46	(285,24)	.00	1.46	.00	.86	.04	.00	.00	.09	.37	.00	.01	.01
				Links 10+	.07	.00	.00	.00	.00	.00	.00	.00	.00	.00
28	1.49	(285,23)	.00	1.49	.00	.81	.06	.00	.00	.16	.30	.00	.03	.00
				Links 10+	.13	.00	.00	.00	.00	.00	.00	.00	.00	.00
29	1.59	(285,23)	.00	1.59	.00	.76	.13	.00	.00	.20	.20	.00	.03	.00
				Links 10+	.27	.00	.00	.00	.00	.00	.00	.00	.00	.00
30	1.91	(285,23)	.00	1.91	.00	.61	.23	.00	.00	.31	.10	.00	.04	.00
				Links 10+	.61	.00	.00	.00	.00	.00	.00	.00	.00	.00
31	2.76	(285,24)	.00	2.76	.00	.31	.46	.00	.00	.37	.00	.00	.06	.00
				Links 10+	1.56	.00	.00	.00	.00	.00	.00	.00	.00	.00
32	2.90	(285,24)	.00	2.90	.00	.00	.73	.00	.00	.37	.00	.00	.06	.00
				Links 10+	1.74	.00	.00	.00	.00	.00	.00	.00	.00	.00
33	2.36	(316,17)	.00	2.36	.00	.44	.27	.00	.00	.07	.33	.00	.00	.00
				Links 10+	1.24	.00	.00	.00	.00	.00	.00	.00	.00	.00
34	2.00	(50,12)	.00	2.00	.00	.42	.30	.00	.00	.02	.38	.00	.00	.02
				Links 10+	.87	.00	.00	.00	.00	.00	.00	.00	.00	.00
35	1.63	(50,12)	.00	1.63	.00	.32	.40	.00	.00	.05	.30	.00	.00	.02
				Links 10+	.55	.00	.00	.00	.00	.00	.00	.00	.00	.00
36	1.47	(50,12)	.00	1.47	.00	.27	.45	.00	.00	.08	.27	.00	.00	.02
				Links 10+	.38	.00	.00	.00	.00	.00	.00	.00	.00	.00
37	1.32	(50,12)	.00	1.32	.00	.20	.48	.00	.00	.13	.23	.00	.00	.00
				Links 10+	.27	.00	.00	.00	.00	.00	.00	.00	.00	.00
38	1.25	(50,12)	.00	1.25	.00	.18	.50	.00	.00	.17	.22	.00	.00	.00
				Links 10+	.18	.00	.00	.00	.00	.00	.00	.00	.00	.00
39	1.22	(50,12)	.00	1.22	.00	.17	.52	.00	.00	.18	.20	.00	.00	.00
				Links 10+	.15	.00	.00	.00	.00	.00	.00	.00	.00	.00
40	1.20	(50,12)	.00	1.20	.00	.15	.53	.00	.00	.20	.18	.00	.00	.00
				Links 10+	.13	.00	.00	.00	.00	.00	.00	.00	.00	.00
41	1.19	(285,24)	.00	1.19	.00	.00	.73	.01	.01	.37	.00	.00	.06	.00
				Links 10+	.00	.00	.00	.00	.00	.00	.00	.00	.00	.00
42	1.17	(285,24)	.00	1.17	.00	.00	.71	.01	.01	.37	.00	.00	.06	.00
				Links 10+	.00	.00	.00	.00	.00	.00	.00	.00	.00	.00
43	1.14	(285,24)	.00	1.14	.00	.00	.70	.01	.01	.36	.00	.00	.06	.00
				Links 10+	.00	.00	.00	.00	.00	.00	.00	.00	.00	.00
44	1.16	(285,24)	.00	1.16	.00	.00	.71	.01	.01	.36	.00	.00	.06	.00
				Links 10+	.00	.00	.00	.00	.00	.00	.00	.00	.00	.00
45	1.17	(285,24)	.00	1.17	.00	.00	.71	.01	.03	.36	.00	.00	.06	.00
				Links 10+	.00	.00	.00	.00	.00	.00	.00	.00	.00	.00

JOB: HSS FDR Air Quality Existing/35' Jets

RUN: FDR DRIVE BET E 67TH-75TH STS/35' JETS

LINK CONTRIBUTION TABLES

MAXIMUM 8-HOUR AVERAGED LINK CONTRIBUTIONS
IN PARTS PER MILLION (PPM)
INCLUDING AMBIENT BACKGROUND CONCENTRATIONS.

Rcptr No.	Total Conc	Ending Day Hr	Ambient Backgnd	Total Link	Link +1	Link +2	Link +3	Link +4	Link +5	Link +6	Link +7	Link +8	Link +9	Link +10
46	1.17	(285,24)	.00	1.17	.00	.00	.71	.01	.03	.36	.00	.00	.06	.00
				Links 10+	.00	.00	.00	.00	.00	.00	.00	.00	.00	.00
47	1.16	(285,24)	.00	1.16	.00	.00	.70	.01	.03	.36	.00	.00	.06	.00
				Links 10+	.00	.00	.00	.00	.00	.00	.00	.00	.00	.00
48	1.17	(285,24)	.00	1.17	.00	.00	.70	.01	.04	.36	.00	.00	.06	.00
				Links 10+	.00	.00	.00	.00	.00	.00	.00	.00	.00	.00
49	1.17	(285,24)	.00	1.17	.00	.00	.70	.03	.06	.33	.00	.00	.06	.00
				Links 10+	.00	.00	.00	.00	.00	.00	.00	.00	.00	.00
50	1.20	(285,24)	.00	1.20	.00	.00	.70	.04	.07	.33	.00	.00	.06	.00
				Links 10+	.00	.00	.00	.00	.00	.00	.00	.00	.00	.00
51	1.16	(285,24)	.00	1.16	.00	.00	.69	.04	.11	.31	.00	.00	.00	.00
				Links 10+	.00	.00	.00	.00	.00	.00	.00	.00	.00	.00
52	1.16	(285,23)	.00	1.16	.00	.00	.66	.09	.17	.24	.00	.00	.00	.00
				Links 10+	.00	.00	.00	.00	.00	.00	.00	.00	.00	.00
53	1.19	(285,24)	.00	1.19	.00	.00	.64	.11	.23	.20	.00	.00	.00	.00
				Links 10+	.00	.00	.00	.00	.00	.00	.00	.00	.00	.00
54	1.20	(285,24)	.00	1.20	.00	.00	.56	.20	.33	.11	.00	.00	.00	.00
				Links 10+	.00	.00	.00	.00	.00	.00	.00	.00	.00	.00
55	1.24	(285,24)	.00	1.24	.00	.00	.37	.41	.44	.01	.00	.00	.00	.00
				Links 10+	.00	.00	.00	.00	.00	.00	.00	.00	.00	.00
56	1.19	(285,24)	.00	1.19	.00	.00	.01	.71	.46	.00	.00	.00	.00	.00
				Links 10+	.00	.00	.00	.00	.00	.00	.00	.00	.00	.00
57	1.53	(285,24)	.00	1.53	.37	.49	.00	.00	.00	.00	.46	.03	.00	.04
				Links 10+	.00	.14	.00	.00	.00	.00	.00	.00	.00	.00
58	1.83	(285,24)	.00	1.83	.56	.23	.00	.00	.00	.00	.34	.13	.00	.04
				Links 10+	.00	.53	.00	.00	.00	.00	.00	.00	.00	.00
59	1.93	(285,24)	.00	1.93	.64	.11	.00	.00	.00	.00	.23	.24	.00	.01
				Links 10+	.00	.69	.00	.00	.00	.00	.00	.00	.00	.00
60	1.76	(285,24)	.00	1.76	.67	.09	.00	.00	.00	.00	.00	.14	.30	.00	.01
				Links 10+	.00	.54	.00	.00	.00	.00	.00	.00	.00	.00	.00

JOB: HSS FDR Air Quality Existing/35' Jets

RUN: FDR DRIVE BET E 67TH-75TH STS/35' JETS

LINK CONTRIBUTION TABLES

SECOND HIGHEST 8-HOUR AVERAGED LINK CONTRIBUTIONS
IN PARTS PER MILLION (PPM)
INCLUDING AMBIENT BACKGROUND CONCENTRATIONS.

Rcptr No.	Total Conc	Ending Day Hr	Ambient Backgnd	Total Link	Link +1	Link +2	Link +3	Link +4	Link +5	Link +6	Link +7	Link +8	Link +9	Link +10
1	1.44	(285,24)	.00	1.44	.00	.90	.00	.00	.00	.00	.50	.00	.00	.04
				Links 10+	.00	.00	.00	.00	.00	.00	.00	.00	.00	.00
2	1.34	(338,24)	.00	1.34	.20	.43	.00	.00	.00	.00	.11	.21	.00	.00
				Links 10+	.00	.39	.00	.00	.00	.00	.00	.00	.00	.00
3	1.37	(338,24)	.00	1.37	.09	.59	.00	.00	.00	.00	.19	.16	.00	.00
				Links 10+	.00	.36	.00	.00	.00	.00	.00	.00	.00	.00
4	1.27	(338,24)	.00	1.27	.03	.64	.00	.00	.00	.00	.27	.09	.00	.00
				Links 10+	.00	.24	.00	.00	.00	.00	.00	.00	.00	.00
5	1.23	(50,12)	.00	1.23	.18	.53	.00	.00	.00	.00	.10	.18	.00	.00
				Links 10+	.00	.23	.00	.00	.00	.00	.00	.00	.00	.00
6	1.28	(50,12)	.00	1.28	.15	.62	.00	.00	.00	.00	.17	.15	.00	.00
				Links 10+	.00	.20	.00	.00	.00	.00	.00	.00	.00	.00
7	1.23	(50,12)	.00	1.23	.10	.62	.00	.00	.00	.00	.20	.15	.00	.00
				Links 10+	.00	.17	.00	.00	.00	.00	.00	.00	.00	.00
8	1.25	(50,12)	.00	1.25	.08	.67	.00	.00	.00	.00	.22	.13	.00	.00
				Links 10+	.00	.15	.00	.00	.00	.00	.00	.00	.00	.00
9	1.21	(316,17)	.00	1.21	.07	.70	.00	.00	.00	.00	.30	.07	.00	.00
				Links 10+	.00	.07	.00	.00	.00	.00	.00	.00	.00	.00
10	1.23	(129,23)	.00	1.23	.08	.71	.00	.00	.00	.00	.25	.09	.00	.01
				Links 10+	.00	.09	.00	.00	.00	.00	.00	.00	.00	.00
11	1.23	(129,23)	.00	1.23	.08	.73	.00	.00	.00	.00	.25	.09	.00	.01
				Links 10+	.00	.08	.00	.00	.00	.00	.00	.00	.00	.00
12	1.21	(316,17)	.00	1.21	.04	.73	.00	.00	.00	.00	.33	.06	.00	.00
				Links 10+	.00	.06	.00	.00	.00	.00	.00	.00	.00	.00
13	1.24	(316,17)	.00	1.24	.04	.74	.00	.00	.00	.00	.36	.06	.00	.00
				Links 10+	.00	.04	.00	.00	.00	.00	.00	.00	.00	.00
14	1.20	(316,17)	.00	1.20	.01	.74	.00	.00	.00	.00	.36	.04	.00	.00
				Links 10+	.00	.04	.00	.00	.00	.00	.00	.00	.00	.00
15	1.20	(139,22)	.00	1.20	.00	.77	.00	.00	.00	.00	.37	.03	.00	.00
				Links 10+	.00	.03	.00	.00	.00	.00	.00	.00	.00	.00
16	1.17	(50,12)	.00	1.17	.02	.75	.00	.00	.00	.00	.32	.03	.00	.02
				Links 10+	.00	.03	.00	.00	.00	.00	.00	.00	.00	.00
17	1.18	(50,12)	.00	1.18	.02	.75	.00	.00	.00	.00	.33	.03	.00	.02
				Links 10+	.00	.03	.00	.00	.00	.00	.00	.00	.00	.00
18	1.20	(316,17)	.00	1.20	.01	.76	.00	.00	.00	.00	.40	.01	.00	.00
				Links 10+	.00	.01	.00	.00	.00	.00	.00	.00	.00	.00
19	1.20	(316,17)	.00	1.20	.01	.76	.00	.00	.00	.00	.40	.01	.00	.00
				Links 10+	.00	.01	.00	.00	.00	.00	.00	.00	.00	.00

LINK CONTRIBUTION TABLES

SECOND HIGHEST 8-HOUR AVERAGED LINK CONTRIBUTIONS
IN PARTS PER MILLION (PPM)
INCLUDING AMBIENT BACKGROUND CONCENTRATIONS.

Rcptr No.	Total Conc	Ending Day Hr	Ambient Backgnd	Total Link	Link +1	Link +2	Link +3	Link +4	Link +5	Link +6	Link +7	Link +8	Link +9	Link +10
20	1.20	(316,17)	.00	1.20	.01	.76	.00	.00	.00	.00	.40	.01	.00	.00
				Links 10+	.00	.01	.00	.00	.00	.00	.00	.00	.00	.00
21	1.20	(316,17)	.00	1.20	.01	.76	.00	.00	.00	.00	.40	.01	.00	.00
				Links 10+	.00	.01	.00	.00	.00	.00	.00	.00	.00	.00
22	1.23	(50,12)	.00	1.23	.02	.78	.00	.00	.00	.00	.38	.02	.00	.02
				Links 10+	.00	.02	.00	.00	.00	.00	.00	.00	.00	.00
23	1.21	(316,17)	.00	1.21	.01	.77	.00	.00	.00	.00	.40	.01	.00	.00
				Links 10+	.00	.01	.00	.00	.00	.00	.00	.00	.00	.00
24	1.26	(316,17)	.00	1.26	.01	.80	.00	.00	.00	.00	.41	.01	.00	.00
				Links 10+	.00	.01	.00	.00	.00	.00	.00	.00	.00	.00
25	1.26	(316,17)	.00	1.26	.01	.80	.00	.00	.00	.00	.41	.01	.00	.00
				Links 10+	.00	.01	.00	.00	.00	.00	.00	.00	.00	.00
26	1.24	(316,17)	.00	1.24	.01	.79	.00	.00	.00	.00	.41	.01	.00	.00
				Links 10+	.00	.01	.00	.00	.00	.00	.00	.00	.00	.00
27	1.26	(316,17)	.00	1.26	.01	.80	.00	.00	.00	.00	.41	.01	.00	.00
				Links 10+	.00	.01	.00	.00	.00	.00	.00	.00	.00	.00
28	1.24	(316,17)	.00	1.24	.01	.80	.00	.00	.00	.00	.41	.01	.00	.00
				Links 10+	.00	.00	.00	.00	.00	.00	.00	.00	.00	.00
29	1.34	(326, 1)	.00	1.34	.00	.61	.11	.00	.00	.20	.14	.00	.01	.00
				Links 10+	.26	.00	.00	.00	.00	.00	.00	.00	.00	.00
30	1.63	(326, 1)	.00	1.63	.00	.50	.23	.00	.00	.27	.04	.00	.03	.00
				Links 10+	.56	.00	.00	.00	.00	.00	.00	.00	.00	.00
31	2.20	(326, 1)	.00	2.20	.00	.23	.41	.00	.00	.29	.00	.00	.03	.00
				Links 10+	1.24	.00	.00	.00	.00	.00	.00	.00	.00	.00
32	2.37	(49,19)	.00	2.37	.00	.03	.39	.00	.00	.23	.06	.00	.01	.00
				Links 10+	1.66	.00	.00	.00	.00	.00	.00	.00	.00	.00
33	2.26	(247,16)	.00	2.26	.00	.04	.44	.00	.00	.21	.09	.00	.01	.00
				Links 10+	1.46	.00	.00	.00	.00	.00	.00	.00	.00	.00
34	1.95	(130, 1)	.00	1.95	.00	.36	.32	.00	.00	.04	.31	.00	.00	.03
				Links 10+	.89	.00	.00	.00	.00	.00	.00	.00	.00	.00
35	1.59	(129,23)	.00	1.59	.00	.33	.39	.00	.00	.05	.28	.00	.00	.01
				Links 10+	.54	.00	.00	.00	.00	.00	.00	.00	.00	.00
36	1.42	(129,23)	.00	1.43	.00	.28	.45	.00	.00	.09	.26	.00	.00	.00
				Links 10+	.35	.00	.00	.00	.00	.00	.00	.00	.00	.00
37	1.30	(314,23)	.00	1.30	.00	.24	.46	.00	.00	.09	.24	.00	.00	.00
				Links 10+	.28	.00	.00	.00	.00	.00	.00	.00	.00	.00
38	1.21	(129,23)	.00	1.21	.00	.19	.51	.00	.00	.14	.19	.00	.00	.00
				Links 10+	.19	.00	.00	.00	.00	.00	.00	.00	.00	.00

JOB: HSS FDR Air Quality Existing/35' Jets

RUN: FDR DRIVE BET E 67TH-75TH STS/35' JETS

LINK CONTRIBUTION TABLES

SECOND HIGHEST 8-HOUR AVERAGED LINK CONTRIBUTIONS
IN PARTS PER MILLION (PPM)
INCLUDING AMBIENT BACKGROUND CONCENTRATIONS.

Rcptr No.	Total Conc	Ending Day Hr	Ambient Backgnd	Total Link	Link +1	Link +2	Link +3	Link +4	Link +5	Link +6	Link +7	Link +8	Link +9	Link +10
39	1.19	(285,24)	.00	1.19	.00	.00	.73	.01	.01	.37	.00	.00	.06	.00
			Links	10+	.00	.00	.00	.00	.00	.00	.00	.00	.00	.00
40	1.19	(285,24)	.00	1.19	.00	.00	.73	.01	.01	.37	.00	.00	.06	.00
			Links	10+	.00	.00	.00	.00	.00	.00	.00	.00	.00	.00
41	1.15	(50,12)	.00	1.15	.00	.13	.53	.00	.00	.23	.15	.00	.02	.00
			Links	10+	.08	.00	.00	.00	.00	.00	.00	.00	.00	.00
42	1.13	(50,12)	.00	1.13	.00	.12	.53	.00	.00	.23	.15	.00	.02	.00
			Links	10+	.08	.00	.00	.00	.00	.00	.00	.00	.00	.00
43	1.10	(50,12)	.00	1.10	.00	.10	.55	.00	.00	.23	.15	.00	.02	.00
			Links	10+	.05	.00	.00	.00	.00	.00	.00	.00	.00	.00
44	1.12	(50,12)	.00	1.12	.00	.08	.60	.00	.00	.25	.12	.00	.02	.00
			Links	10+	.05	.00	.00	.00	.00	.00	.00	.00	.00	.00
45	1.12	(50,12)	.00	1.12	.00	.08	.60	.00	.00	.25	.12	.00	.02	.00
			Links	10+	.05	.00	.00	.00	.00	.00	.00	.00	.00	.00
46	1.07	(50,12)	.00	1.07	.00	.08	.60	.00	.00	.25	.10	.00	.02	.00
			Links	10+	.02	.00	.00	.00	.00	.00	.00	.00	.00	.00
47	1.06	(316,17)	.00	1.06	.00	.07	.59	.00	.00	.29	.09	.00	.01	.00
			Links	10+	.01	.00	.00	.00	.00	.00	.00	.00	.00	.00
48	1.04	(316,17)	.00	1.04	.00	.06	.59	.00	.00	.30	.07	.00	.01	.00
			Links	10+	.01	.00	.00	.00	.00	.00	.00	.00	.00	.00
49	1.02	(50,12)	.00	1.02	.00	.03	.60	.00	.00	.27	.08	.00	.02	.00
			Links	10+	.02	.00	.00	.00	.00	.00	.00	.00	.00	.00
50	1.05	(50,12)	.00	1.05	.00	.03	.63	.00	.00	.28	.07	.00	.02	.00
			Links	10+	.02	.00	.00	.00	.00	.00	.00	.00	.00	.00
51	1.04	(129,23)	.00	1.04	.00	.06	.64	.00	.00	.25	.08	.00	.01	.00
			Links	10+	.00	.00	.00	.00	.00	.00	.00	.00	.00	.00
52	1.04	(316,17)	.00	1.04	.00	.04	.61	.00	.00	.30	.04	.00	.03	.00
			Links	10+	.01	.00	.00	.00	.00	.00	.00	.00	.00	.00
53	1.04	(316,17)	.00	1.04	.00	.04	.61	.00	.00	.30	.04	.00	.03	.00
			Links	10+	.01	.00	.00	.00	.00	.00	.00	.00	.00	.00
54	1.04	(316,17)	.00	1.04	.00	.04	.61	.00	.00	.30	.04	.00	.03	.00
			Links	10+	.01	.00	.00	.00	.00	.00	.00	.00	.00	.00
55	1.04	(316,17)	.00	1.04	.00	.04	.61	.00	.00	.30	.04	.00	.03	.00
			Links	10+	.01	.00	.00	.00	.00	.00	.00	.00	.00	.00
56	1.01	(316,17)	.00	1.01	.00	.03	.59	.01	.01	.29	.04	.00	.03	.00
			Links	10+	.01	.00	.00	.00	.00	.00	.00	.00	.00	.00
57	1.47	(49,19)	.00	1.47	.39	.06	.00	.00	.00	.00	.11	.21	.00	.00
			Links	10+	.00	.70	.00	.00	.00	.00	.00	.00	.00	.00

LINK CONTRIBUTION TABLES

SECOND HIGHEST 8-HOUR AVERAGED LINK CONTRIBUTIONS
IN PARTS PER MILLION (PPM)
INCLUDING AMBIENT BACKGROUND CONCENTRATIONS.

Rcptr No.	Total Conc	Ending Day Hr	Ambient Backgnd	Total Link	Link +1	Link +2	Link +3	Link +4	Link +5	Link +6	Link +7	Link +8	Link +9	Link +10
58	1.39	(326, 1)	.00	1.39	.44	.21	.00	.00	.00	.00	.29	.10	.00	.01
			Links	10+	.00	.33	.00	.00	.00	.00	.00	.00	.00	.00
59	1.50	(326, 1)	.00	1.50	.51	.13	.00	.00	.00	.00	.20	.16	.00	.01
			Links	10+	.00	.49	.00	.00	.00	.00	.00	.00	.00	.00
60	1.36	(326, 1)	.00	1.36	.53	.06	.00	.00	.00	.00	.14	.21	.00	.00
			Links	10+	.00	.41	.00	.00	.00	.00	.00	.00	.00	.00

MAXIMUM 1-HOUR AVERAGED LINK CONTRIBUTIONS
IN PARTS PER MILLION (PPM)
INCLUDING AMBIENT BACKGROUND CONCENTRATIONS.

Rcptr No.	Total Conc	Ending Day Hr	Ambient Backgnd	Total Link	Link +1	Link +2	Link +3	Link +4	Link +5	Link +6	Link +7	Link +8	Link +9	Link +10
1	2.70	(41,18)	.00	2.70	.00	1.70	.10	.00	.00	.10	.70	.00	.00	.10
			Links	10+	.00	.00	.00	.00	.00	.00	.00	.00	.00	.00
2	2.60	(41,18)	.00	2.60	.00	1.70	.10	.00	.00	.10	.70	.00	.00	.00
			Links	10+	.00	.00	.00	.00	.00	.00	.00	.00	.00	.00
3	2.60	(41,18)	.00	2.60	.00	1.70	.10	.00	.00	.10	.70	.00	.00	.00
			Links	10+	.00	.00	.00	.00	.00	.00	.00	.00	.00	.00
4	2.70	(50, 8)	.00	2.70	.40	1.10	.00	.00	.00	.00	.10	.50	.00	.00
			Links	10+	.00	.60	.00	.00	.00	.00	.00	.00	.00	.00
5	2.80	(50, 8)	.00	2.80	.30	1.20	.00	.00	.00	.00	.30	.40	.00	.00
			Links	10+	.00	.60	.00	.00	.00	.00	.00	.00	.00	.00
6	2.70	(50, 8)	.00	2.70	.20	1.30	.00	.00	.00	.00	.40	.30	.00	.00
			Links	10+	.00	.50	.00	.00	.00	.00	.00	.00	.00	.00
7	2.50	(50, 8)	.00	2.50	.10	1.30	.00	.00	.00	.00	.40	.30	.00	.00
			Links	10+	.00	.40	.00	.00	.00	.00	.00	.00	.00	.00
8	2.50	(41,18)	.00	2.50	.00	1.70	.10	.00	.00	.10	.60	.00	.00	.00
			Links	10+	.00	.00	.00	.00	.00	.00	.00	.00	.00	.00
9	2.50	(50, 8)	.00	2.50	.10	1.40	.00	.00	.00	.00	.60	.20	.00	.00
			Links	10+	.00	.20	.00	.00	.00	.00	.00	.00	.00	.00
10	2.60	(41,18)	.00	2.60	.00	1.70	.10	.00	.10	.10	.60	.00	.00	.00
			Links	10+	.00	.00	.00	.00	.00	.00	.00	.00	.00	.00
11	2.60	(41,18)	.00	2.60	.00	1.60	.10	.00	.10	.10	.60	.00	.00	.00
			Links	10+	.10	.00	.00	.00	.00	.00	.00	.00	.00	.00
12	2.60	(41,18)	.00	2.60	.00	1.60	.10	.00	.10	.10	.60	.00	.00	.00
			Links	10+	.10	.00	.00	.00	.00	.00	.00	.00	.00	.00

JOB: HSS FDR Air Quality Existing/35' Jets

RUN: FDR DRIVE BET E 67TH-75TH STS/35' JETS

LINK CONTRIBUTION TABLES

MAXIMUM 1-HOUR AVERAGED LINK CONTRIBUTIONS
IN PARTS PER MILLION (PPM)
INCLUDING AMBIENT BACKGROUND CONCENTRATIONS.

Rcptr No.	Total Conc	Ending Day Hr	Ambient Backgnd	Total Link	Link +1	Link +2	Link +3	Link +4	Link +5	Link +6	Link +7	Link +8	Link +9	Link +10
13	2.60	(41,18)	.00	2.60	.00	1.60	.10	.00	.10	.10	.60	.00	.00	.00
				Links 10+	.10	.00	.00	.00	.00	.00	.00	.00	.00	.00
14	2.60	(41,18)	.00	2.60	.00	1.60	.10	.00	.10	.10	.60	.00	.00	.00
				Links 10+	.10	.00	.00	.00	.00	.00	.00	.00	.00	.00
15	2.60	(41,18)	.00	2.60	.00	1.60	.10	.00	.10	.20	.50	.00	.00	.00
				Links 10+	.10	.00	.00	.00	.00	.00	.00	.00	.00	.00
16	2.50	(41,18)	.00	2.50	.00	1.50	.10	.00	.10	.20	.50	.00	.00	.00
				Links 10+	.10	.00	.00	.00	.00	.00	.00	.00	.00	.00
17	2.60	(41,18)	.00	2.60	.00	1.50	.20	.00	.10	.20	.50	.00	.00	.00
				Links 10+	.10	.00	.00	.00	.00	.00	.00	.00	.00	.00
18	2.70	(41,18)	.00	2.70	.00	1.50	.20	.10	.10	.20	.50	.00	.00	.00
				Links 10+	.10	.00	.00	.00	.00	.00	.00	.00	.00	.00
19	2.70	(41,18)	.00	2.70	.00	1.50	.20	.10	.10	.20	.50	.00	.00	.00
				Links 10+	.10	.00	.00	.00	.00	.00	.00	.00	.00	.00
20	2.70	(41,18)	.00	2.70	.00	1.50	.20	.10	.10	.20	.40	.00	.10	.00
				Links 10+	.10	.00	.00	.00	.00	.00	.00	.00	.00	.00
21	2.80	(41,18)	.00	2.80	.00	1.40	.20	.10	.10	.30	.40	.00	.10	.00
				Links 10+	.20	.00	.00	.00	.00	.00	.00	.00	.00	.00
22	2.90	(41,18)	.00	2.90	.00	1.40	.30	.10	.10	.30	.40	.00	.10	.00
				Links 10+	.20	.00	.00	.00	.00	.00	.00	.00	.00	.00
23	2.80	(41,18)	.00	2.80	.00	1.40	.30	.10	.10	.30	.30	.00	.10	.00
				Links 10+	.20	.00	.00	.00	.00	.00	.00	.00	.00	.00
24	2.80	(41,18)	.00	2.80	.00	1.30	.30	.10	.10	.30	.30	.00	.10	.00
				Links 10+	.30	.00	.00	.00	.00	.00	.00	.00	.00	.00
25	2.80	(41,18)	.00	2.80	.00	1.20	.40	.10	.10	.40	.20	.00	.10	.00
				Links 10+	.30	.00	.00	.00	.00	.00	.00	.00	.00	.00
26	2.80	(41,18)	.00	2.80	.00	1.10	.40	.10	.10	.40	.20	.00	.10	.00
				Links 10+	.40	.00	.00	.00	.00	.00	.00	.00	.00	.00
27	3.00	(41,18)	.00	3.00	.00	1.10	.50	.10	.10	.50	.10	.00	.10	.00
				Links 10+	.50	.00	.00	.00	.00	.00	.00	.00	.00	.00
28	3.10	(41,18)	.00	3.10	.00	.90	.60	.10	.10	.50	.10	.00	.10	.00
				Links 10+	.70	.00	.00	.00	.00	.00	.00	.00	.00	.00
29	3.10	(41,18)	.00	3.10	.00	.70	.70	.10	.10	.50	.00	.00	.10	.00
				Links 10+	.90	.00	.00	.00	.00	.00	.00	.00	.00	.00
30	3.60	(285,21)	.00	3.60	.00	1.00	.50	.00	.00	.60	.10	.00	.10	.00
				Links 10+	1.30	.00	.00	.00	.00	.00	.00	.00	.00	.00
31	4.70	(285,21)	.00	4.70	.00	.40	.90	.00	.00	.60	.00	.00	.10	.00
				Links 10+	2.70	.00	.00	.00	.00	.00	.00	.00	.00	.00

JOB: HSS FDR Air Quality Existing/35' Jets

RUN: FDR DRIVE BET E 67TH-75TH STS/35' JETS

LINK CONTRIBUTION TABLES

MAXIMUM 1-HOUR AVERAGED LINK CONTRIBUTIONS
IN PARTS PER MILLION (PPM)
INCLUDING AMBIENT BACKGROUND CONCENTRATIONS.

Rcptr No.	Total Conc	Ending Day Hr	Ambient Backgnd	Total Link	Link +1	Link +2	Link +3	Link +4	Link +5	Link +6	Link +7	Link +8	Link +9	Link +10
32	4.90	(172,16)	.00	4.90	.00	.00	.80	.00	.00	.50	.00	.00	.10	.00
				Links 10+	3.50	.00	.00	.00	.00	.00	.00	.00	.00	.00
33	4.30	(67, 7)	.00	4.30	.00	.10	.60	.00	.00	.30	.30	.00	.00	.00
				Links 10+	3.00	.00	.00	.00	.00	.00	.00	.00	.00	.00
34	4.30	(50, 8)	.00	4.30	.00	.70	.70	.00	.00	.00	.80	.00	.00	.10
				Links 10+	2.00	.00	.00	.00	.00	.00	.00	.00	.00	.00
35	3.40	(50, 8)	.00	3.40	.00	.50	.80	.00	.00	.10	.60	.00	.00	.10
				Links 10+	1.30	.00	.00	.00	.00	.00	.00	.00	.00	.00
36	3.00	(50, 8)	.00	3.00	.00	.40	1.00	.00	.00	.20	.50	.00	.00	.10
				Links 10+	.80	.00	.00	.00	.00	.00	.00	.00	.00	.00
37	2.80	(316,17)	.00	2.80	.00	.70	.80	.00	.00	.10	.60	.00	.00	.00
				Links 10+	.60	.00	.00	.00	.00	.00	.00	.00	.00	.00
38	2.60	(316,17)	.00	2.60	.00	.60	.90	.00	.00	.10	.50	.00	.00	.00
				Links 10+	.50	.00	.00	.00	.00	.00	.00	.00	.00	.00
39	2.50	(316,17)	.00	2.50	.00	.50	.90	.00	.00	.20	.50	.00	.00	.00
				Links 10+	.40	.00	.00	.00	.00	.00	.00	.00	.00	.00
40	2.40	(316,17)	.00	2.40	.00	.50	1.00	.00	.00	.20	.40	.00	.00	.00
				Links 10+	.30	.00	.00	.00	.00	.00	.00	.00	.00	.00
41	2.30	(29, 9)	.00	2.30	.00	.20	1.10	.00	.00	.40	.30	.00	.10	.00
				Links 10+	.20	.00	.00	.00	.00	.00	.00	.00	.00	.00
42	2.20	(316,17)	.00	2.20	.00	.40	1.00	.00	.00	.20	.40	.00	.00	.00
				Links 10+	.20	.00	.00	.00	.00	.00	.00	.00	.00	.00
43	2.10	(41,18)	.00	2.10	.00	.00	1.20	.20	.30	.40	.00	.00	.00	.00
				Links 10+	.00	.00	.00	.00	.00	.00	.00	.00	.00	.00
44	2.20	(316,17)	.00	2.20	.00	.30	1.10	.00	.00	.30	.30	.00	.00	.00
				Links 10+	.20	.00	.00	.00	.00	.00	.00	.00	.00	.00
45	2.20	(50, 8)	.00	2.20	.00	.10	1.20	.00	.00	.60	.10	.00	.10	.00
				Links 10+	.10	.00	.00	.00	.00	.00	.00	.00	.00	.00
46	2.10	(50, 8)	.00	2.10	.00	.10	1.20	.00	.00	.60	.10	.00	.10	.00
				Links 10+	.00	.00	.00	.00	.00	.00	.00	.00	.00	.00
47	2.10	(41,18)	.00	2.10	.00	.00	1.10	.30	.40	.30	.00	.00	.00	.00
				Links 10+	.00	.00	.00	.00	.00	.00	.00	.00	.00	.00
48	2.00	(50, 8)	.00	2.00	.00	.00	1.20	.00	.00	.60	.10	.00	.10	.00
				Links 10+	.00	.00	.00	.00	.00	.00	.00	.00	.00	.00
49	2.00	(41,18)	.00	2.00	.00	.00	1.00	.40	.40	.20	.00	.00	.00	.00
				Links 10+	.00	.00	.00	.00	.00	.00	.00	.00	.00	.00
50	2.10	(41,18)	.00	2.10	.00	.00	1.00	.40	.50	.20	.00	.00	.00	.00
				Links 10+	.00	.00	.00	.00	.00	.00	.00	.00	.00	.00

JOB: HSS FDR Air Quality Existing/35' Jets

RUN: FDR DRIVE BET E 67TH-75TH STS/35' JETS

LINK CONTRIBUTION TABLES

MAXIMUM 1-HOUR AVERAGED LINK CONTRIBUTIONS
IN PARTS PER MILLION (PPM)
INCLUDING AMBIENT BACKGROUND CONCENTRATIONS.

Rcptr No.	Total Conc	Ending Day Hr	Ambient Backgnd	Total Link	Link +1	Link +2	Link +3	Link +4	Link +5	Link +6	Link +7	Link +8	Link +9	Link +10
51	2.10	(285,21)	.00	2.10	.00	.00	1.20	.10	.30	.50	.00	.00	.00	.00
				Links 10+	.00	.00	.00	.00	.00	.00	.00	.00	.00	.00
52	2.20	(316,17)	.00	2.20	.00	.20	1.20	.00	.00	.40	.20	.00	.10	.00
				Links 10+	.10	.00	.00	.00	.00	.00	.00	.00	.00	.00
53	2.20	(316,17)	.00	2.20	.00	.20	1.20	.00	.00	.40	.20	.00	.10	.00
				Links 10+	.10	.00	.00	.00	.00	.00	.00	.00	.00	.00
54	2.20	(285,21)	.00	2.20	.00	.00	.90	.50	.70	.10	.00	.00	.00	.00
				Links 10+	.00	.00	.00	.00	.00	.00	.00	.00	.00	.00
55	2.20	(285,21)	.00	2.20	.00	.00	.50	.90	.80	.00	.00	.00	.00	.00
				Links 10+	.00	.00	.00	.00	.00	.00	.00	.00	.00	.00
56	2.20	(316,17)	.00	2.20	.00	.20	1.20	.00	.00	.40	.20	.00	.10	.00
				Links 10+	.10	.00	.00	.00	.00	.00	.00	.00	.00	.00
57	2.90	(172,16)	.00	2.90	.80	.10	.00	.00	.00	.00	.20	.30	.00	.00
				Links 10+	.00	1.50	.00	.00	.00	.00	.00	.00	.00	.00
58	2.80	(285,23)	.00	2.80	.80	.20	.00	.00	.00	.00	.40	.30	.00	.10
				Links 10+	.00	1.00	.00	.00	.00	.00	.00	.00	.00	.00
59	3.30	(285,21)	.00	3.30	1.10	.30	.00	.00	.00	.00	.50	.30	.00	.10
				Links 10+	.00	1.00	.00	.00	.00	.00	.00	.00	.00	.00
60	3.10	(285,21)	.00	3.10	1.10	.20	.00	.00	.00	.00	.30	.40	.00	.10
				Links 10+	.00	1.00	.00	.00	.00	.00	.00	.00	.00	.00

SECOND HIGHEST 1-HOUR AVERAGED LINK CONTRIBUTIONS
IN PARTS PER MILLION (PPM)
INCLUDING AMBIENT BACKGROUND CONCENTRATIONS.

Rcptr No.	Total Conc	Ending Day Hr	Ambient Backgnd	Total Link	Link +1	Link +2	Link +3	Link +4	Link +5	Link +6	Link +7	Link +8	Link +9	Link +10
1	2.50	(67, 7)	.00	2.50	.60	.10	.00	.00	.00	.00	.00	.50	.00	.00
				Links 10+	.00	1.30	.00	.00	.00	.00	.00	.00	.00	.00
2	2.50	(285,21)	.00	2.50	.00	1.60	.00	.00	.00	.00	.80	.00	.00	.10
				Links 10+	.00	.00	.00	.00	.00	.00	.00	.00	.00	.00
3	2.50	(50, 8)	.00	2.50	.60	.80	.00	.00	.00	.00	.00	.60	.00	.00
				Links 10+	.00	.50	.00	.00	.00	.00	.00	.00	.00	.00
4	2.60	(41,18)	.00	2.60	.00	1.70	.10	.00	.00	.10	.70	.00	.00	.00
				Links 10+	.00	.00	.00	.00	.00	.00	.00	.00	.00	.00
5	2.60	(41,18)	.00	2.60	.00	1.70	.10	.00	.00	.10	.70	.00	.00	.00
				Links 10+	.00	.00	.00	.00	.00	.00	.00	.00	.00	.00

JOB: HSS FDR Air Quality Existing/35' Jets

RUN: FDR DRIVE BET E 67TH-75TH STS/35' JETS

LINK CONTRIBUTION TABLES

SECOND HIGHEST 1-HOUR AVERAGED LINK CONTRIBUTIONS
IN PARTS PER MILLION (PPM)
INCLUDING AMBIENT BACKGROUND CONCENTRATIONS.

Rcptr No.	Total Conc	Ending Day Hr	Ambient Backgnd	Total Link	Link +1	Link +2	Link +3	Link +4	Link +5	Link +6	Link +7	Link +8	Link +9	Link +10
6	2.60	(41,18)	.00	2.60	.00	1.70	.10	.00	.00	.10	.70	.00	.00	.00
				Links 10+	.00	.00	.00	.00	.00	.00	.00	.00	.00	.00
7	2.50	(285,21)	.00	2.50	.00	1.60	.00	.00	.00	.00	.80	.00	.00	.10
				Links 10+	.00	.00	.00	.00	.00	.00	.00	.00	.00	.00
8	2.50	(50, 8)	.00	2.50	.10	1.40	.00	.00	.00	.00	.50	.20	.00	.00
				Links 10+	.00	.30	.00	.00	.00	.00	.00	.00	.00	.00
9	2.50	(285,21)	.00	2.50	.00	1.60	.00	.00	.00	.00	.80	.00	.00	.10
				Links 10+	.00	.00	.00	.00	.00	.00	.00	.00	.00	.00
10	2.50	(50, 8)	.00	2.50	.10	1.40	.00	.00	.00	.00	.60	.20	.00	.00
				Links 10+	.00	.20	.00	.00	.00	.00	.00	.00	.00	.00
11	2.50	(50, 8)	.00	2.50	.10	1.40	.00	.00	.00	.00	.70	.10	.00	.00
				Links 10+	.00	.20	.00	.00	.00	.00	.00	.00	.00	.00
12	2.50	(285,21)	.00	2.50	.00	1.60	.00	.00	.00	.00	.80	.00	.00	.10
				Links 10+	.00	.00	.00	.00	.00	.00	.00	.00	.00	.00
13	2.50	(285,21)	.00	2.50	.00	1.60	.00	.00	.00	.00	.80	.00	.00	.10
				Links 10+	.00	.00	.00	.00	.00	.00	.00	.00	.00	.00
14	2.50	(285,21)	.00	2.50	.00	1.60	.00	.00	.00	.00	.80	.00	.00	.10
				Links 10+	.00	.00	.00	.00	.00	.00	.00	.00	.00	.00
15	2.50	(285,21)	.00	2.50	.00	1.60	.00	.00	.00	.00	.80	.00	.00	.10
				Links 10+	.00	.00	.00	.00	.00	.00	.00	.00	.00	.00
16	2.50	(285,21)	.00	2.50	.00	1.60	.00	.00	.00	.00	.80	.00	.00	.10
				Links 10+	.00	.00	.00	.00	.00	.00	.00	.00	.00	.00
17	2.60	(50, 8)	.00	2.60	.00	1.50	.00	.00	.00	.00	.80	.10	.00	.10
				Links 10+	.00	.10	.00	.00	.00	.00	.00	.00	.00	.00
18	2.50	(285,21)	.00	2.50	.00	1.60	.00	.00	.00	.00	.80	.00	.00	.10
				Links 10+	.00	.00	.00	.00	.00	.00	.00	.00	.00	.00
19	2.50	(285,21)	.00	2.50	.00	1.60	.00	.00	.00	.00	.80	.00	.00	.10
				Links 10+	.00	.00	.00	.00	.00	.00	.00	.00	.00	.00
20	2.50	(285,21)	.00	2.50	.00	1.60	.00	.00	.00	.00	.80	.00	.00	.10
				Links 10+	.00	.00	.00	.00	.00	.00	.00	.00	.00	.00
21	2.40	(50, 8)	.00	2.40	.00	1.50	.00	.00	.00	.00	.80	.00	.00	.10
				Links 10+	.00	.00	.00	.00	.00	.00	.00	.00	.00	.00
22	2.40	(50, 8)	.00	2.40	.00	1.50	.00	.00	.00	.00	.80	.00	.00	.10
				Links 10+	.00	.00	.00	.00	.00	.00	.00	.00	.00	.00
23	2.50	(285,21)	.00	2.50	.00	1.60	.00	.00	.00	.10	.70	.00	.00	.10
				Links 10+	.00	.00	.00	.00	.00	.00	.00	.00	.00	.00
24	2.50	(285,21)	.00	2.50	.00	1.60	.00	.00	.00	.10	.70	.00	.00	.10
				Links 10+	.00	.00	.00	.00	.00	.00	.00	.00	.00	.00

JOB: HSS FDR Air Quality Existing/35' Jets

RUN: FDR DRIVE BET E 67TH-75TH STS/35' JETS

LINK CONTRIBUTION TABLES

SECOND HIGHEST 1-HOUR AVERAGED LINK CONTRIBUTIONS
IN PARTS PER MILLION (PPM)
INCLUDING AMBIENT BACKGROUND CONCENTRATIONS.

Rcptr No.	Total Conc	Ending Day Hr	Ambient Backgnd	Total Link	Link +1	Link +2	Link +3	Link +4	Link +5	Link +6	Link +7	Link +8	Link +9	Link +10
25	2.50	(316,17)	.00	2.50	.10	1.60	.00	.00	.00	.00	.60	.10	.00	.00
				Links 10+	.00	.10	.00	.00	.00	.00	.00	.00	.00	.00
26	2.50	(285,21)	.00	2.50	.00	1.50	.10	.00	.00	.20	.60	.00	.00	.00
				Links 10+	.10	.00	.00	.00	.00	.00	.00	.00	.00	.00
27	2.60	(285,21)	.00	2.60	.00	1.50	.10	.00	.00	.20	.50	.00	.10	.00
				Links 10+	.20	.00	.00	.00	.00	.00	.00	.00	.00	.00
28	2.60	(285,21)	.00	2.60	.00	1.40	.10	.00	.00	.30	.40	.00	.10	.00
				Links 10+	.30	.00	.00	.00	.00	.00	.00	.00	.00	.00
29	2.90	(285,21)	.00	2.90	.00	1.30	.30	.00	.00	.40	.20	.00	.10	.00
				Links 10+	.60	.00	.00	.00	.00	.00	.00	.00	.00	.00
30	3.40	(41,18)	.00	3.40	.00	.50	.90	.10	.10	.50	.00	.00	.10	.00
				Links 10+	1.20	.00	.00	.00	.00	.00	.00	.00	.00	.00
31	3.80	(165, 9)	.00	3.80	.00	.40	.60	.00	.00	.50	.00	.00	.10	.00
				Links 10+	2.20	.00	.00	.00	.00	.00	.00	.00	.00	.00
32	4.50	(285,21)	.00	4.50	.00	.00	1.30	.00	.00	.60	.00	.00	.10	.00
				Links 10+	2.50	.00	.00	.00	.00	.00	.00	.00	.00	.00
33	4.20	(50, 8)	.00	4.20	.00	1.00	.40	.00	.00	.00	.80	.00	.00	.10
				Links 10+	1.90	.00	.00	.00	.00	.00	.00	.00	.00	.00
34	4.00	(76,19)	.00	4.00	.00	.60	.70	.00	.00	.00	.70	.00	.00	.10
				Links 10+	1.90	.00	.00	.00	.00	.00	.00	.00	.00	.00
35	3.30	(29, 9)	.00	3.30	.00	.60	.70	.00	.00	.10	.60	.00	.00	.10
				Links 10+	1.20	.00	.00	.00	.00	.00	.00	.00	.00	.00
36	2.90	(29, 9)	.00	2.90	.00	.40	.90	.00	.00	.10	.60	.00	.00	.10
				Links 10+	.80	.00	.00	.00	.00	.00	.00	.00	.00	.00
37	2.50	(29, 9)	.00	2.50	.00	.30	.90	.00	.00	.20	.50	.00	.00	.10
				Links 10+	.50	.00	.00	.00	.00	.00	.00	.00	.00	.00
38	2.40	(50, 8)	.00	2.40	.00	.20	1.10	.00	.00	.40	.40	.00	.00	.00
				Links 10+	.30	.00	.00	.00	.00	.00	.00	.00	.00	.00
39	2.20	(29, 9)	.00	2.20	.00	.20	1.00	.00	.00	.30	.40	.00	.00	.00
				Links 10+	.30	.00	.00	.00	.00	.00	.00	.00	.00	.00
40	2.20	(29, 9)	.00	2.20	.00	.20	1.10	.00	.00	.40	.30	.00	.00	.00
				Links 10+	.20	.00	.00	.00	.00	.00	.00	.00	.00	.00
41	2.30	(316,17)	.00	2.30	.00	.40	1.00	.00	.00	.20	.40	.00	.00	.00
				Links 10+	.30	.00	.00	.00	.00	.00	.00	.00	.00	.00
42	2.10	(29, 9)	.00	2.10	.00	.20	1.10	.00	.00	.40	.20	.00	.10	.00
				Links 10+	.10	.00	.00	.00	.00	.00	.00	.00	.00	.00
43	2.10	(50, 8)	.00	2.10	.00	.10	1.10	.00	.00	.50	.20	.00	.10	.00
				Links 10+	.10	.00	.00	.00	.00	.00	.00	.00	.00	.00

JOB: HSS FDR Air Quality Existing/35' Jets

RUN: FDR DRIVE BET E 67TH-75TH STS/35' JETS

LINK CONTRIBUTION TABLES

SECOND HIGHEST 1-HOUR AVERAGED LINK CONTRIBUTIONS
IN PARTS PER MILLION (PPM)
INCLUDING AMBIENT BACKGROUND CONCENTRATIONS.

Rcptr No.	Total Conc	Ending Day Hr	Ambient Backgnd	Total Link	Link +1	Link +2	Link +3	Link +4	Link +5	Link +6	Link +7	Link +8	Link +9	Link +10
44	2.20	(50, 8)	.00	2.20	.00	.10	1.20	.00	.00	.60	.10	.00	.10	.00
				Links 10+	.10	.00	.00	.00	.00	.00	.00	.00	.00	.00
45	2.10	(29, 9)	.00	2.10	.00	.10	1.10	.00	.00	.50	.20	.00	.10	.00
				Links 10+	.10	.00	.00	.00	.00	.00	.00	.00	.00	.00
46	2.10	(285,21)	.00	2.10	.00	.00	1.30	.00	.10	.60	.00	.00	.10	.00
				Links 10+	.00	.00	.00	.00	.00	.00	.00	.00	.00	.00
47	2.10	(50, 8)	.00	2.10	.00	.10	1.20	.00	.00	.60	.10	.00	.10	.00
				Links 10+	.00	.00	.00	.00	.00	.00	.00	.00	.00	.00
48	2.00	(285,21)	.00	2.00	.00	.00	1.20	.00	.10	.60	.00	.00	.10	.00
				Links 10+	.00	.00	.00	.00	.00	.00	.00	.00	.00	.00
49	2.00	(50, 8)	.00	2.00	.00	.00	1.20	.00	.00	.60	.10	.00	.10	.00
				Links 10+	.00	.00	.00	.00	.00	.00	.00	.00	.00	.00
50	2.10	(285,21)	.00	2.10	.00	.00	1.20	.10	.20	.50	.00	.00	.10	.00
				Links 10+	.00	.00	.00	.00	.00	.00	.00	.00	.00	.00
51	2.10	(316,17)	.00	2.10	.00	.20	1.20	.00	.00	.40	.20	.00	.00	.00
				Links 10+	.10	.00	.00	.00	.00	.00	.00	.00	.00	.00
52	2.10	(285,21)	.00	2.10	.00	.00	1.10	.20	.40	.40	.00	.00	.00	.00
				Links 10+	.00	.00	.00	.00	.00	.00	.00	.00	.00	.00
53	2.10	(285,21)	.00	2.10	.00	.00	1.10	.30	.50	.20	.00	.00	.00	.00
				Links 10+	.00	.00	.00	.00	.00	.00	.00	.00	.00	.00
54	2.20	(316,17)	.00	2.20	.00	.20	1.20	.00	.00	.40	.20	.00	.10	.00
				Links 10+	.10	.00	.00	.00	.00	.00	.00	.00	.00	.00
55	2.20	(316,17)	.00	2.20	.00	.20	1.20	.00	.00	.40	.20	.00	.10	.00
				Links 10+	.10	.00	.00	.00	.00	.00	.00	.00	.00	.00
56	2.10	(285,21)	.00	2.10	.00	.00	.00	1.30	.80	.00	.00	.00	.00	.00
				Links 10+	.00	.00	.00	.00	.00	.00	.00	.00	.00	.00
57	2.70	(220,15)	.00	2.70	.70	.00	.00	.00	.00	.00	.10	.40	.00	.00
				Links 10+	.00	1.50	.00	.00	.00	.00	.00	.00	.00	.00
58	2.80	(285,21)	.00	2.80	.90	.50	.00	.00	.00	.00	.70	.10	.00	.10
				Links 10+	.00	.50	.00	.00	.00	.00	.00	.00	.00	.00
59	2.70	(285,23)	.00	2.70	.90	.10	.00	.00	.00	.00	.20	.40	.00	.00
				Links 10+	.00	1.10	.00	.00	.00	.00	.00	.00	.00	.00
60	2.80	(41,18)	.00	2.80	.80	.80	.10	.00	.00	.10	.60	.10	.00	.10
				Links 10+	.00	.20	.00	.00	.00	.00	.00	.00	.00	.00

JOB: HSS FDR Air Quality Existing/35' Jets

RUN: FDR DRIVE BET E 67TH-75TH STS/35' JETS

CALM DURATION FREQUENCY

Hours of Consecutive Calm Winds	Frequency of Occurrence	(Julian day/hour ending) of Significant Occurrences
1	155	(5,13)(5,19)(5,23)(6, 4)(29,10)(41,19)(49,19)(52, 8)(52,12)(59,18) (61,13)(63, 2)(63,24)(67,13)(73,17)(75, 1)(75,22)(76,16)(82,20)(83,14) (85, 5)(86,13)(87, 1)(88, 6)(92, 5)(109,21)(110, 1)(110, 3)(118, 7)(118, 9) (122, 7)(124,23)(126,21)(126,23)(127, 8)(131, 4)(135, 7)(139, 5)(139,16)(140, 6) (141, 4)(141, 8)(145, 4)(145, 6)(146,21)(147, 7)(147,13)(148, 2)(148, 8)(148,10) (150,21)(150,23)(154, 4)(154,18)(156, 5)(156,11)(156,15)(157,16)(158, 7)(160, 7) (160,11)(162,12)(162,22)(163, 2)(164, 5)(165, 2)(165,16)(165,22)(166,13)(170, 1) (170,15)(173, 1)(174, 4)(174,11)(174,14)(174,22)(175, 2)(175,16)(176, 7)(177,22) (180, 5)(182,24)(183, 5)(184, 4)(185, 8)(185,10)(188, 1)(190, 9)(194,21)(196, 3) (199, 2)(200, 2)(200,18)(200,23)(201, 1)(206, 3)(213,24)(216,10)(218,22)(219, 4) (224, 6)(225, 4)(226, 7)(227,17)(227,19)(227,21)(232, 5)(233, 6)(236,12)(238, 5) (247, 1)(247,11)(247,20)(249,16)(249,18)(249,20)(250,11)(253,10)(253,14)(257, 6) (258,22)(263,11)(264,24)(265, 2)(267, 5)(273,10)(275, 6)(281, 2)(281, 5)(282, 2) (282, 7)(282,15)(285,22)(286,23)(291, 6)(297,22)(298, 4)(298, 9)(305,23)(307, 4) (307,11)(308, 5)(310, 3)(315, 3)(316,16)(320,16)(326, 1)(326,17)(326,22)(330, 6) (338,24)(343,13)(350,14)(357, 4)(358, 4)
2	42	(6, 2)(26,13)(26,16)(34,15)(37,14)(50, 6)(66,24)(75, 4)(76,21)(83, 6) (95,22)(117,23)(124, 5)(125, 3)(127,12)(131, 1)(132, 7)(138, 1)(147, 5)(154, 9) (174, 2)(175, 5)(175, 8)(179,12)(190, 7)(196, 6)(197,17)(198, 5)(202,23)(211, 5) (228, 3)(253,22)(259, 2)(263, 5)(267,11)(279, 1)(293, 9)(310, 1)(314, 4)(326,14) (327, 2)(350,12)
3	14	(29, 6)(118, 4)(145, 1)(165, 8)(201, 6)(247,24)(282,12)(298, 2)(309,22)(314, 8) (320, 7)(320,11)(331, 7)(351, 5)
4	6	(1, 9)(115, 7)(141,13)(170, 6)(231, 7)(280, 5)
5	5	(64,15)(77, 3)(139, 2)(330, 3)(362,13)
6	3	(163,10)(225,13)(359,22)
7	1	(140, 4)
8	1	(54,14)
16	1	(48,12)
23	1	(13,18)

Program terminated normally

JOB: HSS FDR Air Quality Existing/35' Jets

RUN: FDR DRIVE BET E 67TH-75TH STS/35' JETS

General Information

Run start date: 1/ 1/ 4 Julian: 1
end date: 12/31/ 4 Julian: 366

A Tier 2 approach was used for input data preparation.

The MODE flag has been set to C for calculating CO averages.

Ambient background concentrations are included in the averages below.

Site & Meteorological Constants

VS = .0 CM/S VD = .0 CM/S Z0 = 175. CM ATIM = 60.

Met. Sfc. Sta. Id & Yr = 72503 2004
Upper Air Sta. Id & Yr = 94703 2004

CAUTION: The input years for the Run and Meteorological data differ. The respective values are: 4 and 2004.

Urban mixing heights were processed.

In 2004, Julian day 1 is a Thursday.

The patterns from the input file have been assigned as follows:

Pattern # 1 is assigned to Monday.
Pattern # 1 is assigned to Tuesday.
Pattern # 1 is assigned to Wednesday.
Pattern # 1 is assigned to Thursday.
Pattern # 1 is assigned to Friday.
Pattern # 1 is assigned to Saturday.
Pattern # 1 is assigned to Sunday.

Link Data Constants - (Variable data in *.LNK file)

LINK DESCRIPTION	LINK COORDINATES (FT) X1	Y1	X2	Y2	LENGTH (FT)	BRG (DEG)	TYPE	H (FT)	W (FT)	NLANES
1. FDR N/B 67th-68th St*	-132.0	-225.0	15.0	-10.0	260.	34.	AG	.0	36.0	
2. FDR N/B 68th-71st St*	15.0	-10.0	438.0	608.0	749.	34.	AG	.0	36.0	
3. FDR N/B 71st-73rd St*	438.0	608.0	773.0	1098.0	594.	34.	AG	.0	36.0	
4. FDR N/B 73rd-75th St*	773.0	1098.0	1056.0	1625.0	598.	28.	AG	.0	36.0	
5. FDR S/B 75th-73rd St*	743.0	1118.0	1026.0	1645.0	598.	28.	AG	.0	36.0	
6. FDR S/B 73rd-71st St*	408.0	628.0	743.0	1118.0	594.	34.	AG	.0	36.0	

JOB: HSS FDR Air Quality Existing/35' Jets

RUN: FDR DRIVE BET E 67TH-75TH STS/35' JETS

Link Data Constants - (Variable data in *.LNK file)

LINK DESCRIPTION	LINK COORDINATES (FT) X1	Y1	X2	Y2	LENGTH (FT)	BRC (DEG)	TYPE	H (FT)	W (FT)	NLANES
7. FDR S/B 71st-68th St	-15.0	10.0	408.0	628.0	749.	34.	AG	.0	36.0	
8. FDR S/B 68th-67th St	-162.0	-205.0	-15.0	10.0	260.	34.	AG	.0	36.0	
9. FDR Service Rd 73-71	385.0	644.0	720.0	1134.0	594.	34.	AG	.0	32.0	
10. FDR Service Rd 68-71	-38.0	26.0	385.0	644.0	749.	34.	AG	.0	32.0	
11. FDR N/B 35' Jet 71St	438.0	608.0	458.0	637.0	35.	35.	AG	.0	32.0	
12. FDR S/B 35' Jet 68St	-15.0	10.0	-35.0	-19.0	35.	215.	AG	.0	32.0	

Receptor Data

RECEPTOR	COORDINATES (FT) X	Y	Z
1. RECEPTOR 1	34.0	-23.0	6.0
2. RECEPTOR 2	48.0	-4.0	6.0
3. RECEPTOR 3	62.0	17.0	6.0
4. RECEPTOR 4	75.0	37.0	6.0
5. RECEPTOR 5	89.0	57.0	6.0
6. RECEPTOR 6	103.0	77.0	6.0
7. RECEPTOR 7	117.0	97.0	6.0
8. RECEPTOR 8	130.0	117.0	6.0
9. RECEPTOR 9	144.0	137.0	6.0
10. RECEPTOR 10	158.0	158.0	6.0
11. RECEPTOR 11	172.0	178.0	6.0
12. RECEPTOR 12	186.0	198.0	6.0
13. RECEPTOR 13	199.0	218.0	6.0
14. RECEPTOR 14	213.0	238.0	6.0
15. RECEPTOR 15	227.0	258.0	6.0
16. RECEPTOR 16	241.0	278.0	6.0
17. RECEPTOR 17	255.0	299.0	6.0
18. RECEPTOR 18	268.0	319.0	6.0
19. RECEPTOR 19	282.0	339.0	6.0
20. RECEPTOR 20	296.0	359.0	6.0
21. RECEPTOR 21	310.0	379.0	6.0
22. RECEPTOR 22	323.0	399.0	6.0
23. RECEPTOR 23	337.0	419.0	6.0
24. RECEPTOR 24	351.0	440.0	6.0
25. RECEPTOR 25	365.0	460.0	6.0
26. RECEPTOR 26	379.0	480.0	6.0
27. RECEPTOR 27	392.0	500.0	6.0
28. RECEPTOR 28	406.0	520.0	6.0

JOB: HSS FDR Air Quality Existing/35' Jets

RUN: FDR DRIVE BET E 67TH-75TH STS/35' JETS

Receptor Data

	RECEPTOR	COORDINATES (FT) X	Y	Z
29.	RECEPTOR 29	420.0	540.0	6.0
30.	RECEPTOR 30	434.0	561.0	6.0
31.	RECEPTOR 31	447.0	581.0	6.0
32.	RECEPTOR 32	461.0	601.0	6.0
33.	RECEPTOR 33	475.0	621.0	6.0
34.	RECEPTOR 34	489.0	641.0	6.0
35.	RECEPTOR 35	503.0	661.0	6.0
36.	RECEPTOR 36	516.0	681.0	6.0
37.	RECEPTOR 37	530.0	702.0	6.0
38.	RECEPTOR 38	544.0	722.0	6.0
39.	RECEPTOR 39	558.0	742.0	6.0
40.	RECEPTOR 40	571.0	762.0	6.0
41.	RECEPTOR 41	585.0	782.0	6.0
42.	RECEPTOR 42	599.0	802.0	6.0
43.	RECEPTOR 43	613.0	822.0	6.0
44.	RECEPTOR 44	627.0	843.0	6.0
45.	RECEPTOR 45	640.0	863.0	6.0
46.	RECEPTOR 46	654.0	883.0	6.0
47.	RECEPTOR 47	668.0	903.0	6.0
48.	RECEPTOR 48	682.0	923.0	6.0
49.	RECEPTOR 49	696.0	943.0	6.0
50.	RECEPTOR 50	709.0	964.0	6.0
51.	RECEPTOR 51	723.0	984.0	6.0
52.	RECEPTOR 52	737.0	1004.0	6.0
53.	RECEPTOR 53	751.0	1024.0	6.0
54.	RECEPTOR 54	764.0	1044.0	6.0
55.	RECEPTOR 55	778.0	1064.0	6.0
56.	RECEPTOR 56	792.0	1084.0	6.0
57.	RECEPTOR 57	20.0	-44.0	6.0
58.	RECEPTOR 58	6.0	-64.0	6.0
59.	RECEPTOR 59	-7.0	-84.0	6.0
60.	RECEPTOR 60	-21.0	-104.0	6.0

JOB: HSS FDR Air Quality Existing/35' Jets

RUN: FDR DRIVE BET E 67TH-75TH STS/35' JETS

Model Results

Remarks : In search of the wind direction corresponding to the maximum concentration, only the first direction, of the directions with the same maximum concentrations, is indicated as the maximum.

* MAXIMUM HOURLY CONCENTRATIONS WITH ANY AMBIENT BACKGROUND CONCENTRATIONS (BKG) ADDED
* (PPM)

	REC1	REC2	REC3	REC4	REC5	REC6	REC7	REC8	REC9	REC10
MAX+BKG	3.0	2.7	2.5	2.5	2.5	2.5	2.5	2.5	2.5	2.5
- BKG	.0	.0	.0	.0	.0	.0	.0	.0	.0	.0
MAX	3.0	2.7	2.5	2.5	2.5	2.5	2.5	2.5	2.5	2.5
WIND DIR	282	282	261	13	13	13	13	13	13	13
JULIAN	60	60	87	299	299	299	299	299	299	299
HOUR	8	8	9	18	18	18	18	18	18	18

	REC11	REC12	REC13	REC14	REC15	REC16	REC17	REC18	REC19	REC20
MAX+BKG	2.4	2.4	2.5	2.5	2.4	2.4	2.4	2.4	2.5	2.4
- BKG	.0	.0	.0	.0	.0	.0	.0	.0	.0	.0
MAX	2.4	2.4	2.5	2.5	2.4	2.4	2.4	2.4	2.5	2.4
WIND DIR	13	13	13	13	13	13	13	13	13	13
JULIAN	299	299	299	299	299	299	299	299	299	299
HOUR	18	18	18	18	18	18	18	18	18	18

	REC21	REC22	REC23	REC24	REC25	REC26	REC27	REC28	REC29	REC30
MAX+BKG	2.4	2.5	2.6	2.4	2.6	2.6	2.8	3.0	3.1	3.5
- BKG	.0	.0	.0	.0	.0	.0	.0	.0	.0	.0
MAX	2.4	2.5	2.6	2.4	2.6	2.6	2.8	3.0	3.1	3.5
WIND DIR	13	13	13	13	13	13	13	13	13	13
JULIAN	299	299	299	299	299	299	299	299	299	299
HOUR	18	18	18	18	18	18	18	18	18	18

	REC31	REC32	REC33	REC34	REC35	REC36	REC37	REC38	REC39	REC40
MAX+BKG	4.0	5.7	4.5	3.4	3.1	2.6	2.5	2.4	2.2	2.1
- BKG	.0	.0	.0	.0	.0	.0	.0	.0	.0	.0
MAX	4.0	5.7	4.5	3.4	3.1	2.6	2.5	2.4	2.2	2.1
WIND DIR	13	324	282	234	232	229	217	229	217	217
JULIAN	299	94	60	356	323	276	99	276	99	99
HOUR	18	17	8	16	16	21	18	21	18	18

JOB: HSS FDR Air Quality Existing/35' Jets

RUN: FDR DRIVE BET E 67TH-75TH STS/35' JETS

* MAXIMUM HOURLY CONCENTRATIONS WITH ANY AMBIENT BACKGROUND CONCENTRATIONS (BKG) ADDED
(PPM)

	REC41	REC42	REC43	REC44	REC45	REC46	REC47	REC48	REC49	REC50
MAX+BKG	2.1	2.0	2.1	2.1	2.1	2.1	2.2	2.0	2.1	2.1
- BKG	.0	.0	.0	.0	.0	.0	.0	.0	.0	.0
MAX	2.1	2.0	2.1	2.1	2.1	2.1	2.2	2.0	2.1	2.1
WIND DIR	217	217	13	13	13	13	13	13	13	13
JULIAN	99	99	299	299	299	299	299	299	299	299
HOUR	18	18	18	18	18	18	18	18	18	18

	REC51	REC52	REC53	REC54	REC55	REC56	REC57	REC58	REC59	REC60
MAX+BKG	2.1	2.1	2.2	2.1	2.1	2.0	3.3	3.2	2.7	2.8
- BKG	.0	.0	.0	.0	.0	.0	.0	.0	.0	.0
MAX	2.1	2.1	2.2	2.1	2.1	2.0	3.3	3.2	2.7	2.8
WIND DIR	13	13	13	13	13	217	324	324	13	13
JULIAN	299	299	299	299	299	99	94	94	299	299
HOUR	18	18	18	18	18	18	17	17	18	18

THE HIGHEST CONCENTRATION OF 5.70 PPM OCCURRED AT RECEPTOR REC32.

JOB: HSS FDR Air Quality Existing/35' Jets

RUN: FDR DRIVE BET E 67TH-75TH STS/35' JETS

==========
Output Section
==========

NOTES PERTAINING TO THE REPORT

1. THE HIGHEST AVERAGE IN EACH OF THE FIRST TWO COLUMNS OF EACH TABLE BELOW ARE SUFFIXED BY AN ASTERISK (*). FOR PM OUTPUT, THERE IS ONLY ONE COLUMN AND ASTERISK FOR THE ANNUAL AVERAGE/PERIOD OF CONCERN TABLE.

2. THE NUMBERS IN PARENTHESES ARE THE JULIAN DAY AND ENDING HOUR FOR THE PRECEDING AVERAGE.

3. THE NUMBER OF CALM HOURS USED IN PRODUCING EACH AVERAGE ARE PREFIXED BY A C.

PRIMARY AVERAGES.

MAXIMUM 8-HOUR RUNNING NONOVERLAPPING AVERAGE CONCENTRATIONS
IN PARTS PER MILLION (PPM),
INCLUDING AMBIENT BACKGROUND CONCENTRATIONS.

Receptor Number	Highest Conc	Highest Ending Day Hr	Highest Calm	Second highest Conc	Second highest Ending Day Hr	Second highest Calm
1	1.57	(94,21)	C 2	1.51	(327,22)	C 0
2	1.48	(94,21)	C 2	1.29	(327,21)	C 0
3	1.38	(94,21)	C 2	1.21	(316,23)	C 0
4	1.33	(94,21)	C 2	1.23	(356,21)	C 0
5	1.27	(94,21)	C 2	1.25	(323,18)	C 0
6	1.28	(94,21)	C 2	1.21	(323,18)	C 0
7	1.25	(94,21)	C 2	1.21	(323,18)	C 0
8	1.25	(323,18)	C 0	1.22	(94,21)	C 2
9	1.24	(323,18)	C 0	1.22	(94,21)	C 2
10	1.25	(94,21)	C 2	1.19	(323,18)	C 0
11	1.25	(94,21)	C 2	1.17	(323,18)	C 0
12	1.25	(94,21)	C 2	1.19	(323,18)	C 0
13	1.25	(94,21)	C 2	1.22	(323,18)	C 0
14	1.25	(94,21)	C 2	1.19	(323,18)	C 0
15	1.25	(94,21)	C 2	1.19	(323,18)	C 0
16	1.23	(94,21)	C 2	1.16	(323,18)	C 0
17	1.23	(94,21)	C 2	1.17	(323,18)	C 0
18	1.23	(94,21)	C 2	1.19	(323,18)	C 0
19	1.23	(94,21)	C 2	1.17	(323,18)	C 0
20	1.23	(94,21)	C 2	1.15	(323,18)	C 0
21	1.23	(94,21)	C 2	1.16	(323,18)	C 0
22	1.23	(94,21)	C 2	1.19	(323,18)	C 0
23	1.23	(94,21)	C 2	1.19	(323,18)	C 0
24	1.23	(94,21)	C 2	1.20	(323,18)	C 0

JOB: HSS FDR Air Quality Existing/35' Jets RUN: FDR DRIVE BET E 67TH-75TH STS/35' JETS

MAXIMUM 8-HOUR RUNNING NONOVERLAPPING AVERAGE CONCENTRATIONS
IN PARTS PER MILLION (PPM),
INCLUDING AMBIENT BACKGROUND CONCENTRATIONS.

Receptor Number	Highest Conc	Highest Ending Day Hr	Highest Calm	Second highest Conc	Second highest Ending Day Hr	Second highest Calm
25	1.23	(94,21)	C 2	1.20	(323,18)	C 0
26	1.23	(94,21)	C 2	1.20	(323,18)	C 0
27	1.23	(94,21)	C 2	1.20	(323,18)	C 0
28	1.23	(94,21)	C 2	1.20	(323,18)	C 0
29	1.22	(94,21)	C 2	1.21	(32,22)	C 0
30	1.41	(32,23)	C 0	1.36	(300,21)	C 0
31	1.88	(324,19)	C 2	1.77	(299,22)	C 1
32	2.68*	(324,13)	C 3	2.52*	(327,21)	C 0
33	2.48	(94,21)	C 2	2.32	(316,22)	C 0
34	1.95	(323,19)	C 0	1.79	(260,23)	C 0
35	1.65	(323,19)	C 0	1.50	(261, 1)	C 0
36	1.44	(323,19)	C 0	1.26	(260,24)	C 0
37	1.33	(323,18)	C 0	1.21	(260,24)	C 0
38	1.19	(323,18)	C 0	1.05	(94,21)	C 2
39	1.15	(323,18)	C 0	1.05	(94,21)	C 2
40	1.12	(323,18)	C 0	1.07	(94,21)	C 2
41	1.11	(323,18)	C 0	1.05	(94,21)	C 2
42	1.07	(323,18)	C 0	1.05	(94,21)	C 2
43	1.05	(94,21)	C 2	1.05	(323,18)	C 0
44	1.06	(323,18)	C 0	1.05	(94,21)	C 2
45	1.07	(94,21)	C 2	1.04	(323,18)	C 0
46	1.05	(94,21)	C 2	1.02	(323,18)	C 0
47	1.03	(94,21)	C 2	1.02	(323,18)	C 0
48	1.03	(94,21)	C 2	1.01	(323,18)	C 0
49	1.03	(94,21)	C 2	1.01	(323,18)	C 0
50	1.03	(94,21)	C 2	1.03	(323,18)	C 0
51	1.03	(94,21)	C 2	1.01	(323,18)	C 0
52	1.03	(94,21)	C 2	1.00	(323,18)	C 0
53	1.05	(94,21)	C 2	1.01	(323,18)	C 0
54	1.07	(94,21)	C 2	1.01	(323,18)	C 0
55	1.05	(94,21)	C 2	1.00	(323,18)	C 0
56	1.05	(94,21)	C 2	.99	(323,18)	C 0
57	1.62	(324,13)	C 3	1.56	(327,21)	C 0
58	1.60	(324,19)	C 2	1.33	(94,21)	C 2
59	1.33	(324,19)	C 2	1.20	(299,22)	C 1
60	1.18	(324,19)	C 2	1.16	(32,23)	C 0

FIVE HIGHEST 1-HOUR END-TO-END AVERAGE CONCENTRATIONS IN PARTS PER MILLION
INCLUDING AMBIENT BACKGROUND CONCENTRATIONS.

Rcptr No.	Highest Conc	Highest Ending Day Hr	Highest Calm	Second Highest Conc	Second Highest Ending Day Hr	Second Highest Calm	Third Highest Conc	Third Highest Ending Day Hr	Third Highest Calm	Fourth Highest Conc	Fourth Highest Ending Day Hr	Fourth Highest Calm	Fifth Highest Conc	Fifth Highest Ending Day Hr	Fifth Highest Calm
1	3.00	(60, 8)	C 0	2.90	(94,17)	C 0	2.80	(61, 7)	C 0	2.50	(11, 9)	C 0	2.50	(299,18)	C 0

JOB: HSS FDR Air Quality Existing/35' Jets RUN: FDR DRIVE BET E 67TH-75TH STS/35' JETS

FIVE HIGHEST 1-HOUR END-TO-END AVERAGE CONCENTRATIONS IN PARTS PER MILLION
INCLUDING AMBIENT BACKGROUND CONCENTRATIONS.

Rcptr	Highest			Second Highest			Third Highest			Fourth Highest			Fifth Highest		
No.	Conc	Ending Day Hr	Calm	Conc	Ending Day Hr	Calm	Conc	Ending Day Hr	Calm	Conc	Ending Day Hr	Calm	Conc	Ending Day Hr	Calm
2	2.70	(60, 8)	C 0	2.60	(87, 9)	C 0	2.50	(299,18)	C 0	2.40	(94,17)	C 0	2.30	(61, 7)	C 0
3	2.50	(87, 9)	C 0	2.50	(299,18)	C 0	2.30	(94,17)	C 0	2.30	(174,21)	C 0	2.30	(346, 8)	C 0
4	2.50	(299,18)	C 0	2.30	(94,17)	C 0	2.20	(174,21)	C 0	2.20	(144,18)	C 0	2.20	(356,16)	C 0
5	2.50	(299,18)	C 0	2.30	(94,17)	C 0	2.10	(303, 8)	C 0	2.10	(323,16)	C 0	2.10	(356,16)	C 0
6	2.50	(299,18)	C 0	2.30	(94,17)	C 0	2.20	(356,16)	C 0	2.10	(323,16)	C 0	2.00	(144,18)	C 0
7	2.50	(299,18)	C 0	2.30	(94,17)	C 0	2.20	(323,16)	C 0	2.10	(276,21)	C 0	2.10	(356,16)	C 0
8	2.50	(299,18)	C 0	2.30	(94,17)	C 0	2.20	(323,16)	C 0	2.10	(276,21)	C 0	2.10	(356,16)	C 0
9	2.50	(299,18)	C 0	2.30	(94,17)	C 0	2.10	(276,21)	C 0	2.10	(323,16)	C 0	2.10	(356,16)	C 0
10	2.50	(299,18)	C 0	2.30	(94,17)	C 0	2.20	(323,16)	C 0	2.10	(356,16)	C 0	2.00	(276,21)	C 0
11	2.40	(299,18)	C 0	2.30	(94,17)	C 0	2.10	(276,21)	C 0	2.10	(323,16)	C 0	2.10	(356,16)	C 0
12	2.40	(299,18)	C 0	2.30	(94,17)	C 0	2.10	(323,16)	C 0	2.10	(356,16)	C 0	2.00	(276,21)	C 0
13	2.50	(299,18)	C 0	2.30	(94,17)	C 0	2.10	(228, 8)	C 0	2.10	(323,16)	C 0	2.10	(356,16)	C 0
14	2.50	(299,18)	C 0	2.30	(94,17)	C 0	2.10	(323,16)	C 0	2.00	(228, 8)	C 0	2.00	(276,21)	C 0
15	2.40	(299,18)	C 0	2.30	(94,17)	C 0	2.10	(276,21)	C 0	2.10	(323,16)	C 0	2.00	(356,16)	C 0
16	2.40	(299,18)	C 0	2.30	(94,17)	C 0	2.10	(276,21)	C 0	2.00	(323,16)	C 0	2.00	(356,16)	C 0
17	2.40	(299,18)	C 0	2.30	(94,17)	C 0	2.10	(276,21)	C 0	2.10	(356,16)	C 0	2.00	(323,16)	C 0
18	2.40	(299,18)	C 0	2.30	(94,17)	C 0	2.20	(276,21)	C 0	2.20	(323,16)	C 0	2.00	(32,17)	C 0
19	2.50	(299,18)	C 0	2.30	(94,17)	C 0	2.10	(32,17)	C 0	2.10	(276,21)	C 0	2.10	(323,16)	C 0
20	2.40	(299,18)	C 0	2.30	(94,17)	C 0	2.10	(276,21)	C 0	2.00	(32,17)	C 0	2.00	(99,18)	C 0
21	2.40	(299,18)	C 0	2.30	(94,17)	C 0	2.00	(99,18)	C 0	2.00	(276,21)	C 0	2.00	(323,16)	C 0
22	2.50	(299,18)	C 0	2.30	(94,17)	C 0	2.10	(99,18)	C 0	2.00	(64,16)	C 0	2.00	(228, 8)	C 0
23	2.60	(299,18)	C 0	2.30	(94,17)	C 0	2.10	(99,18)	C 0	2.00	(229,14)	C 0	2.00	(64,16)	C 0
24	2.40	(299,18)	C 0	2.30	(94,17)	C 0	2.10	(32,17)	C 0	2.10	(99,18)	C 0	2.10	(276,21)	C 0
25	2.60	(299,18)	C 0	2.30	(94,17)	C 0	2.10	(95, 9)	C 0	2.10	(99,18)	C 0	2.10	(228, 8)	C 0
26	2.60	(299,18)	C 0	2.30	(94,17)	C 0	2.20	(99,18)	C 0	2.10	(32,17)	C 0	2.10	(228, 8)	C 0
27	2.80	(299,18)	C 0	2.40	(228, 8)	C 0	2.30	(94,17)	C 0	2.20	(229,14)	C 0	2.20	(322, 8)	C 0
28	3.00	(299,18)	C 0	2.40	(228, 8)	C 0	2.30	(95, 9)	C 0	2.30	(94,17)	C 0	2.20	(229,14)	C 0
29	3.10	(299,18)	C 0	2.60	(228, 8)	C 0	2.50	(322, 8)	C 0	2.30	(32,17)	C 0	2.30	(321,19)	C 0
30	3.50	(299,18)	C 0	3.00	(228, 8)	C 0	2.70	(33,17)	C 0	2.70	(267,19)	C 0	2.70	(322, 8)	C 0
31	4.00	(299,18)	C 0	3.70	(94,17)	C 0	3.50	(299,15)	C 0	3.30	(322,16)	C 0	3.20	(33,17)	C 0
32	5.70*	(94,17)	C 0	4.70*	(201, 8)	C 0	4.70	(266, 8)	C 0	4.70	(281, 8)	C 0	4.50	(264,19)	C 0
33	4.50	(60, 8)	C 0	4.30	(87, 9)	C 0	4.10	(61, 7)	C 0	3.80	(61, 8)	C 0	3.80	(78,16)	C 0
34	3.40	(356,16)	C 0	3.30	(174,21)	C 0	3.30	(303, 8)	C 0	3.30	(276,21)	C 0	3.30	(323,16)	C 0
35	3.10	(323,16)	C 0	2.90	(356,16)	C 0	2.80	(276,21)	C 0	2.70	(99,18)	C 0	2.60	(163,23)	C 0
36	2.60	(276,21)	C 0	2.50	(99,18)	C 0	2.50	(323,16)	C 0	2.50	(356,16)	C 0	2.40	(163,23)	C 0
37	2.50	(99,18)	C 0	2.30	(276,21)	C 0	2.30	(323,16)	C 0	2.30	(356,16)	C 0	2.20	(64,16)	C 0
38	2.40	(276,21)	C 0	2.20	(99,18)	C 0	2.10	(64,16)	C 0	2.10	(323,16)	C 0	2.10	(299,18)	C 0
39	2.20	(99,18)	C 0	2.10	(299,18)	C 0	2.00	(64,16)	C 0	2.00	(226,19)	C 0	2.00	(276,21)	C 0
40	2.10	(99,18)	C 0	2.10	(276,21)	C 0	2.10	(299,18)	C 0	2.00	(323,16)	C 0	1.90	(64,16)	C 0
41	2.10	(99,18)	C 0	2.10	(299,18)	C 0	2.00	(276,21)	C 0	1.90	(323,16)	C 0	1.80	(64,16)	C 0
42	2.00	(99,18)	C 0	2.00	(299,18)	C 0	1.80	(64,16)	C 0	1.80	(94,17)	C 0	1.80	(276,21)	C 0

JOB: HSS FDR Air Quality Existing/35' Jets RUN: FDR DRIVE BET E 67TH-75TH STS/35' JETS

FIVE HIGHEST 1-HOUR END-TO-END AVERAGE CONCENTRATIONS IN PARTS PER MILLION
INCLUDING AMBIENT BACKGROUND CONCENTRATIONS.

Rcptr	Highest			Second Highest			Third Highest			Fourth Highest			Fifth Highest		
No.	Conc	Ending Day Hr	Calm	Conc	Ending Day Hr	Calm	Conc	Ending Day Hr	Calm	Conc	Ending Day Hr	Calm	Conc	Ending Day Hr	Calm
43	2.10	(299,18)	C 0	2.00	(99,18)	C 0	1.90	(64,16)	C 0	1.80	(94,17)	C 0	1.80	(276,21)	C 0
44	2.10	(299,18)	C 0	1.90	(99,18)	C 0	1.80	(64,16)	C 0	1.80	(94,17)	C 0	1.80	(276,21)	C 0
45	2.10	(299,18)	C 0	2.00	(276,21)	C 0	1.90	(356,16)	C 0	1.90	(99,18)	C 0	1.80	(94,17)	C 0
46	2.10	(299,18)	C 0	1.90	(276,21)	C 0	1.90	(99,18)	C 0	1.80	(94,17)	C 0	1.80	(323,16)	C 0
47	2.20	(299,18)	C 0	2.00	(99,18)	C 0	1.90	(276,21)	C 0	1.90	(323,16)	C 0	1.80	(94,17)	C 0
48	2.00	(299,18)	C 0	1.90	(99,18)	C 0	1.80	(94,17)	C 0	1.80	(276,21)	C 0	1.80	(323,16)	C 0
49	2.10	(299,18)	C 0	1.90	(356,16)	C 0	1.80	(94,17)	C 0	1.80	(99,18)	C 0	1.80	(276,21)	C 0
50	2.10	(299,18)	C 0	1.90	(99,18)	C 0	1.90	(323,16)	C 0	1.90	(356,16)	C 0	1.80	(64,16)	C 0
51	2.10	(299,18)	C 0	1.90	(99,18)	C 0	1.90	(323,16)	C 0	1.80	(64,16)	C 0	1.80	(94,17)	C 0
52	2.10	(299,18)	C 0	1.90	(99,18)	C 0	1.90	(323,16)	C 0	1.80	(64,16)	C 0	1.80	(94,17)	C 0
53	2.20	(299,18)	C 0	1.90	(99,18)	C 0	1.90	(94,17)	C 0	1.90	(323,16)	C 0	1.80	(276,21)	C 0
54	2.10	(299,18)	C 0	2.00	(94,17)	C 0	1.90	(99,18)	C 0	1.90	(323,16)	C 0	1.80	(276,21)	C 0
55	2.10	(299,18)	C 0	1.90	(99,18)	C 0	1.90	(94,17)	C 0	1.80	(276,21)	C 0	1.80	(323,16)	C 0
56	2.00	(99,18)	C 0	2.00	(299,18)	C 0	1.80	(94,17)	C 0	1.80	(276,21)	C 0	1.80	(323,16)	C 0
57	3.30	(94,17)	C 0	3.00	(266, 8)	C 0	2.90	(264,19)	C 0	2.80	(281, 8)	C 0	2.70	(222, 7)	C 0
58	3.20	(94,17)	C 0	2.90	(201, 8)	C 0	2.60	(245, 7)	C 0	2.40	(266, 8)	C 0	2.40	(281, 8)	C 0
59	2.70	(299,18)	C 0	2.50	(94,17)	C 0	2.40	(299,15)	C 0	2.30	(33,17)	C 0	2.20	(230, 8)	C 0
60	2.80	(299,18)	C 0	2.10	(228, 8)	C 0	2.10	(322,16)	C 0	2.10	(94,17)	C 0	2.10	(322, 8)	C 0

MAXIMUM 8-HOUR AVERAGED LINK CONTRIBUTIONS
IN PARTS PER MILLION (PPM)
INCLUDING AMBIENT BACKGROUND CONCENTRATIONS.

Rcptr No.	Total Conc	Ending Day Hr	Ambient Backgnd	Total Link		Link +1	Link +2	Link +3	Link +4	Link +5	Link +6	Link +7	Link +8	Link +9	Link +10
1	1.57	(94,21)	.00	1.57		.42	.28	.00	.00	.00	.00	.17	.25	.00	.00
				Links	10+	.00	.45	.00	.00	.00	.00	.00	.00	.00	.00
2	1.48	(94,21)	.00	1.48		.17	.57	.00	.00	.00	.00	.23	.15	.00	.02
				Links	10+	.00	.35	.00	.00	.00	.00	.00	.00	.00	.00
3	1.38	(94,21)	.00	1.38		.07	.67	.00	.00	.00	.00	.30	.12	.00	.02
				Links	10+	.00	.22	.00	.00	.00	.00	.00	.00	.00	.00
4	1.33	(94,21)	.00	1.33		.05	.72	.00	.00	.00	.00	.37	.07	.00	.02
				Links	10+	.00	.12	.00	.00	.00	.00	.00	.00	.00	.00
5	1.27	(94,21)	.00	1.27		.03	.73	.00	.00	.00	.00	.37	.05	.00	.02
				Links	10+	.00	.07	.00	.00	.00	.00	.00	.00	.00	.00
6	1.28	(94,21)	.00	1.28		.03	.73	.00	.00	.00	.00	.40	.05	.00	.02
				Links	10+	.00	.05	.00	.00	.00	.00	.00	.00	.00	.00
7	1.25	(94,21)	.00	1.25		.02	.75	.00	.00	.00	.00	.40	.03	.00	.02
				Links	10+	.00	.03	.00	.00	.00	.00	.00	.00	.00	.00

LINK CONTRIBUTION TABLES

MAXIMUM 8-HOUR AVERAGED LINK CONTRIBUTIONS
IN PARTS PER MILLION (PPM)
INCLUDING AMBIENT BACKGROUND CONCENTRATIONS.

Rcptr No.	Total Conc	Ending Day Hr	Ambient Backgnd	Total Link	Link +1	Link +2	Link +3	Link +4	Link +5	Link +6	Link +7	Link +8	Link +9	Link +10
8	1.25	(323,18)	.00	1.25	.09	.68	.00	.00	.00	.00	.25	.11	.00	.00
			Links	10+	.00	.13	.00	.00	.00	.00	.00	.00	.00	.00
9	1.24	(323,18)	.00	1.24	.06	.69	.00	.00	.00	.00	.28	.10	.00	.00
			Links	10+	.00	.11	.00	.00	.00	.00	.00	.00	.00	.00
10	1.25	(94,21)	.00	1.25	.02	.77	.00	.00	.00	.00	.42	.02	.00	.02
			Links	10+	.00	.02	.00	.00	.00	.00	.00	.00	.00	.00
11	1.25	(94,21)	.00	1.25	.02	.77	.00	.00	.00	.00	.42	.02	.00	.02
			Links	10+	.00	.02	.00	.00	.00	.00	.00	.00	.00	.00
12	1.25	(94,21)	.00	1.25	.02	.77	.00	.00	.00	.00	.42	.02	.00	.02
			Links	10+	.00	.02	.00	.00	.00	.00	.00	.00	.00	.00
13	1.25	(94,21)	.00	1.25	.02	.77	.00	.00	.00	.00	.42	.02	.00	.02
			Links	10+	.00	.02	.00	.00	.00	.00	.00	.00	.00	.00
14	1.25	(94,21)	.00	1.25	.02	.77	.00	.00	.00	.00	.42	.02	.00	.02
			Links	10+	.00	.02	.00	.00	.00	.00	.00	.00	.00	.00
15	1.25	(94,21)	.00	1.25	.02	.77	.00	.00	.00	.00	.42	.02	.00	.02
			Links	10+	.00	.02	.00	.00	.00	.00	.00	.00	.00	.00
16	1.23	(94,21)	.00	1.23	.00	.77	.00	.00	.00	.00	.42	.02	.00	.02
			Links	10+	.00	.02	.00	.00	.00	.00	.00	.00	.00	.00
17	1.23	(94,21)	.00	1.23	.00	.77	.00	.00	.00	.00	.43	.02	.00	.02
			Links	10+	.00	.00	.00	.00	.00	.00	.00	.00	.00	.00
18	1.23	(94,21)	.00	1.23	.00	.78	.00	.00	.00	.00	.43	.00	.00	.02
			Links	10+	.00	.00	.00	.00	.00	.00	.00	.00	.00	.00
19	1.23	(94,21)	.00	1.23	.00	.78	.00	.00	.00	.00	.43	.00	.00	.02
			Links	10+	.00	.00	.00	.00	.00	.00	.00	.00	.00	.00
20	1.23	(94,21)	.00	1.23	.00	.78	.00	.00	.00	.00	.43	.00	.00	.02
			Links	10+	.00	.00	.00	.00	.00	.00	.00	.00	.00	.00
21	1.23	(94,21)	.00	1.23	.00	.78	.00	.00	.00	.00	.43	.00	.00	.02
			Links	10+	.00	.00	.00	.00	.00	.00	.00	.00	.00	.00
22	1.23	(94,21)	.00	1.23	.00	.78	.00	.00	.00	.00	.43	.00	.00	.02
			Links	10+	.00	.00	.00	.00	.00	.00	.00	.00	.00	.00
23	1.23	(94,21)	.00	1.23	.00	.78	.00	.00	.00	.00	.43	.00	.00	.02
			Links	10+	.00	.00	.00	.00	.00	.00	.00	.00	.00	.00
24	1.23	(94,21)	.00	1.23	.00	.78	.00	.00	.00	.00	.43	.00	.00	.02
			Links	10+	.00	.00	.00	.00	.00	.00	.00	.00	.00	.00
25	1.23	(94,21)	.00	1.23	.00	.78	.00	.00	.00	.00	.43	.00	.00	.02
			Links	10+	.00	.00	.00	.00	.00	.00	.00	.00	.00	.00
26	1.23	(94,21)	.00	1.23	.00	.78	.00	.00	.00	.00	.43	.00	.00	.02
			Links	10+	.00	.00	.00	.00	.00	.00	.00	.00	.00	.00

JOB: HSS FDR Air Quality Existing/35' Jets

RUN: FDR DRIVE BET E 67TH-75TH STS/35' JETS

LINK CONTRIBUTION TABLES

MAXIMUM 8-HOUR AVERAGED LINK CONTRIBUTIONS
IN PARTS PER MILLION (PPM)
INCLUDING AMBIENT BACKGROUND CONCENTRATIONS.

Rcptr No.	Total Conc	Ending Day Hr	Ambient Backgnd	Total Link	Link +1	Link +2	Link +3	Link +4	Link +5	Link +6	Link +7	Link +8	Link +9	Link +10
27	1.23	(94,21)	.00	1.23	.00	.78	.00	.00	.00	.00	.43	.00	.00	.02
				Links 10+	.00	.00	.00	.00	.00	.00	.00	.00	.00	.00
28	1.23	(94,21)	.00	1.23	.00	.78	.00	.00	.00	.00	.43	.00	.00	.02
				Links 10+	.00	.00	.00	.00	.00	.00	.00	.00	.00	.00
29	1.22	(94,21)	.00	1.22	.00	.78	.00	.00	.00	.02	.42	.00	.00	.00
				Links 10+	.00	.00	.00	.00	.00	.00	.00	.00	.00	.00
30	1.41	(32,23)	.00	1.41	.00	.29	.31	.01	.01	.24	.01	.00	.00	.00
				Links 10+	.54	.00	.00	.00	.00	.00	.00	.00	.00	.00
31	1.88	(324,19)	.00	1.88	.00	.38	.28	.00	.00	.25	.10	.00	.02	.00
				Links 10+	.85	.00	.00	.00	.00	.00	.00	.00	.00	.00
32	2.68	(324,13)	.00	2.68	.00	.05	.43	.00	.00	.27	.05	.00	.03	.00
				Links 10+	1.85	.00	.00	.00	.00	.00	.00	.00	.00	.00
33	2.48	(94,21)	.00	2.48	.00	.18	.48	.00	.00	.20	.17	.00	.02	.00
				Links 10+	1.43	.00	.00	.00	.00	.00	.00	.00	.00	.00
34	1.95	(323,19)	.00	1.95	.00	.40	.31	.00	.00	.01	.35	.00	.00	.00
				Links 10+	.88	.00	.00	.00	.00	.00	.00	.00	.00	.00
35	1.65	(323,19)	.00	1.65	.00	.30	.40	.00	.00	.05	.30	.00	.00	.00
				Links 10+	.60	.00	.00	.00	.00	.00	.00	.00	.00	.00
36	1.44	(323,19)	.00	1.44	.00	.21	.46	.00	.00	.11	.27	.00	.00	.00
				Links 10+	.38	.00	.00	.00	.00	.00	.00	.00	.00	.00
37	1.33	(323,18)	.00	1.33	.00	.19	.50	.00	.00	.15	.21	.00	.01	.00
				Links 10+	.26	.00	.00	.00	.00	.00	.00	.00	.00	.00
38	1.19	(323,18)	.00	1.19	.00	.14	.51	.00	.00	.16	.19	.00	.01	.00
				Links 10+	.18	.00	.00	.00	.00	.00	.00	.00	.00	.00
39	1.15	(323,18)	.00	1.15	.00	.13	.53	.00	.00	.19	.16	.00	.01	.00
				Links 10+	.14	.00	.00	.00	.00	.00	.00	.00	.00	.00
40	1.12	(323,18)	.00	1.13	.00	.11	.55	.00	.00	.20	.15	.00	.01	.00
				Links 10+	.10	.00	.00	.00	.00	.00	.00	.00	.00	.00
41	1.11	(323,18)	.00	1.11	.00	.09	.58	.00	.00	.22	.13	.00	.01	.00
				Links 10+	.09	.00	.00	.00	.00	.00	.00	.00	.00	.00
42	1.07	(323,18)	.00	1.08	.00	.09	.58	.00	.00	.22	.11	.00	.01	.00
				Links 10+	.06	.00	.00	.00	.00	.00	.00	.00	.00	.00
43	1.05	(94,21)	.00	1.05	.00	.02	.60	.00	.00	.33	.03	.00	.05	.00
				Links 10+	.02	.00	.00	.00	.00	.00	.00	.00	.00	.00
44	1.06	(323,18)	.00	1.06	.00	.08	.59	.00	.00	.25	.10	.00	.01	.00
				Links 10+	.04	.00	.00	.00	.00	.00	.00	.00	.00	.00
45	1.07	(94,21)	.00	1.07	.00	.02	.62	.00	.00	.35	.02	.00	.05	.00
				Links 10+	.02	.00	.00	.00	.00	.00	.00	.00	.00	.00

JOB: HSS FDR Air Quality Existing/35' Jets

RUN: FDR DRIVE BET E 67TH-75TH STS/35' JETS

LINK CONTRIBUTION TABLES

MAXIMUM 8-HOUR AVERAGED LINK CONTRIBUTIONS
IN PARTS PER MILLION (PPM)
INCLUDING AMBIENT BACKGROUND CONCENTRATIONS.

Rcptr No.	Total Conc	Ending Day Hr	Ambient Backgnd	Total Link	Link +1	Link +2	Link +3	Link +4	Link +5	Link +6	Link +7	Link +8	Link +9	Link +10
46	1.05	(94,21)	.00	1.05	.00	.02	.62	.00	.00	.33	.02	.00	.05	.00
				Links 10+	.02	.00	.00	.00	.00	.00	.00	.00	.00	.00
47	1.03	(94,21)	.00	1.03	.00	.02	.62	.00	.00	.33	.02	.00	.05	.00
				Links 10+	.00	.00	.00	.00	.00	.00	.00	.00	.00	.00
48	1.03	(94,21)	.00	1.03	.00	.02	.62	.00	.00	.33	.02	.00	.05	.00
				Links 10+	.00	.00	.00	.00	.00	.00	.00	.00	.00	.00
49	1.03	(94,21)	.00	1.03	.00	.02	.62	.00	.00	.33	.02	.00	.05	.00
				Links 10+	.00	.00	.00	.00	.00	.00	.00	.00	.00	.00
50	1.03	(94,21)	.00	1.03	.00	.02	.62	.00	.00	.33	.02	.00	.05	.00
				Links 10+	.00	.00	.00	.00	.00	.00	.00	.00	.00	.00
51	1.03	(94,21)	.00	1.03	.00	.02	.62	.00	.00	.33	.02	.00	.05	.00
				Links 10+	.00	.00	.00	.00	.00	.00	.00	.00	.00	.00
52	1.03	(94,21)	.00	1.03	.00	.02	.62	.00	.00	.33	.02	.00	.05	.00
				Links 10+	.00	.00	.00	.00	.00	.00	.00	.00	.00	.00
53	1.05	(94,21)	.00	1.05	.00	.02	.62	.00	.02	.33	.02	.00	.05	.00
				Links 10+	.00	.00	.00	.00	.00	.00	.00	.00	.00	.00
54	1.07	(94,21)	.00	1.07	.00	.02	.62	.02	.03	.32	.02	.00	.05	.00
				Links 10+	.00	.00	.00	.00	.00	.00	.00	.00	.00	.00
55	1.05	(94,21)	.00	1.05	.00	.02	.58	.03	.08	.28	.02	.00	.03	.00
				Links 10+	.00	.00	.00	.00	.00	.00	.00	.00	.00	.00
56	1.05	(94,21)	.00	1.05	.00	.02	.42	.20	.15	.22	.02	.00	.03	.00
				Links 10+	.00	.00	.00	.00	.00	.00	.00	.00	.00	.00
57	1.62	(324,13)	.00	1.62	.42	.05	.00	.00	.00	.00	.13	.22	.00	.00
				Links 10+	.00	.80	.00	.00	.00	.00	.00	.00	.00	.00
58	1.60	(324,19)	.00	1.60	.48	.10	.00	.00	.00	.00	.18	.20	.00	.00
				Links 10+	.00	.63	.00	.00	.00	.00	.00	.00	.00	.00
59	1.33	(324,19)	.00	1.33	.50	.07	.00	.00	.00	.00	.10	.27	.00	.00
				Links 10+	.00	.40	.00	.00	.00	.00	.00	.00	.00	.00
60	1.18	(324,19)	.00	1.18	.52	.05	.00	.00	.00	.00	.08	.30	.00	.00
				Links 10+	.00	.23	.00	.00	.00	.00	.00	.00	.00	.00

JOB: HSS FDR Air Quality Existing/35' Jets

RUN: FDR DRIVE BET E 67TH-75TH STS/35' JETS

LINK CONTRIBUTION TABLES

SECOND HIGHEST 8-HOUR AVERAGED LINK CONTRIBUTIONS
IN PARTS PER MILLION (PPM)
INCLUDING AMBIENT BACKGROUND CONCENTRATIONS.

Rcptr No.	Total Conc	Ending Day Hr	Ambient Backgnd	Total Link	Link +1	Link +2	Link +3	Link +4	Link +5	Link +6	Link +7	Link +8	Link +9	Link +10
1	1.51	(327,22)	.00	1.51	.23	.39	.00	.00	.00	.00	.24	.14	.00	.00
				Links 10+	.00	.52	.00	.00	.00	.00	.00	.00	.00	.00
2	1.29	(327,21)	.00	1.29	.04	.64	.00	.00	.00	.00	.33	.06	.00	.00
				Links 10+	.00	.23	.00	.00	.00	.00	.00	.00	.00	.00
3	1.21	(316,23)	.00	1.21	.13	.52	.00	.00	.00	.00	.15	.15	.00	.00
				Links 10+	.00	.26	.00	.00	.00	.00	.00	.00	.00	.00
4	1.23	(356,21)	.00	1.23	.14	.56	.00	.00	.00	.00	.17	.15	.00	.00
				Links 10+	.00	.20	.00	.00	.00	.00	.00	.00	.00	.00
5	1.25	(323,18)	.00	1.25	.15	.57	.00	.00	.00	.00	.16	.18	.00	.00
				Links 10+	.00	.19	.00	.00	.00	.00	.00	.00	.00	.00
6	1.21	(323,18)	.00	1.21	.11	.60	.00	.00	.00	.00	.19	.14	.00	.00
				Links 10+	.00	.18	.00	.00	.00	.00	.00	.00	.00	.00
7	1.21	(323,18)	.00	1.21	.10	.64	.00	.00	.00	.00	.21	.13	.00	.00
				Links 10+	.00	.14	.00	.00	.00	.00	.00	.00	.00	.00
8	1.22	(94,21)	.00	1.22	.02	.75	.00	.00	.00	.00	.40	.02	.00	.02
				Links 10+	.00	.02	.00	.00	.00	.00	.00	.00	.00	.00
9	1.22	(94,21)	.00	1.22	.02	.75	.00	.00	.00	.00	.40	.02	.00	.02
				Links 10+	.00	.02	.00	.00	.00	.00	.00	.00	.00	.00
10	1.19	(323,18)	.00	1.19	.04	.71	.00	.00	.00	.00	.28	.08	.00	.00
				Links 10+	.00	.09	.00	.00	.00	.00	.00	.00	.00	.00
11	1.17	(323,18)	.00	1.17	.04	.72	.00	.00	.00	.00	.29	.05	.00	.00
				Links 10+	.00	.08	.00	.00	.00	.00	.00	.00	.00	.00
12	1.19	(323,18)	.00	1.19	.04	.72	.00	.00	.00	.00	.33	.05	.00	.00
				Links 10+	.00	.05	.00	.00	.00	.00	.00	.00	.00	.00
13	1.22	(323,18)	.00	1.23	.04	.76	.00	.00	.00	.00	.33	.05	.00	.00
				Links 10+	.00	.05	.00	.00	.00	.00	.00	.00	.00	.00
14	1.19	(323,18)	.00	1.19	.03	.76	.00	.00	.00	.00	.33	.04	.00	.00
				Links 10+	.00	.04	.00	.00	.00	.00	.00	.00	.00	.00
15	1.19	(323,18)	.00	1.19	.03	.76	.00	.00	.00	.00	.33	.04	.00	.00
				Links 10+	.00	.04	.00	.00	.00	.00	.00	.00	.00	.00
16	1.16	(323,18)	.00	1.16	.01	.75	.00	.00	.00	.00	.33	.04	.00	.00
				Links 10+	.00	.04	.00	.00	.00	.00	.00	.00	.00	.00
17	1.17	(323,18)	.00	1.18	.01	.76	.00	.00	.00	.00	.34	.04	.00	.00
				Links 10+	.00	.03	.00	.00	.00	.00	.00	.00	.00	.00
18	1.19	(323,18)	.00	1.19	.00	.78	.00	.00	.00	.00	.36	.03	.00	.00
				Links 10+	.00	.03	.00	.00	.00	.00	.00	.00	.00	.00
19	1.17	(323,18)	.00	1.18	.00	.78	.00	.00	.00	.00	.36	.03	.00	.00
				Links 10+	.00	.01	.00	.00	.00	.00	.00	.00	.00	.00

JOB: HSS FDR Air Quality Existing/35' Jets

RUN: FDR DRIVE BET E 67TH-75TH STS/35' JETS

LINK CONTRIBUTION TABLES

SECOND HIGHEST 8-HOUR AVERAGED LINK CONTRIBUTIONS
IN PARTS PER MILLION (PPM)
INCLUDING AMBIENT BACKGROUND CONCENTRATIONS.

Rcptr No.	Total Conc	Ending Day Hr	Ambient Backgnd		Total Link	Link +1	Link +2	Link +3	Link +4	Link +5	Link +6	Link +7	Link +8	Link +9	Link +10
20	1.15	(323,18)	.00		1.15	.00	.78	.00	.00	.00	.00	.36	.01	.00	.00
				Links	10+	.00	.00	.00	.00	.00	.00	.00	.00	.00	.00
21	1.16	(323,18)	.00		1.16	.00	.78	.00	.00	.00	.00	.38	.01	.00	.00
				Links	10+	.00	.00	.00	.00	.00	.00	.00	.00	.00	.00
22	1.19	(323,18)	.00		1.19	.00	.81	.00	.00	.00	.00	.38	.00	.00	.00
				Links	10+	.00	.00	.00	.00	.00	.00	.00	.00	.00	.00
23	1.19	(323,18)	.00		1.19	.00	.80	.00	.00	.00	.00	.39	.00	.00	.00
				Links	10+	.00	.00	.00	.00	.00	.00	.00	.00	.00	.00
24	1.20	(323,18)	.00		1.20	.00	.81	.00	.00	.00	.00	.39	.00	.00	.00
				Links	10+	.00	.00	.00	.00	.00	.00	.00	.00	.00	.00
25	1.20	(323,18)	.00		1.20	.00	.81	.00	.00	.00	.00	.39	.00	.00	.00
				Links	10+	.00	.00	.00	.00	.00	.00	.00	.00	.00	.00
26	1.20	(323,18)	.00		1.20	.00	.81	.00	.00	.00	.00	.39	.00	.00	.00
				Links	10+	.00	.00	.00	.00	.00	.00	.00	.00	.00	.00
27	1.20	(323,18)	.00		1.20	.00	.81	.00	.00	.00	.00	.39	.00	.00	.00
				Links	10+	.00	.00	.00	.00	.00	.00	.00	.00	.00	.00
28	1.20	(323,18)	.00		1.20	.00	.81	.00	.00	.00	.00	.39	.00	.00	.00
				Links	10+	.00	.00	.00	.00	.00	.00	.00	.00	.00	.00
29	1.21	(32,22)	.00		1.21	.00	.38	.23	.01	.01	.23	.03	.00	.00	.00
				Links	10+	.34	.00	.00	.00	.00	.00	.00	.00	.00	.00
30	1.36	(300,21)	.00		1.36	.00	.31	.25	.00	.00	.21	.04	.00	.03	.00
				Links	10+	.52	.00	.00	.00	.00	.00	.00	.00	.00	.00
31	1.77	(299,22)	.00		1.77	.00	.16	.37	.00	.00	.24	.00	.00	.04	.00
				Links	10+	.96	.00	.00	.00	.00	.00	.00	.00	.00	.00
32	2.52	(327,21)	.00		2.52	.00	.18	.43	.00	.00	.21	.15	.00	.03	.00
				Links	10+	1.54	.00	.00	.00	.00	.00	.00	.00	.00	.00
33	2.32	(316,22)	.00		2.32	.00	.28	.34	.00	.00	.08	.29	.00	.00	.00
				Links	10+	1.35	.00	.00	.00	.00	.00	.00	.00	.00	.00
34	1.79	(260,23)	.00		1.79	.00	.30	.34	.00	.00	.05	.27	.00	.00	.01
				Links	10+	.81	.00	.00	.00	.00	.00	.00	.00	.00	.00
35	1.50	(261, 1)	.00		1.50	.00	.28	.36	.00	.00	.06	.25	.00	.00	.01
				Links	10+	.54	.00	.00	.00	.00	.00	.00	.00	.00	.00
36	1.26	(260,24)	.00		1.26	.00	.19	.41	.00	.00	.10	.23	.00	.00	.01
				Links	10+	.33	.00	.00	.00	.00	.00	.00	.00	.00	.00
37	1.21	(260,24)	.00		1.21	.00	.16	.49	.00	.00	.14	.17	.00	.00	.01
				Links	10+	.24	.00	.00	.00	.00	.00	.00	.00	.00	.00
38	1.05	(94,21)	.00		1.05	.00	.03	.60	.00	.00	.32	.03	.00	.03	.00
				Links	10+	.03	.00	.00	.00	.00	.00	.00	.00	.00	.00

JOB: HSS FDR Air Quality Existing/35' Jets

RUN: FDR DRIVE BET E 67TH-75TH STS/35' JETS

LINK CONTRIBUTION TABLES

SECOND HIGHEST 8-HOUR AVERAGED LINK CONTRIBUTIONS
IN PARTS PER MILLION (PPM)
INCLUDING AMBIENT BACKGROUND CONCENTRATIONS.

Rcptr No.	Total Conc	Ending Day Hr	Ambient Backgnd	Total Link	Link +1	Link +2	Link +3	Link +4	Link +5	Link +6	Link +7	Link +8	Link +9	Link +10
39	1.05	(94,21)	.00	1.05	.00	.03	.60	.00	.00	.32	.03	.00	.03	.00
				Links 10+	.03	.00	.00	.00	.00	.00	.00	.00	.00	.00
40	1.07	(94,21)	.00	1.07	.00	.03	.60	.00	.00	.33	.03	.00	.05	.00
				Links 10+	.02	.00	.00	.00	.00	.00	.00	.00	.00	.00
41	1.05	(94,21)	.00	1.05	.00	.03	.60	.00	.00	.32	.03	.00	.05	.00
				Links 10+	.02	.00	.00	.00	.00	.00	.00	.00	.00	.00
42	1.05	(94,21)	.00	1.05	.00	.03	.60	.00	.00	.32	.03	.00	.05	.00
				Links 10+	.02	.00	.00	.00	.00	.00	.00	.00	.00	.00
43	1.05	(323,18)	.00	1.05	.00	.08	.58	.00	.00	.25	.10	.00	.01	.00
				Links 10+	.04	.00	.00	.00	.00	.00	.00	.00	.00	.00
44	1.05	(94,21)	.00	1.05	.00	.02	.62	.00	.00	.33	.02	.00	.05	.00
				Links 10+	.02	.00	.00	.00	.00	.00	.00	.00	.00	.00
45	1.04	(323,18)	.00	1.04	.00	.05	.60	.00	.00	.26	.08	.00	.01	.00
				Links 10+	.04	.00	.00	.00	.00	.00	.00	.00	.00	.00
46	1.02	(323,18)	.00	1.03	.00	.05	.60	.00	.00	.26	.08	.00	.01	.00
				Links 10+	.03	.00	.00	.00	.00	.00	.00	.00	.00	.00
47	1.02	(323,18)	.00	1.03	.00	.05	.60	.00	.00	.26	.06	.00	.03	.00
				Links 10+	.03	.00	.00	.00	.00	.00	.00	.00	.00	.00
48	1.01	(323,18)	.00	1.01	.00	.05	.60	.00	.00	.26	.06	.00	.03	.00
				Links 10+	.01	.00	.00	.00	.00	.00	.00	.00	.00	.00
49	1.01	(323,18)	.00	1.01	.00	.05	.60	.00	.00	.26	.06	.00	.04	.00
				Links 10+	.00	.00	.00	.00	.00	.00	.00	.00	.00	.00
50	1.03	(323,18)	.00	1.03	.00	.05	.60	.00	.00	.30	.04	.00	.04	.00
				Links 10+	.00	.00	.00	.00	.00	.00	.00	.00	.00	.00
51	1.01	(323,18)	.00	1.01	.00	.04	.60	.00	.00	.30	.04	.00	.04	.00
				Links 10+	.00	.00	.00	.00	.00	.00	.00	.00	.00	.00
52	1.00	(323,18)	.00	1.00	.00	.03	.60	.00	.00	.30	.04	.00	.04	.00
				Links 10+	.00	.00	.00	.00	.00	.00	.00	.00	.00	.00
53	1.01	(323,18)	.00	1.01	.00	.03	.60	.00	.00	.31	.04	.00	.04	.00
				Links 10+	.00	.00	.00	.00	.00	.00	.00	.00	.00	.00
54	1.01	(323,18)	.00	1.01	.00	.03	.61	.00	.00	.31	.04	.00	.03	.00
				Links 10+	.00	.00	.00	.00	.00	.00	.00	.00	.00	.00
55	1.00	(323,18)	.00	1.00	.00	.01	.61	.00	.01	.30	.04	.00	.03	.00
				Links 10+	.00	.00	.00	.00	.00	.00	.00	.00	.00	.00
56	.99	(323,18)	.00	.99	.00	.01	.55	.05	.05	.28	.03	.00	.03	.00
				Links 10+	.00	.00	.00	.00	.00	.00	.00	.00	.00	.00
57	1.56	(327,21)	.00	1.56	.46	.10	.00	.00	.00	.00	.11	.25	.00	.00
				Links 10+	.00	.64	.00	.00	.00	.00	.00	.00	.00	.00

JOB: HSS FDR Air Quality Existing/35' Jets

RUN: FDR DRIVE BET E 67TH-75TH STS/35' JETS

LINK CONTRIBUTION TABLES

SECOND HIGHEST 8-HOUR AVERAGED LINK CONTRIBUTIONS
IN PARTS PER MILLION (PPM)
INCLUDING AMBIENT BACKGROUND CONCENTRATIONS.

Rcptr No.	Total Conc	Ending Day Hr	Ambient Backgnd	Total Link	Link +1	Link +2	Link +3	Link +4	Link +5	Link +6	Link +7	Link +8	Link +9	Link +10
58	1.33	(94,21)	.00	1.33	.60	.02	.00	.00	.00	.00	.03	.35	.00	.00
			Links 10+		.00	.33	.00	.00	.00	.00	.00	.00	.00	.00
59	1.20	(299,22)	.00	1.20	.39	.16	.00	.00	.00	.00	.21	.10	.00	.01
			Links 10+		.00	.33	.00	.00	.00	.00	.00	.00	.00	.00
60	1.16	(32,23)	.00	1.16	.38	.20	.01	.00	.00	.01	.24	.10	.00	.00
			Links 10+		.00	.23	.00	.00	.00	.00	.00	.00	.00	.00

MAXIMUM 1-HOUR AVERAGED LINK CONTRIBUTIONS
IN PARTS PER MILLION (PPM)
INCLUDING AMBIENT BACKGROUND CONCENTRATIONS.

Rcptr No.	Total Conc	Ending Day Hr	Ambient Backgnd	Total Link	Link +1	Link +2	Link +3	Link +4	Link +5	Link +6	Link +7	Link +8	Link +9	Link +10
1	3.00	(60, 8)	.00	3.00	.70	.10	.00	.00	.00	.00	.10	.50	.00	.00
			Links 10+		.00	1.60	.00	.00	.00	.00	.00	.00	.00	.00
2	2.70	(60, 8)	.00	2.70	.10	.90	.00	.00	.00	.00	.30	.30	.00	.00
			Links 10+		.00	1.10	.00	.00	.00	.00	.00	.00	.00	.00
3	2.50	(87, 9)	.00	2.50	.10	.90	.00	.00	.00	.00	.30	.30	.00	.00
			Links 10+		.00	.90	.00	.00	.00	.00	.00	.00	.00	.00
4	2.50	(299,18)	.00	2.50	.00	1.60	.00	.00	.00	.00	.80	.00	.00	.10
			Links 10+		.00	.00	.00	.00	.00	.00	.00	.00	.00	.00
5	2.50	(299,18)	.00	2.50	.00	1.60	.00	.00	.00	.00	.80	.00	.00	.10
			Links 10+		.00	.00	.00	.00	.00	.00	.00	.00	.00	.00
6	2.50	(299,18)	.00	2.50	.00	1.60	.00	.00	.00	.00	.80	.00	.00	.10
			Links 10+		.00	.00	.00	.00	.00	.00	.00	.00	.00	.00
7	2.50	(299,18)	.00	2.50	.00	1.60	.00	.00	.00	.00	.80	.00	.00	.10
			Links 10+		.00	.00	.00	.00	.00	.00	.00	.00	.00	.00
8	2.50	(299,18)	.00	2.50	.00	1.60	.00	.00	.00	.00	.80	.00	.00	.10
			Links 10+		.00	.00	.00	.00	.00	.00	.00	.00	.00	.00
9	2.50	(299,18)	.00	2.50	.00	1.60	.00	.00	.00	.00	.80	.00	.00	.10
			Links 10+		.00	.00	.00	.00	.00	.00	.00	.00	.00	.00
10	2.50	(299,18)	.00	2.50	.00	1.60	.00	.00	.00	.00	.80	.00	.00	.10
			Links 10+		.00	.00	.00	.00	.00	.00	.00	.00	.00	.00
11	2.40	(299,18)	.00	2.40	.00	1.60	.00	.00	.00	.00	.70	.00	.00	.10
			Links 10+		.00	.00	.00	.00	.00	.00	.00	.00	.00	.00
12	2.40	(299,18)	.00	2.40	.00	1.60	.00	.00	.00	.00	.70	.00	.00	.10
			Links 10+		.00	.00	.00	.00	.00	.00	.00	.00	.00	.00

JOB: HSS FDR Air Quality Existing/35' Jets

RUN: FDR DRIVE BET E 67TH-75TH STS/35' JETS

LINK CONTRIBUTION TABLES

MAXIMUM 1-HOUR AVERAGED LINK CONTRIBUTIONS
IN PARTS PER MILLION (PPM)
INCLUDING AMBIENT BACKGROUND CONCENTRATIONS.

Rcptr No.	Total Conc	Ending Day Hr	Ambient Backgnd	Total Link	Link +1	Link +2	Link +3	Link +4	Link +5	Link +6	Link +7	Link +8	Link +9	Link +10
13	2.50	(299,18)	.00	2.50	.00	1.60	.00	.00	.00	.10	.70	.00	.00	.10
				Links 10+	.00	.00	.00	.00	.00	.00	.00	.00	.00	.00
14	2.50	(299,18)	.00	2.50	.00	1.60	.00	.00	.00	.10	.70	.00	.00	.10
				Links 10+	.00	.00	.00	.00	.00	.00	.00	.00	.00	.00
15	2.40	(299,18)	.00	2.40	.00	1.50	.00	.00	.00	.10	.70	.00	.00	.10
				Links 10+	.00	.00	.00	.00	.00	.00	.00	.00	.00	.00
16	2.40	(299,18)	.00	2.40	.00	1.50	.00	.00	.00	.10	.70	.00	.00	.10
				Links 10+	.00	.00	.00	.00	.00	.00	.00	.00	.00	.00
17	2.40	(299,18)	.00	2.40	.00	1.50	.10	.00	.00	.10	.70	.00	.00	.00
				Links 10+	.00	.00	.00	.00	.00	.00	.00	.00	.00	.00
18	2.40	(299,18)	.00	2.40	.00	1.50	.10	.00	.00	.10	.70	.00	.00	.00
				Links 10+	.00	.00	.00	.00	.00	.00	.00	.00	.00	.00
19	2.50	(299,18)	.00	2.50	.00	1.50	.10	.00	.00	.10	.70	.00	.00	.00
				Links 10+	.10	.00	.00	.00	.00	.00	.00	.00	.00	.00
20	2.40	(299,18)	.00	2.40	.00	1.50	.10	.00	.00	.10	.60	.00	.00	.00
				Links 10+	.10	.00	.00	.00	.00	.00	.00	.00	.00	.00
21	2.40	(299,18)	.00	2.40	.00	1.50	.10	.00	.00	.10	.60	.00	.00	.00
				Links 10+	.10	.00	.00	.00	.00	.00	.00	.00	.00	.00
22	2.50	(299,18)	.00	2.50	.00	1.50	.10	.00	.00	.20	.60	.00	.00	.00
				Links 10+	.10	.00	.00	.00	.00	.00	.00	.00	.00	.00
23	2.60	(299,18)	.00	2.60	.00	1.50	.10	.00	.00	.20	.60	.00	.10	.00
				Links 10+	.10	.00	.00	.00	.00	.00	.00	.00	.00	.00
24	2.40	(299,18)	.00	2.40	.00	1.40	.10	.00	.00	.20	.50	.00	.10	.00
				Links 10+	.10	.00	.00	.00	.00	.00	.00	.00	.00	.00
25	2.60	(299,18)	.00	2.60	.00	1.40	.20	.00	.00	.30	.40	.00	.10	.00
				Links 10+	.20	.00	.00	.00	.00	.00	.00	.00	.00	.00
26	2.60	(299,18)	.00	2.60	.00	1.30	.20	.00	.00	.30	.40	.00	.10	.00
				Links 10+	.30	.00	.00	.00	.00	.00	.00	.00	.00	.00
27	2.80	(299,18)	.00	2.80	.00	1.30	.30	.00	.00	.40	.30	.00	.10	.00
				Links 10+	.40	.00	.00	.00	.00	.00	.00	.00	.00	.00
28	3.00	(299,18)	.00	3.00	.00	1.20	.40	.00	.00	.50	.20	.00	.10	.00
				Links 10+	.60	.00	.00	.00	.00	.00	.00	.00	.00	.00
29	3.10	(299,18)	.00	3.10	.00	1.00	.50	.00	.00	.50	.10	.00	.10	.00
				Links 10+	.90	.00	.00	.00	.00	.00	.00	.00	.00	.00
30	3.50	(299,18)	.00	3.50	.00	.70	.70	.00	.00	.60	.00	.00	.10	.00
				Links 10+	1.40	.00	.00	.00	.00	.00	.00	.00	.00	.00
31	4.00	(299,18)	.00	4.00	.00	.30	1.00	.00	.00	.60	.00	.00	.10	.00
				Links 10+	2.00	.00	.00	.00	.00	.00	.00	.00	.00	.00

JOB: HSS FDR Air Quality Existing/35' Jets

RUN: FDR DRIVE BET E 67TH-75TH STS/35' JETS

LINK CONTRIBUTION TABLES

MAXIMUM 1-HOUR AVERAGED LINK CONTRIBUTIONS
IN PARTS PER MILLION (PPM)
INCLUDING AMBIENT BACKGROUND CONCENTRATIONS.

Rcptr No.	Total Conc	Ending Day Hr	Ambient Backgnd	Total Link	Link +1	Link +2	Link +3	Link +4	Link +5	Link +6	Link +7	Link +8	Link +9	Link +10
32	5.70	(94,17)	.00	5.70	.00	.10	1.00	.00	.00	.50	.10	.00	.10	.00
				Links 10+	3.90	.00	.00	.00	.00	.00	.00	.00	.00	.00
33	4.50	(60, 8)	.00	4.50	.00	.10	.70	.00	.00	.30	.20	.00	.00	.00
				Links 10+	3.20	.00	.00	.00	.00	.00	.00	.00	.00	.00
34	3.40	(356,16)	.00	3.40	.00	.70	.60	.00	.00	.00	.60	.00	.00	.00
				Links 10+	1.50	.00	.00	.00	.00	.00	.00	.00	.00	.00
35	3.10	(323,16)	.00	3.10	.00	.60	.70	.00	.00	.10	.60	.00	.00	.00
				Links 10+	1.10	.00	.00	.00	.00	.00	.00	.00	.00	.00
36	2.60	(276,21)	.00	2.60	.00	.50	.70	.00	.00	.10	.50	.00	.00	.10
				Links 10+	.70	.00	.00	.00	.00	.00	.00	.00	.00	.00
37	2.50	(99,18)	.00	2.50	.00	.70	.70	.00	.00	.10	.50	.00	.00	.00
				Links 10+	.50	.00	.00	.00	.00	.00	.00	.00	.00	.00
38	2.40	(276,21)	.00	2.40	.00	.40	.90	.00	.00	.20	.40	.00	.00	.10
				Links 10+	.40	.00	.00	.00	.00	.00	.00	.00	.00	.00
39	2.20	(99,18)	.00	2.20	.00	.50	.80	.00	.00	.10	.40	.00	.00	.00
				Links 10+	.40	.00	.00	.00	.00	.00	.00	.00	.00	.00
40	2.10	(99,18)	.00	2.10	.00	.50	.80	.00	.00	.10	.40	.00	.00	.00
				Links 10+	.30	.00	.00	.00	.00	.00	.00	.00	.00	.00
41	2.10	(99,18)	.00	2.10	.00	.40	.90	.00	.00	.20	.40	.00	.00	.00
				Links 10+	.20	.00	.00	.00	.00	.00	.00	.00	.00	.00
42	2.00	(99,18)	.00	2.00	.00	.40	.90	.00	.00	.20	.30	.00	.00	.00
				Links 10+	.20	.00	.00	.00	.00	.00	.00	.00	.00	.00
43	2.10	(299,18)	.00	2.10	.00	.00	1.20	.10	.20	.50	.00	.00	.10	.00
				Links 10+	.00	.00	.00	.00	.00	.00	.00	.00	.00	.00
44	2.10	(299,18)	.00	2.10	.00	.00	1.20	.10	.20	.50	.00	.00	.10	.00
				Links 10+	.00	.00	.00	.00	.00	.00	.00	.00	.00	.00
45	2.10	(299,18)	.00	2.10	.00	.00	1.20	.10	.20	.50	.00	.00	.10	.00
				Links 10+	.00	.00	.00	.00	.00	.00	.00	.00	.00	.00
46	2.10	(299,18)	.00	2.10	.00	.00	1.20	.10	.20	.50	.00	.00	.10	.00
				Links 10+	.00	.00	.00	.00	.00	.00	.00	.00	.00	.00
47	2.20	(299,18)	.00	2.20	.00	.00	1.20	.20	.30	.40	.00	.00	.10	.00
				Links 10+	.00	.00	.00	.00	.00	.00	.00	.00	.00	.00
48	2.00	(299,18)	.00	2.00	.00	.00	1.10	.20	.30	.40	.00	.00	.00	.00
				Links 10+	.00	.00	.00	.00	.00	.00	.00	.00	.00	.00
49	2.10	(299,18)	.00	2.10	.00	.00	1.10	.20	.40	.40	.00	.00	.00	.00
				Links 10+	.00	.00	.00	.00	.00	.00	.00	.00	.00	.00
50	2.10	(299,18)	.00	2.10	.00	.00	1.10	.30	.40	.30	.00	.00	.00	.00
				Links 10+	.00	.00	.00	.00	.00	.00	.00	.00	.00	.00

JOB: HSS FDR Air Quality Existing/35' Jets

RUN: FDR DRIVE BET E 67TH-75TH STS/35' JETS

LINK CONTRIBUTION TABLES

MAXIMUM 1-HOUR AVERAGED LINK CONTRIBUTIONS
IN PARTS PER MILLION (PPM)
INCLUDING AMBIENT BACKGROUND CONCENTRATIONS.

Rcptr No.	Total Conc	Ending Day Hr	Ambient Backgnd	Total Link	Link +1	Link +2	Link +3	Link +4	Link +5	Link +6	Link +7	Link +8	Link +9	Link +10
51	2.10	(299,18)	.00	2.10	.00	.00	1.00	.30	.50	.30	.00	.00	.00	.00
				Links 10+	.00	.00	.00	.00	.00	.00	.00	.00	.00	.00
52	2.10	(299,18)	.00	2.10	.00	.00	.90	.40	.60	.20	.00	.00	.00	.00
				Links 10+	.00	.00	.00	.00	.00	.00	.00	.00	.00	.00
53	2.20	(299,18)	.00	2.20	.00	.00	.80	.60	.70	.10	.00	.00	.00	.00
				Links 10+	.00	.00	.00	.00	.00	.00	.00	.00	.00	.00
54	2.10	(299,18)	.00	2.10	.00	.00	.60	.80	.70	.00	.00	.00	.00	.00
				Links 10+	.00	.00	.00	.00	.00	.00	.00	.00	.00	.00
55	2.10	(299,18)	.00	2.10	.00	.00	.30	1.10	.70	.00	.00	.00	.00	.00
				Links 10+	.00	.00	.00	.00	.00	.00	.00	.00	.00	.00
56	2.00	(99,18)	.00	2.00	.00	.20	1.10	.00	.00	.40	.20	.00	.00	.00
				Links 10+	.10	.00	.00	.00	.00	.00	.00	.00	.00	.00
57	3.30	(94,17)	.00	3.30	.90	.30	.00	.00	.00	.00	.30	.40	.00	.00
				Links 10+	.00	1.40	.00	.00	.00	.00	.00	.00	.00	.00
58	3.20	(94,17)	.00	3.20	1.10	.10	.00	.00	.00	.00	.20	.60	.00	.00
				Links 10+	.00	1.20	.00	.00	.00	.00	.00	.00	.00	.00
59	2.70	(299,18)	.00	2.70	.80	.60	.00	.00	.00	.00	.70	.10	.00	.10
				Links 10+	.00	.40	.00	.00	.00	.00	.00	.00	.00	.00
60	2.80	(299,18)	.00	2.80	.90	.40	.00	.00	.00	.00	.60	.20	.00	.10
				Links 10+	.00	.60	.00	.00	.00	.00	.00	.00	.00	.00

SECOND HIGHEST 1-HOUR AVERAGED LINK CONTRIBUTIONS
IN PARTS PER MILLION (PPM)
INCLUDING AMBIENT BACKGROUND CONCENTRATIONS.

Rcptr No.	Total Conc	Ending Day Hr	Ambient Backgnd	Total Link	Link +1	Link +2	Link +3	Link +4	Link +5	Link +6	Link +7	Link +8	Link +9	Link +10
1	2.90	(94,17)	.00	2.90	.30	1.10	.00	.00	.00	.00	.60	.20	.00	.00
				Links 10+	.00	.70	.00	.00	.00	.00	.00	.00	.00	.00
2	2.60	(87, 9)	.00	2.60	.40	.60	.00	.00	.00	.00	.10	.50	.00	.00
				Links 10+	.00	1.00	.00	.00	.00	.00	.00	.00	.00	.00
3	2.50	(299,18)	.00	2.50	.00	1.60	.00	.00	.00	.00	.80	.00	.00	.10
				Links 10+	.00	.00	.00	.00	.00	.00	.00	.00	.00	.00
4	2.30	(94,17)	.00	2.30	.00	1.40	.00	.00	.00	.00	.80	.00	.00	.10
				Links 10+	.00	.00	.00	.00	.00	.00	.00	.00	.00	.00
5	2.30	(94,17)	.00	2.30	.00	1.40	.00	.00	.00	.00	.80	.00	.00	.10
				Links 10+	.00	.00	.00	.00	.00	.00	.00	.00	.00	.00

JOB: HSS FDR Air Quality Existing/35' Jets

RUN: FDR DRIVE BET E 67TH-75TH STS/35' JETS

LINK CONTRIBUTION TABLES

SECOND HIGHEST 1-HOUR AVERAGED LINK CONTRIBUTIONS
IN PARTS PER MILLION (PPM)
INCLUDING AMBIENT BACKGROUND CONCENTRATIONS.

Rcptr No.	Total Conc	Ending Day Hr	Ambient Backgnd	Total Link	Link +1	Link +2	Link +3	Link +4	Link +5	Link +6	Link +7	Link +8	Link +9	Link +10
6	2.30	(94,17)	.00	2.30	.00	1.40	.00	.00	.00	.00	.80	.00	.00	.10
				Links 10+	.00	.00	.00	.00	.00	.00	.00	.00	.00	.00
7	2.30	(94,17)	.00	2.30	.00	1.40	.00	.00	.00	.00	.80	.00	.00	.10
				Links 10+	.00	.00	.00	.00	.00	.00	.00	.00	.00	.00
8	2.30	(94,17)	.00	2.30	.00	1.40	.00	.00	.00	.00	.80	.00	.00	.10
				Links 10+	.00	.00	.00	.00	.00	.00	.00	.00	.00	.00
9	2.30	(94,17)	.00	2.30	.00	1.40	.00	.00	.00	.00	.80	.00	.00	.10
				Links 10+	.00	.00	.00	.00	.00	.00	.00	.00	.00	.00
10	2.30	(94,17)	.00	2.30	.00	1.40	.00	.00	.00	.00	.80	.00	.00	.10
				Links 10+	.00	.00	.00	.00	.00	.00	.00	.00	.00	.00
11	2.30	(94,17)	.00	2.30	.00	1.40	.00	.00	.00	.00	.80	.00	.00	.10
				Links 10+	.00	.00	.00	.00	.00	.00	.00	.00	.00	.00
12	2.30	(94,17)	.00	2.30	.00	1.40	.00	.00	.00	.00	.80	.00	.00	.10
				Links 10+	.00	.00	.00	.00	.00	.00	.00	.00	.00	.00
13	2.30	(94,17)	.00	2.30	.00	1.40	.00	.00	.00	.00	.80	.00	.00	.10
				Links 10+	.00	.00	.00	.00	.00	.00	.00	.00	.00	.00
14	2.30	(94,17)	.00	2.30	.00	1.40	.00	.00	.00	.00	.80	.00	.00	.10
				Links 10+	.00	.00	.00	.00	.00	.00	.00	.00	.00	.00
15	2.30	(94,17)	.00	2.30	.00	1.40	.00	.00	.00	.00	.80	.00	.00	.10
				Links 10+	.00	.00	.00	.00	.00	.00	.00	.00	.00	.00
16	2.30	(94,17)	.00	2.30	.00	1.40	.00	.00	.00	.00	.80	.00	.00	.10
				Links 10+	.00	.00	.00	.00	.00	.00	.00	.00	.00	.00
17	2.30	(94,17)	.00	2.30	.00	1.40	.00	.00	.00	.00	.80	.00	.00	.10
				Links 10+	.00	.00	.00	.00	.00	.00	.00	.00	.00	.00
18	2.30	(94,17)	.00	2.30	.00	1.40	.00	.00	.00	.00	.80	.00	.00	.10
				Links 10+	.00	.00	.00	.00	.00	.00	.00	.00	.00	.00
19	2.30	(94,17)	.00	2.30	.00	1.40	.00	.00	.00	.00	.80	.00	.00	.10
				Links 10+	.00	.00	.00	.00	.00	.00	.00	.00	.00	.00
20	2.30	(94,17)	.00	2.30	.00	1.40	.00	.00	.00	.00	.80	.00	.00	.10
				Links 10+	.00	.00	.00	.00	.00	.00	.00	.00	.00	.00
21	2.30	(94,17)	.00	2.30	.00	1.40	.00	.00	.00	.00	.80	.00	.00	.10
				Links 10+	.00	.00	.00	.00	.00	.00	.00	.00	.00	.00
22	2.30	(94,17)	.00	2.30	.00	1.40	.00	.00	.00	.00	.80	.00	.00	.10
				Links 10+	.00	.00	.00	.00	.00	.00	.00	.00	.00	.00
23	2.30	(94,17)	.00	2.30	.00	1.40	.00	.00	.00	.00	.80	.00	.00	.10
				Links 10+	.00	.00	.00	.00	.00	.00	.00	.00	.00	.00
24	2.30	(94,17)	.00	2.30	.00	1.40	.00	.00	.00	.00	.80	.00	.00	.10
				Links 10+	.00	.00	.00	.00	.00	.00	.00	.00	.00	.00

JOB: HSS FDR Air Quality Existing/35' Jets

RUN: FDR DRIVE BET E 67TH-75TH STS/35' JETS

LINK CONTRIBUTION TABLES

SECOND HIGHEST 1-HOUR AVERAGED LINK CONTRIBUTIONS
IN PARTS PER MILLION (PPM)
INCLUDING AMBIENT BACKGROUND CONCENTRATIONS.

Rcptr No.	Total Conc	Ending Day Hr	Ambient Backgnd	Total Link	Link +1	Link +2	Link +3	Link +4	Link +5	Link +6	Link +7	Link +8	Link +9	Link +10
25	2.30	(94,17)	.00	2.30	.00	1.40	.00	.00	.00	.00	.80	.00	.00	.10
				Links 10+	.00	.00	.00	.00	.00	.00	.00	.00	.00	.00
26	2.30	(94,17)	.00	2.30	.00	1.40	.00	.00	.00	.00	.80	.00	.00	.10
				Links 10+	.00	.00	.00	.00	.00	.00	.00	.00	.00	.00
27	2.40	(228, 8)	.00	2.40	.00	.90	.30	.00	.10	.40	.20	.00	.10	.00
				Links 10+	.40	.00	.00	.00	.00	.00	.00	.00	.00	.00
28	2.40	(228, 8)	.00	2.40	.00	.80	.40	.00	.10	.40	.10	.00	.10	.00
				Links 10+	.50	.00	.00	.00	.00	.00	.00	.00	.00	.00
29	2.60	(228, 8)	.00	2.60	.00	.70	.50	.00	.10	.50	.00	.00	.10	.00
				Links 10+	.70	.00	.00	.00	.00	.00	.00	.00	.00	.00
30	3.00	(228, 8)	.00	3.00	.00	.50	.70	.00	.10	.50	.00	.00	.10	.00
				Links 10+	1.10	.00	.00	.00	.00	.00	.00	.00	.00	.00
31	3.70	(94,17)	.00	3.70	.00	1.10	.40	.00	.00	.30	.40	.00	.10	.00
				Links 10+	1.40	.00	.00	.00	.00	.00	.00	.00	.00	.00
32	4.70	(201, 8)	.00	4.70	.00	.00	.80	.00	.00	.50	.00	.00	.10	.00
				Links 10+	3.30	.00	.00	.00	.00	.00	.00	.00	.00	.00
33	4.30	(87, 9)	.00	4.30	.00	.30	.60	.00	.00	.10	.50	.00	.00	.10
				Links 10+	2.70	.00	.00	.00	.00	.00	.00	.00	.00	.00
34	3.30	(174,21)	.00	3.30	.00	.30	.70	.00	.00	.10	.40	.00	.00	.10
				Links 10+	1.70	.00	.00	.00	.00	.00	.00	.00	.00	.00
35	2.90	(356,16)	.00	2.90	.00	.50	.70	.00	.00	.10	.50	.00	.00	.00
				Links 10+	1.10	.00	.00	.00	.00	.00	.00	.00	.00	.00
36	2.50	(99,18)	.00	2.50	.00	.70	.60	.00	.00	.00	.50	.00	.00	.00
				Links 10+	.70	.00	.00	.00	.00	.00	.00	.00	.00	.00
37	2.30	(276,21)	.00	2.30	.00	.40	.80	.00	.00	.10	.40	.00	.00	.10
				Links 10+	.50	.00	.00	.00	.00	.00	.00	.00	.00	.00
38	2.20	(99,18)	.00	2.20	.00	.60	.70	.00	.00	.10	.40	.00	.00	.00
				Links 10+	.40	.00	.00	.00	.00	.00	.00	.00	.00	.00
39	2.10	(299,18)	.00	2.10	.00	.00	1.20	.10	.10	.60	.00	.00	.10	.00
				Links 10+	.00	.00	.00	.00	.00	.00	.00	.00	.00	.00
40	2.10	(276,21)	.00	2.10	.00	.30	1.00	.00	.00	.30	.30	.00	.00	.00
				Links 10+	.20	.00	.00	.00	.00	.00	.00	.00	.00	.00
41	2.10	(299,18)	.00	2.10	.00	.00	1.20	.10	.10	.60	.00	.00	.10	.00
				Links 10+	.00	.00	.00	.00	.00	.00	.00	.00	.00	.00
42	2.00	(299,18)	.00	2.00	.00	.00	1.20	.10	.10	.50	.00	.00	.10	.00
				Links 10+	.00	.00	.00	.00	.00	.00	.00	.00	.00	.00
43	2.00	(99,18)	.00	2.00	.00	.40	.90	.00	.00	.20	.30	.00	.00	.00
				Links 10+	.20	.00	.00	.00	.00	.00	.00	.00	.00	.00

LINK CONTRIBUTION TABLES

SECOND HIGHEST 1-HOUR AVERAGED LINK CONTRIBUTIONS
IN PARTS PER MILLION (PPM)
INCLUDING AMBIENT BACKGROUND CONCENTRATIONS.

Rcptr No.	Total Conc	Ending Day Hr	Ambient Backgnd	Total Link	Link +1	Link +2	Link +3	Link +4	Link +5	Link +6	Link +7	Link +8	Link +9	Link +10
44	1.90	(99,18)	.00	1.90	.00	.30	.90	.00	.00	.20	.30	.00	.00	.00
				Links 10+	.20	.00	.00	.00	.00	.00	.00	.00	.00	.00
45	2.00	(276,21)	.00	2.00	.00	.20	1.10	.00	.00	.40	.20	.00	.00	.00
				Links 10+	.10	.00	.00	.00	.00	.00	.00	.00	.00	.00
46	1.90	(276,21)	.00	1.90	.00	.10	1.10	.00	.00	.40	.20	.00	.00	.00
				Links 10+	.10	.00	.00	.00	.00	.00	.00	.00	.00	.00
47	2.00	(99,18)	.00	2.00	.00	.30	1.00	.00	.00	.30	.30	.00	.00	.00
				Links 10+	.10	.00	.00	.00	.00	.00	.00	.00	.00	.00
48	1.90	(99,18)	.00	1.90	.00	.30	1.00	.00	.00	.30	.20	.00	.00	.00
				Links 10+	.10	.00	.00	.00	.00	.00	.00	.00	.00	.00
49	1.90	(356,16)	.00	1.90	.00	.10	1.10	.00	.00	.50	.10	.00	.10	.00
				Links 10+	.00	.00	.00	.00	.00	.00	.00	.00	.00	.00
50	1.90	(99,18)	.00	1.90	.00	.20	1.10	.00	.00	.30	.20	.00	.00	.00
				Links 10+	.10	.00	.00	.00	.00	.00	.00	.00	.00	.00
51	1.90	(99,18)	.00	1.90	.00	.20	1.10	.00	.00	.30	.20	.00	.00	.00
				Links 10+	.10	.00	.00	.00	.00	.00	.00	.00	.00	.00
52	1.90	(99,18)	.00	1.90	.00	.20	1.10	.00	.00	.30	.20	.00	.00	.00
				Links 10+	.10	.00	.00	.00	.00	.00	.00	.00	.00	.00
53	1.90	(99,18)	.00	1.90	.00	.20	1.10	.00	.00	.30	.20	.00	.00	.00
				Links 10+	.10	.00	.00	.00	.00	.00	.00	.00	.00	.00
54	2.00	(94,17)	.00	2.00	.00	.00	1.10	.10	.20	.50	.00	.00	.10	.00
				Links 10+	.00	.00	.00	.00	.00	.00	.00	.00	.00	.00
55	1.90	(99,18)	.00	1.90	.00	.20	1.10	.00	.00	.30	.20	.00	.00	.00
				Links 10+	.10	.00	.00	.00	.00	.00	.00	.00	.00	.00
56	2.00	(299,18)	.00	2.00	.00	.00	.00	1.30	.70	.00	.00	.00	.00	.00
				Links 10+	.00	.00	.00	.00	.00	.00	.00	.00	.00	.00
57	3.00	(266, 8)	.00	3.00	.80	.00	.00	.00	.00	.00	.20	.40	.00	.00
				Links 10+	.00	1.60	.00	.00	.00	.00	.00	.00	.00	.00
58	2.90	(201, 8)	.00	2.90	.80	.00	.00	.00	.00	.00	.10	.50	.00	.00
				Links 10+	.00	1.50	.00	.00	.00	.00	.00	.00	.00	.00
59	2.50	(94,17)	.00	2.50	1.10	.00	.00	.00	.00	.00	.10	.60	.00	.00
				Links 10+	.00	.70	.00	.00	.00	.00	.00	.00	.00	.00
60	2.10	(228, 8)	.00	2.10	.70	.50	.00	.00	.00	.00	.50	.10	.00	.00
				Links 10+	.00	.30	.00	.00	.00	.00	.00	.00	.00	.00

JOB: HSS FDR Air Quality Existing/35' Jets

RUN: FDR DRIVE BET E 67TH-75TH STS/35' JETS

CALM DURATION FREQUENCY

Hours of Consecutive Calm Winds	Frequency of Occurrence	(Julian day/hour ending) of Significant Occurrences
1	126	(1,24)(2, 7)(4, 6)(5,21)(33,12)(36,17)(36,19)(43, 6)(43, 9)(52, 7) (55, 1)(55,22)(59, 9)(64, 3)(64, 5)(64,24)(80, 9)(81, 2)(84, 8)(85,22) (86, 1)(86, 7)(87, 5)(94,16)(98, 2)(105, 8)(109, 2)(113, 9)(113,12)(115, 5) (117,12)(125,21)(126, 1)(127,13)(130,22)(131, 1)(132, 2)(132,22)(133, 2)(133, 4) (133, 6)(133,12)(136, 3)(137,11)(137,21)(138,24)(139, 4)(140, 8)(140,21)(141, 2) (142,10)(143, 8)(146, 3)(146, 9)(147,21)(149,15)(163,14)(164,16)(171, 7)(173, 3) (174,13)(174,17)(177,17)(178, 4)(178, 8)(184,19)(184,21)(185,12)(188,24)(189,12) (192,21)(201,11)(202,22)(210,24)(211,11)(212, 1)(212, 5)(222, 5)(222,23)(226,20) (227, 6)(227,23)(228, 7)(229, 5)(229,12)(230, 6)(230, 9)(231, 3)(232,22)(234, 7) (247, 2)(256, 1)(256,12)(257, 1)(257,11)(260,11)(264,20)(266, 4)(268, 4)(268, 9) (271, 3)(274, 4)(276, 1)(276, 5)(281, 5)(281,13)(287, 4)(289, 4)(299,22)(299,24) (301,12)(302,16)(309,20)(312, 7)(321,23)(322, 2)(324,14)(327, 4)(328,22)(338, 1) (338, 3)(343, 2)(346, 5)(351, 1)(357, 5)(357, 8)
2	33	(2,24)(54,21)(64, 1)(83, 7)(94,14)(100, 1)(107,17)(133,10)(137, 2)(137,24) (149,10)(173, 6)(175,23)(180, 9)(182, 9)(183, 9)(193, 5)(222,10)(229,22)(255,20) (266, 7)(287,10)(288, 1)(289, 2)(292,17)(321,11)(322,14)(323, 8)(324, 6)(324,12) (356, 7)(357, 3)(360,15)
3	10	(2,19)(33,16)(60, 7)(80, 7)(135,24)(186, 6)(204, 6)(280, 9)(315,10)(338, 8) (
4	5	(203, 8)(271, 1)(278, 4)(323, 4)(327, 2)
6	2	(133,20)(282, 4)
7	1	(22,15)
10	1	(134, 7)
13	1	(184,11)

Program terminated normally

JOB: HSS FDR Air Quality Existing/70' Jets

RUN: FDR DRIVE BET E 67TH-75TH STS/70' JETS

General Information

Run start date: 1/ 1/ 0 Julian: 1
end date: 12/31/ 0 Julian: 366

A Tier 2 approach was used for input data preparation.

The MODE flag has been set to C for calculating CO averages.

Ambient background concentrations are included in the averages below.

Site & Meteorological Constants

VS = .0 CM/S VD = .0 CM/S Z0 = 175. CM ATIM = 60.

Met. Sfc. Sta. Id & Yr = 72503 2000
Upper Air Sta. Id & Yr = 94703 2000

CAUTION: The input years for the Run and Meteorological data
differ. The respective values are: 0 and 2000.

Urban mixing heights were processed.

In 2000, Julian day 1 is a Saturday.

The patterns from the input file
have been assigned as follows:

Pattern # 1 is assigned to Monday.
Pattern # 1 is assigned to Tuesday.
Pattern # 1 is assigned to Wednesday.
Pattern # 1 is assigned to Thursday.
Pattern # 1 is assigned to Friday.
Pattern # 1 is assigned to Saturday.
Pattern # 1 is assigned to Sunday.

Link Data Constants - (Variable data in *.LNK file)

LINK DESCRIPTION	LINK COORDINATES (FT) X1	Y1	X2	Y2	LENGTH (FT)	BRG (DEG)	TYPE	H (FT)	W (FT)	NLANES
1. FDR N/B 67th-68th St*	-132.0	-225.0	15.0	-10.0	260.	34.	AG	.0	36.0	
2. FDR N/B 68th-71st St*	15.0	-10.0	438.0	608.0	749.	34.	AG	.0	36.0	
3. FDR N/B 71st-73rd St*	438.0	608.0	773.0	1098.0	594.	34.	AG	.0	36.0	
4. FDR N/B 73rd-75th St*	773.0	1098.0	1056.0	1625.0	598.	28.	AG	.0	36.0	
5. FDR S/B 75th-73rd St*	743.0	1118.0	1026.0	1645.0	598.	28.	AG	.0	36.0	
6. FDR S/B 73rd-71st St*	408.0	628.0	743.0	1118.0	594.	34.	AG	.0	36.0	

JOB: HSS FDR Air Quality Existing/70' Jets

RUN: FDR DRIVE BET E 67TH-75TH STS/70' JETS

Link Data Constants - (Variable data in *.LNK file)

	LINK DESCRIPTION	LINK COORDINATES (FT) X1	Y1	X2	Y2	LENGTH (FT)	BRG (DEG)	TYPE	H (FT)	W (FT)	NLANES
7.	FDR S/B 71st-68th St	-15.0	10.0	408.0	628.0	749.	34.	AG	.0	36.0	
8.	FDR S/B 68th-67th St	-162.0	-205.0	-15.0	10.0	260.	34.	AG	.0	36.0	
9.	FDR Service Rd 73-71	385.0	644.0	720.0	1134.0	594.	34.	AG	.0	32.0	
10.	FDR Service Rd 68-71	-38.0	26.0	385.0	644.0	749.	34.	AG	.0	32.0	
11.	FDR N/B 70' Jet 71St	438.0	608.0	478.0	665.0	70.	35.	AG	.0	32.0	
12.	FDR S/B 70' Jet 68St	-15.0	10.0	-55.0	-47.0	70.	215.	AG	.0	32.0	

Receptor Data

	RECEPTOR	COORDINATES (FT) X	Y	Z
1.	RECEPTOR 1	34.0	-23.0	6.0
2.	RECEPTOR 2	48.0	-4.0	6.0
3.	RECEPTOR 3	62.0	17.0	6.0
4.	RECEPTOR 4	75.0	37.0	6.0
5.	RECEPTOR 5	89.0	57.0	6.0
6.	RECEPTOR 6	103.0	77.0	6.0
7.	RECEPTOR 7	117.0	97.0	6.0
8.	RECEPTOR 8	130.0	117.0	6.0
9.	RECEPTOR 9	144.0	137.0	6.0
10.	RECEPTOR 10	158.0	158.0	6.0
11.	RECEPTOR 11	172.0	178.0	6.0
12.	RECEPTOR 12	186.0	198.0	6.0
13.	RECEPTOR 13	199.0	218.0	6.0
14.	RECEPTOR 14	213.0	238.0	6.0
15.	RECEPTOR 15	227.0	258.0	6.0
16.	RECEPTOR 16	241.0	278.0	6.0
17.	RECEPTOR 17	255.0	299.0	6.0
18.	RECEPTOR 18	268.0	319.0	6.0
19.	RECEPTOR 19	282.0	339.0	6.0
20.	RECEPTOR 20	296.0	359.0	6.0
21.	RECEPTOR 21	310.0	379.0	6.0
22.	RECEPTOR 22	323.0	399.0	6.0
23.	RECEPTOR 23	337.0	419.0	6.0
24.	RECEPTOR 24	351.0	440.0	6.0
25.	RECEPTOR 25	365.0	460.0	6.0
26.	RECEPTOR 26	379.0	480.0	6.0
27.	RECEPTOR 27	392.0	500.0	6.0
28.	RECEPTOR 28	406.0	520.0	6.0

JOB: HSS FDR Air Quality Existing/70' Jets

RUN: FDR DRIVE BET E 67TH-75TH STS/70' JETS

Receptor Data

	RECEPTOR	COORDINATES (FT) X	Y	Z
29.	RECEPTOR 29	420.0	540.0	6.0
30.	RECEPTOR 30	434.0	561.0	6.0
31.	RECEPTOR 31	447.0	581.0	6.0
32.	RECEPTOR 32	461.0	601.0	6.0
33.	RECEPTOR 33	475.0	621.0	6.0
34.	RECEPTOR 34	489.0	641.0	6.0
35.	RECEPTOR 35	503.0	661.0	6.0
36.	RECEPTOR 36	516.0	681.0	6.0
37.	RECEPTOR 37	530.0	702.0	6.0
38.	RECEPTOR 38	544.0	722.0	6.0
39.	RECEPTOR 39	558.0	742.0	6.0
40.	RECEPTOR 40	571.0	762.0	6.0
41.	RECEPTOR 41	585.0	782.0	6.0
42.	RECEPTOR 42	599.0	802.0	6.0
43.	RECEPTOR 43	613.0	822.0	6.0
44.	RECEPTOR 44	627.0	843.0	6.0
45.	RECEPTOR 45	640.0	863.0	6.0
46.	RECEPTOR 46	654.0	883.0	6.0
47.	RECEPTOR 47	668.0	903.0	6.0
48.	RECEPTOR 48	682.0	923.0	6.0
49.	RECEPTOR 49	696.0	943.0	6.0
50.	RECEPTOR 50	709.0	964.0	6.0
51.	RECEPTOR 51	723.0	984.0	6.0
52.	RECEPTOR 52	737.0	1004.0	6.0
53.	RECEPTOR 53	751.0	1024.0	6.0
54.	RECEPTOR 54	764.0	1044.0	6.0
55.	RECEPTOR 55	778.0	1064.0	6.0
56.	RECEPTOR 56	792.0	1084.0	6.0
57.	RECEPTOR 57	20.0	-44.0	6.0
58.	RECEPTOR 58	6.0	-64.0	6.0
59.	RECEPTOR 59	-7.0	-84.0	6.0
60.	RECEPTOR 60	-21.0	-104.0	6.0

JOB: HSS FDR Air Quality Existing/70' Jets

RUN: FDR DRIVE BET E 67TH-75TH STS/70' JETS

Model Results

Remarks : In search of the wind direction corresponding to the maximum concentration, only the first direction, of the directions with the same maximum concentrations, is indicated as the maximum.

* MAXIMUM HOURLY CONCENTRATIONS WITH ANY AMBIENT BACKGROUND CONCENTRATIONS (BKG) ADDED (PPM)

	REC1	REC2	REC3	REC4	REC5	REC6	REC7	REC8	REC9	REC10
MAX+BKG	2.8	2.6	2.7	2.6	2.6	2.5	2.5	2.6	2.5	2.5
- BKG	.0	.0	.0	.0	.0	.0	.0	.0	.0	.0
MAX	2.8	2.6	2.7	2.6	2.6	2.5	2.5	2.6	2.5	2.5
WIND DIR	23	23	23	23	23	231	23	231	23	231
JULIAN	72	72	72	72	72	30	72	30	72	30
HOUR	8	8	8	8	8	18	8	18	8	18

	REC11	REC12	REC13	REC14	REC15	REC16	REC17	REC18	REC19	REC20
MAX+BKG	2.6	2.7	2.6	2.7	2.6	2.6	2.6	2.7	2.6	2.7
- BKG	.0	.0	.0	.0	.0	.0	.0	.0	.0	.0
MAX	2.6	2.7	2.6	2.7	2.6	2.6	2.6	2.7	2.6	2.7
WIND DIR	23	23	23	28	23	23	231	231	231	23
JULIAN	72	72	72	339	72	72	30	30	30	72
HOUR	8	8	8	17	8	8	18	18	18	8

	REC21	REC22	REC23	REC24	REC25	REC26	REC27	REC28	REC29	REC30
MAX+BKG	2.7	2.8	2.9	2.8	2.8	2.7	2.9	2.9	3.0	3.3
- BKG	.0	.0	.0	.0	.0	.0	.0	.0	.0	.0
MAX	2.7	2.8	2.9	2.8	2.8	2.7	2.9	2.9	3.0	3.3
WIND DIR	23	23	23	23	23	23	23	23	23	23
JULIAN	72	72	72	72	72	72	72	72	72	72
HOUR	8	8	8	8	8	8	8	8	8	8

	REC31	REC32	REC33	REC34	REC35	REC36	REC37	REC38	REC39	REC40
MAX+BKG	3.6	3.5	3.7	3.7	3.9	3.5	3.0	3.0	2.5	2.6
- BKG	.0	.0	.0	.0	.0	.0	.0	.0	.0	.0
MAX	3.6	3.5	3.7	3.7	3.9	3.5	3.0	3.0	2.5	2.6
WIND DIR	23	2	309	231	231	231	231	231	231	231
JULIAN	72	313	276	30	30	30	30	30	30	30
HOUR	8	14	21	18	18	18	18	18	18	18

JOB: HSS FDR Air Quality Existing/70' Jets

RUN: FDR DRIVE BET E 67TH-75TH STS/70' JETS

* MAXIMUM HOURLY CONCENTRATIONS WITH ANY AMBIENT BACKGROUND CONCENTRATIONS (BKG) ADDED
(PPM)

	REC41	REC42	REC43	REC44	REC45	REC46	REC47	REC48	REC49	REC50
MAX+BKG	2.3	2.3	2.3	2.3	2.3	2.3	2.3	2.3	2.2	2.3
- BKG	.0	.0	.0	.0	.0	.0	.0	.0	.0	.0
MAX	2.3	2.3	2.3	2.3	2.3	2.3	2.3	2.3	2.2	2.3
WIND DIR	231	231	231	231	231	231	231	231	231	231
JULIAN	30	30	30	30	30	30	30	30	30	30
HOUR	18	18	18	18	18	18	18	18	18	18

	REC51	REC52	REC53	REC54	REC55	REC56	REC57	REC58	REC59	REC60
MAX+BKG	2.2	2.2	2.2	2.2	2.2	2.2	2.8	2.9	2.5	2.7
- BKG	.0	.0	.0	.0	.0	.0	.0	.0	.0	.0
MAX	2.2	2.2	2.2	2.2	2.2	2.2	2.8	2.9	2.5	2.7
WIND DIR	231	231	231	231	231	231	309	309	2	23
JULIAN	30	30	30	30	30	30	276	276	313	72
HOUR	18	18	18	18	18	18	21	21	14	8

THE HIGHEST CONCENTRATION OF 3.90 PPM OCCURRED AT RECEPTOR REC35.

JOB: HSS FDR Air Quality Existing/70' Jets

RUN: FDR DRIVE BET E 67TH-75TH STS/70' JETS

==========
Output Section
==========

NOTES PERTAINING TO THE REPORT

1. THE HIGHEST AVERAGE IN EACH OF THE FIRST TWO COLUMNS OF EACH TABLE BELOW ARE SUFFIXED BY AN ASTERISK (*). FOR PM OUTPUT, THERE IS ONLY ONE COLUMN AND ASTERISK FOR THE ANNUAL AVERAGE/PERIOD OF CONCERN TABLE.

2. THE NUMBERS IN PARENTHESES ARE THE JULIAN DAY AND ENDING HOUR FOR THE PRECEDING AVERAGE.

3. THE NUMBER OF CALM HOURS USED IN PRODUCING EACH AVERAGE ARE PREFIXED BY A C.

PRIMARY AVERAGES.

MAXIMUM 8-HOUR RUNNING NONOVERLAPPING AVERAGE CONCENTRATIONS
IN PARTS PER MILLION (PPM),
INCLUDING AMBIENT BACKGROUND CONCENTRATIONS.

Receptor Number	Highest Conc	Highest Ending Day Hr	Highest Calm	Second highest Conc	Second highest Ending Day Hr	Second highest Calm
1	1.67	(313,19)	C 2	1.40	(253,14)	C 2
2	1.85	(313,19)	C 2	1.40	(324,20)	C 0
3	1.90	(313,19)	C 2	1.35	(324,21)	C 0
4	1.85	(313,19)	C 2	1.36	(324,22)	C 0
5	1.77	(313,19)	C 2	1.35	(324,21)	C 0
6	1.70	(313,19)	C 2	1.33	(253,13)	C 2
7	1.65	(313,19)	C 2	1.32	(253,13)	C 2
8	1.63	(313,19)	C 2	1.35	(324,21)	C 0
9	1.62	(313,19)	C 2	1.32	(253,13)	C 2
10	1.58	(313,19)	C 2	1.33	(324,21)	C 0
11	1.57	(313,19)	C 2	1.32	(324,21)	C 0
12	1.57	(313,19)	C 2	1.31	(324,21)	C 0
13	1.55	(313,19)	C 2	1.34	(324,21)	C 0
14	1.57	(313,19)	C 2	1.33	(324,21)	C 0
15	1.57	(313,19)	C 2	1.31	(324,21)	C 0
16	1.57	(313,19)	C 2	1.28	(324,21)	C 0
17	1.57	(313,19)	C 2	1.27	(324,21)	C 0
18	1.60	(313,19)	C 2	1.31	(324,21)	C 0
19	1.58	(313,19)	C 2	1.29	(324,21)	C 0
20	1.58	(313,19)	C 2	1.29	(324,21)	C 0
21	1.58	(313,19)	C 2	1.28	(253,13)	C 2
22	1.62	(313,19)	C 2	1.31	(324,21)	C 0
23	1.62	(313,19)	C 2	1.30	(324,21)	C 0
24	1.63	(313,19)	C 2	1.31	(324,21)	C 0

JOB: HSS FDR Air Quality Existing/70' Jets RUN: FDR DRIVE BET E 67TH-75TH STS/70' JETS

MAXIMUM 8-HOUR RUNNING NONOVERLAPPING AVERAGE CONCENTRATIONS
IN PARTS PER MILLION (PPM),
INCLUDING AMBIENT BACKGROUND CONCENTRATIONS.

Receptor Number	Highest Conc	Highest Ending Day Hr	Highest Calm	Second highest Conc	Second highest Ending Day Hr	Second highest Calm
25	1.62	(313,19)	C 2	1.30	(324,21)	C 0
26	1.60	(313,19)	C 2	1.30	(84,14)	C 1
27	1.63	(313,19)	C 2	1.31	(324,21)	C 0
28	1.62	(313,19)	C 2	1.30	(324,21)	C 0
29	1.68	(313,19)	C 2	1.33	(84,14)	C 1
30	1.72	(313,19)	C 2	1.44	(84,14)	C 1
31	1.87	(313,19)	C 2	1.64	(84,14)	C 1
32	2.07	(313,19)	C 2	1.93	(253,14)	C 2
33	2.45	(313,19)	C 2	2.13	(253,14)	C 2
34	2.53*	(313,21)	C 1	2.21*	(324,21)	C 0
35	2.18	(313,19)	C 2	1.84	(324,21)	C 0
36	1.78	(313,19)	C 2	1.49	(324,21)	C 0
37	1.57	(313,19)	C 2	1.35	(2, 2)	C 2
38	1.45	(313,19)	C 2	1.25	(2, 2)	C 2
39	1.42	(313,19)	C 2	1.16	(324,21)	C 0
40	1.38	(313,19)	C 2	1.15	(253,13)	C 2
41	1.38	(313,19)	C 2	1.16	(324,21)	C 0
42	1.35	(313,19)	C 2	1.14	(324,21)	C 0
43	1.28	(313,19)	C 2	1.11	(324,21)	C 0
44	1.28	(313,19)	C 2	1.14	(324,21)	C 0
45	1.35	(313,19)	C 2	1.11	(324,21)	C 0
46	1.32	(313,19)	C 2	1.09	(324,21)	C 0
47	1.33	(313,19)	C 2	1.09	(324,21)	C 0
48	1.32	(313,19)	C 2	1.06	(324,21)	C 0
49	1.32	(313,19)	C 2	1.07	(324,21)	C 0
50	1.33	(313,19)	C 2	1.11	(324,21)	C 0
51	1.37	(313,19)	C 2	1.11	(324,21)	C 0
52	1.33	(313,19)	C 2	1.09	(324,21)	C 0
53	1.37	(313,19)	C 2	1.08	(324,21)	C 0
54	1.38	(313,19)	C 2	1.10	(253,13)	C 2
55	1.38	(313,19)	C 2	1.08	(324,21)	C 0
56	1.30	(313,19)	C 2	1.06	(324,21)	C 0
57	1.52	(313,19)	C 2	1.44	(357,13)	C 1
58	1.50	(313,19)	C 2	1.44	(357,13)	C 1
59	1.45	(313,19)	C 2	1.35	(339,17)	C 2
60	1.43	(313,19)	C 2	1.28	(339,17)	C 2

FIVE HIGHEST 1-HOUR END-TO-END AVERAGE CONCENTRATIONS IN PARTS PER MILLION
INCLUDING AMBIENT BACKGROUND CONCENTRATIONS.

Rcptr No.	Highest Conc	Highest Ending Day Hr	Highest Calm	Second Highest Conc	Second Highest Ending Day Hr	Second Highest Calm	Third Highest Conc	Third Highest Ending Day Hr	Third Highest Calm	Fourth Highest Conc	Fourth Highest Ending Day Hr	Fourth Highest Calm	Fifth Highest Conc	Fifth Highest Ending Day Hr	Fifth Highest Calm
1	2.80	(72, 8)	C 0	2.40	(339,17)	C 0	2.40	(84, 7)	C 0	2.40	(309, 7)	C 0	2.30	(357, 9)	C 0

JOB: HSS FDR Air Quality Existing/70' Jets

RUN: FDR DRIVE BET E 67TH-75TH STS/70' JETS

FIVE HIGHEST 1-HOUR END-TO-END AVERAGE CONCENTRATIONS IN PARTS PER MILLION
INCLUDING AMBIENT BACKGROUND CONCENTRATIONS.

Rcptr	Highest			Second Highest			Third Highest			Fourth Highest			Fifth Highest		
No.	Conc	Ending Day Hr	Calm	Conc	Ending Day Hr	Calm	Conc	Ending Day Hr	Calm	Conc	Ending Day Hr	Calm	Conc	Ending Day Hr	Calm
2	2.60	(72, 8)	C 0	2.50	(339,17)	C 0	2.40	(84, 7)	C 0	2.40	(309, 7)	C 0	2.30	(276,20)	C 0
3	2.70	(72, 8)	C 0	2.50	(84, 7)	C 0	2.50	(284,20)	C 0	2.50	(309, 7)	C 0	2.50	(339,17)	C 0
4	2.60	(72, 8)	C 0	2.50	(30,18)	C 0	2.50	(84, 7)	C 0	2.50	(309, 7)	C 0	2.50	(339,17)	C 0
5	2.60	(72, 8)	C 0	2.50	(84, 7)	C 0	2.50	(309, 7)	C 0	2.50	(339,17)	C 0	2.40	(30,18)	C 0
6	2.50	(30,18)	C 0	2.50	(72, 8)	C 0	2.50	(339,17)	C 0	2.30	(84, 7)	C 0	2.30	(309, 7)	C 0
7	2.50	(72, 8)	C 0	2.40	(339,17)	C 0	2.40	(30,18)	C 0	2.30	(84, 7)	C 0	2.30	(309, 7)	C 0
8	2.60	(30,18)	C 0	2.50	(72, 8)	C 0	2.50	(339,17)	C 0	2.30	(84, 7)	C 0	2.30	(309, 7)	C 0
9	2.50	(72, 8)	C 0	2.40	(30,18)	C 0	2.40	(339,17)	C 0	2.40	(84, 7)	C 0	2.40	(309, 7)	C 0
10	2.50	(30,18)	C 0	2.50	(72, 8)	C 0	2.50	(339,17)	C 0	2.40	(84, 7)	C 0	2.40	(309, 7)	C 0
11	2.60	(72, 8)	C 0	2.50	(30,18)	C 0	2.50	(339,17)	C 0	2.30	(84, 7)	C 0	2.30	(309, 7)	C 0
12	2.70	(72, 8)	C 0	2.50	(339,17)	C 0	2.40	(30,18)	C 0	2.30	(84, 7)	C 0	2.30	(309, 7)	C 0
13	2.60	(72, 8)	C 0	2.60	(339,17)	C 0	2.50	(30,18)	C 0	2.30	(84, 7)	C 0	2.30	(309, 7)	C 0
14	2.70	(339,17)	C 0	2.60	(72, 8)	C 0	2.50	(30,18)	C 0	2.30	(84, 7)	C 0	2.30	(309, 7)	C 0
15	2.60	(72, 8)	C 0	2.60	(339,17)	C 0	2.50	(30,18)	C 0	2.30	(84, 7)	C 0	2.30	(309, 7)	C 0
16	2.60	(72, 8)	C 0	2.50	(30,18)	C 0	2.50	(339,17)	C 0	2.30	(84, 7)	C 0	2.30	(309, 7)	C 0
17	2.60	(30,18)	C 0	2.60	(72, 8)	C 0	2.50	(339,17)	C 0	2.30	(84, 7)	C 0	2.30	(309, 7)	C 0
18	2.70	(30,18)	C 0	2.60	(72, 8)	C 0	2.50	(339,17)	C 0	2.40	(84, 7)	C 0	2.40	(309, 7)	C 0
19	2.60	(30,18)	C 0	2.60	(72, 8)	C 0	2.50	(339,17)	C 0	2.30	(84, 7)	C 0	2.30	(309, 7)	C 0
20	2.70	(72, 8)	C 0	2.60	(30,18)	C 0	2.30	(339,17)	C 0	2.30	(288, 7)	C 0	2.20	(84, 7)	C 0
21	2.70	(72, 8)	C 0	2.70	(339,17)	C 0	2.50	(30,18)	C 0	2.30	(84, 7)	C 0	2.30	(309, 7)	C 0
22	2.80	(72, 8)	C 0	2.70	(339,17)	C 0	2.60	(30,18)	C 0	2.40	(84, 7)	C 0	2.40	(309, 7)	C 0
23	2.90	(72, 8)	C 0	2.60	(30,18)	C 0	2.50	(339,17)	C 0	2.30	(84, 7)	C 0	2.30	(309, 7)	C 0
24	2.80	(72, 8)	C 0	2.60	(339,17)	C 0	2.50	(84, 7)	C 0	2.50	(309, 7)	C 0	2.50	(30,18)	C 0
25	2.80	(72, 8)	C 0	2.70	(339,17)	C 0	2.50	(30,18)	C 0	2.50	(84, 7)	C 0	2.50	(309, 7)	C 0
26	2.70	(72, 8)	C 0	2.60	(84, 7)	C 0	2.60	(309, 7)	C 0	2.60	(339,17)	C 0	2.50	(30,18)	C 0
27	2.90	(72, 8)	C 0	2.70	(84, 7)	C 0	2.70	(309, 7)	C 0	2.60	(30,18)	C 0	2.60	(339,17)	C 0
28	2.90	(72, 8)	C 0	2.60	(339,17)	C 0	2.60	(30,18)	C 0	2.60	(84, 7)	C 0	2.60	(309, 7)	C 0
29	3.00	(72, 8)	C 0	2.90	(339,17)	C 0	2.80	(84, 7)	C 0	2.80	(309, 7)	C 0	2.60	(30,18)	C 0
30	3.30	(72, 8)	C 0	3.10	(84, 7)	C 0	3.10	(309, 7)	C 0	3.00	(339,17)	C 0	2.70	(308,16)	C 0
31	3.60	(72, 8)	C 0	3.40	(84, 7)	C 0	3.40	(309, 7)	C 0	3.10	(339,17)	C 0	3.00	(313,14)	C 0
32	3.50	(313,14)	C 0	3.50	(72, 8)	C 0	3.40	(276,21)	C 0	3.40	(84, 7)	C 0	3.40	(309, 7)	C 0
33	3.70	(276,21)	C 0	3.40	(30,18)	C 0	3.20	(48,19)	C 0	3.20	(246, 8)	C 0	3.20	(357, 8)	C 0
34	3.70	(30,18)	C 0	3.50*	(276,21)	C 0	3.40	(284,20)	C 0	3.20	(276,20)	C 0	3.10	(201,18)	C 0
35	3.90*	(30,18)	C 0	3.30	(288, 7)	C 0	3.20	(284,20)	C 0	3.00	(324,18)	C 0	2.90	(67,22)	C 0
36	3.50	(30,18)	C 0	3.10	(288, 7)	C 0	2.90	(67,22)	C 0	2.80	(118,22)	C 0	2.60	(308,23)	C 0
37	3.00	(30,18)	C 0	2.80	(288, 7)	C 0	2.50	(67,22)	C 0	2.50	(118,22)	C 0	2.30	(308,23)	C 0
38	3.00	(30,18)	C 0	2.40	(288, 7)	C 0	2.20	(67,22)	C 0	2.20	(118,22)	C 0	2.20	(72, 8)	C 0
39	2.50	(30,18)	C 0	2.40	(288, 7)	C 0	2.10	(67,22)	C 0	2.10	(72, 8)	C 0	2.00	(339,17)	C 0
40	2.60	(30,18)	C 0	2.20	(288, 7)	C 0	2.10	(72, 8)	C 0	2.00	(339,17)	C 0	2.00	(67,22)	C 0
41	2.30	(30,18)	C 0	2.20	(288, 7)	C 0	2.10	(72, 8)	C 0	1.90	(67,22)	C 0	1.90	(84, 7)	C 0
42	2.30	(30,18)	C 0	2.20	(288, 7)	C 0	2.00	(72, 8)	C 0	2.00	(67,22)	C 0	1.90	(84, 7)	C 0

JOB: HSS FDR Air Quality Existing/70' Jets RUN: FDR DRIVE BET E 67TH-75TH STS/70' JETS

FIVE HIGHEST 1-HOUR END-TO-END AVERAGE CONCENTRATIONS IN PARTS PER MILLION
INCLUDING AMBIENT BACKGROUND CONCENTRATIONS.

Rcptr	Highest			Second Highest			Third Highest			Fourth Highest			Fifth Highest		
		Ending			Ending			Ending			Ending			Ending	
No.	Conc	Day Hr	Calm	Conc	Day Hr	Calm	Conc	Day Hr	Calm	Conc	Day Hr	Calm	Conc	Day Hr	Calm
43	2.30	(30,18)	C 0	2.10	(72, 8)	C 0	2.00	(288, 7)	C 0	1.90	(84, 7)	C 0	1.90	(309, 7)	C 0
44	2.30	(30,18)	C 0	2.10	(72, 8)	C 0	2.10	(288, 7)	C 0	1.90	(339,17)	C 0	1.80	(67,22)	C 0
45	2.30	(30,18)	C 0	2.10	(72, 8)	C 0	2.00	(84, 7)	C 0	2.00	(309, 7)	C 0	2.00	(288, 7)	C 0
46	2.30	(30,18)	C 0	2.00	(72, 8)	C 0	2.00	(288, 7)	C 0	1.90	(84, 7)	C 0	1.90	(309, 7)	C 0
47	2.30	(30,18)	C 0	2.10	(72, 8)	C 0	1.90	(288, 7)	C 0	1.90	(84, 7)	C 0	1.90	(309, 7)	C 0
48	2.30	(30,18)	C 0	2.00	(72, 8)	C 0	1.90	(84, 7)	C 0	1.90	(288, 7)	C 0	1.90	(309, 7)	C 0
49	2.20	(30,18)	C 0	2.10	(72, 8)	C 0	1.90	(84, 7)	C 0	1.90	(288, 7)	C 0	1.90	(309, 7)	C 0
50	2.30	(30,18)	C 0	2.10	(72, 8)	C 0	2.00	(288, 7)	C 0	1.90	(84, 7)	C 0	1.90	(309, 7)	C 0
51	2.20	(30,18)	C 0	2.00	(72, 8)	C 0	2.00	(288, 7)	C 0	1.90	(84, 7)	C 0	1.90	(309, 7)	C 0
52	2.20	(30,18)	C 0	2.10	(72, 8)	C 0	2.00	(288, 7)	C 0	1.90	(84, 7)	C 0	1.90	(309, 7)	C 0
53	2.20	(30,18)	C 0	2.00	(288, 7)	C 0	1.90	(72, 8)	C 0	1.80	(84, 7)	C 0	1.80	(309, 7)	C 0
54	2.20	(30,18)	C 0	2.00	(72, 8)	C 0	2.00	(288, 7)	C 0	1.80	(84, 7)	C 0	1.80	(309, 7)	C 0
55	2.20	(30,18)	C 0	1.90	(288, 7)	C 0	1.80	(72, 8)	C 0	1.70	(67,22)	C 0	1.70	(84, 7)	C 0
56	2.20	(30,18)	C 0	1.90	(288, 7)	C 0	1.70	(67,22)	C 0	1.70	(84, 7)	C 0	1.70	(118,22)	C 0
57	2.80	(276,21)	C 0	2.70	(72, 8)	C 0	2.40	(246, 8)	C 0	2.40	(339,17)	C 0	2.30	(239, 7)	C 0
58	2.90	(276,21)	C 0	2.70	(72, 8)	C 0	2.50	(246, 8)	C 0	2.50	(313,14)	C 0	2.30	(251, 7)	C 0
59	2.50	(313,14)	C 0	2.50	(357, 8)	C 0	2.50	(72, 8)	C 0	2.30	(48,19)	C 0	2.20	(276,21)	C 0
60	2.70	(72, 8)	C 0	2.40	(339,17)	C 0	2.30	(84, 7)	C 0	2.30	(309, 7)	C 0	2.30	(313,14)	C 0

MAXIMUM 8-HOUR AVERAGED LINK CONTRIBUTIONS
IN PARTS PER MILLION (PPM)
INCLUDING AMBIENT BACKGROUND CONCENTRATIONS.

Rcptr No.	Total Conc	Ending Day Hr	Ambient Backgnd	Total Link	Link +1	Link +2	Link +3	Link +4	Link +5	Link +6	Link +7	Link +8	Link +9	Link +10
1	1.67	(313,19)	.00	1.67	.53	.32	.00	.00	.00	.00	.20	.32	.00	.02
			Links	10+	.00	.28	.00	.00	.00	.00	.00	.00	.00	.00
2	1.85	(313,19)	.00	1.85	.33	.58	.00	.00	.00	.00	.22	.32	.00	.02
			Links	10+	.00	.38	.00	.00	.00	.00	.00	.00	.00	.00
3	1.90	(313,19)	.00	1.90	.17	.82	.00	.00	.00	.00	.27	.25	.00	.02
			Links	10+	.00	.38	.00	.00	.00	.00	.00	.00	.00	.00
4	1.85	(313,19)	.00	1.85	.08	.93	.00	.00	.00	.00	.37	.18	.00	.02
			Links	10+	.00	.27	.00	.00	.00	.00	.00	.00	.00	.00
5	1.77	(313,19)	.00	1.77	.05	.95	.00	.00	.00	.00	.42	.13	.00	.02
			Links	10+	.00	.20	.00	.00	.00	.00	.00	.00	.00	.00
6	1.70	(313,19)	.00	1.70	.03	.97	.00	.00	.00	.00	.47	.08	.00	.02
			Links	10+	.00	.13	.00	.00	.00	.00	.00	.00	.00	.00
7	1.65	(313,19)	.00	1.65	.02	.98	.00	.00	.00	.00	.48	.07	.00	.02
			Links	10+	.00	.08	.00	.00	.00	.00	.00	.00	.00	.00

JOB: HSS FDR Air Quality Existing/70' Jets

RUN: FDR DRIVE BET E 67TH-75TH STS/70' JETS

LINK CONTRIBUTION TABLES

MAXIMUM 8-HOUR AVERAGED LINK CONTRIBUTIONS
IN PARTS PER MILLION (PPM)
INCLUDING AMBIENT BACKGROUND CONCENTRATIONS.

Rcptr No.	Total Conc	Ending Day Hr	Ambient Backgnd	Total Link	Link +1	Link +2	Link +3	Link +4	Link +5	Link +6	Link +7	Link +8	Link +9	Link +10
8	1.63	(313,19)	.00	1.63	.02	.98	.00	.00	.00	.00	.52	.03	.00	.02
			Links	10+	.00	.07	.00	.00	.00	.00	.00	.00	.00	.00
9	1.62	(313,19)	.00	1.62	.00	1.00	.00	.00	.00	.00	.52	.03	.00	.02
			Links	10+	.00	.05	.00	.00	.00	.00	.00	.00	.00	.00
10	1.58	(313,19)	.00	1.58	.00	1.00	.00	.00	.00	.00	.52	.02	.00	.02
			Links	10+	.00	.03	.00	.00	.00	.00	.00	.00	.00	.00
11	1.57	(313,19)	.00	1.57	.00	1.00	.00	.00	.00	.00	.52	.02	.00	.02
			Links	10+	.00	.02	.00	.00	.00	.00	.00	.00	.00	.00
12	1.57	(313,19)	.00	1.57	.00	1.00	.00	.00	.00	.00	.52	.02	.00	.02
			Links	10+	.00	.02	.00	.00	.00	.00	.00	.00	.00	.00
13	1.55	(313,19)	.00	1.55	.00	1.02	.00	.00	.00	.00	.52	.00	.00	.02
			Links	10+	.00	.00	.00	.00	.00	.00	.00	.00	.00	.00
14	1.57	(313,19)	.00	1.57	.00	1.02	.00	.00	.00	.00	.53	.00	.00	.02
			Links	10+	.00	.00	.00	.00	.00	.00	.00	.00	.00	.00
15	1.57	(313,19)	.00	1.57	.00	1.02	.00	.00	.00	.00	.53	.00	.00	.02
			Links	10+	.00	.00	.00	.00	.00	.00	.00	.00	.00	.00
16	1.57	(313,19)	.00	1.57	.00	1.02	.00	.00	.00	.00	.53	.00	.00	.02
			Links	10+	.00	.00	.00	.00	.00	.00	.00	.00	.00	.00
17	1.57	(313,19)	.00	1.57	.00	1.02	.00	.00	.00	.00	.53	.00	.00	.02
			Links	10+	.00	.00	.00	.00	.00	.00	.00	.00	.00	.00
18	1.60	(313,19)	.00	1.60	.00	1.02	.00	.00	.00	.02	.55	.00	.00	.02
			Links	10+	.00	.00	.00	.00	.00	.00	.00	.00	.00	.00
19	1.58	(313,19)	.00	1.58	.00	1.02	.00	.00	.00	.02	.53	.00	.00	.02
			Links	10+	.00	.00	.00	.00	.00	.00	.00	.00	.00	.00
20	1.58	(313,19)	.00	1.58	.00	1.02	.00	.00	.00	.02	.53	.00	.00	.02
			Links	10+	.00	.00	.00	.00	.00	.00	.00	.00	.00	.00
21	1.58	(313,19)	.00	1.58	.00	1.02	.00	.00	.00	.02	.53	.00	.00	.02
			Links	10+	.00	.00	.00	.00	.00	.00	.00	.00	.00	.00
22	1.62	(313,19)	.00	1.62	.00	1.02	.02	.00	.00	.03	.53	.00	.00	.02
			Links	10+	.00	.00	.00	.00	.00	.00	.00	.00	.00	.00
23	1.62	(313,19)	.00	1.62	.00	1.02	.03	.00	.00	.03	.52	.00	.00	.00
			Links	10+	.02	.00	.00	.00	.00	.00	.00	.00	.00	.00
24	1.63	(313,19)	.00	1.63	.00	1.02	.03	.00	.00	.03	.53	.00	.00	.00
			Links	10+	.02	.00	.00	.00	.00	.00	.00	.00	.00	.00
25	1.62	(313,19)	.00	1.62	.00	.98	.03	.00	.00	.05	.52	.00	.00	.00
			Links	10+	.03	.00	.00	.00	.00	.00	.00	.00	.00	.00
26	1.60	(313,19)	.00	1.60	.00	.98	.03	.00	.00	.05	.50	.00	.00	.00
			Links	10+	.03	.00	.00	.00	.00	.00	.00	.00	.00	.00

JOB: HSS FDR Air Quality Existing/70' Jets

RUN: FDR DRIVE BET E 67TH-75TH STS/70' JETS

LINK CONTRIBUTION TABLES

MAXIMUM 8-HOUR AVERAGED LINK CONTRIBUTIONS
IN PARTS PER MILLION (PPM)
INCLUDING AMBIENT BACKGROUND CONCENTRATIONS.

Rcptr No.	Total Conc	Ending Day Hr	Ambient Backgnd	Total Link	Link +1	Link +2	Link +3	Link +4	Link +5	Link +6	Link +7	Link +8	Link +9	Link +10
27	1.63	(313,19)	.00	1.63	.00	.98	.03	.00	.00	.05	.52	.00	.00	.00
				Links 10+	.05	.00	.00	.00	.00	.00	.00	.00	.00	.00
28	1.62	(313,19)	.00	1.62	.00	.97	.05	.00	.00	.07	.47	.00	.02	.00
				Links 10+	.05	.00	.00	.00	.00	.00	.00	.00	.00	.00
29	1.68	(313,19)	.00	1.68	.00	.93	.08	.00	.00	.10	.45	.00	.02	.00
				Links 10+	.10	.00	.00	.00	.00	.00	.00	.00	.00	.00
30	1.72	(313,19)	.00	1.72	.00	.88	.10	.00	.00	.12	.43	.00	.02	.00
				Links 10+	.17	.00	.00	.00	.00	.00	.00	.00	.00	.00
31	1.87	(313,19)	.00	1.87	.00	.82	.18	.00	.00	.15	.40	.00	.02	.00
				Links 10+	.30	.00	.00	.00	.00	.00	.00	.00	.00	.00
32	2.07	(313,19)	.00	2.07	.00	.62	.32	.00	.00	.15	.38	.00	.02	.00
				Links 10+	.58	.00	.00	.00	.00	.00	.00	.00	.00	.00
33	2.45	(313,19)	.00	2.45	.00	.35	.55	.00	.00	.17	.35	.00	.02	.00
				Links 10+	1.02	.00	.00	.00	.00	.00	.00	.00	.00	.00
34	2.53	(313,21)	.00	2.53	.00	.17	.66	.00	.00	.21	.29	.00	.01	.00
				Links 10+	1.19	.00	.00	.00	.00	.00	.00	.00	.00	.00
35	2.18	(313,19)	.00	2.18	.00	.10	.75	.00	.00	.28	.18	.00	.02	.00
				Links 10+	.85	.00	.00	.00	.00	.00	.00	.00	.00	.00
36	1.78	(313,19)	.00	1.78	.00	.07	.78	.00	.00	.35	.15	.00	.02	.00
				Links 10+	.42	.00	.00	.00	.00	.00	.00	.00	.00	.00
37	1.57	(313,19)	.00	1.57	.00	.03	.80	.00	.00	.38	.10	.00	.03	.00
				Links 10+	.22	.00	.00	.00	.00	.00	.00	.00	.00	.00
38	1.45	(313,19)	.00	1.45	.00	.03	.80	.00	.00	.40	.07	.00	.05	.00
				Links 10+	.10	.00	.00	.00	.00	.00	.00	.00	.00	.00
39	1.42	(313,19)	.00	1.42	.00	.02	.80	.00	.02	.40	.07	.00	.05	.00
				Links 10+	.07	.00	.00	.00	.00	.00	.00	.00	.00	.00
40	1.38	(313,19)	.00	1.38	.00	.02	.80	.00	.02	.42	.03	.00	.07	.00
				Links 10+	.03	.00	.00	.00	.00	.00	.00	.00	.00	.00
41	1.38	(313,19)	.00	1.38	.00	.02	.80	.00	.02	.42	.03	.00	.08	.00
				Links 10+	.02	.00	.00	.00	.00	.00	.00	.00	.00	.00
42	1.35	(313,19)	.00	1.35	.00	.00	.80	.00	.02	.42	.02	.00	.08	.00
				Links 10+	.02	.00	.00	.00	.00	.00	.00	.00	.00	.00
43	1.28	(313,19)	.00	1.28	.00	.00	.77	.00	.02	.40	.02	.00	.08	.00
				Links 10+	.00	.00	.00	.00	.00	.00	.00	.00	.00	.00
44	1.28	(313,19)	.00	1.28	.00	.00	.77	.00	.02	.40	.02	.00	.08	.00
				Links 10+	.00	.00	.00	.00	.00	.00	.00	.00	.00	.00
45	1.35	(313,19)	.00	1.35	.00	.00	.80	.02	.03	.40	.02	.00	.08	.00
				Links 10+	.00	.00	.00	.00	.00	.00	.00	.00	.00	.00

JOB: HSS FDR Air Quality Existing/70' Jets

RUN: FDR DRIVE BET E 67TH-75TH STS/70' JETS

LINK CONTRIBUTION TABLES

MAXIMUM 8-HOUR AVERAGED LINK CONTRIBUTIONS
IN PARTS PER MILLION (PPM)
INCLUDING AMBIENT BACKGROUND CONCENTRATIONS.

Rcptr No.	Total Conc	Ending Day Hr	Ambient Backgnd	Total Link	Link +1	Link +2	Link +3	Link +4	Link +5	Link +6	Link +7	Link +8	Link +9	Link +10
46	1.32	(313,19)	.00	1.32	.00	.00	.78	.02	.03	.40	.00	.00	.08	.00
				Links 10+	.00	.00	.00	.00	.00	.00	.00	.00	.00	.00
47	1.33	(313,19)	.00	1.33	.00	.00	.78	.03	.03	.40	.00	.00	.08	.00
				Links 10+	.00	.00	.00	.00	.00	.00	.00	.00	.00	.00
48	1.32	(313,19)	.00	1.32	.00	.00	.77	.03	.05	.38	.00	.00	.08	.00
				Links 10+	.00	.00	.00	.00	.00	.00	.00	.00	.00	.00
49	1.32	(313,19)	.00	1.32	.00	.00	.77	.03	.05	.38	.00	.00	.08	.00
				Links 10+	.00	.00	.00	.00	.00	.00	.00	.00	.00	.00
50	1.33	(313,19)	.00	1.33	.00	.00	.80	.03	.05	.38	.00	.00	.07	.00
				Links 10+	.00	.00	.00	.00	.00	.00	.00	.00	.00	.00
51	1.37	(313,19)	.00	1.37	.00	.00	.80	.05	.07	.38	.00	.00	.07	.00
				Links 10+	.00	.00	.00	.00	.00	.00	.00	.00	.00	.00
52	1.33	(313,19)	.00	1.33	.00	.00	.78	.05	.07	.37	.00	.00	.07	.00
				Links 10+	.00	.00	.00	.00	.00	.00	.00	.00	.00	.00
53	1.37	(313,19)	.00	1.37	.00	.00	.75	.08	.10	.37	.00	.00	.07	.00
				Links 10+	.00	.00	.00	.00	.00	.00	.00	.00	.00	.00
54	1.38	(313,19)	.00	1.38	.00	.00	.75	.10	.12	.35	.00	.00	.07	.00
				Links 10+	.00	.00	.00	.00	.00	.00	.00	.00	.00	.00
55	1.38	(313,19)	.00	1.38	.00	.00	.68	.15	.15	.33	.00	.00	.07	.00
				Links 10+	.00	.00	.00	.00	.00	.00	.00	.00	.00	.00
56	1.30	(313,19)	.00	1.30	.00	.00	.53	.23	.17	.30	.00	.00	.07	.00
				Links 10+	.00	.00	.00	.00	.00	.00	.00	.00	.00	.00
57	1.52	(313,19)	.00	1.52	.65	.18	.00	.00	.00	.00	.17	.35	.00	.02
				Links 10+	.00	.15	.00	.00	.00	.00	.00	.00	.00	.00
58	1.50	(313,19)	.00	1.50	.72	.13	.00	.00	.00	.00	.13	.37	.00	.02
				Links 10+	.00	.13	.00	.00	.00	.00	.00	.00	.00	.00
59	1.45	(313,19)	.00	1.45	.73	.08	.00	.00	.00	.00	.10	.37	.00	.02
				Links 10+	.00	.15	.00	.00	.00	.00	.00	.00	.00	.00
60	1.43	(313,19)	.00	1.43	.75	.07	.00	.00	.00	.00	.08	.38	.00	.00
				Links 10+	.00	.15	.00	.00	.00	.00	.00	.00	.00	.00

JOB: HSS FDR Air Quality Existing/70' Jets

RUN: FDR DRIVE BET E 67TH-75TH STS/70' JETS

LINK CONTRIBUTION TABLES

SECOND HIGHEST 8-HOUR AVERAGED LINK CONTRIBUTIONS
IN PARTS PER MILLION (PPM)
INCLUDING AMBIENT BACKGROUND CONCENTRATIONS.

Rcptr No.	Total Conc	Ending Day Hr	Ambient Backgnd	Total Link	Link +1	Link +2	Link +3	Link +4	Link +5	Link +6	Link +7	Link +8	Link +9	Link +10
1	1.40	(253,14)	.00	1.40	.35	.38	.00	.00	.00	.00	.22	.20	.00	.00
			Links 10+		.00	.25	.00	.00	.00	.00	.00	.00	.00	.00
2	1.40	(324,20)	.00	1.40	.26	.44	.00	.00	.00	.00	.13	.24	.00	.00
			Links 10+		.00	.34	.00	.00	.00	.00	.00	.00	.00	.00
3	1.35	(324,21)	.00	1.35	.19	.57	.00	.00	.00	.00	.19	.18	.00	.00
			Links 10+		.00	.23	.00	.00	.00	.00	.00	.00	.00	.00
4	1.36	(324,22)	.00	1.36	.11	.67	.00	.00	.00	.00	.25	.15	.00	.00
			Links 10+		.00	.18	.00	.00	.00	.00	.00	.00	.00	.00
5	1.35	(324,21)	.00	1.35	.09	.71	.00	.00	.00	.00	.29	.13	.00	.00
			Links 10+		.00	.14	.00	.00	.00	.00	.00	.00	.00	.00
6	1.33	(253,13)	.00	1.33	.05	.75	.00	.00	.00	.00	.37	.08	.00	.02
			Links 10+		.00	.07	.00	.00	.00	.00	.00	.00	.00	.00
7	1.32	(253,13)	.00	1.32	.05	.75	.00	.00	.00	.00	.40	.05	.00	.02
			Links 10+		.00	.05	.00	.00	.00	.00	.00	.00	.00	.00
8	1.35	(324,21)	.00	1.35	.04	.79	.00	.00	.00	.00	.38	.08	.00	.00
			Links 10+		.00	.08	.00	.00	.00	.00	.00	.00	.00	.00
9	1.32	(253,13)	.00	1.32	.03	.77	.00	.00	.00	.00	.40	.05	.00	.02
			Links 10+		.00	.05	.00	.00	.00	.00	.00	.00	.00	.00
10	1.33	(324,21)	.00	1.33	.04	.81	.00	.00	.00	.00	.40	.04	.00	.00
			Links 10+		.00	.04	.00	.00	.00	.00	.00	.00	.00	.00
11	1.32	(324,21)	.00	1.32	.03	.81	.00	.00	.00	.00	.41	.04	.00	.00
			Links 10+		.00	.04	.00	.00	.00	.00	.00	.00	.00	.00
12	1.31	(324,21)	.00	1.31	.03	.80	.00	.00	.00	.00	.41	.04	.00	.00
			Links 10+		.00	.04	.00	.00	.00	.00	.00	.00	.00	.00
13	1.34	(324,21)	.00	1.34	.01	.84	.00	.00	.00	.00	.41	.04	.00	.00
			Links 10+		.00	.04	.00	.00	.00	.00	.00	.00	.00	.00
14	1.33	(324,21)	.00	1.32	.01	.82	.00	.00	.00	.00	.41	.04	.00	.00
			Links 10+		.00	.04	.00	.00	.00	.00	.00	.00	.00	.00
15	1.31	(324,21)	.00	1.31	.01	.81	.00	.00	.00	.00	.43	.04	.00	.00
			Links 10+		.00	.03	.00	.00	.00	.00	.00	.00	.00	.00
16	1.28	(324,21)	.00	1.27	.00	.81	.00	.00	.00	.00	.43	.03	.00	.00
			Links 10+		.00	.01	.00	.00	.00	.00	.00	.00	.00	.00
17	1.27	(324,21)	.00	1.28	.00	.81	.00	.00	.00	.00	.44	.01	.00	.00
			Links 10+		.00	.01	.00	.00	.00	.00	.00	.00	.00	.00
18	1.31	(324,21)	.00	1.31	.00	.85	.00	.00	.00	.00	.45	.01	.00	.00
			Links 10+		.00	.00	.00	.00	.00	.00	.00	.00	.00	.00
19	1.29	(324,21)	.00	1.29	.00	.84	.00	.00	.00	.00	.45	.00	.00	.00
			Links 10+		.00	.00	.00	.00	.00	.00	.00	.00	.00	.00

JOB: HSS FDR Air Quality Existing/70' Jets

RUN: FDR DRIVE BET E 67TH-75TH STS/70' JETS

LINK CONTRIBUTION TABLES

SECOND HIGHEST 8-HOUR AVERAGED LINK CONTRIBUTIONS
IN PARTS PER MILLION (PPM)
INCLUDING AMBIENT BACKGROUND CONCENTRATIONS.

Rcptr No.	Total Conc	Ending Day Hr	Ambient Backgnd	Total Link	Link +1	Link +2	Link +3	Link +4	Link +5	Link +6	Link +7	Link +8	Link +9	Link +10
20	1.29	(324,21)	.00	1.29	.00	.84	.00	.00	.00	.00	.45	.00	.00	.00
				Links 10+	.00	.00	.00	.00	.00	.00	.00	.00	.00	.00
21	1.28	(253,13)	.00	1.28	.00	.82	.00	.00	.00	.00	.45	.00	.00	.02
				Links 10+	.00	.00	.00	.00	.00	.00	.00	.00	.00	.00
22	1.31	(324,21)	.00	1.31	.00	.86	.00	.00	.00	.00	.45	.00	.00	.00
				Links 10+	.00	.00	.00	.00	.00	.00	.00	.00	.00	.00
23	1.30	(324,21)	.00	1.30	.00	.85	.00	.00	.00	.00	.45	.00	.00	.00
				Links 10+	.00	.00	.00	.00	.00	.00	.00	.00	.00	.00
24	1.31	(324,21)	.00	1.31	.00	.86	.00	.00	.00	.00	.45	.00	.00	.00
				Links 10+	.00	.00	.00	.00	.00	.00	.00	.00	.00	.00
25	1.30	(324,21)	.00	1.30	.00	.85	.00	.00	.00	.00	.45	.00	.00	.00
				Links 10+	.00	.00	.00	.00	.00	.00	.00	.00	.00	.00
26	1.30	(84,14)	.00	1.30	.00	.64	.10	.00	.01	.13	.30	.00	.01	.00
				Links 10+	.10	.00	.00	.00	.00	.00	.00	.00	.00	.00
27	1.31	(324,21)	.00	1.31	.00	.86	.00	.00	.00	.00	.45	.00	.00	.00
				Links 10+	.00	.00	.00	.00	.00	.00	.00	.00	.00	.00
28	1.30	(324,21)	.00	1.30	.00	.85	.00	.00	.00	.00	.45	.00	.00	.00
				Links 10+	.00	.00	.00	.00	.00	.00	.00	.00	.00	.00
29	1.33	(84,14)	.00	1.33	.00	.51	.19	.00	.01	.19	.17	.00	.01	.00
				Links 10+	.24	.00	.00	.00	.00	.00	.00	.00	.00	.00
30	1.44	(84,14)	.00	1.44	.00	.43	.26	.00	.01	.23	.13	.00	.01	.00
				Links 10+	.37	.00	.00	.00	.00	.00	.00	.00	.00	.00
31	1.64	(84,14)	.00	1.64	.00	.29	.39	.01	.01	.26	.09	.00	.01	.00
				Links 10+	.59	.00	.00	.00	.00	.00	.00	.00	.00	.00
32	1.93	(253,14)	.00	1.93	.00	.35	.37	.00	.00	.20	.22	.00	.00	.00
				Links 10+	.80	.00	.00	.00	.00	.00	.00	.00	.00	.00
33	2.13	(253,14)	.00	2.13	.00	.15	.50	.00	.00	.25	.13	.00	.02	.00
				Links 10+	1.08	.00	.00	.00	.00	.00	.00	.00	.00	.00
34	2.21	(324,21)	.00	2.21	.00	.24	.50	.00	.00	.16	.22	.00	.01	.00
				Links 10+	1.08	.00	.00	.00	.00	.00	.00	.00	.00	.00
35	1.84	(324,21)	.00	1.84	.00	.16	.54	.00	.00	.21	.19	.00	.01	.00
				Links 10+	.72	.00	.00	.00	.00	.00	.00	.00	.00	.00
36	1.49	(324,21)	.00	1.49	.00	.13	.57	.00	.00	.24	.16	.00	.01	.00
				Links 10+	.38	.00	.00	.00	.00	.00	.00	.00	.00	.00
37	1.35	(2, 2)	.00	1.35	.00	.25	.43	.00	.00	.08	.23	.00	.00	.00
				Links 10+	.35	.00	.00	.00	.00	.00	.00	.00	.00	.00
38	1.25	(2, 2)	.00	1.25	.00	.22	.48	.00	.00	.08	.20	.00	.00	.00
				Links 10+	.27	.00	.00	.00	.00	.00	.00	.00	.00	.00

JOB: HSS FDR Air Quality Existing/70' Jets

RUN: FDR DRIVE BET E 67TH-75TH STS/70' JETS

LINK CONTRIBUTION TABLES

SECOND HIGHEST 8-HOUR AVERAGED LINK CONTRIBUTIONS
IN PARTS PER MILLION (PPM)
INCLUDING AMBIENT BACKGROUND CONCENTRATIONS.

Rcptr No.	Total Conc	Ending Day Hr	Ambient Backgnd	Total Link	Link +1	Link +2	Link +3	Link +4	Link +5	Link +6	Link +7	Link +8	Link +9	Link +10
39	1.16	(324,21)	.00	1.16	.00	.06	.61	.00	.00	.30	.09	.00	.01	.00
				Links 10+	.09	.00	.00	.00	.00	.00	.00	.00	.00	.00
40	1.15	(253,13)	.00	1.15	.00	.05	.62	.00	.00	.33	.07	.00	.03	.00
				Links 10+	.05	.00	.00	.00	.00	.00	.00	.00	.00	.00
41	1.16	(324,21)	.00	1.16	.00	.05	.65	.00	.00	.33	.08	.00	.01	.00
				Links 10+	.05	.00	.00	.00	.00	.00	.00	.00	.00	.00
42	1.14	(324,21)	.00	1.14	.00	.05	.64	.00	.00	.33	.06	.00	.03	.00
				Links 10+	.04	.00	.00	.00	.00	.00	.00	.00	.00	.00
43	1.11	(324,21)	.00	1.11	.00	.04	.64	.00	.00	.33	.05	.00	.03	.00
				Links 10+	.04	.00	.00	.00	.00	.00	.00	.00	.00	.00
44	1.14	(324,21)	.00	1.14	.00	.04	.65	.00	.00	.34	.05	.00	.03	.00
				Links 10+	.04	.00	.00	.00	.00	.00	.00	.00	.00	.00
45	1.11	(324,21)	.00	1.11	.00	.04	.65	.00	.00	.34	.04	.00	.03	.00
				Links 10+	.03	.00	.00	.00	.00	.00	.00	.00	.00	.00
46	1.09	(324,21)	.00	1.09	.00	.03	.65	.00	.00	.34	.04	.00	.03	.00
				Links 10+	.01	.00	.00	.00	.00	.00	.00	.00	.00	.00
47	1.09	(324,21)	.00	1.09	.00	.03	.65	.00	.00	.34	.04	.00	.03	.00
				Links 10+	.01	.00	.00	.00	.00	.00	.00	.00	.00	.00
48	1.06	(324,21)	.00	1.06	.00	.03	.64	.00	.00	.34	.04	.00	.03	.00
				Links 10+	.00	.00	.00	.00	.00	.00	.00	.00	.00	.00
49	1.07	(324,21)	.00	1.08	.00	.03	.64	.00	.00	.35	.04	.00	.03	.00
				Links 10+	.00	.00	.00	.00	.00	.00	.00	.00	.00	.00
50	1.11	(324,21)	.00	1.11	.00	.01	.68	.00	.00	.36	.03	.00	.04	.00
				Links 10+	.00	.00	.00	.00	.00	.00	.00	.00	.00	.00
51	1.11	(324,21)	.00	1.11	.00	.01	.68	.00	.00	.36	.03	.00	.04	.00
				Links 10+	.00	.00	.00	.00	.00	.00	.00	.00	.00	.00
52	1.09	(324,21)	.00	1.09	.00	.01	.65	.00	.00	.36	.03	.00	.04	.00
				Links 10+	.00	.00	.00	.00	.00	.00	.00	.00	.00	.00
53	1.08	(324,21)	.00	1.08	.00	.01	.64	.00	.00	.36	.03	.00	.04	.00
				Links 10+	.00	.00	.00	.00	.00	.00	.00	.00	.00	.00
54	1.10	(253,13)	.00	1.10	.00	.02	.60	.07	.07	.32	.02	.00	.02	.00
				Links 10+	.00	.00	.00	.00	.00	.00	.00	.00	.00	.00
55	1.08	(324,21)	.00	1.08	.00	.01	.66	.00	.00	.36	.01	.00	.03	.00
				Links 10+	.00	.00	.00	.00	.00	.00	.00	.00	.00	.00
56	1.06	(324,21)	.00	1.06	.00	.01	.60	.05	.04	.32	.01	.00	.03	.00
				Links 10+	.00	.00	.00	.00	.00	.00	.00	.00	.00	.00
57	1.44	(357,13)	.00	1.44	.44	.09	.00	.00	.00	.00	.17	.24	.00	.00
				Links 10+	.00	.50	.00	.00	.00	.00	.00	.00	.00	.00

JOB: HSS FDR Air Quality Existing/70' Jets

RUN: FDR DRIVE BET E 67TH-75TH STS/70' JETS

LINK CONTRIBUTION TABLES

SECOND HIGHEST 8-HOUR AVERAGED LINK CONTRIBUTIONS
IN PARTS PER MILLION (PPM)
INCLUDING AMBIENT BACKGROUND CONCENTRATIONS.

Rcptr No.	Total Conc	Ending Day Hr	Ambient Backgnd	Total Link	Link +1	Link +2	Link +3	Link +4	Link +5	Link +6	Link +7	Link +8	Link +9	Link +10
58	1.44	(357,13)	.00	1.44	.50	.01	.00	.00	.00	.00	.07	.31	.00	.00
			Links	10+	.00	.54	.00	.00	.00	.00	.00	.00	.00	.00
59	1.35	(339,17)	.00	1.35	.43	.18	.02	.00	.00	.02	.15	.22	.00	.00
			Links	10+	.00	.33	.00	.00	.00	.00	.00	.00	.00	.00
60	1.28	(339,17)	.00	1.28	.48	.17	.02	.00	.00	.02	.13	.23	.00	.00
			Links	10+	.00	.23	.00	.00	.00	.00	.00	.00	.00	.00

MAXIMUM 1-HOUR AVERAGED LINK CONTRIBUTIONS
IN PARTS PER MILLION (PPM)
INCLUDING AMBIENT BACKGROUND CONCENTRATIONS.

Rcptr No.	Total Conc	Ending Day Hr	Ambient Backgnd	Total Link	Link +1	Link +2	Link +3	Link +4	Link +5	Link +6	Link +7	Link +8	Link +9	Link +10
1	2.80	(72, 8)	.00	2.80	.00	1.70	.10	.00	.00	.10	.80	.00	.00	.10
			Links	10+	.00	.00	.00	.00	.00	.00	.00	.00	.00	.00
2	2.60	(72, 8)	.00	2.60	.00	1.60	.10	.00	.00	.10	.70	.00	.00	.10
			Links	10+	.00	.00	.00	.00	.00	.00	.00	.00	.00	.00
3	2.70	(72, 8)	.00	2.70	.00	1.70	.10	.00	.00	.10	.70	.00	.00	.10
			Links	10+	.00	.00	.00	.00	.00	.00	.00	.00	.00	.00
4	2.60	(72, 8)	.00	2.60	.00	1.70	.10	.00	.00	.10	.70	.00	.00	.00
			Links	10+	.00	.00	.00	.00	.00	.00	.00	.00	.00	.00
5	2.60	(72, 8)	.00	2.60	.00	1.70	.10	.00	.00	.10	.70	.00	.00	.00
			Links	10+	.00	.00	.00	.00	.00	.00	.00	.00	.00	.00
6	2.50	(30,18)	.00	2.50	.30	1.20	.00	.00	.00	.00	.20	.40	.00	.00
			Links	10+	.00	.40	.00	.00	.00	.00	.00	.00	.00	.00
7	2.50	(72, 8)	.00	2.50	.00	1.60	.10	.00	.00	.10	.70	.00	.00	.00
			Links	10+	.00	.00	.00	.00	.00	.00	.00	.00	.00	.00
8	2.60	(30,18)	.00	2.60	.20	1.40	.00	.00	.00	.00	.40	.30	.00	.00
			Links	10+	.00	.30	.00	.00	.00	.00	.00	.00	.00	.00
9	2.50	(72, 8)	.00	2.50	.00	1.60	.10	.00	.00	.10	.70	.00	.00	.00
			Links	10+	.00	.00	.00	.00	.00	.00	.00	.00	.00	.00
10	2.50	(30,18)	.00	2.50	.10	1.50	.00	.00	.00	.00	.50	.20	.00	.00
			Links	10+	.00	.20	.00	.00	.00	.00	.00	.00	.00	.00
11	2.60	(72, 8)	.00	2.60	.00	1.60	.10	.00	.00	.10	.70	.00	.00	.00
			Links	10+	.00	.00	.00	.00	.00	.00	.00	.00	.00	.00
12	2.70	(72, 8)	.00	2.70	.00	1.60	.10	.00	.10	.10	.70	.00	.00	.00
			Links	10+	.10	.00	.00	.00	.00	.00	.00	.00	.00	.00

JOB: HSS FDR Air Quality Existing/70' Jets

RUN: FDR DRIVE BET E 67TH-75TH STS/70' JETS

LINK CONTRIBUTION TABLES

MAXIMUM 1-HOUR AVERAGED LINK CONTRIBUTIONS
IN PARTS PER MILLION (PPM)
INCLUDING AMBIENT BACKGROUND CONCENTRATIONS.

Rcptr No.	Total Conc	Ending Day Hr	Ambient Backgnd	Total Link	Link +1	Link +2	Link +3	Link +4	Link +5	Link +6	Link +7	Link +8	Link +9	Link +10
13	2.60	(72, 8)	.00	2.60	.00	1.60	.10	.00	.10	.10	.60	.00	.00	.00
				Links 10+	.10	.00	.00	.00	.00	.00	.00	.00	.00	.00
14	2.70	(339,17)	.00	2.70	.00	1.50	.20	.10	.10	.20	.50	.00	.00	.00
				Links 10+	.10	.00	.00	.00	.00	.00	.00	.00	.00	.00
15	2.60	(72, 8)	.00	2.60	.00	1.50	.10	.00	.10	.20	.60	.00	.00	.00
				Links 10+	.10	.00	.00	.00	.00	.00	.00	.00	.00	.00
16	2.60	(72, 8)	.00	2.60	.00	1.50	.10	.00	.10	.20	.60	.00	.00	.00
				Links 10+	.10	.00	.00	.00	.00	.00	.00	.00	.00	.00
17	2.60	(30,18)	.00	2.60	.10	1.60	.00	.00	.00	.00	.70	.10	.00	.00
				Links 10+	.00	.10	.00	.00	.00	.00	.00	.00	.00	.00
18	2.70	(30,18)	.00	2.70	.10	1.70	.00	.00	.00	.00	.70	.10	.00	.00
				Links 10+	.00	.10	.00	.00	.00	.00	.00	.00	.00	.00
19	2.60	(30,18)	.00	2.60	.00	1.70	.00	.00	.00	.00	.70	.10	.00	.00
				Links 10+	.00	.10	.00	.00	.00	.00	.00	.00	.00	.00
20	2.70	(72, 8)	.00	2.70	.00	1.50	.20	.10	.10	.20	.50	.00	.00	.00
				Links 10+	.10	.00	.00	.00	.00	.00	.00	.00	.00	.00
21	2.70	(72, 8)	.00	2.70	.00	1.40	.20	.10	.10	.30	.40	.00	.10	.00
				Links 10+	.10	.00	.00	.00	.00	.00	.00	.00	.00	.00
22	2.80	(72, 8)	.00	2.80	.00	1.40	.20	.10	.10	.30	.40	.00	.10	.00
				Links 10+	.20	.00	.00	.00	.00	.00	.00	.00	.00	.00
23	2.90	(72, 8)	.00	2.90	.00	1.40	.30	.10	.10	.30	.40	.00	.10	.00
				Links 10+	.20	.00	.00	.00	.00	.00	.00	.00	.00	.00
24	2.80	(72, 8)	.00	2.80	.00	1.30	.30	.10	.10	.40	.30	.00	.10	.00
				Links 10+	.20	.00	.00	.00	.00	.00	.00	.00	.00	.00
25	2.80	(72, 8)	.00	2.80	.00	1.20	.30	.10	.10	.40	.30	.00	.10	.00
				Links 10+	.30	.00	.00	.00	.00	.00	.00	.00	.00	.00
26	2.70	(72, 8)	.00	2.70	.00	1.10	.40	.10	.10	.40	.20	.00	.10	.00
				Links 10+	.30	.00	.00	.00	.00	.00	.00	.00	.00	.00
27	2.90	(72, 8)	.00	2.90	.00	1.10	.50	.10	.10	.50	.10	.00	.10	.00
				Links 10+	.40	.00	.00	.00	.00	.00	.00	.00	.00	.00
28	2.90	(72, 8)	.00	2.90	.00	.90	.60	.10	.10	.50	.10	.00	.10	.00
				Links 10+	.50	.00	.00	.00	.00	.00	.00	.00	.00	.00
29	3.00	(72, 8)	.00	3.00	.00	.70	.70	.10	.10	.60	.00	.00	.10	.00
				Links 10+	.70	.00	.00	.00	.00	.00	.00	.00	.00	.00
30	3.30	(72, 8)	.00	3.30	.00	.50	.90	.10	.10	.60	.00	.00	.10	.00
				Links 10+	1.00	.00	.00	.00	.00	.00	.00	.00	.00	.00
31	3.60	(72, 8)	.00	3.60	.00	.20	1.20	.10	.10	.60	.00	.00	.10	.00
				Links 10+	1.30	.00	.00	.00	.00	.00	.00	.00	.00	.00

LINK CONTRIBUTION TABLES

MAXIMUM 1-HOUR AVERAGED LINK CONTRIBUTIONS
IN PARTS PER MILLION (PPM)
INCLUDING AMBIENT BACKGROUND CONCENTRATIONS.

Rcptr No.	Total Conc	Ending Day Hr	Ambient Backgnd	Total Link	Link +1	Link +2	Link +3	Link +4	Link +5	Link +6	Link +7	Link +8	Link +9	Link +10
32	3.50	(313,14)	.00	3.50	.00	.00	1.00	.00	.00	.60	.00	.00	.10	.00
			Links 10+		1.80	.00	.00	.00	.00	.00	.00	.00	.00	.00
33	3.70	(276,21)	.00	3.70	.00	.00	1.00	.00	.00	.50	.00	.00	.10	.00
			Links 10+		2.10	.00	.00	.00	.00	.00	.00	.00	.00	.00
34	3.70	(30,18)	.00	3.70	.00	.90	.60	.00	.00	.00	.80	.00	.00	.10
			Links 10+		1.30	.00	.00	.00	.00	.00	.00	.00	.00	.00
35	3.90	(30,18)	.00	3.90	.00	.70	.80	.00	.00	.10	.70	.00	.00	.10
			Links 10+		1.50	.00	.00	.00	.00	.00	.00	.00	.00	.00
36	3.50	(30,18)	.00	3.50	.00	.60	.90	.00	.00	.10	.60	.00	.00	.10
			Links 10+		1.20	.00	.00	.00	.00	.00	.00	.00	.00	.00
37	3.00	(30,18)	.00	3.00	.00	.40	1.00	.00	.00	.20	.50	.00	.00	.10
			Links 10+		.80	.00	.00	.00	.00	.00	.00	.00	.00	.00
38	3.00	(30,18)	.00	3.00	.00	.40	1.10	.00	.00	.30	.50	.00	.00	.10
			Links 10+		.60	.00	.00	.00	.00	.00	.00	.00	.00	.00
39	2.50	(30,18)	.00	2.50	.00	.30	1.10	.00	.00	.30	.40	.00	.00	.00
			Links 10+		.40	.00	.00	.00	.00	.00	.00	.00	.00	.00
40	2.60	(30,18)	.00	2.60	.00	.30	1.20	.00	.00	.40	.40	.00	.00	.00
			Links 10+		.30	.00	.00	.00	.00	.00	.00	.00	.00	.00
41	2.30	(30,18)	.00	2.30	.00	.20	1.20	.00	.00	.40	.30	.00	.00	.00
			Links 10+		.20	.00	.00	.00	.00	.00	.00	.00	.00	.00
42	2.30	(30,18)	.00	2.30	.00	.20	1.20	.00	.00	.40	.30	.00	.00	.00
			Links 10+		.20	.00	.00	.00	.00	.00	.00	.00	.00	.00
43	2.30	(30,18)	.00	2.30	.00	.20	1.20	.00	.00	.40	.30	.00	.10	.00
			Links 10+		.10	.00	.00	.00	.00	.00	.00	.00	.00	.00
44	2.30	(30,18)	.00	2.30	.00	.20	1.20	.00	.00	.50	.20	.00	.10	.00
			Links 10+		.10	.00	.00	.00	.00	.00	.00	.00	.00	.00
45	2.30	(30,18)	.00	2.30	.00	.10	1.30	.00	.00	.50	.20	.00	.10	.00
			Links 10+		.10	.00	.00	.00	.00	.00	.00	.00	.00	.00
46	2.30	(30,18)	.00	2.30	.00	.10	1.30	.00	.00	.50	.20	.00	.10	.00
			Links 10+		.10	.00	.00	.00	.00	.00	.00	.00	.00	.00
47	2.30	(30,18)	.00	2.30	.00	.10	1.30	.00	.00	.50	.20	.00	.10	.00
			Links 10+		.10	.00	.00	.00	.00	.00	.00	.00	.00	.00
48	2.30	(30,18)	.00	2.30	.00	.10	1.30	.00	.00	.50	.20	.00	.10	.00
			Links 10+		.10	.00	.00	.00	.00	.00	.00	.00	.00	.00
49	2.20	(30,18)	.00	2.20	.00	.10	1.30	.00	.00	.50	.10	.00	.10	.00
			Links 10+		.10	.00	.00	.00	.00	.00	.00	.00	.00	.00
50	2.30	(30,18)	.00	2.30	.00	.10	1.30	.00	.00	.60	.10	.00	.10	.00
			Links 10+		.10	.00	.00	.00	.00	.00	.00	.00	.00	.00

JOB: HSS FDR Air Quality Existing/70' Jets

RUN: FDR DRIVE BET E 67TH-75TH STS/70' JETS

LINK CONTRIBUTION TABLES

MAXIMUM 1-HOUR AVERAGED LINK CONTRIBUTIONS
IN PARTS PER MILLION (PPM)
INCLUDING AMBIENT BACKGROUND CONCENTRATIONS.

Rcptr No.	Total Conc	Ending Day Hr	Ambient Backgnd	Total Link	Link +1	Link +2	Link +3	Link +4	Link +5	Link +6	Link +7	Link +8	Link +9	Link +10
51	2.20	(30,18)	.00	2.20	.00	.10	1.30	.00	.00	.60	.10	.00	.10	.00
			Links	10+	.00	.00	.00	.00	.00	.00	.00	.00	.00	.00
52	2.20	(30,18)	.00	2.20	.00	.10	1.30	.00	.00	.60	.10	.00	.10	.00
			Links	10+	.00	.00	.00	.00	.00	.00	.00	.00	.00	.00
53	2.20	(30,18)	.00	2.20	.00	.10	1.30	.00	.00	.60	.10	.00	.10	.00
			Links	10+	.00	.00	.00	.00	.00	.00	.00	.00	.00	.00
54	2.20	(30,18)	.00	2.20	.00	.10	1.30	.00	.00	.60	.10	.00	.10	.00
			Links	10+	.00	.00	.00	.00	.00	.00	.00	.00	.00	.00
55	2.20	(30,18)	.00	2.20	.00	.10	1.30	.00	.00	.60	.10	.00	.10	.00
			Links	10+	.00	.00	.00	.00	.00	.00	.00	.00	.00	.00
56	2.20	(30,18)	.00	2.20	.00	.10	1.30	.00	.00	.60	.10	.00	.10	.00
			Links	10+	.00	.00	.00	.00	.00	.00	.00	.00	.00	.00
57	2.80	(276,21)	.00	2.80	1.00	.00	.00	.00	.00	.00	.10	.50	.00	.00
			Links	10+	.00	1.20	.00	.00	.00	.00	.00	.00	.00	.00
58	2.90	(276,21)	.00	2.90	1.00	.00	.00	.00	.00	.00	.00	.60	.00	.00
			Links	10+	.00	1.30	.00	.00	.00	.00	.00	.00	.00	.00
59	2.50	(313,14)	.00	2.50	.80	.30	.00	.00	.00	.00	.40	.30	.00	.10
			Links	10+	.00	.60	.00	.00	.00	.00	.00	.00	.00	.00
60	2.70	(72, 8)	.00	2.70	.80	.70	.00	.00	.00	.10	.70	.10	.00	.10
			Links	10+	.00	.20	.00	.00	.00	.00	.00	.00	.00	.00

SECOND HIGHEST 1-HOUR AVERAGED LINK CONTRIBUTIONS
IN PARTS PER MILLION (PPM)
INCLUDING AMBIENT BACKGROUND CONCENTRATIONS.

Rcptr No.	Total Conc	Ending Day Hr	Ambient Backgnd	Total Link	Link +1	Link +2	Link +3	Link +4	Link +5	Link +6	Link +7	Link +8	Link +9	Link +10
1	2.40	(339,17)	.00	2.40	.00	1.60	.10	.00	.00	.10	.60	.00	.00	.00
			Links	10+	.00	.00	.00	.00	.00	.00	.00	.00	.00	.00
2	2.50	(339,17)	.00	2.50	.00	1.60	.10	.00	.10	.10	.60	.00	.00	.00
			Links	10+	.00	.00	.00	.00	.00	.00	.00	.00	.00	.00
3	2.50	(84, 7)	.00	2.50	.00	1.50	.00	.00	.00	.10	.80	.00	.00	.10
			Links	10+	.00	.00	.00	.00	.00	.00	.00	.00	.00	.00
4	2.50	(30,18)	.00	2.50	.50	1.00	.00	.00	.00	.00	.10	.50	.00	.00
			Links	10+	.00	.40	.00	.00	.00	.00	.00	.00	.00	.00
5	2.50	(84, 7)	.00	2.50	.00	1.50	.00	.00	.00	.10	.80	.00	.00	.10
			Links	10+	.00	.00	.00	.00	.00	.00	.00	.00	.00	.00

LINK CONTRIBUTION TABLES

SECOND HIGHEST 1-HOUR AVERAGED LINK CONTRIBUTIONS
IN PARTS PER MILLION (PPM)
INCLUDING AMBIENT BACKGROUND CONCENTRATIONS.

Rcptr No.	Total Conc	Ending Day Hr	Ambient Backgnd	Total Link	Link +1	Link +2	Link +3	Link +4	Link +5	Link +6	Link +7	Link +8	Link +9	Link +10
6	2.50	(72, 8)	.00	2.50	.00	1.60	.10	.00	.00	.10	.70	.00	.00	.00
				Links 10+	.00	.00	.00	.00	.00	.00	.00	.00	.00	.00
7	2.40	(339,17)	.00	2.40	.00	1.50	.10	.00	.10	.10	.60	.00	.00	.00
				Links 10+	.00	.00	.00	.00	.00	.00	.00	.00	.00	.00
8	2.50	(72, 8)	.00	2.50	.00	1.60	.10	.00	.00	.10	.70	.00	.00	.00
				Links 10+	.00	.00	.00	.00	.00	.00	.00	.00	.00	.00
9	2.40	(30,18)	.00	2.40	.20	1.40	.00	.00	.00	.00	.40	.20	.00	.00
				Links 10+	.00	.20	.00	.00	.00	.00	.00	.00	.00	.00
10	2.50	(72, 8)	.00	2.50	.00	1.60	.10	.00	.00	.10	.70	.00	.00	.00
				Links 10+	.00	.00	.00	.00	.00	.00	.00	.00	.00	.00
11	2.50	(30,18)	.00	2.50	.10	1.50	.00	.00	.00	.00	.50	.20	.00	.00
				Links 10+	.00	.20	.00	.00	.00	.00	.00	.00	.00	.00
12	2.50	(339,17)	.00	2.50	.00	1.50	.10	.10	.10	.10	.50	.00	.00	.00
				Links 10+	.10	.00	.00	.00	.00	.00	.00	.00	.00	.00
13	2.60	(339,17)	.00	2.60	.00	1.50	.10	.10	.10	.20	.50	.00	.00	.00
				Links 10+	.10	.00	.00	.00	.00	.00	.00	.00	.00	.00
14	2.60	(72, 8)	.00	2.60	.00	1.60	.10	.00	.10	.10	.60	.00	.00	.00
				Links 10+	.10	.00	.00	.00	.00	.00	.00	.00	.00	.00
15	2.60	(339,17)	.00	2.60	.00	1.40	.20	.10	.10	.20	.50	.00	.00	.00
				Links 10+	.10	.00	.00	.00	.00	.00	.00	.00	.00	.00
16	2.50	(30,18)	.00	2.50	.10	1.60	.00	.00	.00	.00	.60	.10	.00	.00
				Links 10+	.00	.10	.00	.00	.00	.00	.00	.00	.00	.00
17	2.60	(72, 8)	.00	2.60	.00	1.50	.10	.00	.10	.20	.60	.00	.00	.00
				Links 10+	.10	.00	.00	.00	.00	.00	.00	.00	.00	.00
18	2.60	(72, 8)	.00	2.60	.00	1.50	.20	.00	.10	.20	.50	.00	.00	.00
				Links 10+	.10	.00	.00	.00	.00	.00	.00	.00	.00	.00
19	2.60	(72, 8)	.00	2.60	.00	1.50	.20	.00	.10	.20	.50	.00	.00	.00
				Links 10+	.10	.00	.00	.00	.00	.00	.00	.00	.00	.00
20	2.60	(30,18)	.00	2.60	.00	1.70	.00	.00	.00	.00	.70	.10	.00	.00
				Links 10+	.00	.10	.00	.00	.00	.00	.00	.00	.00	.00
21	2.70	(339,17)	.00	2.70	.00	1.30	.30	.10	.10	.30	.30	.00	.10	.00
				Links 10+	.20	.00	.00	.00	.00	.00	.00	.00	.00	.00
22	2.70	(339,17)	.00	2.70	.00	1.30	.30	.10	.10	.30	.30	.00	.10	.00
				Links 10+	.20	.00	.00	.00	.00	.00	.00	.00	.00	.00
23	2.60	(30,18)	.00	2.60	.00	1.70	.00	.00	.00	.00	.70	.10	.00	.10
				Links 10+	.00	.00	.00	.00	.00	.00	.00	.00	.00	.00
24	2.60	(339,17)	.00	2.60	.00	1.20	.40	.10	.10	.30	.20	.00	.10	.00
				Links 10+	.20	.00	.00	.00	.00	.00	.00	.00	.00	.00

JOB: HSS FDR Air Quality Existing/70' Jets

RUN: FDR DRIVE BET E 67TH-75TH STS/70' JETS

LINK CONTRIBUTION TABLES

SECOND HIGHEST 1-HOUR AVERAGED LINK CONTRIBUTIONS
IN PARTS PER MILLION (PPM)
INCLUDING AMBIENT BACKGROUND CONCENTRATIONS.

Rcptr No.	Total Conc	Ending Day Hr	Ambient Backgnd	Total Link	Link +1	Link +2	Link +3	Link +4	Link +5	Link +6	Link +7	Link +8	Link +9	Link +10
25	2.70	(339,17)	.00	2.70	.00	1.10	.40	.10	.10	.40	.20	.00	.10	.00
				Links 10+	.30	.00	.00	.00	.00	.00	.00	.00	.00	.00
26	2.60	(84, 7)	.00	2.60	.00	1.10	.30	.00	.10	.40	.30	.00	.10	.00
				Links 10+	.30	.00	.00	.00	.00	.00	.00	.00	.00	.00
27	2.70	(84, 7)	.00	2.70	.00	1.00	.40	.00	.10	.50	.20	.00	.10	.00
				Links 10+	.40	.00	.00	.00	.00	.00	.00	.00	.00	.00
28	2.60	(339,17)	.00	2.60	.00	.80	.60	.10	.10	.40	.00	.00	.10	.00
				Links 10+	.50	.00	.00	.00	.00	.00	.00	.00	.00	.00
29	2.90	(339,17)	.00	2.90	.00	.60	.80	.10	.10	.50	.00	.00	.10	.00
				Links 10+	.70	.00	.00	.00	.00	.00	.00	.00	.00	.00
30	3.10	(84, 7)	.00	3.10	.00	.50	.80	.00	.10	.60	.00	.00	.10	.00
				Links 10+	1.00	.00	.00	.00	.00	.00	.00	.00	.00	.00
31	3.40	(84, 7)	.00	3.40	.00	.20	1.00	.10	.10	.60	.00	.00	.10	.00
				Links 10+	1.30	.00	.00	.00	.00	.00	.00	.00	.00	.00
32	3.50	(72, 8)	.00	3.50	.00	.00	1.30	.10	.10	.60	.00	.00	.10	.00
				Links 10+	1.30	.00	.00	.00	.00	.00	.00	.00	.00	.00
33	3.40	(30,18)	.00	3.40	.00	1.30	.40	.00	.00	.00	.80	.00	.00	.10
				Links 10+	.80	.00	.00	.00	.00	.00	.00	.00	.00	.00
34	3.50	(276,21)	.00	3.50	.00	.00	.90	.00	.00	.50	.00	.00	.10	.00
				Links 10+	2.00	.00	.00	.00	.00	.00	.00	.00	.00	.00
35	3.30	(288, 7)	.00	3.30	.00	.70	.60	.00	.00	.00	.70	.00	.00	.10
				Links 10+	1.20	.00	.00	.00	.00	.00	.00	.00	.00	.00
36	3.10	(288, 7)	.00	3.10	.00	.60	.70	.00	.00	.10	.60	.00	.00	.10
				Links 10+	1.00	.00	.00	.00	.00	.00	.00	.00	.00	.00
37	2.80	(288, 7)	.00	2.80	.00	.50	.80	.00	.00	.10	.60	.00	.00	.10
				Links 10+	.70	.00	.00	.00	.00	.00	.00	.00	.00	.00
38	2.40	(288, 7)	.00	2.40	.00	.40	.80	.00	.00	.20	.50	.00	.00	.00
				Links 10+	.50	.00	.00	.00	.00	.00	.00	.00	.00	.00
39	2.40	(288, 7)	.00	2.40	.00	.40	.90	.00	.00	.20	.50	.00	.00	.00
				Links 10+	.40	.00	.00	.00	.00	.00	.00	.00	.00	.00
40	2.20	(288, 7)	.00	2.20	.00	.30	.90	.00	.00	.30	.40	.00	.00	.00
				Links 10+	.30	.00	.00	.00	.00	.00	.00	.00	.00	.00
41	2.20	(288, 7)	.00	2.20	.00	.30	.90	.00	.00	.30	.40	.00	.00	.00
				Links 10+	.30	.00	.00	.00	.00	.00	.00	.00	.00	.00
42	2.20	(288, 7)	.00	2.20	.00	.30	1.00	.00	.00	.30	.40	.00	.00	.00
				Links 10+	.20	.00	.00	.00	.00	.00	.00	.00	.00	.00
43	2.10	(72, 8)	.00	2.10	.00	.00	1.20	.20	.30	.40	.00	.00	.00	.00
				Links 10+	.00	.00	.00	.00	.00	.00	.00	.00	.00	.00

JOB: HSS FDR Air Quality Existing/70' Jets

RUN: FDR DRIVE BET E 67TH-75TH STS/70' JETS

LINK CONTRIBUTION TABLES

SECOND HIGHEST 1-HOUR AVERAGED LINK CONTRIBUTIONS
IN PARTS PER MILLION (PPM)
INCLUDING AMBIENT BACKGROUND CONCENTRATIONS.

Rcptr No.	Total Conc	Ending Day Hr	Ambient Backgnd	Total Link	Link +1	Link +2	Link +3	Link +4	Link +5	Link +6	Link +7	Link +8	Link +9	Link +10
44	2.10	(72, 8)	.00	2.10	.00	.00	1.20	.20	.30	.40	.00	.00	.00	.00
				Links 10+	.00	.00	.00	.00	.00	.00	.00	.00	.00	.00
45	2.10	(72, 8)	.00	2.10	.00	.00	1.20	.20	.30	.40	.00	.00	.00	.00
				Links 10+	.00	.00	.00	.00	.00	.00	.00	.00	.00	.00
46	2.00	(72, 8)	.00	2.00	.00	.00	1.10	.30	.30	.30	.00	.00	.00	.00
				Links 10+	.00	.00	.00	.00	.00	.00	.00	.00	.00	.00
47	2.10	(72, 8)	.00	2.10	.00	.00	1.10	.30	.40	.30	.00	.00	.00	.00
				Links 10+	.00	.00	.00	.00	.00	.00	.00	.00	.00	.00
48	2.00	(72, 8)	.00	2.00	.00	.00	1.00	.30	.40	.30	.00	.00	.00	.00
				Links 10+	.00	.00	.00	.00	.00	.00	.00	.00	.00	.00
49	2.10	(72, 8)	.00	2.10	.00	.00	1.00	.40	.50	.20	.00	.00	.00	.00
				Links 10+	.00	.00	.00	.00	.00	.00	.00	.00	.00	.00
50	2.10	(72, 8)	.00	2.10	.00	.00	1.00	.40	.50	.20	.00	.00	.00	.00
				Links 10+	.00	.00	.00	.00	.00	.00	.00	.00	.00	.00
51	2.00	(72, 8)	.00	2.00	.00	.00	.90	.50	.50	.10	.00	.00	.00	.00
				Links 10+	.00	.00	.00	.00	.00	.00	.00	.00	.00	.00
52	2.10	(72, 8)	.00	2.10	.00	.00	.80	.60	.60	.10	.00	.00	.00	.00
				Links 10+	.00	.00	.00	.00	.00	.00	.00	.00	.00	.00
53	2.00	(288, 7)	.00	2.00	.00	.10	1.10	.00	.00	.50	.20	.00	.00	.00
				Links 10+	.10	.00	.00	.00	.00	.00	.00	.00	.00	.00
54	2.00	(72, 8)	.00	2.00	.00	.00	.50	.90	.60	.00	.00	.00	.00	.00
				Links 10+	.00	.00	.00	.00	.00	.00	.00	.00	.00	.00
55	1.90	(288, 7)	.00	1.90	.00	.10	1.10	.00	.00	.50	.10	.00	.10	.00
				Links 10+	.00	.00	.00	.00	.00	.00	.00	.00	.00	.00
56	1.90	(288, 7)	.00	1.90	.00	.10	1.10	.00	.00	.50	.10	.00	.10	.00
				Links 10+	.00	.00	.00	.00	.00	.00	.00	.00	.00	.00
57	2.70	(72, 8)	.00	2.70	.20	1.40	.10	.00	.00	.10	.80	.00	.00	.10
				Links 10+	.00	.00	.00	.00	.00	.00	.00	.00	.00	.00
58	2.70	(72, 8)	.00	2.70	.50	1.10	.10	.00	.00	.10	.80	.00	.00	.10
				Links 10+	.00	.00	.00	.00	.00	.00	.00	.00	.00	.00
59	2.50	(357, 8)	.00	2.50	.80	.00	.00	.00	.00	.00	.10	.50	.00	.00
				Links 10+	.00	1.10	.00	.00	.00	.00	.00	.00	.00	.00
60	2.40	(339,17)	.00	2.40	.70	.80	.10	.00	.00	.10	.60	.00	.00	.00
				Links 10+	.00	.10	.00	.00	.00	.00	.00	.00	.00	.00

JOB: HSS FDR Air Quality Existing/70' Jets

RUN: FDR DRIVE BET E 67TH-75TH STS/70' JETS

CALM DURATION FREQUENCY

Hours of Consecutive Calm Winds	Frequency of Occurrence	(Julian day/hour ending) of Significant Occurrences
1	150	(1,24)(2, 2)(2, 6)(9,22)(23, 3)(23, 7)(24,15)(30, 1)(36, 1)(36, 3) (41, 2)(41, 6)(42,12)(48,23)(53, 1)(53, 5)(54, 2)(55,21)(58, 4)(61, 5) (62, 1)(69,11)(75, 1)(83, 9)(83,11)(83,14)(83,21)(84, 4)(84,11)(84,15) (85, 4)(92, 6)(94,10)(98,10)(106, 4)(106,23)(107,15)(107,19)(111, 5)(118,12) (119,24)(120, 4)(121, 2)(124, 1)(126,23)(127, 5)(127,14)(128, 5)(129, 1)(129, 3) (129,10)(131,22)(132, 2)(139,20)(140, 1)(143,24)(144, 5)(146, 4)(154, 4)(156, 1) (156, 7)(156, 9)(168, 6)(170, 1)(178, 6)(178, 9)(181, 1)(181,23)(183, 7)(183,12) (184, 8)(185,19)(186, 1)(186,12)(186,15)(195, 9)(199, 4)(203, 9)(205,17)(206, 2) (211, 2)(211, 4)(211, 6)(211, 9)(215, 7)(217,15)(218,20)(219, 3)(219, 5)(223,22) (235, 1)(235, 8)(237, 2)(237,14)(239, 8)(240, 5)(246, 3)(246, 9)(246,15)(246,24) (247, 5)(248, 5)(248, 8)(248,15)(250,24)(251, 2)(251,11)(253, 9)(253,13)(253,18) (253,20)(262, 6)(263,22)(267, 5)(274, 2)(275, 3)(275, 5)(276,22)(276,24)(277, 2) (277, 5)(278, 6)(280, 4)(286, 2)(286, 6)(287, 5)(288, 5)(288, 8)(289,23)(294,13) (297,14)(298,24)(299, 2)(300, 4)(300, 6)(300,22)(301,20)(308,12)(309, 1)(309, 8) (309,12)(313,12)(313,15)(314, 7)(319, 6)(339,13)(339,16)(344, 3)(346, 9)(357, 6) (
2	38	(3,15)(19,24)(30, 4)(30, 7)(30,12)(39,13)(39,16)(46,24)(67, 7)(87, 4) (92, 1)(103, 2)(105, 5)(127, 3)(129, 8)(132,24)(142,22)(144, 3)(152, 4)(168, 1) (184, 4)(184,12)(191, 4)(201, 8)(201,24)(203, 7)(217,21)(219, 8)(239, 1)(245, 4) (275, 9)(299, 5)(300, 2)(301, 1)(301,24)(314, 5)(346,13)(359, 6)
3	9	(15,13)(68, 6)(84, 2)(86, 3)(122, 5)(128, 9)(153,24)(176, 3)(343, 5)
4	2	(171,21)(228,21)
5	3	(107, 9)(137, 7)(247,12)
7	1	(160, 6)
17	1	(145, 1)

Program terminated normally

JOB: HSS FDR Air Quality Existing/70' Jets

RUN: FDR DRIVE BET E 67TH-75TH STS/70' JETS

General Information

Run start date: 1/ 1/ 1 Julian: 1
end date: 12/31/ 1 Julian: 365

A Tier 2 approach was used for input data preparation.

The MODE flag has been set to C for calculating CO averages.

Ambient background concentrations are included in the averages below.

Site & Meteorological Constants

VS = .0 CM/S VD = .0 CM/S Z0 = 175. CM ATIM = 60.

Met. Sfc. Sta. Id & Yr = 72503 2001
Upper Air Sta. Id & Yr = 94703 2001

CAUTION: The input years for the Run and Meteorological data differ. The respective values are: 1 and 2001.

Urban mixing heights were processed.

In 2001, Julian day 1 is a Monday.

The patterns from the input file have been assigned as follows:

Pattern # 1 is assigned to Monday.
Pattern # 1 is assigned to Tuesday.
Pattern # 1 is assigned to Wednesday.
Pattern # 1 is assigned to Thursday.
Pattern # 1 is assigned to Friday.
Pattern # 1 is assigned to Saturday.
Pattern # 1 is assigned to Sunday.

Link Data Constants - (Variable data in *.LNK file)

LINK DESCRIPTION	LINK COORDINATES (FT) X1	Y1	X2	Y2	LENGTH (FT)	BRG (DEG)	TYPE	H (FT)	W (FT)	NLANES
1. FDR N/B 67th-68th St*	-132.0	-225.0	15.0	-10.0	260.	34.	AG	.0	36.0	
2. FDR N/B 68th-71st St*	15.0	-10.0	438.0	608.0	749.	34.	AG	.0	36.0	
3. FDR N/B 71st-73rd St*	438.0	608.0	773.0	1098.0	594.	34.	AG	.0	36.0	
4. FDR N/B 73rd-75th St*	773.0	1098.0	1056.0	1625.0	598.	28.	AG	.0	36.0	
5. FDR S/B 75th-73rd St*	743.0	1118.0	1026.0	1645.0	598.	28.	AG	.0	36.0	
6. FDR S/B 73rd-71st St*	408.0	628.0	743.0	1118.0	594.	34.	AG	.0	36.0	

JOB: HSS FDR Air Quality Existing/70' Jets RUN: FDR DRIVE BET E 67TH-75TH STS/70' JETS

Link Data Constants - (Variable data in *.LNK file)

	LINK DESCRIPTION	LINK COORDINATES (FT) X1	Y1	X2	Y2	LENGTH (FT)	BRG (DEG)	TYPE	H (FT)	W (FT)	NLANES
7.	FDR S/B 71st-68th St	-15.0	10.0	408.0	628.0	749.	34.	AG	.0	36.0	
8.	FDR S/B 68th-67th St	-162.0	-205.0	-15.0	10.0	260.	34.	AG	.0	36.0	
9.	FDR Service Rd 73-71	385.0	644.0	720.0	1134.0	594.	34.	AG	.0	32.0	
10.	FDR Service Rd 68-71	-38.0	26.0	385.0	644.0	749.	34.	AG	.0	32.0	
11.	FDR N/B 70' Jet 71St	438.0	608.0	478.0	665.0	70.	35.	AG	.0	32.0	
12.	FDR S/B 70' Jet 68St	-15.0	10.0	-55.0	-47.0	70.	215.	AG	.0	32.0	

Receptor Data

	RECEPTOR	COORDINATES (FT) X	Y	Z
1.	RECEPTOR 1	34.0	-23.0	6.0
2.	RECEPTOR 2	48.0	-4.0	6.0
3.	RECEPTOR 3	62.0	17.0	6.0
4.	RECEPTOR 4	75.0	37.0	6.0
5.	RECEPTOR 5	89.0	57.0	6.0
6.	RECEPTOR 6	103.0	77.0	6.0
7.	RECEPTOR 7	117.0	97.0	6.0
8.	RECEPTOR 8	130.0	117.0	6.0
9.	RECEPTOR 9	144.0	137.0	6.0
10.	RECEPTOR 10	158.0	158.0	6.0
11.	RECEPTOR 11	172.0	178.0	6.0
12.	RECEPTOR 12	186.0	198.0	6.0
13.	RECEPTOR 13	199.0	218.0	6.0
14.	RECEPTOR 14	213.0	238.0	6.0
15.	RECEPTOR 15	227.0	258.0	6.0
16.	RECEPTOR 16	241.0	278.0	6.0
17.	RECEPTOR 17	255.0	299.0	6.0
18.	RECEPTOR 18	268.0	319.0	6.0
19.	RECEPTOR 19	282.0	339.0	6.0
20.	RECEPTOR 20	296.0	359.0	6.0
21.	RECEPTOR 21	310.0	379.0	6.0
22.	RECEPTOR 22	323.0	399.0	6.0
23.	RECEPTOR 23	337.0	419.0	6.0
24.	RECEPTOR 24	351.0	440.0	6.0
25.	RECEPTOR 25	365.0	460.0	6.0
26.	RECEPTOR 26	379.0	480.0	6.0
27.	RECEPTOR 27	392.0	500.0	6.0
28.	RECEPTOR 28	406.0	520.0	6.0

Receptor Data

RECEPTOR	COORDINATES (FT) X	Y	Z
29. RECEPTOR 29	420.0	540.0	6.0
30. RECEPTOR 30	434.0	561.0	6.0
31. RECEPTOR 31	447.0	581.0	6.0
32. RECEPTOR 32	461.0	601.0	6.0
33. RECEPTOR 33	475.0	621.0	6.0
34. RECEPTOR 34	489.0	641.0	6.0
35. RECEPTOR 35	503.0	661.0	6.0
36. RECEPTOR 36	516.0	681.0	6.0
37. RECEPTOR 37	530.0	702.0	6.0
38. RECEPTOR 38	544.0	722.0	6.0
39. RECEPTOR 39	558.0	742.0	6.0
40. RECEPTOR 40	571.0	762.0	6.0
41. RECEPTOR 41	585.0	782.0	6.0
42. RECEPTOR 42	599.0	802.0	6.0
43. RECEPTOR 43	613.0	822.0	6.0
44. RECEPTOR 44	627.0	843.0	6.0
45. RECEPTOR 45	640.0	863.0	6.0
46. RECEPTOR 46	654.0	883.0	6.0
47. RECEPTOR 47	668.0	903.0	6.0
48. RECEPTOR 48	682.0	923.0	6.0
49. RECEPTOR 49	696.0	943.0	6.0
50. RECEPTOR 50	709.0	964.0	6.0
51. RECEPTOR 51	723.0	984.0	6.0
52. RECEPTOR 52	737.0	1004.0	6.0
53. RECEPTOR 53	751.0	1024.0	6.0
54. RECEPTOR 54	764.0	1044.0	6.0
55. RECEPTOR 55	778.0	1064.0	6.0
56. RECEPTOR 56	792.0	1084.0	6.0
57. RECEPTOR 57	20.0	-44.0	6.0
58. RECEPTOR 58	6.0	-64.0	6.0
59. RECEPTOR 59	-7.0	-84.0	6.0
60. RECEPTOR 60	-21.0	-104.0	6.0

JOB: HSS FDR Air Quality Existing/70' Jets

RUN: FDR DRIVE BET E 67TH-75TH STS/70' JETS

Model Results

Remarks : In search of the wind direction corresponding to the maximum concentration, only the first direction, of the directions with the same maximum concentrations, is indicated as the maximum.

* MAXIMUM HOURLY CONCENTRATIONS WITH ANY AMBIENT BACKGROUND CONCENTRATIONS (BKG) ADDED

(PPM)

	REC1	REC2	REC3	REC4	REC5	REC6	REC7	REC8	REC9	REC10
MAX+BKG	2.6	2.6	2.5	2.5	2.5	2.4	2.3	2.4	2.4	2.5
- BKG	.0	.0	.0	.0	.0	.0	.0	.0	.0	.0
MAX	2.6	2.6	2.5	2.5	2.5	2.4	2.3	2.4	2.4	2.5
WIND DIR	24	262	262	24	24	24	24	24	30	24
JULIAN	44	23	23	44	44	44	44	44	347	44
HOUR	19	17	17	19	19	19	19	19	8	19

	REC11	REC12	REC13	REC14	REC15	REC16	REC17	REC18	REC19	REC20
MAX+BKG	2.4	2.5	2.5	2.5	2.5	2.4	2.4	2.5	2.6	2.5
- BKG	.0	.0	.0	.0	.0	.0	.0	.0	.0	.0
MAX	2.4	2.5	2.5	2.5	2.5	2.4	2.4	2.5	2.6	2.5
WIND DIR	24	24	24	24	24	24	24	24	24	24
JULIAN	44	44	44	44	44	44	44	44	44	44
HOUR	19	19	19	19	19	19	19	19	19	19

	REC21	REC22	REC23	REC24	REC25	REC26	REC27	REC28	REC29	REC30
MAX+BKG	2.5	2.7	2.7	2.6	2.7	2.7	2.7	2.9	2.9	3.1
- BKG	.0	.0	.0	.0	.0	.0	.0	.0	.0	.0
MAX	2.5	2.7	2.7	2.6	2.7	2.7	2.7	2.9	2.9	3.1
WIND DIR	24	24	24	24	24	24	24	24	24	24
JULIAN	44	44	44	44	44	44	44	44	44	44
HOUR	19	19	19	19	19	19	19	19	19	19

	REC31	REC32	REC33	REC34	REC35	REC36	REC37	REC38	REC39	REC40
MAX+BKG	3.2	3.6	3.6	3.6	3.4	3.1	2.7	2.5	2.3	2.3
- BKG	.0	.0	.0	.0	.0	.0	.0	.0	.0	.0
MAX	3.2	3.6	3.6	3.6	3.4	3.1	2.7	2.5	2.3	2.3
WIND DIR	24	330	311	262	239	226	226	226	224	226
JULIAN	44	338	105	23	261	319	319	319	264	319
HOUR	19	11	10	17	20	9	9	9	10	9

JOB: HSS FDR Air Quality Existing/70' Jets

RUN: FDR DRIVE BET E 67TH-75TH STS/70' JETS

* MAXIMUM HOURLY CONCENTRATIONS WITH ANY AMBIENT BACKGROUND CONCENTRATIONS (BKG) ADDED
(PPM)

	REC41	REC42	REC43	REC44	REC45	REC46	REC47	REC48	REC49	REC50
MAX+BKG	2.3	2.1	2.0	2.1	2.2	2.1	2.1	2.1	2.1	2.2
- BKG	.0	.0	.0	.0	.0	.0	.0	.0	.0	.0
MAX	2.3	2.1	2.0	2.1	2.2	2.1	2.1	2.1	2.1	2.2
WIND DIR	226	226	24	226	226	226	226	226	226	226
JULIAN	319	319	44	319	319	319	319	319	319	319
HOUR	9	9	19	9	9	9	9	9	9	9

	REC51	REC52	REC53	REC54	REC55	REC56	REC57	REC58	REC59	REC60
MAX+BKG	2.2	2.2	2.1	2.0	2.0	2.0	2.5	2.5	2.5	2.4
- BKG	.0	.0	.0	.0	.0	.0	.0	.0	.0	.0
MAX	2.2	2.2	2.1	2.0	2.0	2.0	2.5	2.5	2.5	2.4
WIND DIR	226	226	226	226	226	226	24	24	334	24
JULIAN	319	319	319	319	319	319	44	44	33	44
HOUR	9	9	9	9	9	9	19	19	18	19

THE HIGHEST CONCENTRATION OF 3.60 PPM OCCURRED AT RECEPTOR REC32.

==========
Output Section
==========

NOTES PERTAINING TO THE REPORT

1. THE HIGHEST AVERAGE IN EACH OF THE FIRST TWO COLUMNS OF EACH TABLE BELOW ARE SUFFIXED BY AN ASTERISK (*). FOR PM OUTPUT, THERE IS ONLY ONE COLUMN AND ASTERISK FOR THE ANNUAL AVERAGE/PERIOD OF CONCERN TABLE.

2. THE NUMBERS IN PARENTHESES ARE THE JULIAN DAY AND ENDING HOUR FOR THE PRECEDING AVERAGE.

3. THE NUMBER OF CALM HOURS USED IN PRODUCING EACH AVERAGE ARE PREFIXED BY A C.

PRIMARY AVERAGES.

MAXIMUM 8-HOUR RUNNING NONOVERLAPPING AVERAGE CONCENTRATIONS
IN PARTS PER MILLION (PPM),
INCLUDING AMBIENT BACKGROUND CONCENTRATIONS.

Receptor Number	Highest Conc	Highest Ending Day Hr	Highest Calm	Second highest Conc	Second highest Ending Day Hr	Second highest Calm
1	1.87	(23,20)	C 2	1.77	(338,13)	C 1
2	1.95	(23,20)	C 2	1.66	(338,13)	C 1
3	2.00	(23,20)	C 2	1.51	(338,13)	C 1
4	1.83	(23,20)	C 2	1.46	(274,24)	C 0
5	1.75	(23,20)	C 2	1.40	(338,13)	C 1
6	1.72	(23,20)	C 2	1.39	(274,24)	C 0
7	1.70	(23,20)	C 2	1.36	(338,13)	C 1
8	1.68	(23,20)	C 2	1.37	(338,13)	C 1
9	1.68	(23,20)	C 2	1.39	(338,13)	C 1
10	1.70	(23,20)	C 2	1.40	(338,13)	C 1
11	1.63	(23,20)	C 2	1.40	(338,13)	C 1
12	1.60	(23,20)	C 2	1.40	(338,13)	C 1
13	1.63	(23,20)	C 2	1.41	(338,13)	C 1
14	1.63	(23,20)	C 2	1.40	(338,13)	C 1
15	1.62	(23,20)	C 2	1.40	(338,13)	C 1
16	1.62	(23,20)	C 2	1.40	(338,13)	C 1
17	1.62	(23,20)	C 2	1.40	(338,13)	C 1
18	1.67	(23,20)	C 2	1.41	(338,13)	C 1
19	1.65	(23,20)	C 2	1.40	(338,13)	C 1
20	1.63	(23,20)	C 2	1.40	(338,13)	C 1
21	1.63	(23,20)	C 2	1.40	(338,13)	C 1
22	1.67	(23,20)	C 2	1.40	(338,13)	C 1
23	1.63	(23,20)	C 2	1.40	(338,13)	C 1
24	1.67	(23,20)	C 2	1.39	(338,13)	C 1

JOB: HSS FDR Air Quality Existing/70' Jets RUN: FDR DRIVE BET E 67TH-75TH STS/70' JETS

MAXIMUM 8-HOUR RUNNING NONOVERLAPPING AVERAGE CONCENTRATIONS
IN PARTS PER MILLION (PPM),
INCLUDING AMBIENT BACKGROUND CONCENTRATIONS.

Receptor Number	Highest Conc	Highest Ending Day Hr	Highest Calm	Second highest Conc	Second highest Ending Day Hr	Second highest Calm
25	1.67	(23,20)	C 2	1.39	(338,13)	C 1
26	1.63	(23,20)	C 2	1.40	(338,13)	C 1
27	1.67	(23,20)	C 2	1.40	(338,13)	C 1
28	1.67	(23,20)	C 2	1.41	(338,13)	C 1
29	1.65	(23,20)	C 2	1.40	(338,13)	C 1
30	1.67	(23,20)	C 2	1.43	(338,13)	C 1
31	1.70	(23,20)	C 2	1.57	(338,13)	C 1
32	2.16	(338,13)	C 1	1.95	(23,20)	C 2
33	2.72	(23,20)	C 2	2.53*	(338,13)	C 1
34	2.93*	(23,20)	C 2	2.40	(338,13)	C 1
35	2.53	(23,20)	C 2	2.06	(274,24)	C 0
36	1.85	(23,20)	C 2	1.56	(274,24)	C 0
37	1.60	(23,20)	C 2	1.40	(7,23)	C 0
38	1.48	(23,20)	C 2	1.31	(274,24)	C 0
39	1.42	(23,20)	C 2	1.26	(274,24)	C 0
40	1.45	(23,20)	C 2	1.26	(274,24)	C 0
41	1.45	(23,20)	C 2	1.21	(274,24)	C 0
42	1.42	(23,20)	C 2	1.20	(274,24)	C 0
43	1.40	(23,20)	C 2	1.20	(274,24)	C 0
44	1.37	(23,20)	C 2	1.17	(274,24)	C 0
45	1.35	(23,20)	C 2	1.19	(274,24)	C 0
46	1.35	(23,20)	C 2	1.16	(274,24)	C 0
47	1.35	(23,20)	C 2	1.14	(338,13)	C 1
48	1.33	(23,20)	C 2	1.14	(338,13)	C 1
49	1.33	(23,20)	C 2	1.16	(338,13)	C 1
50	1.33	(23,20)	C 2	1.17	(338,13)	C 1
51	1.33	(23,20)	C 2	1.14	(338,13)	C 1
52	1.33	(23,20)	C 2	1.14	(338,13)	C 1
53	1.33	(23,20)	C 2	1.14	(338,13)	C 1
54	1.35	(23,20)	C 2	1.16	(338,13)	C 1
55	1.33	(23,20)	C 2	1.15	(274,24)	C 0
56	1.32	(23,20)	C 2	1.13	(338,13)	C 1
57	1.80	(338,13)	C 1	1.63	(23,20)	C 2
58	1.66	(338,13)	C 1	1.43	(23,20)	C 2
59	1.41	(338,13)	C 1	1.38	(331,13)	C 0
60	1.32	(23,20)	C 2	1.27	(338,13)	C 1

FIVE HIGHEST 1-HOUR END-TO-END AVERAGE CONCENTRATIONS IN PARTS PER MILLION
INCLUDING AMBIENT BACKGROUND CONCENTRATIONS.

Rcptr No.	Highest Conc	Highest Ending Day Hr	Highest Calm	Second Highest Conc	Second Highest Ending Day Hr	Second Highest Calm	Third Highest Conc	Third Highest Ending Day Hr	Third Highest Calm	Fourth Highest Conc	Fourth Highest Ending Day Hr	Fourth Highest Calm	Fifth Highest Conc	Fifth Highest Ending Day Hr	Fifth Highest Calm
1	2.60	(44,19)	C 0	2.50	(23,17)	C 0	2.40	(129,23)	C 0	2.40	(228, 8)	C 0	2.40	(347, 8)	C 0

JOB: HSS FDR Air Quality Existing/70' Jets

RUN: FDR DRIVE BET E 67TH-75TH STS/70' JETS

FIVE HIGHEST 1-HOUR END-TO-END AVERAGE CONCENTRATIONS IN PARTS PER MILLION
INCLUDING AMBIENT BACKGROUND CONCENTRATIONS.

Rcptr	Highest Ending			Second Highest Ending			Third Highest Ending			Fourth Highest Ending			Fifth Highest Ending		
No.	Conc	Day Hr	Calm	Conc	Day Hr	Calm	Conc	Day Hr	Calm	Conc	Day Hr	Calm	Conc	Day Hr	Calm
2	2.60	(23,17)	C 0	2.50	(44,19)	C 0	2.50	(338, 7)	C 0	2.40	(221, 7)	C 0	2.30	(44,20)	C 0
3	2.50	(23,17)	C 0	2.50	(44,19)	C 0	2.40	(347, 8)	C 0	2.30	(44,20)	C 0	2.30	(261,20)	C 0
4	2.50	(44,19)	C 0	2.40	(347, 8)	C 0	2.30	(44,20)	C 0	2.30	(261,20)	C 0	2.20	(23,17)	C 0
5	2.50	(44,19)	C 0	2.40	(347, 8)	C 0	2.30	(44,20)	C 0	2.20	(261,20)	C 0	2.10	(23,17)	C 0
6	2.40	(44,19)	C 0	2.40	(261,20)	C 0	2.20	(44,20)	C 0	2.20	(293,21)	C 0	2.20	(347, 8)	C 0
7	2.30	(44,19)	C 0	2.20	(261,20)	C 0	2.20	(319, 9)	C 0	2.20	(347, 8)	C 0	2.10	(44,20)	C 0
8	2.40	(44,19)	C 0	2.30	(261,20)	C 0	2.20	(44,20)	C 0	2.20	(319, 9)	C 0	2.20	(347, 8)	C 0
9	2.40	(347, 8)	C 0	2.30	(44,19)	C 0	2.20	(261,20)	C 0	2.10	(319, 9)	C 0	2.10	(44,20)	C 0
10	2.50	(44,19)	C 0	2.40	(347, 8)	C 0	2.20	(44,20)	C 0	2.20	(319, 9)	C 0	2.10	(261,20)	C 0
11	2.40	(44,19)	C 0	2.40	(347, 8)	C 0	2.20	(44,20)	C 0	2.20	(319, 9)	C 0	2.10	(115,20)	C 0
12	2.50	(44,19)	C 0	2.50	(347, 8)	C 0	2.30	(44,20)	C 0	2.20	(115,20)	C 0	2.10	(261,20)	C 0
13	2.50	(44,19)	C 0	2.50	(347, 8)	C 0	2.30	(44,20)	C 0	2.30	(319, 9)	C 0	2.20	(115,20)	C 0
14	2.50	(44,19)	C 0	2.50	(347, 8)	C 0	2.30	(44,20)	C 0	2.20	(319, 9)	C 0	2.10	(115,20)	C 0
15	2.50	(44,19)	C 0	2.40	(347, 8)	C 0	2.20	(44,20)	C 0	2.20	(319, 9)	C 0	2.10	(115,20)	C 0
16	2.40	(44,19)	C 0	2.40	(347, 8)	C 0	2.20	(44,20)	C 0	2.20	(115,20)	C 0	2.20	(319, 9)	C 0
17	2.40	(44,19)	C 0	2.40	(44,20)	C 0	2.40	(347, 8)	C 0	2.20	(115,20)	C 0	2.20	(319, 9)	C 0
18	2.50	(44,19)	C 0	2.40	(44,20)	C 0	2.40	(347, 8)	C 0	2.40	(319, 9)	C 0	2.20	(115,20)	C 0
19	2.60	(44,19)	C 0	2.40	(44,20)	C 0	2.40	(319, 9)	C 0	2.30	(347, 8)	C 0	2.20	(115,20)	C 0
20	2.50	(44,19)	C 0	2.40	(319, 9)	C 0	2.30	(44,20)	C 0	2.20	(347, 8)	C 0	2.20	(261,20)	C 0
21	2.50	(44,19)	C 0	2.50	(347, 8)	C 0	2.30	(319, 9)	C 0	2.20	(44,20)	C 0	2.20	(261,20)	C 0
22	2.70	(44,19)	C 0	2.50	(347, 8)	C 0	2.40	(319, 9)	C 0	2.20	(115,20)	C 0	2.20	(44,20)	C 0
23	2.70	(44,19)	C 0	2.60	(44,20)	C 0	2.30	(347, 8)	C 0	2.30	(319, 9)	C 0	2.20	(115,20)	C 0
24	2.60	(44,19)	C 0	2.50	(347, 8)	C 0	2.40	(44,20)	C 0	2.20	(261,20)	C 0	2.20	(319, 9)	C 0
25	2.70	(44,19)	C 0	2.50	(347, 8)	C 0	2.40	(44,20)	C 0	2.20	(90,18)	C 0	2.20	(261,20)	C 0
26	2.70	(44,19)	C 0	2.50	(44,20)	C 0	2.50	(347, 8)	C 0	2.20	(330,18)	C 0	2.20	(261,20)	C 0
27	2.70	(44,19)	C 0	2.60	(44,20)	C 0	2.50	(347, 8)	C 0	2.30	(319, 9)	C 0	2.20	(90,18)	C 0
28	2.90	(44,19)	C 0	2.60	(44,20)	C 0	2.50	(347, 8)	C 0	2.30	(90,18)	C 0	2.30	(115,20)	C 0
29	2.90	(44,19)	C 0	2.60	(44,20)	C 0	2.50	(347, 8)	C 0	2.40	(115,20)	C 0	2.30	(90,18)	C 0
30	3.10	(44,19)	C 0	2.80	(347, 8)	C 0	2.70	(44,20)	C 0	2.70	(90,18)	C 0	2.50	(259, 7)	C 0
31	3.20	(44,19)	C 0	3.00	(90,18)	C 0	2.90	(44,20)	C 0	2.90	(313,24)	C 0	2.80	(347, 8)	C 0
32	3.60*	(338,11)	C 0	3.30	(343,19)	C 0	3.20	(24,16)	C 0	3.20	(44,19)	C 0	3.20	(33,18)	C 0
33	3.60	(105,10)	C 0	3.50*	(338,11)	C 0	3.30	(23,17)	C 0	3.20	(23,14)	C 0	3.20	(343,19)	C 0
34	3.60	(23,17)	C 0	3.50	(261,20)	C 0	3.30	(23,16)	C 0	3.30	(228, 8)	C 0	3.20	(221, 7)	C 0
35	3.40	(261,20)	C 0	3.30	(319, 9)	C 0	3.10	(293,21)	C 0	3.00	(23,17)	C 0	3.00	(96,21)	C 0
36	3.10	(319, 9)	C 0	2.90	(261,20)	C 0	2.90	(264,10)	C 0	2.70	(293,21)	C 0	2.60	(259,23)	C 0
37	2.70	(319, 9)	C 0	2.50	(264,10)	C 0	2.40	(261,20)	C 0	2.30	(259,23)	C 0	2.30	(274,23)	C 0
38	2.50	(319, 9)	C 0	2.20	(264,10)	C 0	2.10	(293,21)	C 0	2.10	(261,20)	C 0	2.00	(44,19)	C 0
39	2.30	(264,10)	C 0	2.30	(319, 9)	C 0	2.00	(44,19)	C 0	1.90	(261,20)	C 0	1.90	(293,21)	C 0
40	2.30	(319, 9)	C 0	2.00	(44,19)	C 0	2.00	(264,10)	C 0	1.90	(261,20)	C 0	1.80	(44,20)	C 0
41	2.30	(319, 9)	C 0	2.00	(44,19)	C 0	2.00	(264,10)	C 0	1.80	(44,20)	C 0	1.80	(23,16)	C 0
42	2.10	(319, 9)	C 0	1.90	(44,19)	C 0	1.90	(261,20)	C 0	1.90	(264,10)	C 0	1.70	(7,20)	C 0

JOB: HSS FDR Air Quality Existing/70' Jets

RUN: FDR DRIVE BET E 67TH-75TH STS/70' JETS

FIVE HIGHEST 1-HOUR END-TO-END AVERAGE CONCENTRATIONS IN PARTS PER MILLION
INCLUDING AMBIENT BACKGROUND CONCENTRATIONS.

Rcptr	Highest			Second Highest			Third Highest			Fourth Highest			Fifth Highest		
No.	Conc	Ending Day Hr	Calm	Conc	Ending Day Hr	Calm	Conc	Ending Day Hr	Calm	Conc	Ending Day Hr	Calm	Conc	Ending Day Hr	Calm
43	2.00	(44,19)	C 0	2.00	(319, 9)	C 0	1.90	(261,20)	C 0	1.80	(90,18)	C 0	1.80	(264,10)	C 0
44	2.10	(319, 9)	C 0	2.00	(261,20)	C 0	1.90	(44,19)	C 0	1.80	(264,10)	C 0	1.80	(347, 8)	C 0
45	2.20	(319, 9)	C 0	1.90	(44,19)	C 0	1.90	(264,10)	C 0	1.80	(261,20)	C 0	1.80	(293,21)	C 0
46	2.10	(319, 9)	C 0	2.00	(44,19)	C 0	1.90	(264,10)	C 0	1.80	(261,20)	C 0	1.80	(44,20)	C 0
47	2.10	(319, 9)	C 0	2.00	(44,19)	C 0	1.80	(261,20)	C 0	1.80	(264,10)	C 0	1.70	(44,20)	C 0
48	2.10	(319, 9)	C 0	1.90	(44,19)	C 0	1.80	(261,20)	C 0	1.80	(264,10)	C 0	1.70	(44,20)	C 0
49	2.10	(319, 9)	C 0	1.90	(44,19)	C 0	1.70	(44,20)	C 0	1.70	(261,20)	C 0	1.70	(264,10)	C 0
50	2.20	(319, 9)	C 0	2.00	(44,19)	C 0	1.80	(264,10)	C 0	1.70	(44,20)	C 0	1.70	(90,18)	C 0
51	2.20	(319, 9)	C 0	1.90	(264,10)	C 0	1.90	(44,19)	C 0	1.70	(44,20)	C 0	1.70	(261,20)	C 0
52	2.20	(319, 9)	C 0	1.90	(264,10)	C 0	1.90	(44,19)	C 0	1.70	(90,18)	C 0	1.70	(261,20)	C 0
53	2.10	(319, 9)	C 0	2.00	(264,10)	C 0	1.80	(44,19)	C 0	1.70	(261,20)	C 0	1.70	(313,24)	C 0
54	2.00	(319, 9)	C 0	1.90	(264,10)	C 0	1.70	(44,19)	C 0	1.70	(90,18)	C 0	1.70	(261,20)	C 0
55	2.00	(319, 9)	C 0	1.80	(264,10)	C 0	1.70	(44,19)	C 0	1.70	(261,20)	C 0	1.70	(313,24)	C 0
56	2.00	(319, 9)	C 0	1.80	(264,10)	C 0	1.70	(261,20)	C 0	1.60	(44,19)	C 0	1.60	(96,21)	C 0
57	2.50	(44,19)	C 0	2.50	(129,23)	C 0	2.50	(357, 8)	C 0	2.40	(348, 8)	C 0	2.30	(44,20)	C 0
58	2.50	(44,19)	C 0	2.50	(338,11)	C 0	2.40	(348, 8)	C 0	2.30	(177, 7)	C 0	2.30	(341, 8)	C 0
59	2.50	(33,18)	C 0	2.50	(44,19)	C 0	2.40	(338,11)	C 0	2.30	(24,16)	C 0	2.30	(343,19)	C 0
60	2.40	(44,19)	C 0	2.30	(347, 8)	C 0	2.20	(343,19)	C 0	2.10	(313,24)	C 0	2.10	(44,20)	C 0

MAXIMUM 8-HOUR AVERAGED LINK CONTRIBUTIONS
IN PARTS PER MILLION (PPM)
INCLUDING AMBIENT BACKGROUND CONCENTRATIONS.

Rcptr No.	Total Conc	Ending Day Hr	Ambient Backgnd	Total Link		Link +1	Link +2	Link +3	Link +4	Link +5	Link +6	Link +7	Link +8	Link +9	Link +10
1	1.87	(23,20)	.00	1.87		.73	.12	.00	.00	.00	.00	.05	.45	.00	.00
				Links	10+	.00	.52	.00	.00	.00	.00	.00	.00	.00	.00
2	1.95	(23,20)	.00	1.95		.40	.52	.00	.00	.00	.00	.10	.38	.00	.00
				Links	10+	.00	.55	.00	.00	.00	.00	.00	.00	.00	.00
3	2.00	(23,20)	.00	2.00		.18	.83	.00	.00	.00	.00	.23	.28	.00	.00
				Links	10+	.00	.47	.00	.00	.00	.00	.00	.00	.00	.00
4	1.83	(23,20)	.00	1.83		.12	.92	.00	.00	.00	.00	.33	.18	.00	.00
				Links	10+	.00	.28	.00	.00	.00	.00	.00	.00	.00	.00
5	1.75	(23,20)	.00	1.75		.05	.95	.00	.00	.00	.00	.42	.13	.00	.02
				Links	10+	.00	.18	.00	.00	.00	.00	.00	.00	.00	.00
6	1.72	(23,20)	.00	1.72		.05	.97	.00	.00	.00	.00	.47	.08	.00	.02
				Links	10+	.00	.13	.00	.00	.00	.00	.00	.00	.00	.00
7	1.70	(23,20)	.00	1.70		.05	1.02	.00	.00	.00	.00	.48	.05	.00	.02
				Links	10+	.00	.08	.00	.00	.00	.00	.00	.00	.00	.00

JOB: HSS FDR Air Quality Existing/70' Jets

RUN: FDR DRIVE BET E 67TH-75TH STS/70' JETS

LINK CONTRIBUTION TABLES

MAXIMUM 8-HOUR AVERAGED LINK CONTRIBUTIONS
IN PARTS PER MILLION (PPM)
INCLUDING AMBIENT BACKGROUND CONCENTRATIONS.

Rcptr No.	Total Conc	Ending Day Hr	Ambient Backgnd	Total Link	Link +1	Link +2	Link +3	Link +4	Link +5	Link +6	Link +7	Link +8	Link +9	Link +10
8	1.68	(23,20)	.00	1.68	.02	1.03	.00	.00	.00	.00	.50	.05	.00	.03
			Links 10+		.00	.05	.00	.00	.00	.00	.00	.00	.00	.00
9	1.68	(23,20)	.00	1.68	.02	1.02	.00	.00	.00	.00	.52	.05	.00	.03
			Links 10+		.00	.05	.00	.00	.00	.00	.00	.00	.00	.00
10	1.70	(23,20)	.00	1.70	.00	1.03	.00	.00	.00	.00	.53	.05	.00	.03
			Links 10+		.00	.05	.00	.00	.00	.00	.00	.00	.00	.00
11	1.63	(23,20)	.00	1.63	.00	1.02	.00	.00	.00	.00	.53	.02	.00	.03
			Links 10+		.00	.03	.00	.00	.00	.00	.00	.00	.00	.00
12	1.60	(23,20)	.00	1.60	.00	1.02	.00	.00	.00	.00	.55	.00	.00	.03
			Links 10+		.00	.00	.00	.00	.00	.00	.00	.00	.00	.00
13	1.63	(23,20)	.00	1.63	.00	1.05	.00	.00	.00	.00	.55	.00	.00	.03
			Links 10+		.00	.00	.00	.00	.00	.00	.00	.00	.00	.00
14	1.63	(23,20)	.00	1.63	.00	1.05	.00	.00	.00	.00	.55	.00	.00	.03
			Links 10+		.00	.00	.00	.00	.00	.00	.00	.00	.00	.00
15	1.62	(23,20)	.00	1.62	.00	1.03	.00	.00	.00	.00	.55	.00	.00	.03
			Links 10+		.00	.00	.00	.00	.00	.00	.00	.00	.00	.00
16	1.62	(23,20)	.00	1.62	.00	1.03	.00	.00	.00	.00	.55	.00	.00	.03
			Links 10+		.00	.00	.00	.00	.00	.00	.00	.00	.00	.00
17	1.62	(23,20)	.00	1.62	.00	1.03	.00	.00	.00	.00	.55	.00	.00	.03
			Links 10+		.00	.00	.00	.00	.00	.00	.00	.00	.00	.00
18	1.67	(23,20)	.00	1.67	.00	1.07	.00	.00	.00	.00	.57	.00	.00	.03
			Links 10+		.00	.00	.00	.00	.00	.00	.00	.00	.00	.00
19	1.65	(23,20)	.00	1.65	.00	1.05	.00	.00	.00	.00	.57	.00	.00	.03
			Links 10+		.00	.00	.00	.00	.00	.00	.00	.00	.00	.00
20	1.63	(23,20)	.00	1.63	.00	1.03	.00	.00	.00	.00	.57	.00	.00	.03
			Links 10+		.00	.00	.00	.00	.00	.00	.00	.00	.00	.00
21	1.63	(23,20)	.00	1.63	.00	1.03	.00	.00	.00	.00	.57	.00	.00	.03
			Links 10+		.00	.00	.00	.00	.00	.00	.00	.00	.00	.00
22	1.67	(23,20)	.00	1.67	.00	1.07	.00	.00	.00	.00	.57	.00	.00	.03
			Links 10+		.00	.00	.00	.00	.00	.00	.00	.00	.00	.00
23	1.63	(23,20)	.00	1.63	.00	1.03	.00	.00	.00	.00	.57	.00	.00	.03
			Links 10+		.00	.00	.00	.00	.00	.00	.00	.00	.00	.00
24	1.67	(23,20)	.00	1.67	.00	1.07	.00	.00	.00	.00	.57	.00	.00	.03
			Links 10+		.00	.00	.00	.00	.00	.00	.00	.00	.00	.00
25	1.67	(23,20)	.00	1.67	.00	1.07	.00	.00	.00	.00	.57	.00	.00	.03
			Links 10+		.00	.00	.00	.00	.00	.00	.00	.00	.00	.00
26	1.63	(23,20)	.00	1.63	.00	1.03	.00	.00	.00	.00	.57	.00	.00	.03
			Links 10+		.00	.00	.00	.00	.00	.00	.00	.00	.00	.00

LINK CONTRIBUTION TABLES

MAXIMUM 8-HOUR AVERAGED LINK CONTRIBUTIONS
IN PARTS PER MILLION (PPM)
INCLUDING AMBIENT BACKGROUND CONCENTRATIONS.

Rcptr No.	Total Conc	Ending Day Hr	Ambient Backgnd	Total Link	Link +1	Link +2	Link +3	Link +4	Link +5	Link +6	Link +7	Link +8	Link +9	Link +10
27	1.67	(23,20)	.00	1.67	.00	1.07	.00	.00	.00	.00	.57	.00	.00	.03
			Links	10+	.00	.00	.00	.00	.00	.00	.00	.00	.00	.00
28	1.67	(23,20)	.00	1.67	.00	1.07	.00	.00	.00	.00	.57	.00	.00	.03
			Links	10+	.00	.00	.00	.00	.00	.00	.00	.00	.00	.00
29	1.65	(23,20)	.00	1.65	.00	1.05	.00	.00	.00	.00	.57	.00	.00	.03
			Links	10+	.00	.00	.00	.00	.00	.00	.00	.00	.00	.00
30	1.67	(23,20)	.00	1.67	.00	1.07	.00	.00	.00	.02	.57	.00	.00	.02
			Links	10+	.00	.00	.00	.00	.00	.00	.00	.00	.00	.00
31	1.70	(23,20)	.00	1.70	.00	1.05	.02	.00	.00	.03	.53	.00	.00	.02
			Links	10+	.05	.00	.00	.00	.00	.00	.00	.00	.00	.00
32	2.16	(338,13)	.00	2.16	.00	.29	.40	.00	.00	.20	.30	.00	.01	.01
			Links	10+	.94	.00	.00	.00	.00	.00	.00	.00	.00	.00
33	2.72	(23,20)	.00	2.72	.00	.42	.53	.00	.00	.10	.45	.00	.00	.02
			Links	10+	1.20	.00	.00	.00	.00	.00	.00	.00	.00	.00
34	2.93	(23,20)	.00	2.93	.00	.20	.70	.00	.00	.22	.32	.00	.02	.00
			Links	10+	1.48	.00	.00	.00	.00	.00	.00	.00	.00	.00
35	2.53	(23,20)	.00	2.53	.00	.12	.73	.00	.00	.30	.23	.00	.02	.00
			Links	10+	1.13	.00	.00	.00	.00	.00	.00	.00	.00	.00
36	1.85	(23,20)	.00	1.85	.00	.08	.75	.00	.00	.33	.15	.00	.03	.00
			Links	10+	.50	.00	.00	.00	.00	.00	.00	.00	.00	.00
37	1.60	(23,20)	.00	1.60	.00	.05	.78	.00	.00	.38	.12	.00	.05	.00
			Links	10+	.22	.00	.00	.00	.00	.00	.00	.00	.00	.00
38	1.48	(23,20)	.00	1.48	.00	.05	.80	.00	.00	.38	.08	.00	.05	.00
			Links	10+	.12	.00	.00	.00	.00	.00	.00	.00	.00	.00
39	1.42	(23,20)	.00	1.42	.00	.05	.80	.00	.00	.40	.05	.00	.07	.00
			Links	10+	.05	.00	.00	.00	.00	.00	.00	.00	.00	.00
40	1.45	(23,20)	.00	1.45	.00	.03	.82	.00	.00	.42	.05	.00	.08	.00
			Links	10+	.05	.00	.00	.00	.00	.00	.00	.00	.00	.00
41	1.45	(23,20)	.00	1.45	.00	.02	.82	.00	.00	.43	.05	.00	.08	.00
			Links	10+	.05	.00	.00	.00	.00	.00	.00	.00	.00	.00
42	1.42	(23,20)	.00	1.42	.00	.02	.82	.00	.00	.43	.05	.00	.08	.00
			Links	10+	.02	.00	.00	.00	.00	.00	.00	.00	.00	.00
43	1.40	(23,20)	.00	1.40	.00	.02	.82	.00	.00	.43	.03	.00	.08	.00
			Links	10+	.02	.00	.00	.00	.00	.00	.00	.00	.00	.00
44	1.37	(23,20)	.00	1.37	.00	.02	.82	.00	.00	.43	.02	.00	.08	.00
			Links	10+	.00	.00	.00	.00	.00	.00	.00	.00	.00	.00
45	1.35	(23,20)	.00	1.35	.00	.00	.82	.00	.00	.43	.02	.00	.08	.00
			Links	10+	.00	.00	.00	.00	.00	.00	.00	.00	.00	.00

JOB: HSS FDR Air Quality Existing/70' Jets

RUN: FDR DRIVE BET E 67TH-75TH STS/70' JETS

LINK CONTRIBUTION TABLES

MAXIMUM 8-HOUR AVERAGED LINK CONTRIBUTIONS
IN PARTS PER MILLION (PPM)
INCLUDING AMBIENT BACKGROUND CONCENTRATIONS.

Rcptr No.	Total Conc	Ending Day Hr	Ambient Backgnd	Total Link	Link +1	Link +2	Link +3	Link +4	Link +5	Link +6	Link +7	Link +8	Link +9	Link +10
46	1.35	(23,20)	.00	1.35	.00	.00	.82	.00	.00	.43	.02	.00	.08	.00
				Links 10+	.00	.00	.00	.00	.00	.00	.00	.00	.00	.00
47	1.35	(23,20)	.00	1.35	.00	.00	.82	.00	.00	.43	.02	.00	.08	.00
				Links 10+	.00	.00	.00	.00	.00	.00	.00	.00	.00	.00
48	1.33	(23,20)	.00	1.33	.00	.00	.82	.00	.00	.43	.00	.00	.08	.00
				Links 10+	.00	.00	.00	.00	.00	.00	.00	.00	.00	.00
49	1.33	(23,20)	.00	1.33	.00	.00	.82	.00	.00	.43	.00	.00	.08	.00
				Links 10+	.00	.00	.00	.00	.00	.00	.00	.00	.00	.00
50	1.33	(23,20)	.00	1.33	.00	.00	.82	.00	.00	.43	.00	.00	.08	.00
				Links 10+	.00	.00	.00	.00	.00	.00	.00	.00	.00	.00
51	1.33	(23,20)	.00	1.33	.00	.00	.82	.00	.00	.43	.00	.00	.08	.00
				Links 10+	.00	.00	.00	.00	.00	.00	.00	.00	.00	.00
52	1.33	(23,20)	.00	1.33	.00	.00	.82	.00	.00	.43	.00	.00	.08	.00
				Links 10+	.00	.00	.00	.00	.00	.00	.00	.00	.00	.00
53	1.33	(23,20)	.00	1.33	.00	.00	.82	.00	.00	.43	.00	.00	.08	.00
				Links 10+	.00	.00	.00	.00	.00	.00	.00	.00	.00	.00
54	1.35	(23,20)	.00	1.35	.00	.00	.82	.00	.02	.43	.00	.00	.08	.00
				Links 10+	.00	.00	.00	.00	.00	.00	.00	.00	.00	.00
55	1.33	(23,20)	.00	1.33	.00	.00	.82	.02	.02	.42	.00	.00	.07	.00
				Links 10+	.00	.00	.00	.00	.00	.00	.00	.00	.00	.00
56	1.32	(23,20)	.00	1.32	.00	.00	.73	.07	.05	.40	.00	.00	.07	.00
				Links 10+	.00	.00	.00	.00	.00	.00	.00	.00	.00	.00
57	1.80	(338,13)	.00	1.80	.57	.10	.00	.00	.00	.00	.11	.39	.00	.00
				Links 10+	.00	.63	.00	.00	.00	.00	.00	.00	.00	.00
58	1.66	(338,13)	.00	1.66	.61	.04	.00	.00	.00	.00	.06	.41	.00	.00
				Links 10+	.00	.53	.00	.00	.00	.00	.00	.00	.00	.00
59	1.41	(338,13)	.00	1.41	.61	.01	.00	.00	.00	.00	.04	.44	.00	.00
				Links 10+	.00	.30	.00	.00	.00	.00	.00	.00	.00	.00
60	1.32	(23,20)	.00	1.32	.80	.00	.00	.00	.00	.00	.00	.47	.00	.00
				Links 10+	.00	.05	.00	.00	.00	.00	.00	.00	.00	.00

JOB: HSS FDR Air Quality Existing/70' Jets

RUN: FDR DRIVE BET E 67TH-75TH STS/70' JETS

LINK CONTRIBUTION TABLES

SECOND HIGHEST 8-HOUR AVERAGED LINK CONTRIBUTIONS
IN PARTS PER MILLION (PPM)
INCLUDING AMBIENT BACKGROUND CONCENTRATIONS.

Rcptr No.	Total Conc	Ending Day Hr	Ambient Backgnd	Total Link	Link +1	Link +2	Link +3	Link +4	Link +5	Link +6	Link +7	Link +8	Link +9	Link +10
1	1.77	(338,13)	.00	1.77	.36	.36	.00	.00	.00	.00	.23	.29	.00	.01
				Links 10+	.00	.53	.00	.00	.00	.00	.00	.00	.00	.00
2	1.66	(338,13)	.00	1.66	.09	.73	.00	.00	.00	.00	.37	.16	.00	.03
				Links 10+	.00	.29	.00	.00	.00	.00	.00	.00	.00	.00
3	1.51	(338,13)	.00	1.51	.01	.79	.00	.00	.00	.00	.49	.07	.00	.03
				Links 10+	.00	.13	.00	.00	.00	.00	.00	.00	.00	.00
4	1.46	(274,24)	.00	1.46	.13	.71	.00	.00	.00	.00	.25	.16	.00	.00
				Links 10+	.00	.21	.00	.00	.00	.00	.00	.00	.00	.00
5	1.40	(338,13)	.00	1.40	.00	.80	.00	.00	.00	.00	.53	.01	.00	.03
				Links 10+	.00	.03	.00	.00	.00	.00	.00	.00	.00	.00
6	1.39	(274,24)	.00	1.39	.08	.78	.00	.00	.00	.00	.33	.10	.00	.00
				Links 10+	.00	.11	.00	.00	.00	.00	.00	.00	.00	.00
7	1.36	(338,13)	.00	1.36	.00	.80	.00	.00	.00	.00	.53	.00	.00	.03
				Links 10+	.00	.00	.00	.00	.00	.00	.00	.00	.00	.00
8	1.37	(338,13)	.00	1.37	.00	.80	.00	.00	.00	.00	.54	.00	.00	.03
				Links 10+	.00	.00	.00	.00	.00	.00	.00	.00	.00	.00
9	1.39	(338,13)	.00	1.39	.00	.80	.00	.00	.00	.00	.54	.00	.00	.04
				Links 10+	.00	.00	.00	.00	.00	.00	.00	.00	.00	.00
10	1.40	(338,13)	.00	1.40	.00	.80	.00	.00	.00	.00	.54	.00	.00	.06
				Links 10+	.00	.00	.00	.00	.00	.00	.00	.00	.00	.00
11	1.40	(338,13)	.00	1.40	.00	.80	.00	.00	.00	.00	.54	.00	.00	.06
				Links 10+	.00	.00	.00	.00	.00	.00	.00	.00	.00	.00
12	1.40	(338,13)	.00	1.40	.00	.80	.00	.00	.00	.00	.54	.00	.00	.06
				Links 10+	.00	.00	.00	.00	.00	.00	.00	.00	.00	.00
13	1.41	(338,13)	.00	1.41	.00	.81	.00	.00	.00	.00	.54	.00	.00	.06
				Links 10+	.00	.00	.00	.00	.00	.00	.00	.00	.00	.00
14	1.40	(338,13)	.00	1.40	.00	.80	.00	.00	.00	.00	.54	.00	.00	.06
				Links 10+	.00	.00	.00	.00	.00	.00	.00	.00	.00	.00
15	1.40	(338,13)	.00	1.40	.00	.80	.00	.00	.00	.00	.54	.00	.00	.06
				Links 10+	.00	.00	.00	.00	.00	.00	.00	.00	.00	.00
16	1.40	(338,13)	.00	1.40	.00	.80	.00	.00	.00	.00	.54	.00	.00	.06
				Links 10+	.00	.00	.00	.00	.00	.00	.00	.00	.00	.00
17	1.40	(338,13)	.00	1.40	.00	.80	.00	.00	.00	.00	.54	.00	.00	.06
				Links 10+	.00	.00	.00	.00	.00	.00	.00	.00	.00	.00
18	1.41	(338,13)	.00	1.41	.00	.81	.00	.00	.00	.00	.54	.00	.00	.06
				Links 10+	.00	.00	.00	.00	.00	.00	.00	.00	.00	.00
19	1.40	(338,13)	.00	1.40	.00	.80	.00	.00	.00	.00	.54	.00	.00	.06
				Links 10+	.00	.00	.00	.00	.00	.00	.00	.00	.00	.00

JOB: HSS FDR Air Quality Existing/70' Jets

RUN: FDR DRIVE BET E 67TH-75TH STS/70' JETS

LINK CONTRIBUTION TABLES

SECOND HIGHEST 8-HOUR AVERAGED LINK CONTRIBUTIONS
IN PARTS PER MILLION (PPM)
INCLUDING AMBIENT BACKGROUND CONCENTRATIONS.

Rcptr No.	Total Conc	Ending Day Hr	Ambient Backgnd	Total Link	Link +1	Link +2	Link +3	Link +4	Link +5	Link +6	Link +7	Link +8	Link +9	Link +10
20	1.40	(338,13)	.00	1.40	.00	.80	.00	.00	.00	.00	.54	.00	.00	.06
			Links	10+	.00	.00	.00	.00	.00	.00	.00	.00	.00	.00
21	1.40	(338,13)	.00	1.40	.00	.80	.00	.00	.00	.00	.54	.00	.00	.06
			Links	10+	.00	.00	.00	.00	.00	.00	.00	.00	.00	.00
22	1.40	(338,13)	.00	1.40	.00	.80	.00	.00	.00	.00	.54	.00	.00	.06
			Links	10+	.00	.00	.00	.00	.00	.00	.00	.00	.00	.00
23	1.40	(338,13)	.00	1.40	.00	.80	.00	.00	.00	.00	.54	.00	.00	.06
			Links	10+	.00	.00	.00	.00	.00	.00	.00	.00	.00	.00
24	1.39	(338,13)	.00	1.39	.00	.80	.00	.00	.00	.00	.54	.00	.00	.04
			Links	10+	.00	.00	.00	.00	.00	.00	.00	.00	.00	.00
25	1.39	(338,13)	.00	1.39	.00	.80	.00	.00	.00	.00	.54	.00	.00	.04
			Links	10+	.00	.00	.00	.00	.00	.00	.00	.00	.00	.00
26	1.40	(338,13)	.00	1.40	.00	.80	.00	.00	.00	.01	.54	.00	.00	.04
			Links	10+	.00	.00	.00	.00	.00	.00	.00	.00	.00	.00
27	1.40	(338,13)	.00	1.40	.00	.80	.00	.00	.00	.01	.53	.00	.00	.04
			Links	10+	.01	.00	.00	.00	.00	.00	.00	.00	.00	.00
28	1.41	(338,13)	.00	1.41	.00	.79	.01	.00	.00	.03	.53	.00	.00	.04
			Links	10+	.01	.00	.00	.00	.00	.00	.00	.00	.00	.00
29	1.40	(338,13)	.00	1.40	.00	.77	.01	.00	.00	.04	.50	.00	.00	.03
			Links	10+	.04	.00	.00	.00	.00	.00	.00	.00	.00	.00
30	1.43	(338,13)	.00	1.43	.00	.76	.04	.00	.00	.06	.47	.00	.00	.03
			Links	10+	.07	.00	.00	.00	.00	.00	.00	.00	.00	.00
31	1.57	(338,13)	.00	1.57	.00	.70	.10	.00	.00	.11	.40	.00	.00	.03
			Links	10+	.23	.00	.00	.00	.00	.00	.00	.00	.00	.00
32	1.95	(23,20)	.00	1.95	.00	.80	.20	.00	.00	.05	.52	.00	.00	.02
			Links	10+	.37	.00	.00	.00	.00	.00	.00	.00	.00	.00
33	2.53	(338,13)	.00	2.53	.00	.04	.61	.00	.00	.34	.11	.00	.04	.01
			Links	10+	1.36	.00	.00	.00	.00	.00	.00	.00	.00	.00
34	2.40	(338,13)	.00	2.40	.00	.01	.61	.00	.00	.39	.06	.00	.07	.00
			Links	10+	1.26	.00	.00	.00	.00	.00	.00	.00	.00	.00
35	2.06	(274,24)	.00	2.06	.00	.19	.57	.00	.00	.23	.20	.00	.03	.01
			Links	10+	.84	.00	.00	.00	.00	.00	.00	.00	.00	.00
36	1.56	(274,24)	.00	1.56	.00	.13	.60	.00	.00	.24	.15	.00	.03	.01
			Links	10+	.41	.00	.00	.00	.00	.00	.00	.00	.00	.00
37	1.40	(7,23)	.00	1.40	.00	.22	.52	.01	.01	.14	.21	.00	.00	.00
			Links	10+	.28	.00	.00	.00	.00	.00	.00	.00	.00	.00
38	1.31	(274,24)	.00	1.31	.00	.09	.65	.00	.00	.29	.10	.00	.05	.00
			Links	10+	.14	.00	.00	.00	.00	.00	.00	.00	.00	.00

JOB: HSS FDR Air Quality Existing/70' Jets

RUN: FDR DRIVE BET E 67TH-75TH STS/70' JETS

LINK CONTRIBUTION TABLES

SECOND HIGHEST 8-HOUR AVERAGED LINK CONTRIBUTIONS
IN PARTS PER MILLION (PPM)
INCLUDING AMBIENT BACKGROUND CONCENTRATIONS.

Rcptr No.	Total Conc	Ending Day Hr	Ambient Backgnd	Total Link	Link +1	Link +2	Link +3	Link +4	Link +5	Link +6	Link +7	Link +8	Link +9	Link +10
39	1.26	(274,24)	.00	1.26	.00	.09	.65	.00	.00	.29	.09	.00	.05	.00
				Links 10+	.10	.00	.00	.00	.00	.00	.00	.00	.00	.00
40	1.26	(274,24)	.00	1.26	.00	.08	.66	.00	.00	.32	.08	.00	.05	.00
				Links 10+	.08	.00	.00	.00	.00	.00	.00	.00	.00	.00
41	1.21	(274,24)	.00	1.21	.00	.05	.65	.00	.00	.32	.08	.00	.05	.00
				Links 10+	.06	.00	.00	.00	.00	.00	.00	.00	.00	.00
42	1.20	(274,24)	.00	1.20	.00	.05	.66	.00	.00	.32	.08	.00	.05	.00
				Links 10+	.04	.00	.00	.00	.00	.00	.00	.00	.00	.00
43	1.20	(274,24)	.00	1.20	.00	.05	.68	.00	.00	.32	.06	.00	.05	.00
				Links 10+	.04	.00	.00	.00	.00	.00	.00	.00	.00	.00
44	1.17	(274,24)	.00	1.17	.00	.04	.69	.00	.00	.32	.05	.00	.05	.00
				Links 10+	.03	.00	.00	.00	.00	.00	.00	.00	.00	.00
45	1.19	(274,24)	.00	1.19	.00	.04	.70	.00	.00	.34	.04	.00	.05	.00
				Links 10+	.03	.00	.00	.00	.00	.00	.00	.00	.00	.00
46	1.16	(274,24)	.00	1.16	.00	.04	.69	.00	.00	.34	.03	.00	.05	.00
				Links 10+	.03	.00	.00	.00	.00	.00	.00	.00	.00	.00
47	1.14	(338,13)	.00	1.14	.00	.00	.63	.00	.00	.44	.00	.00	.07	.00
				Links 10+	.00	.00	.00	.00	.00	.00	.00	.00	.00	.00
48	1.14	(338,13)	.00	1.14	.00	.00	.63	.00	.00	.44	.00	.00	.07	.00
				Links 10+	.00	.00	.00	.00	.00	.00	.00	.00	.00	.00
49	1.16	(338,13)	.00	1.16	.00	.00	.63	.00	.01	.44	.00	.00	.07	.00
				Links 10+	.00	.00	.00	.00	.00	.00	.00	.00	.00	.00
50	1.17	(338,13)	.00	1.17	.00	.00	.64	.00	.01	.44	.00	.00	.07	.00
				Links 10+	.00	.00	.00	.00	.00	.00	.00	.00	.00	.00
51	1.14	(338,13)	.00	1.14	.00	.00	.63	.00	.01	.43	.00	.00	.07	.00
				Links 10+	.00	.00	.00	.00	.00	.00	.00	.00	.00	.00
52	1.14	(338,13)	.00	1.14	.00	.00	.61	.01	.03	.41	.00	.00	.07	.00
				Links 10+	.00	.00	.00	.00	.00	.00	.00	.00	.00	.00
53	1.14	(338,13)	.00	1.14	.00	.00	.61	.01	.04	.41	.00	.00	.06	.00
				Links 10+	.00	.00	.00	.00	.00	.00	.00	.00	.00	.00
54	1.16	(338,13)	.00	1.16	.00	.00	.61	.04	.06	.39	.00	.00	.06	.00
				Links 10+	.00	.00	.00	.00	.00	.00	.00	.00	.00	.00
55	1.15	(274,24)	.00	1.15	.00	.01	.70	.00	.00	.36	.03	.00	.05	.00
				Links 10+	.00	.00	.00	.00	.00	.00	.00	.00	.00	.00
56	1.13	(338,13)	.00	1.13	.00	.00	.39	.26	.20	.26	.00	.00	.03	.00
				Links 10+	.00	.00	.00	.00	.00	.00	.00	.00	.00	.00
57	1.63	(23,20)	.00	1.63	.82	.02	.00	.00	.00	.00	.03	.45	.00	.00
				Links 10+	.00	.32	.00	.00	.00	.00	.00	.00	.00	.00

JOB: HSS FDR Air Quality Existing/70' Jets

RUN: FDR DRIVE BET E 67TH-75TH STS/70' JETS

LINK CONTRIBUTION TABLES

SECOND HIGHEST 8-HOUR AVERAGED LINK CONTRIBUTIONS
IN PARTS PER MILLION (PPM)
INCLUDING AMBIENT BACKGROUND CONCENTRATIONS.

Rcptr No.	Total Conc	Ending Day Hr	Ambient Backgnd	Total Link	Link +1	Link +2	Link +3	Link +4	Link +5	Link +6	Link +7	Link +8	Link +9	Link +10
58	1.43	(23,20)	.00	1.43	.82	.00	.00	.00	.00	.00	.02	.47	.00	.00
				Links 10+	.00	.13	.00	.00	.00	.00	.00	.00	.00	.00
59	1.38	(331,13)	.00	1.38	.46	.00	.00	.00	.00	.00	.03	.34	.00	.00
				Links 10+	.00	.55	.00	.00	.00	.00	.00	.00	.00	.00
60	1.27	(338,13)	.00	1.27	.61	.01	.00	.00	.00	.00	.03	.46	.00	.00
				Links 10+	.00	.16	.00	.00	.00	.00	.00	.00	.00	.00

MAXIMUM 1-HOUR AVERAGED LINK CONTRIBUTIONS
IN PARTS PER MILLION (PPM)
INCLUDING AMBIENT BACKGROUND CONCENTRATIONS.

Rcptr No.	Total Conc	Ending Day Hr	Ambient Backgnd	Total Link	Link +1	Link +2	Link +3	Link +4	Link +5	Link +6	Link +7	Link +8	Link +9	Link +10
1	2.60	(44,19)	.00	2.60	.00	1.60	.10	.00	.00	.10	.70	.00	.00	.10
				Links 10+	.00	.00	.00	.00	.00	.00	.00	.00	.00	.00
2	2.60	(23,17)	.00	2.60	.40	.70	.00	.00	.00	.00	.10	.50	.00	.00
				Links 10+	.00	.90	.00	.00	.00	.00	.00	.00	.00	.00
3	2.50	(23,17)	.00	2.50	.10	1.10	.00	.00	.00	.00	.30	.30	.00	.00
				Links 10+	.00	.70	.00	.00	.00	.00	.00	.00	.00	.00
4	2.50	(44,19)	.00	2.50	.00	1.60	.10	.00	.00	.10	.70	.00	.00	.00
				Links 10+	.00	.00	.00	.00	.00	.00	.00	.00	.00	.00
5	2.50	(44,19)	.00	2.50	.00	1.60	.10	.00	.00	.10	.70	.00	.00	.00
				Links 10+	.00	.00	.00	.00	.00	.00	.00	.00	.00	.00
6	2.40	(44,19)	.00	2.40	.00	1.60	.10	.00	.00	.10	.60	.00	.00	.00
				Links 10+	.00	.00	.00	.00	.00	.00	.00	.00	.00	.00
7	2.30	(44,19)	.00	2.30	.00	1.50	.10	.00	.00	.10	.60	.00	.00	.00
				Links 10+	.00	.00	.00	.00	.00	.00	.00	.00	.00	.00
8	2.40	(44,19)	.00	2.40	.00	1.60	.10	.00	.00	.10	.60	.00	.00	.00
				Links 10+	.00	.00	.00	.00	.00	.00	.00	.00	.00	.00
9	2.40	(347, 8)	.00	2.40	.00	1.40	.10	.10	.10	.10	.50	.00	.00	.00
				Links 10+	.10	.00	.00	.00	.00	.00	.00	.00	.00	.00
10	2.50	(44,19)	.00	2.50	.00	1.60	.10	.00	.10	.10	.60	.00	.00	.00
				Links 10+	.00	.00	.00	.00	.00	.00	.00	.00	.00	.00
11	2.40	(44,19)	.00	2.40	.00	1.50	.10	.00	.10	.10	.60	.00	.00	.00
				Links 10+	.00	.00	.00	.00	.00	.00	.00	.00	.00	.00
12	2.50	(44,19)	.00	2.50	.00	1.50	.10	.00	.10	.10	.60	.00	.00	.00
				Links 10+	.10	.00	.00	.00	.00	.00	.00	.00	.00	.00

JOB: HSS FDR Air Quality Existing/70' Jets

RUN: FDR DRIVE BET E 67TH-75TH STS/70' JETS

LINK CONTRIBUTION TABLES

MAXIMUM 1-HOUR AVERAGED LINK CONTRIBUTIONS
IN PARTS PER MILLION (PPM)
INCLUDING AMBIENT BACKGROUND CONCENTRATIONS.

Rcptr No.	Total Conc	Ending Day Hr	Ambient Backgnd	Total Link	Link +1	Link +2	Link +3	Link +4	Link +5	Link +6	Link +7	Link +8	Link +9	Link +10
13	2.50	(44,19)	.00	2.50	.00	1.50	.10	.00	.10	.10	.60	.00	.00	.00
				Links 10+	.10	.00	.00	.00	.00	.00	.00	.00	.00	.00
14	2.50	(44,19)	.00	2.50	.00	1.50	.10	.00	.10	.10	.60	.00	.00	.00
				Links 10+	.10	.00	.00	.00	.00	.00	.00	.00	.00	.00
15	2.50	(44,19)	.00	2.50	.00	1.50	.10	.00	.10	.20	.50	.00	.00	.00
				Links 10+	.10	.00	.00	.00	.00	.00	.00	.00	.00	.00
16	2.40	(44,19)	.00	2.40	.00	1.40	.10	.00	.10	.20	.50	.00	.00	.00
				Links 10+	.10	.00	.00	.00	.00	.00	.00	.00	.00	.00
17	2.40	(44,19)	.00	2.40	.00	1.40	.10	.00	.10	.20	.50	.00	.00	.00
				Links 10+	.10	.00	.00	.00	.00	.00	.00	.00	.00	.00
18	2.50	(44,19)	.00	2.50	.00	1.40	.20	.00	.10	.20	.50	.00	.00	.00
				Links 10+	.10	.00	.00	.00	.00	.00	.00	.00	.00	.00
19	2.60	(44,19)	.00	2.60	.00	1.40	.20	.10	.10	.20	.50	.00	.00	.00
				Links 10+	.10	.00	.00	.00	.00	.00	.00	.00	.00	.00
20	2.50	(44,19)	.00	2.50	.00	1.40	.20	.10	.10	.20	.40	.00	.00	.00
				Links 10+	.10	.00	.00	.00	.00	.00	.00	.00	.00	.00
21	2.50	(44,19)	.00	2.50	.00	1.30	.20	.10	.10	.20	.40	.00	.10	.00
				Links 10+	.10	.00	.00	.00	.00	.00	.00	.00	.00	.00
22	2.70	(44,19)	.00	2.70	.00	1.30	.20	.10	.10	.30	.40	.00	.10	.00
				Links 10+	.20	.00	.00	.00	.00	.00	.00	.00	.00	.00
23	2.70	(44,19)	.00	2.70	.00	1.30	.30	.10	.10	.30	.30	.00	.10	.00
				Links 10+	.20	.00	.00	.00	.00	.00	.00	.00	.00	.00
24	2.60	(44,19)	.00	2.60	.00	1.20	.30	.10	.10	.30	.30	.00	.10	.00
				Links 10+	.20	.00	.00	.00	.00	.00	.00	.00	.00	.00
25	2.70	(44,19)	.00	2.70	.00	1.20	.30	.10	.10	.40	.20	.00	.10	.00
				Links 10+	.30	.00	.00	.00	.00	.00	.00	.00	.00	.00
26	2.70	(44,19)	.00	2.70	.00	1.10	.40	.10	.10	.40	.20	.00	.10	.00
				Links 10+	.30	.00	.00	.00	.00	.00	.00	.00	.00	.00
27	2.70	(44,19)	.00	2.70	.00	1.00	.50	.10	.10	.40	.10	.00	.10	.00
				Links 10+	.40	.00	.00	.00	.00	.00	.00	.00	.00	.00
28	2.90	(44,19)	.00	2.90	.00	.90	.60	.10	.10	.50	.10	.00	.10	.00
				Links 10+	.50	.00	.00	.00	.00	.00	.00	.00	.00	.00
29	2.90	(44,19)	.00	2.90	.00	.70	.70	.10	.10	.50	.00	.00	.10	.00
				Links 10+	.70	.00	.00	.00	.00	.00	.00	.00	.00	.00
30	3.10	(44,19)	.00	3.10	.00	.50	.90	.10	.10	.50	.00	.00	.10	.00
				Links 10+	.90	.00	.00	.00	.00	.00	.00	.00	.00	.00
31	3.20	(44,19)	.00	3.20	.00	.10	1.10	.10	.10	.50	.00	.00	.10	.00
				Links 10+	1.20	.00	.00	.00	.00	.00	.00	.00	.00	.00

JOB: HSS FDR Air Quality Existing/70' Jets

RUN: FDR DRIVE BET E 67TH-75TH STS/70' JETS

LINK CONTRIBUTION TABLES

MAXIMUM 1 HOUR AVERAGED LINK CONTRIBUTIONS
IN PARTS PER MILLION (PPM)
INCLUDING AMBIENT BACKGROUND CONCENTRATIONS.

Rcptr No.	Total Conc	Ending Day Hr	Ambient Backgnd	Total Link	Link +1	Link +2	Link +3	Link +4	Link +5	Link +6	Link +7	Link +8	Link +9	Link +10
32	3.60	(338,11)	.00	3.60	.00	.10	.80	.00	.00	.50	.10	.00	.10	.00
			Links 10+		2.00	.00	.00	.00	.00	.00	.00	.00	.00	.00
33	3.60	(105,10)	.00	3.60	.00	.00	.90	.00	.00	.50	.10	.00	.10	.00
			Links 10+		2.00	.00	.00	.00	.00	.00	.00	.00	.00	.00
34	3.60	(23,17)	.00	3.60	.00	.10	.90	.00	.00	.30	.30	.00	.00	.00
			Links 10+		2.00	.00	.00	.00	.00	.00	.00	.00	.00	.00
35	3.40	(261,20)	.00	3.40	.00	.40	.80	.00	.00	.10	.50	.00	.00	.10
			Links 10+		1.50	.00	.00	.00	.00	.00	.00	.00	.00	.00
36	3.10	(319, 9)	.00	3.10	.00	.60	.70	.00	.00	.10	.60	.00	.00	.10
			Links 10+		1.00	.00	.00	.00	.00	.00	.00	.00	.00	.00
37	2.70	(319, 9)	.00	2.70	.00	.50	.80	.00	.00	.10	.50	.00	.00	.10
			Links 10+		.70	.00	.00	.00	.00	.00	.00	.00	.00	.00
38	2.50	(319, 9)	.00	2.50	.00	.40	.90	.00	.00	.20	.50	.00	.00	.00
			Links 10+		.50	.00	.00	.00	.00	.00	.00	.00	.00	.00
39	2.30	(264,10)	.00	2.30	.00	.40	.80	.00	.00	.20	.50	.00	.00	.00
			Links 10+		.40	.00	.00	.00	.00	.00	.00	.00	.00	.00
40	2.30	(319, 9)	.00	2.30	.00	.30	1.00	.00	.00	.30	.40	.00	.00	.00
			Links 10+		.30	.00	.00	.00	.00	.00	.00	.00	.00	.00
41	2.30	(319, 9)	.00	2.30	.00	.30	1.00	.00	.00	.30	.40	.00	.00	.00
			Links 10+		.30	.00	.00	.00	.00	.00	.00	.00	.00	.00
42	2.10	(319, 9)	.00	2.10	.00	.30	1.00	.00	.00	.30	.30	.00	.00	.00
			Links 10+		.20	.00	.00	.00	.00	.00	.00	.00	.00	.00
43	2.00	(44,19)	.00	2.00	.00	.00	1.10	.20	.30	.40	.00	.00	.00	.00
			Links 10+		.00	.00	.00	.00	.00	.00	.00	.00	.00	.00
44	2.10	(319, 9)	.00	2.10	.00	.20	1.10	.00	.00	.40	.30	.00	.00	.00
			Links 10+		.10	.00	.00	.00	.00	.00	.00	.00	.00	.00
45	2.20	(319, 9)	.00	2.20	.00	.20	1.10	.00	.00	.40	.30	.00	.10	.00
			Links 10+		.10	.00	.00	.00	.00	.00	.00	.00	.00	.00
46	2.10	(319, 9)	.00	2.10	.00	.20	1.10	.00	.00	.40	.20	.00	.10	.00
			Links 10+		.10	.00	.00	.00	.00	.00	.00	.00	.00	.00
47	2.10	(319, 9)	.00	2.10	.00	.20	1.10	.00	.00	.40	.20	.00	.10	.00
			Links 10+		.10	.00	.00	.00	.00	.00	.00	.00	.00	.00
48	2.10	(319, 9)	.00	2.10	.00	.20	1.10	.00	.00	.40	.20	.00	.10	.00
			Links 10+		.10	.00	.00	.00	.00	.00	.00	.00	.00	.00
49	2.10	(319, 9)	.00	2.10	.00	.20	1.10	.00	.00	.40	.20	.00	.10	.00
			Links 10+		.10	.00	.00	.00	.00	.00	.00	.00	.00	.00
50	2.20	(319, 9)	.00	2.20	.00	.10	1.20	.00	.00	.50	.20	.00	.10	.00
			Links 10+		.10	.00	.00	.00	.00	.00	.00	.00	.00	.00

JOB: HSS FDR Air Quality Existing/70' Jets

RUN: FDR DRIVE BET E 67TH-75TH STS/70' JETS

LINK CONTRIBUTION TABLES

MAXIMUM 1-HOUR AVERAGED LINK CONTRIBUTIONS
IN PARTS PER MILLION (PPM)
INCLUDING AMBIENT BACKGROUND CONCENTRATIONS.

Rcptr No.	Total Conc	Ending Day Hr	Ambient Backgnd	Total Link	Link +1	Link +2	Link +3	Link +4	Link +5	Link +6	Link +7	Link +8	Link +9	Link +10
51	2.20	(319, 9)	.00	2.20	.00	.10	1.20	.00	.00	.50	.20	.00	.10	.00
				Links 10+	.10	.00	.00	.00	.00	.00	.00	.00	.00	.00
52	2.20	(319, 9)	.00	2.20	.00	.10	1.20	.00	.00	.50	.20	.00	.10	.00
				Links 10+	.10	.00	.00	.00	.00	.00	.00	.00	.00	.00
53	2.10	(319, 9)	.00	2.10	.00	.10	1.20	.00	.00	.50	.10	.00	.10	.00
				Links 10+	.10	.00	.00	.00	.00	.00	.00	.00	.00	.00
54	2.00	(319, 9)	.00	2.00	.00	.10	1.20	.00	.00	.50	.10	.00	.10	.00
				Links 10+	.00	.00	.00	.00	.00	.00	.00	.00	.00	.00
55	2.00	(319, 9)	.00	2.00	.00	.10	1.20	.00	.00	.50	.10	.00	.10	.00
				Links 10+	.00	.00	.00	.00	.00	.00	.00	.00	.00	.00
56	2.00	(319, 9)	.00	2.00	.00	.10	1.20	.00	.00	.50	.10	.00	.10	.00
				Links 10+	.00	.00	.00	.00	.00	.00	.00	.00	.00	.00
57	2.50	(44,19)	.00	2.50	.20	1.30	.10	.00	.00	.10	.70	.00	.00	.10
				Links 10+	.00	.00	.00	.00	.00	.00	.00	.00	.00	.00
58	2.50	(44,19)	.00	2.50	.40	1.10	.10	.00	.00	.10	.70	.00	.00	.10
				Links 10+	.00	.00	.00	.00	.00	.00	.00	.00	.00	.00
59	2.50	(33,18)	.00	2.50	.80	.00	.00	.00	.00	.00	.10	.50	.00	.00
				Links 10+	.00	1.10	.00	.00	.00	.00	.00	.00	.00	.00
60	2.40	(44,19)	.00	2.40	.70	.70	.00	.00	.00	.10	.60	.10	.00	.10
				Links 10+	.00	.10	.00	.00	.00	.00	.00	.00	.00	.00

SECOND HIGHEST 1-HOUR AVERAGED LINK CONTRIBUTIONS
IN PARTS PER MILLION (PPM)
INCLUDING AMBIENT BACKGROUND CONCENTRATIONS.

Rcptr No.	Total Conc	Ending Day Hr	Ambient Backgnd	Total Link	Link +1	Link +2	Link +3	Link +4	Link +5	Link +6	Link +7	Link +8	Link +9	Link +10
1	2.50	(23,17)	.00	2.50	.90	.10	.00	.00	.00	.00	.00	.60	.00	.00
				Links 10+	.00	.90	.00	.00	.00	.00	.00	.00	.00	.00
2	2.50	(44,19)	.00	2.50	.00	1.60	.10	.00	.00	.10	.70	.00	.00	.00
				Links 10+	.00	.00	.00	.00	.00	.00	.00	.00	.00	.00
3	2.50	(44,19)	.00	2.50	.00	1.60	.10	.00	.00	.10	.70	.00	.00	.00
				Links 10+	.00	.00	.00	.00	.00	.00	.00	.00	.00	.00
4	2.40	(347, 8)	.00	2.40	.00	1.50	.10	.00	.10	.10	.60	.00	.00	.00
				Links 10+	.00	.00	.00	.00	.00	.00	.00	.00	.00	.00
5	2.40	(347, 8)	.00	2.40	.00	1.50	.10	.00	.10	.10	.60	.00	.00	.00
				Links 10+	.00	.00	.00	.00	.00	.00	.00	.00	.00	.00

LINK CONTRIBUTION TABLES

SECOND HIGHEST 1-HOUR AVERAGED LINK CONTRIBUTIONS
IN PARTS PER MILLION (PPM)
INCLUDING AMBIENT BACKGROUND CONCENTRATIONS.

Rcptr No.	Total Conc	Ending Day Hr	Ambient Backgnd	Total Link	Link +1	Link +2	Link +3	Link +4	Link +5	Link +6	Link +7	Link +8	Link +9	Link +10
6	2.40	(261,20)	.00	2.40	.20	1.20	.00	.00	.00	.00	.30	.30	.00	.00
			Links 10+		.00	.40	.00	.00	.00	.00	.00	.00	.00	.00
7	2.20	(261,20)	.00	2.20	.10	1.20	.00	.00	.00	.00	.40	.20	.00	.00
			Links 10+		.00	.30	.00	.00	.00	.00	.00	.00	.00	.00
8	2.30	(261,20)	.00	2.30	.10	1.30	.00	.00	.00	.00	.50	.20	.00	.00
			Links 10+		.00	.20	.00	.00	.00	.00	.00	.00	.00	.00
9	2.30	(44,19)	.00	2.30	.00	1.50	.10	.00	.00	.10	.60	.00	.00	.00
			Links 10+		.00	.00	.00	.00	.00	.00	.00	.00	.00	.00
10	2.40	(347, 8)	.00	2.40	.00	1.40	.10	.10	.10	.10	.50	.00	.00	.00
			Links 10+		.10	.00	.00	.00	.00	.00	.00	.00	.00	.00
11	2.40	(347, 8)	.00	2.40	.00	1.40	.10	.10	.10	.10	.50	.00	.00	.00
			Links 10+		.10	.00	.00	.00	.00	.00	.00	.00	.00	.00
12	2.50	(347, 8)	.00	2.50	.00	1.40	.10	.10	.10	.20	.50	.00	.00	.00
			Links 10+		.10	.00	.00	.00	.00	.00	.00	.00	.00	.00
13	2.50	(347, 8)	.00	2.50	.00	1.40	.10	.10	.10	.20	.50	.00	.00	.00
			Links 10+		.10	.00	.00	.00	.00	.00	.00	.00	.00	.00
14	2.50	(347, 8)	.00	2.50	.00	1.40	.20	.10	.10	.20	.40	.00	.00	.00
			Links 10+		.10	.00	.00	.00	.00	.00	.00	.00	.00	.00
15	2.40	(347, 8)	.00	2.40	.00	1.30	.20	.10	.10	.20	.40	.00	.00	.00
			Links 10+		.10	.00	.00	.00	.00	.00	.00	.00	.00	.00
16	2.40	(347, 8)	.00	2.40	.00	1.30	.20	.10	.10	.20	.40	.00	.00	.00
			Links 10+		.10	.00	.00	.00	.00	.00	.00	.00	.00	.00
17	2.40	(44,20)	.00	2.40	.00	1.30	.20	.10	.10	.20	.40	.00	.00	.00
			Links 10+		.10	.00	.00	.00	.00	.00	.00	.00	.00	.00
18	2.40	(44,20)	.00	2.40	.00	1.30	.20	.10	.10	.20	.40	.00	.00	.00
			Links 10+		.10	.00	.00	.00	.00	.00	.00	.00	.00	.00
19	2.40	(44,20)	.00	2.40	.00	1.30	.20	.10	.10	.20	.40	.00	.00	.00
			Links 10+		.10	.00	.00	.00	.00	.00	.00	.00	.00	.00
20	2.40	(319, 9)	.00	2.40	.10	1.50	.00	.00	.00	.00	.60	.10	.00	.00
			Links 10+		.00	.10	.00	.00	.00	.00	.00	.00	.00	.00
21	2.50	(347, 8)	.00	2.50	.00	1.20	.30	.10	.10	.30	.30	.00	.00	.00
			Links 10+		.20	.00	.00	.00	.00	.00	.00	.00	.00	.00
22	2.50	(347, 8)	.00	2.50	.00	1.20	.30	.10	.10	.30	.30	.00	.00	.00
			Links 10+		.20	.00	.00	.00	.00	.00	.00	.00	.00	.00
23	2.60	(44,20)	.00	2.60	.00	1.20	.30	.10	.10	.30	.30	.00	.10	.00
			Links 10+		.20	.00	.00	.00	.00	.00	.00	.00	.00	.00
24	2.50	(347, 8)	.00	2.50	.00	1.10	.40	.10	.10	.30	.20	.00	.10	.00
			Links 10+		.20	.00	.00	.00	.00	.00	.00	.00	.00	.00

JOB: HSS FDR Air Quality Existing/70' Jets

RUN: FDR DRIVE BET E 67TH-75TH STS/70' JETS

LINK CONTRIBUTION TABLES

SECOND HIGHEST 1-HOUR AVERAGED LINK CONTRIBUTIONS
IN PARTS PER MILLION (PPM)
INCLUDING AMBIENT BACKGROUND CONCENTRATIONS.

Rcptr No.	Total Conc	Ending Day Hr	Ambient Backgnd	Total Link	Link +1	Link +2	Link +3	Link +4	Link +5	Link +6	Link +7	Link +8	Link +9	Link +10
25	2.50	(347, 8)	.00	2.50	.00	1.00	.40	.10	.10	.40	.10	.00	.10	.00
				Links 10+	.30	.00	.00	.00	.00	.00	.00	.00	.00	.00
26	2.50	(44,20)	.00	2.50	.00	1.00	.40	.10	.10	.40	.10	.00	.10	.00
				Links 10+	.30	.00	.00	.00	.00	.00	.00	.00	.00	.00
27	2.60	(44,20)	.00	2.60	.00	.90	.50	.10	.10	.40	.10	.00	.10	.00
				Links 10+	.40	.00	.00	.00	.00	.00	.00	.00	.00	.00
28	2.60	(44,20)	.00	2.60	.00	.80	.60	.10	.10	.40	.00	.00	.10	.00
				Links 10+	.50	.00	.00	.00	.00	.00	.00	.00	.00	.00
29	2.60	(44,20)	.00	2.60	.00	.60	.70	.10	.10	.40	.00	.00	.10	.00
				Links 10+	.60	.00	.00	.00	.00	.00	.00	.00	.00	.00
30	2.80	(347, 8)	.00	2.80	.00	.40	.90	.10	.10	.40	.00	.00	.10	.00
				Links 10+	.80	.00	.00	.00	.00	.00	.00	.00	.00	.00
31	3.00	(90,18)	.00	3.00	.00	.20	.90	.00	.10	.50	.00	.00	.10	.00
				Links 10+	1.20	.00	.00	.00	.00	.00	.00	.00	.00	.00
32	3.30	(343,19)	.00	3.30	.00	.00	.80	.00	.00	.50	.00	.00	.10	.00
				Links 10+	1.90	.00	.00	.00	.00	.00	.00	.00	.00	.00
33	3.50	(338,11)	.00	3.50	.00	.00	.90	.00	.00	.60	.00	.00	.10	.00
				Links 10+	1.90	.00	.00	.00	.00	.00	.00	.00	.00	.00
34	3.50	(261,20)	.00	3.50	.00	.60	.70	.00	.00	.00	.60	.00	.00	.10
				Links 10+	1.50	.00	.00	.00	.00	.00	.00	.00	.00	.00
35	3.30	(319, 9)	.00	3.30	.00	.80	.60	.00	.00	.00	.60	.00	.00	.10
				Links 10+	1.20	.00	.00	.00	.00	.00	.00	.00	.00	.00
36	2.90	(261,20)	.00	2.90	.00	.30	.90	.00	.00	.20	.40	.00	.00	.10
				Links 10+	1.00	.00	.00	.00	.00	.00	.00	.00	.00	.00
37	2.50	(264,10)	.00	2.50	.00	.50	.70	.00	.00	.10	.50	.00	.00	.00
				Links 10+	.70	.00	.00	.00	.00	.00	.00	.00	.00	.00
38	2.20	(264,10)	.00	2.20	.00	.40	.70	.00	.00	.10	.50	.00	.00	.00
				Links 10+	.50	.00	.00	.00	.00	.00	.00	.00	.00	.00
39	2.30	(319, 9)	.00	2.30	.00	.40	.90	.00	.00	.20	.40	.00	.00	.00
				Links 10+	.40	.00	.00	.00	.00	.00	.00	.00	.00	.00
40	2.00	(44,19)	.00	2.00	.00	.00	1.20	.10	.20	.40	.00	.00	.10	.00
				Links 10+	.00	.00	.00	.00	.00	.00	.00	.00	.00	.00
41	2.00	(44,19)	.00	2.00	.00	.00	1.20	.20	.20	.40	.00	.00	.00	.00
				Links 10+	.00	.00	.00	.00	.00	.00	.00	.00	.00	.00
42	1.90	(44,19)	.00	1.90	.00	.00	1.10	.20	.20	.40	.00	.00	.00	.00
				Links 10+	.00	.00	.00	.00	.00	.00	.00	.00	.00	.00
43	2.00	(319, 9)	.00	2.00	.00	.20	1.00	.00	.00	.30	.30	.00	.00	.00
				Links 10+	.20	.00	.00	.00	.00	.00	.00	.00	.00	.00

JOB: HSS FDR Air Quality Existing/70' Jets

RUN: FDR DRIVE BET E 67TH-75TH STS/70' JETS

LINK CONTRIBUTION TABLES

SECOND HIGHEST 1-HOUR AVERAGED LINK CONTRIBUTIONS
IN PARTS PER MILLION (PPM)
INCLUDING AMBIENT BACKGROUND CONCENTRATIONS.

Rcptr No.	Total Conc	Ending Day Hr	Ambient Backgnd	Total Link	Link +1	Link +2	Link +3	Link +4	Link +5	Link +6	Link +7	Link +8	Link +9	Link +10
44	2.00	(261,20)	.00	2.00	.00	.10	1.10	.00	.00	.50	.10	.00	.10	.00
				Links 10+	.10	.00	.00	.00	.00	.00	.00	.00	.00	.00
45	1.90	(44,19)	.00	1.90	.00	.00	1.10	.20	.30	.30	.00	.00	.00	.00
				Links 10+	.00	.00	.00	.00	.00	.00	.00	.00	.00	.00
46	2.00	(44,19)	.00	2.00	.00	.00	1.10	.30	.30	.30	.00	.00	.00	.00
				Links 10+	.00	.00	.00	.00	.00	.00	.00	.00	.00	.00
47	2.00	(44,19)	.00	2.00	.00	.00	1.00	.30	.40	.30	.00	.00	.00	.00
				Links 10+	.00	.00	.00	.00	.00	.00	.00	.00	.00	.00
48	1.90	(44,19)	.00	1.90	.00	.00	1.00	.30	.40	.20	.00	.00	.00	.00
				Links 10+	.00	.00	.00	.00	.00	.00	.00	.00	.00	.00
49	1.90	(44,19)	.00	1.90	.00	.00	.90	.40	.40	.20	.00	.00	.00	.00
				Links 10+	.00	.00	.00	.00	.00	.00	.00	.00	.00	.00
50	2.00	(44,19)	.00	2.00	.00	.00	.90	.40	.50	.20	.00	.00	.00	.00
				Links 10+	.00	.00	.00	.00	.00	.00	.00	.00	.00	.00
51	1.90	(264,10)	.00	1.90	.00	.10	1.00	.00	.00	.40	.20	.00	.10	.00
				Links 10+	.10	.00	.00	.00	.00	.00	.00	.00	.00	.00
52	1.90	(264,10)	.00	1.90	.00	.10	1.00	.00	.00	.40	.20	.00	.10	.00
				Links 10+	.10	.00	.00	.00	.00	.00	.00	.00	.00	.00
53	2.00	(264,10)	.00	2.00	.00	.10	1.00	.00	.00	.50	.20	.00	.10	.00
				Links 10+	.10	.00	.00	.00	.00	.00	.00	.00	.00	.00
54	1.90	(264,10)	.00	1.90	.00	.10	1.00	.00	.00	.50	.20	.00	.10	.00
				Links 10+	.00	.00	.00	.00	.00	.00	.00	.00	.00	.00
55	1.80	(264,10)	.00	1.80	.00	.10	1.00	.00	.00	.50	.10	.00	.10	.00
				Links 10+	.00	.00	.00	.00	.00	.00	.00	.00	.00	.00
56	1.80	(264,10)	.00	1.80	.00	.10	1.00	.00	.00	.50	.10	.00	.10	.00
				Links 10+	.00	.00	.00	.00	.00	.00	.00	.00	.00	.00
57	2.50	(129,23)	.00	2.50	.80	.00	.00	.00	.00	.00	.00	.60	.00	.00
				Links 10+	.00	1.10	.00	.00	.00	.00	.00	.00	.00	.00
58	2.50	(338,11)	.00	2.50	.80	.10	.00	.00	.00	.00	.20	.50	.00	.00
				Links 10+	.00	.90	.00	.00	.00	.00	.00	.00	.00	.00
59	2.50	(44,19)	.00	2.50	.60	.90	.10	.00	.00	.10	.70	.00	.00	.10
				Links 10+	.00	.00	.00	.00	.00	.00	.00	.00	.00	.00
60	2.30	(347, 8)	.00	2.30	.60	.80	.10	.00	.00	.10	.60	.00	.00	.00
				Links 10+	.00	.10	.00	.00	.00	.00	.00	.00	.00	.00

JOB: HSS FDR Air Quality Existing/70' Jets

RUN: FDR DRIVE BET E 67TH-75TH STS/70' JETS

CALM DURATION FREQUENCY

Hours of Consecutive Calm Winds	Frequency of Occurrence	(Julian day/hour ending) of Significant Occurrences
1	74	(5, 5)(8, 2)(14,10)(22,15)(23,13)(23,20)(24, 6)(24, 9)(25, 3)(26,13) (29,11)(33, 2)(39,22)(40,15)(61, 8)(62,14)(72,16)(72,18)(72,24)(74,17) (75, 3)(76,14)(87,22)(90,12)(92, 4)(92,10)(95, 3)(99,10)(99,22)(100, 5) (106,12)(110,21)(111,21)(113, 4)(119,11)(119,14)(120, 4)(121,14)(122,10)(125,16) (129, 7)(130, 1)(132, 7)(162, 1)(163, 1)(166, 1)(176, 1)(188, 7)(190, 1)(212, 1) (217, 1)(217, 7)(223, 1)(225, 7)(228, 1)(228, 7)(235, 1)(238, 7)(246, 1)(252, 7) (286, 1)(292, 1)(312, 7)(314, 1)(338,13)(339, 7)(339,13)(341, 7)(344, 1)(344,13) (348, 7)(354, 1)(357, 7)(358, 7)
2	9	(14, 8)(25, 1)(61,23)(74,24)(98,24)(99, 8)(105, 2)(115,24)(123, 6)
4	3	(14,16)(31, 8)(55,18)
5	2	(67, 6)(105, 9)
10	1	(304,17)

Program terminated normally

JOB: HSS FDR Air Quality Existing/70' Jets

RUN: FDR DRIVE BET E 67TH-75TH STS/70' JETS

General Information

Run start date: 1/ 1/ 2 Julian: 1
end date: 12/31/ 2 Julian: 365

A Tier 2 approach was used for input data preparation.

The MODE flag has been set to C for calculating CO averages.

Ambient background concentrations are included in the averages below.

Site & Meteorological Constants

VS = .0 CM/S VD = .0 CM/S Z0 = 175. CM ATIM = 60.

Met. Sfc. Sta. Id & Yr = 72503 2002
Upper Air Sta. Id & Yr = 94703 2002

CAUTION: The input years for the Run and Meteorological data differ. The respective values are: 2 and 2002.

Urban mixing heights were processed.

In 2002, Julian day 1 is a Tuesday.

The patterns from the input file have been assigned as follows:

Pattern # 1 is assigned to Monday.
Pattern # 1 is assigned to Tuesday.
Pattern # 1 is assigned to Wednesday.
Pattern # 1 is assigned to Thursday.
Pattern # 1 is assigned to Friday.
Pattern # 1 is assigned to Saturday.
Pattern # 1 is assigned to Sunday.

Link Data Constants - (Variable data in *.LNK file)

LINK DESCRIPTION	LINK COORDINATES (FT) X1	Y1	X2	Y2	LENGTH (FT)	BRG (DEG)	TYPE	H (FT)	W (FT)	NLANES
1. FDR N/B 67th-68th St*	-132.0	-225.0	15.0	-10.0	260.	34.	AG	.0	36.0	
2. FDR N/B 68th-71st St*	15.0	-10.0	438.0	608.0	749.	34.	AG	.0	36.0	
3. FDR N/B 71st-73rd St*	438.0	608.0	773.0	1098.0	594.	34.	AG	.0	36.0	
4. FDR N/B 73rd-75th St*	773.0	1098.0	1056.0	1625.0	598.	28.	AG	.0	36.0	
5. FDR S/B 75th-73rd St*	743.0	1118.0	1026.0	1645.0	598.	28.	AG	.0	36.0	
6. FDR S/B 73rd-71st St*	408.0	628.0	743.0	1118.0	594.	34.	AG	.0	36.0	

JOB: HSS FDR Air Quality Existing/70' Jets

RUN: FDR DRIVE BET E 67TH-75TH STS/70' JETS

Link Data Constants - (Variable data in *.LNK file)

LINK DESCRIPTION	LINK COORDINATES (FT) X1	Y1	X2	Y2	LENGTH (FT)	BRG (DEG)	TYPE	H (FT)	W (FT)	NLANES
7. FDR S/B 71st-68th St*	-15.0	10.0	408.0	628.0	749.	34.	AG	.0	36.0	
8. FDR S/B 68th-67th St*	-162.0	-205.0	-15.0	10.0	260.	34.	AG	.0	36.0	
9. FDR Service Rd 73-71*	385.0	644.0	720.0	1134.0	594.	34.	AG	.0	32.0	
10. FDR Service Rd 68-71*	-38.0	26.0	385.0	644.0	749.	34.	AG	.0	32.0	
11. FDR N/B 70' Jet 71St*	438.0	608.0	478.0	665.0	70.	35.	AG	.0	32.0	
12. FDR S/B 70' Jet 68St*	-15.0	10.0	-55.0	-47.0	70.	215.	AG	.0	32.0	

Receptor Data

RECEPTOR	COORDINATES (FT) X	Y	Z
1. RECEPTOR 1	34.0	-23.0	6.0
2. RECEPTOR 2	48.0	-4.0	6.0
3. RECEPTOR 3	62.0	17.0	6.0
4. RECEPTOR 4	75.0	37.0	6.0
5. RECEPTOR 5	89.0	57.0	6.0
6. RECEPTOR 6	103.0	77.0	6.0
7. RECEPTOR 7	117.0	97.0	6.0
8. RECEPTOR 8	130.0	117.0	6.0
9. RECEPTOR 9	144.0	137.0	6.0
10. RECEPTOR 10	158.0	158.0	6.0
11. RECEPTOR 11	172.0	178.0	6.0
12. RECEPTOR 12	186.0	198.0	6.0
13. RECEPTOR 13	199.0	218.0	6.0
14. RECEPTOR 14	213.0	238.0	6.0
15. RECEPTOR 15	227.0	258.0	6.0
16. RECEPTOR 16	241.0	278.0	6.0
17. RECEPTOR 17	255.0	299.0	6.0
18. RECEPTOR 18	268.0	319.0	6.0
19. RECEPTOR 19	282.0	339.0	6.0
20. RECEPTOR 20	296.0	359.0	6.0
21. RECEPTOR 21	310.0	379.0	6.0
22. RECEPTOR 22	323.0	399.0	6.0
23. RECEPTOR 23	337.0	419.0	6.0
24. RECEPTOR 24	351.0	440.0	6.0
25. RECEPTOR 25	365.0	460.0	6.0
26. RECEPTOR 26	379.0	480.0	6.0
27. RECEPTOR 27	392.0	500.0	6.0
28. RECEPTOR 28	406.0	520.0	6.0

JOB: HSS FDR Air Quality Existing/70' Jets

RUN: FDR DRIVE BET E 67TH-75TH STS/70' JETS

Receptor Data

RECEPTOR	COORDINATES (FT) X	Y	Z
29. RECEPTOR 29	420.0	540.0	6.0
30. RECEPTOR 30	434.0	561.0	6.0
31. RECEPTOR 31	447.0	581.0	6.0
32. RECEPTOR 32	461.0	601.0	6.0
33. RECEPTOR 33	475.0	621.0	6.0
34. RECEPTOR 34	489.0	641.0	6.0
35. RECEPTOR 35	503.0	661.0	6.0
36. RECEPTOR 36	516.0	681.0	6.0
37. RECEPTOR 37	530.0	702.0	6.0
38. RECEPTOR 38	544.0	722.0	6.0
39. RECEPTOR 39	558.0	742.0	6.0
40. RECEPTOR 40	571.0	762.0	6.0
41. RECEPTOR 41	585.0	782.0	6.0
42. RECEPTOR 42	599.0	802.0	6.0
43. RECEPTOR 43	613.0	822.0	6.0
44. RECEPTOR 44	627.0	843.0	6.0
45. RECEPTOR 45	640.0	863.0	6.0
46. RECEPTOR 46	654.0	883.0	6.0
47. RECEPTOR 47	668.0	903.0	6.0
48. RECEPTOR 48	682.0	923.0	6.0
49. RECEPTOR 49	696.0	943.0	6.0
50. RECEPTOR 50	709.0	964.0	6.0
51. RECEPTOR 51	723.0	984.0	6.0
52. RECEPTOR 52	737.0	1004.0	6.0
53. RECEPTOR 53	751.0	1024.0	6.0
54. RECEPTOR 54	764.0	1044.0	6.0
55. RECEPTOR 55	778.0	1064.0	6.0
56. RECEPTOR 56	792.0	1084.0	6.0
57. RECEPTOR 57	20.0	-44.0	6.0
58. RECEPTOR 58	6.0	-64.0	6.0
59. RECEPTOR 59	-7.0	-84.0	6.0
60. RECEPTOR 60	-21.0	-104.0	6.0

JOB: HSS FDR Air Quality Existing/70' Jets

RUN: FDR DRIVE BET E 67TH-75TH STS/70' JETS

Model Results

Remarks : In search of the wind direction corresponding to the maximum concentration, only the first direction, of the directions with the same maximum concentrations, is indicated as the maximum.

* MAXIMUM HOURLY CONCENTRATIONS WITH ANY AMBIENT BACKGROUND CONCENTRATIONS (BKG) ADDED (PPM)

	REC1	REC2	REC3	REC4	REC5	REC6	REC7	REC8	REC9	REC10
MAX+BKG	2.5	2.6	2.6	2.7	2.7	2.6	2.4	2.5	2.5	2.5
- BKG	.0	.0	.0	.0	.0	.0	.0	.0	.0	.0
MAX	2.5	2.6	2.6	2.7	2.7	2.6	2.4	2.5	2.5	2.5
WIND DIR	352	258	258	237	237	237	237	237	237	237
JULIAN	192	24	24	21	21	21	21	21	21	21
HOUR	16	17	17	8	8	8	8	8	8	8

	REC11	REC12	REC13	REC14	REC15	REC16	REC17	REC18	REC19	REC20
MAX+BKG	2.4	2.4	2.4	2.4	2.4	2.5	2.5	2.4	2.4	2.4
- BKG	.0	.0	.0	.0	.0	.0	.0	.0	.0	.0
MAX	2.4	2.4	2.4	2.4	2.4	2.5	2.5	2.4	2.4	2.4
WIND DIR	237	237	237	237	237	237	237	237	237	237
JULIAN	21	21	21	21	21	21	21	21	21	21
HOUR	8	8	8	8	8	8	8	8	8	8

	REC21	REC22	REC23	REC24	REC25	REC26	REC27	REC28	REC29	REC30
MAX+BKG	2.4	2.4	2.4	2.4	2.4	2.4	2.4	2.5	2.6	2.8
- BKG	.0	.0	.0	.0	.0	.0	.0	.0	.0	.0
MAX	2.4	2.4	2.4	2.4	2.4	2.4	2.4	2.5	2.6	2.8
WIND DIR	237	237	237	237	237	237	352	21	21	3
JULIAN	21	21	21	21	21	21	192	307	307	304
HOUR	8	8	8	8	8	8	16	21	21	18

	REC31	REC32	REC33	REC34	REC35	REC36	REC37	REC38	REC39	REC40
MAX+BKG	3.3	3.7	3.5	3.9	3.8	3.4	2.8	2.5	2.4	2.3
- BKG	.0	.0	.0	.0	.0	.0	.0	.0	.0	.0
MAX	3.3	3.7	3.5	3.9	3.8	3.4	2.8	2.5	2.4	2.3
WIND DIR	3	352	352	237	237	237	226	237	226	224
JULIAN	304	192	192	21	21	21	225	21	225	208
HOUR	18	16	16	8	8	8	7	8	7	20

JOB: HSS FDR Air Quality Existing/70' Jets

RUN: FDR DRIVE BET E 67TH-75TH STS/70' JETS

* MAXIMUM HOURLY CONCENTRATIONS WITH ANY AMBIENT BACKGROUND CONCENTRATIONS (BKG) ADDED
(PPM)

	REC41	REC42	REC43	REC44	REC45	REC46	REC47	REC48	REC49	REC50
MAX+BKG	2.3	2.1	2.1	2.2	2.2	2.1	2.1	2.1	2.0	2.1
- BKG	.0	.0	.0	.0	.0	.0	.0	.0	.0	.0
MAX	2.3	2.1	2.1	2.2	2.2	2.1	2.1	2.1	2.0	2.1
WIND DIR	226	237	226	237	237	237	237	226	237	224
JULIAN	225	21	225	21	21	21	21	225	21	208
HOUR	7	8	7	8	8	8	8	7	8	20

	REC51	REC52	REC53	REC54	REC55	REC56	REC57	REC58	REC59	REC60
MAX+BKG	2.1	2.1	2.1	2.1	1.9	1.9	2.4	2.7	2.6	2.6
- BKG	.0	.0	.0	.0	.0	.0	.0	.0	.0	.0
MAX	2.1	2.1	2.1	2.1	1.9	1.9	2.4	2.7	2.6	2.6
WIND DIR	224	226	226	3	237	237	301	352	352	3
JULIAN	208	225	225	304	21	21	11	192	192	304
HOUR	20	7	7	18	8	8	8	16	16	18

THE HIGHEST CONCENTRATION OF 3.90 PPM OCCURRED AT RECEPTOR REC34.

==========
Output Section
==========

NOTES PERTAINING TO THE REPORT

1. THE HIGHEST AVERAGE IN EACH OF THE FIRST TWO COLUMNS OF EACH TABLE BELOW ARE SUFFIXED BY AN ASTERISK (*). FOR PM OUTPUT, THERE IS ONLY ONE COLUMN AND ASTERISK FOR THE ANNUAL AVERAGE/PERIOD OF CONCERN TABLE.

2. THE NUMBERS IN PARENTHESES ARE THE JULIAN DAY AND ENDING HOUR FOR THE PRECEDING AVERAGE.

3. THE NUMBER OF CALM HOURS USED IN PRODUCING EACH AVERAGE ARE PREFIXED BY A C.

PRIMARY AVERAGES.

MAXIMUM 8-HOUR RUNNING NONOVERLAPPING AVERAGE CONCENTRATIONS
IN PARTS PER MILLION (PPM),
INCLUDING AMBIENT BACKGROUND CONCENTRATIONS.

Receptor Number	Highest Conc	Highest Ending Day Hr	Highest Calm	Second highest Conc	Second highest Ending Day Hr	Second highest Calm
1	1.40	(238,17)	C 2	1.28	(304,19)	C 2
2	1.25	(304,19)	C 2	1.18	(238,17)	C 2
3	1.25	(304,19)	C 2	1.13	(267,22)	C 0
4	1.27	(304,21)	C 2	1.20	(352,24)	C 2
5	1.27	(304,21)	C 2	1.20	(352,24)	C 2
6	1.23	(352,24)	C 2	1.23	(304,19)	C 2
7	1.23	(304,21)	C 2	1.18	(352,24)	C 2
8	1.27	(304,21)	C 2	1.20	(352,24)	C 2
9	1.23	(304,21)	C 2	1.18	(352,24)	C 2
10	1.23	(304,19)	C 2	1.20	(352,24)	C 2
11	1.25	(352,24)	C 2	1.22	(304,19)	C 2
12	1.23	(352,24)	C 2	1.23	(304,21)	C 2
13	1.25	(304,21)	C 2	1.22	(352,24)	C 2
14	1.25	(352,24)	C 2	1.25	(304,21)	C 2
15	1.27	(304,21)	C 2	1.23	(352,24)	C 2
16	1.27	(304,21)	C 2	1.20	(352,24)	C 2
17	1.25	(304,21)	C 2	1.17	(352,24)	C 2
18	1.27	(304,21)	C 2	1.18	(352,24)	C 2
19	1.23	(304,21)	C 2	1.15	(352,24)	C 2
20	1.27	(304,21)	C 2	1.15	(352,24)	C 2
21	1.25	(304,19)	C 2	1.15	(352,24)	C 2
22	1.27	(304,21)	C 2	1.18	(352,24)	C 2
23	1.23	(304,21)	C 2	1.17	(352,24)	C 2
24	1.25	(304,21)	C 2	1.18	(267,22)	C 0

JOB: HSS FDR Air Quality Existing/70' Jets RUN: FDR DRIVE BET E 67TH-75TH STS/70' JETS

MAXIMUM 8-HOUR RUNNING NONOVERLAPPING AVERAGE CONCENTRATIONS
IN PARTS PER MILLION (PPM),
INCLUDING AMBIENT BACKGROUND CONCENTRATIONS.

Receptor Number	Highest Conc	Highest Ending Day Hr	Highest Calm	Second highest Conc	Second highest Ending Day Hr	Second highest Calm
25	1.28	(304,21)	C 2	1.19	(267,22)	C 0
26	1.27	(304,21)	C 2	1.19	(267,22)	C 0
27	1.32	(304,21)	C 2	1.23	(243, 1)	C 1
28	1.32	(304,21)	C 2	1.26	(243, 1)	C 1
29	1.37	(304,21)	C 2	1.31	(267,22)	C 0
30	1.47	(304,19)	C 2	1.45	(267,23)	C 0
31	1.78	(304,19)	C 2	1.57	(297,15)	C 1
32	2.07*	(304,19)	C 2	1.99*	(297,15)	C 1
33	1.93	(238,17)	C 2	1.93	(114,13)	C 1
34	1.85	(352,24)	C 2	1.79	(114,13)	C 1
35	1.67	(352,24)	C 2	1.65	(27,14)	C 0
36	1.52	(352,24)	C 2	1.44	(27,14)	C 0
37	1.40	(352,24)	C 2	1.32	(27,13)	C 0
38	1.30	(352,24)	C 2	1.16	(27,13)	C 0
39	1.15	(352,24)	C 2	1.10	(27,13)	C 0
40	1.17	(352,24)	C 2	1.07	(304,21)	C 2
41	1.15	(352,24)	C 2	1.05	(304,21)	C 2
42	1.13	(352,24)	C 2	1.03	(304,21)	C 2
43	1.10	(352,24)	C 2	1.05	(304,21)	C 2
44	1.08	(304,21)	C 2	1.07	(352,24)	C 2
45	1.08	(304,21)	C 2	1.05	(352,24)	C 2
46	1.08	(352,24)	C 2	1.03	(304,21)	C 2
47	1.07	(352,24)	C 2	1.03	(304,21)	C 2
48	1.05	(304,21)	C 2	1.03	(352,24)	C 2
49	1.03	(352,24)	C 2	1.03	(304,21)	C 2
50	1.08	(352,24)	C 2	1.05	(304,21)	C 2
51	1.08	(352,24)	C 2	1.03	(304,21)	C 2
52	1.07	(352,24)	C 2	1.03	(304,21)	C 2
53	1.07	(352,24)	C 2	1.00	(304,21)	C 2
54	1.10	(352,24)	C 2	1.08	(304,21)	C 2
55	1.07	(352,24)	C 2	1.02	(304,21)	C 2
56	1.05	(352,24)	C 2	1.02	(304,21)	C 2
57	1.40	(11,13)	C 0	1.40	(238,17)	C 2
58	1.43	(304,19)	C 2	1.41	(297,15)	C 1
59	1.45	(304,19)	C 2	1.41	(297,15)	C 1
60	1.38	(304,19)	C 2	1.26	(297,15)	C 1

FIVE HIGHEST 1-HOUR END-TO-END AVERAGE CONCENTRATIONS IN PARTS PER MILLION
INCLUDING AMBIENT BACKGROUND CONCENTRATIONS.

Rcptr No.	Highest Conc	Highest Ending Day Hr	Highest Calm	Second Highest Conc	Second Highest Ending Day Hr	Second Highest Calm	Third Highest Conc	Third Highest Ending Day Hr	Third Highest Calm	Fourth Highest Conc	Fourth Highest Ending Day Hr	Fourth Highest Calm	Fifth Highest Conc	Fifth Highest Ending Day Hr	Fifth Highest Calm
1	2.50	(192,16)	C 0	2.40	(24,17)	C 0	2.20	(108, 7)	C 0	2.20	(304,18)	C 0	2.10	(11, 8)	C 0

JOB: HSS FDR Air Quality Existing/70' Jets

RUN: FDR DRIVE BET E 67TH-75TH STS/70' JETS

FIVE HIGHEST 1-HOUR END-TO-END AVERAGE CONCENTRATIONS IN PARTS PER MILLION
INCLUDING AMBIENT BACKGROUND CONCENTRATIONS.

Rcptr	Highest Ending			Second Highest Ending			Third Highest Ending			Fourth Highest Ending			Fifth Highest Ending		
No.	Conc	Day Hr	Calm	Conc	Day Hr	Calm	Conc	Day Hr	Calm	Conc	Day Hr	Calm	Conc	Day Hr	Calm
2	2.60	(24,17)	C 0	2.30	(192,16)	C 0	2.20	(304,18)	C 0	2.10	(21, 8)	C 0	2.10	(307,21)	C 0
3	2.60	(24,17)	C 0	2.60	(21, 8)	C 0	2.30	(192,16)	C 0	2.20	(308,15)	C 0	2.20	(304,18)	C 0
4	2.70	(21, 8)	C 0	2.30	(24,17)	C 0	2.30	(192,16)	C 0	2.20	(70,17)	C 0	2.20	(251,22)	C 0
5	2.70	(21, 8)	C 0	2.30	(192,16)	C 0	2.20	(47,10)	C 0	2.20	(251,22)	C 0	2.20	(304,18)	C 0
6	2.60	(21, 8)	C 0	2.30	(192,16)	C 0	2.30	(307,21)	C 0	2.20	(304,18)	C 0	2.10	(251,22)	C 0
7	2.40	(21, 8)	C 0	2.20	(192,16)	C 0	2.20	(304,18)	C 0	2.20	(307,21)	C 0	2.10	(47,10)	C 0
8	2.50	(21, 8)	C 0	2.30	(192,16)	C 0	2.20	(304,18)	C 0	2.10	(225, 7)	C 0	2.10	(307,21)	C 0
9	2.50	(21, 8)	C 0	2.30	(192,16)	C 0	2.20	(304,18)	C 0	2.10	(47,10)	C 0	2.10	(225, 7)	C 0
10	2.50	(21, 8)	C 0	2.30	(192,16)	C 0	2.20	(225, 7)	C 0	2.20	(304,18)	C 0	2.10	(47,10)	C 0
11	2.40	(21, 8)	C 0	2.30	(192,16)	C 0	2.20	(304,18)	C 0	2.10	(208,20)	C 0	2.10	(225, 7)	C 0
12	2.40	(21, 8)	C 0	2.20	(192,16)	C 0	2.20	(304,18)	C 0	2.10	(297,19)	C 0	2.10	(47,10)	C 0
13	2.40	(21, 8)	C 0	2.30	(192,16)	C 0	2.20	(225, 7)	C 0	2.20	(304,18)	C 0	2.10	(47,10)	C 0
14	2.40	(21, 8)	C 0	2.20	(192,16)	C 0	2.20	(304,18)	C 0	2.10	(297,19)	C 0	2.10	(225, 7)	C 0
15	2.40	(21, 8)	C 0	2.20	(192,16)	C 0	2.20	(304,18)	C 0	2.10	(297,19)	C 0	2.10	(225, 7)	C 0
16	2.50	(21, 8)	C 0	2.20	(192,16)	C 0	2.20	(304,18)	C 0	2.10	(297,19)	C 0	2.10	(225, 7)	C 0
17	2.50	(21, 8)	C 0	2.20	(116,21)	C 0	2.20	(208,20)	C 0	2.20	(225, 7)	C 0	2.20	(304,18)	C 0
18	2.40	(21, 8)	C 0	2.30	(225, 7)	C 0	2.20	(116,21)	C 0	2.20	(208,20)	C 0	2.20	(304,18)	C 0
19	2.40	(21, 8)	C 0	2.30	(225, 7)	C 0	2.20	(192,16)	C 0	2.20	(208,20)	C 0	2.20	(304,18)	C 0
20	2.40	(21, 8)	C 0	2.30	(192,16)	C 0	2.30	(225, 7)	C 0	2.20	(208,20)	C 0	2.20	(304,18)	C 0
21	2.40	(21, 8)	C 0	2.30	(192,16)	C 0	2.30	(225, 7)	C 0	2.20	(208,20)	C 0	2.20	(304,18)	C 0
22	2.40	(21, 8)	C 0	2.30	(208,20)	C 0	2.20	(192,16)	C 0	2.20	(304,18)	C 0	2.20	(225, 7)	C 0
23	2.40	(21, 8)	C 0	2.30	(192,16)	C 0	2.30	(208,20)	C 0	2.30	(225, 7)	C 0	2.20	(304,18)	C 0
24	2.40	(21, 8)	C 0	2.30	(307,21)	C 0	2.30	(192,16)	C 0	2.30	(208,20)	C 0	2.20	(116,21)	C 0
25	2.40	(21, 8)	C 0	2.20	(307,21)	C 0	2.20	(192,16)	C 0	2.20	(208,20)	C 0	2.20	(225, 7)	C 0
26	2.40	(21, 8)	C 0	2.30	(307,21)	C 0	2.30	(304,18)	C 0	2.20	(192,16)	C 0	2.20	(208,20)	C 0
27	2.40	(192,16)	C 0	2.40	(21, 8)	C 0	2.40	(307,21)	C 0	2.30	(225, 7)	C 0	2.30	(304,18)	C 0
28	2.50	(307,21)	C 0	2.40	(21, 8)	C 0	2.30	(192,16)	C 0	2.30	(304,18)	C 0	2.20	(208,20)	C 0
29	2.60	(307,21)	C 0	2.50	(304,18)	C 0	2.40	(192,16)	C 0	2.40	(21, 8)	C 0	2.20	(116,21)	C 0
30	2.80	(304,18)	C 0	2.80	(307,21)	C 0	2.60	(192,16)	C 0	2.40	(116,21)	C 0	2.40	(249,17)	C 0
31	3.30	(304,18)	C 0	3.10	(192,16)	C 0	3.10	(252, 8)	C 0	3.00	(293,18)	C 0	3.00	(307,21)	C 0
32	3.70	(192,16)	C 0	3.70*	(252, 8)	C 0	3.70	(304,18)	C 0	3.60	(293,18)	C 0	3.40	(328,20)	C 0
33	3.50	(192,16)	C 0	3.40	(24,17)	C 0	3.40	(252, 8)	C 0	3.30	(293,18)	C 0	3.20	(304,18)	C 0
34	3.90*	(21, 8)	C 0	3.70	(24,17)	C 0	3.40	(308,15)	C 0	3.20	(11, 8)	C 0	3.20	(47,10)	C 0
35	3.80	(21, 8)	C 0	3.30	(47,10)	C 0	3.30	(225, 7)	C 0	3.20	(24,17)	C 0	3.20	(251,22)	C 0
36	3.40	(21, 8)	C 0	3.10	(208,20)	C 0	3.10	(225, 7)	C 0	3.00	(47,10)	C 0	2.70	(353,18)	C 0
37	2.80	(225, 7)	C 0	2.70	(208,20)	C 0	2.70	(21, 8)	C 0	2.60	(47,10)	C 0	2.50	(27, 8)	C 0
38	2.50	(21, 8)	C 0	2.50	(208,20)	C 0	2.40	(225, 7)	C 0	2.10	(27, 8)	C 0	2.10	(353,18)	C 0
39	2.40	(225, 7)	C 0	2.30	(21, 8)	C 0	2.30	(208,20)	C 0	2.00	(29, 8)	C 0	2.00	(47,10)	C 0
40	2.30	(208,20)	C 0	2.20	(21, 8)	C 0	2.20	(225, 7)	C 0	2.00	(29, 8)	C 0	2.00	(47,10)	C 0
41	2.30	(225, 7)	C 0	2.20	(21, 8)	C 0	2.20	(208,20)	C 0	1.90	(27, 8)	C 0	1.90	(47,10)	C 0
42	2.10	(21, 8)	C 0	2.10	(208,20)	C 0	2.10	(225, 7)	C 0	1.80	(27, 8)	C 0	1.80	(29, 8)	C 0

JOB: HSS FDR Air Quality Existing/70' Jets

RUN: FDR DRIVE BET E 67TH-75TH STS/70' JETS

FIVE HIGHEST 1-HOUR END-TO-END AVERAGE CONCENTRATIONS IN PARTS PER MILLION
INCLUDING AMBIENT BACKGROUND CONCENTRATIONS.

Rcptr	Highest			Second Highest			Third Highest			Fourth Highest			Fifth Highest		
No.	Conc	Ending Day Hr	Calm	Conc	Ending Day Hr	Calm	Conc	Ending Day Hr	Calm	Conc	Ending Day Hr	Calm	Conc	Ending Day Hr	Calm
43	2.10	(225, 7)	C 0	2.10	(21, 8)	C 0	2.10	(208,20)	C 0	1.90	(47,10)	C 0	1.80	(192,16)	C 0
44	2.20	(21, 8)	C 0	2.00	(225, 7)	C 0	2.00	(208,20)	C 0	1.90	(47,10)	C 0	1.90	(192,16)	C 0
45	2.20	(21, 8)	C 0	2.10	(225, 7)	C 0	2.00	(47,10)	C 0	2.00	(208,20)	C 0	1.90	(192,16)	C 0
46	2.10	(21, 8)	C 0	2.00	(225, 7)	C 0	1.90	(208,20)	C 0	1.90	(47,10)	C 0	1.90	(192,16)	C 0
47	2.10	(21, 8)	C 0	2.00	(208,20)	C 0	2.00	(225, 7)	C 0	1.90	(192,16)	C 0	1.80	(47,10)	C 0
48	2.10	(225, 7)	C 0	2.00	(21, 8)	C 0	2.00	(208,20)	C 0	1.90	(192,16)	C 0	1.90	(304,18)	C 0
49	2.00	(21, 8)	C 0	2.00	(208,20)	C 0	2.00	(225, 7)	C 0	1.90	(304,18)	C 0	1.80	(47,10)	C 0
50	2.10	(208,20)	C 0	2.00	(21, 8)	C 0	2.00	(192,16)	C 0	2.00	(225, 7)	C 0	1.90	(304,18)	C 0
51	2.10	(208,20)	C 0	2.00	(21, 8)	C 0	2.00	(225, 7)	C 0	1.90	(192,16)	C 0	1.80	(27, 8)	C 0
52	2.10	(225, 7)	C 0	2.00	(21, 8)	C 0	2.00	(208,20)	C 0	1.90	(304,18)	C 0	1.80	(27, 8)	C 0
53	2.10	(225, 7)	C 0	2.00	(21, 8)	C 0	1.90	(208,20)	C 0	1.90	(304,18)	C 0	1.80	(27, 8)	C 0
54	2.10	(304,18)	C 0	1.90	(21, 8)	C 0	1.90	(192,16)	C 0	1.90	(208,20)	C 0	1.90	(225, 7)	C 0
55	1.90	(21, 8)	C 0	1.90	(192,16)	C 0	1.90	(208,20)	C 0	1.90	(225, 7)	C 0	1.90	(304,18)	C 0
56	1.90	(21, 8)	C 0	1.90	(208,20)	C 0	1.90	(225, 7)	C 0	1.90	(304,18)	C 0	1.80	(27, 8)	C 0
57	2.40	(11, 8)	C 0	2.40	(192,16)	C 0	2.40	(286,19)	C 0	2.30	(108, 7)	C 0	2.30	(107, 8)	C 0
58	2.70	(192,16)	C 0	2.50	(344,17)	C 0	2.40	(11, 8)	C 0	2.40	(352,17)	C 0	2.30	(286,19)	C 0
59	2.60	(192,16)	C 0	2.50	(252, 8)	C 0	2.50	(293,18)	C 0	2.50	(304,18)	C 0	2.40	(352,17)	C 0
60	2.60	(304,18)	C 0	2.50	(252, 8)	C 0	2.40	(293,18)	C 0	2.30	(192,16)	C 0	2.20	(260,20)	C 0

MAXIMUM 8-HOUR AVERAGED LINK CONTRIBUTIONS
IN PARTS PER MILLION (PPM)
INCLUDING AMBIENT BACKGROUND CONCENTRATIONS.

Rcptr No.	Total Conc	Ending Day Hr	Ambient Backgnd	Total Link	Link +1	Link +2	Link +3	Link +4	Link +5	Link +6	Link +7	Link +8	Link +9	Link +10
1	1.40	(238,17)	.00	1.40	.30	.28	.00	.00	.00	.00	.18	.22	.00	.00
			Links	10+	.00	.42	.00	.00	.00	.00	.00	.00	.00	.00
2	1.25	(304,19)	.00	1.25	.00	.78	.02	.00	.00	.02	.42	.00	.00	.02
			Links	10+	.00	.00	.00	.00	.00	.00	.00	.00	.00	.00
3	1.25	(304,19)	.00	1.25	.00	.78	.02	.00	.00	.02	.42	.00	.00	.02
			Links	10+	.00	.00	.00	.00	.00	.00	.00	.00	.00	.00
4	1.27	(304,21)	.00	1.27	.08	.73	.02	.00	.00	.02	.32	.05	.00	.02
			Links	10+	.00	.03	.00	.00	.00	.00	.00	.00	.00	.00
5	1.27	(304,21)	.00	1.27	.05	.77	.02	.00	.00	.02	.33	.03	.00	.02
			Links	10+	.00	.03	.00	.00	.00	.00	.00	.00	.00	.00
6	1.23	(352,24)	.00	1.23	.13	.63	.00	.00	.00	.00	.20	.13	.00	.00
			Links	10+	.00	.13	.00	.00	.00	.00	.00	.00	.00	.00
7	1.23	(304,21)	.00	1.23	.03	.77	.02	.00	.00	.02	.32	.03	.00	.02
			Links	10+	.00	.03	.00	.00	.00	.00	.00	.00	.00	.00

JOB: HSS FDR Air Quality Existing/70' Jets

RUN: FDR DRIVE BET E 67TH-75TH STS/70' JETS

LINK CONTRIBUTION TABLES

MAXIMUM 8-HOUR AVERAGED LINK CONTRIBUTIONS
IN PARTS PER MILLION (PPM)
INCLUDING AMBIENT BACKGROUND CONCENTRATIONS.

Rcptr No.	Total Conc	Ending Day Hr	Ambient Backgnd	Total Link	Link +1	Link +2	Link +3	Link +4	Link +5	Link +6	Link +7	Link +8	Link +9	Link +10
8	1.27	(304,21)	.00	1.27	.03	.78	.02	.00	.00	.02	.33	.03	.00	.02
			Links	10+	.00	.03	.00	.00	.00	.00	.00	.00	.00	.00
9	1.23	(304,21)	.00	1.23	.02	.78	.02	.00	.00	.02	.33	.03	.00	.02
			Links	10+	.00	.02	.00	.00	.00	.00	.00	.00	.00	.00
10	1.23	(304,19)	.00	1.23	.00	.78	.02	.00	.00	.02	.40	.00	.00	.02
			Links	10+	.00	.00	.00	.00	.00	.00	.00	.00	.00	.00
11	1.25	(352,24)	.00	1.25	.07	.75	.00	.00	.00	.00	.30	.07	.00	.02
			Links	10+	.00	.05	.00	.00	.00	.00	.00	.00	.00	.00
12	1.23	(352,24)	.00	1.23	.07	.75	.00	.00	.00	.00	.30	.07	.00	.00
			Links	10+	.00	.05	.00	.00	.00	.00	.00	.00	.00	.00
13	1.25	(304,21)	.00	1.25	.02	.80	.02	.00	.00	.02	.35	.02	.00	.02
			Links	10+	.00	.02	.00	.00	.00	.00	.00	.00	.00	.00
14	1.25	(352,24)	.00	1.25	.05	.78	.00	.00	.00	.00	.30	.05	.00	.02
			Links	10+	.00	.05	.00	.00	.00	.00	.00	.00	.00	.00
15	1.27	(304,21)	.00	1.27	.02	.80	.02	.00	.00	.02	.35	.02	.00	.02
			Links	10+	.02	.02	.00	.00	.00	.00	.00	.00	.00	.00
16	1.27	(304,21)	.00	1.27	.02	.80	.02	.00	.00	.02	.35	.02	.00	.02
			Links	10+	.02	.02	.00	.00	.00	.00	.00	.00	.00	.00
17	1.25	(304,21)	.00	1.25	.02	.80	.02	.00	.00	.02	.33	.02	.00	.02
			Links	10+	.02	.02	.00	.00	.00	.00	.00	.00	.00	.00
18	1.27	(304,21)	.00	1.27	.00	.80	.02	.00	.02	.02	.35	.02	.00	.02
			Links	10+	.02	.02	.00	.00	.00	.00	.00	.00	.00	.00
19	1.23	(304,21)	.00	1.23	.00	.78	.02	.00	.02	.02	.35	.02	.00	.02
			Links	10+	.02	.00	.00	.00	.00	.00	.00	.00	.00	.00
20	1.27	(304,21)	.00	1.27	.00	.78	.03	.00	.02	.03	.35	.02	.00	.02
			Links	10+	.02	.00	.00	.00	.00	.00	.00	.00	.00	.00
21	1.25	(304,19)	.00	1.25	.00	.75	.03	.00	.02	.03	.38	.00	.00	.02
			Links	10+	.02	.00	.00	.00	.00	.00	.00	.00	.00	.00
22	1.27	(304,21)	.00	1.27	.00	.80	.03	.00	.02	.05	.35	.00	.00	.00
			Links	10+	.02	.00	.00	.00	.00	.00	.00	.00	.00	.00
23	1.23	(304,21)	.00	1.23	.00	.78	.03	.00	.02	.05	.33	.00	.00	.00
			Links	10+	.02	.00	.00	.00	.00	.00	.00	.00	.00	.00
24	1.25	(304,21)	.00	1.25	.00	.80	.03	.02	.02	.05	.32	.00	.00	.00
			Links	10+	.02	.00	.00	.00	.00	.00	.00	.00	.00	.00
25	1.28	(304,21)	.00	1.28	.00	.77	.07	.02	.02	.05	.32	.00	.00	.00
			Links	10+	.05	.00	.00	.00	.00	.00	.00	.00	.00	.00
26	1.27	(304,21)	.00	1.27	.00	.75	.07	.02	.02	.07	.28	.00	.02	.00
			Links	10+	.05	.00	.00	.00	.00	.00	.00	.00	.00	.00

JOB: HSS FDR Air Quality Existing/70' Jets

RUN: FDR DRIVE BET E 67TH-75TH STS/70' JETS

LINK CONTRIBUTION TABLES

MAXIMUM 8-HOUR AVERAGED LINK CONTRIBUTIONS
IN PARTS PER MILLION (PPM)
INCLUDING AMBIENT BACKGROUND CONCENTRATIONS.

Rcptr No.	Total Conc	Ending Day Hr	Ambient Backgnd	Total Link	Link +1	Link +2	Link +3	Link +4	Link +5	Link +6	Link +7	Link +8	Link +9	Link +10
27	1.32	(304,21)	.00	1.32	.00	.77	.07	.02	.02	.10	.27	.00	.02	.00
			Links 10+		.07	.00	.00	.00	.00	.00	.00	.00	.00	.00
28	1.32	(304,21)	.00	1.32	.00	.72	.10	.02	.02	.12	.23	.00	.02	.00
			Links 10+		.10	.00	.00	.00	.00	.00	.00	.00	.00	.00
29	1.37	(304,21)	.00	1.37	.00	.67	.15	.02	.02	.15	.20	.00	.02	.00
			Links 10+		.15	.00	.00	.00	.00	.00	.00	.00	.00	.00
30	1.47	(304,19)	.00	1.47	.00	.50	.23	.02	.02	.23	.13	.00	.02	.00
			Links 10+		.32	.00	.00	.00	.00	.00	.00	.00	.00	.00
31	1.78	(304,19)	.00	1.78	.00	.28	.40	.02	.02	.28	.07	.00	.03	.00
			Links 10+		.68	.00	.00	.00	.00	.00	.00	.00	.00	.00
32	2.07	(304,19)	.00	2.07	.00	.02	.60	.02	.02	.32	.00	.00	.03	.00
			Links 10+		1.07	.00	.00	.00	.00	.00	.00	.00	.00	.00
33	1.93	(238,17)	.00	1.93	.00	.02	.50	.00	.00	.25	.07	.00	.00	.00
			Links 10+		1.10	.00	.00	.00	.00	.00	.00	.00	.00	.00
34	1.85	(352,24)	.00	1.85	.00	.40	.38	.00	.00	.10	.27	.00	.02	.00
			Links 10+		.68	.00	.00	.00	.00	.00	.00	.00	.00	.00
35	1.67	(352,24)	.00	1.67	.00	.30	.43	.00	.00	.10	.25	.00	.02	.00
			Links 10+		.57	.00	.00	.00	.00	.00	.00	.00	.00	.00
36	1.52	(352,24)	.00	1.52	.00	.23	.48	.00	.00	.13	.22	.00	.02	.00
			Links 10+		.43	.00	.00	.00	.00	.00	.00	.00	.00	.00
37	1.40	(352,24)	.00	1.40	.00	.20	.52	.00	.00	.17	.20	.00	.02	.00
			Links 10+		.30	.00	.00	.00	.00	.00	.00	.00	.00	.00
38	1.30	(352,24)	.00	1.30	.00	.18	.53	.00	.00	.17	.17	.00	.02	.00
			Links 10+		.23	.00	.00	.00	.00	.00	.00	.00	.00	.00
39	1.15	(352,24)	.00	1.15	.00	.12	.53	.00	.00	.18	.15	.00	.02	.00
			Links 10+		.15	.00	.00	.00	.00	.00	.00	.00	.00	.00
40	1.17	(352,24)	.00	1.17	.00	.12	.57	.00	.00	.20	.13	.00	.02	.00
			Links 10+		.13	.00	.00	.00	.00	.00	.00	.00	.00	.00
41	1.15	(352,24)	.00	1.15	.00	.12	.60	.00	.00	.20	.13	.00	.02	.00
			Links 10+		.08	.00	.00	.00	.00	.00	.00	.00	.00	.00
42	1.13	(352,24)	.00	1.13	.00	.10	.60	.00	.00	.23	.12	.00	.02	.00
			Links 10+		.07	.00	.00	.00	.00	.00	.00	.00	.00	.00
43	1.10	(352,24)	.00	1.10	.00	.08	.60	.00	.00	.23	.10	.00	.02	.00
			Links 10+		.07	.00	.00	.00	.00	.00	.00	.00	.00	.00
44	1.08	(304,21)	.00	1.08	.00	.03	.62	.03	.05	.27	.03	.00	.03	.00
			Links 10+		.02	.00	.00	.00	.00	.00	.00	.00	.00	.00
45	1.08	(304,21)	.00	1.08	.00	.02	.63	.03	.05	.27	.03	.00	.03	.00
			Links 10+		.02	.00	.00	.00	.00	.00	.00	.00	.00	.00

JOB: HSS FDR Air Quality Existing/70' Jets

RUN: FDR DRIVE BET E 67TH-75TH STS/70' JETS

LINK CONTRIBUTION TABLES

MAXIMUM 8-HOUR AVERAGED LINK CONTRIBUTIONS
IN PARTS PER MILLION (PPM)
INCLUDING AMBIENT BACKGROUND CONCENTRATIONS.

Rcptr No.	Total Conc	Ending Day Hr	Ambient Backgnd	Total Link	Link +1	Link +2	Link +3	Link +4	Link +5	Link +6	Link +7	Link +8	Link +9	Link +10
46	1.08	(352,24)	.00	1.08	.00	.07	.62	.00	.00	.27	.07	.00	.02	.00
			Links 10+		.05	.00	.00	.00	.00	.00	.00	.00	.00	.00
47	1.07	(352,24)	.00	1.07	.00	.07	.62	.00	.00	.27	.07	.00	.02	.00
			Links 10+		.03	.00	.00	.00	.00	.00	.00	.00	.00	.00
48	1.05	(304,21)	.00	1.05	.00	.02	.62	.05	.05	.25	.02	.00	.03	.00
			Links 10+		.02	.00	.00	.00	.00	.00	.00	.00	.00	.00
49	1.03	(352,24)	.00	1.03	.00	.07	.60	.00	.00	.27	.07	.00	.03	.00
			Links 10+		.00	.00	.00	.00	.00	.00	.00	.00	.00	.00
50	1.08	(352,24)	.00	1.08	.00	.07	.65	.00	.00	.27	.07	.00	.03	.00
			Links 10+		.00	.00	.00	.00	.00	.00	.00	.00	.00	.00
51	1.08	(352,24)	.00	1.08	.00	.07	.65	.00	.00	.27	.07	.00	.03	.00
			Links 10+		.00	.00	.00	.00	.00	.00	.00	.00	.00	.00
52	1.07	(352,24)	.00	1.07	.00	.07	.63	.00	.00	.27	.07	.00	.03	.00
			Links 10+		.00	.00	.00	.00	.00	.00	.00	.00	.00	.00
53	1.07	(352,24)	.00	1.07	.00	.07	.63	.00	.00	.27	.07	.00	.03	.00
			Links 10+		.00	.00	.00	.00	.00	.00	.00	.00	.00	.00
54	1.10	(352,24)	.00	1.10	.00	.07	.65	.00	.02	.27	.07	.00	.03	.00
			Links 10+		.00	.00	.00	.00	.00	.00	.00	.00	.00	.00
55	1.07	(352,24)	.00	1.07	.00	.07	.63	.02	.05	.23	.05	.00	.02	.00
			Links 10+		.00	.00	.00	.00	.00	.00	.00	.00	.00	.00
56	1.05	(352,24)	.00	1.05	.00	.05	.53	.12	.08	.20	.05	.00	.02	.00
			Links 10+		.00	.00	.00	.00	.00	.00	.00	.00	.00	.00
57	1.40	(11,13)	.00	1.40	.40	.09	.00	.00	.00	.00	.05	.29	.00	.01
			Links 10+		.00	.56	.00	.00	.00	.00	.00	.00	.00	.00
58	1.43	(304,19)	.00	1.43	.45	.25	.00	.00	.00	.02	.27	.15	.00	.02
			Links 10+		.00	.28	.00	.00	.00	.00	.00	.00	.00	.00
59	1.45	(304,19)	.00	1.45	.48	.18	.00	.00	.00	.00	.20	.20	.00	.02
			Links 10+		.00	.37	.00	.00	.00	.00	.00	.00	.00	.00
60	1.38	(304,19)	.00	1.38	.53	.12	.00	.00	.00	.00	.17	.22	.00	.00
			Links 10+		.00	.35	.00	.00	.00	.00	.00	.00	.00	.00

JOB: HSS FDR Air Quality Existing/70' Jets

RUN: FDR DRIVE BET E 67TH-75TH STS/70' JETS

LINK CONTRIBUTION TABLES

SECOND HIGHEST 8-HOUR AVERAGED LINK CONTRIBUTIONS
IN PARTS PER MILLION (PPM)
INCLUDING AMBIENT BACKGROUND CONCENTRATIONS.

Rcptr No.	Total Conc	Ending Day Hr	Ambient Backgnd	Total Link	Link +1	Link +2	Link +3	Link +4	Link +5	Link +6	Link +7	Link +8	Link +9	Link +10
1	1.28	(304,19)	.00	1.28	.02	.77	.02	.00	.00	.02	.40	.02	.00	.02
			Links 10+		.00	.03	.00	.00	.00	.00	.00	.00	.00	.00
2	1.18	(238,17)	.00	1.18	.03	.62	.00	.00	.00	.00	.27	.08	.00	.00
			Links 10+		.00	.18	.00	.00	.00	.00	.00	.00	.00	.00
3	1.13	(267,22)	.00	1.13	.00	.75	.01	.00	.00	.01	.35	.00	.00	.00
			Links 10+		.00	.00	.00	.00	.00	.00	.00	.00	.00	.00
4	1.20	(352,24)	.00	1.20	.22	.55	.00	.00	.00	.00	.12	.17	.00	.02
			Links 10+		.00	.13	.00	.00	.00	.00	.00	.00	.00	.00
5	1.20	(352,24)	.00	1.20	.15	.58	.00	.00	.00	.00	.15	.15	.00	.02
			Links 10+		.00	.15	.00	.00	.00	.00	.00	.00	.00	.00
6	1.23	(304,19)	.00	1.23	.00	.78	.02	.00	.00	.02	.40	.00	.00	.02
			Links 10+		.00	.00	.00	.00	.00	.00	.00	.00	.00	.00
7	1.18	(352,24)	.00	1.18	.10	.65	.00	.00	.00	.00	.20	.12	.00	.00
			Links 10+		.00	.12	.00	.00	.00	.00	.00	.00	.00	.00
8	1.20	(352,24)	.00	1.20	.07	.70	.00	.00	.00	.00	.22	.10	.00	.02
			Links 10+		.00	.10	.00	.00	.00	.00	.00	.00	.00	.00
9	1.18	(352,24)	.00	1.18	.07	.72	.00	.00	.00	.00	.23	.08	.00	.02
			Links 10+		.00	.07	.00	.00	.00	.00	.00	.00	.00	.00
10	1.20	(352,24)	.00	1.20	.07	.72	.00	.00	.00	.00	.27	.07	.00	.02
			Links 10+		.00	.07	.00	.00	.00	.00	.00	.00	.00	.00
11	1.22	(304,19)	.00	1.22	.00	.77	.02	.00	.00	.02	.40	.00	.00	.02
			Links 10+		.00	.00	.00	.00	.00	.00	.00	.00	.00	.00
12	1.23	(304,21)	.00	1.23	.02	.78	.02	.00	.00	.02	.35	.02	.00	.02
			Links 10+		.00	.02	.00	.00	.00	.00	.00	.00	.00	.00
13	1.22	(352,24)	.00	1.22	.05	.75	.00	.00	.00	.00	.30	.05	.00	.02
			Links 10+		.00	.05	.00	.00	.00	.00	.00	.00	.00	.00
14	1.25	(304,21)	.00	1.25	.02	.80	.02	.00	.00	.02	.35	.02	.00	.02
			Links 10+		.00	.02	.00	.00	.00	.00	.00	.00	.00	.00
15	1.23	(352,24)	.00	1.23	.03	.78	.00	.00	.00	.00	.32	.05	.00	.00
			Links 10+		.00	.05	.00	.00	.00	.00	.00	.00	.00	.00
16	1.20	(352,24)	.00	1.20	.02	.78	.00	.00	.00	.00	.32	.05	.00	.00
			Links 10+		.00	.03	.00	.00	.00	.00	.00	.00	.00	.00
17	1.17	(352,24)	.00	1.17	.00	.78	.00	.00	.00	.00	.32	.05	.00	.00
			Links 10+		.00	.02	.00	.00	.00	.00	.00	.00	.00	.00
18	1.18	(352,24)	.00	1.18	.00	.82	.00	.00	.00	.00	.32	.03	.00	.02
			Links 10+		.00	.00	.00	.00	.00	.00	.00	.00	.00	.00
19	1.15	(352,24)	.00	1.15	.00	.80	.00	.00	.00	.00	.33	.00	.00	.02
			Links 10+		.00	.00	.00	.00	.00	.00	.00	.00	.00	.00

JOB: HSS FDR Air Quality Existing/70' Jets

RUN: FDR DRIVE BET E 67TH-75TH STS/70' JETS

LINK CONTRIBUTION TABLES

SECOND HIGHEST 8-HOUR AVERAGED LINK CONTRIBUTIONS
IN PARTS PER MILLION (PPM)
INCLUDING AMBIENT BACKGROUND CONCENTRATIONS.

Rcptr No.	Total Conc	Ending Day Hr	Ambient Backgnd	Total Link	Link +1	Link +2	Link +3	Link +4	Link +5	Link +6	Link +7	Link +8	Link +9	Link +10
20	1.15	(352,24)	.00	1.15	.00	.80	.00	.00	.00	.00	.35	.00	.00	.00
			Links	10+	.00	.00	.00	.00	.00	.00	.00	.00	.00	.00
21	1.15	(352,24)	.00	1.15	.00	.80	.00	.00	.00	.00	.35	.00	.00	.00
			Links	10+	.00	.00	.00	.00	.00	.00	.00	.00	.00	.00
22	1.18	(352,24)	.00	1.18	.00	.82	.00	.00	.00	.00	.35	.00	.00	.02
			Links	10+	.00	.00	.00	.00	.00	.00	.00	.00	.00	.00
23	1.17	(352,24)	.00	1.17	.00	.82	.00	.00	.00	.00	.35	.00	.00	.00
			Links	10+	.00	.00	.00	.00	.00	.00	.00	.00	.00	.00
24	1.18	(267,22)	.00	1.17	.00	.68	.09	.01	.01	.11	.21	.00	.00	.00
			Links	10+	.06	.00	.00	.00	.00	.00	.00	.00	.00	.00
25	1.19	(267,22)	.00	1.19	.00	.61	.13	.01	.01	.13	.21	.00	.00	.00
			Links	10+	.09	.00	.00	.00	.00	.00	.00	.00	.00	.00
26	1.19	(267,22)	.00	1.19	.00	.61	.14	.01	.01	.15	.15	.00	.00	.00
			Links	10+	.11	.00	.00	.00	.00	.00	.00	.00	.00	.00
27	1.23	(243, 1)	.00	1.23	.00	.50	.23	.03	.03	.19	.06	.00	.00	.00
			Links	10+	.20	.00	.00	.00	.00	.00	.00	.00	.00	.00
28	1.26	(243, 1)	.00	1.26	.00	.43	.27	.03	.03	.21	.03	.00	.01	.00
			Links	10+	.24	.00	.00	.00	.00	.00	.00	.00	.00	.00
29	1.31	(267,22)	.00	1.31	.00	.45	.24	.01	.03	.22	.06	.00	.03	.00
			Links	10+	.28	.00	.00	.00	.00	.00	.00	.00	.00	.00
30	1.45	(267,23)	.00	1.45	.00	.30	.40	.01	.03	.25	.00	.00	.03	.00
			Links	10+	.44	.00	.00	.00	.00	.00	.00	.00	.00	.00
31	1.57	(297,15)	.00	1.57	.00	.40	.27	.00	.00	.26	.13	.00	.00	.00
			Links	10+	.51	.00	.00	.00	.00	.00	.00	.00	.00	.00
32	1.99	(297,15)	.00	1.99	.00	.03	.51	.00	.00	.30	.03	.00	.03	.00
			Links	10+	1.09	.00	.00	.00	.00	.00	.00	.00	.00	.00
33	1.93	(114,13)	.00	1.93	.00	.03	.50	.00	.00	.27	.04	.00	.01	.00
			Links	10+	1.07	.00	.00	.00	.00	.00	.00	.00	.00	.00
34	1.79	(114,13)	.00	1.79	.00	.00	.50	.00	.00	.30	.03	.00	.01	.00
			Links	10+	.94	.00	.00	.00	.00	.00	.00	.00	.00	.00
35	1.65	(27,14)	.00	1.65	.00	.30	.33	.00	.00	.08	.27	.00	.00	.00
			Links	10+	.68	.00	.00	.00	.00	.00	.00	.00	.00	.00
36	1.44	(27,14)	.00	1.44	.00	.23	.39	.00	.00	.09	.26	.00	.00	.00
			Links	10+	.48	.00	.00	.00	.00	.00	.00	.00	.00	.00
37	1.32	(27,13)	.00	1.33	.00	.21	.43	.00	.00	.13	.23	.00	.00	.00
			Links	10+	.34	.00	.00	.00	.00	.00	.00	.00	.00	.00
38	1.16	(27,13)	.00	1.16	.00	.16	.45	.00	.00	.13	.20	.00	.00	.00
			Links	10+	.23	.00	.00	.00	.00	.00	.00	.00	.00	.00

JOB: HSS FDR Air Quality Existing/70' Jets

RUN: FDR DRIVE BET E 67TH-75TH STS/70' JETS

LINK CONTRIBUTION TABLES

SECOND HIGHEST 8-HOUR AVERAGED LINK CONTRIBUTIONS
IN PARTS PER MILLION (PPM)
INCLUDING AMBIENT BACKGROUND CONCENTRATIONS.

Rcptr No.	Total Conc	Ending Day Hr	Ambient Backgnd	Total Link	Link +1	Link +2	Link +3	Link +4	Link +5	Link +6	Link +7	Link +8	Link +9	Link +10
39	1.10	(27,13)	.00	1.10	.00	.15	.45	.00	.00	.14	.19	.00	.00	.00
				Links 10+	.18	.00	.00	.00	.00	.00	.00	.00	.00	.00
40	1.07	(304,21)	.00	1.07	.00	.03	.62	.02	.02	.27	.05	.00	.03	.00
				Links 10+	.03	.00	.00	.00	.00	.00	.00	.00	.00	.00
41	1.05	(304,21)	.00	1.05	.00	.03	.62	.02	.02	.27	.03	.00	.03	.00
				Links 10+	.03	.00	.00	.00	.00	.00	.00	.00	.00	.00
42	1.03	(304,21)	.00	1.03	.00	.03	.62	.02	.02	.27	.03	.00	.03	.00
				Links 10+	.02	.00	.00	.00	.00	.00	.00	.00	.00	.00
43	1.05	(304,21)	.00	1.05	.00	.03	.62	.02	.03	.27	.03	.00	.03	.00
				Links 10+	.02	.00	.00	.00	.00	.00	.00	.00	.00	.00
44	1.07	(352,24)	.00	1.07	.00	.07	.60	.00	.00	.25	.07	.00	.02	.00
				Links 10+	.07	.00	.00	.00	.00	.00	.00	.00	.00	.00
45	1.05	(352,24)	.00	1.05	.00	.07	.60	.00	.00	.25	.07	.00	.02	.00
				Links 10+	.05	.00	.00	.00	.00	.00	.00	.00	.00	.00
46	1.03	(304,21)	.00	1.03	.00	.02	.62	.03	.05	.25	.02	.00	.03	.00
				Links 10+	.02	.00	.00	.00	.00	.00	.00	.00	.00	.00
47	1.03	(304,21)	.00	1.03	.00	.02	.62	.03	.05	.25	.02	.00	.03	.00
				Links 10+	.02	.00	.00	.00	.00	.00	.00	.00	.00	.00
48	1.03	(352,24)	.00	1.03	.00	.07	.62	.00	.00	.27	.07	.00	.02	.00
				Links 10+	.00	.00	.00	.00	.00	.00	.00	.00	.00	.00
49	1.03	(304,21)	.00	1.03	.00	.02	.58	.05	.07	.25	.02	.00	.03	.00
				Links 10+	.02	.00	.00	.00	.00	.00	.00	.00	.00	.00
50	1.05	(304,21)	.00	1.05	.00	.02	.60	.07	.08	.23	.02	.00	.03	.00
				Links 10+	.00	.00	.00	.00	.00	.00	.00	.00	.00	.00
51	1.03	(304,21)	.00	1.03	.00	.02	.58	.07	.12	.22	.02	.00	.02	.00
				Links 10+	.00	.00	.00	.00	.00	.00	.00	.00	.00	.00
52	1.03	(304,21)	.00	1.03	.00	.02	.57	.10	.13	.20	.02	.00	.00	.00
				Links 10+	.00	.00	.00	.00	.00	.00	.00	.00	.00	.00
53	1.00	(304,21)	.00	1.00	.00	.02	.52	.13	.17	.15	.02	.00	.00	.00
				Links 10+	.00	.00	.00	.00	.00	.00	.00	.00	.00	.00
54	1.08	(304,21)	.00	1.08	.00	.02	.50	.20	.23	.12	.02	.00	.00	.00
				Links 10+	.00	.00	.00	.00	.00	.00	.00	.00	.00	.00
55	1.02	(304,21)	.00	1.02	.00	.02	.35	.32	.25	.07	.02	.00	.00	.00
				Links 10+	.00	.00	.00	.00	.00	.00	.00	.00	.00	.00
56	1.02	(304,21)	.00	1.02	.00	.02	.17	.48	.28	.05	.02	.00	.00	.00
				Links 10+	.00	.00	.00	.00	.00	.00	.00	.00	.00	.00
57	1.40	(238,17)	.00	1.40	.45	.08	.00	.00	.00	.00	.10	.27	.00	.00
				Links 10+	.00	.50	.00	.00	.00	.00	.00	.00	.00	.00

DATE : 7/22/ 8
TIME : 14: 8:22

JOB: HSS FDR Air Quality Existing/70' Jets

RUN: FDR DRIVE BET E 67TH-75TH STS/70' JETS

LINK CONTRIBUTION TABLES

SECOND HIGHEST 8-HOUR AVERAGED LINK CONTRIBUTIONS
IN PARTS PER MILLION (PPM)
INCLUDING AMBIENT BACKGROUND CONCENTRATIONS.

Rcptr No.	Total Conc	Ending Day Hr	Ambient Backgnd	Total Link	Link +1	Link +2	Link +3	Link +4	Link +5	Link +6	Link +7	Link +8	Link +9	Link +10
58	1.41	(297,15)	.00	1.41	.44	.13	.00	.00	.00	.00	.19	.21	.00	.00
			Links	10+	.00	.44	.00	.00	.00	.00	.00	.00	.00	.00
59	1.41	(297,15)	.00	1.41	.49	.09	.00	.00	.00	.00	.13	.27	.00	.00
			Links	10+	.00	.44	.00	.00	.00	.00	.00	.00	.00	.00
60	1.26	(297,15)	.00	1.26	.51	.06	.00	.00	.00	.00	.07	.30	.00	.00
			Links	10+	.00	.31	.00	.00	.00	.00	.00	.00	.00	.00

MAXIMUM 1-HOUR AVERAGED LINK CONTRIBUTIONS
IN PARTS PER MILLION (PPM)
INCLUDING AMBIENT BACKGROUND CONCENTRATIONS.

Rcptr No.	Total Conc	Ending Day Hr	Ambient Backgnd	Total Link	Link +1	Link +2	Link +3	Link +4	Link +5	Link +6	Link +7	Link +8	Link +9	Link +10
1	2.50	(192,16)	.00	2.50	.20	1.30	.00	.00	.00	.00	.70	.10	.00	.10
			Links	10+	.00	.10	.00	.00	.00	.00	.00	.00	.00	.00
2	2.60	(24,17)	.00	2.60	.50	.60	.00	.00	.00	.00	.10	.50	.00	.00
			Links	10+	.00	.90	.00	.00	.00	.00	.00	.00	.00	.00
3	2.60	(24,17)	.00	2.60	.20	1.10	.00	.00	.00	.00	.20	.40	.00	.00
			Links	10+	.00	.70	.00	.00	.00	.00	.00	.00	.00	.00
4	2.70	(21, 8)	.00	2.70	.40	1.10	.00	.00	.00	.00	.10	.50	.00	.00
			Links	10+	.00	.60	.00	.00	.00	.00	.00	.00	.00	.00
5	2.70	(21, 8)	.00	2.70	.30	1.20	.00	.00	.00	.00	.30	.40	.00	.00
			Links	10+	.00	.50	.00	.00	.00	.00	.00	.00	.00	.00
6	2.60	(21, 8)	.00	2.60	.20	1.30	.00	.00	.00	.00	.40	.30	.00	.00
			Links	10+	.00	.40	.00	.00	.00	.00	.00	.00	.00	.00
7	2.40	(21, 8)	.00	2.40	.10	1.30	.00	.00	.00	.00	.40	.30	.00	.00
			Links	10+	.00	.30	.00	.00	.00	.00	.00	.00	.00	.00
8	2.50	(21, 8)	.00	2.50	.10	1.40	.00	.00	.00	.00	.50	.20	.00	.00
			Links	10+	.00	.30	.00	.00	.00	.00	.00	.00	.00	.00
9	2.50	(21, 8)	.00	2.50	.10	1.40	.00	.00	.00	.00	.60	.20	.00	.00
			Links	10+	.00	.20	.00	.00	.00	.00	.00	.00	.00	.00
10	2.50	(21, 8)	.00	2.50	.10	1.40	.00	.00	.00	.00	.60	.20	.00	.00
			Links	10+	.00	.20	.00	.00	.00	.00	.00	.00	.00	.00
11	2.40	(21, 8)	.00	2.40	.10	1.40	.00	.00	.00	.00	.70	.10	.00	.00
			Links	10+	.00	.10	.00	.00	.00	.00	.00	.00	.00	.00
12	2.40	(21, 8)	.00	2.40	.10	1.40	.00	.00	.00	.00	.70	.10	.00	.00
			Links	10+	.00	.10	.00	.00	.00	.00	.00	.00	.00	.00

LINK CONTRIBUTION TABLES

MAXIMUM 1-HOUR AVERAGED LINK CONTRIBUTIONS
IN PARTS PER MILLION (PPM)
INCLUDING AMBIENT BACKGROUND CONCENTRATIONS.

Rcptr No.	Total Conc	Ending Day Hr	Ambient Backgnd	Total Link	Link +1	Link +2	Link +3	Link +4	Link +5	Link +6	Link +7	Link +8	Link +9	Link +10
13	2.40	(21, 8)	.00	2.40	.00	1.50	.00	.00	.00	.00	.70	.10	.00	.00
				Links 10+	.00	.10	.00	.00	.00	.00	.00	.00	.00	.00
14	2.40	(21, 8)	.00	2.40	.00	1.50	.00	.00	.00	.00	.70	.10	.00	.00
				Links 10+	.00	.10	.00	.00	.00	.00	.00	.00	.00	.00
15	2.40	(21, 8)	.00	2.40	.00	1.50	.00	.00	.00	.00	.70	.10	.00	.00
				Links 10+	.00	.10	.00	.00	.00	.00	.00	.00	.00	.00
16	2.50	(21, 8)	.00	2.50	.00	1.50	.00	.00	.00	.00	.70	.10	.00	.10
				Links 10+	.00	.10	.00	.00	.00	.00	.00	.00	.00	.00
17	2.50	(21, 8)	.00	2.50	.00	1.50	.00	.00	.00	.00	.80	.10	.00	.10
				Links 10+	.00	.00	.00	.00	.00	.00	.00	.00	.00	.00
18	2.40	(21, 8)	.00	2.40	.00	1.50	.00	.00	.00	.00	.80	.00	.00	.10
				Links 10+	.00	.00	.00	.00	.00	.00	.00	.00	.00	.00
19	2.40	(21, 8)	.00	2.40	.00	1.50	.00	.00	.00	.00	.80	.00	.00	.10
				Links 10+	.00	.00	.00	.00	.00	.00	.00	.00	.00	.00
20	2.40	(21, 8)	.00	2.40	.00	1.50	.00	.00	.00	.00	.80	.00	.00	.10
				Links 10+	.00	.00	.00	.00	.00	.00	.00	.00	.00	.00
21	2.40	(21, 8)	.00	2.40	.00	1.50	.00	.00	.00	.00	.80	.00	.00	.10
				Links 10+	.00	.00	.00	.00	.00	.00	.00	.00	.00	.00
22	2.40	(21, 8)	.00	2.40	.00	1.50	.00	.00	.00	.00	.80	.00	.00	.10
				Links 10+	.00	.00	.00	.00	.00	.00	.00	.00	.00	.00
23	2.40	(21, 8)	.00	2.40	.00	1.50	.00	.00	.00	.00	.80	.00	.00	.10
				Links 10+	.00	.00	.00	.00	.00	.00	.00	.00	.00	.00
24	2.40	(21, 8)	.00	2.40	.00	1.50	.00	.00	.00	.00	.80	.00	.00	.10
				Links 10+	.00	.00	.00	.00	.00	.00	.00	.00	.00	.00
25	2.40	(21, 8)	.00	2.40	.00	1.50	.00	.00	.00	.00	.80	.00	.00	.10
				Links 10+	.00	.00	.00	.00	.00	.00	.00	.00	.00	.00
26	2.40	(21, 8)	.00	2.40	.00	1.50	.00	.00	.00	.00	.80	.00	.00	.10
				Links 10+	.00	.00	.00	.00	.00	.00	.00	.00	.00	.00
27	2.40	(192,16)	.00	2.40	.00	1.30	.20	.00	.00	.20	.50	.00	.00	.00
				Links 10+	.20	.00	.00	.00	.00	.00	.00	.00	.00	.00
28	2.50	(307,21)	.00	2.50	.00	.80	.50	.10	.10	.40	.10	.00	.10	.00
				Links 10+	.40	.00	.00	.00	.00	.00	.00	.00	.00	.00
29	2.60	(307,21)	.00	2.60	.00	.70	.60	.10	.10	.40	.00	.00	.10	.00
				Links 10+	.60	.00	.00	.00	.00	.00	.00	.00	.00	.00
30	2.80	(304,18)	.00	2.80	.00	.80	.50	.00	.00	.50	.10	.00	.10	.00
				Links 10+	.80	.00	.00	.00	.00	.00	.00	.00	.00	.00
31	3.30	(304,18)	.00	3.30	.00	.30	.80	.00	.00	.60	.00	.00	.10	.00
				Links 10+	1.50	.00	.00	.00	.00	.00	.00	.00	.00	.00

JOB: HSS FDR Air Quality Existing/70' Jets

RUN: FDR DRIVE BET E 67TH-75TH STS/70' JETS

LINK CONTRIBUTION TABLES

MAXIMUM 1-HOUR AVERAGED LINK CONTRIBUTIONS
IN PARTS PER MILLION (PPM)
INCLUDING AMBIENT BACKGROUND CONCENTRATIONS.

Rcptr No.	Total Conc	Ending Day Hr	Ambient Backgnd	Total Link	Link +1	Link +2	Link +3	Link +4	Link +5	Link +6	Link +7	Link +8	Link +9	Link +10
32	3.70	(192,16)	.00	3.70	.00	.10	1.10	.00	.00	.50	.00	.00	.10	.00
				Links 10+	1.90	.00	.00	.00	.00	.00	.00	.00	.00	.00
33	3.50	(192,16)	.00	3.50	.00	.00	1.20	.00	.00	.60	.00	.00	.10	.00
				Links 10+	1.60	.00	.00	.00	.00	.00	.00	.00	.00	.00
34	3.90	(21, 8)	.00	3.90	.00	.70	.70	.00	.00	.00	.80	.00	.00	.10
				Links 10+	1.60	.00	.00	.00	.00	.00	.00	.00	.00	.00
35	3.80	(21, 8)	.00	3.80	.00	.50	.80	.00	.00	.10	.60	.00	.00	.10
				Links 10+	1.70	.00	.00	.00	.00	.00	.00	.00	.00	.00
36	3.40	(21, 8)	.00	3.40	.00	.40	1.00	.00	.00	.20	.50	.00	.00	.10
				Links 10+	1.20	.00	.00	.00	.00	.00	.00	.00	.00	.00
37	2.80	(225, 7)	.00	2.80	.00	.50	.80	.00	.00	.10	.60	.00	.00	.10
				Links 10+	.70	.00	.00	.00	.00	.00	.00	.00	.00	.00
38	2.50	(21, 8)	.00	2.50	.00	.20	1.10	.00	.00	.40	.40	.00	.00	.00
				Links 10+	.40	.00	.00	.00	.00	.00	.00	.00	.00	.00
39	2.40	(225, 7)	.00	2.40	.00	.40	.90	.00	.00	.20	.50	.00	.00	.00
				Links 10+	.40	.00	.00	.00	.00	.00	.00	.00	.00	.00
40	2.30	(208,20)	.00	2.30	.00	.40	1.00	.00	.00	.20	.40	.00	.00	.00
				Links 10+	.30	.00	.00	.00	.00	.00	.00	.00	.00	.00
41	2.30	(225, 7)	.00	2.30	.00	.30	1.00	.00	.00	.30	.40	.00	.00	.00
				Links 10+	.30	.00	.00	.00	.00	.00	.00	.00	.00	.00
42	2.10	(21, 8)	.00	2.10	.00	.10	1.10	.00	.00	.50	.20	.00	.10	.00
				Links 10+	.10	.00	.00	.00	.00	.00	.00	.00	.00	.00
43	2.10	(225, 7)	.00	2.10	.00	.20	1.00	.00	.00	.40	.30	.00	.00	.00
				Links 10+	.20	.00	.00	.00	.00	.00	.00	.00	.00	.00
44	2.20	(21, 8)	.00	2.20	.00	.10	1.20	.00	.00	.60	.10	.00	.10	.00
				Links 10+	.10	.00	.00	.00	.00	.00	.00	.00	.00	.00
45	2.20	(21, 8)	.00	2.20	.00	.10	1.20	.00	.00	.60	.10	.00	.10	.00
				Links 10+	.10	.00	.00	.00	.00	.00	.00	.00	.00	.00
46	2.10	(21, 8)	.00	2.10	.00	.10	1.20	.00	.00	.60	.10	.00	.10	.00
				Links 10+	.00	.00	.00	.00	.00	.00	.00	.00	.00	.00
47	2.10	(21, 8)	.00	2.10	.00	.10	1.20	.00	.00	.60	.10	.00	.10	.00
				Links 10+	.00	.00	.00	.00	.00	.00	.00	.00	.00	.00
48	2.10	(225, 7)	.00	2.10	.00	.20	1.10	.00	.00	.50	.20	.00	.00	.00
				Links 10+	.10	.00	.00	.00	.00	.00	.00	.00	.00	.00
49	2.00	(21, 8)	.00	2.00	.00	.00	1.20	.00	.00	.60	.10	.00	.10	.00
				Links 10+	.00	.00	.00	.00	.00	.00	.00	.00	.00	.00
50	2.10	(208,20)	.00	2.10	.00	.20	1.20	.00	.00	.40	.20	.00	.00	.00
				Links 10+	.10	.00	.00	.00	.00	.00	.00	.00	.00	.00

JOB: HSS FDR Air Quality Existing/70' Jets

RUN: FDR DRIVE BET E 67TH-75TH STS/70' JETS

LINK CONTRIBUTION TABLES

MAXIMUM 1-HOUR AVERAGED LINK CONTRIBUTIONS
IN PARTS PER MILLION (PPM)
INCLUDING AMBIENT BACKGROUND CONCENTRATIONS.

Rcptr No.	Total Conc	Ending Day Hr	Ambient Backgnd	Total Link	Link +1	Link +2	Link +3	Link +4	Link +5	Link +6	Link +7	Link +8	Link +9	Link +10
51	2.10	(208,20)	.00	2.10	.00	.20	1.10	.00	.00	.40	.20	.00	.10	.00
			Links	10+	.10	.00	.00	.00	.00	.00	.00	.00	.00	.00
52	2.10	(225, 7)	.00	2.10	.00	.10	1.10	.00	.00	.50	.20	.00	.10	.00
			Links	10+	.10	.00	.00	.00	.00	.00	.00	.00	.00	.00
53	2.10	(225, 7)	.00	2.10	.00	.10	1.10	.00	.00	.50	.20	.00	.10	.00
			Links	10+	.10	.00	.00	.00	.00	.00	.00	.00	.00	.00
54	2.10	(304,18)	.00	2.10	.00	.00	.80	.50	.70	.10	.00	.00	.00	.00
			Links	10+	.00	.00	.00	.00	.00	.00	.00	.00	.00	.00
55	1.90	(21, 8)	.00	1.90	.00	.00	1.20	.00	.00	.60	.00	.00	.10	.00
			Links	10+	.00	.00	.00	.00	.00	.00	.00	.00	.00	.00
56	1.90	(21, 8)	.00	1.90	.00	.00	1.20	.00	.00	.60	.00	.00	.10	.00
			Links	10+	.00	.00	.00	.00	.00	.00	.00	.00	.00	.00
57	2.40	(11, 8)	.00	2.40	.80	.00	.00	.00	.00	.00	.00	.50	.00	.00
			Links	10+	.00	1.10	.00	.00	.00	.00	.00	.00	.00	.00
58	2.70	(192,16)	.00	2.70	.80	.50	.00	.00	.00	.00	.40	.30	.00	.00
			Links	10+	.00	.70	.00	.00	.00	.00	.00	.00	.00	.00
59	2.60	(192,16)	.00	2.60	.90	.30	.00	.00	.00	.00	.30	.40	.00	.00
			Links	10+	.00	.70	.00	.00	.00	.00	.00	.00	.00	.00
60	2.60	(304,18)	.00	2.60	1.00	.20	.00	.00	.00	.00	.40	.30	.00	.00
			Links	10+	.00	.70	.00	.00	.00	.00	.00	.00	.00	.00

SECOND HIGHEST 1-HOUR AVERAGED LINK CONTRIBUTIONS
IN PARTS PER MILLION (PPM)
INCLUDING AMBIENT BACKGROUND CONCENTRATIONS.

Rcptr No.	Total Conc	Ending Day Hr	Ambient Backgnd	Total Link	Link +1	Link +2	Link +3	Link +4	Link +5	Link +6	Link +7	Link +8	Link +9	Link +10
1	2.40	(24,17)	.00	2.40	.90	.10	.00	.00	.00	.00	.00	.60	.00	.00
			Links	10+	.00	.80	.00	.00	.00	.00	.00	.00	.00	.00
2	2.30	(192,16)	.00	2.30	.00	1.50	.00	.00	.00	.00	.70	.00	.00	.10
			Links	10+	.00	.00	.00	.00	.00	.00	.00	.00	.00	.00
3	2.60	(21, 8)	.00	2.60	.60	.80	.00	.00	.00	.00	.00	.60	.00	.00
			Links	10+	.00	.60	.00	.00	.00	.00	.00	.00	.00	.00
4	2.30	(24,17)	.00	2.30	.10	1.20	.00	.00	.00	.00	.40	.20	.00	.00
			Links	10+	.00	.40	.00	.00	.00	.00	.00	.00	.00	.00
5	2.30	(192,16)	.00	2.30	.00	1.50	.00	.00	.00	.00	.70	.00	.00	.10
			Links	10+	.00	.00	.00	.00	.00	.00	.00	.00	.00	.00

JOB: HSS FDR Air Quality Existing/70' Jets

RUN: FDR DRIVE BET E 67TH-75TH STS/70' JETS

LINK CONTRIBUTION TABLES

SECOND HIGHEST 1-HOUR AVERAGED LINK CONTRIBUTIONS
IN PARTS PER MILLION (PPM)
INCLUDING AMBIENT BACKGROUND CONCENTRATIONS.

Rcptr No.	Total Conc	Ending Day Hr	Ambient Backgnd	Total Link	Link +1	Link +2	Link +3	Link +4	Link +5	Link +6	Link +7	Link +8	Link +9	Link +10
6	2.30	(192,16)	.00	2.30	.00	1.50	.00	.00	.00	.00	.70	.00	.00	.10
				Links 10+	.00	.00	.00	.00	.00	.00	.00	.00	.00	.00
7	2.20	(192,16)	.00	2.20	.00	1.40	.00	.00	.00	.00	.70	.00	.00	.10
				Links 10+	.00	.00	.00	.00	.00	.00	.00	.00	.00	.00
8	2.30	(192,16)	.00	2.30	.00	1.50	.00	.00	.00	.00	.70	.00	.00	.10
				Links 10+	.00	.00	.00	.00	.00	.00	.00	.00	.00	.00
9	2.30	(192,16)	.00	2.30	.00	1.50	.00	.00	.00	.00	.70	.00	.00	.10
				Links 10+	.00	.00	.00	.00	.00	.00	.00	.00	.00	.00
10	2.30	(192,16)	.00	2.30	.00	1.50	.00	.00	.00	.00	.70	.00	.00	.10
				Links 10+	.00	.00	.00	.00	.00	.00	.00	.00	.00	.00
11	2.30	(192,16)	.00	2.30	.00	1.50	.00	.00	.00	.00	.70	.00	.00	.10
				Links 10+	.00	.00	.00	.00	.00	.00	.00	.00	.00	.00
12	2.20	(192,16)	.00	2.20	.00	1.40	.00	.00	.00	.00	.70	.00	.00	.10
				Links 10+	.00	.00	.00	.00	.00	.00	.00	.00	.00	.00
13	2.30	(192,16)	.00	2.30	.00	1.50	.00	.00	.00	.00	.70	.00	.00	.10
				Links 10+	.00	.00	.00	.00	.00	.00	.00	.00	.00	.00
14	2.20	(192,16)	.00	2.20	.00	1.40	.00	.00	.00	.00	.70	.00	.00	.10
				Links 10+	.00	.00	.00	.00	.00	.00	.00	.00	.00	.00
15	2.20	(192,16)	.00	2.20	.00	1.40	.00	.00	.00	.00	.70	.00	.00	.10
				Links 10+	.00	.00	.00	.00	.00	.00	.00	.00	.00	.00
16	2.20	(192,16)	.00	2.20	.00	1.40	.00	.00	.00	.00	.70	.00	.00	.10
				Links 10+	.00	.00	.00	.00	.00	.00	.00	.00	.00	.00
17	2.20	(116,21)	.00	2.20	.00	1.20	.20	.10	.10	.20	.30	.00	.00	.00
				Links 10+	.10	.00	.00	.00	.00	.00	.00	.00	.00	.00
18	2.30	(225, 7)	.00	2.30	.10	1.40	.00	.00	.00	.00	.60	.10	.00	.00
				Links 10+	.00	.10	.00	.00	.00	.00	.00	.00	.00	.00
19	2.30	(225, 7)	.00	2.30	.10	1.40	.00	.00	.00	.00	.60	.10	.00	.00
				Links 10+	.00	.10	.00	.00	.00	.00	.00	.00	.00	.00
20	2.30	(192,16)	.00	2.30	.00	1.40	.10	.00	.00	.10	.70	.00	.00	.00
				Links 10+	.00	.00	.00	.00	.00	.00	.00	.00	.00	.00
21	2.30	(192,16)	.00	2.30	.00	1.40	.10	.00	.00	.10	.70	.00	.00	.00
				Links 10+	.00	.00	.00	.00	.00	.00	.00	.00	.00	.00
22	2.30	(208,20)	.00	2.30	.10	1.50	.00	.00	.00	.00	.50	.10	.00	.00
				Links 10+	.00	.10	.00	.00	.00	.00	.00	.00	.00	.00
23	2.30	(192,16)	.00	2.30	.00	1.40	.10	.00	.00	.10	.60	.00	.00	.00
				Links 10+	.10	.00	.00	.00	.00	.00	.00	.00	.00	.00
24	2.30	(307,21)	.00	2.30	.00	1.20	.20	.00	.10	.30	.30	.00	.00	.00
				Links 10+	.20	.00	.00	.00	.00	.00	.00	.00	.00	.00

JOB: HSS FDR Air Quality Existing/70' Jets

RUN: FDR DRIVE BET E 67TH-75TH STS/70' JETS

LINK CONTRIBUTION TABLES

SECOND HIGHEST 1-HOUR AVERAGED LINK CONTRIBUTIONS
IN PARTS PER MILLION (PPM)
INCLUDING AMBIENT BACKGROUND CONCENTRATIONS.

Rcptr No.	Total Conc	Ending Day Hr	Ambient Backgnd	Total Link	Link +1	Link +2	Link +3	Link +4	Link +5	Link +6	Link +7	Link +8	Link +9	Link +10
25	2.20	(307,21)	.00	2.20	.00	1.10	.30	.00	.10	.30	.20	.00	.00	.00
				Links 10+	.20	.00	.00	.00	.00	.00	.00	.00	.00	.00
26	2.30	(307,21)	.00	2.30	.00	1.00	.30	.00	.10	.30	.20	.00	.10	.00
				Links 10+	.30	.00	.00	.00	.00	.00	.00	.00	.00	.00
27	2.40	(21, 8)	.00	2.40	.00	1.50	.00	.00	.00	.00	.80	.00	.00	.10
				Links 10+	.00	.00	.00	.00	.00	.00	.00	.00	.00	.00
28	2.40	(21, 8)	.00	2.40	.00	1.50	.00	.00	.00	.00	.80	.00	.00	.10
				Links 10+	.00	.00	.00	.00	.00	.00	.00	.00	.00	.00
29	2.50	(304,18)	.00	2.50	.00	1.10	.30	.00	.00	.40	.20	.00	.10	.00
				Links 10+	.40	.00	.00	.00	.00	.00	.00	.00	.00	.00
30	2.80	(307,21)	.00	2.80	.00	.50	.80	.10	.10	.40	.00	.00	.10	.00
				Links 10+	.80	.00	.00	.00	.00	.00	.00	.00	.00	.00
31	3.10	(192,16)	.00	3.10	.00	.70	.70	.00	.00	.40	.20	.00	.10	.00
				Links 10+	1.00	.00	.00	.00	.00	.00	.00	.00	.00	.00
32	3.70	(252, 8)	.00	3.70	.00	.00	1.00	.00	.00	.60	.00	.00	.10	.00
				Links 10+	2.00	.00	.00	.00	.00	.00	.00	.00	.00	.00
33	3.40	(24,17)	.00	3.40	.00	.40	.70	.00	.00	.10	.60	.00	.00	.10
				Links 10+	1.50	.00	.00	.00	.00	.00	.00	.00	.00	.00
34	3.70	(24,17)	.00	3.70	.00	.20	.90	.00	.00	.20	.40	.00	.00	.00
				Links 10+	2.00	.00	.00	.00	.00	.00	.00	.00	.00	.00
35	3.30	(47,10)	.00	3.30	.00	.50	.60	.00	.00	.10	.60	.00	.00	.10
				Links 10+	1.40	.00	.00	.00	.00	.00	.00	.00	.00	.00
36	3.10	(208,20)	.00	3.10	.00	.70	.70	.00	.00	.10	.60	.00	.00	.10
				Links 10+	.90	.00	.00	.00	.00	.00	.00	.00	.00	.00
37	2.70	(208,20)	.00	2.70	.00	.60	.80	.00	.00	.10	.50	.00	.00	.00
				Links 10+	.70	.00	.00	.00	.00	.00	.00	.00	.00	.00
38	2.50	(208,20)	.00	2.50	.00	.50	.90	.00	.00	.10	.50	.00	.00	.00
				Links 10+	.50	.00	.00	.00	.00	.00	.00	.00	.00	.00
39	2.30	(21, 8)	.00	2.30	.00	.20	1.10	.00	.00	.40	.30	.00	.00	.00
				Links 10+	.30	.00	.00	.00	.00	.00	.00	.00	.00	.00
40	2.20	(21, 8)	.00	2.20	.00	.10	1.10	.00	.00	.50	.30	.00	.00	.00
				Links 10+	.20	.00	.00	.00	.00	.00	.00	.00	.00	.00
41	2.20	(21, 8)	.00	2.20	.00	.10	1.10	.00	.00	.50	.20	.00	.10	.00
				Links 10+	.20	.00	.00	.00	.00	.00	.00	.00	.00	.00
42	2.10	(208,20)	.00	2.10	.00	.30	1.00	.00	.00	.30	.30	.00	.00	.00
				Links 10+	.20	.00	.00	.00	.00	.00	.00	.00	.00	.00
43	2.10	(21, 8)	.00	2.10	.00	.10	1.10	.00	.00	.50	.20	.00	.10	.00
				Links 10+	.10	.00	.00	.00	.00	.00	.00	.00	.00	.00

JOB: HSS FDR Air Quality Existing/70' Jets

RUN: FDR DRIVE BET E 67TH-75TH STS/70' JETS

LINK CONTRIBUTION TABLES

SECOND HIGHEST 1-HOUR AVERAGED LINK CONTRIBUTIONS
IN PARTS PER MILLION (PPM)
INCLUDING AMBIENT BACKGROUND CONCENTRATIONS.

Rcptr No.	Total Conc	Ending Day Hr	Ambient Backgnd	Total Link	Link +1	Link +2	Link +3	Link +4	Link +5	Link +6	Link +7	Link +8	Link +9	Link +10
44	2.00	(225, 7)	.00	2.00	.00	.20	1.00	.00	.00	.40	.30	.00	.00	.00
				Links 10+	.10	.00	.00	.00	.00	.00	.00	.00	.00	.00
45	2.10	(225, 7)	.00	2.10	.00	.20	1.10	.00	.00	.40	.30	.00	.00	.00
				Links 10+	.10	.00	.00	.00	.00	.00	.00	.00	.00	.00
46	2.00	(225, 7)	.00	2.00	.00	.20	1.10	.00	.00	.40	.20	.00	.00	.00
				Links 10+	.10	.00	.00	.00	.00	.00	.00	.00	.00	.00
47	2.00	(208,20)	.00	2.00	.00	.20	1.10	.00	.00	.40	.20	.00	.00	.00
				Links 10+	.10	.00	.00	.00	.00	.00	.00	.00	.00	.00
48	2.00	(21, 8)	.00	2.00	.00	.00	1.20	.00	.00	.60	.10	.00	.10	.00
				Links 10+	.00	.00	.00	.00	.00	.00	.00	.00	.00	.00
49	2.00	(208,20)	.00	2.00	.00	.20	1.10	.00	.00	.40	.20	.00	.00	.00
				Links 10+	.10	.00	.00	.00	.00	.00	.00	.00	.00	.00
50	2.00	(21, 8)	.00	2.00	.00	.00	1.20	.00	.00	.60	.10	.00	.10	.00
				Links 10+	.00	.00	.00	.00	.00	.00	.00	.00	.00	.00
51	2.00	(21, 8)	.00	2.00	.00	.00	1.20	.00	.00	.60	.10	.00	.10	.00
				Links 10+	.00	.00	.00	.00	.00	.00	.00	.00	.00	.00
52	2.00	(21, 8)	.00	2.00	.00	.00	1.20	.00	.00	.60	.10	.00	.10	.00
				Links 10+	.00	.00	.00	.00	.00	.00	.00	.00	.00	.00
53	2.00	(21, 8)	.00	2.00	.00	.00	1.20	.00	.00	.60	.10	.00	.10	.00
				Links 10+	.00	.00	.00	.00	.00	.00	.00	.00	.00	.00
54	1.90	(21, 8)	.00	1.90	.00	.00	1.20	.00	.00	.60	.00	.00	.10	.00
				Links 10+	.00	.00	.00	.00	.00	.00	.00	.00	.00	.00
55	1.90	(192,16)	.00	1.90	.00	.00	.60	.60	.50	.20	.00	.00	.00	.00
				Links 10+	.00	.00	.00	.00	.00	.00	.00	.00	.00	.00
56	1.90	(208,20)	.00	1.90	.00	.10	1.20	.00	.00	.40	.10	.00	.10	.00
				Links 10+	.00	.00	.00	.00	.00	.00	.00	.00	.00	.00
57	2.40	(192,16)	.00	2.40	.60	.70	.00	.00	.00	.00	.50	.20	.00	.00
				Links 10+	.00	.40	.00	.00	.00	.00	.00	.00	.00	.00
58	2.50	(344,17)	.00	2.50	.80	.00	.00	.00	.00	.00	.10	.50	.00	.00
				Links 10+	.00	1.10	.00	.00	.00	.00	.00	.00	.00	.00
59	2.50	(252, 8)	.00	2.50	.90	.10	.00	.00	.00	.00	.30	.40	.00	.00
				Links 10+	.00	.80	.00	.00	.00	.00	.00	.00	.00	.00
60	2.50	(252, 8)	.00	2.50	.90	.00	.00	.00	.00	.00	.20	.50	.00	.00
				Links 10+	.00	.90	.00	.00	.00	.00	.00	.00	.00	.00

JOB: HSS FDR Air Quality Existing/70' Jets

RUN: FDR DRIVE BET E 67TH-75TH STS/70' JETS

CALM DURATION FREQUENCY

Hours of Consecutive Calm Winds	Frequency of Occurrence	(Julian day/hour ending) of Significant Occurrences
1	95	(29, 7)(38,12)(47, 5)(51, 3)(52, 6)(59,23)(61, 4)(66,21)(73, 1)(75, 6) (78, 5)(83, 9)(88, 5)(90,19)(97, 8)(103, 2)(104,11)(106,14)(107, 9)(108, 4) (108, 8)(110, 2)(110,12)(110,16)(111,12)(114, 1)(114, 6)(116, 1)(119, 3)(121, 1) (125,11)(125,13)(129,23)(130, 1)(133, 3)(159, 1)(159, 4)(167,22)(168,22)(169, 5) (177,10)(180,16)(181, 2)(183,12)(192,17)(196, 8)(200,18)(212,16)(212,24)(213,24) (215,10)(215,24)(216, 2)(222,14)(225, 4)(225, 8)(231,12)(238, 5)(242,22)(247, 5) (249,13)(249,24)(250, 2)(250, 4)(250, 8)(251,24)(252, 7)(252,10)(253, 4)(254, 4) (260,15)(260,19)(260,24)(273, 1)(273, 4)(282, 2)(286,18)(290,15)(294, 1)(294, 3) (297,11)(297,22)(304,14)(304,19)(311,23)(323,11)(325, 2)(325,13)(328,21)(329, 9) (330,16)(331, 1)(344,11)(352,16)(356,13)
2	23	(38,15)(50,10)(50,14)(108,12)(117, 7)(152, 1)(167, 6)(170, 2)(179,22)(190,22) (199, 1)(213, 4)(238,11)(238,23)(246,10)(251, 8)(251,11)(252, 4)(273, 7)(329, 6) (339, 2)(343,13)(352,19)
3	8	(45, 9)(48, 1)(66,11)(130, 7)(150, 7)(239, 3)(352,13)(354, 5)
4	4	(97,13)(127,24)(177, 8)(256, 5)
5	2	(73,15)(262, 5)
7	1	(11, 1)
9	1	(169,18)
10	1	(170,20)
16	1	(299,11)

Program terminated normally

JOB: HSS FDR Air Quality Existing/70' Jets

RUN: FDR DRIVE BET E 67TH-75TH STS/70' JETS

General Information

Run start date: 1/ 1/ 3 Julian: 1
end date: 12/31/ 3 Julian: 365

A Tier 2 approach was used for input data preparation.

The MODE flag has been set to C for calculating CO averages.

Ambient background concentrations are included in the averages below.

Site & Meteorological Constants

VS = .0 CM/S VD = .0 CM/S Z0 = 175. CM ATIM = 60.

Met. Sfc. Sta. Id & Yr = 72503 2003
Upper Air Sta. Id & Yr = 94703 2003

CAUTION: The input years for the Run and Meteorological data differ. The respective values are: 3 and 2003.

Urban mixing heights were processed.

In 2003, Julian day 1 is a Wednesday.

The patterns from the input file have been assigned as follows:

Pattern # 1 is assigned to Monday.
Pattern # 1 is assigned to Tuesday.
Pattern # 1 is assigned to Wednesday.
Pattern # 1 is assigned to Thursday.
Pattern # 1 is assigned to Friday.
Pattern # 1 is assigned to Saturday.
Pattern # 1 is assigned to Sunday.

Link Data Constants - (Variable data in *.LNK file)

LINK DESCRIPTION	LINK COORDINATES (FT) X1	Y1	X2	Y2	LENGTH (FT)	BRG (DEG)	TYPE	H (FT)	W (FT)	NLANES
1. FDR N/B 67th-68th St*	-132.0	-225.0	15.0	-10.0	260.	34.	AG	.0	36.0	
2. FDR N/B 68th-71st St*	15.0	-10.0	438.0	608.0	749.	34.	AG	.0	36.0	
3. FDR N/B 71st-73rd St*	438.0	608.0	773.0	1098.0	594.	34.	AG	.0	36.0	
4. FDR N/B 73rd-75th St*	773.0	1098.0	1056.0	1625.0	598.	28.	AG	.0	36.0	
5. FDR S/B 75th-73rd St*	743.0	1118.0	1026.0	1645.0	598.	28.	AG	.0	36.0	
6. FDR S/B 73rd-71st St*	408.0	628.0	743.0	1118.0	594.	34.	AG	.0	36.0	

JOB: HSS FDR Air Quality Existing/70' Jets

RUN: FDR DRIVE BET E 67TH-75TH STS/70' JETS

Link Data Constants - (Variable data in *.LNK file)

	LINK DESCRIPTION	LINK COORDINATES (FT) X1	Y1	X2	Y2	LENGTH (FT)	BRG (DEG)	TYPE	H (FT)	W (FT)	NLANES
7.	FDR S/B 71st-68th St	-15.0	10.0	408.0	628.0	749.	34.	AG	.0	36.0	
8.	FDR S/B 68th-67th St	-162.0	-205.0	-15.0	10.0	260.	34.	AG	.0	36.0	
9.	FDR Service Rd 73-71	385.0	644.0	720.0	1134.0	594.	34.	AG	.0	32.0	
10.	FDR Service Rd 68-71	-38.0	26.0	385.0	644.0	749.	34.	AG	.0	32.0	
11.	FDR N/B 70' Jet 71St	438.0	608.0	478.0	665.0	70.	35.	AG	.0	32.0	
12.	FDR S/B 70' Jet 68St	-15.0	10.0	-55.0	-47.0	70.	215.	AG	.0	32.0	

Receptor Data

	RECEPTOR	COORDINATES (FT) X	Y	Z
1.	RECEPTOR 1	34.0	-23.0	6.0
2.	RECEPTOR 2	48.0	-4.0	6.0
3.	RECEPTOR 3	62.0	17.0	6.0
4.	RECEPTOR 4	75.0	37.0	6.0
5.	RECEPTOR 5	89.0	57.0	6.0
6.	RECEPTOR 6	103.0	77.0	6.0
7.	RECEPTOR 7	117.0	97.0	6.0
8.	RECEPTOR 8	130.0	117.0	6.0
9.	RECEPTOR 9	144.0	137.0	6.0
10.	RECEPTOR 10	158.0	158.0	6.0
11.	RECEPTOR 11	172.0	178.0	6.0
12.	RECEPTOR 12	186.0	198.0	6.0
13.	RECEPTOR 13	199.0	218.0	6.0
14.	RECEPTOR 14	213.0	238.0	6.0
15.	RECEPTOR 15	227.0	258.0	6.0
16.	RECEPTOR 16	241.0	278.0	6.0
17.	RECEPTOR 17	255.0	299.0	6.0
18.	RECEPTOR 18	268.0	319.0	6.0
19.	RECEPTOR 19	282.0	339.0	6.0
20.	RECEPTOR 20	296.0	359.0	6.0
21.	RECEPTOR 21	310.0	379.0	6.0
22.	RECEPTOR 22	323.0	399.0	6.0
23.	RECEPTOR 23	337.0	419.0	6.0
24.	RECEPTOR 24	351.0	440.0	6.0
25.	RECEPTOR 25	365.0	460.0	6.0
26.	RECEPTOR 26	379.0	480.0	6.0
27.	RECEPTOR 27	392.0	500.0	6.0
28.	RECEPTOR 28	406.0	520.0	6.0

JOB: HSS FDR Air Quality Existing/70' Jets

RUN: FDR DRIVE BET E 67TH-75TH STS/70' JETS

Receptor Data

RECEPTOR	COORDINATES (FT) X	Y	Z
29. RECEPTOR 29	420.0	540.0	6.0
30. RECEPTOR 30	434.0	561.0	6.0
31. RECEPTOR 31	447.0	581.0	6.0
32. RECEPTOR 32	461.0	601.0	6.0
33. RECEPTOR 33	475.0	621.0	6.0
34. RECEPTOR 34	489.0	641.0	6.0
35. RECEPTOR 35	503.0	661.0	6.0
36. RECEPTOR 36	516.0	681.0	6.0
37. RECEPTOR 37	530.0	702.0	6.0
38. RECEPTOR 38	544.0	722.0	6.0
39. RECEPTOR 39	558.0	742.0	6.0
40. RECEPTOR 40	571.0	762.0	6.0
41. RECEPTOR 41	585.0	782.0	6.0
42. RECEPTOR 42	599.0	802.0	6.0
43. RECEPTOR 43	613.0	822.0	6.0
44. RECEPTOR 44	627.0	843.0	6.0
45. RECEPTOR 45	640.0	863.0	6.0
46. RECEPTOR 46	654.0	883.0	6.0
47. RECEPTOR 47	668.0	903.0	6.0
48. RECEPTOR 48	682.0	923.0	6.0
49. RECEPTOR 49	696.0	943.0	6.0
50. RECEPTOR 50	709.0	964.0	6.0
51. RECEPTOR 51	723.0	984.0	6.0
52. RECEPTOR 52	737.0	1004.0	6.0
53. RECEPTOR 53	751.0	1024.0	6.0
54. RECEPTOR 54	764.0	1044.0	6.0
55. RECEPTOR 55	778.0	1064.0	6.0
56. RECEPTOR 56	792.0	1084.0	6.0
57. RECEPTOR 57	20.0	-44.0	6.0
58. RECEPTOR 58	6.0	-64.0	6.0
59. RECEPTOR 59	-7.0	-84.0	6.0
60. RECEPTOR 60	-21.0	-104.0	6.0

JOB: HSS FDR Air Quality Existing/70' Jets

RUN: FDR DRIVE BET E 67TH-75TH STS/70' JETS

Model Results

Remarks : In search of the wind direction corresponding to the maximum concentration, only the first direction, of the directions with the same maximum concentrations, is indicated as the maximum.

* MAXIMUM HOURLY CONCENTRATIONS WITH ANY AMBIENT BACKGROUND CONCENTRATIONS (BKG) ADDED
* (PPM)

*	REC1	REC2	REC3	REC4	REC5	REC6	REC7	REC8	REC9	REC10
MAX+BKG *	2.7	2.6	2.6	2.7	2.7	2.6	2.5	2.5	2.5	2.6
- BKG *	.0	.0	.0	.0	.0	.0	.0	.0	.0	.0
MAX *	2.7	2.6	2.6	2.7	2.7	2.6	2.5	2.5	2.5	2.6
WIND DIR*	24	24	24	237	237	24	1	24	237	24
JULIAN *	41	41	41	50	50	41	285	41	50	41
HOUR *	18	18	18	8	8	18	21	18	8	18

*	REC11	REC12	REC13	REC14	REC15	REC16	REC17	REC18	REC19	REC20
MAX+BKG *	2.5	2.6	2.6	2.6	2.6	2.5	2.6	2.7	2.7	2.7
- BKG *	.0	.0	.0	.0	.0	.0	.0	.0	.0	.0
MAX *	2.5	2.6	2.6	2.6	2.6	2.5	2.6	2.7	2.7	2.7
WIND DIR*	24	24	24	24	24	24	24	24	24	24
JULIAN *	41	41	41	41	41	41	41	41	41	41
HOUR *	18	18	18	18	18	18	18	18	18	18

*	REC21	REC22	REC23	REC24	REC25	REC26	REC27	REC28	REC29	REC30
MAX+BKG *	2.7	2.9	2.8	2.7	2.8	2.7	2.9	2.9	2.9	3.2
- BKG *	.0	.0	.0	.0	.0	.0	.0	.0	.0	.0
MAX *	2.7	2.9	2.8	2.7	2.8	2.7	2.9	2.9	2.9	3.2
WIND DIR*	24	24	24	24	24	24	24	24	24	24
JULIAN *	41	41	41	41	41	41	41	41	41	41
HOUR *	18	18	18	18	18	18	18	18	18	18

*	REC31	REC32	REC33	REC34	REC35	REC36	REC37	REC38	REC39	REC40
MAX+BKG *	3.7	4.3	3.7	3.9	3.8	3.4	2.9	2.7	2.5	2.5
- BKG *	.0	.0	.0	.0	.0	.0	.0	.0	.0	.0
MAX *	3.7	4.3	3.7	3.9	3.8	3.4	2.9	2.7	2.5	2.5
WIND DIR*	1	1	1	237	237	237	221	221	221	221
JULIAN *	285	285	285	50	50	50	316	316	316	316
HOUR *	21	21	21	8	8	8	17	17	17	17

JOB: HSS FDR Air Quality Existing/70' Jets

RUN: FDR DRIVE BET E 67TH-75TH STS/70' JETS

* MAXIMUM HOURLY CONCENTRATIONS WITH ANY AMBIENT BACKGROUND CONCENTRATIONS (BKG) ADDED
(PPM)

	REC41	REC42	REC43	REC44	REC45	REC46	REC47	REC48	REC49	REC50
MAX+BKG	2.3	2.2	2.1	2.2	2.2	2.1	2.1	2.0	2.0	2.1
- BKG	.0	.0	.0	.0	.0	.0	.0	.0	.0	.0
MAX	2.3	2.2	2.1	2.2	2.2	2.1	2.1	2.0	2.0	2.1
WIND DIR	233	233	24	221	221	237	24	233	24	24
JULIAN	29	29	41	316	316	50	41	29	41	41
HOUR	9	9	18	17	17	8	18	9	18	18

	REC51	REC52	REC53	REC54	REC55	REC56	REC57	REC58	REC59	REC60
MAX+BKG	2.1	2.2	2.2	2.2	2.2	2.2	2.6	2.6	2.9	3.0
- BKG	.0	.0	.0	.0	.0	.0	.0	.0	.0	.0
MAX	2.1	2.2	2.2	2.2	2.2	2.2	2.6	2.6	2.9	3.0
WIND DIR	1	221	221	1	1	221	24	322	1	1
JULIAN	285	316	316	285	285	316	41	172	285	285
HOUR	21	17	17	21	21	17	18	16	21	21

THE HIGHEST CONCENTRATION OF 4.30 PPM OCCURRED AT RECEPTOR REC32.

JOB: HSS FDR Air Quality Existing/70' Jets

RUN: FDR DRIVE BET E 67TH-75TH STS/70' JETS

==========
Output Section
==========

NOTES PERTAINING TO THE REPORT

1. THE HIGHEST AVERAGE IN EACH OF THE FIRST TWO COLUMNS OF EACH TABLE BELOW ARE SUFFIXED BY AN ASTERISK (*). FOR PM OUTPUT, THERE IS ONLY ONE COLUMN AND ASTERISK FOR THE ANNUAL AVERAGE/PERIOD OF CONCERN TABLE.

2. THE NUMBERS IN PARENTHESES ARE THE JULIAN DAY AND ENDING HOUR FOR THE PRECEDING AVERAGE.

3. THE NUMBER OF CALM HOURS USED IN PRODUCING EACH AVERAGE ARE PREFIXED BY A C.

PRIMARY AVERAGES.

MAXIMUM 8-HOUR RUNNING NONOVERLAPPING AVERAGE CONCENTRATIONS
IN PARTS PER MILLION (PPM),
INCLUDING AMBIENT BACKGROUND CONCENTRATIONS.

Receptor Number	Highest Conc	Highest Ending Day Hr	Highest Calm	Second highest Conc	Second highest Ending Day Hr	Second highest Calm
1	1.44	(285,24)	C 1	1.25	(250,24)	C 0
2	1.46	(285,24)	C 1	1.30	(338,24)	C 1
3	1.46	(285,24)	C 1	1.30	(338,24)	C 1
4	1.46	(285,24)	C 1	1.24	(316,17)	C 1
5	1.46	(285,24)	C 1	1.21	(130, 1)	C 0
6	1.44	(285,24)	C 1	1.25	(50,12)	C 2
7	1.44	(285,24)	C 1	1.22	(139,22)	C 2
8	1.44	(285,24)	C 1	1.22	(50,12)	C 2
9	1.44	(285,24)	C 1	1.20	(316,17)	C 1
10	1.44	(285,24)	C 1	1.21	(316,17)	C 1
11	1.44	(285,24)	C 1	1.23	(129,23)	C 0
12	1.44	(285,24)	C 1	1.21	(316,17)	C 1
13	1.44	(285,24)	C 1	1.24	(316,17)	C 1
14	1.46	(285,24)	C 1	1.19	(129,23)	C 0
15	1.46	(285,24)	C 1	1.20	(129,23)	C 0
16	1.46	(285,24)	C 1	1.17	(50,12)	C 2
17	1.47	(285,24)	C 1	1.17	(316,17)	C 1
18	1.47	(285,24)	C 1	1.20	(316,17)	C 1
19	1.47	(285,24)	C 1	1.20	(316,17)	C 1
20	1.46	(285,24)	C 1	1.20	(316,17)	C 1
21	1.43	(285,24)	C 1	1.20	(316,17)	C 1
22	1.43	(285,24)	C 1	1.22	(50,12)	C 2
23	1.44	(285,24)	C 1	1.21	(316,17)	C 1
24	1.43	(285,24)	C 1	1.26	(316,17)	C 1

JOB: HSS FDR Air Quality Existing/70' Jets RUN: FDR DRIVE BET E 67TH-75TH STS/70' JETS

MAXIMUM 8-HOUR RUNNING NONOVERLAPPING AVERAGE CONCENTRATIONS
IN PARTS PER MILLION (PPM),
INCLUDING AMBIENT BACKGROUND CONCENTRATIONS.

Receptor Number	Highest Conc	Highest Ending Day Hr	Highest Calm	Second highest Conc	Second highest Ending Day Hr	Second highest Calm
25	1.43	(285,24)	C 1	1.26	(316,17)	C 1
26	1.40	(285,24)	C 1	1.24	(316,17)	C 1
27	1.44	(285,24)	C 1	1.24	(316,17)	C 1
28	1.44	(285,23)	C 1	1.24	(316,17)	C 1
29	1.51	(285,24)	C 1	1.27	(326, 1)	C 1
30	1.73	(285,24)	C 1	1.43	(326, 1)	C 1
31	2.13	(285,24)	C 1	1.73	(326, 1)	C 1
32	2.54*	(285,24)	C 1	1.99*	(326, 1)	C 1
33	2.29	(285,24)	C 1	1.81	(18,15)	C 0
34	1.99	(316,17)	C 1	1.89	(338,24)	C 1
35	1.82	(50,12)	C 2	1.79	(316,17)	C 1
36	1.62	(50,12)	C 2	1.58	(129,23)	C 0
37	1.40	(50,12)	C 2	1.38	(314,23)	C 0
38	1.30	(50,12)	C 2	1.25	(129,23)	C 0
39	1.25	(50,12)	C 2	1.20	(129,23)	C 0
40	1.22	(50,12)	C 2	1.19	(285,24)	C 1
41	1.19	(285,24)	C 1	1.18	(50,12)	C 2
42	1.17	(285,24)	C 1	1.13	(50,12)	C 2
43	1.14	(285,24)	C 1	1.10	(50,12)	C 2
44	1.16	(285,24)	C 1	1.12	(50,12)	C 2
45	1.17	(285,24)	C 1	1.12	(50,12)	C 2
46	1.17	(285,24)	C 1	1.07	(50,12)	C 2
47	1.16	(285,24)	C 1	1.06	(316,17)	C 1
48	1.17	(285,24)	C 1	1.04	(316,17)	C 1
49	1.17	(285,24)	C 1	1.02	(50,12)	C 2
50	1.20	(285,24)	C 1	1.05	(50,12)	C 2
51	1.16	(285,24)	C 1	1.04	(129,23)	C 0
52	1.16	(285,23)	C 1	1.04	(316,17)	C 1
53	1.19	(285,24)	C 1	1.04	(316,17)	C 1
54	1.20	(285,24)	C 1	1.04	(316,17)	C 1
55	1.24	(285,24)	C 1	1.04	(316,17)	C 1
56	1.19	(285,24)	C 1	1.01	(316,17)	C 1
57	1.44	(285,24)	C 1	1.33	(247,16)	C 1
58	1.60	(285,24)	C 1	1.30	(49,19)	C 1
59	1.74	(285,24)	C 1	1.36	(326, 1)	C 1
60	1.81	(285,24)	C 1	1.37	(326, 1)	C 1

FIVE HIGHEST 1-HOUR END-TO-END AVERAGE CONCENTRATIONS IN PARTS PER MILLION
INCLUDING AMBIENT BACKGROUND CONCENTRATIONS.

Rcptr No.	Highest Conc	Highest Ending Day Hr	Highest Calm	Second Highest Conc	Second Highest Ending Day Hr	Second Highest Calm	Third Highest Conc	Third Highest Ending Day Hr	Third Highest Calm	Fourth Highest Conc	Fourth Highest Ending Day Hr	Fourth Highest Calm	Fifth Highest Conc	Fifth Highest Ending Day Hr	Fifth Highest Calm
1	2.70	(41,18)	C 0	2.50	(285,21)	C 0	2.20	(67, 7)	C 0	2.20	(140, 7)	C 0	2.10	(216,17)	C 0

JOB: HSS FDR Air Quality Existing/70' Jets

RUN: FDR DRIVE BET E 67TH-75TH STS/70' JETS

FIVE HIGHEST 1-HOUR END-TO-END AVERAGE CONCENTRATIONS IN PARTS PER MILLION
INCLUDING AMBIENT BACKGROUND CONCENTRATIONS.

Recpt No.	Highest Conc	Highest Ending Day Hr	Highest Calm	Second Highest Conc	Second Highest Ending Day Hr	Second Highest Calm	Third Highest Conc	Third Highest Ending Day Hr	Third Highest Calm	Fourth Highest Conc	Fourth Highest Ending Day Hr	Fourth Highest Calm	Fifth Highest Conc	Fifth Highest Ending Day Hr	Fifth Highest Calm
2	2.60	(41,18)	C 0	2.50	(285,21)	C 0	2.30	(338,20)	C 0	2.20	(140, 7)	C 0	2.10	(50, 8)	C 0
3	2.60	(41,18)	C 0	2.60	(50, 8)	C 0	2.50	(285,21)	C 0	2.40	(76,19)	C 0	2.40	(338,20)	C 0
4	2.70	(50, 8)	C 0	2.60	(41,18)	C 0	2.50	(285,21)	C 0	2.40	(29, 9)	C 0	2.40	(76,19)	C 0
5	2.70	(50, 8)	C 0	2.60	(41,18)	C 0	2.50	(76,19)	C 0	2.50	(285,21)	C 0	2.40	(29, 9)	C 0
6	2.60	(41,18)	C 0	2.60	(50, 8)	C 0	2.50	(76,19)	C 0	2.50	(285,21)	C 0	2.30	(29, 9)	C 0
7	2.50	(285,21)	C 0	2.40	(41,18)	C 0	2.40	(50, 8)	C 0	2.30	(29, 9)	C 0	2.30	(76,19)	C 0
8	2.50	(41,18)	C 0	2.50	(50, 8)	C 0	2.50	(285,21)	C 0	2.40	(29, 9)	C 0	2.30	(140, 7)	C 0
9	2.50	(50, 8)	C 0	2.50	(285,21)	C 0	2.40	(41,18)	C 0	2.30	(76,19)	C 0	2.20	(29, 9)	C 0
10	2.60	(41,18)	C 0	2.50	(50, 8)	C 0	2.50	(285,21)	C 0	2.40	(29, 9)	C 0	2.30	(76,19)	C 0
11	2.50	(41,18)	C 0	2.50	(285,21)	C 0	2.40	(50, 8)	C 0	2.30	(29, 9)	C 0	2.30	(76,19)	C 0
12	2.60	(41,18)	C 0	2.50	(285,21)	C 0	2.40	(50, 8)	C 0	2.30	(29, 9)	C 0	2.20	(316,17)	C 0
13	2.60	(41,18)	C 0	2.50	(285,21)	C 0	2.40	(50, 8)	C 0	2.30	(316,17)	C 0	2.30	(29, 9)	C 0
14	2.60	(41,18)	C 0	2.50	(285,21)	C 0	2.40	(50, 8)	C 0	2.30	(140, 7)	C 0	2.30	(29, 9)	C 0
15	2.60	(41,18)	C 0	2.50	(285,21)	C 0	2.40	(50, 8)	C 0	2.40	(76,19)	C 0	2.30	(140, 7)	C 0
16	2.50	(41,18)	C 0	2.50	(285,21)	C 0	2.50	(50, 8)	C 0	2.30	(76,19)	C 0	2.20	(140, 7)	C 0
17	2.60	(41,18)	C 0	2.50	(285,21)	C 0	2.50	(50, 8)	C 0	2.30	(140, 7)	C 0	2.20	(29, 9)	C 0
18	2.70	(41,18)	C 0	2.50	(285,21)	C 0	2.40	(29, 9)	C 0	2.40	(50, 8)	C 0	2.30	(140, 7)	C 0
19	2.70	(41,18)	C 0	2.50	(285,21)	C 0	2.40	(29, 9)	C 0	2.40	(50, 8)	C 0	2.30	(140, 7)	C 0
20	2.70	(41,18)	C 0	2.50	(285,21)	C 0	2.40	(29, 9)	C 0	2.40	(50, 8)	C 0	2.30	(140, 7)	C 0
21	2.70	(41,18)	C 0	2.40	(50, 8)	C 0	2.40	(285,21)	C 0	2.30	(29, 9)	C 0	2.30	(316,17)	C 0
22	2.90	(41,18)	C 0	2.40	(50, 8)	C 0	2.40	(285,21)	C 0	2.30	(140, 7)	C 0	2.30	(29, 9)	C 0
23	2.80	(41,18)	C 0	2.50	(285,21)	C 0	2.40	(140, 7)	C 0	2.40	(50, 8)	C 0	2.30	(29, 9)	C 0
24	2.70	(41,18)	C 0	2.50	(285,21)	C 0	2.50	(316,17)	C 0	2.40	(50, 8)	C 0	2.30	(29, 9)	C 0
25	2.80	(41,18)	C 0	2.50	(316,17)	C 0	2.50	(285,21)	C 0	2.40	(50, 8)	C 0	2.40	(140, 7)	C 0
26	2.70	(41,18)	C 0	2.50	(285,21)	C 0	2.50	(316,17)	C 0	2.40	(50, 8)	C 0	2.30	(29, 9)	C 0
27	2.90	(41,18)	C 0	2.50	(285,21)	C 0	2.40	(316,17)	C 0	2.40	(5,14)	C 0	2.40	(50, 8)	C 0
28	2.90	(41,18)	C 0	2.50	(285,21)	C 0	2.40	(140, 7)	C 0	2.40	(316,17)	C 0	2.40	(50, 8)	C 0
29	2.90	(41,18)	C 0	2.70	(285,21)	C 0	2.40	(5,14)	C 0	2.40	(140, 7)	C 0	2.40	(187,22)	C 0
30	3.20	(41,18)	C 0	3.20	(285,21)	C 0	2.70	(140, 7)	C 0	2.60	(5,14)	C 0	2.60	(187,22)	C 0
31	3.70	(285,21)	C 0	3.50	(41,18)	C 0	3.10	(227,20)	C 0	3.00	(362, 8)	C 0	2.90	(5,14)	C 0
32	4.30*	(285,21)	C 0	3.50	(280, 7)	C 0	3.50	(285,23)	C 0	3.40	(165, 9)	C 0	3.30	(227,20)	C 0
33	3.70	(285,21)	C 0	3.20	(285,23)	C 0	3.20	(50, 8)	C 0	3.20	(172,16)	C 0	3.10	(29, 9)	C 0
34	3.90	(50, 8)	C 0	3.60*	(76,19)	C 0	3.50	(29, 9)	C 0	3.50	(338,20)	C 0	3.30	(29,11)	C 0
35	3.80	(50, 8)	C 0	3.60	(29, 9)	C 0	3.60	(76,19)	C 0	3.30	(160,10)	C 0	3.20	(80,21)	C 0
36	3.40	(50, 8)	C 0	3.20	(29, 9)	C 0	3.10	(76,19)	C 0	3.10	(316,17)	C 0	3.00	(160,10)	C 0
37	2.90	(316,17)	C 0	2.70	(29, 9)	C 0	2.70	(50, 8)	C 0	2.60	(160,10)	C 0	2.60	(76,19)	C 0
38	2.70	(316,17)	C 0	2.50	(50, 8)	C 0	2.50	(29, 9)	C 0	2.30	(76,19)	C 0	2.30	(233, 7)	C 0
39	2.50	(316,17)	C 0	2.30	(156,10)	C 0	2.30	(233, 7)	C 0	2.30	(50, 8)	C 0	2.20	(29, 9)	C 0
40	2.50	(316,17)	C 0	2.30	(29, 9)	C 0	2.20	(41,18)	C 0	2.20	(50, 8)	C 0	2.10	(76,19)	C 0
41	2.30	(29, 9)	C 0	2.30	(316,17)	C 0	2.20	(50, 8)	C 0	2.10	(41,18)	C 0	2.10	(233, 7)	C 0
42	2.20	(29, 9)	C 0	2.20	(316,17)	C 0	2.10	(50, 8)	C 0	2.10	(76,19)	C 0	2.00	(41,18)	C 0

JOB: HSS FDR Air Quality Existing/70' Jets

RUN: FDR DRIVE BET E 67TH-75TH STS/70' JETS

FIVE HIGHEST 1-HOUR END-TO-END AVERAGE CONCENTRATIONS IN PARTS PER MILLION
INCLUDING AMBIENT BACKGROUND CONCENTRATIONS.

Rcptr	Highest			Second Highest			Third Highest			Fourth Highest			Fifth Highest		
No.	Conc	Ending Day Hr	Calm	Conc	Ending Day Hr	Calm	Conc	Ending Day Hr	Calm	Conc	Ending Day Hr	Calm	Conc	Ending Day Hr	Calm
43	2.10	(41,18)	C 0	2.10	(50, 8)	C 0	2.10	(316,17)	C 0	2.00	(29, 9)	C 0	2.00	(76,19)	C 0
44	2.20	(316,17)	C 0	2.20	(50, 8)	C 0	2.10	(41,18)	C 0	2.10	(29, 9)	C 0	2.00	(76,19)	C 0
45	2.20	(316,17)	C 0	2.20	(50, 8)	C 0	2.10	(29, 9)	C 0	2.10	(285,21)	C 0	2.00	(41,18)	C 0
46	2.10	(50, 8)	C 0	2.10	(285,21)	C 0	2.10	(316,17)	C 0	2.00	(29, 9)	C 0	2.00	(41,18)	C 0
47	2.10	(41,18)	C 0	2.10	(50, 8)	C 0	2.10	(316,17)	C 0	2.00	(29, 9)	C 0	2.00	(285,21)	C 0
48	2.00	(29, 9)	C 0	2.00	(50, 8)	C 0	2.00	(285,21)	C 0	2.00	(316,17)	C 0	1.90	(76,19)	C 0
49	2.00	(41,18)	C 0	2.00	(50, 8)	C 0	2.00	(285,21)	C 0	2.00	(316,17)	C 0	1.90	(29, 9)	C 0
50	2.10	(41,18)	C 0	2.10	(285,21)	C 0	2.10	(316,17)	C 0	2.00	(29, 9)	C 0	2.00	(50, 8)	C 0
51	2.10	(285,21)	C 0	2.10	(316,17)	C 0	2.00	(29, 9)	C 0	2.00	(41,18)	C 0	2.00	(50, 8)	C 0
52	2.20	(316,17)	C 0	2.10	(285,21)	C 0	2.10	(29, 9)	C 0	2.00	(41,18)	C 0	2.00	(50, 8)	C 0
53	2.20	(316,17)	C 0	2.10	(285,21)	C 0	2.10	(29, 9)	C 0	2.00	(50, 8)	C 0	2.00	(156,10)	C 0
54	2.20	(285,21)	C 0	2.20	(316,17)	C 0	2.00	(29, 9)	C 0	2.00	(41,18)	C 0	1.90	(50, 8)	C 0
55	2.20	(285,21)	C 0	2.20	(316,17)	C 0	2.00	(29, 9)	C 0	1.90	(50, 8)	C 0	1.80	(41,18)	C 0
56	2.20	(316,17)	C 0	2.10	(285,21)	C 0	2.00	(29, 9)	C 0	1.90	(50, 8)	C 0	1.80	(76,19)	C 0
57	2.60	(41,18)	C 0	2.40	(285,21)	C 0	2.30	(228, 8)	C 0	2.20	(172,16)	C 0	2.10	(140, 7)	C 0
58	2.60	(172,16)	C 0	2.60	(41,18)	C 0	2.50	(285,21)	C 0	2.40	(285,23)	C 0	2.30	(140, 7)	C 0
59	2.90	(285,21)	C 0	2.50	(41,18)	C 0	2.50	(285,23)	C 0	2.30	(227,20)	C 0	2.30	(172,16)	C 0
60	3.00	(285,21)	C 0	2.70	(41,18)	C 0	2.40	(165, 9)	C 0	2.40	(285,20)	C 0	2.40	(285,23)	C 0

MAXIMUM 8-HOUR AVERAGED LINK CONTRIBUTIONS
IN PARTS PER MILLION (PPM)
INCLUDING AMBIENT BACKGROUND CONCENTRATIONS.

Rcptr No.	Total Conc	Ending Day Hr	Ambient Backgnd	Total Link		Link +1	Link +2	Link +3	Link +4	Link +5	Link +6	Link +7	Link +8	Link +9	Link +10
1	1.44	(285,24)	.00	1.44		.00	.90	.00	.00	.00	.00	.50	.00	.00	.04
				Links	10+	.00	.00	.00	.00	.00	.00	.00	.00	.00	.00
2	1.46	(285,24)	.00	1.46		.00	.91	.00	.00	.00	.00	.50	.00	.00	.04
				Links	10+	.00	.00	.00	.00	.00	.00	.00	.00	.00	.00
3	1.46	(285,24)	.00	1.46		.00	.91	.00	.00	.00	.00	.50	.00	.00	.04
				Links	10+	.00	.00	.00	.00	.00	.00	.00	.00	.00	.00
4	1.46	(285,24)	.00	1.46		.00	.91	.00	.00	.00	.00	.50	.00	.00	.04
				Links	10+	.00	.00	.00	.00	.00	.00	.00	.00	.00	.00
5	1.46	(285,24)	.00	1.46		.00	.91	.00	.00	.00	.00	.50	.00	.00	.04
				Links	10+	.00	.00	.00	.00	.00	.00	.00	.00	.00	.00
6	1.44	(285,24)	.00	1.44		.00	.91	.00	.00	.00	.00	.49	.00	.00	.04
				Links	10+	.00	.00	.00	.00	.00	.00	.00	.00	.00	.00
7	1.44	(285,24)	.00	1.44		.00	.91	.00	.00	.00	.00	.49	.00	.00	.04
				Links	10+	.00	.00	.00	.00	.00	.00	.00	.00	.00	.00

JOB: HSS FDR Air Quality Existing/70' Jets

RUN: FDR DRIVE BET E 67TH-75TH STS/70' JETS

LINK CONTRIBUTION TABLES

MAXIMUM 8-HOUR AVERAGED LINK CONTRIBUTIONS
IN PARTS PER MILLION (PPM)
INCLUDING AMBIENT BACKGROUND CONCENTRATIONS.

Rcptr No.	Total Conc	Ending Day Hr	Ambient Backgnd	Total Link	Link +1	Link +2	Link +3	Link +4	Link +5	Link +6	Link +7	Link +8	Link +9	Link +10
8	1.44	(285,24)	.00	1.44	.00	.91	.00	.00	.00	.00	.49	.00	.00	.04
			Links	10+	.00	.00	.00	.00	.00	.00	.00	.00	.00	.00
9	1.44	(285,24)	.00	1.44	.00	.91	.00	.00	.00	.00	.49	.00	.00	.04
			Links	10+	.00	.00	.00	.00	.00	.00	.00	.00	.00	.00
10	1.44	(285,24)	.00	1.44	.00	.91	.00	.00	.00	.00	.49	.00	.00	.04
			Links	10+	.00	.00	.00	.00	.00	.00	.00	.00	.00	.00
11	1.44	(285,24)	.00	1.44	.00	.91	.00	.00	.00	.00	.49	.00	.00	.04
			Links	10+	.00	.00	.00	.00	.00	.00	.00	.00	.00	.00
12	1.44	(285,24)	.00	1.44	.00	.91	.00	.00	.00	.00	.49	.00	.00	.04
			Links	10+	.00	.00	.00	.00	.00	.00	.00	.00	.00	.00
13	1.44	(285,24)	.00	1.44	.00	.91	.00	.00	.00	.00	.49	.00	.00	.04
			Links	10+	.00	.00	.00	.00	.00	.00	.00	.00	.00	.00
14	1.46	(285,24)	.00	1.46	.00	.91	.00	.00	.00	.01	.49	.00	.00	.04
			Links	10+	.00	.00	.00	.00	.00	.00	.00	.00	.00	.00
15	1.46	(285,24)	.00	1.46	.00	.91	.00	.00	.00	.01	.49	.00	.00	.04
			Links	10+	.00	.00	.00	.00	.00	.00	.00	.00	.00	.00
16	1.46	(285,24)	.00	1.46	.00	.91	.00	.00	.00	.01	.49	.00	.00	.04
			Links	10+	.00	.00	.00	.00	.00	.00	.00	.00	.00	.00
17	1.47	(285,24)	.00	1.47	.00	.91	.01	.00	.00	.01	.49	.00	.00	.04
			Links	10+	.00	.00	.00	.00	.00	.00	.00	.00	.00	.00
18	1.47	(285,24)	.00	1.47	.00	.91	.01	.00	.00	.01	.49	.00	.00	.04
			Links	10+	.00	.00	.00	.00	.00	.00	.00	.00	.00	.00
19	1.47	(285,24)	.00	1.47	.00	.91	.01	.00	.00	.01	.49	.00	.00	.04
			Links	10+	.00	.00	.00	.00	.00	.00	.00	.00	.00	.00
20	1.46	(285,24)	.00	1.46	.00	.90	.01	.00	.00	.01	.49	.00	.00	.04
			Links	10+	.00	.00	.00	.00	.00	.00	.00	.00	.00	.00
21	1.43	(285,24)	.00	1.43	.00	.90	.01	.00	.00	.01	.46	.00	.00	.04
			Links	10+	.00	.00	.00	.00	.00	.00	.00	.00	.00	.00
22	1.43	(285,24)	.00	1.43	.00	.90	.01	.00	.00	.01	.44	.00	.00	.04
			Links	10+	.01	.00	.00	.00	.00	.00	.00	.00	.00	.00
23	1.44	(285,24)	.00	1.44	.00	.90	.01	.00	.00	.03	.44	.00	.00	.04
			Links	10+	.01	.00	.00	.00	.00	.00	.00	.00	.00	.00
24	1.43	(285,24)	.00	1.43	.00	.90	.01	.00	.00	.03	.44	.00	.00	.03
			Links	10+	.01	.00	.00	.00	.00	.00	.00	.00	.00	.00
25	1.43	(285,24)	.00	1.43	.00	.89	.01	.00	.00	.04	.43	.00	.00	.03
			Links	10+	.03	.00	.00	.00	.00	.00	.00	.00	.00	.00
26	1.40	(285,24)	.00	1.40	.00	.86	.03	.00	.00	.07	.40	.00	.00	.01
			Links	10+	.03	.00	.00	.00	.00	.00	.00	.00	.00	.00

JOB: HSS FDR Air Quality Existing/70' Jets

RUN: FDR DRIVE BET E 67TH-75TH STS/70' JETS

LINK CONTRIBUTION TABLES

MAXIMUM 8-HOUR AVERAGED LINK CONTRIBUTIONS
IN PARTS PER MILLION (PPM)
INCLUDING AMBIENT BACKGROUND CONCENTRATIONS.

Rcptr No.	Total Conc	Ending Day Hr	Ambient Backgnd	Total Link	Link +1	Link +2	Link +3	Link +4	Link +5	Link +6	Link +7	Link +8	Link +9	Link +10
27	1.44	(285,24)	.00	1.44	.00	.86	.04	.00	.00	.09	.37	.00	.01	.01
			Links	10+	.06	.00	.00	.00	.00	.00	.00	.00	.00	.00
28	1.44	(285,23)	.00	1.44	.00	.81	.06	.00	.00	.16	.30	.00	.03	.00
			Links	10+	.09	.00	.00	.00	.00	.00	.00	.00	.00	.00
29	1.51	(285,24)	.00	1.51	.00	.79	.11	.00	.00	.20	.21	.00	.03	.00
			Links	10+	.17	.00	.00	.00	.00	.00	.00	.00	.00	.00
30	1.73	(285,24)	.00	1.73	.00	.64	.23	.00	.00	.30	.11	.00	.04	.00
			Links	10+	.40	.00	.00	.00	.00	.00	.00	.00	.00	.00
31	2.13	(285,24)	.00	2.13	.00	.31	.46	.00	.00	.37	.00	.00	.06	.00
			Links	10+	.93	.00	.00	.00	.00	.00	.00	.00	.00	.00
32	2.54	(285,24)	.00	2.54	.00	.00	.73	.00	.00	.37	.00	.00	.06	.00
			Links	10+	1.39	.00	.00	.00	.00	.00	.00	.00	.00	.00
33	2.29	(285,24)	.00	2.29	.00	.00	.73	.00	.00	.37	.00	.00	.06	.00
			Links	10+	1.13	.00	.00	.00	.00	.00	.00	.00	.00	.00
34	1.99	(316,17)	.00	1.99	.00	.33	.37	.00	.00	.11	.27	.00	.00	.00
			Links	10+	.90	.00	.00	.00	.00	.00	.00	.00	.00	.00
35	1.82	(50,12)	.00	1.82	.00	.32	.40	.00	.00	.05	.30	.00	.00	.02
			Links	10+	.73	.00	.00	.00	.00	.00	.00	.00	.00	.00
36	1.62	(50,12)	.00	1.62	.00	.27	.45	.00	.00	.08	.27	.00	.00	.02
			Links	10+	.53	.00	.00	.00	.00	.00	.00	.00	.00	.00
37	1.40	(50,12)	.00	1.40	.00	.20	.48	.00	.00	.13	.23	.00	.00	.00
			Links	10+	.35	.00	.00	.00	.00	.00	.00	.00	.00	.00
38	1.30	(50,12)	.00	1.30	.00	.18	.50	.00	.00	.17	.22	.00	.00	.00
			Links	10+	.23	.00	.00	.00	.00	.00	.00	.00	.00	.00
39	1.25	(50,12)	.00	1.25	.00	.17	.52	.00	.00	.18	.20	.00	.00	.00
			Links	10+	.18	.00	.00	.00	.00	.00	.00	.00	.00	.00
40	1.22	(50,12)	.00	1.22	.00	.15	.53	.00	.00	.20	.18	.00	.00	.00
			Links	10+	.15	.00	.00	.00	.00	.00	.00	.00	.00	.00
41	1.19	(285,24)	.00	1.19	.00	.00	.73	.01	.01	.37	.00	.00	.06	.00
			Links	10+	.00	.00	.00	.00	.00	.00	.00	.00	.00	.00
42	1.17	(285,24)	.00	1.17	.00	.00	.71	.01	.01	.37	.00	.00	.06	.00
			Links	10+	.00	.00	.00	.00	.00	.00	.00	.00	.00	.00
43	1.14	(285,24)	.00	1.14	.00	.00	.70	.01	.01	.36	.00	.00	.06	.00
			Links	10+	.00	.00	.00	.00	.00	.00	.00	.00	.00	.00
44	1.16	(285,24)	.00	1.16	.00	.00	.71	.01	.01	.36	.00	.00	.06	.00
			Links	10+	.00	.00	.00	.00	.00	.00	.00	.00	.00	.00
45	1.17	(285,24)	.00	1.17	.00	.00	.71	.01	.03	.36	.00	.00	.06	.00
			Links	10+	.00	.00	.00	.00	.00	.00	.00	.00	.00	.00

JOB: HSS FDR Air Quality Existing/70' Jets

RUN: FDR DRIVE BET E 67TH-75TH STS/70' JETS

LINK CONTRIBUTION TABLES

MAXIMUM 8-HOUR AVERAGED LINK CONTRIBUTIONS
IN PARTS PER MILLION (PPM)
INCLUDING AMBIENT BACKGROUND CONCENTRATIONS.

Rcptr No.	Total Conc	Ending Day Hr	Ambient Backgnd	Total Link	Link +1	Link +2	Link +3	Link +4	Link +5	Link +6	Link +7	Link +8	Link +9	Link +10
46	1.17	(285,24)	.00	1.17	.00	.00	.71	.01	.03	.36	.00	.00	.06	.00
				Links 10+	.00	.00	.00	.00	.00	.00	.00	.00	.00	.00
47	1.16	(285,24)	.00	1.16	.00	.00	.70	.01	.03	.36	.00	.00	.06	.00
				Links 10+	.00	.00	.00	.00	.00	.00	.00	.00	.00	.00
48	1.17	(285,24)	.00	1.17	.00	.00	.70	.01	.04	.36	.00	.00	.06	.00
				Links 10+	.00	.00	.00	.00	.00	.00	.00	.00	.00	.00
49	1.17	(285,24)	.00	1.17	.00	.00	.70	.03	.06	.33	.00	.00	.06	.00
				Links 10+	.00	.00	.00	.00	.00	.00	.00	.00	.00	.00
50	1.20	(285,24)	.00	1.20	.00	.00	.70	.04	.07	.33	.00	.00	.06	.00
				Links 10+	.00	.00	.00	.00	.00	.00	.00	.00	.00	.00
51	1.16	(285,24)	.00	1.16	.00	.00	.69	.04	.11	.31	.00	.00	.00	.00
				Links 10+	.00	.00	.00	.00	.00	.00	.00	.00	.00	.00
52	1.16	(285,23)	.00	1.16	.00	.00	.66	.09	.17	.24	.00	.00	.00	.00
				Links 10+	.00	.00	.00	.00	.00	.00	.00	.00	.00	.00
53	1.19	(285,24)	.00	1.19	.00	.00	.64	.11	.23	.20	.00	.00	.00	.00
				Links 10+	.00	.00	.00	.00	.00	.00	.00	.00	.00	.00
54	1.20	(285,24)	.00	1.20	.00	.00	.56	.20	.33	.11	.00	.00	.00	.00
				Links 10+	.00	.00	.00	.00	.00	.00	.00	.00	.00	.00
55	1.24	(285,24)	.00	1.24	.00	.00	.37	.41	.44	.01	.00	.00	.00	.00
				Links 10+	.00	.00	.00	.00	.00	.00	.00	.00	.00	.00
56	1.19	(285,24)	.00	1.19	.00	.00	.01	.71	.46	.00	.00	.00	.00	.00
				Links 10+	.00	.00	.00	.00	.00	.00	.00	.00	.00	.00
57	1.44	(285,24)	.00	1.44	.37	.49	.00	.00	.00	.00	.46	.03	.00	.04
				Links 10+	.00	.06	.00	.00	.00	.00	.00	.00	.00	.00
58	1.60	(285,24)	.00	1.60	.56	.23	.00	.00	.00	.00	.34	.13	.00	.04
				Links 10+	.00	.30	.00	.00	.00	.00	.00	.00	.00	.00
59	1.74	(285,24)	.00	1.74	.64	.11	.00	.00	.00	.00	.23	.24	.00	.01
				Links 10+	.00	.50	.00	.00	.00	.00	.00	.00	.00	.00
60	1.81	(285,24)	.00	1.81	.67	.09	.00	.00	.00	.00	.14	.30	.00	.01
				Links 10+	.00	.60	.00	.00	.00	.00	.00	.00	.00	.00

JOB: HSS FDR Air Quality Existing/70' Jets

RUN: FDR DRIVE BET E 67TH-75TH STS/70' JETS

LINK CONTRIBUTION TABLES

SECOND HIGHEST 8-HOUR AVERAGED LINK CONTRIBUTIONS
IN PARTS PER MILLION (PPM)
INCLUDING AMBIENT BACKGROUND CONCENTRATIONS.

Rcptr No.	Total Conc	Ending Day Hr	Ambient Backgnd	Total Link	Link +1	Link +2	Link +3	Link +4	Link +5	Link +6	Link +7	Link +8	Link +9	Link +10
1	1.25	(250,24)	.00	1.25	.28	.21	.00	.00	.00	.00	.11	.21	.00	.00
			Links 10+		.00	.44	.00	.00	.00	.00	.00	.00	.00	.00
2	1.30	(338,24)	.00	1.30	.20	.43	.00	.00	.00	.00	.11	.21	.00	.00
			Links 10+		.00	.34	.00	.00	.00	.00	.00	.00	.00	.00
3	1.30	(338,24)	.00	1.30	.09	.59	.00	.00	.00	.00	.19	.16	.00	.00
			Links 10+		.00	.29	.00	.00	.00	.00	.00	.00	.00	.00
4	1.24	(316,17)	.00	1.24	.17	.56	.00	.00	.00	.00	.19	.16	.00	.00
			Links 10+		.00	.17	.00	.00	.00	.00	.00	.00	.00	.00
5	1.21	(130, 1)	.00	1.21	.15	.55	.00	.00	.00	.00	.14	.19	.00	.00
			Links 10+		.00	.19	.00	.00	.00	.00	.00	.00	.00	.00
6	1.25	(50,12)	.00	1.25	.15	.62	.00	.00	.00	.00	.17	.15	.00	.00
			Links 10+		.00	.17	.00	.00	.00	.00	.00	.00	.00	.00
7	1.22	(139,22)	.00	1.22	.05	.70	.00	.00	.00	.00	.28	.08	.00	.00
			Links 10+		.00	.10	.00	.00	.00	.00	.00	.00	.00	.00
8	1.22	(50,12)	.00	1.22	.08	.67	.00	.00	.00	.00	.22	.13	.00	.00
			Links 10+		.00	.12	.00	.00	.00	.00	.00	.00	.00	.00
9	1.20	(316,17)	.00	1.20	.07	.70	.00	.00	.00	.00	.30	.07	.00	.00
			Links 10+		.00	.06	.00	.00	.00	.00	.00	.00	.00	.00
10	1.21	(316,17)	.00	1.21	.04	.71	.00	.00	.00	.00	.33	.07	.00	.00
			Links 10+		.00	.06	.00	.00	.00	.00	.00	.00	.00	.00
11	1.23	(129,23)	.00	1.23	.08	.73	.00	.00	.00	.00	.25	.09	.00	.01
			Links 10+		.00	.08	.00	.00	.00	.00	.00	.00	.00	.00
12	1.21	(316,17)	.00	1.21	.04	.73	.00	.00	.00	.00	.33	.06	.00	.00
			Links 10+		.00	.06	.00	.00	.00	.00	.00	.00	.00	.00
13	1.24	(316,17)	.00	1.24	.04	.74	.00	.00	.00	.00	.36	.06	.00	.00
			Links 10+		.00	.04	.00	.00	.00	.00	.00	.00	.00	.00
14	1.19	(129,23)	.00	1.19	.05	.74	.00	.00	.00	.00	.28	.06	.00	.03
			Links 10+		.00	.04	.00	.00	.00	.00	.00	.00	.00	.00
15	1.20	(129,23)	.00	1.20	.05	.74	.00	.00	.00	.00	.29	.06	.00	.03
			Links 10+		.00	.04	.00	.00	.00	.00	.00	.00	.00	.00
16	1.17	(50,12)	.00	1.17	.02	.75	.00	.00	.00	.00	.32	.03	.00	.02
			Links 10+		.00	.03	.00	.00	.00	.00	.00	.00	.00	.00
17	1.17	(316,17)	.00	1.17	.01	.74	.00	.00	.00	.00	.37	.03	.00	.00
			Links 10+		.00	.01	.00	.00	.00	.00	.00	.00	.00	.00
18	1.20	(316,17)	.00	1.20	.01	.76	.00	.00	.00	.00	.40	.01	.00	.00
			Links 10+		.00	.01	.00	.00	.00	.00	.00	.00	.00	.00
19	1.20	(316,17)	.00	1.20	.01	.76	.00	.00	.00	.00	.40	.01	.00	.00
			Links 10+		.00	.01	.00	.00	.00	.00	.00	.00	.00	.00

JOB: HSS FDR Air Quality Existing/70' Jets

RUN: FDR DRIVE BET E 67TH-75TH STS/70' JETS

LINK CONTRIBUTION TABLES

SECOND HIGHEST 8-HOUR AVERAGED LINK CONTRIBUTIONS
IN PARTS PER MILLION (PPM)
INCLUDING AMBIENT BACKGROUND CONCENTRATIONS.

Rcptr No.	Total Conc	Ending Day Hr	Ambient Backgnd	Total Link	Link +1	Link +2	Link +3	Link +4	Link +5	Link +6	Link +7	Link +8	Link +9	Link +10
20	1.20	(316,17)	.00	1.20	.01	.76	.00	.00	.00	.00	.40	.01	.00	.00
			Links 10+		.00	.01	.00	.00	.00	.00	.00	.00	.00	.00
21	1.20	(316,17)	.00	1.20	.01	.76	.00	.00	.00	.00	.40	.01	.00	.00
			Links 10+		.00	.01	.00	.00	.00	.00	.00	.00	.00	.00
22	1.22	(50,12)	.00	1.22	.02	.78	.00	.00	.00	.00	.38	.02	.00	.02
			Links 10+		.00	.00	.00	.00	.00	.00	.00	.00	.00	.00
23	1.21	(316,17)	.00	1.21	.01	.77	.00	.00	.00	.00	.40	.01	.00	.00
			Links 10+		.00	.01	.00	.00	.00	.00	.00	.00	.00	.00
24	1.26	(316,17)	.00	1.26	.01	.80	.00	.00	.00	.00	.41	.01	.00	.00
			Links 10+		.00	.01	.00	.00	.00	.00	.00	.00	.00	.00
25	1.26	(316,17)	.00	1.26	.01	.80	.00	.00	.00	.00	.41	.01	.00	.00
			Links 10+		.00	.01	.00	.00	.00	.00	.00	.00	.00	.00
26	1.24	(316,17)	.00	1.24	.01	.79	.00	.00	.00	.00	.41	.01	.00	.00
			Links 10+		.00	.01	.00	.00	.00	.00	.00	.00	.00	.00
27	1.24	(316,17)	.00	1.24	.01	.80	.00	.00	.00	.00	.41	.01	.00	.00
			Links 10+		.00	.00	.00	.00	.00	.00	.00	.00	.00	.00
28	1.24	(316,17)	.00	1.24	.01	.80	.00	.00	.00	.00	.41	.01	.00	.00
			Links 10+		.00	.00	.00	.00	.00	.00	.00	.00	.00	.00
29	1.27	(326, 1)	.00	1.27	.00	.61	.11	.00	.00	.20	.14	.00	.01	.00
			Links 10+		.19	.00	.00	.00	.00	.00	.00	.00	.00	.00
30	1.43	(326, 1)	.00	1.43	.00	.50	.23	.00	.00	.27	.04	.00	.03	.00
			Links 10+		.36	.00	.00	.00	.00	.00	.00	.00	.00	.00
31	1.73	(326, 1)	.00	1.73	.00	.23	.41	.00	.00	.29	.00	.00	.03	.00
			Links 10+		.77	.00	.00	.00	.00	.00	.00	.00	.00	.00
32	1.99	(326, 1)	.00	1.99	.00	.00	.60	.00	.00	.30	.00	.00	.03	.00
			Links 10+		1.06	.00	.00	.00	.00	.00	.00	.00	.00	.00
33	1.81	(18,15)	.00	1.81	.00	.00	.49	.00	.00	.30	.01	.00	.01	.00
			Links 10+		1.00	.00	.00	.00	.00	.00	.00	.00	.00	.00
34	1.89	(338,24)	.00	1.89	.00	.09	.49	.00	.00	.14	.16	.00	.00	.01
			Links 10+		1.00	.00	.00	.00	.00	.00	.00	.00	.00	.00
35	1.79	(316,17)	.00	1.79	.00	.26	.43	.00	.00	.14	.24	.00	.00	.00
			Links 10+		.71	.00	.00	.00	.00	.00	.00	.00	.00	.00
36	1.58	(129,23)	.00	1.58	.00	.28	.45	.00	.00	.09	.26	.00	.00	.00
			Links 10+		.50	.00	.00	.00	.00	.00	.00	.00	.00	.00
37	1.38	(314,23)	.00	1.38	.00	.24	.46	.00	.00	.09	.24	.00	.00	.00
			Links 10+		.35	.00	.00	.00	.00	.00	.00	.00	.00	.00
38	1.25	(129,23)	.00	1.25	.00	.19	.51	.00	.00	.14	.19	.00	.00	.00
			Links 10+		.23	.00	.00	.00	.00	.00	.00	.00	.00	.00

JOB: HSS FDR Air Quality Existing/70' Jets

RUN: FDR DRIVE BET E 67TH-75TH STS/70' JETS

LINK CONTRIBUTION TABLES

SECOND HIGHEST 8-HOUR AVERAGED LINK CONTRIBUTIONS
IN PARTS PER MILLION (PPM)
INCLUDING AMBIENT BACKGROUND CONCENTRATIONS.

Rcptr No.	Total Conc	Ending Day Hr	Ambient Backgnd	Total Link	Link +1	Link +2	Link +3	Link +4	Link +5	Link +6	Link +7	Link +8	Link +9	Link +10
39	1.20	(129,23)	.00	1.20	.00	.18	.52	.00	.00	.16	.16	.00	.00	.00
				Links 10+	.18	.00	.00	.00	.00	.00	.00	.00	.00	.00
40	1.19	(285,24)	.00	1.19	.00	.00	.73	.01	.01	.37	.00	.00	.06	.00
				Links 10+	.00	.00	.00	.00	.00	.00	.00	.00	.00	.00
41	1.18	(50,12)	.00	1.18	.00	.13	.53	.00	.00	.23	.15	.00	.02	.00
				Links 10+	.12	.00	.00	.00	.00	.00	.00	.00	.00	.00
42	1.13	(50,12)	.00	1.13	.00	.12	.53	.00	.00	.23	.15	.00	.02	.00
				Links 10+	.08	.00	.00	.00	.00	.00	.00	.00	.00	.00
43	1.10	(50,12)	.00	1.10	.00	.10	.55	.00	.00	.23	.15	.00	.02	.00
				Links 10+	.05	.00	.00	.00	.00	.00	.00	.00	.00	.00
44	1.12	(50,12)	.00	1.12	.00	.08	.60	.00	.00	.25	.12	.00	.02	.00
				Links 10+	.05	.00	.00	.00	.00	.00	.00	.00	.00	.00
45	1.12	(50,12)	.00	1.12	.00	.08	.60	.00	.00	.25	.12	.00	.02	.00
				Links 10+	.05	.00	.00	.00	.00	.00	.00	.00	.00	.00
46	1.07	(50,12)	.00	1.07	.00	.08	.60	.00	.00	.25	.10	.00	.02	.00
				Links 10+	.02	.00	.00	.00	.00	.00	.00	.00	.00	.00
47	1.06	(316,17)	.00	1.06	.00	.07	.59	.00	.00	.29	.09	.00	.01	.00
				Links 10+	.01	.00	.00	.00	.00	.00	.00	.00	.00	.00
48	1.04	(316,17)	.00	1.04	.00	.06	.59	.00	.00	.30	.07	.00	.01	.00
				Links 10+	.01	.00	.00	.00	.00	.00	.00	.00	.00	.00
49	1.02	(50,12)	.00	1.02	.00	.03	.60	.00	.00	.27	.08	.00	.02	.00
				Links 10+	.02	.00	.00	.00	.00	.00	.00	.00	.00	.00
50	1.05	(50,12)	.00	1.05	.00	.03	.63	.00	.00	.28	.07	.00	.02	.00
				Links 10+	.02	.00	.00	.00	.00	.00	.00	.00	.00	.00
51	1.04	(129,23)	.00	1.04	.00	.06	.64	.00	.00	.25	.08	.00	.01	.00
				Links 10+	.00	.00	.00	.00	.00	.00	.00	.00	.00	.00
52	1.04	(316,17)	.00	1.04	.00	.04	.61	.00	.00	.30	.04	.00	.03	.00
				Links 10+	.01	.00	.00	.00	.00	.00	.00	.00	.00	.00
53	1.04	(316,17)	.00	1.04	.00	.04	.61	.00	.00	.30	.04	.00	.03	.00
				Links 10+	.01	.00	.00	.00	.00	.00	.00	.00	.00	.00
54	1.04	(316,17)	.00	1.04	.00	.04	.61	.00	.00	.30	.04	.00	.03	.00
				Links 10+	.01	.00	.00	.00	.00	.00	.00	.00	.00	.00
55	1.04	(316,17)	.00	1.04	.00	.04	.61	.00	.00	.30	.04	.00	.03	.00
				Links 10+	.01	.00	.00	.00	.00	.00	.00	.00	.00	.00
56	1.01	(316,17)	.00	1.01	.00	.03	.59	.01	.01	.29	.04	.00	.03	.00
				Links 10+	.01	.00	.00	.00	.00	.00	.00	.00	.00	.00
57	1.33	(247,16)	.00	1.33	.47	.00	.00	.00	.00	.00	.01	.31	.00	.00
				Links 10+	.00	.53	.00	.00	.00	.00	.00	.00	.00	.00

JOB: HSS FDR Air Quality Existing/70' Jets

RUN: FDR DRIVE BET E 67TH-75TH STS/70' JETS

LINK CONTRIBUTION TABLES

SECOND HIGHEST 8-HOUR AVERAGED LINK CONTRIBUTIONS
IN PARTS PER MILLION (PPM)
INCLUDING AMBIENT BACKGROUND CONCENTRATIONS.

Rcptr No.	Total Conc	Ending Day Hr	Ambient Backgnd	Total Link	Link +1	Link +2	Link +3	Link +4	Link +5	Link +6	Link +7	Link +8	Link +9	Link +10
58	1.30	(49,19)	.00	1.30	.43	.01	.00	.00	.00	.00	.03	.29	.00	.00
			Links	10+	.00	.54	.00	.00	.00	.00	.00	.00	.00	.00
59	1.36	(326, 1)	.00	1.36	.51	.13	.00	.00	.00	.00	.20	.16	.00	.01
			Links	10+	.00	.34	.00	.00	.00	.00	.00	.00	.00	.00
60	1.37	(326, 1)	.00	1.37	.53	.06	.00	.00	.00	.00	.14	.21	.00	.00
			Links	10+	.00	.43	.00	.00	.00	.00	.00	.00	.00	.00

MAXIMUM 1-HOUR AVERAGED LINK CONTRIBUTIONS
IN PARTS PER MILLION (PPM)
INCLUDING AMBIENT BACKGROUND CONCENTRATIONS.

Rcptr No.	Total Conc	Ending Day Hr	Ambient Backgnd	Total Link	Link +1	Link +2	Link +3	Link +4	Link +5	Link +6	Link +7	Link +8	Link +9	Link +10
1	2.70	(41,18)	.00	2.70	.00	1.70	.10	.00	.00	.10	.70	.00	.00	.10
			Links	10+	.00	.00	.00	.00	.00	.00	.00	.00	.00	.00
2	2.60	(41,18)	.00	2.60	.00	1.70	.10	.00	.00	.10	.70	.00	.00	.00
			Links	10+	.00	.00	.00	.00	.00	.00	.00	.00	.00	.00
3	2.60	(41,18)	.00	2.60	.00	1.70	.10	.00	.00	.10	.70	.00	.00	.00
			Links	10+	.00	.00	.00	.00	.00	.00	.00	.00	.00	.00
4	2.70	(50, 8)	.00	2.70	.40	1.10	.00	.00	.00	.00	.10	.50	.00	.00
			Links	10+	.00	.60	.00	.00	.00	.00	.00	.00	.00	.00
5	2.70	(50, 8)	.00	2.70	.30	1.20	.00	.00	.00	.00	.30	.40	.00	.00
			Links	10+	.00	.50	.00	.00	.00	.00	.00	.00	.00	.00
6	2.60	(41,18)	.00	2.60	.00	1.70	.10	.00	.00	.10	.70	.00	.00	.00
			Links	10+	.00	.00	.00	.00	.00	.00	.00	.00	.00	.00
7	2.50	(285,21)	.00	2.50	.00	1.60	.00	.00	.00	.00	.80	.00	.00	.10
			Links	10+	.00	.00	.00	.00	.00	.00	.00	.00	.00	.00
8	2.50	(41,18)	.00	2.50	.00	1.70	.10	.00	.00	.10	.60	.00	.00	.00
			Links	10+	.00	.00	.00	.00	.00	.00	.00	.00	.00	.00
9	2.50	(50, 8)	.00	2.50	.10	1.40	.00	.00	.00	.00	.60	.20	.00	.00
			Links	10+	.00	.20	.00	.00	.00	.00	.00	.00	.00	.00
10	2.60	(41,18)	.00	2.60	.00	1.70	.10	.00	.10	.10	.60	.00	.00	.00
			Links	10+	.00	.00	.00	.00	.00	.00	.00	.00	.00	.00
11	2.50	(41,18)	.00	2.50	.00	1.60	.10	.00	.10	.10	.60	.00	.00	.00
			Links	10+	.00	.00	.00	.00	.00	.00	.00	.00	.00	.00
12	2.60	(41,18)	.00	2.60	.00	1.60	.10	.00	.10	.10	.60	.00	.00	.00
			Links	10+	.10	.00	.00	.00	.00	.00	.00	.00	.00	.00

JOB: HSS FDR Air Quality Existing/70' Jets

RUN: FDR DRIVE BET E 67TH-75TH STS/70' JETS

LINK CONTRIBUTION TABLES

MAXIMUM 1-HOUR AVERAGED LINK CONTRIBUTIONS
IN PARTS PER MILLION (PPM)
INCLUDING AMBIENT BACKGROUND CONCENTRATIONS.

Rcptr No.	Total Conc	Ending Day Hr	Ambient Backgnd	Total Link	Link +1	Link +2	Link +3	Link +4	Link +5	Link +6	Link +7	Link +8	Link +9	Link +10
13	2.60	(41,18)	.00	2.60	.00	1.60	.10	.00	.10	.10	.60	.00	.00	.00
				Links 10+	.10	.00	.00	.00	.00	.00	.00	.00	.00	.00
14	2.60	(41,18)	.00	2.60	.00	1.60	.10	.00	.10	.10	.60	.00	.00	.00
				Links 10+	.10	.00	.00	.00	.00	.00	.00	.00	.00	.00
15	2.60	(41,18)	.00	2.60	.00	1.60	.10	.00	.10	.20	.50	.00	.00	.00
				Links 10+	.10	.00	.00	.00	.00	.00	.00	.00	.00	.00
16	2.50	(41,18)	.00	2.50	.00	1.50	.10	.00	.10	.20	.50	.00	.00	.00
				Links 10+	.10	.00	.00	.00	.00	.00	.00	.00	.00	.00
17	2.60	(41,18)	.00	2.60	.00	1.50	.20	.00	.10	.20	.50	.00	.00	.00
				Links 10+	.10	.00	.00	.00	.00	.00	.00	.00	.00	.00
18	2.70	(41,18)	.00	2.70	.00	1.50	.20	.10	.10	.20	.50	.00	.00	.00
				Links 10+	.10	.00	.00	.00	.00	.00	.00	.00	.00	.00
19	2.70	(41,18)	.00	2.70	.00	1.50	.20	.10	.10	.20	.50	.00	.00	.00
				Links 10+	.10	.00	.00	.00	.00	.00	.00	.00	.00	.00
20	2.70	(41,18)	.00	2.70	.00	1.50	.20	.10	.10	.20	.40	.00	.10	.00
				Links 10+	.10	.00	.00	.00	.00	.00	.00	.00	.00	.00
21	2.70	(41,18)	.00	2.70	.00	1.40	.20	.10	.10	.30	.40	.00	.10	.00
				Links 10+	.10	.00	.00	.00	.00	.00	.00	.00	.00	.00
22	2.90	(41,18)	.00	2.90	.00	1.40	.30	.10	.10	.30	.40	.00	.10	.00
				Links 10+	.20	.00	.00	.00	.00	.00	.00	.00	.00	.00
23	2.80	(41,18)	.00	2.80	.00	1.40	.30	.10	.10	.30	.30	.00	.10	.00
				Links 10+	.20	.00	.00	.00	.00	.00	.00	.00	.00	.00
24	2.70	(41,18)	.00	2.70	.00	1.30	.30	.10	.10	.30	.30	.00	.10	.00
				Links 10+	.20	.00	.00	.00	.00	.00	.00	.00	.00	.00
25	2.80	(41,18)	.00	2.80	.00	1.20	.40	.10	.10	.40	.20	.00	.10	.00
				Links 10+	.30	.00	.00	.00	.00	.00	.00	.00	.00	.00
26	2.70	(41,18)	.00	2.70	.00	1.10	.40	.10	.10	.40	.20	.00	.10	.00
				Links 10+	.30	.00	.00	.00	.00	.00	.00	.00	.00	.00
27	2.90	(41,18)	.00	2.90	.00	1.10	.50	.10	.10	.50	.10	.00	.10	.00
				Links 10+	.40	.00	.00	.00	.00	.00	.00	.00	.00	.00
28	2.90	(41,18)	.00	2.90	.00	.90	.60	.10	.10	.50	.10	.00	.10	.00
				Links 10+	.50	.00	.00	.00	.00	.00	.00	.00	.00	.00
29	2.90	(41,18)	.00	2.90	.00	.70	.70	.10	.10	.50	.00	.00	.10	.00
				Links 10+	.70	.00	.00	.00	.00	.00	.00	.00	.00	.00
30	3.20	(41,18)	.00	3.20	.00	.50	.90	.10	.10	.50	.00	.00	.10	.00
				Links 10+	1.00	.00	.00	.00	.00	.00	.00	.00	.00	.00
31	3.70	(285,21)	.00	3.70	.00	.40	.90	.00	.00	.60	.00	.00	.10	.00
				Links 10+	1.70	.00	.00	.00	.00	.00	.00	.00	.00	.00

JOB: HSS FDR Air Quality Existing/70' Jets

RUN: FDR DRIVE BET E 67TH-75TH STS/70' JETS

LINK CONTRIBUTION TABLES

MAXIMUM 1-HOUR AVERAGED LINK CONTRIBUTIONS
IN PARTS PER MILLION (PPM)
INCLUDING AMBIENT BACKGROUND CONCENTRATIONS.

Rcptr No.	Total Conc	Ending Day Hr	Ambient Backgnd	Total Link	Link +1	Link +2	Link +3	Link +4	Link +5	Link +6	Link +7	Link +8	Link +9	Link +10
32	4.30	(285,21)	.00	4.30	.00	.00	1.30	.00	.00	.60	.00	.00	.10	.00
			Links 10+		2.30	.00	.00	.00	.00	.00	.00	.00	.00	.00
33	3.70	(285,21)	.00	3.70	.00	.00	1.30	.00	.00	.60	.00	.00	.10	.00
			Links 10+		1.70	.00	.00	.00	.00	.00	.00	.00	.00	.00
34	3.90	(50, 8)	.00	3.90	.00	.70	.70	.00	.00	.00	.80	.00	.00	.10
			Links 10+		1.60	.00	.00	.00	.00	.00	.00	.00	.00	.00
35	3.80	(50, 8)	.00	3.80	.00	.50	.80	.00	.00	.10	.60	.00	.00	.10
			Links 10+		1.70	.00	.00	.00	.00	.00	.00	.00	.00	.00
36	3.40	(50, 8)	.00	3.40	.00	.40	1.00	.00	.00	.20	.50	.00	.00	.10
			Links 10+		1.20	.00	.00	.00	.00	.00	.00	.00	.00	.00
37	2.90	(316,17)	.00	2.90	.00	.70	.80	.00	.00	.10	.60	.00	.00	.00
			Links 10+		.70	.00	.00	.00	.00	.00	.00	.00	.00	.00
38	2.70	(316,17)	.00	2.70	.00	.60	.90	.00	.00	.10	.50	.00	.00	.00
			Links 10+		.60	.00	.00	.00	.00	.00	.00	.00	.00	.00
39	2.50	(316,17)	.00	2.50	.00	.50	.90	.00	.00	.20	.50	.00	.00	.00
			Links 10+		.40	.00	.00	.00	.00	.00	.00	.00	.00	.00
40	2.50	(316,17)	.00	2.50	.00	.50	1.00	.00	.00	.20	.40	.00	.00	.00
			Links 10+		.40	.00	.00	.00	.00	.00	.00	.00	.00	.00
41	2.30	(29, 9)	.00	2.30	.00	.20	1.10	.00	.00	.40	.30	.00	.10	.00
			Links 10+		.20	.00	.00	.00	.00	.00	.00	.00	.00	.00
42	2.20	(29, 9)	.00	2.20	.00	.20	1.10	.00	.00	.40	.20	.00	.10	.00
			Links 10+		.20	.00	.00	.00	.00	.00	.00	.00	.00	.00
43	2.10	(41,18)	.00	2.10	.00	.00	1.20	.20	.30	.40	.00	.00	.00	.00
			Links 10+		.00	.00	.00	.00	.00	.00	.00	.00	.00	.00
44	2.20	(316,17)	.00	2.20	.00	.30	1.10	.00	.00	.30	.30	.00	.00	.00
			Links 10+		.20	.00	.00	.00	.00	.00	.00	.00	.00	.00
45	2.20	(316,17)	.00	2.20	.00	.30	1.10	.00	.00	.30	.30	.00	.00	.00
			Links 10+		.20	.00	.00	.00	.00	.00	.00	.00	.00	.00
46	2.10	(50, 8)	.00	2.10	.00	.10	1.20	.00	.00	.60	.10	.00	.10	.00
			Links 10+		.00	.00	.00	.00	.00	.00	.00	.00	.00	.00
47	2.10	(41,18)	.00	2.10	.00	.00	1.10	.30	.40	.30	.00	.00	.00	.00
			Links 10+		.00	.00	.00	.00	.00	.00	.00	.00	.00	.00
48	2.00	(29, 9)	.00	2.00	.00	.10	1.10	.00	.00	.50	.10	.00	.10	.00
			Links 10+		.10	.00	.00	.00	.00	.00	.00	.00	.00	.00
49	2.00	(41,18)	.00	2.00	.00	.00	1.00	.40	.40	.20	.00	.00	.00	.00
			Links 10+		.00	.00	.00	.00	.00	.00	.00	.00	.00	.00
50	2.10	(41,18)	.00	2.10	.00	.00	1.00	.40	.50	.20	.00	.00	.00	.00
			Links 10+		.00	.00	.00	.00	.00	.00	.00	.00	.00	.00

JOB: HSS FDR Air Quality Existing/70' Jets

RUN: FDR DRIVE BET E 67TH-75TH STS/70' JETS

LINK CONTRIBUTION TABLES

MAXIMUM 1-HOUR AVERAGED LINK CONTRIBUTIONS
IN PARTS PER MILLION (PPM)
INCLUDING AMBIENT BACKGROUND CONCENTRATIONS.

Rcptr No.	Total Conc	Ending Day Hr	Ambient Backgnd	Total Link	Link +1	Link +2	Link +3	Link +4	Link +5	Link +6	Link +7	Link +8	Link +9	Link +10
51	2.10	(285,21)	.00	2.10	.00	.00	1.20	.10	.30	.50	.00	.00	.00	.00
				Links 10+	.00	.00	.00	.00	.00	.00	.00	.00	.00	.00
52	2.20	(316,17)	.00	2.20	.00	.20	1.20	.00	.00	.40	.20	.00	.10	.00
				Links 10+	.10	.00	.00	.00	.00	.00	.00	.00	.00	.00
53	2.20	(316,17)	.00	2.20	.00	.20	1.20	.00	.00	.40	.20	.00	.10	.00
				Links 10+	.10	.00	.00	.00	.00	.00	.00	.00	.00	.00
54	2.20	(285,21)	.00	2.20	.00	.00	.90	.50	.70	.10	.00	.00	.00	.00
				Links 10+	.00	.00	.00	.00	.00	.00	.00	.00	.00	.00
55	2.20	(285,21)	.00	2.20	.00	.00	.50	.90	.80	.00	.00	.00	.00	.00
				Links 10+	.00	.00	.00	.00	.00	.00	.00	.00	.00	.00
56	2.20	(316,17)	.00	2.20	.00	.20	1.20	.00	.00	.40	.20	.00	.10	.00
				Links 10+	.10	.00	.00	.00	.00	.00	.00	.00	.00	.00
57	2.60	(41,18)	.00	2.60	.20	1.40	.10	.00	.00	.10	.70	.00	.00	.10
				Links 10+	.00	.00	.00	.00	.00	.00	.00	.00	.00	.00
58	2.60	(172,16)	.00	2.60	.80	.00	.00	.00	.00	.00	.10	.50	.00	.00
				Links 10+	.00	1.20	.00	.00	.00	.00	.00	.00	.00	.00
59	2.90	(285,21)	.00	2.90	1.10	.30	.00	.00	.00	.00	.50	.30	.00	.10
				Links 10+	.00	.60	.00	.00	.00	.00	.00	.00	.00	.00
60	3.00	(285,21)	.00	3.00	1.10	.20	.00	.00	.00	.00	.30	.40	.00	.10
				Links 10+	.00	.90	.00	.00	.00	.00	.00	.00	.00	.00

SECOND HIGHEST 1-HOUR AVERAGED LINK CONTRIBUTIONS
IN PARTS PER MILLION (PPM)
INCLUDING AMBIENT BACKGROUND CONCENTRATIONS.

Rcptr No.	Total Conc	Ending Day Hr	Ambient Backgnd	Total Link	Link +1	Link +2	Link +3	Link +4	Link +5	Link +6	Link +7	Link +8	Link +9	Link +10
1	2.50	(285,21)	.00	2.50	.00	1.60	.00	.00	.00	.00	.80	.00	.00	.10
				Links 10+	.00	.00	.00	.00	.00	.00	.00	.00	.00	.00
2	2.50	(285,21)	.00	2.50	.00	1.60	.00	.00	.00	.00	.80	.00	.00	.10
				Links 10+	.00	.00	.00	.00	.00	.00	.00	.00	.00	.00
3	2.60	(50, 8)	.00	2.60	.60	.80	.00	.00	.00	.00	.00	.60	.00	.00
				Links 10+	.00	.60	.00	.00	.00	.00	.00	.00	.00	.00
4	2.60	(41,18)	.00	2.60	.00	1.70	.10	.00	.00	.10	.70	.00	.00	.00
				Links 10+	.00	.00	.00	.00	.00	.00	.00	.00	.00	.00
5	2.60	(41,18)	.00	2.60	.00	1.70	.10	.00	.00	.10	.70	.00	.00	.00
				Links 10+	.00	.00	.00	.00	.00	.00	.00	.00	.00	.00

JOB: HSS FDR Air Quality Existing/70' Jets

RUN: FDR DRIVE BET E 67TH-75TH STS/70' JETS

LINK CONTRIBUTION TABLES

SECOND HIGHEST 1-HOUR AVERAGED LINK CONTRIBUTIONS
IN PARTS PER MILLION (PPM)
INCLUDING AMBIENT BACKGROUND CONCENTRATIONS.

Rcptr No.	Total Conc	Ending Day Hr	Ambient Backgnd		Total Link	Link +1	Link +2	Link +3	Link +4	Link +5	Link +6	Link +7	Link +8	Link +9	Link +10
6	2.60	(50, 8)	.00		2.60	.20	1.30	.00	.00	.00	.00	.40	.30	.00	.00
				Links	10+	.00	.40	.00	.00	.00	.00	.00	.00	.00	.00
7	2.40	(41,18)	.00		2.40	.00	1.60	.10	.00	.00	.10	.60	.00	.00	.00
				Links	10+	.00	.00	.00	.00	.00	.00	.00	.00	.00	.00
8	2.50	(50, 8)	.00		2.50	.10	1.40	.00	.00	.00	.00	.50	.20	.00	.00
				Links	10+	.00	.30	.00	.00	.00	.00	.00	.00	.00	.00
9	2.50	(285,21)	.00		2.50	.00	1.60	.00	.00	.00	.00	.80	.00	.00	.10
				Links	10+	.00	.00	.00	.00	.00	.00	.00	.00	.00	.00
10	2.50	(50, 8)	.00		2.50	.10	1.40	.00	.00	.00	.00	.60	.20	.00	.00
				Links	10+	.00	.20	.00	.00	.00	.00	.00	.00	.00	.00
11	2.50	(285,21)	.00		2.50	.00	1.60	.00	.00	.00	.00	.80	.00	.00	.10
				Links	10+	.00	.00	.00	.00	.00	.00	.00	.00	.00	.00
12	2.50	(285,21)	.00		2.50	.00	1.60	.00	.00	.00	.00	.80	.00	.00	.10
				Links	10+	.00	.00	.00	.00	.00	.00	.00	.00	.00	.00
13	2.50	(285,21)	.00		2.50	.00	1.60	.00	.00	.00	.00	.80	.00	.00	.10
				Links	10+	.00	.00	.00	.00	.00	.00	.00	.00	.00	.00
14	2.50	(285,21)	.00		2.50	.00	1.60	.00	.00	.00	.00	.80	.00	.00	.10
				Links	10+	.00	.00	.00	.00	.00	.00	.00	.00	.00	.00
15	2.50	(285,21)	.00		2.50	.00	1.60	.00	.00	.00	.00	.80	.00	.00	.10
				Links	10+	.00	.00	.00	.00	.00	.00	.00	.00	.00	.00
16	2.50	(285,21)	.00		2.50	.00	1.60	.00	.00	.00	.00	.80	.00	.00	.10
				Links	10+	.00	.00	.00	.00	.00	.00	.00	.00	.00	.00
17	2.50	(285,21)	.00		2.50	.00	1.60	.00	.00	.00	.00	.80	.00	.00	.10
				Links	10+	.00	.00	.00	.00	.00	.00	.00	.00	.00	.00
18	2.50	(285,21)	.00		2.50	.00	1.60	.00	.00	.00	.00	.80	.00	.00	.10
				Links	10+	.00	.00	.00	.00	.00	.00	.00	.00	.00	.00
19	2.50	(285,21)	.00		2.50	.00	1.60	.00	.00	.00	.00	.80	.00	.00	.10
				Links	10+	.00	.00	.00	.00	.00	.00	.00	.00	.00	.00
20	2.50	(285,21)	.00		2.50	.00	1.60	.00	.00	.00	.00	.80	.00	.00	.10
				Links	10+	.00	.00	.00	.00	.00	.00	.00	.00	.00	.00
21	2.40	(50, 8)	.00		2.40	.00	1.50	.00	.00	.00	.00	.80	.00	.00	.10
				Links	10+	.00	.00	.00	.00	.00	.00	.00	.00	.00	.00
22	2.40	(50, 8)	.00		2.40	.00	1.50	.00	.00	.00	.00	.80	.00	.00	.10
				Links	10+	.00	.00	.00	.00	.00	.00	.00	.00	.00	.00
23	2.50	(285,21)	.00		2.50	.00	1.60	.00	.00	.00	.10	.70	.00	.00	.10
				Links	10+	.00	.00	.00	.00	.00	.00	.00	.00	.00	.00
24	2.50	(285,21)	.00		2.50	.00	1.60	.00	.00	.00	.10	.70	.00	.00	.10
				Links	10+	.00	.00	.00	.00	.00	.00	.00	.00	.00	.00

JOB: HSS FDR Air Quality Existing/70' Jets

RUN: FDR DRIVE BET E 67TH-75TH STS/70' JETS

LINK CONTRIBUTION TABLES

SECOND HIGHEST 1-HOUR AVERAGED LINK CONTRIBUTIONS
IN PARTS PER MILLION (PPM)
INCLUDING AMBIENT BACKGROUND CONCENTRATIONS.

Rcptr No.	Total Conc	Ending Day Hr	Ambient Backgnd	Total Link	Link +1	Link +2	Link +3	Link +4	Link +5	Link +6	Link +7	Link +8	Link +9	Link +10
25	2.50	(316,17)	.00	2.50	.10	1.60	.00	.00	.00	.00	.60	.10	.00	.00
			Links	10+	.00	.10	.00	.00	.00	.00	.00	.00	.00	.00
26	2.50	(285,21)	.00	2.50	.00	1.50	.10	.00	.00	.20	.60	.00	.00	.00
			Links	10+	.10	.00	.00	.00	.00	.00	.00	.00	.00	.00
27	2.50	(285,21)	.00	2.50	.00	1.50	.10	.00	.00	.20	.50	.00	.10	.00
			Links	10+	.10	.00	.00	.00	.00	.00	.00	.00	.00	.00
28	2.50	(285,21)	.00	2.50	.00	1.40	.10	.00	.00	.30	.40	.00	.10	.00
			Links	10+	.20	.00	.00	.00	.00	.00	.00	.00	.00	.00
29	2.70	(285,21)	.00	2.70	.00	1.30	.30	.00	.00	.40	.20	.00	.10	.00
			Links	10+	.40	.00	.00	.00	.00	.00	.00	.00	.00	.00
30	3.20	(285,21)	.00	3.20	.00	1.00	.50	.00	.00	.60	.10	.00	.10	.00
			Links	10+	.90	.00	.00	.00	.00	.00	.00	.00	.00	.00
31	3.50	(41,18)	.00	3.50	.00	.20	1.20	.10	.10	.50	.00	.00	.10	.00
			Links	10+	1.30	.00	.00	.00	.00	.00	.00	.00	.00	.00
32	3.50	(280, 7)	.00	3.50	.00	.00	.90	.00	.00	.60	.00	.00	.10	.00
			Links	10+	1.90	.00	.00	.00	.00	.00	.00	.00	.00	.00
33	3.20	(285,23)	.00	3.20	.00	.00	.90	.00	.00	.50	.00	.00	.10	.00
			Links	10+	1.70	.00	.00	.00	.00	.00	.00	.00	.00	.00
34	3.60	(76,19)	.00	3.60	.00	.60	.70	.00	.00	.00	.70	.00	.00	.10
			Links	10+	1.50	.00	.00	.00	.00	.00	.00	.00	.00	.00
35	3.60	(29, 9)	.00	3.60	.00	.60	.70	.00	.00	.10	.60	.00	.00	.10
			Links	10+	1.50	.00	.00	.00	.00	.00	.00	.00	.00	.00
36	3.20	(29, 9)	.00	3.20	.00	.40	.90	.00	.00	.10	.60	.00	.00	.10
			Links	10+	1.10	.00	.00	.00	.00	.00	.00	.00	.00	.00
37	2.70	(29, 9)	.00	2.70	.00	.30	.90	.00	.00	.20	.50	.00	.00	.10
			Links	10+	.70	.00	.00	.00	.00	.00	.00	.00	.00	.00
38	2.50	(50, 8)	.00	2.50	.00	.20	1.10	.00	.00	.40	.40	.00	.00	.00
			Links	10+	.40	.00	.00	.00	.00	.00	.00	.00	.00	.00
39	2.30	(156,10)	.00	2.30	.00	.40	.80	.00	.00	.20	.50	.00	.00	.00
			Links	10+	.40	.00	.00	.00	.00	.00	.00	.00	.00	.00
40	2.30	(29, 9)	.00	2.30	.00	.20	1.10	.00	.00	.40	.30	.00	.00	.00
			Links	10+	.30	.00	.00	.00	.00	.00	.00	.00	.00	.00
41	2.30	(316,17)	.00	2.30	.00	.40	1.00	.00	.00	.20	.40	.00	.00	.00
			Links	10+	.30	.00	.00	.00	.00	.00	.00	.00	.00	.00
42	2.20	(316,17)	.00	2.20	.00	.40	1.00	.00	.00	.20	.40	.00	.00	.00
			Links	10+	.20	.00	.00	.00	.00	.00	.00	.00	.00	.00
43	2.10	(50, 8)	.00	2.10	.00	.10	1.10	.00	.00	.50	.20	.00	.10	.00
			Links	10+	.10	.00	.00	.00	.00	.00	.00	.00	.00	.00

JOB: HSS FDR Air Quality Existing/70' Jets

RUN: FDR DRIVE BET E 67TH-75TH STS/70' JETS

LINK CONTRIBUTION TABLES

SECOND HIGHEST 1-HOUR AVERAGED LINK CONTRIBUTIONS
IN PARTS PER MILLION (PPM)
INCLUDING AMBIENT BACKGROUND CONCENTRATIONS.

Rcptr No.	Total Conc	Ending Day Hr	Ambient Backgnd	Total Link	Link +1	Link +2	Link +3	Link +4	Link +5	Link +6	Link +7	Link +8	Link +9	Link +10
44	2.20	(50, 8)	.00	2.20	.00	.10	1.20	.00	.00	.60	.10	.00	.10	.00
				Links 10+	.10	.00	.00	.00	.00	.00	.00	.00	.00	.00
45	2.20	(50, 8)	.00	2.20	.00	.10	1.20	.00	.00	.60	.10	.00	.10	.00
				Links 10+	.10	.00	.00	.00	.00	.00	.00	.00	.00	.00
46	2.10	(285,21)	.00	2.10	.00	.00	1.30	.00	.10	.60	.00	.00	.10	.00
				Links 10+	.00	.00	.00	.00	.00	.00	.00	.00	.00	.00
47	2.10	(50, 8)	.00	2.10	.00	.10	1.20	.00	.00	.60	.10	.00	.10	.00
				Links 10+	.00	.00	.00	.00	.00	.00	.00	.00	.00	.00
48	2.00	(50, 8)	.00	2.00	.00	.00	1.20	.00	.00	.60	.10	.00	.10	.00
				Links 10+	.00	.00	.00	.00	.00	.00	.00	.00	.00	.00
49	2.00	(50, 8)	.00	2.00	.00	.00	1.20	.00	.00	.60	.10	.00	.10	.00
				Links 10+	.00	.00	.00	.00	.00	.00	.00	.00	.00	.00
50	2.10	(285,21)	.00	2.10	.00	.00	1.20	.10	.20	.50	.00	.00	.10	.00
				Links 10+	.00	.00	.00	.00	.00	.00	.00	.00	.00	.00
51	2.10	(316,17)	.00	2.10	.00	.20	1.20	.00	.00	.40	.20	.00	.00	.00
				Links 10+	.10	.00	.00	.00	.00	.00	.00	.00	.00	.00
52	2.10	(285,21)	.00	2.10	.00	.00	1.10	.20	.40	.40	.00	.00	.00	.00
				Links 10+	.00	.00	.00	.00	.00	.00	.00	.00	.00	.00
53	2.10	(285,21)	.00	2.10	.00	.00	1.10	.30	.50	.20	.00	.00	.00	.00
				Links 10+	.00	.00	.00	.00	.00	.00	.00	.00	.00	.00
54	2.20	(316,17)	.00	2.20	.00	.20	1.20	.00	.00	.40	.20	.00	.10	.00
				Links 10+	.10	.00	.00	.00	.00	.00	.00	.00	.00	.00
55	2.20	(316,17)	.00	2.20	.00	.20	1.20	.00	.00	.40	.20	.00	.10	.00
				Links 10+	.10	.00	.00	.00	.00	.00	.00	.00	.00	.00
56	2.10	(285,21)	.00	2.10	.00	.00	.00	1.30	.80	.00	.00	.00	.00	.00
				Links 10+	.00	.00	.00	.00	.00	.00	.00	.00	.00	.00
57	2.40	(285,21)	.00	2.40	.50	1.00	.00	.00	.00	.00	.80	.00	.00	.10
				Links 10+	.00	.00	.00	.00	.00	.00	.00	.00	.00	.00
58	2.60	(41,18)	.00	2.60	.50	1.10	.10	.00	.00	.10	.70	.00	.00	.10
				Links 10+	.00	.00	.00	.00	.00	.00	.00	.00	.00	.00
59	2.50	(41,18)	.00	2.50	.60	.90	.10	.00	.00	.10	.70	.00	.00	.10
				Links 10+	.00	.00	.00	.00	.00	.00	.00	.00	.00	.00
60	2.70	(41,18)	.00	2.70	.80	.80	.10	.00	.00	.10	.60	.10	.00	.10
				Links 10+	.00	.10	.00	.00	.00	.00	.00	.00	.00	.00

JOB: HSS FDR Air Quality Existing/70' Jets

RUN: FDR DRIVE BET E 67TH-75TH STS/70' JETS

CALM DURATION FREQUENCY

Hours of Consecutive Calm Winds	Frequency of Occurrence	(Julian day/hour ending) of Significant Occurrences
1	155	(5,13)(5,19)(5,23)(6, 4)(29,10)(41,19)(49,19)(52, 8)(52,12)(59,18) (61,13)(63, 2)(63,24)(67,13)(73,17)(75, 1)(75,22)(76,16)(82,20)(83,14) (85, 5)(86,13)(87, 1)(88, 6)(92, 5)(109,21)(110, 1)(110, 3)(118, 7)(118, 9) (122, 7)(124,23)(126,21)(126,23)(127, 8)(131, 4)(135, 7)(139, 5)(139,16)(140, 6) (141, 4)(141, 8)(145, 4)(145, 6)(146,21)(147, 7)(147,13)(148, 2)(148, 8)(148,10) (150,21)(150,23)(154, 4)(154,18)(156, 5)(156,11)(156,15)(157,16)(158, 7)(160, 7) (160,11)(162,12)(162,22)(163, 2)(164, 5)(165, 2)(165,16)(165,22)(166,13)(170, 1) (170,15)(173, 1)(174, 4)(174,11)(174,14)(174,22)(175, 2)(175,16)(176, 7)(177,22) (180, 5)(182,24)(183, 5)(184, 4)(185, 8)(185,10)(188, 1)(190, 9)(194,21)(196, 3) (199, 2)(200, 2)(200,18)(200,23)(201, 1)(206, 3)(213,24)(216,10)(218,22)(219, 4) (224, 6)(225, 4)(226, 7)(227,17)(227,19)(227,21)(232, 5)(233, 6)(236,12)(238, 5) (247, 1)(247,11)(247,20)(249,16)(249,18)(249,20)(250,11)(253,10)(253,14)(257, 6) (258,22)(263,11)(264,24)(265, 2)(267, 5)(273,10)(275, 6)(281, 2)(281, 5)(282, 2) (282, 7)(282,15)(285,22)(286,23)(291, 6)(297,22)(298, 4)(298, 9)(305,23)(307, 4) (307,11)(308, 5)(310, 3)(315, 3)(316,16)(320,16)(326, 1)(326,17)(326,22)(330, 6) (338,24)(343,13)(350,14)(357, 4)(358, 4)
2	42	(6, 2)(26,13)(26,16)(34,15)(37,14)(50, 6)(66,24)(75, 4)(76,21)(83, 6) (95,22)(117,23)(124, 5)(125, 3)(127,12)(131, 1)(132, 7)(138, 1)(147, 5)(154, 9) (174, 2)(175, 5)(175, 8)(179,12)(190, 7)(196, 6)(197,17)(198, 5)(202,23)(211, 5) (228, 3)(253,22)(259, 2)(263, 5)(267,11)(279, 1)(293, 9)(310, 1)(314, 4)(326,14) (327, 2)(350,12)
3	14	(29, 6)(118, 4)(145, 1)(165, 8)(201, 6)(247,24)(282,12)(298, 2)(309,22)(314, 8) (320, 7)(320,11)(331, 7)(351, 5)
4	6	(1, 9)(115, 7)(141,13)(170, 6)(231, 7)(280, 5)
5	5	(64,15)(77, 3)(139, 2)(330, 3)(362,13)
6	3	(163,10)(225,13)(359,22)
7	1	(140, 4)
8	1	(54,14)
16	1	(48,12)
23	1	(13,18)

Program terminated normally

JOB: HSS FDR Air Quality Existing/70' Jets

RUN: FDR DRIVE BET E 67TH-75TH STS/70' JETS

General Information

Run start date: 1/ 1/ 4 Julian: 1
end date: 12/31/ 4 Julian: 366

A Tier 2 approach was used for input data preparation.

The MODE flag has been set to C for calculating CO averages.

Ambient background concentrations are included in the averages below.

Site & Meteorological Constants

VS = .0 CM/S VD = .0 CM/S Z0 = 175. CM ATIM = 60.

Met. Sfc. Sta. Id & Yr = 72503 2004
Upper Air Sta. Id & Yr = 94703 2004

CAUTION: The input years for the Run and Meteorological data differ. The respective values are: 4 and 2004.

Urban mixing heights were processed.

In 2004, Julian day 1 is a Thursday.

The patterns from the input file have been assigned as follows:

Pattern # 1 is assigned to Monday.
Pattern # 1 is assigned to Tuesday.
Pattern # 1 is assigned to Wednesday.
Pattern # 1 is assigned to Thursday.
Pattern # 1 is assigned to Friday.
Pattern # 1 is assigned to Saturday.
Pattern # 1 is assigned to Sunday.

Link Data Constants - (Variable data in *.LNK file)

LINK DESCRIPTION	LINK COORDINATES (FT) X1	Y1	X2	Y2	LENGTH (FT)	BRG (DEG)	TYPE	H (FT)	W (FT)	NLANES
1. FDR N/B 67th-68th St	-132.0	-225.0	15.0	-10.0	260.	34.	AG	.0	36.0	
2. FDR N/B 68th-71st St	15.0	-10.0	438.0	608.0	749.	34.	AG	.0	36.0	
3. FDR N/B 71st-73rd St	438.0	608.0	773.0	1098.0	594.	34.	AG	.0	36.0	
4. FDR N/B 73rd-75th St	773.0	1098.0	1056.0	1625.0	598.	28.	AG	.0	36.0	
5. FDR S/B 75th-73rd St	743.0	1118.0	1026.0	1645.0	598.	28.	AG	.0	36.0	
6. FDR S/B 73rd-71st St	408.0	628.0	743.0	1118.0	594.	34.	AG	.0	36.0	

JOB: HSS FDR Air Quality Existing/70' Jets

RUN: FDR DRIVE BET E 67TH-75TH STS/70' JETS

Link Data Constants - (Variable data in *.LNK file)

LINK DESCRIPTION	LINK COORDINATES (FT) X1	Y1	X2	Y2	LENGTH (FT)	BRG (DEG)	TYPE	H (FT)	W (FT)	NLANES
7. FDR S/B 71st-68th St	-15.0	10.0	408.0	628.0	749.	34.	AG	.0	36.0	
8. FDR S/B 68th-67th St	-162.0	-205.0	-15.0	10.0	260.	34.	AG	.0	36.0	
9. FDR Service Rd 73-71	385.0	644.0	720.0	1134.0	594.	34.	AG	.0	32.0	
10. FDR Service Rd 68-71	-38.0	26.0	385.0	644.0	749.	34.	AG	.0	32.0	
11. FDR N/B 70' Jet 71St	438.0	608.0	478.0	665.0	70.	35.	AG	.0	32.0	
12. FDR S/B 70' Jet 68St	-15.0	10.0	-55.0	-47.0	70.	215.	AG	.0	32.0	

Receptor Data

RECEPTOR	COORDINATES (FT) X	Y	Z
1. RECEPTOR 1	34.0	-23.0	6.0
2. RECEPTOR 2	48.0	-4.0	6.0
3. RECEPTOR 3	62.0	17.0	6.0
4. RECEPTOR 4	75.0	37.0	6.0
5. RECEPTOR 5	89.0	57.0	6.0
6. RECEPTOR 6	103.0	77.0	6.0
7. RECEPTOR 7	117.0	97.0	6.0
8. RECEPTOR 8	130.0	117.0	6.0
9. RECEPTOR 9	144.0	137.0	6.0
10. RECEPTOR 10	158.0	158.0	6.0
11. RECEPTOR 11	172.0	178.0	6.0
12. RECEPTOR 12	186.0	198.0	6.0
13. RECEPTOR 13	199.0	218.0	6.0
14. RECEPTOR 14	213.0	238.0	6.0
15. RECEPTOR 15	227.0	258.0	6.0
16. RECEPTOR 16	241.0	278.0	6.0
17. RECEPTOR 17	255.0	299.0	6.0
18. RECEPTOR 18	268.0	319.0	6.0
19. RECEPTOR 19	282.0	339.0	6.0
20. RECEPTOR 20	296.0	359.0	6.0
21. RECEPTOR 21	310.0	379.0	6.0
22. RECEPTOR 22	323.0	399.0	6.0
23. RECEPTOR 23	337.0	419.0	6.0
24. RECEPTOR 24	351.0	440.0	6.0
25. RECEPTOR 25	365.0	460.0	6.0
26. RECEPTOR 26	379.0	480.0	6.0
27. RECEPTOR 27	392.0	500.0	6.0
28. RECEPTOR 28	406.0	520.0	6.0

JOB: HSS FDR Air Quality Existing/70' Jets

RUN: FDR DRIVE BET E 67TH-75TH STS/70' JETS

Receptor Data

RECEPTOR	COORDINATES (FT) X	Y	Z
29. RECEPTOR 29	420.0	540.0	6.0
30. RECEPTOR 30	434.0	561.0	6.0
31. RECEPTOR 31	447.0	581.0	6.0
32. RECEPTOR 32	461.0	601.0	6.0
33. RECEPTOR 33	475.0	621.0	6.0
34. RECEPTOR 34	489.0	641.0	6.0
35. RECEPTOR 35	503.0	661.0	6.0
36. RECEPTOR 36	516.0	681.0	6.0
37. RECEPTOR 37	530.0	702.0	6.0
38. RECEPTOR 38	544.0	722.0	6.0
39. RECEPTOR 39	558.0	742.0	6.0
40. RECEPTOR 40	571.0	762.0	6.0
41. RECEPTOR 41	585.0	782.0	6.0
42. RECEPTOR 42	599.0	802.0	6.0
43. RECEPTOR 43	613.0	822.0	6.0
44. RECEPTOR 44	627.0	843.0	6.0
45. RECEPTOR 45	640.0	863.0	6.0
46. RECEPTOR 46	654.0	883.0	6.0
47. RECEPTOR 47	668.0	903.0	6.0
48. RECEPTOR 48	682.0	923.0	6.0
49. RECEPTOR 49	696.0	943.0	6.0
50. RECEPTOR 50	709.0	964.0	6.0
51. RECEPTOR 51	723.0	984.0	6.0
52. RECEPTOR 52	737.0	1004.0	6.0
53. RECEPTOR 53	751.0	1024.0	6.0
54. RECEPTOR 54	764.0	1044.0	6.0
55. RECEPTOR 55	778.0	1064.0	6.0
56. RECEPTOR 56	792.0	1084.0	6.0
57. RECEPTOR 57	20.0	-44.0	6.0
58. RECEPTOR 58	6.0	-64.0	6.0
59. RECEPTOR 59	-7.0	-84.0	6.0
60. RECEPTOR 60	-21.0	-104.0	6.0

JOB: HSS FDR Air Quality Existing/70' Jets

RUN: FDR DRIVE BET E 67TH-75TH STS/70' JETS

Model Results

Remarks : In search of the wind direction corresponding to the maximum concentration, only the first direction, of the directions with the same maximum concentrations, is indicated as the maximum.

* MAXIMUM HOURLY CONCENTRATIONS WITH ANY AMBIENT BACKGROUND CONCENTRATIONS (BKG) ADDED
* (PPM)

	REC1	REC2	REC3	REC4	REC5	REC6	REC7	REC8	REC9	REC10
MAX+BKG	2.6	2.5	2.5	2.5	2.5	2.5	2.5	2.5	2.5	2.5
- BKG	.0	.0	.0	.0	.0	.0	.0	.0	.0	.0
MAX	2.6	2.5	2.5	2.5	2.5	2.5	2.5	2.5	2.5	2.5
WIND DIR	324	261	13	13	13	13	13	13	13	13
JULIAN	94	87	299	299	299	299	299	299	299	299
HOUR	17	9	18	18	18	18	18	18	18	18

	REC11	REC12	REC13	REC14	REC15	REC16	REC17	REC18	REC19	REC20
MAX+BKG	2.4	2.4	2.5	2.5	2.4	2.4	2.4	2.4	2.4	2.4
- BKG	.0	.0	.0	.0	.0	.0	.0	.0	.0	.0
MAX	2.4	2.4	2.5	2.5	2.4	2.4	2.4	2.4	2.4	2.4
WIND DIR	13	13	13	13	13	13	13	13	13	13
JULIAN	299	299	299	299	299	299	299	299	299	299
HOUR	18	18	18	18	18	18	18	18	18	18

	REC21	REC22	REC23	REC24	REC25	REC26	REC27	REC28	REC29	REC30
MAX+BKG	2.4	2.5	2.6	2.4	2.6	2.5	2.7	2.8	2.8	3.1
- BKG	.0	.0	.0	.0	.0	.0	.0	.0	.0	.0
MAX	2.4	2.5	2.6	2.4	2.6	2.5	2.7	2.8	2.8	3.1
WIND DIR	13	13	13	13	13	13	13	13	13	13
JULIAN	299	299	299	299	299	299	299	299	299	299
HOUR	18	18	18	18	18	18	18	18	18	18

	REC31	REC32	REC33	REC34	REC35	REC36	REC37	REC38	REC39	REC40
MAX+BKG	3.5	4.0	4.2	3.5	3.3	2.8	2.6	2.5	2.2	2.2
- BKG	.0	.0	.0	.0	.0	.0	.0	.0	.0	.0
MAX	3.5	4.0	4.2	3.5	3.3	2.8	2.6	2.5	2.2	2.2
WIND DIR	13	324	324	324	232	229	217	229	217	229
JULIAN	299	94	94	94	323	276	99	276	99	276
HOUR	18	17	17	17	16	21	18	21	18	21

JOB: HSS FDR Air Quality Existing/70' Jets RUN: FDR DRIVE BET E 67TH-75TH STS/70' JETS

* MAXIMUM HOURLY CONCENTRATIONS WITH ANY AMBIENT BACKGROUND CONCENTRATIONS (BKG) ADDED
(PPM)

	REC41	REC42	REC43	REC44	REC45	REC46	REC47	REC48	REC49	REC50
MAX+BKG	2.2	2.0	2.1	2.1	2.1	2.1	2.2	2.0	2.1	2.1
- BKG	.0	.0	.0	.0	.0	.0	.0	.0	.0	.0
MAX	2.2	2.0	2.1	2.1	2.1	2.1	2.2	2.0	2.1	2.1
WIND DIR	217	217	13	13	13	13	13	13	13	13
JULIAN	99	99	299	299	299	299	299	299	299	299
HOUR	18	18	18	18	18	18	18	18	18	18

	REC51	REC52	REC53	REC54	REC55	REC56	REC57	REC58	REC59	REC60
MAX+BKG	2.1	2.1	2.2	2.1	2.1	2.0	2.8	3.2	2.8	2.6
- BKG	.0	.0	.0	.0	.0	.0	.0	.0	.0	.0
MAX	2.1	2.1	2.2	2.1	2.1	2.0	2.8	3.2	2.8	2.6
WIND DIR	13	13	13	13	13	217	324	324	324	13
JULIAN	299	299	299	299	299	99	94	94	94	299
HOUR	18	18	18	18	18	18	17	17	17	18

THE HIGHEST CONCENTRATION OF 4.20 PPM OCCURRED AT RECEPTOR REC33.

JOB: HSS FDR Air Quality Existing/70' Jets

RUN: FDR DRIVE BET E 67TH-75TH STS/70' JETS

==========
Output Section
==========

NOTES PERTAINING TO THE REPORT

1. THE HIGHEST AVERAGE IN EACH OF THE FIRST TWO COLUMNS OF EACH TABLE BELOW ARE SUFFIXED BY AN ASTERISK (*). FOR PM OUTPUT, THERE IS ONLY ONE COLUMN AND ASTERISK FOR THE ANNUAL AVERAGE/PERIOD OF CONCERN TABLE.

2. THE NUMBERS IN PARENTHESES ARE THE JULIAN DAY AND ENDING HOUR FOR THE PRECEDING AVERAGE.

3. THE NUMBER OF CALM HOURS USED IN PRODUCING EACH AVERAGE ARE PREFIXED BY A C.

PRIMARY AVERAGES.

MAXIMUM 8-HOUR RUNNING NONOVERLAPPING AVERAGE CONCENTRATIONS
IN PARTS PER MILLION (PPM),
INCLUDING AMBIENT BACKGROUND CONCENTRATIONS.

Receptor Number	Highest Conc	Highest Ending Day Hr	Highest Calm	Second highest Conc	Second highest Ending Day Hr	Second highest Calm
1	1.48	(94,21)	C 2	1.33	(327,22)	C 0
2	1.40	(94,21)	C 2	1.20	(327,21)	C 0
3	1.30	(94,21)	C 2	1.19	(323,23)	C 0
4	1.32	(94,21)	C 2	1.20	(323,19)	C 0
5	1.27	(94,21)	C 2	1.25	(323,18)	C 0
6	1.27	(94,21)	C 2	1.19	(323,18)	C 0
7	1.25	(94,21)	C 2	1.20	(323,18)	C 0
8	1.24	(323,18)	C 0	1.22	(94,21)	C 2
9	1.22	(94,21)	C 2	1.21	(323,18)	C 0
10	1.25	(94,21)	C 2	1.17	(323,18)	C 0
11	1.25	(94,21)	C 2	1.15	(323,18)	C 0
12	1.25	(94,21)	C 2	1.19	(323,18)	C 0
13	1.25	(94,21)	C 2	1.21	(323,18)	C 0
14	1.25	(94,21)	C 2	1.19	(323,18)	C 0
15	1.25	(94,21)	C 2	1.19	(323,18)	C 0
16	1.22	(94,21)	C 2	1.16	(323,18)	C 0
17	1.23	(94,21)	C 2	1.17	(323,18)	C 0
18	1.23	(94,21)	C 2	1.19	(323,18)	C 0
19	1.23	(94,21)	C 2	1.16	(323,18)	C 0
20	1.23	(94,21)	C 2	1.15	(323,18)	C 0
21	1.23	(94,21)	C 2	1.16	(323,18)	C 0
22	1.23	(94,21)	C 2	1.19	(323,18)	C 0
23	1.23	(94,21)	C 2	1.19	(323,18)	C 0
24	1.23	(94,21)	C 2	1.20	(323,18)	C 0

JOB: HSS FDR Air Quality Existing/70' Jets RUN: FDR DRIVE BET E 67TH-75TH STS/70' JETS

MAXIMUM 8-HOUR RUNNING NONOVERLAPPING AVERAGE CONCENTRATIONS
IN PARTS PER MILLION (PPM),
INCLUDING AMBIENT BACKGROUND CONCENTRATIONS.

Receptor Number	Highest Conc	Highest Ending Day Hr	Calm	Second highest Conc	Second highest Ending Day Hr	Calm
25	1.23	(94,21)	C 2	1.20	(323,18)	C 0
26	1.23	(94,21)	C 2	1.20	(323,18)	C 0
27	1.23	(94,21)	C 2	1.20	(323,18)	C 0
28	1.23	(94,21)	C 2	1.20	(323,18)	C 0
29	1.22	(94,21)	C 2	1.20	(323,18)	C 0
30	1.28	(32,23)	C 0	1.25	(159, 1)	C 0
31	1.55	(324,19)	C 2	1.44	(299,22)	C 1
32	2.00	(324,19)	C 2	1.82	(327,21)	C 0
33	2.15*	(94,21)	C 2	1.98*	(327,21)	C 0
34	2.08	(94,21)	C 2	1.88	(323,23)	C 0
35	1.81	(323,19)	C 0	1.64	(260,23)	C 0
36	1.60	(323,19)	C 0	1.40	(260,23)	C 0
37	1.37	(323,19)	C 0	1.26	(260,24)	C 0
38	1.23	(323,18)	C 0	1.10	(260,24)	C 0
39	1.17	(323,18)	C 0	1.06	(260,24)	C 0
40	1.15	(323,18)	C 0	1.08	(94,21)	C 2
41	1.12	(323,18)	C 0	1.05	(94,21)	C 2
42	1.07	(323,18)	C 0	1.05	(94,21)	C 2
43	1.06	(323,18)	C 0	1.05	(94,21)	C 2
44	1.06	(323,18)	C 0	1.05	(94,21)	C 2
45	1.07	(94,21)	C 2	1.04	(323,18)	C 0
46	1.05	(94,21)	C 2	1.04	(323,18)	C 0
47	1.05	(94,21)	C 2	1.02	(323,18)	C 0
48	1.03	(94,21)	C 2	1.01	(323,18)	C 0
49	1.03	(94,21)	C 2	1.02	(323,18)	C 0
50	1.03	(94,21)	C 2	1.03	(323,18)	C 0
51	1.03	(94,21)	C 2	1.01	(323,18)	C 0
52	1.03	(94,21)	C 2	1.00	(323,18)	C 0
53	1.05	(94,21)	C 2	1.01	(323,18)	C 0
54	1.07	(94,21)	C 2	1.01	(323,18)	C 0
55	1.05	(94,21)	C 2	1.00	(323,18)	C 0
56	1.05	(94,21)	C 2	.99	(323,18)	C 0
57	1.43	(94,21)	C 2	1.42	(327,21)	C 0
58	1.42	(324,19)	C 2	1.40	(94,21)	C 2
59	1.45	(324,19)	C 2	1.23	(94,21)	C 2
60	1.28	(324,19)	C 2	1.13	(299,22)	C 1

FIVE HIGHEST 1-HOUR END-TO-END AVERAGE CONCENTRATIONS IN PARTS PER MILLION
INCLUDING AMBIENT BACKGROUND CONCENTRATIONS.

Rcptr No.	Highest Conc	Highest Ending Day Hr	Calm	Second Highest Conc	Second Highest Ending Day Hr	Calm	Third Highest Conc	Third Highest Ending Day Hr	Calm	Fourth Highest Conc	Fourth Highest Ending Day Hr	Calm	Fifth Highest Conc	Fifth Highest Ending Day Hr	Calm
1	2.60	(94,17)	C 0	2.50	(60, 8)	C 0	2.50	(299,18)	C 0	2.30	(61, 7)	C 0	2.30	(87, 9)	C 0

JOB: HSS FDR Air Quality Existing/70' Jets

RUN: FDR DRIVE BET E 67TH-75TH STS/70' JETS

FIVE HIGHEST 1-HOUR END-TO-END AVERAGE CONCENTRATIONS IN PARTS PER MILLION
INCLUDING AMBIENT BACKGROUND CONCENTRATIONS.

Rcptr	Highest Ending			Second Highest Ending			Third Highest Ending			Fourth Highest Ending			Fifth Highest Ending		
No.	Conc	Day Hr	Calm	Conc	Day Hr	Calm	Conc	Day Hr	Calm	Conc	Day Hr	Calm	Conc	Day Hr	Calm
2	2.50	(87, 9)	C 0	2.50	(299,18)	C 0	2.30	(94,17)	C 0	2.20	(60, 8)	C 0	2.10	(126,22)	C 0
3	2.50	(299,18)	C 0	2.30	(94,17)	C 0	2.20	(174,21)	C 0	2.20	(87, 9)	C 0	2.10	(346, 8)	C 0
4	2.50	(299,18)	C 0	2.30	(94,17)	C 0	2.20	(356,16)	C 0	2.10	(144,18)	C 0	2.10	(174,21)	C 0
5	2.50	(299,18)	C 0	2.30	(94,17)	C 0	2.10	(323,16)	C 0	2.10	(356,16)	C 0	2.00	(144,18)	C 0
6	2.50	(299,18)	C 0	2.30	(94,17)	C 0	2.10	(356,16)	C 0	2.00	(276,21)	C 0	2.00	(323,16)	C 0
7	2.50	(299,18)	C 0	2.30	(94,17)	C 0	2.20	(323,16)	C 0	2.10	(276,21)	C 0	2.10	(356,16)	C 0
8	2.50	(299,18)	C 0	2.30	(94,17)	C 0	2.10	(323,16)	C 0	2.00	(276,21)	C 0	2.00	(356,16)	C 0
9	2.50	(299,18)	C 0	2.30	(94,17)	C 0	2.10	(276,21)	C 0	2.10	(323,16)	C 0	2.10	(356,16)	C 0
10	2.50	(299,18)	C 0	2.30	(94,17)	C 0	2.20	(323,16)	C 0	2.00	(276,21)	C 0	2.00	(228, 8)	C 0
11	2.40	(299,18)	C 0	2.30	(94,17)	C 0	2.10	(356,16)	C 0	2.00	(228, 8)	C 0	2.00	(276,21)	C 0
12	2.40	(299,18)	C 0	2.30	(94,17)	C 0	2.10	(323,16)	C 0	2.10	(356,16)	C 0	2.00	(276,21)	C 0
13	2.50	(299,18)	C 0	2.30	(94,17)	C 0	2.10	(228, 8)	C 0	2.10	(323,16)	C 0	2.10	(356,16)	C 0
14	2.50	(299,18)	C 0	2.30	(94,17)	C 0	2.10	(323,16)	C 0	2.00	(228, 8)	C 0	2.00	(276,21)	C 0
15	2.40	(299,18)	C 0	2.30	(94,17)	C 0	2.10	(276,21)	C 0	2.10	(323,16)	C 0	2.00	(356,16)	C 0
16	2.40	(299,18)	C 0	2.30	(94,17)	C 0	2.10	(276,21)	C 0	2.00	(323,16)	C 0	2.00	(356,16)	C 0
17	2.40	(299,18)	C 0	2.30	(94,17)	C 0	2.10	(276,21)	C 0	2.10	(356,16)	C 0	2.00	(323,16)	C 0
18	2.40	(299,18)	C 0	2.30	(94,17)	C 0	2.20	(276,21)	C 0	2.20	(323,16)	C 0	2.00	(32,17)	C 0
19	2.40	(299,18)	C 0	2.30	(94,17)	C 0	2.10	(32,17)	C 0	2.10	(276,21)	C 0	2.10	(323,16)	C 0
20	2.40	(299,18)	C 0	2.30	(94,17)	C 0	2.10	(276,21)	C 0	2.00	(32,17)	C 0	2.00	(99,18)	C 0
21	2.40	(299,18)	C 0	2.30	(94,17)	C 0	2.00	(99,18)	C 0	2.00	(276,21)	C 0	2.00	(323,16)	C 0
22	2.50	(299,18)	C 0	2.30	(94,17)	C 0	2.10	(99,18)	C 0	2.00	(64,16)	C 0	2.00	(228, 8)	C 0
23	2.60	(299,18)	C 0	2.30	(94,17)	C 0	2.10	(99,18)	C 0	2.00	(229,14)	C 0	2.00	(64,16)	C 0
24	2.40	(299,18)	C 0	2.30	(94,17)	C 0	2.10	(32,17)	C 0	2.10	(99,18)	C 0	2.10	(276,21)	C 0
25	2.60	(299,18)	C 0	2.30	(94,17)	C 0	2.10	(95, 9)	C 0	2.10	(99,18)	C 0	2.10	(228, 8)	C 0
26	2.50	(299,18)	C 0	2.30	(94,17)	C 0	2.20	(99,18)	C 0	2.10	(32,17)	C 0	2.10	(276,21)	C 0
27	2.70	(299,18)	C 0	2.30	(94,17)	C 0	2.30	(228, 8)	C 0	2.10	(229,14)	C 0	2.10	(267,19)	C 0
28	2.80	(299,18)	C 0	2.30	(228, 8)	C 0	2.30	(94,17)	C 0	2.20	(95, 9)	C 0	2.10	(229,14)	C 0
29	2.80	(299,18)	C 0	2.50	(228, 8)	C 0	2.30	(322, 8)	C 0	2.20	(32,17)	C 0	2.20	(94,17)	C 0
30	3.10	(299,18)	C 0	2.70	(228, 8)	C 0	2.50	(33,17)	C 0	2.50	(267,19)	C 0	2.40	(94,17)	C 0
31	3.50	(299,18)	C 0	3.10	(94,17)	C 0	3.00	(228, 8)	C 0	2.80	(267,19)	C 0	2.80	(322, 8)	C 0
32	4.00	(94,17)	C 0	3.80*	(299,18)	C 0	3.20	(201, 8)	C 0	3.20	(299,15)	C 0	3.10	(266, 8)	C 0
33	4.20*	(94,17)	C 0	3.20	(266, 8)	C 0	3.20	(299,18)	C 0	3.10	(61, 8)	C 0	3.10	(199, 8)	C 0
34	3.50	(94,17)	C 0	3.30	(87, 9)	C 0	3.20	(60, 8)	C 0	3.10	(174,21)	C 0	3.10	(356,16)	C 0
35	3.30	(323,16)	C 0	3.10	(356,16)	C 0	3.00	(276,21)	C 0	2.90	(174,21)	C 0	2.90	(303, 8)	C 0
36	2.80	(276,21)	C 0	2.80	(323,16)	C 0	2.80	(356,16)	C 0	2.60	(163,23)	C 0	2.60	(260,23)	C 0
37	2.60	(99,18)	C 0	2.50	(276,21)	C 0	2.40	(323,16)	C 0	2.40	(356,16)	C 0	2.30	(64,16)	C 0
38	2.50	(276,21)	C 0	2.30	(99,18)	C 0	2.20	(64,16)	C 0	2.20	(323,16)	C 0	2.10	(299,18)	C 0
39	2.20	(99,18)	C 0	2.10	(64,16)	C 0	2.10	(299,18)	C 0	2.00	(226,19)	C 0	2.00	(276,21)	C 0
40	2.20	(276,21)	C 0	2.10	(99,18)	C 0	2.10	(299,18)	C 0	2.00	(64,16)	C 0	2.00	(323,16)	C 0
41	2.20	(99,18)	C 0	2.10	(299,18)	C 0	2.00	(276,21)	C 0	1.90	(323,16)	C 0	1.80	(64,16)	C 0
42	2.00	(99,18)	C 0	2.00	(299,18)	C 0	1.90	(276,21)	C 0	1.80	(64,16)	C 0	1.80	(94,17)	C 0

JOB: HSS FDR Air Quality Existing/70' Jets

RUN: FDR DRIVE BET E 67TH-75TH STS/70' JETS

FIVE HIGHEST 1-HOUR END-TO-END AVERAGE CONCENTRATIONS IN PARTS PER MILLION
INCLUDING AMBIENT BACKGROUND CONCENTRATIONS.

Rcptr	Highest			Second Highest			Third Highest			Fourth Highest			Fifth Highest		
No.	Conc	Ending Day Hr	Calm	Conc	Ending Day Hr	Calm	Conc	Ending Day Hr	Calm	Conc	Ending Day Hr	Calm	Conc	Ending Day Hr	Calm
43	2.10	(299,18)	C 0	2.00	(99,18)	C 0	1.90	(64,16)	C 0	1.80	(94,17)	C 0	1.80	(276,21)	C 0
44	2.10	(299,18)	C 0	1.90	(99,18)	C 0	1.80	(64,16)	C 0	1.80	(94,17)	C 0	1.80	(276,21)	C 0
45	2.10	(299,18)	C 0	2.00	(99,18)	C 0	2.00	(276,21)	C 0	1.90	(356,16)	C 0	1.80	(94,17)	C 0
46	2.10	(299,18)	C 0	1.90	(276,21)	C 0	1.90	(356,16)	C 0	1.90	(99,18)	C 0	1.80	(94,17)	C 0
47	2.20	(299,18)	C 0	2.00	(99,18)	C 0	1.90	(276,21)	C 0	1.90	(323,16)	C 0	1.80	(94,17)	C 0
48	2.00	(299,18)	C 0	1.90	(99,18)	C 0	1.80	(94,17)	C 0	1.80	(276,21)	C 0	1.80	(323,16)	C 0
49	2.10	(299,18)	C 0	1.90	(356,16)	C 0	1.80	(94,17)	C 0	1.80	(99,18)	C 0	1.80	(276,21)	C 0
50	2.10	(299,18)	C 0	1.90	(99,18)	C 0	1.90	(323,16)	C 0	1.90	(356,16)	C 0	1.80	(64,16)	C 0
51	2.10	(299,18)	C 0	1.90	(99,18)	C 0	1.90	(323,16)	C 0	1.80	(64,16)	C 0	1.80	(94,17)	C 0
52	2.10	(299,18)	C 0	1.90	(99,18)	C 0	1.90	(323,16)	C 0	1.80	(64,16)	C 0	1.80	(94,17)	C 0
53	2.20	(299,18)	C 0	1.90	(99,18)	C 0	1.90	(94,17)	C 0	1.90	(323,16)	C 0	1.80	(276,21)	C 0
54	2.10	(299,18)	C 0	2.00	(94,17)	C 0	1.90	(99,18)	C 0	1.90	(323,16)	C 0	1.80	(276,21)	C 0
55	2.10	(299,18)	C 0	1.90	(99,18)	C 0	1.90	(94,17)	C 0	1.80	(276,21)	C 0	1.80	(323,16)	C 0
56	2.00	(99,18)	C 0	2.00	(299,18)	C 0	1.80	(94,17)	C 0	1.80	(276,21)	C 0	1.80	(323,16)	C 0
57	2.80	(94,17)	C 0	2.40	(60, 8)	C 0	2.40	(299,18)	C 0	2.30	(266, 8)	C 0	2.20	(11, 9)	C 0
58	3.20	(94,17)	C 0	2.40	(201, 8)	C 0	2.40	(266, 8)	C 0	2.30	(264,19)	C 0	2.30	(281, 8)	C 0
59	2.80	(94,17)	C 0	2.50	(299,18)	C 0	2.40	(201, 8)	C 0	2.30	(33,17)	C 0	2.30	(245, 7)	C 0
60	2.60	(299,18)	C 0	2.40	(94,17)	C 0	2.10	(299,15)	C 0	2.10	(322,16)	C 0	2.10	(33,17)	C 0

MAXIMUM 8-HOUR AVERAGED LINK CONTRIBUTIONS
IN PARTS PER MILLION (PPM)
INCLUDING AMBIENT BACKGROUND CONCENTRATIONS.

Rcptr No.	Total Conc	Ending Day Hr	Ambient Backgnd	Total Link		Link +1	Link +2	Link +3	Link +4	Link +5	Link +6	Link +7	Link +8	Link +9	Link +10
1	1.48	(94,21)	.00	1.48		.42	.28	.00	.00	.00	.00	.17	.25	.00	.00
				Links	10+	.00	.37	.00	.00	.00	.00	.00	.00	.00	.00
2	1.40	(94,21)	.00	1.40		.17	.57	.00	.00	.00	.00	.23	.15	.00	.02
				Links	10+	.00	.27	.00	.00	.00	.00	.00	.00	.00	.00
3	1.30	(94,21)	.00	1.30		.07	.67	.00	.00	.00	.00	.30	.12	.00	.02
				Links	10+	.00	.13	.00	.00	.00	.00	.00	.00	.00	.00
4	1.32	(94,21)	.00	1.32		.05	.72	.00	.00	.00	.00	.37	.07	.00	.02
				Links	10+	.00	.10	.00	.00	.00	.00	.00	.00	.00	.00
5	1.27	(94,21)	.00	1.27		.03	.73	.00	.00	.00	.00	.37	.05	.00	.02
				Links	10+	.00	.07	.00	.00	.00	.00	.00	.00	.00	.00
6	1.27	(94,21)	.00	1.27		.03	.73	.00	.00	.00	.00	.40	.05	.00	.02
				Links	10+	.00	.03	.00	.00	.00	.00	.00	.00	.00	.00
7	1.25	(94,21)	.00	1.25		.02	.75	.00	.00	.00	.00	.40	.03	.00	.02
				Links	10+	.00	.03	.00	.00	.00	.00	.00	.00	.00	.00

JOB: HSS FDR Air Quality Existing/70' Jets

RUN: FDR DRIVE BET E 67TH-75TH STS/70' JETS

LINK CONTRIBUTION TABLES

MAXIMUM 8-HOUR AVERAGED LINK CONTRIBUTIONS
IN PARTS PER MILLION (PPM)
INCLUDING AMBIENT BACKGROUND CONCENTRATIONS.

Rcptr No.	Total Conc	Ending Day Hr	Ambient Backgnd	Total Link	Link +1	Link +2	Link +3	Link +4	Link +5	Link +6	Link +7	Link +8	Link +9	Link +10
8	1.24	(323,18)	.00	1.24	.09	.68	.00	.00	.00	.00	.25	.11	.00	.00
				Links 10+	.00	.11	.00	.00	.00	.00	.00	.00	.00	.00
9	1.22	(94,21)	.00	1.22	.02	.75	.00	.00	.00	.00	.40	.02	.00	.02
				Links 10+	.00	.02	.00	.00	.00	.00	.00	.00	.00	.00
10	1.25	(94,21)	.00	1.25	.02	.77	.00	.00	.00	.00	.42	.02	.00	.02
				Links 10+	.00	.02	.00	.00	.00	.00	.00	.00	.00	.00
11	1.25	(94,21)	.00	1.25	.02	.77	.00	.00	.00	.00	.42	.02	.00	.02
				Links 10+	.00	.02	.00	.00	.00	.00	.00	.00	.00	.00
12	1.25	(94,21)	.00	1.25	.02	.77	.00	.00	.00	.00	.42	.02	.00	.02
				Links 10+	.00	.02	.00	.00	.00	.00	.00	.00	.00	.00
13	1.25	(94,21)	.00	1.25	.02	.77	.00	.00	.00	.00	.42	.02	.00	.02
				Links 10+	.00	.02	.00	.00	.00	.00	.00	.00	.00	.00
14	1.25	(94,21)	.00	1.25	.02	.77	.00	.00	.00	.00	.42	.02	.00	.02
				Links 10+	.00	.02	.00	.00	.00	.00	.00	.00	.00	.00
15	1.25	(94,21)	.00	1.25	.02	.77	.00	.00	.00	.00	.42	.02	.00	.02
				Links 10+	.00	.02	.00	.00	.00	.00	.00	.00	.00	.00
16	1.22	(94,21)	.00	1.22	.00	.77	.00	.00	.00	.00	.42	.02	.00	.02
				Links 10+	.00	.00	.00	.00	.00	.00	.00	.00	.00	.00
17	1.23	(94,21)	.00	1.23	.00	.77	.00	.00	.00	.00	.43	.02	.00	.02
				Links 10+	.00	.00	.00	.00	.00	.00	.00	.00	.00	.00
18	1.23	(94,21)	.00	1.23	.00	.78	.00	.00	.00	.00	.43	.00	.00	.02
				Links 10+	.00	.00	.00	.00	.00	.00	.00	.00	.00	.00
19	1.23	(94,21)	.00	1.23	.00	.78	.00	.00	.00	.00	.43	.00	.00	.02
				Links 10+	.00	.00	.00	.00	.00	.00	.00	.00	.00	.00
20	1.23	(94,21)	.00	1.23	.00	.78	.00	.00	.00	.00	.43	.00	.00	.02
				Links 10+	.00	.00	.00	.00	.00	.00	.00	.00	.00	.00
21	1.23	(94,21)	.00	1.23	.00	.78	.00	.00	.00	.00	.43	.00	.00	.02
				Links 10+	.00	.00	.00	.00	.00	.00	.00	.00	.00	.00
22	1.23	(94,21)	.00	1.23	.00	.78	.00	.00	.00	.00	.43	.00	.00	.02
				Links 10+	.00	.00	.00	.00	.00	.00	.00	.00	.00	.00
23	1.23	(94,21)	.00	1.23	.00	.78	.00	.00	.00	.00	.43	.00	.00	.02
				Links 10+	.00	.00	.00	.00	.00	.00	.00	.00	.00	.00
24	1.23	(94,21)	.00	1.23	.00	.78	.00	.00	.00	.00	.43	.00	.00	.02
				Links 10+	.00	.00	.00	.00	.00	.00	.00	.00	.00	.00
25	1.23	(94,21)	.00	1.23	.00	.78	.00	.00	.00	.00	.43	.00	.00	.02
				Links 10+	.00	.00	.00	.00	.00	.00	.00	.00	.00	.00
26	1.23	(94,21)	.00	1.23	.00	.78	.00	.00	.00	.00	.43	.00	.00	.02
				Links 10+	.00	.00	.00	.00	.00	.00	.00	.00	.00	.00

JOB: HSS FDR Air Quality Existing/70' Jets

RUN: FDR DRIVE BET E 67TH-75TH STS/70' JETS

LINK CONTRIBUTION TABLES

MAXIMUM 8-HOUR AVERAGED LINK CONTRIBUTIONS
IN PARTS PER MILLION (PPM)
INCLUDING AMBIENT BACKGROUND CONCENTRATIONS.

Rcptr No.	Total Conc	Ending Day Hr	Ambient Backgnd	Total Link	Link +1	Link +2	Link +3	Link +4	Link +5	Link +6	Link +7	Link +8	Link +9	Link +10
27	1.23	(94,21)	.00	1.23	.00	.78	.00	.00	.00	.00	.43	.00	.00	.02
			Links	10+	.00	.00	.00	.00	.00	.00	.00	.00	.00	.00
28	1.23	(94,21)	.00	1.23	.00	.78	.00	.00	.00	.00	.43	.00	.00	.02
			Links	10+	.00	.00	.00	.00	.00	.00	.00	.00	.00	.00
29	1.22	(94,21)	.00	1.22	.00	.78	.00	.00	.00	.02	.42	.00	.00	.00
			Links	10+	.00	.00	.00	.00	.00	.00	.00	.00	.00	.00
30	1.28	(32,23)	.00	1.27	.00	.29	.31	.01	.01	.24	.01	.00	.00	.00
			Links	10+	.40	.00	.00	.00	.00	.00	.00	.00	.00	.00
31	1.55	(324,19)	.00	1.55	.00	.38	.28	.00	.00	.25	.10	.00	.02	.00
			Links	10+	.52	.00	.00	.00	.00	.00	.00	.00	.00	.00
32	2.00	(324,19)	.00	2.00	.00	.02	.55	.00	.00	.32	.02	.00	.02	.00
			Links	10+	1.08	.00	.00	.00	.00	.00	.00	.00	.00	.00
33	2.15	(94,21)	.00	2.15	.00	.18	.48	.00	.00	.20	.17	.00	.02	.00
			Links	10+	1.10	.00	.00	.00	.00	.00	.00	.00	.00	.00
34	2.08	(94,21)	.00	2.08	.00	.10	.53	.00	.00	.23	.13	.00	.02	.00
			Links	10+	1.07	.00	.00	.00	.00	.00	.00	.00	.00	.00
35	1.81	(323,19)	.00	1.81	.00	.30	.40	.00	.00	.05	.30	.00	.00	.00
			Links	10+	.76	.00	.00	.00	.00	.00	.00	.00	.00	.00
36	1.60	(323,19)	.00	1.60	.00	.21	.46	.00	.00	.11	.27	.00	.00	.00
			Links	10+	.54	.00	.00	.00	.00	.00	.00	.00	.00	.00
37	1.37	(323,19)	.00	1.38	.00	.19	.50	.00	.00	.14	.23	.00	.00	.00
			Links	10+	.33	.00	.00	.00	.00	.00	.00	.00	.00	.00
38	1.23	(323,18)	.00	1.23	.00	.14	.51	.00	.00	.16	.19	.00	.01	.00
			Links	10+	.21	.00	.00	.00	.00	.00	.00	.00	.00	.00
39	1.17	(323,18)	.00	1.18	.00	.13	.53	.00	.00	.19	.16	.00	.01	.00
			Links	10+	.16	.00	.00	.00	.00	.00	.00	.00	.00	.00
40	1.15	(323,18)	.00	1.15	.00	.11	.55	.00	.00	.20	.15	.00	.01	.00
			Links	10+	.13	.00	.00	.00	.00	.00	.00	.00	.00	.00
41	1.12	(323,18)	.00	1.13	.00	.09	.58	.00	.00	.22	.13	.00	.01	.00
			Links	10+	.10	.00	.00	.00	.00	.00	.00	.00	.00	.00
42	1.07	(323,18)	.00	1.08	.00	.09	.58	.00	.00	.22	.11	.00	.01	.00
			Links	10+	.06	.00	.00	.00	.00	.00	.00	.00	.00	.00
43	1.06	(323,18)	.00	1.06	.00	.08	.58	.00	.00	.25	.10	.00	.01	.00
			Links	10+	.05	.00	.00	.00	.00	.00	.00	.00	.00	.00
44	1.06	(323,18)	.00	1.06	.00	.08	.59	.00	.00	.25	.10	.00	.01	.00
			Links	10+	.04	.00	.00	.00	.00	.00	.00	.00	.00	.00
45	1.07	(94,21)	.00	1.07	.00	.02	.62	.00	.00	.35	.02	.00	.05	.00
			Links	10+	.02	.00	.00	.00	.00	.00	.00	.00	.00	.00

JOB: HSS FDR Air Quality Existing/70' Jets

RUN: FDR DRIVE BET E 67TH-75TH STS/70' JETS

LINK CONTRIBUTION TABLES

MAXIMUM 8-HOUR AVERAGED LINK CONTRIBUTIONS
IN PARTS PER MILLION (PPM)
INCLUDING AMBIENT BACKGROUND CONCENTRATIONS.

Rcptr No.	Total Conc	Ending Day Hr	Ambient Backgnd	Total Link	Link +1	Link +2	Link +3	Link +4	Link +5	Link +6	Link +7	Link +8	Link +9	Link +10
46	1.05	(94,21)	.00	1.05	.00	.02	.62	.00	.00	.33	.02	.00	.05	.00
				Links 10+	.02	.00	.00	.00	.00	.00	.00	.00	.00	.00
47	1.05	(94,21)	.00	1.05	.00	.02	.62	.00	.00	.33	.02	.00	.05	.00
				Links 10+	.02	.00	.00	.00	.00	.00	.00	.00	.00	.00
48	1.03	(94,21)	.00	1.03	.00	.02	.62	.00	.00	.33	.02	.00	.05	.00
				Links 10+	.00	.00	.00	.00	.00	.00	.00	.00	.00	.00
49	1.03	(94,21)	.00	1.03	.00	.02	.62	.00	.00	.33	.02	.00	.05	.00
				Links 10+	.00	.00	.00	.00	.00	.00	.00	.00	.00	.00
50	1.03	(94,21)	.00	1.03	.00	.02	.62	.00	.00	.33	.02	.00	.05	.00
				Links 10+	.00	.00	.00	.00	.00	.00	.00	.00	.00	.00
51	1.03	(94,21)	.00	1.03	.00	.02	.62	.00	.00	.33	.02	.00	.05	.00
				Links 10+	.00	.00	.00	.00	.00	.00	.00	.00	.00	.00
52	1.03	(94,21)	.00	1.03	.00	.02	.62	.00	.00	.33	.02	.00	.05	.00
				Links 10+	.00	.00	.00	.00	.00	.00	.00	.00	.00	.00
53	1.05	(94,21)	.00	1.05	.00	.02	.62	.00	.02	.33	.02	.00	.05	.00
				Links 10+	.00	.00	.00	.00	.00	.00	.00	.00	.00	.00
54	1.07	(94,21)	.00	1.07	.00	.02	.62	.02	.03	.32	.02	.00	.05	.00
				Links 10+	.00	.00	.00	.00	.00	.00	.00	.00	.00	.00
55	1.05	(94,21)	.00	1.05	.00	.02	.58	.03	.08	.28	.02	.00	.03	.00
				Links 10+	.00	.00	.00	.00	.00	.00	.00	.00	.00	.00
56	1.05	(94,21)	.00	1.05	.00	.02	.42	.20	.15	.22	.02	.00	.03	.00
				Links 10+	.00	.00	.00	.00	.00	.00	.00	.00	.00	.00
57	1.43	(94,21)	.00	1.43	.57	.05	.00	.00	.00	.00	.07	.32	.00	.00
				Links 10+	.00	.43	.00	.00	.00	.00	.00	.00	.00	.00
58	1.42	(324,19)	.00	1.42	.48	.10	.00	.00	.00	.00	.18	.20	.00	.00
				Links 10+	.00	.45	.00	.00	.00	.00	.00	.00	.00	.00
59	1.45	(324,19)	.00	1.45	.50	.07	.00	.00	.00	.00	.10	.27	.00	.00
				Links 10+	.00	.52	.00	.00	.00	.00	.00	.00	.00	.00
60	1.28	(324,19)	.00	1.28	.52	.05	.00	.00	.00	.00	.08	.30	.00	.00
				Links 10+	.00	.33	.00	.00	.00	.00	.00	.00	.00	.00

JOB: HSS FDR Air Quality Existing/70' Jets

RUN: FDR DRIVE BET E 67TH-75TH STS/70' JETS

LINK CONTRIBUTION TABLES

SECOND HIGHEST 8-HOUR AVERAGED LINK CONTRIBUTIONS
IN PARTS PER MILLION (PPM)
INCLUDING AMBIENT BACKGROUND CONCENTRATIONS.

Rcptr No.	Total Conc	Ending Day Hr	Ambient Backgnd	Total Link	Link +1	Link +2	Link +3	Link +4	Link +5	Link +6	Link +7	Link +8	Link +9	Link +10
1	1.33	(327,22)	.00	1.33	.23	.39	.00	.00	.00	.00	.24	.14	.00	.00
			Links	10+	.00	.34	.00	.00	.00	.00	.00	.00	.00	.00
2	1.20	(327,21)	.00	1.20	.04	.64	.00	.00	.00	.00	.33	.06	.00	.00
			Links	10+	.00	.14	.00	.00	.00	.00	.00	.00	.00	.00
3	1.19	(323,23)	.00	1.19	.21	.45	.00	.00	.00	.00	.10	.19	.00	.00
			Links	10+	.00	.24	.00	.00	.00	.00	.00	.00	.00	.00
4	1.20	(323,19)	.00	1.20	.21	.47	.00	.00	.00	.00	.05	.22	.00	.00
			Links	10+	.00	.24	.00	.00	.00	.00	.00	.00	.00	.00
5	1.25	(323,18)	.00	1.25	.15	.57	.00	.00	.00	.00	.16	.18	.00	.00
			Links	10+	.00	.19	.00	.00	.00	.00	.00	.00	.00	.00
6	1.19	(323,18)	.00	1.19	.11	.60	.00	.00	.00	.00	.19	.14	.00	.00
			Links	10+	.00	.15	.00	.00	.00	.00	.00	.00	.00	.00
7	1.20	(323,18)	.00	1.20	.10	.64	.00	.00	.00	.00	.21	.13	.00	.00
			Links	10+	.00	.13	.00	.00	.00	.00	.00	.00	.00	.00
8	1.22	(94,21)	.00	1.22	.02	.75	.00	.00	.00	.00	.40	.02	.00	.02
			Links	10+	.00	.02	.00	.00	.00	.00	.00	.00	.00	.00
9	1.21	(323,18)	.00	1.21	.06	.69	.00	.00	.00	.00	.28	.10	.00	.00
			Links	10+	.00	.09	.00	.00	.00	.00	.00	.00	.00	.00
10	1.17	(323,18)	.00	1.18	.04	.71	.00	.00	.00	.00	.28	.08	.00	.00
			Links	10+	.00	.08	.00	.00	.00	.00	.00	.00	.00	.00
11	1.15	(323,18)	.00	1.15	.04	.72	.00	.00	.00	.00	.29	.05	.00	.00
			Links	10+	.00	.05	.00	.00	.00	.00	.00	.00	.00	.00
12	1.19	(323,18)	.00	1.19	.04	.72	.00	.00	.00	.00	.33	.05	.00	.00
			Links	10+	.00	.05	.00	.00	.00	.00	.00	.00	.00	.00
13	1.21	(323,18)	.00	1.21	.04	.76	.00	.00	.00	.00	.33	.05	.00	.00
			Links	10+	.00	.04	.00	.00	.00	.00	.00	.00	.00	.00
14	1.19	(323,18)	.00	1.19	.03	.76	.00	.00	.00	.00	.33	.04	.00	.00
			Links	10+	.00	.04	.00	.00	.00	.00	.00	.00	.00	.00
15	1.19	(323,18)	.00	1.19	.03	.76	.00	.00	.00	.00	.33	.04	.00	.00
			Links	10+	.00	.04	.00	.00	.00	.00	.00	.00	.00	.00
16	1.16	(323,18)	.00	1.16	.01	.75	.00	.00	.00	.00	.33	.04	.00	.00
			Links	10+	.00	.04	.00	.00	.00	.00	.00	.00	.00	.00
17	1.17	(323,18)	.00	1.18	.01	.76	.00	.00	.00	.00	.34	.04	.00	.00
			Links	10+	.00	.03	.00	.00	.00	.00	.00	.00	.00	.00
18	1.19	(323,18)	.00	1.19	.00	.78	.00	.00	.00	.00	.36	.03	.00	.00
			Links	10+	.00	.03	.00	.00	.00	.00	.00	.00	.00	.00
19	1.16	(323,18)	.00	1.16	.00	.78	.00	.00	.00	.00	.36	.03	.00	.00
			Links	10+	.00	.00	.00	.00	.00	.00	.00	.00	.00	.00

JOB: HSS FDR Air Quality Existing/70' Jets

RUN: FDR DRIVE BET E 67TH-75TH STS/70' JETS

LINK CONTRIBUTION TABLES

SECOND HIGHEST 8-HOUR AVERAGED LINK CONTRIBUTIONS
IN PARTS PER MILLION (PPM)
INCLUDING AMBIENT BACKGROUND CONCENTRATIONS.

Rcptr No.	Total Conc	Ending Day Hr	Ambient Backgnd		Total Link	Link +1	Link +2	Link +3	Link +4	Link +5	Link +6	Link +7	Link +8	Link +9	Link +10
20	1.15	(323,18)	.00		1.15	.00	.78	.00	.00	.00	.00	.36	.01	.00	.00
				Links	10+	.00	.00	.00	.00	.00	.00	.00	.00	.00	.00
21	1.16	(323,18)	.00		1.16	.00	.78	.00	.00	.00	.00	.38	.01	.00	.00
				Links	10+	.00	.00	.00	.00	.00	.00	.00	.00	.00	.00
22	1.19	(323,18)	.00		1.19	.00	.81	.00	.00	.00	.00	.38	.00	.00	.00
				Links	10+	.00	.00	.00	.00	.00	.00	.00	.00	.00	.00
23	1.19	(323,18)	.00		1.19	.00	.80	.00	.00	.00	.00	.39	.00	.00	.00
				Links	10+	.00	.00	.00	.00	.00	.00	.00	.00	.00	.00
24	1.20	(323,18)	.00		1.20	.00	.81	.00	.00	.00	.00	.39	.00	.00	.00
				Links	10+	.00	.00	.00	.00	.00	.00	.00	.00	.00	.00
25	1.20	(323,18)	.00		1.20	.00	.81	.00	.00	.00	.00	.39	.00	.00	.00
				Links	10+	.00	.00	.00	.00	.00	.00	.00	.00	.00	.00
26	1.20	(323,18)	.00		1.20	.00	.81	.00	.00	.00	.00	.39	.00	.00	.00
				Links	10+	.00	.00	.00	.00	.00	.00	.00	.00	.00	.00
27	1.20	(323,18)	.00		1.20	.00	.81	.00	.00	.00	.00	.39	.00	.00	.00
				Links	10+	.00	.00	.00	.00	.00	.00	.00	.00	.00	.00
28	1.20	(323,18)	.00		1.20	.00	.81	.00	.00	.00	.00	.39	.00	.00	.00
				Links	10+	.00	.00	.00	.00	.00	.00	.00	.00	.00	.00
29	1.20	(323,18)	.00		1.20	.00	.81	.00	.00	.00	.00	.39	.00	.00	.00
				Links	10+	.00	.00	.00	.00	.00	.00	.00	.00	.00	.00
30	1.25	(159, 1)	.00		1.25	.00	.21	.41	.03	.04	.18	.03	.00	.00	.01
				Links	10+	.35	.00	.00	.00	.00	.00	.00	.00	.00	.00
31	1.44	(299,22)	.00		1.44	.00	.16	.37	.00	.00	.24	.00	.00	.04	.00
				Links	10+	.63	.00	.00	.00	.00	.00	.00	.00	.00	.00
32	1.82	(327,21)	.00		1.82	.00	.18	.43	.00	.00	.21	.15	.00	.03	.00
				Links	10+	.84	.00	.00	.00	.00	.00	.00	.00	.00	.00
33	1.98	(327,21)	.00		1.98	.00	.03	.53	.00	.00	.29	.05	.00	.04	.00
				Links	10+	1.05	.00	.00	.00	.00	.00	.00	.00	.00	.00
34	1.88	(323,23)	.00		1.88	.00	.27	.39	.00	.00	.09	.26	.00	.00	.00
				Links	10+	.86	.00	.00	.00	.00	.00	.00	.00	.00	.00
35	1.64	(260,23)	.00		1.64	.00	.21	.40	.00	.00	.10	.22	.00	.00	.01
				Links	10+	.69	.00	.00	.00	.00	.00	.00	.00	.00	.00
36	1.40	(260,23)	.00		1.40	.00	.16	.44	.00	.00	.13	.21	.00	.00	.01
				Links	10+	.45	.00	.00	.00	.00	.00	.00	.00	.00	.00
37	1.26	(260,24)	.00		1.26	.00	.16	.49	.00	.00	.14	.17	.00	.00	.01
				Links	10+	.29	.00	.00	.00	.00	.00	.00	.00	.00	.00
38	1.10	(260,24)	.00		1.10	.00	.13	.49	.00	.00	.15	.15	.00	.00	.00
				Links	10+	.19	.00	.00	.00	.00	.00	.00	.00	.00	.00

JOB: HSS FDR Air Quality Existing/70' Jets

RUN: FDR DRIVE BET E 67TH-75TH STS/70' JETS

LINK CONTRIBUTION TABLES

SECOND HIGHEST 8-HOUR AVERAGED LINK CONTRIBUTIONS
IN PARTS PER MILLION (PPM)
INCLUDING AMBIENT BACKGROUND CONCENTRATIONS.

Rcptr No.	Total Conc	Ending Day Hr	Ambient Backgnd	Total Link	Link +1	Link +2	Link +3	Link +4	Link +5	Link +6	Link +7	Link +8	Link +9	Link +10
39	1.06	(260,24)	.00	1.06	.00	.13	.50	.00	.00	.16	.14	.00	.00	.00
				Links 10+	.14	.00	.00	.00	.00	.00	.00	.00	.00	.00
40	1.08	(94,21)	.00	1.08	.00	.03	.60	.00	.00	.33	.03	.00	.05	.00
				Links 10+	.03	.00	.00	.00	.00	.00	.00	.00	.00	.00
41	1.05	(94,21)	.00	1.05	.00	.03	.60	.00	.00	.32	.03	.00	.05	.00
				Links 10+	.02	.00	.00	.00	.00	.00	.00	.00	.00	.00
42	1.05	(94,21)	.00	1.05	.00	.03	.60	.00	.00	.32	.03	.00	.05	.00
				Links 10+	.02	.00	.00	.00	.00	.00	.00	.00	.00	.00
43	1.05	(94,21)	.00	1.05	.00	.02	.60	.00	.00	.33	.03	.00	.05	.00
				Links 10+	.02	.00	.00	.00	.00	.00	.00	.00	.00	.00
44	1.05	(94,21)	.00	1.05	.00	.02	.62	.00	.00	.33	.02	.00	.05	.00
				Links 10+	.02	.00	.00	.00	.00	.00	.00	.00	.00	.00
45	1.04	(323,18)	.00	1.04	.00	.05	.60	.00	.00	.26	.08	.00	.01	.00
				Links 10+	.04	.00	.00	.00	.00	.00	.00	.00	.00	.00
46	1.04	(323,18)	.00	1.04	.00	.05	.60	.00	.00	.26	.08	.00	.01	.00
				Links 10+	.04	.00	.00	.00	.00	.00	.00	.00	.00	.00
47	1.02	(323,18)	.00	1.03	.00	.05	.60	.00	.00	.26	.06	.00	.03	.00
				Links 10+	.03	.00	.00	.00	.00	.00	.00	.00	.00	.00
48	1.01	(323,18)	.00	1.01	.00	.05	.60	.00	.00	.26	.06	.00	.03	.00
				Links 10+	.01	.00	.00	.00	.00	.00	.00	.00	.00	.00
49	1.02	(323,18)	.00	1.03	.00	.05	.60	.00	.00	.26	.06	.00	.04	.00
				Links 10+	.01	.00	.00	.00	.00	.00	.00	.00	.00	.00
50	1.03	(323,18)	.00	1.03	.00	.05	.60	.00	.00	.30	.04	.00	.04	.00
				Links 10+	.00	.00	.00	.00	.00	.00	.00	.00	.00	.00
51	1.01	(323,18)	.00	1.01	.00	.04	.60	.00	.00	.30	.04	.00	.04	.00
				Links 10+	.00	.00	.00	.00	.00	.00	.00	.00	.00	.00
52	1.00	(323,18)	.00	1.00	.00	.03	.60	.00	.00	.30	.04	.00	.04	.00
				Links 10+	.00	.00	.00	.00	.00	.00	.00	.00	.00	.00
53	1.01	(323,18)	.00	1.01	.00	.03	.60	.00	.00	.31	.04	.00	.04	.00
				Links 10+	.00	.00	.00	.00	.00	.00	.00	.00	.00	.00
54	1.01	(323,18)	.00	1.01	.00	.03	.61	.00	.00	.31	.04	.00	.03	.00
				Links 10+	.00	.00	.00	.00	.00	.00	.00	.00	.00	.00
55	1.00	(323,18)	.00	1.00	.00	.01	.61	.00	.01	.30	.04	.00	.03	.00
				Links 10+	.00	.00	.00	.00	.00	.00	.00	.00	.00	.00
56	.99	(323,18)	.00	.99	.00	.01	.55	.05	.05	.28	.03	.00	.03	.00
				Links 10+	.00	.00	.00	.00	.00	.00	.00	.00	.00	.00
57	1.42	(327,21)	.00	1.42	.46	.10	.00	.00	.00	.00	.11	.25	.00	.00
				Links 10+	.00	.50	.00	.00	.00	.00	.00	.00	.00	.00

JOB: HSS FDR Air Quality Existing/70' Jets

RUN: FDR DRIVE BET E 67TH-75TH STS/70' JETS

LINK CONTRIBUTION TABLES

SECOND HIGHEST 8-HOUR AVERAGED LINK CONTRIBUTIONS
IN PARTS PER MILLION (PPM)
INCLUDING AMBIENT BACKGROUND CONCENTRATIONS.

Rcptr No.	Total Conc	Ending Day Hr	Ambient Backgnd	Total Link	Link +1	Link +2	Link +3	Link +4	Link +5	Link +6	Link +7	Link +8	Link +9	Link +10
58	1.40	(94,21)	.00	1.40	.60	.02	.00	.00	.00	.00	.03	.35	.00	.00
			Links	10+	.00	.40	.00	.00	.00	.00	.00	.00	.00	.00
59	1.23	(94,21)	.00	1.23	.60	.00	.00	.00	.00	.00	.02	.35	.00	.00
			Links	10+	.00	.27	.00	.00	.00	.00	.00	.00	.00	.00
60	1.13	(299,22)	.00	1.13	.41	.10	.00	.00	.00	.00	.16	.14	.00	.01
			Links	10+	.00	.30	.00	.00	.00	.00	.00	.00	.00	.00

MAXIMUM 1-HOUR AVERAGED LINK CONTRIBUTIONS
IN PARTS PER MILLION (PPM)
INCLUDING AMBIENT BACKGROUND CONCENTRATIONS.

Rcptr No.	Total Conc	Ending Day Hr	Ambient Backgnd	Total Link	Link +1	Link +2	Link +3	Link +4	Link +5	Link +6	Link +7	Link +8	Link +9	Link +10
1	2.60	(94,17)	.00	2.60	.30	1.10	.00	.00	.00	.00	.60	.20	.00	.00
			Links	10+	.00	.40	.00	.00	.00	.00	.00	.00	.00	.00
2	2.50	(87, 9)	.00	2.50	.40	.60	.00	.00	.00	.00	.10	.50	.00	.00
			Links	10+	.00	.90	.00	.00	.00	.00	.00	.00	.00	.00
3	2.50	(299,18)	.00	2.50	.00	1.60	.00	.00	.00	.00	.80	.00	.00	.10
			Links	10+	.00	.00	.00	.00	.00	.00	.00	.00	.00	.00
4	2.50	(299,18)	.00	2.50	.00	1.60	.00	.00	.00	.00	.80	.00	.00	.10
			Links	10+	.00	.00	.00	.00	.00	.00	.00	.00	.00	.00
5	2.50	(299,18)	.00	2.50	.00	1.60	.00	.00	.00	.00	.80	.00	.00	.10
			Links	10+	.00	.00	.00	.00	.00	.00	.00	.00	.00	.00
6	2.50	(299,18)	.00	2.50	.00	1.60	.00	.00	.00	.00	.80	.00	.00	.10
			Links	10+	.00	.00	.00	.00	.00	.00	.00	.00	.00	.00
7	2.50	(299,18)	.00	2.50	.00	1.60	.00	.00	.00	.00	.80	.00	.00	.10
			Links	10+	.00	.00	.00	.00	.00	.00	.00	.00	.00	.00
8	2.50	(299,18)	.00	2.50	.00	1.60	.00	.00	.00	.00	.80	.00	.00	.10
			Links	10+	.00	.00	.00	.00	.00	.00	.00	.00	.00	.00
9	2.50	(299,18)	.00	2.50	.00	1.60	.00	.00	.00	.00	.80	.00	.00	.10
			Links	10+	.00	.00	.00	.00	.00	.00	.00	.00	.00	.00
10	2.50	(299,18)	.00	2.50	.00	1.60	.00	.00	.00	.00	.80	.00	.00	.10
			Links	10+	.00	.00	.00	.00	.00	.00	.00	.00	.00	.00
11	2.40	(299,18)	.00	2.40	.00	1.60	.00	.00	.00	.00	.70	.00	.00	.10
			Links	10+	.00	.00	.00	.00	.00	.00	.00	.00	.00	.00
12	2.40	(299,18)	.00	2.40	.00	1.60	.00	.00	.00	.00	.70	.00	.00	.10
			Links	10+	.00	.00	.00	.00	.00	.00	.00	.00	.00	.00

JOB: HSS FDR Air Quality Existing/70' Jets

RUN: FDR DRIVE BET E 67TH-75TH STS/70' JETS

LINK CONTRIBUTION TABLES

MAXIMUM 1-HOUR AVERAGED LINK CONTRIBUTIONS
IN PARTS PER MILLION (PPM)
INCLUDING AMBIENT BACKGROUND CONCENTRATIONS.

Rcptr No.	Total Conc	Ending Day Hr	Ambient Backgnd	Total Link	Link +1	Link +2	Link +3	Link +4	Link +5	Link +6	Link +7	Link +8	Link +9	Link +10
13	2.50	(299,18)	.00	2.50	.00	1.60	.00	.00	.00	.10	.70	.00	.00	.10
				Links 10+	.00	.00	.00	.00	.00	.00	.00	.00	.00	.00
14	2.50	(299,18)	.00	2.50	.00	1.60	.00	.00	.00	.10	.70	.00	.00	.10
				Links 10+	.00	.00	.00	.00	.00	.00	.00	.00	.00	.00
15	2.40	(299,18)	.00	2.40	.00	1.50	.00	.00	.00	.10	.70	.00	.00	.10
				Links 10+	.00	.00	.00	.00	.00	.00	.00	.00	.00	.00
16	2.40	(299,18)	.00	2.40	.00	1.50	.00	.00	.00	.10	.70	.00	.00	.10
				Links 10+	.00	.00	.00	.00	.00	.00	.00	.00	.00	.00
17	2.40	(299,18)	.00	2.40	.00	1.50	.10	.00	.00	.10	.70	.00	.00	.00
				Links 10+	.00	.00	.00	.00	.00	.00	.00	.00	.00	.00
18	2.40	(299,18)	.00	2.40	.00	1.50	.10	.00	.00	.10	.70	.00	.00	.00
				Links 10+	.00	.00	.00	.00	.00	.00	.00	.00	.00	.00
19	2.40	(299,18)	.00	2.40	.00	1.50	.10	.00	.00	.10	.70	.00	.00	.00
				Links 10+	.00	.00	.00	.00	.00	.00	.00	.00	.00	.00
20	2.40	(299,18)	.00	2.40	.00	1.50	.10	.00	.00	.10	.60	.00	.00	.00
				Links 10+	.10	.00	.00	.00	.00	.00	.00	.00	.00	.00
21	2.40	(299,18)	.00	2.40	.00	1.50	.10	.00	.00	.10	.60	.00	.00	.00
				Links 10+	.10	.00	.00	.00	.00	.00	.00	.00	.00	.00
22	2.50	(299,18)	.00	2.50	.00	1.50	.10	.00	.00	.20	.60	.00	.00	.00
				Links 10+	.10	.00	.00	.00	.00	.00	.00	.00	.00	.00
23	2.60	(299,18)	.00	2.60	.00	1.50	.10	.00	.00	.20	.60	.00	.10	.00
				Links 10+	.10	.00	.00	.00	.00	.00	.00	.00	.00	.00
24	2.40	(299,18)	.00	2.40	.00	1.40	.10	.00	.00	.20	.50	.00	.10	.00
				Links 10+	.10	.00	.00	.00	.00	.00	.00	.00	.00	.00
25	2.60	(299,18)	.00	2.60	.00	1.40	.20	.00	.00	.30	.40	.00	.10	.00
				Links 10+	.20	.00	.00	.00	.00	.00	.00	.00	.00	.00
26	2.50	(299,18)	.00	2.50	.00	1.30	.20	.00	.00	.30	.40	.00	.10	.00
				Links 10+	.20	.00	.00	.00	.00	.00	.00	.00	.00	.00
27	2.70	(299,18)	.00	2.70	.00	1.30	.30	.00	.00	.40	.30	.00	.10	.00
				Links 10+	.30	.00	.00	.00	.00	.00	.00	.00	.00	.00
28	2.80	(299,18)	.00	2.80	.00	1.20	.40	.00	.00	.50	.20	.00	.10	.00
				Links 10+	.40	.00	.00	.00	.00	.00	.00	.00	.00	.00
29	2.80	(299,18)	.00	2.80	.00	1.00	.50	.00	.00	.50	.10	.00	.10	.00
				Links 10+	.60	.00	.00	.00	.00	.00	.00	.00	.00	.00
30	3.10	(299,18)	.00	3.10	.00	.70	.70	.00	.00	.60	.00	.00	.10	.00
				Links 10+	1.00	.00	.00	.00	.00	.00	.00	.00	.00	.00
31	3.50	(299,18)	.00	3.50	.00	.30	1.00	.00	.00	.60	.00	.00	.10	.00
				Links 10+	1.50	.00	.00	.00	.00	.00	.00	.00	.00	.00

JOB: HSS FDR Air Quality Existing/70' Jets

RUN: FDR DRIVE BET E 67TH-75TH STS/70' JETS

LINK CONTRIBUTION TABLES

MAXIMUM 1-HOUR AVERAGED LINK CONTRIBUTIONS
IN PARTS PER MILLION (PPM)
INCLUDING AMBIENT BACKGROUND CONCENTRATIONS.

Rcptr No.	Total Conc	Ending Day Hr	Ambient Backgnd	Total Link	Link +1	Link +2	Link +3	Link +4	Link +5	Link +6	Link +7	Link +8	Link +9	Link +10
32	4.00	(94,17)	.00	4.00	.00	.10	1.00	.00	.00	.50	.10	.00	.10	.00
				Links 10+	2.20	.00	.00	.00	.00	.00	.00	.00	.00	.00
33	4.20	(94,17)	.00	4.20	.00	.00	1.10	.00	.00	.60	.00	.00	.10	.00
				Links 10+	2.40	.00	.00	.00	.00	.00	.00	.00	.00	.00
34	3.50	(94,17)	.00	3.50	.00	.00	1.10	.00	.00	.60	.00	.00	.10	.00
				Links 10+	1.70	.00	.00	.00	.00	.00	.00	.00	.00	.00
35	3.30	(323,16)	.00	3.30	.00	.60	.70	.00	.00	.10	.60	.00	.00	.00
				Links 10+	1.30	.00	.00	.00	.00	.00	.00	.00	.00	.00
36	2.80	(276,21)	.00	2.80	.00	.50	.70	.00	.00	.10	.50	.00	.00	.10
				Links 10+	.90	.00	.00	.00	.00	.00	.00	.00	.00	.00
37	2.60	(99,18)	.00	2.60	.00	.70	.70	.00	.00	.10	.50	.00	.00	.00
				Links 10+	.60	.00	.00	.00	.00	.00	.00	.00	.00	.00
38	2.50	(276,21)	.00	2.50	.00	.40	.90	.00	.00	.20	.40	.00	.00	.10
				Links 10+	.50	.00	.00	.00	.00	.00	.00	.00	.00	.00
39	2.20	(99,18)	.00	2.20	.00	.50	.80	.00	.00	.10	.40	.00	.00	.00
				Links 10+	.40	.00	.00	.00	.00	.00	.00	.00	.00	.00
40	2.20	(276,21)	.00	2.20	.00	.30	1.00	.00	.00	.30	.30	.00	.00	.00
				Links 10+	.30	.00	.00	.00	.00	.00	.00	.00	.00	.00
41	2.20	(99,18)	.00	2.20	.00	.40	.90	.00	.00	.20	.40	.00	.00	.00
				Links 10+	.30	.00	.00	.00	.00	.00	.00	.00	.00	.00
42	2.00	(99,18)	.00	2.00	.00	.40	.90	.00	.00	.20	.30	.00	.00	.00
				Links 10+	.20	.00	.00	.00	.00	.00	.00	.00	.00	.00
43	2.10	(299,18)	.00	2.10	.00	.00	1.20	.10	.20	.50	.00	.00	.10	.00
				Links 10+	.00	.00	.00	.00	.00	.00	.00	.00	.00	.00
44	2.10	(299,18)	.00	2.10	.00	.00	1.20	.10	.20	.50	.00	.00	.10	.00
				Links 10+	.00	.00	.00	.00	.00	.00	.00	.00	.00	.00
45	2.10	(299,18)	.00	2.10	.00	.00	1.20	.10	.20	.50	.00	.00	.10	.00
				Links 10+	.00	.00	.00	.00	.00	.00	.00	.00	.00	.00
46	2.10	(299,18)	.00	2.10	.00	.00	1.20	.10	.20	.50	.00	.00	.10	.00
				Links 10+	.00	.00	.00	.00	.00	.00	.00	.00	.00	.00
47	2.20	(299,18)	.00	2.20	.00	.00	1.20	.20	.30	.40	.00	.00	.10	.00
				Links 10+	.00	.00	.00	.00	.00	.00	.00	.00	.00	.00
48	2.00	(299,18)	.00	2.00	.00	.00	1.10	.20	.30	.40	.00	.00	.00	.00
				Links 10+	.00	.00	.00	.00	.00	.00	.00	.00	.00	.00
49	2.10	(299,18)	.00	2.10	.00	.00	1.10	.20	.40	.40	.00	.00	.00	.00
				Links 10+	.00	.00	.00	.00	.00	.00	.00	.00	.00	.00
50	2.10	(299,18)	.00	2.10	.00	.00	1.10	.30	.40	.30	.00	.00	.00	.00
				Links 10+	.00	.00	.00	.00	.00	.00	.00	.00	.00	.00

JOB: HSS FDR Air Quality Existing/70' Jets

RUN: FDR DRIVE BET E 67TH-75TH STS/70' JETS

LINK CONTRIBUTION TABLES

MAXIMUM 1-HOUR AVERAGED LINK CONTRIBUTIONS
IN PARTS PER MILLION (PPM)
INCLUDING AMBIENT BACKGROUND CONCENTRATIONS.

Rcptr No.	Total Conc	Ending Day Hr	Ambient Backgnd	Total Link	Link +1	Link +2	Link +3	Link +4	Link +5	Link +6	Link +7	Link +8	Link +9	Link +10
51	2.10	(299,18)	.00	2.10	.00	.00	1.00	.30	.50	.30	.00	.00	.00	.00
				Links 10+	.00	.00	.00	.00	.00	.00	.00	.00	.00	.00
52	2.10	(299,18)	.00	2.10	.00	.00	.90	.40	.60	.20	.00	.00	.00	.00
				Links 10+	.00	.00	.00	.00	.00	.00	.00	.00	.00	.00
53	2.20	(299,18)	.00	2.20	.00	.00	.80	.60	.70	.10	.00	.00	.00	.00
				Links 10+	.00	.00	.00	.00	.00	.00	.00	.00	.00	.00
54	2.10	(299,18)	.00	2.10	.00	.00	.60	.80	.70	.00	.00	.00	.00	.00
				Links 10+	.00	.00	.00	.00	.00	.00	.00	.00	.00	.00
55	2.10	(299,18)	.00	2.10	.00	.00	.30	1.10	.70	.00	.00	.00	.00	.00
				Links 10+	.00	.00	.00	.00	.00	.00	.00	.00	.00	.00
56	2.00	(99,18)	.00	2.00	.00	.20	1.10	.00	.00	.40	.20	.00	.00	.00
				Links 10+	.10	.00	.00	.00	.00	.00	.00	.00	.00	.00
57	2.80	(94,17)	.00	2.80	.90	.30	.00	.00	.00	.00	.30	.40	.00	.00
				Links 10+	.00	.90	.00	.00	.00	.00	.00	.00	.00	.00
58	3.20	(94,17)	.00	3.20	1.10	.10	.00	.00	.00	.00	.20	.60	.00	.00
				Links 10+	.00	1.20	.00	.00	.00	.00	.00	.00	.00	.00
59	2.80	(94,17)	.00	2.80	1.10	.00	.00	.00	.00	.00	.10	.60	.00	.00
				Links 10+	.00	1.00	.00	.00	.00	.00	.00	.00	.00	.00
60	2.60	(299,18)	.00	2.60	.90	.40	.00	.00	.00	.00	.60	.20	.00	.10
				Links 10+	.00	.40	.00	.00	.00	.00	.00	.00	.00	.00

SECOND HIGHEST 1-HOUR AVERAGED LINK CONTRIBUTIONS
IN PARTS PER MILLION (PPM)
INCLUDING AMBIENT BACKGROUND CONCENTRATIONS.

Rcptr No.	Total Conc	Ending Day Hr	Ambient Backgnd	Total Link	Link +1	Link +2	Link +3	Link +4	Link +5	Link +6	Link +7	Link +8	Link +9	Link +10
1	2.50	(60, 8)	.00	2.50	.70	.10	.00	.00	.00	.00	.10	.50	.00	.00
				Links 10+	.00	1.10	.00	.00	.00	.00	.00	.00	.00	.00
2	2.50	(299,18)	.00	2.50	.00	1.60	.00	.00	.00	.00	.80	.00	.00	.10
				Links 10+	.00	.00	.00	.00	.00	.00	.00	.00	.00	.00
3	2.30	(94,17)	.00	2.30	.00	1.40	.00	.00	.00	.00	.80	.00	.00	.10
				Links 10+	.00	.00	.00	.00	.00	.00	.00	.00	.00	.00
4	2.30	(94,17)	.00	2.30	.00	1.40	.00	.00	.00	.00	.80	.00	.00	.10
				Links 10+	.00	.00	.00	.00	.00	.00	.00	.00	.00	.00
5	2.30	(94,17)	.00	2.30	.00	1.40	.00	.00	.00	.00	.80	.00	.00	.10
				Links 10+	.00	.00	.00	.00	.00	.00	.00	.00	.00	.00

JOB: HSS FDR Air Quality Existing/70' Jets

RUN: FDR DRIVE BET E 67TH-75TH STS/70' JETS

LINK CONTRIBUTION TABLES

SECOND HIGHEST 1-HOUR AVERAGED LINK CONTRIBUTIONS
IN PARTS PER MILLION (PPM)
INCLUDING AMBIENT BACKGROUND CONCENTRATIONS.

Rcptr No.	Total Conc	Ending Day Hr	Ambient Backgnd	Total Link	Link +1	Link +2	Link +3	Link +4	Link +5	Link +6	Link +7	Link +8	Link +9	Link +10
6	2.30	(94,17)	.00	2.30	.00	1.40	.00	.00	.00	.00	.80	.00	.00	.10
				Links 10+	.00	.00	.00	.00	.00	.00	.00	.00	.00	.00
7	2.30	(94,17)	.00	2.30	.00	1.40	.00	.00	.00	.00	.80	.00	.00	.10
				Links 10+	.00	.00	.00	.00	.00	.00	.00	.00	.00	.00
8	2.30	(94,17)	.00	2.30	.00	1.40	.00	.00	.00	.00	.80	.00	.00	.10
				Links 10+	.00	.00	.00	.00	.00	.00	.00	.00	.00	.00
9	2.30	(94,17)	.00	2.30	.00	1.40	.00	.00	.00	.00	.80	.00	.00	.10
				Links 10+	.00	.00	.00	.00	.00	.00	.00	.00	.00	.00
10	2.30	(94,17)	.00	2.30	.00	1.40	.00	.00	.00	.00	.80	.00	.00	.10
				Links 10+	.00	.00	.00	.00	.00	.00	.00	.00	.00	.00
11	2.30	(94,17)	.00	2.30	.00	1.40	.00	.00	.00	.00	.80	.00	.00	.10
				Links 10+	.00	.00	.00	.00	.00	.00	.00	.00	.00	.00
12	2.30	(94,17)	.00	2.30	.00	1.40	.00	.00	.00	.00	.80	.00	.00	.10
				Links 10+	.00	.00	.00	.00	.00	.00	.00	.00	.00	.00
13	2.30	(94,17)	.00	2.30	.00	1.40	.00	.00	.00	.00	.80	.00	.00	.10
				Links 10+	.00	.00	.00	.00	.00	.00	.00	.00	.00	.00
14	2.30	(94,17)	.00	2.30	.00	1.40	.00	.00	.00	.00	.80	.00	.00	.10
				Links 10+	.00	.00	.00	.00	.00	.00	.00	.00	.00	.00
15	2.30	(94,17)	.00	2.30	.00	1.40	.00	.00	.00	.00	.80	.00	.00	.10
				Links 10+	.00	.00	.00	.00	.00	.00	.00	.00	.00	.00
16	2.30	(94,17)	.00	2.30	.00	1.40	.00	.00	.00	.00	.80	.00	.00	.10
				Links 10+	.00	.00	.00	.00	.00	.00	.00	.00	.00	.00
17	2.30	(94,17)	.00	2.30	.00	1.40	.00	.00	.00	.00	.80	.00	.00	.10
				Links 10+	.00	.00	.00	.00	.00	.00	.00	.00	.00	.00
18	2.30	(94,17)	.00	2.30	.00	1.40	.00	.00	.00	.00	.80	.00	.00	.10
				Links 10+	.00	.00	.00	.00	.00	.00	.00	.00	.00	.00
19	2.30	(94,17)	.00	2.30	.00	1.40	.00	.00	.00	.00	.80	.00	.00	.10
				Links 10+	.00	.00	.00	.00	.00	.00	.00	.00	.00	.00
20	2.30	(94,17)	.00	2.30	.00	1.40	.00	.00	.00	.00	.80	.00	.00	.10
				Links 10+	.00	.00	.00	.00	.00	.00	.00	.00	.00	.00
21	2.30	(94,17)	.00	2.30	.00	1.40	.00	.00	.00	.00	.80	.00	.00	.10
				Links 10+	.00	.00	.00	.00	.00	.00	.00	.00	.00	.00
22	2.30	(94,17)	.00	2.30	.00	1.40	.00	.00	.00	.00	.80	.00	.00	.10
				Links 10+	.00	.00	.00	.00	.00	.00	.00	.00	.00	.00
23	2.30	(94,17)	.00	2.30	.00	1.40	.00	.00	.00	.00	.80	.00	.00	.10
				Links 10+	.00	.00	.00	.00	.00	.00	.00	.00	.00	.00
24	2.30	(94,17)	.00	2.30	.00	1.40	.00	.00	.00	.00	.80	.00	.00	.10
				Links 10+	.00	.00	.00	.00	.00	.00	.00	.00	.00	.00

JOB: HSS FDR Air Quality Existing/70' Jets

RUN: FDR DRIVE BET E 67TH-75TH STS/70' JETS

LINK CONTRIBUTION TABLES

SECOND HIGHEST 1-HOUR AVERAGED LINK CONTRIBUTIONS
IN PARTS PER MILLION (PPM)
INCLUDING AMBIENT BACKGROUND CONCENTRATIONS.

Rcptr No.	Total Conc	Ending Day Hr	Ambient Backgnd	Total Link	Link +1	Link +2	Link +3	Link +4	Link +5	Link +6	Link +7	Link +8	Link +9	Link +10
25	2.30	(94,17)	.00	2.30	.00	1.40	.00	.00	.00	.00	.80	.00	.00	.10
				Links 10+	.00	.00	.00	.00	.00	.00	.00	.00	.00	.00
26	2.30	(94,17)	.00	2.30	.00	1.40	.00	.00	.00	.00	.80	.00	.00	.10
				Links 10+	.00	.00	.00	.00	.00	.00	.00	.00	.00	.00
27	2.30	(94,17)	.00	2.30	.00	1.40	.00	.00	.00	.00	.80	.00	.00	.10
				Links 10+	.00	.00	.00	.00	.00	.00	.00	.00	.00	.00
28	2.30	(228, 8)	.00	2.30	.00	.80	.40	.00	.10	.40	.10	.00	.10	.00
				Links 10+	.40	.00	.00	.00	.00	.00	.00	.00	.00	.00
29	2.50	(228, 8)	.00	2.50	.00	.70	.50	.00	.10	.50	.00	.00	.10	.00
				Links 10+	.60	.00	.00	.00	.00	.00	.00	.00	.00	.00
30	2.70	(228, 8)	.00	2.70	.00	.50	.70	.00	.10	.50	.00	.00	.10	.00
				Links 10+	.80	.00	.00	.00	.00	.00	.00	.00	.00	.00
31	3.10	(94,17)	.00	3.10	.00	1.10	.40	.00	.00	.30	.40	.00	.10	.00
				Links 10+	.80	.00	.00	.00	.00	.00	.00	.00	.00	.00
32	3.80	(299,18)	.00	3.80	.00	.00	1.30	.00	.10	.60	.00	.00	.10	.00
				Links 10+	1.70	.00	.00	.00	.00	.00	.00	.00	.00	.00
33	3.20	(266, 8)	.00	3.20	.00	.00	.80	.00	.00	.50	.00	.00	.10	.00
				Links 10+	1.80	.00	.00	.00	.00	.00	.00	.00	.00	.00
34	3.30	(87, 9)	.00	3.30	.00	.10	.80	.00	.00	.30	.30	.00	.00	.00
				Links 10+	1.80	.00	.00	.00	.00	.00	.00	.00	.00	.00
35	3.10	(356,16)	.00	3.10	.00	.50	.70	.00	.00	.10	.50	.00	.00	.00
				Links 10+	1.30	.00	.00	.00	.00	.00	.00	.00	.00	.00
36	2.80	(323,16)	.00	2.80	.00	.40	.80	.00	.00	.10	.50	.00	.00	.00
				Links 10+	1.00	.00	.00	.00	.00	.00	.00	.00	.00	.00
37	2.50	(276,21)	.00	2.50	.00	.40	.80	.00	.00	.10	.40	.00	.00	.10
				Links 10+	.70	.00	.00	.00	.00	.00	.00	.00	.00	.00
38	2.30	(99,18)	.00	2.30	.00	.60	.70	.00	.00	.10	.40	.00	.00	.00
				Links 10+	.50	.00	.00	.00	.00	.00	.00	.00	.00	.00
39	2.10	(64,16)	.00	2.10	.00	.40	.80	.00	.00	.10	.40	.00	.00	.00
				Links 10+	.40	.00	.00	.00	.00	.00	.00	.00	.00	.00
40	2.10	(99,18)	.00	2.10	.00	.50	.80	.00	.00	.10	.40	.00	.00	.00
				Links 10+	.30	.00	.00	.00	.00	.00	.00	.00	.00	.00
41	2.10	(299,18)	.00	2.10	.00	.00	1.20	.10	.10	.60	.00	.00	.10	.00
				Links 10+	.00	.00	.00	.00	.00	.00	.00	.00	.00	.00
42	2.00	(299,18)	.00	2.00	.00	.00	1.20	.10	.10	.50	.00	.00	.10	.00
				Links 10+	.00	.00	.00	.00	.00	.00	.00	.00	.00	.00
43	2.00	(99,18)	.00	2.00	.00	.40	.90	.00	.00	.20	.30	.00	.00	.00
				Links 10+	.20	.00	.00	.00	.00	.00	.00	.00	.00	.00

LINK CONTRIBUTION TABLES

SECOND HIGHEST 1-HOUR AVERAGED LINK CONTRIBUTIONS
IN PARTS PER MILLION (PPM)
INCLUDING AMBIENT BACKGROUND CONCENTRATIONS.

Rcptr No.	Total Conc	Ending Day Hr	Ambient Backgnd	Total Link	Link +1	Link +2	Link +3	Link +4	Link +5	Link +6	Link +7	Link +8	Link +9	Link +10
44	1.90	(99,18)	.00	1.90	.00	.30	.90	.00	.00	.20	.30	.00	.00	.00
				Links 10+	.20	.00	.00	.00	.00	.00	.00	.00	.00	.00
45	2.00	(99,18)	.00	2.00	.00	.30	1.00	.00	.00	.20	.30	.00	.00	.00
				Links 10+	.20	.00	.00	.00	.00	.00	.00	.00	.00	.00
46	1.90	(276,21)	.00	1.90	.00	.10	1.10	.00	.00	.40	.20	.00	.00	.00
				Links 10+	.10	.00	.00	.00	.00	.00	.00	.00	.00	.00
47	2.00	(99,18)	.00	2.00	.00	.30	1.00	.00	.00	.30	.30	.00	.00	.00
				Links 10+	.10	.00	.00	.00	.00	.00	.00	.00	.00	.00
48	1.90	(99,18)	.00	1.90	.00	.30	1.00	.00	.00	.30	.20	.00	.00	.00
				Links 10+	.10	.00	.00	.00	.00	.00	.00	.00	.00	.00
49	1.90	(356,16)	.00	1.90	.00	.10	1.10	.00	.00	.50	.10	.00	.10	.00
				Links 10+	.00	.00	.00	.00	.00	.00	.00	.00	.00	.00
50	1.90	(99,18)	.00	1.90	.00	.20	1.10	.00	.00	.30	.20	.00	.00	.00
				Links 10+	.10	.00	.00	.00	.00	.00	.00	.00	.00	.00
51	1.90	(99,18)	.00	1.90	.00	.20	1.10	.00	.00	.30	.20	.00	.00	.00
				Links 10+	.10	.00	.00	.00	.00	.00	.00	.00	.00	.00
52	1.90	(99,18)	.00	1.90	.00	.20	1.10	.00	.00	.30	.20	.00	.00	.00
				Links 10+	.10	.00	.00	.00	.00	.00	.00	.00	.00	.00
53	1.90	(99,18)	.00	1.90	.00	.20	1.10	.00	.00	.30	.20	.00	.00	.00
				Links 10+	.10	.00	.00	.00	.00	.00	.00	.00	.00	.00
54	2.00	(94,17)	.00	2.00	.00	.00	1.10	.10	.20	.50	.00	.00	.10	.00
				Links 10+	.00	.00	.00	.00	.00	.00	.00	.00	.00	.00
55	1.90	(99,18)	.00	1.90	.00	.20	1.10	.00	.00	.30	.20	.00	.00	.00
				Links 10+	.10	.00	.00	.00	.00	.00	.00	.00	.00	.00
56	2.00	(299,18)	.00	2.00	.00	.00	.00	1.30	.70	.00	.00	.00	.00	.00
				Links 10+	.00	.00	.00	.00	.00	.00	.00	.00	.00	.00
57	2.40	(60, 8)	.00	2.40	.80	.00	.00	.00	.00	.00	.00	.60	.00	.00
				Links 10+	.00	1.00	.00	.00	.00	.00	.00	.00	.00	.00
58	2.40	(201, 8)	.00	2.40	.80	.00	.00	.00	.00	.00	.10	.50	.00	.00
				Links 10+	.00	1.00	.00	.00	.00	.00	.00	.00	.00	.00
59	2.50	(299,18)	.00	2.50	.80	.60	.00	.00	.00	.00	.70	.10	.00	.10
				Links 10+	.00	.20	.00	.00	.00	.00	.00	.00	.00	.00
60	2.40	(94,17)	.00	2.40	1.10	.00	.00	.00	.00	.00	.00	.70	.00	.00
				Links 10+	.00	.60	.00	.00	.00	.00	.00	.00	.00	.00

JOB: HSS FDR Air Quality Existing/70' Jets

RUN: FDR DRIVE BET E 67TH-75TH STS/70' JETS

CALM DURATION FREQUENCY

Hours of Consecutive Calm Winds	Frequency of Occurrence	(Julian day/hour ending) of Significant Occurrences
1	126	(1,24)(2, 7)(4, 6)(5,21)(33,12)(36,17)(36,19)(43, 6)(43, 9)(52, 7) (55, 1)(55,22)(59, 9)(64, 3)(64, 5)(64,24)(80, 9)(81, 2)(84, 8)(85,22) (86, 1)(86, 7)(87, 5)(94,16)(98, 2)(105, 8)(109, 2)(113, 9)(113,12)(115, 5) (117,12)(125,21)(126, 1)(127,13)(130,22)(131, 1)(132, 2)(132,22)(133, 2)(133, 4) (133, 6)(133,12)(136, 3)(137,11)(137,21)(138,24)(139, 4)(140, 8)(140,21)(141, 2) (142,10)(143, 8)(146, 3)(146, 9)(147,21)(149,15)(163,14)(164,16)(171, 7)(173, 3) (174,13)(174,17)(177,17)(178, 4)(178, 8)(184,19)(184,21)(185,12)(188,24)(189,12) (192,21)(201,11)(202,22)(210,24)(211,11)(212, 1)(212, 5)(222, 5)(222,23)(226,20) (227, 6)(227,23)(228, 7)(229, 5)(229,12)(230, 6)(230, 9)(231, 3)(232,22)(234, 7) (247, 2)(256, 1)(256,12)(257, 1)(257,11)(260,11)(264,20)(266, 4)(268, 4)(268, 9) (271, 3)(274, 4)(276, 1)(276, 5)(281, 5)(281,13)(287, 4)(289, 4)(299,22)(299,24) (301,12)(302,16)(309,20)(312, 7)(321,23)(322, 2)(324,14)(327, 4)(328,22)(338, 1) (338, 3)(343, 2)(346, 5)(351, 1)(357, 5)(357, 8)
2	33	(2,24)(54,21)(64, 1)(83, 7)(94,14)(100, 1)(107,17)(133,10)(137, 2)(137,24) (149,10)(173, 6)(175,23)(180, 9)(182, 9)(183, 9)(193, 5)(222,10)(229,22)(255,20) (266, 7)(287,10)(288, 1)(289, 2)(292,17)(321,11)(322,14)(323, 8)(324, 6)(324,12) (356, 7)(357, 3)(360,15)
3	10	(2,19)(33,16)(60, 7)(80, 7)(135,24)(186, 6)(204, 6)(280, 9)(315,10)(338, 8) (
4	5	(203, 8)(271, 1)(278, 4)(323, 4)(327, 2)
6	2	(133,20)(282, 4)
7	1	(22,15)
10	1	(134, 7)
13	1	(184,11)

Program terminated normally

DATE : 7/22/ 8
TIME : 15:47:13

JOB: HSS FDR Air Quality Existing/105' Jets

RUN: FDR DRIVE BET E 67TH-75TH STS/105' JETS

General Information

Run start date: 1/ 1/ 0 Julian: 1
end date: 12/31/ 0 Julian: 366

A Tier 2 approach was used for input data preparation.

The MODE flag has been set to C for calculating CO averages.

Ambient background concentrations are included in the averages below.

Site & Meteorological Constants

VS = .0 CM/S VD = .0 CM/S Z0 = 175. CM ATIM = 60.

Met. Sfc. Sta. Id & Yr = 72503 2000
Upper Air Sta. Id & Yr = 94703 2000

CAUTION: The input years for the Run and Meteorological data
differ. The respective values are: 0 and 2000.

Urban mixing heights were processed.

In 2000, Julian day 1 is a Saturday.

The patterns from the input file
have been assigned as follows:

Pattern # 1 is assigned to Monday.
Pattern # 1 is assigned to Tuesday.
Pattern # 1 is assigned to Wednesday.
Pattern # 1 is assigned to Thursday.
Pattern # 1 is assigned to Friday.
Pattern # 1 is assigned to Saturday.
Pattern # 1 is assigned to Sunday.

Link Data Constants - (Variable data in *.LNK file)

	LINK DESCRIPTION	LINK COORDINATES (FT) X1	Y1	X2	Y2	LENGTH (FT)	BRG (DEG)	TYPE	H (FT)	W (FT)	NLANES
1.	FDR N/B 67th-68th St	-132.0	-225.0	15.0	-10.0	260.	34.	AG	.0	36.0	
2.	FDR N/B 68th-71st St	15.0	-10.0	438.0	608.0	749.	34.	AG	.0	36.0	
3.	FDR N/B 71st-73rd St	438.0	608.0	773.0	1098.0	594.	34.	AG	.0	36.0	
4.	FDR N/B 73rd-75th St	773.0	1098.0	1056.0	1625.0	598.	28.	AG	.0	36.0	
5.	FDR S/B 75th-73rd St	743.0	1118.0	1026.0	1645.0	598.	28.	AG	.0	36.0	
6.	FDR S/B 73rd-71st St	408.0	628.0	743.0	1118.0	594.	34.	AG	.0	36.0	

JOB: HSS FDR Air Quality Existing/105' Jets

RUN: FDR DRIVE BET E 67TH-75TH STS/105' JETS

Link Data Constants - (Variable data in *.LNK file)

LINK DESCRIPTION	LINK COORDINATES (FT) X1	Y1	X2	Y2	LENGTH (FT)	BRG (DEG)	TYPE	H (FT)	W (FT)	NLANES
7. FDR S/B 71st-68th St*	-15.0	10.0	408.0	628.0	749.	34.	AG	.0	36.0	
8. FDR S/B 68th-67th St*	-162.0	-205.0	-15.0	10.0	260.	34.	AG	.0	36.0	
9. FDR Service Rd 73-71*	385.0	644.0	720.0	1134.0	594.	34.	AG	.0	32.0	
10. FDR Service Rd 68-71*	-38.0	26.0	385.0	644.0	749.	34.	AG	.0	32.0	
11. FDR N/B 105' Jets 71*	438.0	608.0	497.0	695.0	105.	34.	AG	.0	32.0	
12. FDR S/B 105' Jets 68*	-15.0	10.0	-74.0	-77.0	105.	214.	AG	.0	32.0	

Receptor Data

RECEPTOR	COORDINATES (FT) X	Y	Z
1. RECEPTOR 1	34.0	-23.0	6.0
2. RECEPTOR 2	48.0	-4.0	6.0
3. RECEPTOR 3	62.0	17.0	6.0
4. RECEPTOR 4	75.0	37.0	6.0
5. RECEPTOR 5	89.0	57.0	6.0
6. RECEPTOR 6	103.0	77.0	6.0
7. RECEPTOR 7	117.0	97.0	6.0
8. RECEPTOR 8	130.0	117.0	6.0
9. RECEPTOR 9	144.0	137.0	6.0
10. RECEPTOR 10	158.0	158.0	6.0
11. RECEPTOR 11	172.0	178.0	6.0
12. RECEPTOR 12	186.0	198.0	6.0
13. RECEPTOR 13	199.0	218.0	6.0
14. RECEPTOR 14	213.0	238.0	6.0
15. RECEPTOR 15	227.0	258.0	6.0
16. RECEPTOR 16	241.0	278.0	6.0
17. RECEPTOR 17	255.0	299.0	6.0
18. RECEPTOR 18	268.0	319.0	6.0
19. RECEPTOR 19	282.0	339.0	6.0
20. RECEPTOR 20	296.0	359.0	6.0
21. RECEPTOR 21	310.0	379.0	6.0
22. RECEPTOR 22	323.0	399.0	6.0
23. RECEPTOR 23	337.0	419.0	6.0
24. RECEPTOR 24	351.0	440.0	6.0
25. RECEPTOR 25	365.0	460.0	6.0
26. RECEPTOR 26	379.0	480.0	6.0
27. RECEPTOR 27	392.0	500.0	6.0
28. RECEPTOR 28	406.0	520.0	6.0

JOB: HSS FDR Air Quality Existing/105' Jets

RUN: FDR DRIVE BET E 67TH-75TH STS/105' JETS

Receptor Data

RECEPTOR	COORDINATES (FT) X	Y	Z
29. RECEPTOR 29	420.0	540.0	6.0
30. RECEPTOR 30	434.0	561.0	6.0
31. RECEPTOR 31	447.0	581.0	6.0
32. RECEPTOR 32	461.0	601.0	6.0
33. RECEPTOR 33	475.0	621.0	6.0
34. RECEPTOR 34	489.0	641.0	6.0
35. RECEPTOR 35	503.0	661.0	6.0
36. RECEPTOR 36	516.0	681.0	6.0
37. RECEPTOR 37	530.0	702.0	6.0
38. RECEPTOR 38	544.0	722.0	6.0
39. RECEPTOR 39	558.0	742.0	6.0
40. RECEPTOR 40	571.0	762.0	6.0
41. RECEPTOR 41	585.0	782.0	6.0
42. RECEPTOR 42	599.0	802.0	6.0
43. RECEPTOR 43	613.0	822.0	6.0
44. RECEPTOR 44	627.0	843.0	6.0
45. RECEPTOR 45	640.0	863.0	6.0
46. RECEPTOR 46	654.0	883.0	6.0
47. RECEPTOR 47	668.0	903.0	6.0
48. RECEPTOR 48	682.0	923.0	6.0
49. RECEPTOR 49	696.0	943.0	6.0
50. RECEPTOR 50	709.0	964.0	6.0
51. RECEPTOR 51	723.0	984.0	6.0
52. RECEPTOR 52	737.0	1004.0	6.0
53. RECEPTOR 53	751.0	1024.0	6.0
54. RECEPTOR 54	764.0	1044.0	6.0
55. RECEPTOR 55	778.0	1064.0	6.0
56. RECEPTOR 56	792.0	1084.0	6.0
57. RECEPTOR 57	20.0	-44.0	6.0
58. RECEPTOR 58	6.0	-64.0	6.0
59. RECEPTOR 59	-7.0	-84.0	6.0
60. RECEPTOR 60	-21.0	-104.0	6.0

JOB: HSS FDR Air Quality Existing/105' Jets

RUN: FDR DRIVE BET E 67TH-75TH STS/105' JETS

Model Results

Remarks : In search of the wind direction corresponding to the maximum concentration, only the first direction, of the directions with the same maximum concentrations, is indicated as the maximum.

* MAXIMUM HOURLY CONCENTRATIONS WITH ANY AMBIENT BACKGROUND CONCENTRATIONS (BKG) ADDED
* (PPM)

	REC1	REC2	REC3	REC4	REC5	REC6	REC7	REC8	REC9	REC10
MAX+BKG	2.8	2.6	2.7	2.6	2.6	2.5	2.5	2.6	2.5	2.5
- BKG	.0	.0	.0	.0	.0	.0	.0	.0	.0	.0
MAX	2.8	2.6	2.7	2.6	2.6	2.5	2.5	2.6	2.5	2.5
WIND DIR	23	23	23	23	23	23	23	231	23	231
JULIAN	72	72	72	72	72	72	72	30	72	30
HOUR	8	8	8	8	8	8	8	18	8	18

	REC11	REC12	REC13	REC14	REC15	REC16	REC17	REC18	REC19	REC20
MAX+BKG	2.6	2.6	2.6	2.7	2.6	2.6	2.6	2.7	2.6	2.7
- BKG	.0	.0	.0	.0	.0	.0	.0	.0	.0	.0
MAX	2.6	2.6	2.6	2.7	2.6	2.6	2.6	2.7	2.6	2.7
WIND DIR	23	23	23	28	23	23	231	231	231	23
JULIAN	72	72	72	339	72	72	30	30	30	72
HOUR	8	8	8	17	8	8	18	18	18	8

	REC21	REC22	REC23	REC24	REC25	REC26	REC27	REC28	REC29	REC30
MAX+BKG	2.7	2.7	2.9	2.8	2.7	2.7	2.9	2.9	2.9	3.2
- BKG	.0	.0	.0	.0	.0	.0	.0	.0	.0	.0
MAX	2.7	2.7	2.9	2.8	2.7	2.7	2.9	2.9	2.9	3.2
WIND DIR	23	23	23	23	23	23	23	23	23	23
JULIAN	72	72	72	72	72	72	72	72	72	72
HOUR	8	8	8	8	8	8	8	8	8	8

	REC31	REC32	REC33	REC34	REC35	REC36	REC37	REC38	REC39	REC40
MAX+BKG	3.4	3.3	3.1	3.2	3.5	3.6	3.3	3.2	2.6	2.7
- BKG	.0	.0	.0	.0	.0	.0	.0	.0	.0	.0
MAX	3.4	3.3	3.1	3.2	3.5	3.6	3.3	3.2	2.6	2.7
WIND DIR	23	19	231	231	231	231	231	231	231	231
JULIAN	72	84	30	30	30	30	30	30	30	30
HOUR	8	7	18	18	18	18	18	18	18	18

JOB: HSS FDR Air Quality Existing/105' Jets

RUN: FDR DRIVE BET E 67TH-75TH STS/105' JETS

* MAXIMUM HOURLY CONCENTRATIONS WITH ANY AMBIENT BACKGROUND CONCENTRATIONS (BKG) ADDED
* (PPM)

*	REC41	REC42	REC43	REC44	REC45	REC46	REC47	REC48	REC49	REC50
MAX+BKG *	2.4	2.3	2.4	2.3	2.3	2.3	2.3	2.3	2.2	2.3
- BKG *	.0	.0	.0	.0	.0	.0	.0	.0	.0	.0
MAX *	2.4	2.3	2.4	2.3	2.3	2.3	2.3	2.3	2.2	2.3
WIND DIR*	231	231	231	231	231	231	231	231	231	231
JULIAN *	30	30	30	30	30	30	30	30	30	30
HOUR *	18	18	18	18	18	18	18	18	18	18

*	REC51	REC52	REC53	REC54	REC55	REC56	REC57	REC58	REC59	REC60
MAX+BKG *	2.3	2.2	2.2	2.2	2.2	2.2	2.7	2.7	2.4	2.6
- BKG *	.0	.0	.0	.0	.0	.0	.0	.0	.0	.0
MAX *	2.3	2.2	2.2	2.2	2.2	2.2	2.7	2.7	2.4	2.6
WIND DIR*	231	231	231	231	231	231	23	23	309	23
JULIAN *	30	30	30	30	30	30	72	72	276	72
HOUR *	18	18	18	18	18	18	8	8	21	8

THE HIGHEST CONCENTRATION OF 3.60 PPM OCCURRED AT RECEPTOR REC36.

JOB: HSS FDR Air Quality Existing/105' Jets

RUN: FDR DRIVE BET E 67TH-75TH STS/105' JETS

==========
Output Section
==========

NOTES PERTAINING TO THE REPORT

1. THE HIGHEST AVERAGE IN EACH OF THE FIRST TWO COLUMNS OF EACH TABLE BELOW ARE SUFFIXED BY AN ASTERISK (*). FOR PM OUTPUT, THERE IS ONLY ONE COLUMN AND ASTERISK FOR THE ANNUAL AVERAGE/PERIOD OF CONCERN TABLE.

2. THE NUMBERS IN PARENTHESES ARE THE JULIAN DAY AND ENDING HOUR FOR THE PRECEDING AVERAGE.

3. THE NUMBER OF CALM HOURS USED IN PRODUCING EACH AVERAGE ARE PREFIXED BY A C.

PRIMARY AVERAGES.

MAXIMUM 8-HOUR RUNNING NONOVERLAPPING AVERAGE CONCENTRATIONS
IN PARTS PER MILLION (PPM),
INCLUDING AMBIENT BACKGROUND CONCENTRATIONS.

Receptor Number	Highest Conc	Highest Ending Day Hr	Highest Calm	Second highest Conc	Second highest Ending Day Hr	Second highest Calm
1	1.68	(313,19)	C 2	1.37	(253,14)	C 2
2	1.82	(313,19)	C 2	1.34	(324,20)	C 0
3	1.82	(313,19)	C 2	1.32	(324,21)	C 0
4	1.80	(313,19)	C 2	1.35	(253,13)	C 2
5	1.72	(313,19)	C 2	1.34	(324,21)	C 0
6	1.67	(313,19)	C 2	1.32	(324,21)	C 0
7	1.63	(313,19)	C 2	1.32	(253,13)	C 2
8	1.62	(313,19)	C 2	1.35	(324,21)	C 0
9	1.60	(313,19)	C 2	1.32	(253,13)	C 2
10	1.58	(313,19)	C 2	1.33	(324,21)	C 0
11	1.57	(313,19)	C 2	1.32	(324,21)	C 0
12	1.57	(313,19)	C 2	1.31	(324,21)	C 0
13	1.55	(313,19)	C 2	1.34	(324,21)	C 0
14	1.57	(313,19)	C 2	1.33	(324,21)	C 0
15	1.57	(313,19)	C 2	1.31	(324,21)	C 0
16	1.57	(313,19)	C 2	1.28	(324,21)	C 0
17	1.57	(313,19)	C 2	1.27	(253,13)	C 2
18	1.60	(313,19)	C 2	1.31	(324,21)	C 0
19	1.58	(313,19)	C 2	1.29	(324,21)	C 0
20	1.58	(313,19)	C 2	1.29	(324,21)	C 0
21	1.58	(313,19)	C 2	1.28	(253,13)	C 2
22	1.62	(313,19)	C 2	1.31	(324,21)	C 0
23	1.62	(313,19)	C 2	1.30	(324,21)	C 0
24	1.63	(313,19)	C 2	1.31	(324,21)	C 0

JOB: HSS FDR Air Quality Existing/105' Jets RUN: FDR DRIVE BET E 67TH-75TH STS/105' JETS

MAXIMUM 8-HOUR RUNNING NONOVERLAPPING AVERAGE CONCENTRATIONS
IN PARTS PER MILLION (PPM),
INCLUDING AMBIENT BACKGROUND CONCENTRATIONS.

Receptor Number	Highest Conc	Highest Ending Day Hr	Highest Calm	Second highest Conc	Second highest Ending Day Hr	Second highest Calm
25	1.60	(313,19)	C 2	1.30	(324,21)	C 0
26	1.60	(313,19)	C 2	1.29	(324,21)	C 0
27	1.62	(313,19)	C 2	1.31	(324,21)	C 0
28	1.62	(313,19)	C 2	1.30	(324,21)	C 0
29	1.67	(313,19)	C 2	1.32	(253,14)	C 2
30	1.67	(313,19)	C 2	1.34	(84,14)	C 1
31	1.78	(313,19)	C 2	1.51	(84,14)	C 1
32	1.90	(313,19)	C 2	1.71	(84,14)	C 1
33	2.18	(313,19)	C 2	1.83	(253,14)	C 2
34	2.28*	(313,19)	C 2	1.87	(253,14)	C 2
35	2.17	(313,19)	C 2	1.89*	(324,21)	C 0
36	2.12	(313,19)	C 2	1.86	(324,21)	C 0
37	1.78	(313,19)	C 2	1.45	(324,21)	C 0
38	1.58	(313,19)	C 2	1.32	(2, 2)	C 2
39	1.47	(313,19)	C 2	1.20	(2, 2)	C 2
40	1.42	(313,19)	C 2	1.17	(253,13)	C 2
41	1.40	(313,19)	C 2	1.19	(324,21)	C 0
42	1.35	(313,19)	C 2	1.15	(324,21)	C 0
43	1.30	(313,19)	C 2	1.11	(324,21)	C 0
44	1.28	(313,19)	C 2	1.14	(324,21)	C 0
45	1.35	(313,19)	C 2	1.13	(324,21)	C 0
46	1.32	(313,19)	C 2	1.10	(253,13)	C 2
47	1.33	(313,19)	C 2	1.09	(324,21)	C 0
48	1.32	(313,19)	C 2	1.07	(324,21)	C 0
49	1.32	(313,19)	C 2	1.07	(324,21)	C 0
50	1.33	(313,19)	C 2	1.11	(324,21)	C 0
51	1.37	(313,19)	C 2	1.11	(324,21)	C 0
52	1.33	(313,19)	C 2	1.09	(324,21)	C 0
53	1.37	(313,19)	C 2	1.08	(324,21)	C 0
54	1.38	(313,19)	C 2	1.10	(253,13)	C 2
55	1.38	(313,19)	C 2	1.08	(324,21)	C 0
56	1.30	(313,19)	C 2	1.06	(324,21)	C 0
57	1.63	(313,19)	C 2	1.35	(253,14)	C 2
58	1.57	(313,19)	C 2	1.37	(253,14)	C 2
59	1.43	(313,19)	C 2	1.33	(357,13)	C 1
60	1.42	(313,19)	C 2	1.32	(339,17)	C 2

FIVE HIGHEST 1-HOUR END-TO-END AVERAGE CONCENTRATIONS IN PARTS PER MILLION
INCLUDING AMBIENT BACKGROUND CONCENTRATIONS.

Rcptr No.	Highest Conc	Highest Ending Day Hr	Highest Calm	Second Highest Conc	Second Highest Ending Day Hr	Second Highest Calm	Third Highest Conc	Third Highest Ending Day Hr	Third Highest Calm	Fourth Highest Conc	Fourth Highest Ending Day Hr	Fourth Highest Calm	Fifth Highest Conc	Fifth Highest Ending Day Hr	Fifth Highest Calm
1	2.80	(72, 8)	C 0	2.40	(339,17)	C 0	2.40	(84, 7)	C 0	2.40	(309, 7)	C 0	2.20	(308,16)	C 0

JOB: HSS FDR Air Quality Existing/105' Jets

RUN: FDR DRIVE BET E 67TH-75TH STS/105' JETS

FIVE HIGHEST 1-HOUR END-TO-END AVERAGE CONCENTRATIONS IN PARTS PER MILLION
INCLUDING AMBIENT BACKGROUND CONCENTRATIONS.

Rcptr	Highest Ending			Second Highest Ending			Third Highest Ending			Fourth Highest Ending			Fifth Highest Ending		
No.	Conc	Day Hr	Calm	Conc	Day Hr	Calm	Conc	Day Hr	Calm	Conc	Day Hr	Calm	Conc	Day Hr	Calm
2	2.60	(72, 8)	C 0	2.50	(339,17)	C 0	2.40	(84, 7)	C 0	2.40	(309, 7)	C 0	2.10	(30,18)	C 0
3	2.70	(72, 8)	C 0	2.50	(84, 7)	C 0	2.50	(309, 7)	C 0	2.50	(339,17)	C 0	2.30	(284,20)	C 0
4	2.60	(72, 8)	C 0	2.50	(30,18)	C 0	2.50	(84, 7)	C 0	2.50	(309, 7)	C 0	2.50	(339,17)	C 0
5	2.60	(72, 8)	C 0	2.50	(84, 7)	C 0	2.50	(309, 7)	C 0	2.50	(339,17)	C 0	2.40	(30,18)	C 0
6	2.50	(72, 8)	C 0	2.50	(339,17)	C 0	2.40	(30,18)	C 0	2.30	(84, 7)	C 0	2.30	(309, 7)	C 0
7	2.50	(72, 8)	C 0	2.40	(339,17)	C 0	2.40	(30,18)	C 0	2.30	(84, 7)	C 0	2.30	(309, 7)	C 0
8	2.60	(30,18)	C 0	2.50	(72, 8)	C 0	2.50	(339,17)	C 0	2.30	(84, 7)	C 0	2.30	(309, 7)	C 0
9	2.50	(72, 8)	C 0	2.40	(30,18)	C 0	2.40	(84, 7)	C 0	2.40	(309, 7)	C 0	2.30	(339,17)	C 0
10	2.50	(30,18)	C 0	2.50	(72, 8)	C 0	2.50	(339,17)	C 0	2.40	(84, 7)	C 0	2.40	(309, 7)	C 0
11	2.60	(72, 8)	C 0	2.50	(30,18)	C 0	2.50	(339,17)	C 0	2.30	(84, 7)	C 0	2.30	(309, 7)	C 0
12	2.60	(72, 8)	C 0	2.50	(339,17)	C 0	2.40	(30,18)	C 0	2.30	(84, 7)	C 0	2.30	(309, 7)	C 0
13	2.60	(72, 8)	C 0	2.60	(339,17)	C 0	2.50	(30,18)	C 0	2.30	(84, 7)	C 0	2.30	(309, 7)	C 0
14	2.70	(339,17)	C 0	2.60	(72, 8)	C 0	2.50	(30,18)	C 0	2.30	(84, 7)	C 0	2.30	(309, 7)	C 0
15	2.60	(72, 8)	C 0	2.60	(339,17)	C 0	2.50	(30,18)	C 0	2.30	(84, 7)	C 0	2.30	(309, 7)	C 0
16	2.60	(72, 8)	C 0	2.50	(30,18)	C 0	2.50	(339,17)	C 0	2.20	(84, 7)	C 0	2.20	(309, 7)	C 0
17	2.60	(30,18)	C 0	2.60	(72, 8)	C 0	2.50	(339,17)	C 0	2.30	(84, 7)	C 0	2.30	(309, 7)	C 0
18	2.70	(30,18)	C 0	2.60	(72, 8)	C 0	2.50	(339,17)	C 0	2.40	(84, 7)	C 0	2.40	(309, 7)	C 0
19	2.60	(30,18)	C 0	2.60	(72, 8)	C 0	2.50	(339,17)	C 0	2.30	(84, 7)	C 0	2.30	(309, 7)	C 0
20	2.70	(72, 8)	C 0	2.60	(30,18)	C 0	2.30	(339,17)	C 0	2.30	(288, 7)	C 0	2.20	(84, 7)	C 0
21	2.70	(72, 8)	C 0	2.60	(339,17)	C 0	2.50	(30,18)	C 0	2.30	(84, 7)	C 0	2.30	(309, 7)	C 0
22	2.70	(72, 8)	C 0	2.70	(339,17)	C 0	2.60	(30,18)	C 0	2.40	(84, 7)	C 0	2.40	(309, 7)	C 0
23	2.90	(72, 8)	C 0	2.60	(30,18)	C 0	2.50	(339,17)	C 0	2.30	(84, 7)	C 0	2.30	(309, 7)	C 0
24	2.80	(72, 8)	C 0	2.60	(339,17)	C 0	2.50	(84, 7)	C 0	2.50	(309, 7)	C 0	2.50	(30,18)	C 0
25	2.70	(72, 8)	C 0	2.70	(339,17)	C 0	2.50	(30,18)	C 0	2.50	(84, 7)	C 0	2.50	(309, 7)	C 0
26	2.70	(72, 8)	C 0	2.60	(339,17)	C 0	2.50	(30,18)	C 0	2.50	(84, 7)	C 0	2.50	(309, 7)	C 0
27	2.90	(72, 8)	C 0	2.60	(30,18)	C 0	2.60	(84, 7)	C 0	2.60	(309, 7)	C 0	2.60	(339,17)	C 0
28	2.90	(72, 8)	C 0	2.60	(339,17)	C 0	2.60	(30,18)	C 0	2.50	(84, 7)	C 0	2.50	(309, 7)	C 0
29	2.90	(72, 8)	C 0	2.80	(339,17)	C 0	2.70	(84, 7)	C 0	2.70	(309, 7)	C 0	2.60	(30,18)	C 0
30	3.20	(72, 8)	C 0	2.90	(84, 7)	C 0	2.90	(309, 7)	C 0	2.90	(339,17)	C 0	2.60	(308,16)	C 0
31	3.40	(72, 8)	C 0	3.20	(84, 7)	C 0	3.20	(309, 7)	C 0	2.90	(339,17)	C 0	2.70	(308,16)	C 0
32	3.30	(84, 7)	C 0	3.30*	(309, 7)	C 0	3.30	(72, 8)	C 0	3.10	(313,14)	C 0	2.90	(339,17)	C 0
33	3.10	(30,18)	C 0	3.10	(72, 8)	C 0	3.00	(84, 7)	C 0	3.00	(276,21)	C 0	3.00	(309, 7)	C 0
34	3.20	(30,18)	C 0	2.90	(276,21)	C 0	2.90	(284,20)	C 0	2.70	(84, 7)	C 0	2.70	(309, 7)	C 0
35	3.50	(30,18)	C 0	2.90	(276,21)	C 0	2.90	(284,20)	C 0	2.90	(288, 7)	C 0	2.60	(67,22)	C 0
36	3.60*	(30,18)	C 0	3.10	(288, 7)	C 0	2.90	(67,22)	C 0	2.90	(118,22)	C 0	2.90	(284,20)	C 0
37	3.30	(30,18)	C 0	3.00	(288, 7)	C 0	2.70	(67,22)	C 0	2.70	(118,22)	C 0	2.40	(284,20)	C 0
38	3.20	(30,18)	C 0	2.60	(288, 7)	C 0	2.30	(67,22)	C 0	2.30	(118,22)	C 0	2.20	(72, 8)	C 0
39	2.60	(30,18)	C 0	2.50	(288, 7)	C 0	2.20	(67,22)	C 0	2.10	(118,22)	C 0	2.10	(72, 8)	C 0
40	2.70	(30,18)	C 0	2.30	(288, 7)	C 0	2.10	(72, 8)	C 0	2.00	(339,17)	C 0	2.00	(67,22)	C 0
41	2.40	(30,18)	C 0	2.20	(288, 7)	C 0	2.10	(72, 8)	C 0	2.00	(67,22)	C 0	2.00	(118,22)	C 0
42	2.30	(30,18)	C 0	2.30	(288, 7)	C 0	2.00	(72, 8)	C 0	2.00	(67,22)	C 0	1.90	(84, 7)	C 0

JOB: HSS FDR Air Quality Existing/105' Jets RUN: FDR DRIVE BET E 67TH-75TH STS/105' JETS

FIVE HIGHEST 1-HOUR END-TO-END AVERAGE CONCENTRATIONS IN PARTS PER MILLION
INCLUDING AMBIENT BACKGROUND CONCENTRATIONS.

Rcptr	Highest			Second Highest			Third Highest			Fourth Highest			Fifth Highest		
No.	Conc	Ending Day Hr	Calm	Conc	Ending Day Hr	Calm	Conc	Ending Day Hr	Calm	Conc	Ending Day Hr	Calm	Conc	Ending Day Hr	Calm
43	2.40	(30,18)	C 0	2.10	(72, 8)	C 0	2.00	(288, 7)	C 0	1.90	(67,22)	C 0	1.90	(84, 7)	C 0
44	2.30	(30,18)	C 0	2.10	(72, 8)	C 0	2.10	(288, 7)	C 0	1.90	(339,17)	C 0	1.80	(67,22)	C 0
45	2.30	(30,18)	C 0	2.10	(72, 8)	C 0	2.00	(84, 7)	C 0	2.00	(309, 7)	C 0	2.00	(288, 7)	C 0
46	2.30	(30,18)	C 0	2.00	(72, 8)	C 0	2.00	(288, 7)	C 0	1.90	(84, 7)	C 0	1.90	(309, 7)	C 0
47	2.30	(30,18)	C 0	2.10	(72, 8)	C 0	1.90	(288, 7)	C 0	1.90	(84, 7)	C 0	1.90	(309, 7)	C 0
48	2.30	(30,18)	C 0	2.00	(72, 8)	C 0	1.90	(84, 7)	C 0	1.90	(288, 7)	C 0	1.90	(309, 7)	C 0
49	2.20	(30,18)	C 0	2.10	(72, 8)	C 0	1.90	(84, 7)	C 0	1.90	(288, 7)	C 0	1.90	(309, 7)	C 0
50	2.30	(30,18)	C 0	2.10	(72, 8)	C 0	2.00	(288, 7)	C 0	1.90	(84, 7)	C 0	1.90	(309, 7)	C 0
51	2.30	(30,18)	C 0	2.00	(72, 8)	C 0	2.00	(288, 7)	C 0	1.90	(84, 7)	C 0	1.90	(309, 7)	C 0
52	2.20	(30,18)	C 0	2.10	(72, 8)	C 0	2.00	(288, 7)	C 0	1.90	(84, 7)	C 0	1.90	(309, 7)	C 0
53	2.20	(30,18)	C 0	2.00	(288, 7)	C 0	1.90	(72, 8)	C 0	1.80	(84, 7)	C 0	1.80	(309, 7)	C 0
54	2.20	(30,18)	C 0	2.10	(288, 7)	C 0	2.00	(72, 8)	C 0	1.80	(84, 7)	C 0	1.80	(309, 7)	C 0
55	2.20	(30,18)	C 0	1.90	(288, 7)	C 0	1.80	(72, 8)	C 0	1.70	(67,22)	C 0	1.70	(84, 7)	C 0
56	2.20	(30,18)	C 0	1.90	(288, 7)	C 0	1.70	(67,22)	C 0	1.70	(84, 7)	C 0	1.70	(118,22)	C 0
57	2.70	(72, 8)	C 0	2.40	(276,21)	C 0	2.40	(339,17)	C 0	2.30	(84, 7)	C 0	2.30	(309, 7)	C 0
58	2.70	(72, 8)	C 0	2.50	(276,21)	C 0	2.30	(339,17)	C 0	2.30	(84, 7)	C 0	2.30	(309, 7)	C 0
59	2.40	(276,21)	C 0	2.40	(72, 8)	C 0	2.30	(313,14)	C 0	2.20	(246, 8)	C 0	2.20	(339,17)	C 0
60	2.60	(72, 8)	C 0	2.40	(339,17)	C 0	2.30	(84, 7)	C 0	2.30	(309, 7)	C 0	2.20	(276,21)	C 0

MAXIMUM 8-HOUR AVERAGED LINK CONTRIBUTIONS
IN PARTS PER MILLION (PPM)
INCLUDING AMBIENT BACKGROUND CONCENTRATIONS.

Rcptr No.	Total Conc	Ending Day Hr	Ambient Backgnd	Total Link	Link +1	Link +2	Link +3	Link +4	Link +5	Link +6	Link +7	Link +8	Link +9	Link +10
1	1.68	(313,19)	.00	1.68	.53	.32	.00	.00	.00	.00	.20	.32	.00	.02
			Links	10+	.00	.30	.00	.00	.00	.00	.00	.00	.00	.00
2	1.82	(313,19)	.00	1.82	.33	.58	.00	.00	.00	.00	.22	.32	.00	.02
			Links	10+	.00	.35	.00	.00	.00	.00	.00	.00	.00	.00
3	1.82	(313,19)	.00	1.82	.17	.82	.00	.00	.00	.00	.27	.25	.00	.02
			Links	10+	.00	.30	.00	.00	.00	.00	.00	.00	.00	.00
4	1.80	(313,19)	.00	1.80	.08	.93	.00	.00	.00	.00	.37	.18	.00	.02
			Links	10+	.00	.22	.00	.00	.00	.00	.00	.00	.00	.00
5	1.72	(313,19)	.00	1.72	.05	.95	.00	.00	.00	.00	.42	.13	.00	.02
			Links	10+	.00	.15	.00	.00	.00	.00	.00	.00	.00	.00
6	1.67	(313,19)	.00	1.67	.03	.97	.00	.00	.00	.00	.47	.08	.00	.02
			Links	10+	.00	.10	.00	.00	.00	.00	.00	.00	.00	.00
7	1.63	(313,19)	.00	1.63	.02	.98	.00	.00	.00	.00	.48	.07	.00	.02
			Links	10+	.00	.07	.00	.00	.00	.00	.00	.00	.00	.00

JOB: HSS FDR Air Quality Existing/105' Jets

RUN: FDR DRIVE BET E 67TH-75TH STS/105' JETS

LINK CONTRIBUTION TABLES

MAXIMUM 8-HOUR AVERAGED LINK CONTRIBUTIONS
IN PARTS PER MILLION (PPM)
INCLUDING AMBIENT BACKGROUND CONCENTRATIONS.

Rcptr No.	Total Conc	Ending Day Hr	Ambient Backgnd	Total Link	Link +1	Link +2	Link +3	Link +4	Link +5	Link +6	Link +7	Link +8	Link +9	Link +10
8	1.62	(313,19)	.00	1.62	.02	.98	.00	.00	.00	.00	.52	.03	.00	.02
				Links 10+	.00	.05	.00	.00	.00	.00	.00	.00	.00	.00
9	1.60	(313,19)	.00	1.60	.00	1.00	.00	.00	.00	.00	.52	.03	.00	.02
				Links 10+	.00	.03	.00	.00	.00	.00	.00	.00	.00	.00
10	1.58	(313,19)	.00	1.58	.00	1.00	.00	.00	.00	.00	.52	.02	.00	.02
				Links 10+	.00	.03	.00	.00	.00	.00	.00	.00	.00	.00
11	1.57	(313,19)	.00	1.57	.00	1.00	.00	.00	.00	.00	.52	.02	.00	.02
				Links 10+	.00	.02	.00	.00	.00	.00	.00	.00	.00	.00
12	1.57	(313,19)	.00	1.57	.00	1.00	.00	.00	.00	.00	.52	.02	.00	.02
				Links 10+	.00	.02	.00	.00	.00	.00	.00	.00	.00	.00
13	1.55	(313,19)	.00	1.55	.00	1.02	.00	.00	.00	.00	.52	.00	.00	.02
				Links 10+	.00	.00	.00	.00	.00	.00	.00	.00	.00	.00
14	1.57	(313,19)	.00	1.57	.00	1.02	.00	.00	.00	.00	.53	.00	.00	.02
				Links 10+	.00	.00	.00	.00	.00	.00	.00	.00	.00	.00
15	1.57	(313,19)	.00	1.57	.00	1.02	.00	.00	.00	.00	.53	.00	.00	.02
				Links 10+	.00	.00	.00	.00	.00	.00	.00	.00	.00	.00
16	1.57	(313,19)	.00	1.57	.00	1.02	.00	.00	.00	.00	.53	.00	.00	.02
				Links 10+	.00	.00	.00	.00	.00	.00	.00	.00	.00	.00
17	1.57	(313,19)	.00	1.57	.00	1.02	.00	.00	.00	.00	.53	.00	.00	.02
				Links 10+	.00	.00	.00	.00	.00	.00	.00	.00	.00	.00
18	1.60	(313,19)	.00	1.60	.00	1.02	.00	.00	.00	.02	.55	.00	.00	.02
				Links 10+	.00	.00	.00	.00	.00	.00	.00	.00	.00	.00
19	1.58	(313,19)	.00	1.58	.00	1.02	.00	.00	.00	.02	.53	.00	.00	.02
				Links 10+	.00	.00	.00	.00	.00	.00	.00	.00	.00	.00
20	1.58	(313,19)	.00	1.58	.00	1.02	.00	.00	.00	.02	.53	.00	.00	.02
				Links 10+	.00	.00	.00	.00	.00	.00	.00	.00	.00	.00
21	1.58	(313,19)	.00	1.58	.00	1.02	.00	.00	.00	.02	.53	.00	.00	.02
				Links 10+	.00	.00	.00	.00	.00	.00	.00	.00	.00	.00
22	1.62	(313,19)	.00	1.62	.00	1.02	.02	.00	.00	.03	.53	.00	.00	.02
				Links 10+	.00	.00	.00	.00	.00	.00	.00	.00	.00	.00
23	1.62	(313,19)	.00	1.62	.00	1.02	.03	.00	.00	.03	.52	.00	.00	.00
				Links 10+	.02	.00	.00	.00	.00	.00	.00	.00	.00	.00
24	1.63	(313,19)	.00	1.63	.00	1.02	.03	.00	.00	.03	.53	.00	.00	.00
				Links 10+	.02	.00	.00	.00	.00	.00	.00	.00	.00	.00
25	1.60	(313,19)	.00	1.60	.00	.98	.03	.00	.00	.05	.52	.00	.00	.00
				Links 10+	.02	.00	.00	.00	.00	.00	.00	.00	.00	.00
26	1.60	(313,19)	.00	1.60	.00	.98	.03	.00	.00	.05	.50	.00	.00	.00
				Links 10+	.03	.00	.00	.00	.00	.00	.00	.00	.00	.00

JOB: HSS FDR Air Quality Existing/105' Jets

RUN: FDR DRIVE BET E 67TH-75TH STS/105' JETS

LINK CONTRIBUTION TABLES

MAXIMUM 8-HOUR AVERAGED LINK CONTRIBUTIONS
IN PARTS PER MILLION (PPM)
INCLUDING AMBIENT BACKGROUND CONCENTRATIONS.

Rcptr No.	Total Conc	Ending Day Hr	Ambient Backgnd	Total Link	Link +1	Link +2	Link +3	Link +4	Link +5	Link +6	Link +7	Link +8	Link +9	Link +10
27	1.62	(313,19)	.00	1.62	.00	.98	.03	.00	.00	.05	.52	.00	.00	.00
			Links	10+	.03	.00	.00	.00	.00	.00	.00	.00	.00	.00
28	1.62	(313,19)	.00	1.62	.00	.97	.05	.00	.00	.07	.47	.00	.02	.00
			Links	10+	.05	.00	.00	.00	.00	.00	.00	.00	.00	.00
29	1.67	(313,19)	.00	1.67	.00	.93	.08	.00	.00	.10	.45	.00	.02	.00
			Links	10+	.08	.00	.00	.00	.00	.00	.00	.00	.00	.00
30	1.67	(313,19)	.00	1.67	.00	.88	.10	.00	.00	.12	.43	.00	.02	.00
			Links	10+	.12	.00	.00	.00	.00	.00	.00	.00	.00	.00
31	1.78	(313,19)	.00	1.78	.00	.82	.18	.00	.00	.15	.40	.00	.02	.00
			Links	10+	.22	.00	.00	.00	.00	.00	.00	.00	.00	.00
32	1.90	(313,19)	.00	1.90	.00	.62	.32	.00	.00	.15	.38	.00	.02	.00
			Links	10+	.42	.00	.00	.00	.00	.00	.00	.00	.00	.00
33	2.18	(313,19)	.00	2.18	.00	.35	.55	.00	.00	.17	.35	.00	.02	.00
			Links	10+	.75	.00	.00	.00	.00	.00	.00	.00	.00	.00
34	2.28	(313,19)	.00	2.28	.00	.17	.70	.00	.00	.23	.28	.00	.02	.00
			Links	10+	.88	.00	.00	.00	.00	.00	.00	.00	.00	.00
35	2.17	(313,19)	.00	2.17	.00	.10	.75	.00	.00	.28	.18	.00	.02	.00
			Links	10+	.83	.00	.00	.00	.00	.00	.00	.00	.00	.00
36	2.12	(313,19)	.00	2.12	.00	.07	.78	.00	.00	.35	.15	.00	.02	.00
			Links	10+	.75	.00	.00	.00	.00	.00	.00	.00	.00	.00
37	1.78	(313,19)	.00	1.78	.00	.03	.80	.00	.00	.38	.10	.00	.03	.00
			Links	10+	.43	.00	.00	.00	.00	.00	.00	.00	.00	.00
38	1.58	(313,19)	.00	1.58	.00	.03	.80	.00	.00	.40	.07	.00	.05	.00
			Links	10+	.23	.00	.00	.00	.00	.00	.00	.00	.00	.00
39	1.47	(313,19)	.00	1.47	.00	.02	.80	.00	.02	.40	.07	.00	.05	.00
			Links	10+	.12	.00	.00	.00	.00	.00	.00	.00	.00	.00
40	1.42	(313,19)	.00	1.42	.00	.02	.80	.00	.02	.42	.03	.00	.07	.00
			Links	10+	.07	.00	.00	.00	.00	.00	.00	.00	.00	.00
41	1.40	(313,19)	.00	1.40	.00	.02	.80	.00	.02	.42	.03	.00	.08	.00
			Links	10+	.03	.00	.00	.00	.00	.00	.00	.00	.00	.00
42	1.35	(313,19)	.00	1.35	.00	.00	.80	.00	.02	.42	.02	.00	.08	.00
			Links	10+	.02	.00	.00	.00	.00	.00	.00	.00	.00	.00
43	1.30	(313,19)	.00	1.30	.00	.00	.77	.00	.02	.40	.02	.00	.08	.00
			Links	10+	.02	.00	.00	.00	.00	.00	.00	.00	.00	.00
44	1.28	(313,19)	.00	1.28	.00	.00	.77	.00	.02	.40	.02	.00	.08	.00
			Links	10+	.00	.00	.00	.00	.00	.00	.00	.00	.00	.00
45	1.35	(313,19)	.00	1.35	.00	.00	.80	.02	.03	.40	.02	.00	.08	.00
			Links	10+	.00	.00	.00	.00	.00	.00	.00	.00	.00	.00

JOB: HSS FDR Air Quality Existing/105' Jets

RUN: FDR DRIVE BET E 67TH-75TH STS/105' JETS

LINK CONTRIBUTION TABLES

MAXIMUM 8-HOUR AVERAGED LINK CONTRIBUTIONS
IN PARTS PER MILLION (PPM)
INCLUDING AMBIENT BACKGROUND CONCENTRATIONS.

Rcptr No.	Total Conc	Ending Day Hr	Ambient Backgnd	Total Link	Link +1	Link +2	Link +3	Link +4	Link +5	Link +6	Link +7	Link +8	Link +9	Link +10
46	1.32	(313,19)	.00	1.32	.00	.00	.78	.02	.03	.40	.00	.00	.08	.00
				Links 10+	.00	.00	.00	.00	.00	.00	.00	.00	.00	.00
47	1.33	(313,19)	.00	1.33	.00	.00	.78	.03	.03	.40	.00	.00	.08	.00
				Links 10+	.00	.00	.00	.00	.00	.00	.00	.00	.00	.00
48	1.32	(313,19)	.00	1.32	.00	.00	.77	.03	.05	.38	.00	.00	.08	.00
				Links 10+	.00	.00	.00	.00	.00	.00	.00	.00	.00	.00
49	1.32	(313,19)	.00	1.32	.00	.00	.77	.03	.05	.38	.00	.00	.08	.00
				Links 10+	.00	.00	.00	.00	.00	.00	.00	.00	.00	.00
50	1.33	(313,19)	.00	1.33	.00	.00	.80	.03	.05	.38	.00	.00	.07	.00
				Links 10+	.00	.00	.00	.00	.00	.00	.00	.00	.00	.00
51	1.37	(313,19)	.00	1.37	.00	.00	.80	.05	.07	.38	.00	.00	.07	.00
				Links 10+	.00	.00	.00	.00	.00	.00	.00	.00	.00	.00
52	1.33	(313,19)	.00	1.33	.00	.00	.78	.05	.07	.37	.00	.00	.07	.00
				Links 10+	.00	.00	.00	.00	.00	.00	.00	.00	.00	.00
53	1.37	(313,19)	.00	1.37	.00	.00	.75	.08	.10	.37	.00	.00	.07	.00
				Links 10+	.00	.00	.00	.00	.00	.00	.00	.00	.00	.00
54	1.38	(313,19)	.00	1.38	.00	.00	.75	.10	.12	.35	.00	.00	.07	.00
				Links 10+	.00	.00	.00	.00	.00	.00	.00	.00	.00	.00
55	1.38	(313,19)	.00	1.38	.00	.00	.68	.15	.15	.33	.00	.00	.07	.00
				Links 10+	.00	.00	.00	.00	.00	.00	.00	.00	.00	.00
56	1.30	(313,19)	.00	1.30	.00	.00	.53	.23	.17	.30	.00	.00	.07	.00
				Links 10+	.00	.00	.00	.00	.00	.00	.00	.00	.00	.00
57	1.63	(313,19)	.00	1.63	.65	.18	.00	.00	.00	.00	.17	.35	.00	.02
				Links 10+	.00	.27	.00	.00	.00	.00	.00	.00	.00	.00
58	1.57	(313,19)	.00	1.57	.72	.13	.00	.00	.00	.00	.13	.37	.00	.02
				Links 10+	.00	.20	.00	.00	.00	.00	.00	.00	.00	.00
59	1.43	(313,19)	.00	1.43	.73	.08	.00	.00	.00	.00	.10	.37	.00	.02
				Links 10+	.00	.13	.00	.00	.00	.00	.00	.00	.00	.00
60	1.42	(313,19)	.00	1.42	.75	.07	.00	.00	.00	.00	.08	.38	.00	.00
				Links 10+	.00	.13	.00	.00	.00	.00	.00	.00	.00	.00

JOB: HSS FDR Air Quality Existing/105' Jets

RUN: FDR DRIVE BET E 67TH-75TH STS/105' JETS

LINK CONTRIBUTION TABLES

SECOND HIGHEST 8-HOUR AVERAGED LINK CONTRIBUTIONS
IN PARTS PER MILLION (PPM)
INCLUDING AMBIENT BACKGROUND CONCENTRATIONS.

Rcptr No.	Total Conc	Ending Day Hr	Ambient Backgnd	Total Link	Link +1	Link +2	Link +3	Link +4	Link +5	Link +6	Link +7	Link +8	Link +9	Link +10
1	1.37	(253,14)	.00	1.37	.35	.38	.00	.00	.00	.00	.22	.20	.00	.00
				Links 10+	.00	.22	.00	.00	.00	.00	.00	.00	.00	.00
2	1.34	(324,20)	.00	1.34	.26	.44	.00	.00	.00	.00	.13	.24	.00	.00
				Links 10+	.00	.28	.00	.00	.00	.00	.00	.00	.00	.00
3	1.32	(324,21)	.00	1.33	.19	.57	.00	.00	.00	.00	.19	.18	.00	.00
				Links 10+	.00	.20	.00	.00	.00	.00	.00	.00	.00	.00
4	1.35	(253,13)	.00	1.35	.10	.70	.00	.00	.00	.00	.33	.10	.00	.02
				Links 10+	.00	.10	.00	.00	.00	.00	.00	.00	.00	.00
5	1.34	(324,21)	.00	1.34	.09	.71	.00	.00	.00	.00	.29	.13	.00	.00
				Links 10+	.00	.13	.00	.00	.00	.00	.00	.00	.00	.00
6	1.32	(324,21)	.00	1.33	.08	.74	.00	.00	.00	.00	.31	.10	.00	.00
				Links 10+	.00	.10	.00	.00	.00	.00	.00	.00	.00	.00
7	1.32	(253,13)	.00	1.32	.05	.75	.00	.00	.00	.00	.40	.05	.00	.02
				Links 10+	.00	.05	.00	.00	.00	.00	.00	.00	.00	.00
8	1.35	(324,21)	.00	1.35	.04	.79	.00	.00	.00	.00	.38	.08	.00	.00
				Links 10+	.00	.08	.00	.00	.00	.00	.00	.00	.00	.00
9	1.32	(253,13)	.00	1.32	.03	.77	.00	.00	.00	.00	.40	.05	.00	.02
				Links 10+	.00	.05	.00	.00	.00	.00	.00	.00	.00	.00
10	1.33	(324,21)	.00	1.33	.04	.81	.00	.00	.00	.00	.40	.04	.00	.00
				Links 10+	.00	.04	.00	.00	.00	.00	.00	.00	.00	.00
11	1.32	(324,21)	.00	1.32	.03	.81	.00	.00	.00	.00	.41	.04	.00	.00
				Links 10+	.00	.04	.00	.00	.00	.00	.00	.00	.00	.00
12	1.31	(324,21)	.00	1.31	.03	.80	.00	.00	.00	.00	.41	.04	.00	.00
				Links 10+	.00	.04	.00	.00	.00	.00	.00	.00	.00	.00
13	1.34	(324,21)	.00	1.34	.01	.84	.00	.00	.00	.00	.41	.04	.00	.00
				Links 10+	.00	.04	.00	.00	.00	.00	.00	.00	.00	.00
14	1.33	(324,21)	.00	1.32	.01	.82	.00	.00	.00	.00	.41	.04	.00	.00
				Links 10+	.00	.04	.00	.00	.00	.00	.00	.00	.00	.00
15	1.31	(324,21)	.00	1.31	.01	.81	.00	.00	.00	.00	.43	.04	.00	.00
				Links 10+	.00	.03	.00	.00	.00	.00	.00	.00	.00	.00
16	1.28	(324,21)	.00	1.27	.00	.81	.00	.00	.00	.00	.43	.03	.00	.00
				Links 10+	.00	.01	.00	.00	.00	.00	.00	.00	.00	.00
17	1.27	(253,13)	.00	1.27	.00	.82	.00	.00	.00	.00	.43	.00	.00	.02
				Links 10+	.00	.00	.00	.00	.00	.00	.00	.00	.00	.00
18	1.31	(324,21)	.00	1.31	.00	.85	.00	.00	.00	.00	.45	.01	.00	.00
				Links 10+	.00	.00	.00	.00	.00	.00	.00	.00	.00	.00
19	1.29	(324,21)	.00	1.29	.00	.84	.00	.00	.00	.00	.45	.00	.00	.00
				Links 10+	.00	.00	.00	.00	.00	.00	.00	.00	.00	.00

JOB: HSS FDR Air Quality Existing/105' Jets

RUN: FDR DRIVE BET E 67TH-75TH STS/105' JETS

LINK CONTRIBUTION TABLES

SECOND HIGHEST 8-HOUR AVERAGED LINK CONTRIBUTIONS
IN PARTS PER MILLION (PPM)
INCLUDING AMBIENT BACKGROUND CONCENTRATIONS.

Rcptr No.	Total Conc	Ending Day Hr	Ambient Backgnd	Total Link	Link +1	Link +2	Link +3	Link +4	Link +5	Link +6	Link +7	Link +8	Link +9	Link +10
20	1.29	(324,21)	.00	1.29	.00	.84	.00	.00	.00	.00	.45	.00	.00	.00
			Links	10+	.00	.00	.00	.00	.00	.00	.00	.00	.00	.00
21	1.28	(253,13)	.00	1.28	.00	.82	.00	.00	.00	.00	.45	.00	.00	.02
			Links	10+	.00	.00	.00	.00	.00	.00	.00	.00	.00	.00
22	1.31	(324,21)	.00	1.31	.00	.86	.00	.00	.00	.00	.45	.00	.00	.00
			Links	10+	.00	.00	.00	.00	.00	.00	.00	.00	.00	.00
23	1.30	(324,21)	.00	1.30	.00	.85	.00	.00	.00	.00	.45	.00	.00	.00
			Links	10+	.00	.00	.00	.00	.00	.00	.00	.00	.00	.00
24	1.31	(324,21)	.00	1.31	.00	.86	.00	.00	.00	.00	.45	.00	.00	.00
			Links	10+	.00	.00	.00	.00	.00	.00	.00	.00	.00	.00
25	1.30	(324,21)	.00	1.30	.00	.85	.00	.00	.00	.00	.45	.00	.00	.00
			Links	10+	.00	.00	.00	.00	.00	.00	.00	.00	.00	.00
26	1.29	(324,21)	.00	1.29	.00	.84	.00	.00	.00	.00	.45	.00	.00	.00
			Links	10+	.00	.00	.00	.00	.00	.00	.00	.00	.00	.00
27	1.31	(324,21)	.00	1.31	.00	.86	.00	.00	.00	.00	.45	.00	.00	.00
			Links	10+	.00	.00	.00	.00	.00	.00	.00	.00	.00	.00
28	1.30	(324,21)	.00	1.30	.00	.85	.00	.00	.00	.00	.45	.00	.00	.00
			Links	10+	.00	.00	.00	.00	.00	.00	.00	.00	.00	.00
29	1.32	(253,14)	.00	1.32	.00	.77	.02	.00	.00	.08	.40	.00	.00	.00
			Links	10+	.05	.00	.00	.00	.00	.00	.00	.00	.00	.00
30	1.34	(84,14)	.00	1.34	.00	.43	.26	.00	.01	.23	.13	.00	.01	.00
			Links	10+	.27	.00	.00	.00	.00	.00	.00	.00	.00	.00
31	1.51	(84,14)	.00	1.51	.00	.29	.39	.01	.01	.26	.09	.00	.01	.00
			Links	10+	.46	.00	.00	.00	.00	.00	.00	.00	.00	.00
32	1.71	(84,14)	.00	1.71	.00	.07	.57	.01	.01	.29	.04	.00	.01	.00
			Links	10+	.70	.00	.00	.00	.00	.00	.00	.00	.00	.00
33	1.83	(253,14)	.00	1.83	.00	.15	.50	.00	.00	.25	.13	.00	.02	.00
			Links	10+	.78	.00	.00	.00	.00	.00	.00	.00	.00	.00
34	1.87	(253,14)	.00	1.87	.00	.12	.53	.00	.00	.30	.12	.00	.03	.00
			Links	10+	.77	.00	.00	.00	.00	.00	.00	.00	.00	.00
35	1.89	(324,21)	.00	1.89	.00	.16	.54	.00	.00	.21	.19	.00	.01	.00
			Links	10+	.77	.00	.00	.00	.00	.00	.00	.00	.00	.00
36	1.86	(324,21)	.00	1.86	.00	.13	.57	.00	.00	.24	.16	.00	.01	.00
			Links	10+	.75	.00	.00	.00	.00	.00	.00	.00	.00	.00
37	1.45	(324,21)	.00	1.45	.00	.09	.59	.00	.00	.28	.11	.00	.01	.00
			Links	10+	.38	.00	.00	.00	.00	.00	.00	.00	.00	.00
38	1.32	(2, 2)	.00	1.32	.00	.22	.48	.00	.00	.08	.20	.00	.00	.00
			Links	10+	.33	.00	.00	.00	.00	.00	.00	.00	.00	.00

JOB: HSS FDR Air Quality Existing/105' Jets

RUN: FDR DRIVE BET E 67TH-75TH STS/105' JETS

LINK CONTRIBUTION TABLES

SECOND HIGHEST 8-HOUR AVERAGED LINK CONTRIBUTIONS
IN PARTS PER MILLION (PPM)
INCLUDING AMBIENT BACKGROUND CONCENTRATIONS.

Rcptr No.	Total Conc	Ending Day Hr	Ambient Backgnd	Total Link	Link +1	Link +2	Link +3	Link +4	Link +5	Link +6	Link +7	Link +8	Link +9	Link +10
39	1.20	(2, 2)	.00	1.20	.00	.18	.48	.00	.00	.10	.18	.00	.00	.00
				Links 10+	.25	.00	.00	.00	.00	.00	.00	.00	.00	.00
40	1.17	(253,13)	.00	1.17	.00	.05	.62	.00	.00	.33	.07	.00	.03	.00
				Links 10+	.07	.00	.00	.00	.00	.00	.00	.00	.00	.00
41	1.19	(324,21)	.00	1.19	.00	.05	.65	.00	.00	.33	.08	.00	.01	.00
				Links 10+	.08	.00	.00	.00	.00	.00	.00	.00	.00	.00
42	1.15	(324,21)	.00	1.15	.00	.05	.64	.00	.00	.33	.06	.00	.03	.00
				Links 10+	.05	.00	.00	.00	.00	.00	.00	.00	.00	.00
43	1.11	(324,21)	.00	1.11	.00	.04	.64	.00	.00	.33	.05	.00	.03	.00
				Links 10+	.04	.00	.00	.00	.00	.00	.00	.00	.00	.00
44	1.14	(324,21)	.00	1.14	.00	.04	.65	.00	.00	.34	.05	.00	.03	.00
				Links 10+	.04	.00	.00	.00	.00	.00	.00	.00	.00	.00
45	1.13	(324,21)	.00	1.13	.00	.04	.65	.00	.00	.34	.04	.00	.03	.00
				Links 10+	.04	.00	.00	.00	.00	.00	.00	.00	.00	.00
46	1.10	(253,13)	.00	1.10	.00	.03	.62	.00	.00	.37	.05	.00	.02	.00
				Links 10+	.02	.00	.00	.00	.00	.00	.00	.00	.00	.00
47	1.09	(324,21)	.00	1.09	.00	.03	.65	.00	.00	.34	.04	.00	.03	.00
				Links 10+	.01	.00	.00	.00	.00	.00	.00	.00	.00	.00
48	1.07	(324,21)	.00	1.08	.00	.03	.64	.00	.00	.34	.04	.00	.03	.00
				Links 10+	.01	.00	.00	.00	.00	.00	.00	.00	.00	.00
49	1.07	(324,21)	.00	1.08	.00	.03	.64	.00	.00	.35	.04	.00	.03	.00
				Links 10+	.00	.00	.00	.00	.00	.00	.00	.00	.00	.00
50	1.11	(324,21)	.00	1.11	.00	.01	.68	.00	.00	.36	.03	.00	.04	.00
				Links 10+	.00	.00	.00	.00	.00	.00	.00	.00	.00	.00
51	1.11	(324,21)	.00	1.11	.00	.01	.68	.00	.00	.36	.03	.00	.04	.00
				Links 10+	.00	.00	.00	.00	.00	.00	.00	.00	.00	.00
52	1.09	(324,21)	.00	1.09	.00	.01	.65	.00	.00	.36	.03	.00	.04	.00
				Links 10+	.00	.00	.00	.00	.00	.00	.00	.00	.00	.00
53	1.08	(324,21)	.00	1.08	.00	.01	.64	.00	.00	.36	.03	.00	.04	.00
				Links 10+	.00	.00	.00	.00	.00	.00	.00	.00	.00	.00
54	1.10	(253,13)	.00	1.10	.00	.02	.60	.07	.07	.32	.02	.00	.02	.00
				Links 10+	.00	.00	.00	.00	.00	.00	.00	.00	.00	.00
55	1.08	(324,21)	.00	1.08	.00	.01	.66	.00	.00	.36	.01	.00	.03	.00
				Links 10+	.00	.00	.00	.00	.00	.00	.00	.00	.00	.00
56	1.06	(324,21)	.00	1.06	.00	.01	.60	.05	.04	.32	.01	.00	.03	.00
				Links 10+	.00	.00	.00	.00	.00	.00	.00	.00	.00	.00
57	1.35	(253,14)	.00	1.35	.52	.17	.00	.00	.00	.00	.17	.23	.00	.00
				Links 10+	.00	.27	.00	.00	.00	.00	.00	.00	.00	.00

JOB: HSS FDR Air Quality Existing/105' Jets

RUN: FDR DRIVE BET E 67TH-75TH STS/105' JETS

LINK CONTRIBUTION TABLES

SECOND HIGHEST 8-HOUR AVERAGED LINK CONTRIBUTIONS
IN PARTS PER MILLION (PPM)
INCLUDING AMBIENT BACKGROUND CONCENTRATIONS.

Rcptr No.	Total Conc	Ending Day Hr	Ambient Backgnd	Total Link	Link +1	Link +2	Link +3	Link +4	Link +5	Link +6	Link +7	Link +8	Link +9	Link +10
58	1.37	(253,14)	.00	1.37	.58	.08	.00	.00	.00	.00	.10	.28	.00	.00
			Links	10+	.00	.32	.00	.00	.00	.00	.00	.00	.00	.00
59	1.33	(357,13)	.00	1.33	.50	.00	.00	.00	.00	.00	.04	.36	.00	.00
			Links	10+	.00	.43	.00	.00	.00	.00	.00	.00	.00	.00
60	1.32	(339,17)	.00	1.32	.48	.17	.02	.00	.00	.02	.13	.23	.00	.00
			Links	10+	.00	.27	.00	.00	.00	.00	.00	.00	.00	.00

MAXIMUM 1-HOUR AVERAGED LINK CONTRIBUTIONS
IN PARTS PER MILLION (PPM)
INCLUDING AMBIENT BACKGROUND CONCENTRATIONS.

Rcptr No.	Total Conc	Ending Day Hr	Ambient Backgnd	Total Link	Link +1	Link +2	Link +3	Link +4	Link +5	Link +6	Link +7	Link +8	Link +9	Link +10
1	2.80	(72, 8)	.00	2.80	.00	1.70	.10	.00	.00	.10	.80	.00	.00	.10
			Links	10+	.00	.00	.00	.00	.00	.00	.00	.00	.00	.00
2	2.60	(72, 8)	.00	2.60	.00	1.60	.10	.00	.00	.10	.70	.00	.00	.10
			Links	10+	.00	.00	.00	.00	.00	.00	.00	.00	.00	.00
3	2.70	(72, 8)	.00	2.70	.00	1.70	.10	.00	.00	.10	.70	.00	.00	.10
			Links	10+	.00	.00	.00	.00	.00	.00	.00	.00	.00	.00
4	2.60	(72, 8)	.00	2.60	.00	1.70	.10	.00	.00	.10	.70	.00	.00	.00
			Links	10+	.00	.00	.00	.00	.00	.00	.00	.00	.00	.00
5	2.60	(72, 8)	.00	2.60	.00	1.70	.10	.00	.00	.10	.70	.00	.00	.00
			Links	10+	.00	.00	.00	.00	.00	.00	.00	.00	.00	.00
6	2.50	(72, 8)	.00	2.50	.00	1.60	.10	.00	.00	.10	.70	.00	.00	.00
			Links	10+	.00	.00	.00	.00	.00	.00	.00	.00	.00	.00
7	2.50	(72, 8)	.00	2.50	.00	1.60	.10	.00	.00	.10	.70	.00	.00	.00
			Links	10+	.00	.00	.00	.00	.00	.00	.00	.00	.00	.00
8	2.60	(30,18)	.00	2.60	.20	1.40	.00	.00	.00	.00	.40	.30	.00	.00
			Links	10+	.00	.30	.00	.00	.00	.00	.00	.00	.00	.00
9	2.50	(72, 8)	.00	2.50	.00	1.60	.10	.00	.00	.10	.70	.00	.00	.00
			Links	10+	.00	.00	.00	.00	.00	.00	.00	.00	.00	.00
10	2.50	(30,18)	.00	2.50	.10	1.50	.00	.00	.00	.00	.50	.20	.00	.00
			Links	10+	.00	.20	.00	.00	.00	.00	.00	.00	.00	.00
11	2.60	(72, 8)	.00	2.60	.00	1.60	.10	.00	.10	.10	.70	.00	.00	.00
			Links	10+	.00	.00	.00	.00	.00	.00	.00	.00	.00	.00
12	2.60	(72, 8)	.00	2.60	.00	1.60	.10	.00	.10	.10	.70	.00	.00	.00
			Links	10+	.00	.00	.00	.00	.00	.00	.00	.00	.00	.00

JOB: HSS FDR Air Quality Existing/105' Jets

RUN: FDR DRIVE BET E 67TH-75TH STS/105' JETS

LINK CONTRIBUTION TABLES

MAXIMUM 1-HOUR AVERAGED LINK CONTRIBUTIONS
IN PARTS PER MILLION (PPM)
INCLUDING AMBIENT BACKGROUND CONCENTRATIONS.

Rcptr No.	Total Conc	Ending Day Hr	Ambient Backgnd	Total Link	Link +1	Link +2	Link +3	Link +4	Link +5	Link +6	Link +7	Link +8	Link +9	Link +10
13	2.60	(72, 8)	.00	2.60	.00	1.60	.10	.00	.10	.10	.60	.00	.00	.00
				Links 10+	.10	.00	.00	.00	.00	.00	.00	.00	.00	.00
14	2.70	(339,17)	.00	2.70	.00	1.50	.20	.10	.10	.20	.50	.00	.00	.00
				Links 10+	.10	.00	.00	.00	.00	.00	.00	.00	.00	.00
15	2.60	(72, 8)	.00	2.60	.00	1.50	.10	.00	.10	.20	.60	.00	.00	.00
				Links 10+	.10	.00	.00	.00	.00	.00	.00	.00	.00	.00
16	2.60	(72, 8)	.00	2.60	.00	1.50	.10	.00	.10	.20	.60	.00	.00	.00
				Links 10+	.10	.00	.00	.00	.00	.00	.00	.00	.00	.00
17	2.60	(30,18)	.00	2.60	.10	1.60	.00	.00	.00	.00	.70	.10	.00	.00
				Links 10+	.00	.10	.00	.00	.00	.00	.00	.00	.00	.00
18	2.70	(30,18)	.00	2.70	.10	1.70	.00	.00	.00	.00	.70	.10	.00	.00
				Links 10+	.00	.10	.00	.00	.00	.00	.00	.00	.00	.00
19	2.60	(30,18)	.00	2.60	.00	1.70	.00	.00	.00	.00	.70	.10	.00	.00
				Links 10+	.00	.10	.00	.00	.00	.00	.00	.00	.00	.00
20	2.70	(72, 8)	.00	2.70	.00	1.50	.20	.10	.10	.20	.50	.00	.00	.00
				Links 10+	.10	.00	.00	.00	.00	.00	.00	.00	.00	.00
21	2.70	(72, 8)	.00	2.70	.00	1.40	.20	.10	.10	.30	.40	.00	.10	.00
				Links 10+	.10	.00	.00	.00	.00	.00	.00	.00	.00	.00
22	2.70	(72, 8)	.00	2.70	.00	1.40	.20	.10	.10	.30	.40	.00	.10	.00
				Links 10+	.10	.00	.00	.00	.00	.00	.00	.00	.00	.00
23	2.90	(72, 8)	.00	2.90	.00	1.40	.30	.10	.10	.30	.40	.00	.10	.00
				Links 10+	.20	.00	.00	.00	.00	.00	.00	.00	.00	.00
24	2.80	(72, 8)	.00	2.80	.00	1.30	.30	.10	.10	.40	.30	.00	.10	.00
				Links 10+	.20	.00	.00	.00	.00	.00	.00	.00	.00	.00
25	2.70	(72, 8)	.00	2.70	.00	1.20	.30	.10	.10	.40	.30	.00	.10	.00
				Links 10+	.20	.00	.00	.00	.00	.00	.00	.00	.00	.00
26	2.70	(72, 8)	.00	2.70	.00	1.10	.40	.10	.10	.40	.20	.00	.10	.00
				Links 10+	.30	.00	.00	.00	.00	.00	.00	.00	.00	.00
27	2.90	(72, 8)	.00	2.90	.00	1.10	.50	.10	.10	.50	.10	.00	.10	.00
				Links 10+	.40	.00	.00	.00	.00	.00	.00	.00	.00	.00
28	2.90	(72, 8)	.00	2.90	.00	.90	.60	.10	.10	.50	.10	.00	.10	.00
				Links 10+	.50	.00	.00	.00	.00	.00	.00	.00	.00	.00
29	2.90	(72, 8)	.00	2.90	.00	.70	.70	.10	.10	.60	.00	.00	.10	.00
				Links 10+	.60	.00	.00	.00	.00	.00	.00	.00	.00	.00
30	3.20	(72, 8)	.00	3.20	.00	.50	.90	.10	.10	.60	.00	.00	.10	.00
				Links 10+	.90	.00	.00	.00	.00	.00	.00	.00	.00	.00
31	3.40	(72, 8)	.00	3.40	.00	.20	1.20	.10	.10	.60	.00	.00	.10	.00
				Links 10+	1.10	.00	.00	.00	.00	.00	.00	.00	.00	.00

JOB: HSS FDR Air Quality Existing/105' Jets

RUN: FDR DRIVE BET E 67TH-75TH STS/105' JETS

LINK CONTRIBUTION TABLES

MAXIMUM 1-HOUR AVERAGED LINK CONTRIBUTIONS
IN PARTS PER MILLION (PPM)
INCLUDING AMBIENT BACKGROUND CONCENTRATIONS.

Rcptr No.	Total Conc	Ending Day Hr	Ambient Backgnd	Total Link	Link +1	Link +2	Link +3	Link +4	Link +5	Link +6	Link +7	Link +8	Link +9	Link +10
32	3.30	(84, 7)	.00	3.30	.00	.00	1.20	.10	.10	.60	.00	.00	.10	.00
			Links	10+	1.20	.00	.00	.00	.00	.00	.00	.00	.00	.00
33	3.10	(30,18)	.00	3.10	.00	1.30	.40	.00	.00	.00	.80	.00	.00	.10
			Links	10+	.50	.00	.00	.00	.00	.00	.00	.00	.00	.00
34	3.20	(30,18)	.00	3.20	.00	.90	.60	.00	.00	.00	.80	.00	.00	.10
			Links	10+	.80	.00	.00	.00	.00	.00	.00	.00	.00	.00
35	3.50	(30,18)	.00	3.50	.00	.70	.80	.00	.00	.10	.70	.00	.00	.10
			Links	10+	1.10	.00	.00	.00	.00	.00	.00	.00	.00	.00
36	3.60	(30,18)	.00	3.60	.00	.60	.90	.00	.00	.10	.60	.00	.00	.10
			Links	10+	1.30	.00	.00	.00	.00	.00	.00	.00	.00	.00
37	3.30	(30,18)	.00	3.30	.00	.40	1.00	.00	.00	.20	.50	.00	.00	.10
			Links	10+	1.10	.00	.00	.00	.00	.00	.00	.00	.00	.00
38	3.20	(30,18)	.00	3.20	.00	.40	1.10	.00	.00	.30	.50	.00	.00	.10
			Links	10+	.80	.00	.00	.00	.00	.00	.00	.00	.00	.00
39	2.60	(30,18)	.00	2.60	.00	.30	1.10	.00	.00	.30	.40	.00	.00	.00
			Links	10+	.50	.00	.00	.00	.00	.00	.00	.00	.00	.00
40	2.70	(30,18)	.00	2.70	.00	.30	1.20	.00	.00	.40	.40	.00	.00	.00
			Links	10+	.40	.00	.00	.00	.00	.00	.00	.00	.00	.00
41	2.40	(30,18)	.00	2.40	.00	.20	1.20	.00	.00	.40	.30	.00	.00	.00
			Links	10+	.30	.00	.00	.00	.00	.00	.00	.00	.00	.00
42	2.30	(30,18)	.00	2.30	.00	.20	1.20	.00	.00	.40	.30	.00	.00	.00
			Links	10+	.20	.00	.00	.00	.00	.00	.00	.00	.00	.00
43	2.40	(30,18)	.00	2.40	.00	.20	1.20	.00	.00	.40	.30	.00	.10	.00
			Links	10+	.20	.00	.00	.00	.00	.00	.00	.00	.00	.00
44	2.30	(30,18)	.00	2.30	.00	.20	1.20	.00	.00	.50	.20	.00	.10	.00
			Links	10+	.10	.00	.00	.00	.00	.00	.00	.00	.00	.00
45	2.30	(30,18)	.00	2.30	.00	.10	1.30	.00	.00	.50	.20	.00	.10	.00
			Links	10+	.10	.00	.00	.00	.00	.00	.00	.00	.00	.00
46	2.30	(30,18)	.00	2.30	.00	.10	1.30	.00	.00	.50	.20	.00	.10	.00
			Links	10+	.10	.00	.00	.00	.00	.00	.00	.00	.00	.00
47	2.30	(30,18)	.00	2.30	.00	.10	1.30	.00	.00	.50	.20	.00	.10	.00
			Links	10+	.10	.00	.00	.00	.00	.00	.00	.00	.00	.00
48	2.30	(30,18)	.00	2.30	.00	.10	1.30	.00	.00	.50	.20	.00	.10	.00
			Links	10+	.10	.00	.00	.00	.00	.00	.00	.00	.00	.00
49	2.20	(30,18)	.00	2.20	.00	.10	1.30	.00	.00	.50	.10	.00	.10	.00
			Links	10+	.10	.00	.00	.00	.00	.00	.00	.00	.00	.00
50	2.30	(30,18)	.00	2.30	.00	.10	1.30	.00	.00	.60	.10	.00	.10	.00
			Links	10+	.10	.00	.00	.00	.00	.00	.00	.00	.00	.00

JOB: HSS FDR Air Quality Existing/105' Jets

RUN: FDR DRIVE BET E 67TH-75TH STS/105' JETS

LINK CONTRIBUTION TABLES

MAXIMUM 1-HOUR AVERAGED LINK CONTRIBUTIONS
IN PARTS PER MILLION (PPM)
INCLUDING AMBIENT BACKGROUND CONCENTRATIONS.

Rcptr No.	Total Conc	Ending Day Hr	Ambient Backgnd	Total Link	Link +1	Link +2	Link +3	Link +4	Link +5	Link +6	Link +7	Link +8	Link +9	Link +10
51	2.30	(30,18)	.00	2.30	.00	.10	1.30	.00	.00	.60	.10	.00	.10	.00
				Links 10+	.10	.00	.00	.00	.00	.00	.00	.00	.00	.00
52	2.20	(30,18)	.00	2.20	.00	.10	1.30	.00	.00	.60	.10	.00	.10	.00
				Links 10+	.00	.00	.00	.00	.00	.00	.00	.00	.00	.00
53	2.20	(30,18)	.00	2.20	.00	.10	1.30	.00	.00	.60	.10	.00	.10	.00
				Links 10+	.00	.00	.00	.00	.00	.00	.00	.00	.00	.00
54	2.20	(30,18)	.00	2.20	.00	.10	1.30	.00	.00	.60	.10	.00	.10	.00
				Links 10+	.00	.00	.00	.00	.00	.00	.00	.00	.00	.00
55	2.20	(30,18)	.00	2.20	.00	.10	1.30	.00	.00	.60	.10	.00	.10	.00
				Links 10+	.00	.00	.00	.00	.00	.00	.00	.00	.00	.00
56	2.20	(30,18)	.00	2.20	.00	.10	1.30	.00	.00	.60	.10	.00	.10	.00
				Links 10+	.00	.00	.00	.00	.00	.00	.00	.00	.00	.00
57	2.70	(72, 8)	.00	2.70	.20	1.40	.10	.00	.00	.10	.80	.00	.00	.10
				Links 10+	.00	.00	.00	.00	.00	.00	.00	.00	.00	.00
58	2.70	(72, 8)	.00	2.70	.50	1.10	.10	.00	.00	.10	.80	.00	.00	.10
				Links 10+	.00	.00	.00	.00	.00	.00	.00	.00	.00	.00
59	2.40	(276,21)	.00	2.40	.90	.00	.00	.00	.00	.00	.00	.60	.00	.00
				Links 10+	.00	.90	.00	.00	.00	.00	.00	.00	.00	.00
60	2.60	(72, 8)	.00	2.60	.80	.70	.00	.00	.00	.10	.70	.10	.00	.10
				Links 10+	.00	.10	.00	.00	.00	.00	.00	.00	.00	.00

SECOND HIGHEST 1-HOUR AVERAGED LINK CONTRIBUTIONS
IN PARTS PER MILLION (PPM)
INCLUDING AMBIENT BACKGROUND CONCENTRATIONS.

Rcptr No.	Total Conc	Ending Day Hr	Ambient Backgnd	Total Link	Link +1	Link +2	Link +3	Link +4	Link +5	Link +6	Link +7	Link +8	Link +9	Link +10
1	2.40	(339,17)	.00	2.40	.00	1.60	.10	.00	.00	.10	.60	.00	.00	.00
				Links 10+	.00	.00	.00	.00	.00	.00	.00	.00	.00	.00
2	2.50	(339,17)	.00	2.50	.00	1.60	.10	.00	.10	.10	.60	.00	.00	.00
				Links 10+	.00	.00	.00	.00	.00	.00	.00	.00	.00	.00
3	2.50	(84, 7)	.00	2.50	.00	1.50	.00	.00	.00	.10	.80	.00	.00	.10
				Links 10+	.00	.00	.00	.00	.00	.00	.00	.00	.00	.00
4	2.50	(30,18)	.00	2.50	.50	1.00	.00	.00	.00	.00	.10	.50	.00	.00
				Links 10+	.00	.40	.00	.00	.00	.00	.00	.00	.00	.00
5	2.50	(84, 7)	.00	2.50	.00	1.50	.00	.00	.00	.10	.80	.00	.00	.10
				Links 10+	.00	.00	.00	.00	.00	.00	.00	.00	.00	.00

JOB: HSS FDR Air Quality Existing/105' Jets

RUN: FDR DRIVE BET E 67TH-75TH STS/105' JETS

LINK CONTRIBUTION TABLES

SECOND HIGHEST 1-HOUR AVERAGED LINK CONTRIBUTIONS
IN PARTS PER MILLION (PPM)
INCLUDING AMBIENT BACKGROUND CONCENTRATIONS.

Rcptr No.	Total Conc	Ending Day Hr	Ambient Backgnd	Total Link	Link +1	Link +2	Link +3	Link +4	Link +5	Link +6	Link +7	Link +8	Link +9	Link +10
6	2.50	(339,17)	.00	2.50	.00	1.60	.10	.00	.10	.10	.60	.00	.00	.00
				Links 10+	.00	.00	.00	.00	.00	.00	.00	.00	.00	.00
7	2.40	(339,17)	.00	2.40	.00	1.50	.10	.00	.10	.10	.60	.00	.00	.00
				Links 10+	.00	.00	.00	.00	.00	.00	.00	.00	.00	.00
8	2.50	(72, 8)	.00	2.50	.00	1.60	.10	.00	.00	.10	.70	.00	.00	.00
				Links 10+	.00	.00	.00	.00	.00	.00	.00	.00	.00	.00
9	2.40	(30,18)	.00	2.40	.20	1.40	.00	.00	.00	.00	.40	.20	.00	.00
				Links 10+	.00	.20	.00	.00	.00	.00	.00	.00	.00	.00
10	2.50	(72, 8)	.00	2.50	.00	1.60	.10	.00	.00	.10	.70	.00	.00	.00
				Links 10+	.00	.00	.00	.00	.00	.00	.00	.00	.00	.00
11	2.50	(30,18)	.00	2.50	.10	1.50	.00	.00	.00	.00	.50	.20	.00	.00
				Links 10+	.00	.20	.00	.00	.00	.00	.00	.00	.00	.00
12	2.50	(339,17)	.00	2.50	.00	1.50	.10	.10	.10	.10	.50	.00	.00	.00
				Links 10+	.10	.00	.00	.00	.00	.00	.00	.00	.00	.00
13	2.60	(339,17)	.00	2.60	.00	1.50	.10	.10	.10	.20	.50	.00	.00	.00
				Links 10+	.10	.00	.00	.00	.00	.00	.00	.00	.00	.00
14	2.60	(72, 8)	.00	2.60	.00	1.60	.10	.00	.10	.10	.60	.00	.00	.00
				Links 10+	.10	.00	.00	.00	.00	.00	.00	.00	.00	.00
15	2.60	(339,17)	.00	2.60	.00	1.40	.20	.10	.10	.20	.50	.00	.00	.00
				Links 10+	.10	.00	.00	.00	.00	.00	.00	.00	.00	.00
16	2.50	(30,18)	.00	2.50	.10	1.60	.00	.00	.00	.00	.60	.10	.00	.00
				Links 10+	.00	.10	.00	.00	.00	.00	.00	.00	.00	.00
17	2.60	(72, 8)	.00	2.60	.00	1.50	.10	.00	.10	.20	.60	.00	.00	.00
				Links 10+	.10	.00	.00	.00	.00	.00	.00	.00	.00	.00
18	2.60	(72, 8)	.00	2.60	.00	1.50	.20	.00	.10	.20	.50	.00	.00	.00
				Links 10+	.10	.00	.00	.00	.00	.00	.00	.00	.00	.00
19	2.60	(72, 8)	.00	2.60	.00	1.50	.20	.00	.10	.20	.50	.00	.00	.00
				Links 10+	.10	.00	.00	.00	.00	.00	.00	.00	.00	.00
20	2.60	(30,18)	.00	2.60	.00	1.70	.00	.00	.00	.00	.70	.10	.00	.00
				Links 10+	.00	.10	.00	.00	.00	.00	.00	.00	.00	.00
21	2.60	(339,17)	.00	2.60	.00	1.30	.30	.10	.10	.30	.30	.00	.10	.00
				Links 10+	.10	.00	.00	.00	.00	.00	.00	.00	.00	.00
22	2.70	(339,17)	.00	2.70	.00	1.30	.30	.10	.10	.30	.30	.00	.10	.00
				Links 10+	.20	.00	.00	.00	.00	.00	.00	.00	.00	.00
23	2.60	(30,18)	.00	2.60	.00	1.70	.00	.00	.00	.00	.70	.10	.00	.10
				Links 10+	.00	.00	.00	.00	.00	.00	.00	.00	.00	.00
24	2.60	(339,17)	.00	2.60	.00	1.20	.40	.10	.10	.30	.20	.00	.10	.00
				Links 10+	.20	.00	.00	.00	.00	.00	.00	.00	.00	.00

JOB: HSS FDR Air Quality Existing/105' Jets

RUN: FDR DRIVE BET E 67TH-75TH STS/105' JETS

LINK CONTRIBUTION TABLES

SECOND HIGHEST 1-HOUR AVERAGED LINK CONTRIBUTIONS
IN PARTS PER MILLION (PPM)
INCLUDING AMBIENT BACKGROUND CONCENTRATIONS.

Rcptr No.	Total Conc	Ending Day Hr	Ambient Backgnd	Total Link	Link +1	Link +2	Link +3	Link +4	Link +5	Link +6	Link +7	Link +8	Link +9	Link +10
25	2.70	(339,17)	.00	2.70	.00	1.10	.40	.10	.10	.40	.20	.00	.10	.00
				Links 10+	.30	.00	.00	.00	.00	.00	.00	.00	.00	.00
26	2.60	(339,17)	.00	2.60	.00	1.00	.50	.10	.10	.40	.10	.00	.10	.00
				Links 10+	.30	.00	.00	.00	.00	.00	.00	.00	.00	.00
27	2.60	(30,18)	.00	2.60	.00	1.70	.00	.00	.00	.00	.80	.00	.00	.10
				Links 10+	.00	.00	.00	.00	.00	.00	.00	.00	.00	.00
28	2.60	(339,17)	.00	2.60	.00	.80	.60	.10	.10	.40	.00	.00	.10	.00
				Links 10+	.50	.00	.00	.00	.00	.00	.00	.00	.00	.00
29	2.80	(339,17)	.00	2.80	.00	.60	.80	.10	.10	.50	.00	.00	.10	.00
				Links 10+	.60	.00	.00	.00	.00	.00	.00	.00	.00	.00
30	2.90	(84, 7)	.00	2.90	.00	.50	.80	.00	.10	.60	.00	.00	.10	.00
				Links 10+	.80	.00	.00	.00	.00	.00	.00	.00	.00	.00
31	3.20	(84, 7)	.00	3.20	.00	.20	1.00	.10	.10	.60	.00	.00	.10	.00
				Links 10+	1.10	.00	.00	.00	.00	.00	.00	.00	.00	.00
32	3.30	(309, 7)	.00	3.30	.00	.00	1.20	.10	.10	.60	.00	.00	.10	.00
				Links 10+	1.20	.00	.00	.00	.00	.00	.00	.00	.00	.00
33	3.10	(72, 8)	.00	3.10	.00	.00	1.30	.10	.10	.60	.00	.00	.10	.00
				Links 10+	.90	.00	.00	.00	.00	.00	.00	.00	.00	.00
34	2.90	(276,21)	.00	2.90	.00	.00	.90	.00	.00	.50	.00	.00	.10	.00
				Links 10+	1.40	.00	.00	.00	.00	.00	.00	.00	.00	.00
35	2.90	(276,21)	.00	2.90	.00	.00	.90	.00	.00	.50	.00	.00	.10	.00
				Links 10+	1.40	.00	.00	.00	.00	.00	.00	.00	.00	.00
36	3.10	(288, 7)	.00	3.10	.00	.60	.70	.00	.00	.10	.60	.00	.00	.10
				Links 10+	1.00	.00	.00	.00	.00	.00	.00	.00	.00	.00
37	3.00	(288, 7)	.00	3.00	.00	.50	.80	.00	.00	.10	.60	.00	.00	.10
				Links 10+	.90	.00	.00	.00	.00	.00	.00	.00	.00	.00
38	2.60	(288, 7)	.00	2.60	.00	.40	.80	.00	.00	.20	.50	.00	.00	.00
				Links 10+	.70	.00	.00	.00	.00	.00	.00	.00	.00	.00
39	2.50	(288, 7)	.00	2.50	.00	.40	.90	.00	.00	.20	.50	.00	.00	.00
				Links 10+	.50	.00	.00	.00	.00	.00	.00	.00	.00	.00
40	2.30	(288, 7)	.00	2.30	.00	.30	.90	.00	.00	.30	.40	.00	.00	.00
				Links 10+	.40	.00	.00	.00	.00	.00	.00	.00	.00	.00
41	2.20	(288, 7)	.00	2.20	.00	.30	.90	.00	.00	.30	.40	.00	.00	.00
				Links 10+	.30	.00	.00	.00	.00	.00	.00	.00	.00	.00
42	2.30	(288, 7)	.00	2.30	.00	.30	1.00	.00	.00	.30	.40	.00	.00	.00
				Links 10+	.30	.00	.00	.00	.00	.00	.00	.00	.00	.00
43	2.10	(72, 8)	.00	2.10	.00	.00	1.20	.20	.30	.40	.00	.00	.00	.00
				Links 10+	.00	.00	.00	.00	.00	.00	.00	.00	.00	.00

JOB: HSS FDR Air Quality Existing/105' Jets

RUN: FDR DRIVE BET E 67TH-75TH STS/105' JETS

LINK CONTRIBUTION TABLES

SECOND HIGHEST 1-HOUR AVERAGED LINK CONTRIBUTIONS
IN PARTS PER MILLION (PPM)
INCLUDING AMBIENT BACKGROUND CONCENTRATIONS.

Rcptr No.	Total Conc	Ending Day Hr	Ambient Backgnd	Total Link	Link +1	Link +2	Link +3	Link +4	Link +5	Link +6	Link +7	Link +8	Link +9	Link +10
44	2.10	(72, 8)	.00	2.10	.00	.00	1.20	.20	.30	.40	.00	.00	.00	.00
				Links 10+	.00	.00	.00	.00	.00	.00	.00	.00	.00	.00
45	2.10	(72, 8)	.00	2.10	.00	.00	1.20	.20	.30	.40	.00	.00	.00	.00
				Links 10+	.00	.00	.00	.00	.00	.00	.00	.00	.00	.00
46	2.00	(72, 8)	.00	2.00	.00	.00	1.10	.30	.30	.30	.00	.00	.00	.00
				Links 10+	.00	.00	.00	.00	.00	.00	.00	.00	.00	.00
47	2.10	(72, 8)	.00	2.10	.00	.00	1.10	.30	.40	.30	.00	.00	.00	.00
				Links 10+	.00	.00	.00	.00	.00	.00	.00	.00	.00	.00
48	2.00	(72, 8)	.00	2.00	.00	.00	1.00	.30	.40	.30	.00	.00	.00	.00
				Links 10+	.00	.00	.00	.00	.00	.00	.00	.00	.00	.00
49	2.10	(72, 8)	.00	2.10	.00	.00	1.00	.40	.50	.20	.00	.00	.00	.00
				Links 10+	.00	.00	.00	.00	.00	.00	.00	.00	.00	.00
50	2.10	(72, 8)	.00	2.10	.00	.00	1.00	.40	.50	.20	.00	.00	.00	.00
				Links 10+	.00	.00	.00	.00	.00	.00	.00	.00	.00	.00
51	2.00	(72, 8)	.00	2.00	.00	.00	.90	.50	.50	.10	.00	.00	.00	.00
				Links 10+	.00	.00	.00	.00	.00	.00	.00	.00	.00	.00
52	2.10	(72, 8)	.00	2.10	.00	.00	.80	.60	.60	.10	.00	.00	.00	.00
				Links 10+	.00	.00	.00	.00	.00	.00	.00	.00	.00	.00
53	2.00	(288, 7)	.00	2.00	.00	.10	1.10	.00	.00	.50	.20	.00	.00	.00
				Links 10+	.10	.00	.00	.00	.00	.00	.00	.00	.00	.00
54	2.10	(288, 7)	.00	2.10	.00	.10	1.10	.00	.00	.50	.20	.00	.10	.00
				Links 10+	.10	.00	.00	.00	.00	.00	.00	.00	.00	.00
55	1.90	(288, 7)	.00	1.90	.00	.10	1.10	.00	.00	.50	.10	.00	.10	.00
				Links 10+	.00	.00	.00	.00	.00	.00	.00	.00	.00	.00
56	1.90	(288, 7)	.00	1.90	.00	.10	1.10	.00	.00	.50	.10	.00	.10	.00
				Links 10+	.00	.00	.00	.00	.00	.00	.00	.00	.00	.00
57	2.40	(276,21)	.00	2.40	1.00	.00	.00	.00	.00	.00	.10	.50	.00	.00
				Links 10+	.00	.80	.00	.00	.00	.00	.00	.00	.00	.00
58	2.50	(276,21)	.00	2.50	1.00	.00	.00	.00	.00	.00	.00	.60	.00	.00
				Links 10+	.00	.90	.00	.00	.00	.00	.00	.00	.00	.00
59	2.40	(72, 8)	.00	2.40	.60	.90	.00	.00	.00	.10	.70	.00	.00	.10
				Links 10+	.00	.00	.00	.00	.00	.00	.00	.00	.00	.00
60	2.40	(339,17)	.00	2.40	.70	.80	.10	.00	.00	.10	.60	.00	.00	.00
				Links 10+	.00	.10	.00	.00	.00	.00	.00	.00	.00	.00

JOB: HSS FDR Air Quality Existing/105' Jets

RUN: FDR DRIVE BET E 67TH-75TH STS/105' JETS

CALM DURATION FREQUENCY

Hours of Consecutive Calm Winds	Frequency of Occurrence	(Julian day/hour ending) of Significant Occurrences
1	150	(1,24)(2, 2)(2, 6)(9,22)(23, 3)(23, 7)(24,15)(30, 1)(36, 1)(36, 3) (41, 2)(41, 6)(42,12)(48,23)(53, 1)(53, 5)(54, 2)(55,21)(58, 4)(61, 5) (62, 1)(69,11)(75, 1)(83, 9)(83,11)(83,14)(83,21)(84, 4)(84,11)(84,15) (85, 4)(92, 6)(94,10)(98,10)(106, 4)(106,23)(107,15)(107,19)(111, 5)(118,12) (119,24)(120, 4)(121, 2)(124, 1)(126,23)(127, 5)(127,14)(128, 5)(129, 1)(129, 3) (129,10)(131,22)(132, 2)(139,20)(140, 1)(143,24)(144, 5)(146, 4)(154, 4)(156, 1) (156, 7)(156, 9)(168, 6)(170, 1)(178, 6)(178, 9)(181, 1)(181,23)(183, 7)(183,12) (184, 8)(185,19)(186, 1)(186,12)(186,15)(195, 9)(199, 4)(203, 9)(205,17)(206, 2) (211, 2)(211, 4)(211, 6)(211, 9)(215, 7)(217,15)(218,20)(219, 3)(219, 5)(223,22) (235, 1)(235, 8)(237, 2)(237,14)(239, 8)(240, 5)(246, 3)(246, 9)(246,15)(246,24) (247, 5)(248, 5)(248, 8)(248,15)(250,24)(251, 2)(251,11)(253, 9)(253,13)(253,18) (253,20)(262, 6)(263,22)(267, 5)(274, 2)(275, 3)(275, 5)(276,22)(276,24)(277, 2) (277, 5)(278, 6)(280, 4)(286, 2)(286, 6)(287, 5)(288, 5)(288, 8)(289,23)(294,13) (297,14)(298,24)(299, 2)(300, 4)(300, 6)(300,22)(301,20)(308,12)(309, 1)(309, 8) (309,12)(313,12)(313,15)(314, 7)(319, 6)(339,13)(339,16)(344, 3)(346, 9)(357, 6) (
2	38	(3,15)(19,24)(30, 4)(30, 7)(30,12)(39,13)(39,16)(46,24)(67, 7)(87, 4) (92, 1)(103, 2)(105, 5)(127, 3)(129, 8)(132,24)(142,22)(144, 3)(152, 4)(168, 1) (184, 4)(184,12)(191, 4)(201, 8)(201,24)(203, 7)(217,21)(219, 8)(239, 1)(245, 4) (275, 9)(299, 5)(300, 2)(301, 1)(301,24)(314, 5)(346,13)(359, 6)
3	9	(15,13)(68, 6)(84, 2)(86, 3)(122, 5)(128, 9)(153,24)(176, 3)(343, 5)
4	2	(171,21)(228,21)
5	3	(107, 9)(137, 7)(247,12)
7	1	(160, 6)
17	1	(145, 1)

Program terminated normally

JOB: HSS FDR Air Quality Existing/105' Jets

RUN: FDR DRIVE BET E 67TH-75TH STS/105' JETS

General Information

Run start date: 1/ 1/ 1 Julian: 1
end date: 12/31/ 1 Julian: 365

A Tier 2 approach was used for input data preparation.

The MODE flag has been set to C for calculating CO averages.

Ambient background concentrations are included in the averages below.

Site & Meteorological Constants

VS = .0 CM/S VD = .0 CM/S Z0 = 175. CM ATIM = 60.

Met. Sfc. Sta. Id & Yr = 72503 2001
Upper Air Sta. Id & Yr = 94703 2001

CAUTION: The input years for the Run and Meteorological data differ. The respective values are: 1 and 2001.

Urban mixing heights were processed.

In 2001, Julian day 1 is a Monday.

The patterns from the input file have been assigned as follows:

Pattern # 1 is assigned to Monday.
Pattern # 1 is assigned to Tuesday.
Pattern # 1 is assigned to Wednesday.
Pattern # 1 is assigned to Thursday.
Pattern # 1 is assigned to Friday.
Pattern # 1 is assigned to Saturday.
Pattern # 1 is assigned to Sunday.

Link Data Constants - (Variable data in *.LNK file)

	LINK DESCRIPTION	LINK COORDINATES (FT) X1	Y1	X2	Y2	LENGTH (FT)	BRG (DEG)	TYPE	H (FT)	W (FT)	NLANES
1.	FDR N/B 67th-68th St	-132.0	-225.0	15.0	-10.0	260.	34.	AG	.0	36.0	
2.	FDR N/B 68th-71st St	15.0	-10.0	438.0	608.0	749.	34.	AG	.0	36.0	
3.	FDR N/B 71st-73rd St	438.0	608.0	773.0	1098.0	594.	34.	AG	.0	36.0	
4.	FDR N/B 73rd-75th St	773.0	1098.0	1056.0	1625.0	598.	28.	AG	.0	36.0	
5.	FDR S/B 75th-73rd St	743.0	1118.0	1026.0	1645.0	598.	28.	AG	.0	36.0	
6.	FDR S/B 73rd-71st St	408.0	628.0	743.0	1118.0	594.	34.	AG	.0	36.0	

JOB: HSS FDR Air Quality Existing/105' Jets

RUN: FDR DRIVE BET E 67TH-75TH STS/105' JETS

Link Data Constants - (Variable data in *.LNK file)

LINK DESCRIPTION	LINK COORDINATES (FT) X1	Y1	X2	Y2	LENGTH (FT)	BRG (DEG)	TYPE	H (FT)	W (FT)	NLANES
7. FDR S/B 71st-68th St	-15.0	10.0	408.0	628.0	749.	34.	AG	.0	36.0	
8. FDR S/B 68th-67th St	-162.0	-205.0	-15.0	10.0	260.	34.	AG	.0	36.0	
9. FDR Service Rd 73-71	385.0	644.0	720.0	1134.0	594.	34.	AG	.0	32.0	
10. FDR Service Rd 68-71	-38.0	26.0	385.0	644.0	749.	34.	AG	.0	32.0	
11. FDR N/B 105' Jets 71	438.0	608.0	497.0	695.0	105.	34.	AG	.0	32.0	
12. FDR S/B 105' Jets 68	-15.0	10.0	-74.0	-77.0	105.	214.	AG	.0	32.0	

Receptor Data

RECEPTOR	COORDINATES (FT) X	Y	Z
1. RECEPTOR 1	34.0	-23.0	6.0
2. RECEPTOR 2	48.0	-4.0	6.0
3. RECEPTOR 3	62.0	17.0	6.0
4. RECEPTOR 4	75.0	37.0	6.0
5. RECEPTOR 5	89.0	57.0	6.0
6. RECEPTOR 6	103.0	77.0	6.0
7. RECEPTOR 7	117.0	97.0	6.0
8. RECEPTOR 8	130.0	117.0	6.0
9. RECEPTOR 9	144.0	137.0	6.0
10. RECEPTOR 10	158.0	158.0	6.0
11. RECEPTOR 11	172.0	178.0	6.0
12. RECEPTOR 12	186.0	198.0	6.0
13. RECEPTOR 13	199.0	218.0	6.0
14. RECEPTOR 14	213.0	238.0	6.0
15. RECEPTOR 15	227.0	258.0	6.0
16. RECEPTOR 16	241.0	278.0	6.0
17. RECEPTOR 17	255.0	299.0	6.0
18. RECEPTOR 18	268.0	319.0	6.0
19. RECEPTOR 19	282.0	339.0	6.0
20. RECEPTOR 20	296.0	359.0	6.0
21. RECEPTOR 21	310.0	379.0	6.0
22. RECEPTOR 22	323.0	399.0	6.0
23. RECEPTOR 23	337.0	419.0	6.0
24. RECEPTOR 24	351.0	440.0	6.0
25. RECEPTOR 25	365.0	460.0	6.0
26. RECEPTOR 26	379.0	480.0	6.0
27. RECEPTOR 27	392.0	500.0	6.0
28. RECEPTOR 28	406.0	520.0	6.0

JOB: HSS FDR Air Quality Existing/105' Jets

RUN: FDR DRIVE BET E 67TH-75TH STS/105' JETS

Receptor Data

RECEPTOR	COORDINATES (FT) X	Y	Z
29. RECEPTOR 29	420.0	540.0	6.0
30. RECEPTOR 30	434.0	561.0	6.0
31. RECEPTOR 31	447.0	581.0	6.0
32. RECEPTOR 32	461.0	601.0	6.0
33. RECEPTOR 33	475.0	621.0	6.0
34. RECEPTOR 34	489.0	641.0	6.0
35. RECEPTOR 35	503.0	661.0	6.0
36. RECEPTOR 36	516.0	681.0	6.0
37. RECEPTOR 37	530.0	702.0	6.0
38. RECEPTOR 38	544.0	722.0	6.0
39. RECEPTOR 39	558.0	742.0	6.0
40. RECEPTOR 40	571.0	762.0	6.0
41. RECEPTOR 41	585.0	782.0	6.0
42. RECEPTOR 42	599.0	802.0	6.0
43. RECEPTOR 43	613.0	822.0	6.0
44. RECEPTOR 44	627.0	843.0	6.0
45. RECEPTOR 45	640.0	863.0	6.0
46. RECEPTOR 46	654.0	883.0	6.0
47. RECEPTOR 47	668.0	903.0	6.0
48. RECEPTOR 48	682.0	923.0	6.0
49. RECEPTOR 49	696.0	943.0	6.0
50. RECEPTOR 50	709.0	964.0	6.0
51. RECEPTOR 51	723.0	984.0	6.0
52. RECEPTOR 52	737.0	1004.0	6.0
53. RECEPTOR 53	751.0	1024.0	6.0
54. RECEPTOR 54	764.0	1044.0	6.0
55. RECEPTOR 55	778.0	1064.0	6.0
56. RECEPTOR 56	792.0	1084.0	6.0
57. RECEPTOR 57	20.0	-44.0	6.0
58. RECEPTOR 58	6.0	-64.0	6.0
59. RECEPTOR 59	-7.0	-84.0	6.0
60. RECEPTOR 60	-21.0	-104.0	6.0

JOB: HSS FDR Air Quality Existing/105' Jets

RUN: FDR DRIVE BET E 67TH-75TH STS/105' JETS

Model Results

Remarks : In search of the wind direction corresponding to the maximum concentration, only the first direction, of the directions with the same maximum concentrations, is indicated as the maximum.

* MAXIMUM HOURLY CONCENTRATIONS WITH ANY AMBIENT BACKGROUND CONCENTRATIONS (BKG) ADDED
(PPM)

	REC1	REC2	REC3	REC4	REC5	REC6	REC7	REC8	REC9	REC10
MAX+BKG	2.6	2.5	2.5	2.5	2.5	2.4	2.3	2.4	2.4	2.5
- BKG	.0	.0	.0	.0	.0	.0	.0	.0	.0	.0
MAX	2.6	2.5	2.5	2.5	2.5	2.4	2.3	2.4	2.4	2.5
WIND DIR	24	24	24	24	24	24	24	24	30	24
JULIAN	44	44	44	44	44	44	44	44	347	44
HOUR	19	19	19	19	19	19	19	19	8	19

	REC11	REC12	REC13	REC14	REC15	REC16	REC17	REC18	REC19	REC20
MAX+BKG	2.4	2.5	2.5	2.5	2.5	2.4	2.4	2.5	2.6	2.5
- BKG	.0	.0	.0	.0	.0	.0	.0	.0	.0	.0
MAX	2.4	2.5	2.5	2.5	2.5	2.4	2.4	2.5	2.6	2.5
WIND DIR	24	30	24	24	24	24	24	24	24	24
JULIAN	44	347	44	44	44	44	44	44	44	44
HOUR	19	8	19	19	19	19	19	19	19	19

	REC21	REC22	REC23	REC24	REC25	REC26	REC27	REC28	REC29	REC30
MAX+BKG	2.5	2.6	2.7	2.6	2.6	2.7	2.7	2.8	2.8	3.0
- BKG	.0	.0	.0	.0	.0	.0	.0	.0	.0	.0
MAX	2.5	2.6	2.7	2.6	2.6	2.7	2.7	2.8	2.8	3.0
WIND DIR	24	24	24	24	24	24	24	24	24	24
JULIAN	44	44	44	44	44	44	44	44	44	44
HOUR	19	19	19	19	19	19	19	19	19	19

	REC31	REC32	REC33	REC34	REC35	REC36	REC37	REC38	REC39	REC40
MAX+BKG	3.0	3.0	3.0	2.9	3.0	3.2	2.9	2.7	2.4	2.4
- BKG	.0	.0	.0	.0	.0	.0	.0	.0	.0	.0
MAX	3.0	3.0	3.0	2.9	3.0	3.2	2.9	2.7	2.4	2.4
WIND DIR	24	24	311	311	239	239	226	226	224	226
JULIAN	44	44	105	105	261	261	319	319	264	319
HOUR	19	19	10	10	20	20	9	9	10	9

JOB: HSS FDR Air Quality Existing/105' Jets

RUN: FDR DRIVE BET E 67TH-75TH STS/105' JETS

* MAXIMUM HOURLY CONCENTRATIONS WITH ANY AMBIENT BACKGROUND CONCENTRATIONS (BKG) ADDED
(PPM)

	REC41	REC42	REC43	REC44	REC45	REC46	REC47	REC48	REC49	REC50
MAX+BKG	2.3	2.1	2.0	2.2	2.2	2.1	2.1	2.1	2.1	2.2
- BKG	.0	.0	.0	.0	.0	.0	.0	.0	.0	.0
MAX	2.3	2.1	2.0	2.2	2.2	2.1	2.1	2.1	2.1	2.2
WIND DIR	226	226	24	226	226	226	226	226	226	226
JULIAN	319	319	44	319	319	319	319	319	319	319
HOUR	9	9	19	9	9	9	9	9	9	9

	REC51	REC52	REC53	REC54	REC55	REC56	REC57	REC58	REC59	REC60
MAX+BKG	2.2	2.2	2.1	2.0	2.0	2.0	2.5	2.5	2.5	2.4
- BKG	.0	.0	.0	.0	.0	.0	.0	.0	.0	.0
MAX	2.2	2.2	2.1	2.0	2.0	2.0	2.5	2.5	2.5	2.4
WIND DIR	226	226	226	224	226	226	24	24	24	24
JULIAN	319	319	319	264	319	319	44	44	44	44
HOUR	9	9	9	10	9	9	19	19	19	19

THE HIGHEST CONCENTRATION OF 3.20 PPM OCCURRED AT RECEPTOR REC36.

JOB: HSS FDR Air Quality Existing/105' Jets

RUN: FDR DRIVE BET E 67TH-75TH STS/105' JETS

==========
Output Section
==========

NOTES PERTAINING TO THE REPORT

1. THE HIGHEST AVERAGE IN EACH OF THE FIRST TWO COLUMNS OF EACH TABLE BELOW ARE SUFFIXED BY AN ASTERISK (*). FOR PM OUTPUT, THERE IS ONLY ONE COLUMN AND ASTERISK FOR THE ANNUAL AVERAGE/PERIOD OF CONCERN TABLE.

2. THE NUMBERS IN PARENTHESES ARE THE JULIAN DAY AND ENDING HOUR FOR THE PRECEDING AVERAGE.

3. THE NUMBER OF CALM HOURS USED IN PRODUCING EACH AVERAGE ARE PREFIXED BY A C.

PRIMARY AVERAGES.

MAXIMUM 8-HOUR RUNNING NONOVERLAPPING AVERAGE CONCENTRATIONS
IN PARTS PER MILLION (PPM),
INCLUDING AMBIENT BACKGROUND CONCENTRATIONS.

Receptor Number	Highest Conc	Ending Day Hr	Calm	Second highest Conc	Ending Day Hr	Calm
1	1.87	(23,20)	C 2	1.60	(338,13)	C 1
2	1.88	(23,20)	C 2	1.56	(338,13)	C 1
3	1.88	(23,20)	C 2	1.49	(338,13)	C 1
4	1.80	(23,20)	C 2	1.42	(274,24)	C 0
5	1.73	(23,20)	C 2	1.39	(338,13)	C 1
6	1.70	(23,20)	C 2	1.39	(338,13)	C 1
7	1.68	(23,20)	C 2	1.36	(338,13)	C 1
8	1.68	(23,20)	C 2	1.37	(338,13)	C 1
9	1.68	(23,20)	C 2	1.39	(338,13)	C 1
10	1.70	(23,20)	C 2	1.40	(338,13)	C 1
11	1.60	(23,20)	C 2	1.40	(338,13)	C 1
12	1.60	(23,20)	C 2	1.40	(338,13)	C 1
13	1.63	(23,20)	C 2	1.41	(338,13)	C 1
14	1.63	(23,20)	C 2	1.40	(338,13)	C 1
15	1.62	(23,20)	C 2	1.40	(338,13)	C 1
16	1.62	(23,20)	C 2	1.40	(338,13)	C 1
17	1.62	(23,20)	C 2	1.40	(338,13)	C 1
18	1.67	(23,20)	C 2	1.41	(338,13)	C 1
19	1.65	(23,20)	C 2	1.40	(338,13)	C 1
20	1.63	(23,20)	C 2	1.40	(338,13)	C 1
21	1.63	(23,20)	C 2	1.40	(338,13)	C 1
22	1.67	(23,20)	C 2	1.40	(338,13)	C 1
23	1.63	(23,20)	C 2	1.40	(338,13)	C 1
24	1.67	(23,20)	C 2	1.39	(338,13)	C 1

JOB: HSS FDR Air Quality Existing/105' Jets RUN: FDR DRIVE BET E 67TH-75TH STS/105' JETS

MAXIMUM 8-HOUR RUNNING NONOVERLAPPING AVERAGE CONCENTRATIONS
IN PARTS PER MILLION (PPM),
INCLUDING AMBIENT BACKGROUND CONCENTRATIONS.

Receptor Number	Highest Conc	Highest Ending Day Hr	Highest Calm	Second highest Conc	Second highest Ending Day Hr	Second highest Calm
25	1.67	(23,20)	C 2	1.39	(338,13)	C 1
26	1.63	(23,20)	C 2	1.40	(338,13)	C 1
27	1.67	(23,20)	C 2	1.39	(338,13)	C 1
28	1.67	(23,20)	C 2	1.41	(338,13)	C 1
29	1.65	(23,20)	C 2	1.37	(338,13)	C 1
30	1.67	(23,20)	C 2	1.41	(338,13)	C 1
31	1.68	(23,20)	C 2	1.49	(338,13)	C 1
32	1.84	(338,13)	C 1	1.83	(23,20)	C 2
33	2.28	(23,20)	C 2	2.13*	(338,13)	C 1
34	2.48*	(23,20)	C 2	2.11	(338,13)	C 1
35	2.47	(23,20)	C 2	2.06	(338,13)	C 1
36	2.38	(23,20)	C 2	1.98	(274,24)	C 0
37	1.92	(23,20)	C 2	1.59	(274,24)	C 0
38	1.60	(23,20)	C 2	1.40	(274,24)	C 0
39	1.48	(23,20)	C 2	1.31	(274,24)	C 0
40	1.45	(23,20)	C 2	1.29	(274,24)	C 0
41	1.45	(23,20)	C 2	1.22	(274,24)	C 0
42	1.45	(23,20)	C 2	1.21	(274,24)	C 0
43	1.40	(23,20)	C 2	1.20	(274,24)	C 0
44	1.37	(23,20)	C 2	1.19	(274,24)	C 0
45	1.35	(23,20)	C 2	1.19	(274,24)	C 0
46	1.35	(23,20)	C 2	1.16	(274,24)	C 0
47	1.35	(23,20)	C 2	1.15	(274,24)	C 0
48	1.33	(23,20)	C 2	1.14	(338,13)	C 1
49	1.33	(23,20)	C 2	1.16	(338,13)	C 1
50	1.33	(23,20)	C 2	1.17	(338,13)	C 1
51	1.33	(23,20)	C 2	1.14	(338,13)	C 1
52	1.33	(23,20)	C 2	1.14	(338,13)	C 1
53	1.33	(23,20)	C 2	1.14	(338,13)	C 1
54	1.35	(23,20)	C 2	1.16	(338,13)	C 1
55	1.33	(23,20)	C 2	1.15	(274,24)	C 0
56	1.32	(23,20)	C 2	1.13	(338,13)	C 1
57	1.75	(23,20)	C 2	1.66	(338,13)	C 1
58	1.67	(338,13)	C 1	1.62	(23,20)	C 2
59	1.57	(338,13)	C 1	1.43	(23,20)	C 2
60	1.41	(338,13)	C 1	1.33	(23,20)	C 2

FIVE HIGHEST 1-HOUR END-TO-END AVERAGE CONCENTRATIONS IN PARTS PER MILLION
INCLUDING AMBIENT BACKGROUND CONCENTRATIONS.

Rcptr No.	Highest Conc	Highest Ending Day Hr	Highest Calm	Second Highest Conc	Second Highest Ending Day Hr	Second Highest Calm	Third Highest Conc	Third Highest Ending Day Hr	Third Highest Calm	Fourth Highest Conc	Fourth Highest Ending Day Hr	Fourth Highest Calm	Fifth Highest Conc	Fifth Highest Ending Day Hr	Fifth Highest Calm
1	2.60	(44,19)	C 0	2.40	(23,17)	C 0	2.40	(347, 8)	C 0	2.30	(44,20)	C 0	2.20	(338, 7)	C 0

JOB: HSS FDR Air Quality Existing/105' Jets

RUN: FDR DRIVE BET E 67TH-75TH STS/105' JETS

FIVE HIGHEST 1-HOUR END-TO-END AVERAGE CONCENTRATIONS IN PARTS PER MILLION
INCLUDING AMBIENT BACKGROUND CONCENTRATIONS.

Rcptr	Highest Ending			Second Highest Ending			Third Highest Ending			Fourth Highest Ending			Fifth Highest Ending		
No.	Conc	Day Hr	Calm	Conc	Day Hr	Calm	Conc	Day Hr	Calm	Conc	Day Hr	Calm	Conc	Day Hr	Calm
2	2.50	(44,19)	C 0	2.40	(23,17)	C 0	2.30	(44,20)	C 0	2.30	(347, 8)	C 0	2.30	(338, 7)	C 0
3	2.50	(44,19)	C 0	2.40	(347, 8)	C 0	2.30	(44,20)	C 0	2.30	(23,17)	C 0	2.30	(261,20)	C 0
4	2.50	(44,19)	C 0	2.40	(347, 8)	C 0	2.30	(44,20)	C 0	2.30	(261,20)	C 0	2.10	(23,17)	C 0
5	2.50	(44,19)	C 0	2.40	(347, 8)	C 0	2.30	(44,20)	C 0	2.20	(261,20)	C 0	2.10	(115,20)	C 0
6	2.40	(44,19)	C 0	2.30	(261,20)	C 0	2.20	(44,20)	C 0	2.20	(293,21)	C 0	2.20	(347, 8)	C 0
7	2.30	(44,19)	C 0	2.20	(319, 9)	C 0	2.20	(347, 8)	C 0	2.10	(261,20)	C 0	2.10	(44,20)	C 0
8	2.40	(44,19)	C 0	2.30	(261,20)	C 0	2.20	(44,20)	C 0	2.20	(319, 9)	C 0	2.20	(347, 8)	C 0
9	2.40	(347, 8)	C 0	2.30	(44,19)	C 0	2.10	(319, 9)	C 0	2.10	(44,20)	C 0	2.10	(261,20)	C 0
10	2.50	(44,19)	C 0	2.40	(347, 8)	C 0	2.20	(44,20)	C 0	2.20	(319, 9)	C 0	2.10	(261,20)	C 0
11	2.40	(44,19)	C 0	2.40	(347, 8)	C 0	2.20	(44,20)	C 0	2.20	(319, 9)	C 0	2.10	(115,20)	C 0
12	2.50	(347, 8)	C 0	2.40	(44,19)	C 0	2.20	(44,20)	C 0	2.20	(115,20)	C 0	2.10	(261,20)	C 0
13	2.50	(44,19)	C 0	2.50	(347, 8)	C 0	2.30	(44,20)	C 0	2.30	(319, 9)	C 0	2.20	(115,20)	C 0
14	2.50	(44,19)	C 0	2.50	(347, 8)	C 0	2.30	(44,20)	C 0	2.20	(319, 9)	C 0	2.10	(115,20)	C 0
15	2.50	(44,19)	C 0	2.40	(347, 8)	C 0	2.20	(44,20)	C 0	2.20	(319, 9)	C 0	2.10	(115,20)	C 0
16	2.40	(44,19)	C 0	2.40	(347, 8)	C 0	2.20	(44,20)	C 0	2.20	(115,20)	C 0	2.20	(319, 9)	C 0
17	2.40	(44,19)	C 0	2.40	(44,20)	C 0	2.40	(347, 8)	C 0	2.20	(115,20)	C 0	2.20	(319, 9)	C 0
18	2.50	(44,19)	C 0	2.40	(44,20)	C 0	2.40	(347, 8)	C 0	2.40	(319, 9)	C 0	2.20	(115,20)	C 0
19	2.60	(44,19)	C 0	2.40	(44,20)	C 0	2.40	(319, 9)	C 0	2.30	(347, 8)	C 0	2.20	(115,20)	C 0
20	2.50	(44,19)	C 0	2.40	(319, 9)	C 0	2.30	(44,20)	C 0	2.20	(347, 8)	C 0	2.20	(261,20)	C 0
21	2.50	(44,19)	C 0	2.40	(347, 8)	C 0	2.30	(319, 9)	C 0	2.20	(44,20)	C 0	2.20	(261,20)	C 0
22	2.60	(44,19)	C 0	2.50	(347, 8)	C 0	2.40	(319, 9)	C 0	2.20	(44,20)	C 0	2.20	(261,20)	C 0
23	2.70	(44,19)	C 0	2.60	(44,20)	C 0	2.30	(347, 8)	C 0	2.20	(115,20)	C 0	2.20	(261,20)	C 0
24	2.60	(44,19)	C 0	2.50	(347, 8)	C 0	2.40	(44,20)	C 0	2.20	(261,20)	C 0	2.20	(319, 9)	C 0
25	2.60	(44,19)	C 0	2.50	(347, 8)	C 0	2.40	(44,20)	C 0	2.20	(261,20)	C 0	2.20	(319, 9)	C 0
26	2.70	(44,19)	C 0	2.50	(44,20)	C 0	2.50	(347, 8)	C 0	2.20	(261,20)	C 0	2.20	(319, 9)	C 0
27	2.70	(44,19)	C 0	2.50	(347, 8)	C 0	2.50	(44,20)	C 0	2.30	(319, 9)	C 0	2.20	(330,18)	C 0
28	2.80	(44,19)	C 0	2.50	(44,20)	C 0	2.40	(347, 8)	C 0	2.30	(115,20)	C 0	2.20	(90,18)	C 0
29	2.80	(44,19)	C 0	2.50	(44,20)	C 0	2.50	(347, 8)	C 0	2.30	(90,18)	C 0	2.30	(115,20)	C 0
30	3.00	(44,19)	C 0	2.70	(347, 8)	C 0	2.60	(44,20)	C 0	2.60	(90,18)	C 0	2.30	(115,20)	C 0
31	3.00	(44,19)	C 0	2.70	(44,20)	C 0	2.70	(90,18)	C 0	2.70	(347, 8)	C 0	2.60	(313,24)	C 0
32	3.00	(44,19)	C 0	2.90	(338,11)	C 0	2.80	(44,20)	C 0	2.70	(24,16)	C 0	2.70	(90,18)	C 0
33	3.00	(105,10)	C 0	3.00	(338,11)	C 0	2.80	(44,19)	C 0	2.80	(343,19)	C 0	2.70	(23,17)	C 0
34	2.90	(105,10)	C 0	2.90	(261,20)	C 0	2.90	(23,17)	C 0	2.80	(23,16)	C 0	2.80	(338,11)	C 0
35	3.00	(261,20)	C 0	2.90	(319, 9)	C 0	2.80	(293,21)	C 0	2.80	(23,16)	C 0	2.80	(23,17)	C 0
36	3.20*	(261,20)	C 0	3.10*	(319, 9)	C 0	2.90	(23,17)	C 0	2.90	(264,10)	C 0	2.90	(293,21)	C 0
37	2.90	(319, 9)	C 0	2.70	(261,20)	C 0	2.60	(264,10)	C 0	2.50	(96,21)	C 0	2.50	(274,23)	C 0
38	2.70	(319, 9)	C 0	2.40	(261,20)	C 0	2.30	(264,10)	C 0	2.30	(293,21)	C 0	2.10	(259,23)	C 0
39	2.40	(264,10)	C 0	2.40	(319, 9)	C 0	2.10	(261,20)	C 0	2.00	(293,21)	C 0	2.00	(44,19)	C 0
40	2.40	(319, 9)	C 0	2.10	(264,10)	C 0	2.00	(44,19)	C 0	1.90	(259,23)	C 0	1.90	(261,20)	C 0
41	2.30	(319, 9)	C 0	2.10	(264,10)	C 0	2.00	(44,19)	C 0	1.90	(261,20)	C 0	1.90	(293,21)	C 0
42	2.10	(319, 9)	C 0	1.90	(44,19)	C 0	1.90	(261,20)	C 0	1.90	(264,10)	C 0	1.80	(23,16)	C 0

JOB: HSS FDR Air Quality Existing/105' Jets RUN: FDR DRIVE BET E 67TH-75TH STS/105' JETS

FIVE HIGHEST 1-HOUR END-TO-END AVERAGE CONCENTRATIONS IN PARTS PER MILLION
INCLUDING AMBIENT BACKGROUND CONCENTRATIONS.

Rcptr	Highest Ending			Second Highest Ending			Third Highest Ending			Fourth Highest Ending			Fifth Highest Ending		
No.	Conc	Day Hr	Calm	Conc	Day Hr	Calm	Conc	Day Hr	Calm	Conc	Day Hr	Calm	Conc	Day Hr	Calm
43	2.00	(44,19)	C 0	2.00	(319, 9)	C 0	1.90	(261,20)	C 0	1.80	(90,18)	C 0	1.80	(264,10)	C 0
44	2.20	(319, 9)	C 0	2.00	(261,20)	C 0	1.90	(44,19)	C 0	1.90	(264,10)	C 0	1.80	(347, 8)	C 0
45	2.20	(319, 9)	C 0	1.90	(44,19)	C 0	1.90	(261,20)	C 0	1.90	(264,10)	C 0	1.80	(293,21)	C 0
46	2.10	(319, 9)	C 0	2.00	(44,19)	C 0	1.90	(264,10)	C 0	1.80	(261,20)	C 0	1.80	(293,21)	C 0
47	2.10	(319, 9)	C 0	2.00	(44,19)	C 0	1.80	(261,20)	C 0	1.80	(264,10)	C 0	1.70	(44,20)	C 0
48	2.10	(319, 9)	C 0	1.90	(44,19)	C 0	1.80	(261,20)	C 0	1.80	(264,10)	C 0	1.70	(44,20)	C 0
49	2.10	(319, 9)	C 0	1.90	(44,19)	C 0	1.70	(44,20)	C 0	1.70	(261,20)	C 0	1.70	(264,10)	C 0
50	2.20	(319, 9)	C 0	2.00	(44,19)	C 0	1.80	(264,10)	C 0	1.70	(44,20)	C 0	1.70	(90,18)	C 0
51	2.20	(319, 9)	C 0	1.90	(264,10)	C 0	1.90	(44,19)	C 0	1.70	(44,20)	C 0	1.70	(261,20)	C 0
52	2.20	(319, 9)	C 0	1.90	(264,10)	C 0	1.90	(44,19)	C 0	1.70	(90,18)	C 0	1.70	(261,20)	C 0
53	2.10	(319, 9)	C 0	2.00	(264,10)	C 0	1.80	(44,19)	C 0	1.70	(261,20)	C 0	1.70	(313,24)	C 0
54	2.00	(264,10)	C 0	2.00	(319, 9)	C 0	1.70	(44,19)	C 0	1.70	(90,18)	C 0	1.70	(261,20)	C 0
55	2.00	(319, 9)	C 0	1.80	(264,10)	C 0	1.70	(44,19)	C 0	1.70	(261,20)	C 0	1.70	(313,24)	C 0
56	2.00	(319, 9)	C 0	1.80	(264,10)	C 0	1.70	(261,20)	C 0	1.60	(44,19)	C 0	1.60	(96,21)	C 0
57	2.50	(44,19)	C 0	2.30	(44,20)	C 0	2.30	(347, 8)	C 0	2.20	(23,17)	C 0	2.20	(129,23)	C 0
58	2.50	(44,19)	C 0	2.30	(347, 8)	C 0	2.30	(338,11)	C 0	2.20	(44,20)	C 0	2.20	(129,23)	C 0
59	2.50	(44,19)	C 0	2.30	(338,11)	C 0	2.20	(33,18)	C 0	2.20	(347, 8)	C 0	2.20	(348, 8)	C 0
60	2.40	(44,19)	C 0	2.20	(347, 8)	C 0	2.20	(338,11)	C 0	2.10	(343,19)	C 0	2.10	(33,18)	C 0

MAXIMUM 8-HOUR AVERAGED LINK CONTRIBUTIONS
IN PARTS PER MILLION (PPM)
INCLUDING AMBIENT BACKGROUND CONCENTRATIONS.

Rcptr No.	Total Conc	Ending Day Hr	Ambient Backgnd	Total Link	Link +1	Link +2	Link +3	Link +4	Link +5	Link +6	Link +7	Link +8	Link +9	Link +10
1	1.87	(23,20)	.00	1.87	.73	.12	.00	.00	.00	.00	.05	.45	.00	.00
			Links	10+	.00	.52	.00	.00	.00	.00	.00	.00	.00	.00
2	1.88	(23,20)	.00	1.88	.40	.52	.00	.00	.00	.00	.10	.38	.00	.00
			Links	10+	.00	.48	.00	.00	.00	.00	.00	.00	.00	.00
3	1.88	(23,20)	.00	1.88	.18	.83	.00	.00	.00	.00	.23	.28	.00	.00
			Links	10+	.00	.35	.00	.00	.00	.00	.00	.00	.00	.00
4	1.80	(23,20)	.00	1.80	.12	.92	.00	.00	.00	.00	.33	.18	.00	.00
			Links	10+	.00	.25	.00	.00	.00	.00	.00	.00	.00	.00
5	1.73	(23,20)	.00	1.73	.05	.95	.00	.00	.00	.00	.42	.13	.00	.02
			Links	10+	.00	.17	.00	.00	.00	.00	.00	.00	.00	.00
6	1.70	(23,20)	.00	1.70	.05	.97	.00	.00	.00	.00	.47	.08	.00	.02
			Links	10+	.00	.12	.00	.00	.00	.00	.00	.00	.00	.00
7	1.68	(23,20)	.00	1.68	.05	1.02	.00	.00	.00	.00	.48	.05	.00	.02
			Links	10+	.00	.07	.00	.00	.00	.00	.00	.00	.00	.00

JOB: HSS FDR Air Quality Existing/105' Jets

RUN: FDR DRIVE BET E 67TH-75TH STS/105' JETS

LINK CONTRIBUTION TABLES

MAXIMUM 8-HOUR AVERAGED LINK CONTRIBUTIONS
IN PARTS PER MILLION (PPM)
INCLUDING AMBIENT BACKGROUND CONCENTRATIONS.

Rcptr No.	Total Conc	Ending Day Hr	Ambient Backgnd	Total Link	Link +1	Link +2	Link +3	Link +4	Link +5	Link +6	Link +7	Link +8	Link +9	Link +10
8	1.68	(23,20)	.00	1.68	.02	1.03	.00	.00	.00	.00	.50	.05	.00	.03
				Links 10+	.00	.05	.00	.00	.00	.00	.00	.00	.00	.00
9	1.68	(23,20)	.00	1.68	.02	1.02	.00	.00	.00	.00	.52	.05	.00	.03
				Links 10+	.00	.05	.00	.00	.00	.00	.00	.00	.00	.00
10	1.70	(23,20)	.00	1.70	.00	1.03	.00	.00	.00	.00	.53	.05	.00	.03
				Links 10+	.00	.05	.00	.00	.00	.00	.00	.00	.00	.00
11	1.60	(23,20)	.00	1.60	.00	1.02	.00	.00	.00	.00	.53	.02	.00	.03
				Links 10+	.00	.00	.00	.00	.00	.00	.00	.00	.00	.00
12	1.60	(23,20)	.00	1.60	.00	1.02	.00	.00	.00	.00	.55	.00	.00	.03
				Links 10+	.00	.00	.00	.00	.00	.00	.00	.00	.00	.00
13	1.63	(23,20)	.00	1.63	.00	1.05	.00	.00	.00	.00	.55	.00	.00	.03
				Links 10+	.00	.00	.00	.00	.00	.00	.00	.00	.00	.00
14	1.63	(23,20)	.00	1.63	.00	1.05	.00	.00	.00	.00	.55	.00	.00	.03
				Links 10+	.00	.00	.00	.00	.00	.00	.00	.00	.00	.00
15	1.62	(23,20)	.00	1.62	.00	1.03	.00	.00	.00	.00	.55	.00	.00	.03
				Links 10+	.00	.00	.00	.00	.00	.00	.00	.00	.00	.00
16	1.62	(23,20)	.00	1.62	.00	1.03	.00	.00	.00	.00	.55	.00	.00	.03
				Links 10+	.00	.00	.00	.00	.00	.00	.00	.00	.00	.00
17	1.62	(23,20)	.00	1.62	.00	1.03	.00	.00	.00	.00	.55	.00	.00	.03
				Links 10+	.00	.00	.00	.00	.00	.00	.00	.00	.00	.00
18	1.67	(23,20)	.00	1.67	.00	1.07	.00	.00	.00	.00	.57	.00	.00	.03
				Links 10+	.00	.00	.00	.00	.00	.00	.00	.00	.00	.00
19	1.65	(23,20)	.00	1.65	.00	1.05	.00	.00	.00	.00	.57	.00	.00	.03
				Links 10+	.00	.00	.00	.00	.00	.00	.00	.00	.00	.00
20	1.63	(23,20)	.00	1.63	.00	1.03	.00	.00	.00	.00	.57	.00	.00	.03
				Links 10+	.00	.00	.00	.00	.00	.00	.00	.00	.00	.00
21	1.63	(23,20)	.00	1.63	.00	1.03	.00	.00	.00	.00	.57	.00	.00	.03
				Links 10+	.00	.00	.00	.00	.00	.00	.00	.00	.00	.00
22	1.67	(23,20)	.00	1.67	.00	1.07	.00	.00	.00	.00	.57	.00	.00	.03
				Links 10+	.00	.00	.00	.00	.00	.00	.00	.00	.00	.00
23	1.63	(23,20)	.00	1.63	.00	1.03	.00	.00	.00	.00	.57	.00	.00	.03
				Links 10+	.00	.00	.00	.00	.00	.00	.00	.00	.00	.00
24	1.67	(23,20)	.00	1.67	.00	1.07	.00	.00	.00	.00	.57	.00	.00	.03
				Links 10+	.00	.00	.00	.00	.00	.00	.00	.00	.00	.00
25	1.67	(23,20)	.00	1.67	.00	1.07	.00	.00	.00	.00	.57	.00	.00	.03
				Links 10+	.00	.00	.00	.00	.00	.00	.00	.00	.00	.00
26	1.63	(23,20)	.00	1.63	.00	1.03	.00	.00	.00	.00	.57	.00	.00	.03
				Links 10+	.00	.00	.00	.00	.00	.00	.00	.00	.00	.00

JOB: HSS FDR Air Quality Existing/105' Jets

RUN: FDR DRIVE BET E 67TH-75TH STS/105' JETS

LINK CONTRIBUTION TABLES

MAXIMUM 8-HOUR AVERAGED LINK CONTRIBUTIONS
IN PARTS PER MILLION (PPM)
INCLUDING AMBIENT BACKGROUND CONCENTRATIONS.

Rcptr No.	Total Conc	Ending Day Hr	Ambient Backgnd	Total Link	Link +1	Link +2	Link +3	Link +4	Link +5	Link +6	Link +7	Link +8	Link +9	Link +10
27	1.67	(23,20)	.00	1.67	.00	1.07	.00	.00	.00	.00	.57	.00	.00	.03
				Links 10+	.00	.00	.00	.00	.00	.00	.00	.00	.00	.00
28	1.67	(23,20)	.00	1.67	.00	1.07	.00	.00	.00	.00	.57	.00	.00	.03
				Links 10+	.00	.00	.00	.00	.00	.00	.00	.00	.00	.00
29	1.65	(23,20)	.00	1.65	.00	1.05	.00	.00	.00	.00	.57	.00	.00	.03
				Links 10+	.00	.00	.00	.00	.00	.00	.00	.00	.00	.00
30	1.67	(23,20)	.00	1.67	.00	1.07	.00	.00	.00	.02	.57	.00	.00	.02
				Links 10+	.00	.00	.00	.00	.00	.00	.00	.00	.00	.00
31	1.68	(23,20)	.00	1.68	.00	1.05	.02	.00	.00	.03	.53	.00	.00	.02
				Links 10+	.03	.00	.00	.00	.00	.00	.00	.00	.00	.00
32	1.84	(338,13)	.00	1.84	.00	.29	.40	.00	.00	.20	.30	.00	.01	.01
				Links 10+	.63	.00	.00	.00	.00	.00	.00	.00	.00	.00
33	2.28	(23,20)	.00	2.28	.00	.42	.53	.00	.00	.10	.45	.00	.00	.02
				Links 10+	.77	.00	.00	.00	.00	.00	.00	.00	.00	.00
34	2.48	(23,20)	.00	2.48	.00	.20	.70	.00	.00	.22	.32	.00	.02	.00
				Links 10+	1.03	.00	.00	.00	.00	.00	.00	.00	.00	.00
35	2.47	(23,20)	.00	2.47	.00	.12	.73	.00	.00	.30	.23	.00	.02	.00
				Links 10+	1.07	.00	.00	.00	.00	.00	.00	.00	.00	.00
36	2.38	(23,20)	.00	2.38	.00	.08	.75	.00	.00	.33	.15	.00	.03	.00
				Links 10+	1.03	.00	.00	.00	.00	.00	.00	.00	.00	.00
37	1.92	(23,20)	.00	1.92	.00	.05	.78	.00	.00	.38	.12	.00	.05	.00
				Links 10+	.53	.00	.00	.00	.00	.00	.00	.00	.00	.00
38	1.60	(23,20)	.00	1.60	.00	.05	.80	.00	.00	.38	.08	.00	.05	.00
				Links 10+	.23	.00	.00	.00	.00	.00	.00	.00	.00	.00
39	1.48	(23,20)	.00	1.48	.00	.05	.80	.00	.00	.40	.05	.00	.07	.00
				Links 10+	.12	.00	.00	.00	.00	.00	.00	.00	.00	.00
40	1.45	(23,20)	.00	1.45	.00	.03	.82	.00	.00	.42	.05	.00	.08	.00
				Links 10+	.05	.00	.00	.00	.00	.00	.00	.00	.00	.00
41	1.45	(23,20)	.00	1.45	.00	.02	.82	.00	.00	.43	.05	.00	.08	.00
				Links 10+	.05	.00	.00	.00	.00	.00	.00	.00	.00	.00
42	1.45	(23,20)	.00	1.45	.00	.02	.82	.00	.00	.43	.05	.00	.08	.00
				Links 10+	.05	.00	.00	.00	.00	.00	.00	.00	.00	.00
43	1.40	(23,20)	.00	1.40	.00	.02	.82	.00	.00	.43	.03	.00	.08	.00
				Links 10+	.02	.00	.00	.00	.00	.00	.00	.00	.00	.00
44	1.37	(23,20)	.00	1.37	.00	.02	.82	.00	.00	.43	.02	.00	.08	.00
				Links 10+	.00	.00	.00	.00	.00	.00	.00	.00	.00	.00
45	1.35	(23,20)	.00	1.35	.00	.00	.82	.00	.00	.43	.02	.00	.08	.00
				Links 10+	.00	.00	.00	.00	.00	.00	.00	.00	.00	.00

JOB: HSS FDR Air Quality Existing/105' Jets

RUN: FDR DRIVE BET E 67TH-75TH STS/105' JETS

LINK CONTRIBUTION TABLES

MAXIMUM 8-HOUR AVERAGED LINK CONTRIBUTIONS
IN PARTS PER MILLION (PPM)
INCLUDING AMBIENT BACKGROUND CONCENTRATIONS.

Rcptr No.	Total Conc	Ending Day Hr	Ambient Backgnd		Total Link	Link +1	Link +2	Link +3	Link +4	Link +5	Link +6	Link +7	Link +8	Link +9	Link +10
46	1.35	(23,20)	.00		1.35	.00	.00	.82	.00	.00	.43	.02	.00	.08	.00
				Links	10+	.00	.00	.00	.00	.00	.00	.00	.00	.00	.00
47	1.35	(23,20)	.00		1.35	.00	.00	.82	.00	.00	.43	.02	.00	.08	.00
				Links	10+	.00	.00	.00	.00	.00	.00	.00	.00	.00	.00
48	1.33	(23,20)	.00		1.33	.00	.00	.82	.00	.00	.43	.00	.00	.08	.00
				Links	10+	.00	.00	.00	.00	.00	.00	.00	.00	.00	.00
49	1.33	(23,20)	.00		1.33	.00	.00	.82	.00	.00	.43	.00	.00	.08	.00
				Links	10+	.00	.00	.00	.00	.00	.00	.00	.00	.00	.00
50	1.33	(23,20)	.00		1.33	.00	.00	.82	.00	.00	.43	.00	.00	.08	.00
				Links	10+	.00	.00	.00	.00	.00	.00	.00	.00	.00	.00
51	1.33	(23,20)	.00		1.33	.00	.00	.82	.00	.00	.43	.00	.00	.08	.00
				Links	10+	.00	.00	.00	.00	.00	.00	.00	.00	.00	.00
52	1.33	(23,20)	.00		1.33	.00	.00	.82	.00	.00	.43	.00	.00	.08	.00
				Links	10+	.00	.00	.00	.00	.00	.00	.00	.00	.00	.00
53	1.33	(23,20)	.00		1.33	.00	.00	.82	.00	.00	.43	.00	.00	.08	.00
				Links	10+	.00	.00	.00	.00	.00	.00	.00	.00	.00	.00
54	1.35	(23,20)	.00		1.35	.00	.00	.82	.00	.02	.43	.00	.00	.08	.00
				Links	10+	.00	.00	.00	.00	.00	.00	.00	.00	.00	.00
55	1.33	(23,20)	.00		1.33	.00	.00	.82	.02	.02	.42	.00	.00	.07	.00
				Links	10+	.00	.00	.00	.00	.00	.00	.00	.00	.00	.00
56	1.32	(23,20)	.00		1.32	.00	.00	.73	.07	.05	.40	.00	.00	.07	.00
				Links	10+	.00	.00	.00	.00	.00	.00	.00	.00	.00	.00
57	1.75	(23,20)	.00		1.75	.82	.02	.00	.00	.00	.00	.03	.45	.00	.00
				Links	10+	.00	.43	.00	.00	.00	.00	.00	.00	.00	.00
58	1.67	(338,13)	.00		1.67	.61	.04	.00	.00	.00	.00	.06	.41	.00	.00
				Links	10+	.00	.54	.00	.00	.00	.00	.00	.00	.00	.00
59	1.57	(338,13)	.00		1.57	.61	.01	.00	.00	.00	.00	.04	.44	.00	.00
				Links	10+	.00	.46	.00	.00	.00	.00	.00	.00	.00	.00
60	1.41	(338,13)	.00		1.41	.61	.01	.00	.00	.00	.00	.03	.46	.00	.00
				Links	10+	.00	.30	.00	.00	.00	.00	.00	.00	.00	.00

JOB: HSS FDR Air Quality Existing/105' Jets

RUN: FDR DRIVE BET E 67TH-75TH STS/105' JETS

LINK CONTRIBUTION TABLES

SECOND HIGHEST 8-HOUR AVERAGED LINK CONTRIBUTIONS
IN PARTS PER MILLION (PPM)
INCLUDING AMBIENT BACKGROUND CONCENTRATIONS.

Rcptr No.	Total Conc	Ending Day Hr	Ambient Backgnd	Total Link	Link +1	Link +2	Link +3	Link +4	Link +5	Link +6	Link +7	Link +8	Link +9	Link +10
1	1.60	(338,13)	.00	1.60	.36	.36	.00	.00	.00	.00	.23	.29	.00	.01
			Links	10+	.00	.36	.00	.00	.00	.00	.00	.00	.00	.00
2	1.56	(338,13)	.00	1.56	.09	.73	.00	.00	.00	.00	.37	.16	.00	.03
			Links	10+	.00	.19	.00	.00	.00	.00	.00	.00	.00	.00
3	1.49	(338,13)	.00	1.49	.01	.79	.00	.00	.00	.00	.49	.07	.00	.03
			Links	10+	.00	.10	.00	.00	.00	.00	.00	.00	.00	.00
4	1.42	(274,24)	.00	1.42	.13	.71	.00	.00	.00	.00	.25	.16	.00	.00
			Links	10+	.00	.17	.00	.00	.00	.00	.00	.00	.00	.00
5	1.39	(338,13)	.00	1.39	.00	.80	.00	.00	.00	.00	.53	.01	.00	.03
			Links	10+	.00	.01	.00	.00	.00	.00	.00	.00	.00	.00
6	1.39	(338,13)	.00	1.39	.00	.80	.00	.00	.00	.00	.53	.01	.00	.03
			Links	10+	.00	.01	.00	.00	.00	.00	.00	.00	.00	.00
7	1.36	(338,13)	.00	1.36	.00	.80	.00	.00	.00	.00	.53	.00	.00	.03
			Links	10+	.00	.00	.00	.00	.00	.00	.00	.00	.00	.00
8	1.37	(338,13)	.00	1.37	.00	.80	.00	.00	.00	.00	.54	.00	.00	.03
			Links	10+	.00	.00	.00	.00	.00	.00	.00	.00	.00	.00
9	1.39	(338,13)	.00	1.39	.00	.80	.00	.00	.00	.00	.54	.00	.00	.04
			Links	10+	.00	.00	.00	.00	.00	.00	.00	.00	.00	.00
10	1.40	(338,13)	.00	1.40	.00	.80	.00	.00	.00	.00	.54	.00	.00	.06
			Links	10+	.00	.00	.00	.00	.00	.00	.00	.00	.00	.00
11	1.40	(338,13)	.00	1.40	.00	.80	.00	.00	.00	.00	.54	.00	.00	.06
			Links	10+	.00	.00	.00	.00	.00	.00	.00	.00	.00	.00
12	1.40	(338,13)	.00	1.40	.00	.80	.00	.00	.00	.00	.54	.00	.00	.06
			Links	10+	.00	.00	.00	.00	.00	.00	.00	.00	.00	.00
13	1.41	(338,13)	.00	1.41	.00	.81	.00	.00	.00	.00	.54	.00	.00	.06
			Links	10+	.00	.00	.00	.00	.00	.00	.00	.00	.00	.00
14	1.40	(338,13)	.00	1.40	.00	.80	.00	.00	.00	.00	.54	.00	.00	.06
			Links	10+	.00	.00	.00	.00	.00	.00	.00	.00	.00	.00
15	1.40	(338,13)	.00	1.40	.00	.80	.00	.00	.00	.00	.54	.00	.00	.06
			Links	10+	.00	.00	.00	.00	.00	.00	.00	.00	.00	.00
16	1.40	(338,13)	.00	1.40	.00	.80	.00	.00	.00	.00	.54	.00	.00	.06
			Links	10+	.00	.00	.00	.00	.00	.00	.00	.00	.00	.00
17	1.40	(338,13)	.00	1.40	.00	.80	.00	.00	.00	.00	.54	.00	.00	.06
			Links	10+	.00	.00	.00	.00	.00	.00	.00	.00	.00	.00
18	1.41	(338,13)	.00	1.41	.00	.81	.00	.00	.00	.00	.54	.00	.00	.06
			Links	10+	.00	.00	.00	.00	.00	.00	.00	.00	.00	.00
19	1.40	(338,13)	.00	1.40	.00	.80	.00	.00	.00	.00	.54	.00	.00	.06
			Links	10+	.00	.00	.00	.00	.00	.00	.00	.00	.00	.00

JOB: HSS FDR Air Quality Existing/105' Jets

RUN: FDR DRIVE BET E 67TH-75TH STS/105' JETS

LINK CONTRIBUTION TABLES

SECOND HIGHEST 8-HOUR AVERAGED LINK CONTRIBUTIONS
IN PARTS PER MILLION (PPM)
INCLUDING AMBIENT BACKGROUND CONCENTRATIONS.

Rcptr No.	Total Conc	Ending Day Hr	Ambient Backgnd	Total Link	Link +1	Link +2	Link +3	Link +4	Link +5	Link +6	Link +7	Link +8	Link +9	Link +10
20	1.40	(338,13)	.00	1.40	.00	.80	.00	.00	.00	.00	.54	.00	.00	.06
				Links 10+	.00	.00	.00	.00	.00	.00	.00	.00	.00	.00
21	1.40	(338,13)	.00	1.40	.00	.80	.00	.00	.00	.00	.54	.00	.00	.06
				Links 10+	.00	.00	.00	.00	.00	.00	.00	.00	.00	.00
22	1.40	(338,13)	.00	1.40	.00	.80	.00	.00	.00	.00	.54	.00	.00	.06
				Links 10+	.00	.00	.00	.00	.00	.00	.00	.00	.00	.00
23	1.40	(338,13)	.00	1.40	.00	.80	.00	.00	.00	.00	.54	.00	.00	.06
				Links 10+	.00	.00	.00	.00	.00	.00	.00	.00	.00	.00
24	1.39	(338,13)	.00	1.39	.00	.80	.00	.00	.00	.00	.54	.00	.00	.04
				Links 10+	.00	.00	.00	.00	.00	.00	.00	.00	.00	.00
25	1.39	(338,13)	.00	1.39	.00	.80	.00	.00	.00	.00	.54	.00	.00	.04
				Links 10+	.00	.00	.00	.00	.00	.00	.00	.00	.00	.00
26	1.40	(338,13)	.00	1.40	.00	.80	.00	.00	.00	.01	.54	.00	.00	.04
				Links 10+	.00	.00	.00	.00	.00	.00	.00	.00	.00	.00
27	1.39	(338,13)	.00	1.39	.00	.80	.00	.00	.00	.01	.53	.00	.00	.04
				Links 10+	.00	.00	.00	.00	.00	.00	.00	.00	.00	.00
28	1.41	(338,13)	.00	1.41	.00	.79	.01	.00	.00	.03	.53	.00	.00	.04
				Links 10+	.01	.00	.00	.00	.00	.00	.00	.00	.00	.00
29	1.37	(338,13)	.00	1.37	.00	.77	.01	.00	.00	.04	.50	.00	.00	.03
				Links 10+	.01	.00	.00	.00	.00	.00	.00	.00	.00	.00
30	1.41	(338,13)	.00	1.41	.00	.76	.04	.00	.00	.06	.47	.00	.00	.03
				Links 10+	.06	.00	.00	.00	.00	.00	.00	.00	.00	.00
31	1.49	(338,13)	.00	1.49	.00	.70	.10	.00	.00	.11	.40	.00	.00	.03
				Links 10+	.14	.00	.00	.00	.00	.00	.00	.00	.00	.00
32	1.83	(23,20)	.00	1.83	.00	.80	.20	.00	.00	.05	.52	.00	.00	.02
				Links 10+	.25	.00	.00	.00	.00	.00	.00	.00	.00	.00
33	2.13	(338,13)	.00	2.13	.00	.04	.61	.00	.00	.34	.11	.00	.04	.01
				Links 10+	.96	.00	.00	.00	.00	.00	.00	.00	.00	.00
34	2.11	(338,13)	.00	2.11	.00	.01	.61	.00	.00	.39	.06	.00	.07	.00
				Links 10+	.97	.00	.00	.00	.00	.00	.00	.00	.00	.00
35	2.06	(338,13)	.00	2.06	.00	.00	.63	.00	.00	.43	.03	.00	.07	.00
				Links 10+	.90	.00	.00	.00	.00	.00	.00	.00	.00	.00
36	1.98	(274,24)	.00	1.98	.00	.13	.60	.00	.00	.24	.15	.00	.03	.01
				Links 10+	.83	.00	.00	.00	.00	.00	.00	.00	.00	.00
37	1.59	(274,24)	.00	1.59	.00	.11	.63	.00	.00	.26	.13	.00	.04	.01
				Links 10+	.41	.00	.00	.00	.00	.00	.00	.00	.00	.00
38	1.40	(274,24)	.00	1.40	.00	.09	.65	.00	.00	.29	.10	.00	.05	.00
				Links 10+	.22	.00	.00	.00	.00	.00	.00	.00	.00	.00

JOB: HSS FDR Air Quality Existing/105' Jets

RUN: FDR DRIVE BET E 67TH-75TH STS/105' JETS

LINK CONTRIBUTION TABLES

SECOND HIGHEST 8-HOUR AVERAGED LINK CONTRIBUTIONS
IN PARTS PER MILLION (PPM)
INCLUDING AMBIENT BACKGROUND CONCENTRATIONS.

Rcptr No.	Total Conc	Ending Day Hr	Ambient Backgnd	Total Link	Link +1	Link +2	Link +3	Link +4	Link +5	Link +6	Link +7	Link +8	Link +9	Link +10
39	1.31	(274,24)	.00	1.31	.00	.09	.65	.00	.00	.29	.09	.00	.05	.00
				Links 10+	.15	.00	.00	.00	.00	.00	.00	.00	.00	.00
40	1.29	(274,24)	.00	1.29	.00	.08	.66	.00	.00	.32	.08	.00	.05	.00
				Links 10+	.10	.00	.00	.00	.00	.00	.00	.00	.00	.00
41	1.22	(274,24)	.00	1.23	.00	.05	.65	.00	.00	.32	.08	.00	.05	.00
				Links 10+	.08	.00	.00	.00	.00	.00	.00	.00	.00	.00
42	1.21	(274,24)	.00	1.21	.00	.05	.66	.00	.00	.32	.08	.00	.05	.00
				Links 10+	.05	.00	.00	.00	.00	.00	.00	.00	.00	.00
43	1.20	(274,24)	.00	1.20	.00	.05	.68	.00	.00	.32	.06	.00	.05	.00
				Links 10+	.04	.00	.00	.00	.00	.00	.00	.00	.00	.00
44	1.19	(274,24)	.00	1.19	.00	.04	.69	.00	.00	.32	.05	.00	.05	.00
				Links 10+	.04	.00	.00	.00	.00	.00	.00	.00	.00	.00
45	1.19	(274,24)	.00	1.19	.00	.04	.70	.00	.00	.34	.04	.00	.05	.00
				Links 10+	.03	.00	.00	.00	.00	.00	.00	.00	.00	.00
46	1.16	(274,24)	.00	1.16	.00	.04	.69	.00	.00	.34	.03	.00	.05	.00
				Links 10+	.03	.00	.00	.00	.00	.00	.00	.00	.00	.00
47	1.15	(274,24)	.00	1.15	.00	.03	.69	.00	.00	.34	.03	.00	.05	.00
				Links 10+	.03	.00	.00	.00	.00	.00	.00	.00	.00	.00
48	1.14	(338,13)	.00	1.14	.00	.00	.63	.00	.00	.44	.00	.00	.07	.00
				Links 10+	.00	.00	.00	.00	.00	.00	.00	.00	.00	.00
49	1.16	(338,13)	.00	1.16	.00	.00	.63	.00	.01	.44	.00	.00	.07	.00
				Links 10+	.00	.00	.00	.00	.00	.00	.00	.00	.00	.00
50	1.17	(338,13)	.00	1.17	.00	.00	.64	.00	.01	.44	.00	.00	.07	.00
				Links 10+	.00	.00	.00	.00	.00	.00	.00	.00	.00	.00
51	1.14	(338,13)	.00	1.14	.00	.00	.63	.00	.01	.43	.00	.00	.07	.00
				Links 10+	.00	.00	.00	.00	.00	.00	.00	.00	.00	.00
52	1.14	(338,13)	.00	1.14	.00	.00	.61	.01	.03	.41	.00	.00	.07	.00
				Links 10+	.00	.00	.00	.00	.00	.00	.00	.00	.00	.00
53	1.14	(338,13)	.00	1.14	.00	.00	.61	.01	.04	.41	.00	.00	.06	.00
				Links 10+	.00	.00	.00	.00	.00	.00	.00	.00	.00	.00
54	1.16	(338,13)	.00	1.16	.00	.00	.61	.04	.06	.39	.00	.00	.06	.00
				Links 10+	.00	.00	.00	.00	.00	.00	.00	.00	.00	.00
55	1.15	(274,24)	.00	1.15	.00	.01	.70	.00	.00	.36	.03	.00	.05	.00
				Links 10+	.00	.00	.00	.00	.00	.00	.00	.00	.00	.00
56	1.13	(338,13)	.00	1.13	.00	.00	.39	.26	.20	.26	.00	.00	.03	.00
				Links 10+	.00	.00	.00	.00	.00	.00	.00	.00	.00	.00
57	1.66	(338,13)	.00	1.66	.57	.10	.00	.00	.00	.00	.11	.39	.00	.00
				Links 10+	.00	.49	.00	.00	.00	.00	.00	.00	.00	.00

JOB: HSS FDR Air Quality Existing/105' Jets

RUN: FDR DRIVE BET E 67TH-75TH STS/105' JETS

LINK CONTRIBUTION TABLES

SECOND HIGHEST 8-HOUR AVERAGED LINK CONTRIBUTIONS
IN PARTS PER MILLION (PPM)
INCLUDING AMBIENT BACKGROUND CONCENTRATIONS.

Rcptr No.	Total Conc	Ending Day Hr	Ambient Backgnd	Total Link	Link +1	Link +2	Link +3	Link +4	Link +5	Link +6	Link +7	Link +8	Link +9	Link +10
58	1.62	(23,20)	.00	1.62	.82	.00	.00	.00	.00	.00	.02	.47	.00	.00
				Links 10+	.00	.32	.00	.00	.00	.00	.00	.00	.00	.00
59	1.43	(23,20)	.00	1.43	.80	.00	.00	.00	.00	.00	.00	.47	.00	.00
				Links 10+	.00	.17	.00	.00	.00	.00	.00	.00	.00	.00
60	1.33	(23,20)	.00	1.33	.80	.00	.00	.00	.00	.00	.00	.47	.00	.00
				Links 10+	.00	.07	.00	.00	.00	.00	.00	.00	.00	.00

MAXIMUM 1-HOUR AVERAGED LINK CONTRIBUTIONS
IN PARTS PER MILLION (PPM)
INCLUDING AMBIENT BACKGROUND CONCENTRATIONS.

Rcptr No.	Total Conc	Ending Day Hr	Ambient Backgnd	Total Link	Link +1	Link +2	Link +3	Link +4	Link +5	Link +6	Link +7	Link +8	Link +9	Link +10
1	2.60	(44,19)	.00	2.60	.00	1.60	.10	.00	.00	.10	.70	.00	.00	.10
				Links 10+	.00	.00	.00	.00	.00	.00	.00	.00	.00	.00
2	2.50	(44,19)	.00	2.50	.00	1.60	.10	.00	.00	.10	.70	.00	.00	.00
				Links 10+	.00	.00	.00	.00	.00	.00	.00	.00	.00	.00
3	2.50	(44,19)	.00	2.50	.00	1.60	.10	.00	.00	.10	.70	.00	.00	.00
				Links 10+	.00	.00	.00	.00	.00	.00	.00	.00	.00	.00
4	2.50	(44,19)	.00	2.50	.00	1.60	.10	.00	.00	.10	.70	.00	.00	.00
				Links 10+	.00	.00	.00	.00	.00	.00	.00	.00	.00	.00
5	2.50	(44,19)	.00	2.50	.00	1.60	.10	.00	.00	.10	.70	.00	.00	.00
				Links 10+	.00	.00	.00	.00	.00	.00	.00	.00	.00	.00
6	2.40	(44,19)	.00	2.40	.00	1.60	.10	.00	.00	.10	.60	.00	.00	.00
				Links 10+	.00	.00	.00	.00	.00	.00	.00	.00	.00	.00
7	2.30	(44,19)	.00	2.30	.00	1.50	.10	.00	.00	.10	.60	.00	.00	.00
				Links 10+	.00	.00	.00	.00	.00	.00	.00	.00	.00	.00
8	2.40	(44,19)	.00	2.40	.00	1.60	.10	.00	.00	.10	.60	.00	.00	.00
				Links 10+	.00	.00	.00	.00	.00	.00	.00	.00	.00	.00
9	2.40	(347, 8)	.00	2.40	.00	1.40	.10	.10	.10	.10	.50	.00	.00	.00
				Links 10+	.10	.00	.00	.00	.00	.00	.00	.00	.00	.00
10	2.50	(44,19)	.00	2.50	.00	1.60	.10	.00	.10	.10	.60	.00	.00	.00
				Links 10+	.00	.00	.00	.00	.00	.00	.00	.00	.00	.00
11	2.40	(44,19)	.00	2.40	.00	1.50	.10	.00	.10	.10	.60	.00	.00	.00
				Links 10+	.00	.00	.00	.00	.00	.00	.00	.00	.00	.00
12	2.50	(347, 8)	.00	2.50	.00	1.40	.10	.10	.10	.20	.50	.00	.00	.00
				Links 10+	.10	.00	.00	.00	.00	.00	.00	.00	.00	.00

JOB: HSS FDR Air Quality Existing/105' Jets

RUN: FDR DRIVE BET E 67TH-75TH STS/105' JETS

LINK CONTRIBUTION TABLES

MAXIMUM 1-HOUR AVERAGED LINK CONTRIBUTIONS
IN PARTS PER MILLION (PPM)
INCLUDING AMBIENT BACKGROUND CONCENTRATIONS.

Rcptr No.	Total Conc	Ending Day Hr	Ambient Backgnd	Total Link	Link +1	Link +2	Link +3	Link +4	Link +5	Link +6	Link +7	Link +8	Link +9	Link +10
13	2.50	(44,19)	.00	2.50	.00	1.50	.10	.00	.10	.10	.60	.00	.00	.00
				Links 10+	.10	.00	.00	.00	.00	.00	.00	.00	.00	.00
14	2.50	(44,19)	.00	2.50	.00	1.50	.10	.00	.10	.10	.60	.00	.00	.00
				Links 10+	.10	.00	.00	.00	.00	.00	.00	.00	.00	.00
15	2.50	(44,19)	.00	2.50	.00	1.50	.10	.00	.10	.20	.50	.00	.00	.00
				Links 10+	.10	.00	.00	.00	.00	.00	.00	.00	.00	.00
16	2.40	(44,19)	.00	2.40	.00	1.40	.10	.00	.10	.20	.50	.00	.00	.00
				Links 10+	.10	.00	.00	.00	.00	.00	.00	.00	.00	.00
17	2.40	(44,19)	.00	2.40	.00	1.40	.10	.00	.10	.20	.50	.00	.00	.00
				Links 10+	.10	.00	.00	.00	.00	.00	.00	.00	.00	.00
18	2.50	(44,19)	.00	2.50	.00	1.40	.20	.00	.10	.20	.50	.00	.00	.00
				Links 10+	.10	.00	.00	.00	.00	.00	.00	.00	.00	.00
19	2.60	(44,19)	.00	2.60	.00	1.40	.20	.10	.10	.20	.50	.00	.00	.00
				Links 10+	.10	.00	.00	.00	.00	.00	.00	.00	.00	.00
20	2.50	(44,19)	.00	2.50	.00	1.40	.20	.10	.10	.20	.40	.00	.00	.00
				Links 10+	.10	.00	.00	.00	.00	.00	.00	.00	.00	.00
21	2.50	(44,19)	.00	2.50	.00	1.30	.20	.10	.10	.20	.40	.00	.10	.00
				Links 10+	.10	.00	.00	.00	.00	.00	.00	.00	.00	.00
22	2.60	(44,19)	.00	2.60	.00	1.30	.20	.10	.10	.30	.40	.00	.10	.00
				Links 10+	.10	.00	.00	.00	.00	.00	.00	.00	.00	.00
23	2.70	(44,19)	.00	2.70	.00	1.30	.30	.10	.10	.30	.30	.00	.10	.00
				Links 10+	.20	.00	.00	.00	.00	.00	.00	.00	.00	.00
24	2.60	(44,19)	.00	2.60	.00	1.20	.30	.10	.10	.30	.30	.00	.10	.00
				Links 10+	.20	.00	.00	.00	.00	.00	.00	.00	.00	.00
25	2.60	(44,19)	.00	2.60	.00	1.20	.30	.10	.10	.40	.20	.00	.10	.00
				Links 10+	.20	.00	.00	.00	.00	.00	.00	.00	.00	.00
26	2.70	(44,19)	.00	2.70	.00	1.10	.40	.10	.10	.40	.20	.00	.10	.00
				Links 10+	.30	.00	.00	.00	.00	.00	.00	.00	.00	.00
27	2.70	(44,19)	.00	2.70	.00	1.00	.50	.10	.10	.40	.10	.00	.10	.00
				Links 10+	.40	.00	.00	.00	.00	.00	.00	.00	.00	.00
28	2.80	(44,19)	.00	2.80	.00	.90	.60	.10	.10	.50	.10	.00	.10	.00
				Links 10+	.40	.00	.00	.00	.00	.00	.00	.00	.00	.00
29	2.80	(44,19)	.00	2.80	.00	.70	.70	.10	.10	.50	.00	.00	.10	.00
				Links 10+	.60	.00	.00	.00	.00	.00	.00	.00	.00	.00
30	3.00	(44,19)	.00	3.00	.00	.50	.90	.10	.10	.50	.00	.00	.10	.00
				Links 10+	.80	.00	.00	.00	.00	.00	.00	.00	.00	.00
31	3.00	(44,19)	.00	3.00	.00	.10	1.10	.10	.10	.50	.00	.00	.10	.00
				Links 10+	1.00	.00	.00	.00	.00	.00	.00	.00	.00	.00

JOB: HSS FDR Air Quality Existing/105' Jets

RUN: FDR DRIVE BET E 67TH-75TH STS/105' JETS

LINK CONTRIBUTION TABLES

MAXIMUM 1 HOUR AVERAGED LINK CONTRIBUTIONS
IN PARTS PER MILLION (PPM)
INCLUDING AMBIENT BACKGROUND CONCENTRATIONS.

Rcptr No.	Total Conc	Ending Day Hr	Ambient Backgnd	Total Link	Link +1	Link +2	Link +3	Link +4	Link +5	Link +6	Link +7	Link +8	Link +9	Link +10
32	3.00	(44,19)	.00	3.00	.00	.00	1.20	.10	.10	.50	.00	.00	.10	.00
			Links	10+	1.00	.00	.00	.00	.00	.00	.00	.00	.00	.00
33	3.00	(105,10)	.00	3.00	.00	.00	.90	.00	.00	.50	.10	.00	.10	.00
			Links	10+	1.40	.00	.00	.00	.00	.00	.00	.00	.00	.00
34	2.90	(105,10)	.00	2.90	.00	.00	.90	.00	.00	.50	.00	.00	.10	.00
			Links	10+	1.40	.00	.00	.00	.00	.00	.00	.00	.00	.00
35	3.00	(261,20)	.00	3.00	.00	.40	.80	.00	.00	.10	.50	.00	.00	.10
			Links	10+	1.10	.00	.00	.00	.00	.00	.00	.00	.00	.00
36	3.20	(261,20)	.00	3.20	.00	.30	.90	.00	.00	.20	.40	.00	.00	.10
			Links	10+	1.30	.00	.00	.00	.00	.00	.00	.00	.00	.00
37	2.90	(319, 9)	.00	2.90	.00	.50	.80	.00	.00	.10	.50	.00	.00	.10
			Links	10+	.90	.00	.00	.00	.00	.00	.00	.00	.00	.00
38	2.70	(319, 9)	.00	2.70	.00	.40	.90	.00	.00	.20	.50	.00	.00	.00
			Links	10+	.70	.00	.00	.00	.00	.00	.00	.00	.00	.00
39	2.40	(264,10)	.00	2.40	.00	.40	.80	.00	.00	.20	.50	.00	.00	.00
			Links	10+	.50	.00	.00	.00	.00	.00	.00	.00	.00	.00
40	2.40	(319, 9)	.00	2.40	.00	.30	1.00	.00	.00	.30	.40	.00	.00	.00
			Links	10+	.40	.00	.00	.00	.00	.00	.00	.00	.00	.00
41	2.30	(319, 9)	.00	2.30	.00	.30	1.00	.00	.00	.30	.40	.00	.00	.00
			Links	10+	.30	.00	.00	.00	.00	.00	.00	.00	.00	.00
42	2.10	(319, 9)	.00	2.10	.00	.30	1.00	.00	.00	.30	.30	.00	.00	.00
			Links	10+	.20	.00	.00	.00	.00	.00	.00	.00	.00	.00
43	2.00	(44,19)	.00	2.00	.00	.00	1.10	.20	.30	.40	.00	.00	.00	.00
			Links	10+	.00	.00	.00	.00	.00	.00	.00	.00	.00	.00
44	2.20	(319, 9)	.00	2.20	.00	.20	1.10	.00	.00	.40	.30	.00	.00	.00
			Links	10+	.20	.00	.00	.00	.00	.00	.00	.00	.00	.00
45	2.20	(319, 9)	.00	2.20	.00	.20	1.10	.00	.00	.40	.30	.00	.10	.00
			Links	10+	.10	.00	.00	.00	.00	.00	.00	.00	.00	.00
46	2.10	(319, 9)	.00	2.10	.00	.20	1.10	.00	.00	.40	.20	.00	.10	.00
			Links	10+	.10	.00	.00	.00	.00	.00	.00	.00	.00	.00
47	2.10	(319, 9)	.00	2.10	.00	.20	1.10	.00	.00	.40	.20	.00	.10	.00
			Links	10+	.10	.00	.00	.00	.00	.00	.00	.00	.00	.00
48	2.10	(319, 9)	.00	2.10	.00	.20	1.10	.00	.00	.40	.20	.00	.10	.00
			Links	10+	.10	.00	.00	.00	.00	.00	.00	.00	.00	.00
49	2.10	(319, 9)	.00	2.10	.00	.20	1.10	.00	.00	.40	.20	.00	.10	.00
			Links	10+	.10	.00	.00	.00	.00	.00	.00	.00	.00	.00
50	2.20	(319, 9)	.00	2.20	.00	.10	1.20	.00	.00	.50	.20	.00	.10	.00
			Links	10+	.10	.00	.00	.00	.00	.00	.00	.00	.00	.00

JOB: HSS FDR Air Quality Existing/105' Jets

RUN: FDR DRIVE BET E 67TH-75TH STS/105' JETS

LINK CONTRIBUTION TABLES

MAXIMUM 1-HOUR AVERAGED LINK CONTRIBUTIONS
IN PARTS PER MILLION (PPM)
INCLUDING AMBIENT BACKGROUND CONCENTRATIONS.

Rcptr No.	Total Conc	Ending Day Hr	Ambient Backgnd	Total Link	Link +1	Link +2	Link +3	Link +4	Link +5	Link +6	Link +7	Link +8	Link +9	Link +10
51	2.20	(319, 9)	.00	2.20	.00	.10	1.20	.00	.00	.50	.20	.00	.10	.00
			Links	10+	.10	.00	.00	.00	.00	.00	.00	.00	.00	.00
52	2.20	(319, 9)	.00	2.20	.00	.10	1.20	.00	.00	.50	.20	.00	.10	.00
			Links	10+	.10	.00	.00	.00	.00	.00	.00	.00	.00	.00
53	2.10	(319, 9)	.00	2.10	.00	.10	1.20	.00	.00	.50	.10	.00	.10	.00
			Links	10+	.10	.00	.00	.00	.00	.00	.00	.00	.00	.00
54	2.00	(264,10)	.00	2.00	.00	.10	1.00	.00	.00	.50	.20	.00	.10	.00
			Links	10+	.10	.00	.00	.00	.00	.00	.00	.00	.00	.00
55	2.00	(319, 9)	.00	2.00	.00	.10	1.20	.00	.00	.50	.10	.00	.10	.00
			Links	10+	.00	.00	.00	.00	.00	.00	.00	.00	.00	.00
56	2.00	(319, 9)	.00	2.00	.00	.10	1.20	.00	.00	.50	.10	.00	.10	.00
			Links	10+	.00	.00	.00	.00	.00	.00	.00	.00	.00	.00
57	2.50	(44,19)	.00	2.50	.20	1.30	.10	.00	.00	.10	.70	.00	.00	.10
			Links	10+	.00	.00	.00	.00	.00	.00	.00	.00	.00	.00
58	2.50	(44,19)	.00	2.50	.40	1.10	.10	.00	.00	.10	.70	.00	.00	.10
			Links	10+	.00	.00	.00	.00	.00	.00	.00	.00	.00	.00
59	2.50	(44,19)	.00	2.50	.60	.90	.10	.00	.00	.10	.70	.00	.00	.10
			Links	10+	.00	.00	.00	.00	.00	.00	.00	.00	.00	.00
60	2.40	(44,19)	.00	2.40	.70	.70	.00	.00	.00	.10	.60	.10	.00	.10
			Links	10+	.00	.10	.00	.00	.00	.00	.00	.00	.00	.00

SECOND HIGHEST 1-HOUR AVERAGED LINK CONTRIBUTIONS
IN PARTS PER MILLION (PPM)
INCLUDING AMBIENT BACKGROUND CONCENTRATIONS.

Rcptr No.	Total Conc	Ending Day Hr	Ambient Backgnd	Total Link	Link +1	Link +2	Link +3	Link +4	Link +5	Link +6	Link +7	Link +8	Link +9	Link +10
1	2.40	(23,17)	.00	2.40	.90	.10	.00	.00	.00	.00	.00	.60	.00	.00
			Links	10+	.00	.80	.00	.00	.00	.00	.00	.00	.00	.00
2	2.40	(23,17)	.00	2.40	.40	.70	.00	.00	.00	.00	.10	.50	.00	.00
			Links	10+	.00	.70	.00	.00	.00	.00	.00	.00	.00	.00
3	2.40	(347, 8)	.00	2.40	.00	1.50	.10	.00	.10	.10	.60	.00	.00	.00
			Links	10+	.00	.00	.00	.00	.00	.00	.00	.00	.00	.00
4	2.40	(347, 8)	.00	2.40	.00	1.50	.10	.00	.10	.10	.60	.00	.00	.00
			Links	10+	.00	.00	.00	.00	.00	.00	.00	.00	.00	.00
5	2.40	(347, 8)	.00	2.40	.00	1.50	.10	.00	.10	.10	.60	.00	.00	.00
			Links	10+	.00	.00	.00	.00	.00	.00	.00	.00	.00	.00

JOB: HSS FDR Air Quality Existing/105' Jets

RUN: FDR DRIVE BET E 67TH-75TH STS/105' JETS

LINK CONTRIBUTION TABLES

SECOND HIGHEST 1-HOUR AVERAGED LINK CONTRIBUTIONS
IN PARTS PER MILLION (PPM)
INCLUDING AMBIENT BACKGROUND CONCENTRATIONS.

Rcptr No.	Total Conc	Ending Day Hr	Ambient Backgnd	Total Link	Link +1	Link +2	Link +3	Link +4	Link +5	Link +6	Link +7	Link +8	Link +9	Link +10
6	2.30	(261,20)	.00	2.30	.20	1.20	.00	.00	.00	.00	.30	.30	.00	.00
				Links 10+	.00	.30	.00	.00	.00	.00	.00	.00	.00	.00
7	2.20	(319, 9)	.00	2.20	.30	1.10	.00	.00	.00	.00	.20	.30	.00	.00
				Links 10+	.00	.30	.00	.00	.00	.00	.00	.00	.00	.00
8	2.30	(261,20)	.00	2.30	.10	1.30	.00	.00	.00	.00	.50	.20	.00	.00
				Links 10+	.00	.20	.00	.00	.00	.00	.00	.00	.00	.00
9	2.30	(44,19)	.00	2.30	.00	1.50	.10	.00	.00	.10	.60	.00	.00	.00
				Links 10+	.00	.00	.00	.00	.00	.00	.00	.00	.00	.00
10	2.40	(347, 8)	.00	2.40	.00	1.40	.10	.10	.10	.10	.50	.00	.00	.00
				Links 10+	.10	.00	.00	.00	.00	.00	.00	.00	.00	.00
11	2.40	(347, 8)	.00	2.40	.00	1.40	.10	.10	.10	.10	.50	.00	.00	.00
				Links 10+	.10	.00	.00	.00	.00	.00	.00	.00	.00	.00
12	2.40	(44,19)	.00	2.40	.00	1.50	.10	.00	.10	.10	.60	.00	.00	.00
				Links 10+	.00	.00	.00	.00	.00	.00	.00	.00	.00	.00
13	2.50	(347, 8)	.00	2.50	.00	1.40	.10	.10	.10	.20	.50	.00	.00	.00
				Links 10+	.10	.00	.00	.00	.00	.00	.00	.00	.00	.00
14	2.50	(347, 8)	.00	2.50	.00	1.40	.20	.10	.10	.20	.40	.00	.00	.00
				Links 10+	.10	.00	.00	.00	.00	.00	.00	.00	.00	.00
15	2.40	(347, 8)	.00	2.40	.00	1.30	.20	.10	.10	.20	.40	.00	.00	.00
				Links 10+	.10	.00	.00	.00	.00	.00	.00	.00	.00	.00
16	2.40	(347, 8)	.00	2.40	.00	1.30	.20	.10	.10	.20	.40	.00	.00	.00
				Links 10+	.10	.00	.00	.00	.00	.00	.00	.00	.00	.00
17	2.40	(44,20)	.00	2.40	.00	1.30	.20	.10	.10	.20	.40	.00	.00	.00
				Links 10+	.10	.00	.00	.00	.00	.00	.00	.00	.00	.00
18	2.40	(44,20)	.00	2.40	.00	1.30	.20	.10	.10	.20	.40	.00	.00	.00
				Links 10+	.10	.00	.00	.00	.00	.00	.00	.00	.00	.00
19	2.40	(44,20)	.00	2.40	.00	1.30	.20	.10	.10	.20	.40	.00	.00	.00
				Links 10+	.10	.00	.00	.00	.00	.00	.00	.00	.00	.00
20	2.40	(319, 9)	.00	2.40	.10	1.50	.00	.00	.00	.00	.60	.10	.00	.00
				Links 10+	.00	.10	.00	.00	.00	.00	.00	.00	.00	.00
21	2.40	(347, 8)	.00	2.40	.00	1.20	.30	.10	.10	.30	.30	.00	.00	.00
				Links 10+	.10	.00	.00	.00	.00	.00	.00	.00	.00	.00
22	2.50	(347, 8)	.00	2.50	.00	1.20	.30	.10	.10	.30	.30	.00	.00	.00
				Links 10+	.20	.00	.00	.00	.00	.00	.00	.00	.00	.00
23	2.60	(44,20)	.00	2.60	.00	1.20	.30	.10	.10	.30	.30	.00	.10	.00
				Links 10+	.20	.00	.00	.00	.00	.00	.00	.00	.00	.00
24	2.50	(347, 8)	.00	2.50	.00	1.10	.40	.10	.10	.30	.20	.00	.10	.00
				Links 10+	.20	.00	.00	.00	.00	.00	.00	.00	.00	.00

JOB: HSS FDR Air Quality Existing/105' Jets

RUN: FDR DRIVE BET E 67TH-75TH STS/105' JETS

LINK CONTRIBUTION TABLES

SECOND HIGHEST 1-HOUR AVERAGED LINK CONTRIBUTIONS
IN PARTS PER MILLION (PPM)
INCLUDING AMBIENT BACKGROUND CONCENTRATIONS.

Rcptr No.	Total Conc	Ending Day Hr	Ambient Backgnd	Total Link	Link +1	Link +2	Link +3	Link +4	Link +5	Link +6	Link +7	Link +8	Link +9	Link +10
25	2.50	(347, 8)	.00	2.50	.00	1.00	.40	.10	.10	.40	.10	.00	.10	.00
				Links 10+	.30	.00	.00	.00	.00	.00	.00	.00	.00	.00
26	2.50	(44,20)	.00	2.50	.00	1.00	.40	.10	.10	.40	.10	.00	.10	.00
				Links 10+	.30	.00	.00	.00	.00	.00	.00	.00	.00	.00
27	2.50	(347, 8)	.00	2.50	.00	.80	.50	.10	.10	.40	.10	.00	.10	.00
				Links 10+	.40	.00	.00	.00	.00	.00	.00	.00	.00	.00
28	2.50	(44,20)	.00	2.50	.00	.80	.60	.10	.10	.40	.00	.00	.10	.00
				Links 10+	.40	.00	.00	.00	.00	.00	.00	.00	.00	.00
29	2.50	(44,20)	.00	2.50	.00	.60	.70	.10	.10	.40	.00	.00	.10	.00
				Links 10+	.50	.00	.00	.00	.00	.00	.00	.00	.00	.00
30	2.70	(347, 8)	.00	2.70	.00	.40	.90	.10	.10	.40	.00	.00	.10	.00
				Links 10+	.70	.00	.00	.00	.00	.00	.00	.00	.00	.00
31	2.70	(44,20)	.00	2.70	.00	.10	1.00	.10	.10	.40	.00	.00	.10	.00
				Links 10+	.90	.00	.00	.00	.00	.00	.00	.00	.00	.00
32	2.90	(338,11)	.00	2.90	.00	.10	.80	.00	.00	.50	.10	.00	.10	.00
				Links 10+	1.30	.00	.00	.00	.00	.00	.00	.00	.00	.00
33	3.00	(338,11)	.00	3.00	.00	.00	.90	.00	.00	.60	.00	.00	.10	.00
				Links 10+	1.40	.00	.00	.00	.00	.00	.00	.00	.00	.00
34	2.90	(261,20)	.00	2.90	.00	.60	.70	.00	.00	.00	.60	.00	.00	.10
				Links 10+	.90	.00	.00	.00	.00	.00	.00	.00	.00	.00
35	2.90	(319, 9)	.00	2.90	.00	.80	.60	.00	.00	.00	.60	.00	.00	.10
				Links 10+	.80	.00	.00	.00	.00	.00	.00	.00	.00	.00
36	3.10	(319, 9)	.00	3.10	.00	.60	.70	.00	.00	.10	.60	.00	.00	.10
				Links 10+	1.00	.00	.00	.00	.00	.00	.00	.00	.00	.00
37	2.70	(261,20)	.00	2.70	.00	.20	1.00	.00	.00	.30	.30	.00	.00	.00
				Links 10+	.90	.00	.00	.00	.00	.00	.00	.00	.00	.00
38	2.40	(261,20)	.00	2.40	.00	.20	1.00	.00	.00	.30	.30	.00	.00	.00
				Links 10+	.60	.00	.00	.00	.00	.00	.00	.00	.00	.00
39	2.40	(319, 9)	.00	2.40	.00	.40	.90	.00	.00	.20	.40	.00	.00	.00
				Links 10+	.50	.00	.00	.00	.00	.00	.00	.00	.00	.00
40	2.10	(264,10)	.00	2.10	.00	.30	.80	.00	.00	.20	.40	.00	.00	.00
				Links 10+	.40	.00	.00	.00	.00	.00	.00	.00	.00	.00
41	2.10	(264,10)	.00	2.10	.00	.30	.80	.00	.00	.30	.40	.00	.00	.00
				Links 10+	.30	.00	.00	.00	.00	.00	.00	.00	.00	.00
42	1.90	(44,19)	.00	1.90	.00	.00	1.10	.20	.20	.40	.00	.00	.00	.00
				Links 10+	.00	.00	.00	.00	.00	.00	.00	.00	.00	.00
43	2.00	(319, 9)	.00	2.00	.00	.20	1.00	.00	.00	.30	.30	.00	.00	.00
				Links 10+	.20	.00	.00	.00	.00	.00	.00	.00	.00	.00

LINK CONTRIBUTION TABLES

SECOND HIGHEST 1-HOUR AVERAGED LINK CONTRIBUTIONS
IN PARTS PER MILLION (PPM)
INCLUDING AMBIENT BACKGROUND CONCENTRATIONS.

Rcptr No.	Total Conc	Ending Day Hr	Ambient Backgnd	Total Link	Link +1	Link +2	Link +3	Link +4	Link +5	Link +6	Link +7	Link +8	Link +9	Link +10
44	2.00	(261,20)	.00	2.00	.00	.10	1.10	.00	.00	.50	.10	.00	.10	.00
			Links 10+		.10	.00	.00	.00	.00	.00	.00	.00	.00	.00
45	1.90	(44,19)	.00	1.90	.00	.00	1.10	.20	.30	.30	.00	.00	.00	.00
			Links 10+		.00	.00	.00	.00	.00	.00	.00	.00	.00	.00
46	2.00	(44,19)	.00	2.00	.00	.00	1.10	.30	.30	.30	.00	.00	.00	.00
			Links 10+		.00	.00	.00	.00	.00	.00	.00	.00	.00	.00
47	2.00	(44,19)	.00	2.00	.00	.00	1.00	.30	.40	.30	.00	.00	.00	.00
			Links 10+		.00	.00	.00	.00	.00	.00	.00	.00	.00	.00
48	1.90	(44,19)	.00	1.90	.00	.00	1.00	.30	.40	.20	.00	.00	.00	.00
			Links 10+		.00	.00	.00	.00	.00	.00	.00	.00	.00	.00
49	1.90	(44,19)	.00	1.90	.00	.00	.90	.40	.40	.20	.00	.00	.00	.00
			Links 10+		.00	.00	.00	.00	.00	.00	.00	.00	.00	.00
50	2.00	(44,19)	.00	2.00	.00	.00	.90	.40	.50	.20	.00	.00	.00	.00
			Links 10+		.00	.00	.00	.00	.00	.00	.00	.00	.00	.00
51	1.90	(264,10)	.00	1.90	.00	.10	1.00	.00	.00	.40	.20	.00	.10	.00
			Links 10+		.10	.00	.00	.00	.00	.00	.00	.00	.00	.00
52	1.90	(264,10)	.00	1.90	.00	.10	1.00	.00	.00	.40	.20	.00	.10	.00
			Links 10+		.10	.00	.00	.00	.00	.00	.00	.00	.00	.00
53	2.00	(264,10)	.00	2.00	.00	.10	1.00	.00	.00	.50	.20	.00	.10	.00
			Links 10+		.10	.00	.00	.00	.00	.00	.00	.00	.00	.00
54	2.00	(319, 9)	.00	2.00	.00	.10	1.20	.00	.00	.50	.10	.00	.10	.00
			Links 10+		.00	.00	.00	.00	.00	.00	.00	.00	.00	.00
55	1.80	(264,10)	.00	1.80	.00	.10	1.00	.00	.00	.50	.10	.00	.10	.00
			Links 10+		.00	.00	.00	.00	.00	.00	.00	.00	.00	.00
56	1.80	(264,10)	.00	1.80	.00	.10	1.00	.00	.00	.50	.10	.00	.10	.00
			Links 10+		.00	.00	.00	.00	.00	.00	.00	.00	.00	.00
57	2.30	(44,20)	.00	2.30	.20	1.30	.10	.00	.00	.10	.60	.00	.00	.00
			Links 10+		.00	.00	.00	.00	.00	.00	.00	.00	.00	.00
58	2.30	(347, 8)	.00	2.30	.30	1.10	.10	.00	.10	.10	.60	.00	.00	.00
			Links 10+		.00	.00	.00	.00	.00	.00	.00	.00	.00	.00
59	2.30	(338,11)	.00	2.30	.80	.00	.00	.00	.00	.00	.10	.60	.00	.00
			Links 10+		.00	.80	.00	.00	.00	.00	.00	.00	.00	.00
60	2.20	(347, 8)	.00	2.20	.60	.80	.10	.00	.00	.10	.60	.00	.00	.00
			Links 10+		.00	.00	.00	.00	.00	.00	.00	.00	.00	.00

JOB: HSS FDR Air Quality Existing/105' Jets

RUN: FDR DRIVE BET E 67TH-75TH STS/105' JETS

CALM DURATION FREQUENCY

Hours of Consecutive Calm Winds	Frequency of Occurrence	(Julian day/hour ending) of Significant Occurrences
1	74	(5, 5)(8, 2)(14,10)(22,15)(23,13)(23,20)(24, 6)(24, 9)(25, 3)(26,13) (29,11)(33, 2)(39,22)(40,15)(61, 8)(62,14)(72,16)(72,18)(72,24)(74,17) (75, 3)(76,14)(87,22)(90,12)(92, 4)(92,10)(95, 3)(99,10)(99,22)(100, 5) (106,12)(110,21)(111,21)(113, 4)(119,11)(119,14)(120, 4)(121,14)(122,10)(125,16) (129, 7)(130, 1)(132, 7)(162, 1)(163, 1)(166, 1)(176, 1)(188, 7)(190, 1)(212, 1) (217, 1)(217, 7)(223, 1)(225, 7)(228, 1)(228, 7)(235, 1)(238, 7)(246, 1)(252, 7) (286, 1)(292, 1)(312, 7)(314, 1)(338,13)(339, 7)(339,13)(341, 7)(344, 1)(344,13) (348, 7)(354, 1)(357, 7)(358, 7)
2	9	(14, 8)(25, 1)(61,23)(74,24)(98,24)(99, 8)(105, 2)(115,24)(123, 6)
4	3	(14,16)(31, 8)(55,18)
5	2	(67, 6)(105, 9)
10	1	(304,17)

Program terminated normally

JOB: HSS FDR Air Quality Existing/105' Jets

RUN: FDR DRIVE BET E 67TH-75TH STS/105' JETS

General Information

Run start date: 1/ 1/ 2 Julian: 1
end date: 12/31/ 2 Julian: 365

A Tier 2 approach was used for input data preparation.

The MODE flag has been set to C for calculating CO averages.

Ambient background concentrations are included in the averages below.

Site & Meteorological Constants

VS = .0 CM/S VD = .0 CM/S Z0 = 175. CM ATIM = 60.

Met. Sfc. Sta. Id & Yr = 72503 2002
Upper Air Sta. Id & Yr = 94703 2002

CAUTION: The input years for the Run and Meteorological data differ. The respective values are: 2 and 2002.

Urban mixing heights were processed.

In 2002, Julian day 1 is a Tuesday.

The patterns from the input file have been assigned as follows:

Pattern # 1 is assigned to Monday.
Pattern # 1 is assigned to Tuesday.
Pattern # 1 is assigned to Wednesday.
Pattern # 1 is assigned to Thursday.
Pattern # 1 is assigned to Friday.
Pattern # 1 is assigned to Saturday.
Pattern # 1 is assigned to Sunday.

Link Data Constants - (Variable data in *.LNK file)

	LINK DESCRIPTION	LINK COORDINATES (FT) X1	Y1	X2	Y2	LENGTH (FT)	BRG (DEG)	TYPE	H (FT)	W (FT)	NLANES
1.	FDR N/B 67th-68th St	-132.0	-225.0	15.0	-10.0	260.	34.	AG	.0	36.0	
2.	FDR N/B 68th-71st St	15.0	-10.0	438.0	608.0	749.	34.	AG	.0	36.0	
3.	FDR N/B 71st-73rd St	438.0	608.0	773.0	1098.0	594.	34.	AG	.0	36.0	
4.	FDR N/B 73rd-75th St	773.0	1098.0	1056.0	1625.0	598.	28.	AG	.0	36.0	
5.	FDR S/B 75th-73rd St	743.0	1118.0	1026.0	1645.0	598.	28.	AG	.0	36.0	
6.	FDR S/B 73rd-71st St	408.0	628.0	743.0	1118.0	594.	34.	AG	.0	36.0	

JOB: HSS FDR Air Quality Existing/105' Jets

RUN: FDR DRIVE BET E 67TH-75TH STS/105' JETS

Link Data Constants - (Variable data in *.LNK file)

	LINK DESCRIPTION	LINK COORDINATES (FT) X1	Y1	X2	Y2	LENGTH (FT)	BRG (DEG)	TYPE	H (FT)	W (FT)	NLANES
7.	FDR S/B 71st-68th St	-15.0	10.0	408.0	628.0	749.	34.	AG	.0	36.0	
8.	FDR S/B 68th-67th St	-162.0	-205.0	-15.0	10.0	260.	34.	AG	.0	36.0	
9.	FDR Service Rd 73-71	385.0	644.0	720.0	1134.0	594.	34.	AG	.0	32.0	
10.	FDR Service Rd 68-71	-38.0	26.0	385.0	644.0	749.	34.	AG	.0	32.0	
11.	FDR N/B 105' Jets 71	438.0	608.0	497.0	695.0	105.	34.	AG	.0	32.0	
12.	FDR S/B 105' Jets 68	-15.0	10.0	-74.0	-77.0	105.	214.	AG	.0	32.0	

Receptor Data

	RECEPTOR	COORDINATES (FT) X	Y	Z
1.	RECEPTOR 1	34.0	23.0	6.0
2.	RECEPTOR 2	48.0	-4.0	6.0
3.	RECEPTOR 3	62.0	17.0	6.0
4.	RECEPTOR 4	75.0	37.0	6.0
5.	RECEPTOR 5	89.0	57.0	6.0
6.	RECEPTOR 6	103.0	77.0	6.0
7.	RECEPTOR 7	117.0	97.0	6.0
8.	RECEPTOR 8	130.0	117.0	6.0
9.	RECEPTOR 9	144.0	137.0	6.0
10.	RECEPTOR 10	158.0	158.0	6.0
11.	RECEPTOR 11	172.0	178.0	6.0
12.	RECEPTOR 12	186.0	198.0	6.0
13.	RECEPTOR 13	199.0	218.0	6.0
14.	RECEPTOR 14	213.0	238.0	6.0
15.	RECEPTOR 15	227.0	258.0	6.0
16.	RECEPTOR 16	241.0	278.0	6.0
17.	RECEPTOR 17	255.0	299.0	6.0
18.	RECEPTOR 18	268.0	319.0	6.0
19.	RECEPTOR 19	282.0	339.0	6.0
20.	RECEPTOR 20	296.0	359.0	6.0
21.	RECEPTOR 21	310.0	379.0	6.0
22.	RECEPTOR 22	323.0	399.0	6.0
23.	RECEPTOR 23	337.0	419.0	6.0
24.	RECEPTOR 24	351.0	440.0	6.0
25.	RECEPTOR 25	365.0	460.0	6.0
26.	RECEPTOR 26	379.0	480.0	6.0
27.	RECEPTOR 27	392.0	500.0	6.0
28.	RECEPTOR 28	406.0	520.0	6.0

JOB: HSS FDR Air Quality Existing/105' Jets

RUN: FDR DRIVE BET E 67TH-75TH STS/105' JETS

Receptor Data

	RECEPTOR	COORDINATES (FT) X	Y	Z
29.	RECEPTOR 29	420.0	540.0	6.0
30.	RECEPTOR 30	434.0	561.0	6.0
31.	RECEPTOR 31	447.0	581.0	6.0
32.	RECEPTOR 32	461.0	601.0	6.0
33.	RECEPTOR 33	475.0	621.0	6.0
34.	RECEPTOR 34	489.0	641.0	6.0
35.	RECEPTOR 35	503.0	661.0	6.0
36.	RECEPTOR 36	516.0	681.0	6.0
37.	RECEPTOR 37	530.0	702.0	6.0
38.	RECEPTOR 38	544.0	722.0	6.0
39.	RECEPTOR 39	558.0	742.0	6.0
40.	RECEPTOR 40	571.0	762.0	6.0
41.	RECEPTOR 41	585.0	782.0	6.0
42.	RECEPTOR 42	599.0	802.0	6.0
43.	RECEPTOR 43	613.0	822.0	6.0
44.	RECEPTOR 44	627.0	843.0	6.0
45.	RECEPTOR 45	640.0	863.0	6.0
46.	RECEPTOR 46	654.0	883.0	6.0
47.	RECEPTOR 47	668.0	903.0	6.0
48.	RECEPTOR 48	682.0	923.0	6.0
49.	RECEPTOR 49	696.0	943.0	6.0
50.	RECEPTOR 50	709.0	964.0	6.0
51.	RECEPTOR 51	723.0	984.0	6.0
52.	RECEPTOR 52	737.0	1004.0	6.0
53.	RECEPTOR 53	751.0	1024.0	6.0
54.	RECEPTOR 54	764.0	1044.0	6.0
55.	RECEPTOR 55	778.0	1064.0	6.0
56.	RECEPTOR 56	792.0	1084.0	6.0
57.	RECEPTOR 57	20.0	-44.0	6.0
58.	RECEPTOR 58	6.0	-64.0	6.0
59.	RECEPTOR 59	-7.0	-84.0	6.0
60.	RECEPTOR 60	-21.0	-104.0	6.0

JOB: HSS FDR Air Quality Existing/105' Jets

RUN: FDR DRIVE BET E 67TH-75TH STS/105' JETS

Model Results

Remarks : In search of the wind direction corresponding to the maximum concentration, only the first direction, of the directions with the same maximum concentrations, is indicated as the maximum.

* MAXIMUM HOURLY CONCENTRATIONS WITH ANY AMBIENT BACKGROUND CONCENTRATIONS (BKG) ADDED (PPM)

	REC1	REC2	REC3	REC4	REC5	REC6	REC7	REC8	REC9	REC10
MAX+BKG	2.5	2.4	2.5	2.6	2.6	2.5	2.4	2.4	2.5	2.4
- BKG	.0	.0	.0	.0	.0	.0	.0	.0	.0	.0
MAX	2.5	2.4	2.5	2.6	2.6	2.5	2.4	2.4	2.5	2.4
WIND DIR	352	258	237	237	237	237	237	237	237	237
JULIAN	192	24	21	21	21	21	21	21	21	21
HOUR	16	17	8	8	8	8	8	8	8	8

	REC11	REC12	REC13	REC14	REC15	REC16	REC17	REC18	REC19	REC20
MAX+BKG	2.4	2.4	2.4	2.4	2.4	2.5	2.5	2.4	2.4	2.4
- BKG	.0	.0	.0	.0	.0	.0	.0	.0	.0	.0
MAX	2.4	2.4	2.4	2.4	2.4	2.5	2.5	2.4	2.4	2.4
WIND DIR	237	237	237	237	237	237	237	237	237	237
JULIAN	21	21	21	21	21	21	21	21	21	21
HOUR	8	8	8	8	8	8	8	8	8	8

	REC21	REC22	REC23	REC24	REC25	REC26	REC27	REC28	REC29	REC30
MAX+BKG	2.4	2.4	2.4	2.4	2.4	2.4	2.4	2.5	2.5	2.7
- BKG	.0	.0	.0	.0	.0	.0	.0	.0	.0	.0
MAX	2.4	2.4	2.4	2.4	2.4	2.4	2.4	2.5	2.5	2.7
WIND DIR	237	237	237	237	237	237	237	21	21	21
JULIAN	21	21	21	21	21	21	21	307	307	307
HOUR	8	8	8	8	8	8	8	21	21	21

	REC31	REC32	REC33	REC34	REC35	REC36	REC37	REC38	REC39	REC40
MAX+BKG	2.9	3.3	3.2	3.3	3.3	3.6	3.1	2.8	2.5	2.4
- BKG	.0	.0	.0	.0	.0	.0	.0	.0	.0	.0
MAX	2.9	3.3	3.2	3.3	3.3	3.6	3.1	2.8	2.5	2.4
WIND DIR	3	3	352	237	237	237	237	237	226	224
JULIAN	304	304	192	21	21	21	21	21	225	208
HOUR	18	18	16	8	8	8	8	8	7	20

JOB: HSS FDR Air Quality Existing/105' Jets

RUN: FDR DRIVE BET E 67TH-75TH STS/105' JETS

* MAXIMUM HOURLY CONCENTRATIONS WITH ANY AMBIENT BACKGROUND CONCENTRATIONS (BKG) ADDED
* (PPM)

*	REC41	REC42	REC43	REC44	REC45	REC46	REC47	REC48	REC49	REC50
MAX+BKG *	2.3	2.2	2.1	2.2	2.2	2.2	2.1	2.1	2.0	2.1
- BKG *	.0	.0	.0	.0	.0	.0	.0	.0	.0	.0
MAX *	2.3	2.2	2.1	2.2	2.2	2.2	2.1	2.1	2.0	2.1
WIND DIR*	226	237	226	237	237	237	237	226	237	224
JULIAN *	225	21	225	21	21	21	21	225	21	208
HOUR *	7	8	7	8	8	8	8	7	8	20

*	REC51	REC52	REC53	REC54	REC55	REC56	REC57	REC58	REC59	REC60
MAX+BKG *	2.1	2.1	2.1	2.1	1.9	1.9	2.3	2.5	2.5	2.4
- BKG *	.0	.0	.0	.0	.0	.0	.0	.0	.0	.0
MAX *	2.1	2.1	2.1	2.1	1.9	1.9	2.3	2.5	2.5	2.4
WIND DIR*	224	226	226	3	237	237	352	352	352	352
JULIAN *	208	225	225	304	21	21	192	192	192	192
HOUR *	20	7	7	18	8	8	16	16	16	16

THE HIGHEST CONCENTRATION OF 3.60 PPM OCCURRED AT RECEPTOR REC36.

==========
Output Section
==========

NOTES PERTAINING TO THE REPORT

1. THE HIGHEST AVERAGE IN EACH OF THE FIRST TWO COLUMNS OF EACH TABLE BELOW ARE SUFFIXED BY AN ASTERISK (*). FOR PM OUTPUT, THERE IS ONLY ONE COLUMN AND ASTERISK FOR THE ANNUAL AVERAGE/PERIOD OF CONCERN TABLE.

2. THE NUMBERS IN PARENTHESES ARE THE JULIAN DAY AND ENDING HOUR FOR THE PRECEDING AVERAGE.

3. THE NUMBER OF CALM HOURS USED IN PRODUCING EACH AVERAGE ARE PREFIXED BY A C.

PRIMARY AVERAGES.

MAXIMUM 8-HOUR RUNNING NONOVERLAPPING AVERAGE CONCENTRATIONS
IN PARTS PER MILLION (PPM),
INCLUDING AMBIENT BACKGROUND CONCENTRATIONS.

Receptor Number	Highest Conc	Highest Ending Day Hr	Highest Calm	Second highest Conc	Second highest Ending Day Hr	Second highest Calm
1	1.28	(238,17)	C 2	1.27	(304,19)	C 2
2	1.25	(304,19)	C 2	1.12	(238,15)	C 2
3	1.25	(304,19)	C 2	1.13	(267,22)	C 0
4	1.27	(304,21)	C 2	1.20	(352,24)	C 2
5	1.27	(304,21)	C 2	1.18	(352,24)	C 2
6	1.23	(304,19)	C 2	1.23	(352,24)	C 2
7	1.23	(304,21)	C 2	1.17	(352,24)	C 2
8	1.27	(304,21)	C 2	1.20	(352,24)	C 2
9	1.23	(304,21)	C 2	1.18	(352,24)	C 2
10	1.23	(304,19)	C 2	1.18	(352,24)	C 2
11	1.25	(352,24)	C 2	1.22	(304,19)	C 2
12	1.23	(352,24)	C 2	1.23	(304,21)	C 2
13	1.25	(304,21)	C 2	1.22	(352,24)	C 2
14	1.25	(352,24)	C 2	1.25	(304,21)	C 2
15	1.25	(304,21)	C 2	1.22	(352,24)	C 2
16	1.27	(304,21)	C 2	1.18	(352,24)	C 2
17	1.25	(304,21)	C 2	1.15	(352,24)	C 2
18	1.25	(304,21)	C 2	1.18	(352,24)	C 2
19	1.23	(304,21)	C 2	1.15	(352,24)	C 2
20	1.27	(304,21)	C 2	1.15	(352,24)	C 2
21	1.25	(304,19)	C 2	1.15	(352,24)	C 2
22	1.27	(304,21)	C 2	1.18	(352,24)	C 2
23	1.23	(304,21)	C 2	1.17	(352,24)	C 2
24	1.25	(304,21)	C 2	1.17	(352,24)	C 2

JOB: HSS FDR Air Quality Existing/105' Jets RUN: FDR DRIVE BET E 67TH-75TH STS/105' JETS

MAXIMUM 8-HOUR RUNNING NONOVERLAPPING AVERAGE CONCENTRATIONS
IN PARTS PER MILLION (PPM),
INCLUDING AMBIENT BACKGROUND CONCENTRATIONS.

Receptor Number	Highest Conc	Highest Ending Day Hr	Highest Calm	Second highest Conc	Second highest Ending Day Hr	Second highest Calm
25	1.27	(304,21)	C 2	1.17	(352,24)	C 2
26	1.27	(304,21)	C 2	1.18	(267,22)	C 0
27	1.30	(304,21)	C 2	1.20	(297,15)	C 1
28	1.30	(304,21)	C 2	1.23	(243, 1)	C 1
29	1.35	(304,21)	C 2	1.28	(267,22)	C 0
30	1.42	(304,21)	C 2	1.36	(267,23)	C 0
31	1.58	(304,19)	C 2	1.43	(297,15)	C 1
32	1.78*	(304,19)	C 2	1.67*	(297,15)	C 1
33	1.75	(304,19)	C 2	1.67	(297,15)	C 1
34	1.67	(352,24)	C 2	1.63	(304,19)	C 2
35	1.67	(352,24)	C 2	1.56	(114,13)	C 1
36	1.58	(352,24)	C 2	1.54	(27,14)	C 0
37	1.47	(352,24)	C 2	1.42	(27,13)	C 0
38	1.35	(352,24)	C 2	1.26	(27,13)	C 0
39	1.20	(352,24)	C 2	1.15	(27,13)	C 0
40	1.18	(352,24)	C 2	1.09	(27,13)	C 0
41	1.20	(352,24)	C 2	1.05	(304,21)	C 2
42	1.15	(352,24)	C 2	1.05	(304,21)	C 2
43	1.10	(352,24)	C 2	1.05	(304,21)	C 2
44	1.08	(304,21)	C 2	1.07	(352,24)	C 2
45	1.08	(304,21)	C 2	1.07	(352,24)	C 2
46	1.08	(352,24)	C 2	1.03	(304,21)	C 2
47	1.08	(352,24)	C 2	1.03	(304,21)	C 2
48	1.07	(352,24)	C 2	1.05	(304,21)	C 2
49	1.03	(352,24)	C 2	1.03	(304,21)	C 2
50	1.08	(352,24)	C 2	1.05	(304,21)	C 2
51	1.08	(352,24)	C 2	1.03	(304,21)	C 2
52	1.07	(352,24)	C 2	1.03	(304,21)	C 2
53	1.07	(352,24)	C 2	1.00	(304,21)	C 2
54	1.10	(352,24)	C 2	1.08	(304,21)	C 2
55	1.07	(352,24)	C 2	1.02	(304,21)	C 2
56	1.05	(352,24)	C 2	1.02	(304,21)	C 2
57	1.28	(238,17)	C 2	1.24	(114,13)	C 1
58	1.35	(304,19)	C 2	1.30	(238,17)	C 2
59	1.37	(304,19)	C 2	1.33	(297,15)	C 1
60	1.37	(304,19)	C 2	1.33	(297,15)	C 1

FIVE HIGHEST 1-HOUR END-TO-END AVERAGE CONCENTRATIONS IN PARTS PER MILLION
INCLUDING AMBIENT BACKGROUND CONCENTRATIONS.

Rcptr No.	Highest Conc	Highest Ending Day Hr	Highest Calm	Second Highest Conc	Second Highest Ending Day Hr	Second Highest Calm	Third Highest Conc	Third Highest Ending Day Hr	Third Highest Calm	Fourth Highest Conc	Fourth Highest Ending Day Hr	Fourth Highest Calm	Fifth Highest Conc	Fifth Highest Ending Day Hr	Fifth Highest Calm
1	2.50	(192,16)	C 0	2.40	(24,17)	C 0	2.20	(21, 8)	C 0	2.20	(304,18)	C 0	2.10	(116,21)	C 0

JOB: HSS FDR Air Quality Existing/105' Jets RUN: FDR DRIVE BET E 67TH-75TH STS/105' JETS

FIVE HIGHEST 1-HOUR END-TO-END AVERAGE CONCENTRATIONS IN PARTS PER MILLION
INCLUDING AMBIENT BACKGROUND CONCENTRATIONS.

Rcptr	Highest			Second Highest			Third Highest			Fourth Highest			Fifth Highest		
No.	Conc	Ending Day Hr	Calm	Conc	Ending Day Hr	Calm	Conc	Ending Day Hr	Calm	Conc	Ending Day Hr	Calm	Conc	Ending Day Hr	Calm
2	2.40	(24,17)	C 0	2.30	(192,16)	C 0	2.20	(21, 8)	C 0	2.20	(304,18)	C 0	2.10	(307,21)	C 0
3	2.50	(21, 8)	C 0	2.40	(24,17)	C 0	2.30	(192,16)	C 0	2.20	(304,18)	C 0	2.10	(307,21)	C 0
4	2.60	(21, 8)	C 0	2.30	(192,16)	C 0	2.20	(24,17)	C 0	2.20	(251,22)	C 0	2.20	(304,18)	C 0
5	2.60	(21, 8)	C 0	2.30	(192,16)	C 0	2.20	(47,10)	C 0	2.20	(304,18)	C 0	2.20	(307,21)	C 0
6	2.50	(21, 8)	C 0	2.30	(192,16)	C 0	2.30	(307,21)	C 0	2.20	(304,18)	C 0	2.10	(251,22)	C 0
7	2.40	(21, 8)	C 0	2.20	(192,16)	C 0	2.20	(304,18)	C 0	2.20	(307,21)	C 0	2.10	(47,10)	C 0
8	2.40	(21, 8)	C 0	2.30	(192,16)	C 0	2.20	(304,18)	C 0	2.10	(225, 7)	C 0	2.10	(307,21)	C 0
9	2.50	(21, 8)	C 0	2.30	(192,16)	C 0	2.20	(304,18)	C 0	2.10	(47,10)	C 0	2.10	(225, 7)	C 0
10	2.40	(21, 8)	C 0	2.30	(192,16)	C 0	2.20	(225, 7)	C 0	2.20	(304,18)	C 0	2.10	(208,20)	C 0
11	2.40	(21, 8)	C 0	2.30	(192,16)	C 0	2.20	(304,18)	C 0	2.10	(225, 7)	C 0	2.10	(297,19)	C 0
12	2.40	(21, 8)	C 0	2.20	(192,16)	C 0	2.20	(304,18)	C 0	2.10	(297,19)	C 0	2.10	(47,10)	C 0
13	2.40	(21, 8)	C 0	2.30	(192,16)	C 0	2.20	(225, 7)	C 0	2.20	(304,18)	C 0	2.10	(47,10)	C 0
14	2.40	(21, 8)	C 0	2.20	(192,16)	C 0	2.20	(304,18)	C 0	2.10	(297,19)	C 0	2.10	(225, 7)	C 0
15	2.40	(21, 8)	C 0	2.20	(192,16)	C 0	2.20	(304,18)	C 0	2.10	(297,19)	C 0	2.10	(225, 7)	C 0
16	2.50	(21, 8)	C 0	2.20	(192,16)	C 0	2.20	(304,18)	C 0	2.10	(297,19)	C 0	2.10	(225, 7)	C 0
17	2.50	(21, 8)	C 0	2.20	(116,21)	C 0	2.20	(208,20)	C 0	2.20	(225, 7)	C 0	2.20	(304,18)	C 0
18	2.40	(21, 8)	C 0	2.30	(225, 7)	C 0	2.20	(116,21)	C 0	2.20	(208,20)	C 0	2.20	(304,18)	C 0
19	2.40	(21, 8)	C 0	2.30	(225, 7)	C 0	2.20	(192,16)	C 0	2.20	(208,20)	C 0	2.20	(304,18)	C 0
20	2.40	(21, 8)	C 0	2.30	(192,16)	C 0	2.30	(225, 7)	C 0	2.20	(208,20)	C 0	2.20	(304,18)	C 0
21	2.40	(21, 8)	C 0	2.30	(192,16)	C 0	2.30	(225, 7)	C 0	2.20	(208,20)	C 0	2.20	(304,18)	C 0
22	2.40	(21, 8)	C 0	2.30	(208,20)	C 0	2.20	(192,16)	C 0	2.20	(304,18)	C 0	2.20	(225, 7)	C 0
23	2.40	(21, 8)	C 0	2.30	(192,16)	C 0	2.30	(208,20)	C 0	2.20	(304,18)	C 0	2.20	(225, 7)	C 0
24	2.40	(21, 8)	C 0	2.30	(192,16)	C 0	2.30	(208,20)	C 0	2.20	(116,21)	C 0	2.20	(307,21)	C 0
25	2.40	(21, 8)	C 0	2.20	(307,21)	C 0	2.20	(192,16)	C 0	2.20	(208,20)	C 0	2.20	(225, 7)	C 0
26	2.40	(21, 8)	C 0	2.30	(304,18)	C 0	2.20	(307,21)	C 0	2.20	(192,16)	C 0	2.20	(208,20)	C 0
27	2.40	(21, 8)	C 0	2.40	(307,21)	C 0	2.30	(192,16)	C 0	2.30	(225, 7)	C 0	2.30	(304,18)	C 0
28	2.50	(307,21)	C 0	2.40	(21, 8)	C 0	2.30	(192,16)	C 0	2.30	(304,18)	C 0	2.20	(208,20)	C 0
29	2.50	(307,21)	C 0	2.40	(192,16)	C 0	2.40	(21, 8)	C 0	2.40	(304,18)	C 0	2.20	(116,21)	C 0
30	2.70	(307,21)	C 0	2.60	(304,18)	C 0	2.50	(192,16)	C 0	2.40	(21, 8)	C 0	2.30	(116,21)	C 0
31	2.90	(304,18)	C 0	2.90	(192,16)	C 0	2.80	(307,21)	C 0	2.70	(252, 8)	C 0	2.60	(293,18)	C 0
32	3.30	(304,18)	C 0	3.20*	(192,16)	C 0	3.10	(252, 8)	C 0	3.00	(293,18)	C 0	2.90	(328,20)	C 0
33	3.20	(192,16)	C 0	3.10	(252, 8)	C 0	3.10	(304,18)	C 0	3.00	(293,18)	C 0	2.90	(21, 8)	C 0
34	3.30	(21, 8)	C 0	3.00	(24,17)	C 0	3.00	(192,16)	C 0	2.90	(252, 8)	C 0	2.90	(304,18)	C 0
35	3.30	(21, 8)	C 0	3.00	(225, 7)	C 0	2.90	(24,17)	C 0	2.90	(47,10)	C 0	2.80	(251,22)	C 0
36	3.60*	(21, 8)	C 0	3.20	(47,10)	C 0	3.20	(225, 7)	C 0	3.10	(208,20)	C 0	3.00	(24,17)	C 0
37	3.10	(21, 8)	C 0	3.00	(225, 7)	C 0	2.90	(47,10)	C 0	2.90	(208,20)	C 0	2.70	(27, 8)	C 0
38	2.80	(21, 8)	C 0	2.70	(208,20)	C 0	2.60	(225, 7)	C 0	2.30	(27, 8)	C 0	2.30	(353,18)	C 0
39	2.50	(225, 7)	C 0	2.40	(21, 8)	C 0	2.40	(208,20)	C 0	2.10	(29, 8)	C 0	2.10	(47,10)	C 0
40	2.40	(208,20)	C 0	2.30	(21, 8)	C 0	2.30	(225, 7)	C 0	2.10	(47,10)	C 0	2.00	(27, 8)	C 0
41	2.30	(225, 7)	C 0	2.20	(21, 8)	C 0	2.20	(208,20)	C 0	1.90	(27, 8)	C 0	1.90	(29, 8)	C 0
42	2.20	(21, 8)	C 0	2.20	(225, 7)	C 0	2.10	(208,20)	C 0	1.80	(27, 8)	C 0	1.80	(29, 8)	C 0

JOB: HSS FDR Air Quality Existing/105' Jets

RUN: FDR DRIVE BET E 67TH-75TH STS/105' JETS

FIVE HIGHEST 1-HOUR END-TO-END AVERAGE CONCENTRATIONS IN PARTS PER MILLION
INCLUDING AMBIENT BACKGROUND CONCENTRATIONS.

Rcptr	Highest Ending			Second Highest Ending			Third Highest Ending			Fourth Highest Ending			Fifth Highest Ending		
No.	Conc	Day Hr	Calm	Conc	Day Hr	Calm	Conc	Day Hr	Calm	Conc	Day Hr	Calm	Conc	Day Hr	Calm
43	2.10	(225, 7)	C 0	2.10	(21, 8)	C 0	2.10	(208,20)	C 0	1.90	(47,10)	C 0	1.80	(353,18)	C 0
44	2.20	(21, 8)	C 0	2.10	(225, 7)	C 0	2.10	(208,20)	C 0	1.90	(47,10)	C 0	1.90	(192,16)	C 0
45	2.20	(21, 8)	C 0	2.10	(225, 7)	C 0	2.00	(47,10)	C 0	2.00	(208,20)	C 0	1.90	(192,16)	C 0
46	2.20	(21, 8)	C 0	2.00	(225, 7)	C 0	1.90	(208,20)	C 0	1.90	(47,10)	C 0	1.90	(192,16)	C 0
47	2.10	(21, 8)	C 0	2.00	(208,20)	C 0	2.00	(225, 7)	C 0	1.90	(47,10)	C 0	1.90	(192,16)	C 0
48	2.10	(225, 7)	C 0	2.00	(21, 8)	C 0	2.00	(208,20)	C 0	1.90	(192,16)	C 0	1.90	(304,18)	C 0
49	2.00	(21, 8)	C 0	2.00	(208,20)	C 0	2.00	(225, 7)	C 0	1.90	(304,18)	C 0	1.80	(27, 8)	C 0
50	2.10	(208,20)	C 0	2.00	(21, 8)	C 0	2.00	(192,16)	C 0	2.00	(225, 7)	C 0	1.90	(304,18)	C 0
51	2.10	(208,20)	C 0	2.00	(21, 8)	C 0	2.00	(225, 7)	C 0	1.90	(192,16)	C 0	1.80	(27, 8)	C 0
52	2.10	(225, 7)	C 0	2.00	(21, 8)	C 0	2.00	(208,20)	C 0	1.90	(304,18)	C 0	1.80	(27, 8)	C 0
53	2.10	(225, 7)	C 0	2.00	(21, 8)	C 0	1.90	(208,20)	C 0	1.90	(304,18)	C 0	1.80	(27, 8)	C 0
54	2.10	(304,18)	C 0	2.00	(208,20)	C 0	2.00	(225, 7)	C 0	1.90	(21, 8)	C 0	1.90	(192,16)	C 0
55	1.90	(21, 8)	C 0	1.90	(192,16)	C 0	1.90	(208,20)	C 0	1.90	(225, 7)	C 0	1.90	(304,18)	C 0
56	1.90	(21, 8)	C 0	1.90	(208,20)	C 0	1.90	(225, 7)	C 0	1.90	(304,18)	C 0	1.80	(27, 8)	C 0
57	2.30	(192,16)	C 0	2.20	(24,17)	C 0	2.10	(286,19)	C 0	2.10	(11, 8)	C 0	2.10	(107, 8)	C 0
58	2.50	(192,16)	C 0	2.20	(11, 8)	C 0	2.20	(304,18)	C 0	2.10	(344,17)	C 0	2.10	(352,17)	C 0
59	2.50	(192,16)	C 0	2.30	(293,18)	C 0	2.30	(304,18)	C 0	2.20	(11, 8)	C 0	2.20	(252, 8)	C 0
60	2.40	(192,16)	C 0	2.40	(304,18)	C 0	2.30	(252, 8)	C 0	2.20	(293,18)	C 0	2.10	(260,20)	C 0

MAXIMUM 8-HOUR AVERAGED LINK CONTRIBUTIONS
IN PARTS PER MILLION (PPM)
INCLUDING AMBIENT BACKGROUND CONCENTRATIONS.

Rcptr No.	Total Conc	Ending Day Hr	Ambient Backgnd	Total Link	Link +1	Link +2	Link +3	Link +4	Link +5	Link +6	Link +7	Link +8	Link +9	Link +10
1	1.28	(238,17)	.00	1.28	.30	.28	.00	.00	.00	.00	.18	.22	.00	.00
			Links	10+	.00	.30	.00	.00	.00	.00	.00	.00	.00	.00
2	1.25	(304,19)	.00	1.25	.00	.78	.02	.00	.00	.02	.42	.00	.00	.02
			Links	10+	.00	.00	.00	.00	.00	.00	.00	.00	.00	.00
3	1.25	(304,19)	.00	1.25	.00	.78	.02	.00	.00	.02	.42	.00	.00	.02
			Links	10+	.00	.00	.00	.00	.00	.00	.00	.00	.00	.00
4	1.27	(304,21)	.00	1.27	.08	.73	.02	.00	.00	.02	.32	.05	.00	.02
			Links	10+	.00	.03	.00	.00	.00	.00	.00	.00	.00	.00
5	1.27	(304,21)	.00	1.27	.05	.77	.02	.00	.00	.02	.33	.03	.00	.02
			Links	10+	.00	.03	.00	.00	.00	.00	.00	.00	.00	.00
6	1.23	(304,19)	.00	1.23	.00	.78	.02	.00	.00	.02	.40	.00	.00	.02
			Links	10+	.00	.00	.00	.00	.00	.00	.00	.00	.00	.00
7	1.23	(304,21)	.00	1.23	.03	.77	.02	.00	.00	.02	.32	.03	.00	.02
			Links	10+	.00	.03	.00	.00	.00	.00	.00	.00	.00	.00

JOB: HSS FDR Air Quality Existing/105' Jets

RUN: FDR DRIVE BET E 67TH-75TH STS/105' JETS

LINK CONTRIBUTION TABLES

MAXIMUM 8-HOUR AVERAGED LINK CONTRIBUTIONS
IN PARTS PER MILLION (PPM)
INCLUDING AMBIENT BACKGROUND CONCENTRATIONS.

Rcptr No.	Total Conc	Ending Day Hr	Ambient Backgnd	Total Link	Link +1	Link +2	Link +3	Link +4	Link +5	Link +6	Link +7	Link +8	Link +9	Link +10
8	1.27	(304,21)	.00	1.27	.03	.78	.02	.00	.00	.02	.33	.03	.00	.02
				Links 10+	.00	.03	.00	.00	.00	.00	.00	.00	.00	.00
9	1.23	(304,21)	.00	1.23	.02	.78	.02	.00	.00	.02	.33	.03	.00	.02
				Links 10+	.00	.02	.00	.00	.00	.00	.00	.00	.00	.00
10	1.23	(304,19)	.00	1.23	.00	.78	.02	.00	.00	.02	.40	.00	.00	.02
				Links 10+	.00	.00	.00	.00	.00	.00	.00	.00	.00	.00
11	1.25	(352,24)	.00	1.25	.07	.75	.00	.00	.00	.00	.30	.07	.00	.02
				Links 10+	.00	.05	.00	.00	.00	.00	.00	.00	.00	.00
12	1.23	(352,24)	.00	1.23	.07	.75	.00	.00	.00	.00	.30	.07	.00	.00
				Links 10+	.00	.05	.00	.00	.00	.00	.00	.00	.00	.00
13	1.25	(304,21)	.00	1.25	.02	.80	.02	.00	.00	.02	.35	.02	.00	.02
				Links 10+	.00	.02	.00	.00	.00	.00	.00	.00	.00	.00
14	1.25	(352,24)	.00	1.25	.05	.78	.00	.00	.00	.00	.30	.05	.00	.02
				Links 10+	.00	.05	.00	.00	.00	.00	.00	.00	.00	.00
15	1.25	(304,21)	.00	1.25	.02	.80	.02	.00	.00	.02	.35	.02	.00	.02
				Links 10+	.00	.02	.00	.00	.00	.00	.00	.00	.00	.00
16	1.27	(304,21)	.00	1.27	.02	.80	.02	.00	.00	.02	.35	.02	.00	.02
				Links 10+	.02	.02	.00	.00	.00	.00	.00	.00	.00	.00
17	1.25	(304,21)	.00	1.25	.02	.80	.02	.00	.00	.02	.33	.02	.00	.02
				Links 10+	.02	.02	.00	.00	.00	.00	.00	.00	.00	.00
18	1.25	(304,21)	.00	1.25	.00	.80	.02	.00	.02	.02	.35	.02	.00	.02
				Links 10+	.02	.00	.00	.00	.00	.00	.00	.00	.00	.00
19	1.23	(304,21)	.00	1.23	.00	.78	.02	.00	.02	.02	.35	.02	.00	.02
				Links 10+	.02	.00	.00	.00	.00	.00	.00	.00	.00	.00
20	1.27	(304,21)	.00	1.27	.00	.78	.03	.00	.02	.03	.35	.02	.00	.02
				Links 10+	.02	.00	.00	.00	.00	.00	.00	.00	.00	.00
21	1.25	(304,19)	.00	1.25	.00	.75	.03	.00	.02	.03	.38	.00	.00	.02
				Links 10+	.02	.00	.00	.00	.00	.00	.00	.00	.00	.00
22	1.27	(304,21)	.00	1.27	.00	.80	.03	.00	.02	.05	.35	.00	.00	.00
				Links 10+	.02	.00	.00	.00	.00	.00	.00	.00	.00	.00
23	1.23	(304,21)	.00	1.23	.00	.78	.03	.00	.02	.05	.33	.00	.00	.00
				Links 10+	.02	.00	.00	.00	.00	.00	.00	.00	.00	.00
24	1.25	(304,21)	.00	1.25	.00	.80	.03	.02	.02	.05	.32	.00	.00	.00
				Links 10+	.02	.00	.00	.00	.00	.00	.00	.00	.00	.00
25	1.27	(304,21)	.00	1.27	.00	.77	.07	.02	.02	.05	.32	.00	.00	.00
				Links 10+	.03	.00	.00	.00	.00	.00	.00	.00	.00	.00
26	1.27	(304,21)	.00	1.27	.00	.75	.07	.02	.02	.07	.28	.00	.02	.00
				Links 10+	.05	.00	.00	.00	.00	.00	.00	.00	.00	.00

JOB: HSS FDR Air Quality Existing/105' Jets

RUN: FDR DRIVE BET E 67TH-75TH STS/105' JETS

LINK CONTRIBUTION TABLES

MAXIMUM 8-HOUR AVERAGED LINK CONTRIBUTIONS
IN PARTS PER MILLION (PPM)
INCLUDING AMBIENT BACKGROUND CONCENTRATIONS.

Rcptr No.	Total Conc	Ending Day Hr	Ambient Backgnd	Total Link	Link +1	Link +2	Link +3	Link +4	Link +5	Link +6	Link +7	Link +8	Link +9	Link +10
27	1.30	(304,21)	.00	1.30	.00	.77	.07	.02	.02	.10	.27	.00	.02	.00
			Links	10+	.05	.00	.00	.00	.00	.00	.00	.00	.00	.00
28	1.30	(304,21)	.00	1.30	.00	.72	.10	.02	.02	.12	.23	.00	.02	.00
			Links	10+	.08	.00	.00	.00	.00	.00	.00	.00	.00	.00
29	1.35	(304,21)	.00	1.35	.00	.67	.15	.02	.02	.15	.20	.00	.02	.00
			Links	10+	.13	.00	.00	.00	.00	.00	.00	.00	.00	.00
30	1.42	(304,21)	.00	1.42	.00	.58	.22	.02	.02	.20	.13	.00	.02	.00
			Links	10+	.23	.00	.00	.00	.00	.00	.00	.00	.00	.00
31	1.58	(304,19)	.00	1.58	.00	.28	.40	.02	.02	.28	.07	.00	.03	.00
			Links	10+	.48	.00	.00	.00	.00	.00	.00	.00	.00	.00
32	1.78	(304,19)	.00	1.78	.00	.02	.60	.02	.02	.32	.00	.00	.03	.00
			Links	10+	.78	.00	.00	.00	.00	.00	.00	.00	.00	.00
33	1.75	(304,19)	.00	1.75	.00	.00	.63	.02	.02	.33	.00	.00	.03	.00
			Links	10+	.72	.00	.00	.00	.00	.00	.00	.00	.00	.00
34	1.67	(352,24)	.00	1.67	.00	.40	.38	.00	.00	.10	.27	.00	.02	.00
			Links	10+	.50	.00	.00	.00	.00	.00	.00	.00	.00	.00
35	1.67	(352,24)	.00	1.67	.00	.30	.43	.00	.00	.10	.25	.00	.02	.00
			Links	10+	.57	.00	.00	.00	.00	.00	.00	.00	.00	.00
36	1.58	(352,24)	.00	1.58	.00	.23	.48	.00	.00	.13	.22	.00	.02	.00
			Links	10+	.50	.00	.00	.00	.00	.00	.00	.00	.00	.00
37	1.47	(352,24)	.00	1.47	.00	.20	.52	.00	.00	.17	.20	.00	.02	.00
			Links	10+	.37	.00	.00	.00	.00	.00	.00	.00	.00	.00
38	1.35	(352,24)	.00	1.35	.00	.18	.53	.00	.00	.17	.17	.00	.02	.00
			Links	10+	.28	.00	.00	.00	.00	.00	.00	.00	.00	.00
39	1.20	(352,24)	.00	1.20	.00	.12	.53	.00	.00	.18	.15	.00	.02	.00
			Links	10+	.20	.00	.00	.00	.00	.00	.00	.00	.00	.00
40	1.18	(352,24)	.00	1.18	.00	.12	.57	.00	.00	.20	.13	.00	.02	.00
			Links	10+	.15	.00	.00	.00	.00	.00	.00	.00	.00	.00
41	1.20	(352,24)	.00	1.20	.00	.12	.60	.00	.00	.20	.13	.00	.02	.00
			Links	10+	.13	.00	.00	.00	.00	.00	.00	.00	.00	.00
42	1.15	(352,24)	.00	1.15	.00	.10	.60	.00	.00	.23	.12	.00	.02	.00
			Links	10+	.08	.00	.00	.00	.00	.00	.00	.00	.00	.00
43	1.10	(352,24)	.00	1.10	.00	.08	.60	.00	.00	.23	.10	.00	.02	.00
			Links	10+	.07	.00	.00	.00	.00	.00	.00	.00	.00	.00
44	1.08	(304,21)	.00	1.08	.00	.03	.62	.03	.05	.27	.03	.00	.03	.00
			Links	10+	.02	.00	.00	.00	.00	.00	.00	.00	.00	.00
45	1.08	(304,21)	.00	1.08	.00	.02	.63	.03	.05	.27	.03	.00	.03	.00
			Links	10+	.02	.00	.00	.00	.00	.00	.00	.00	.00	.00

JOB: HSS FDR Air Quality Existing/105' Jets

RUN: FDR DRIVE BET E 67TH-75TH STS/105' JETS

LINK CONTRIBUTION TABLES

MAXIMUM 8-HOUR AVERAGED LINK CONTRIBUTIONS
IN PARTS PER MILLION (PPM)
INCLUDING AMBIENT BACKGROUND CONCENTRATIONS.

Rcptr No.	Total Conc	Ending Day Hr	Ambient Backgnd	Total Link	Link +1	Link +2	Link +3	Link +4	Link +5	Link +6	Link +7	Link +8	Link +9	Link +10
46	1.08	(352,24)	.00	1.08	.00	.07	.62	.00	.00	.27	.07	.00	.02	.00
			Links	10+	.05	.00	.00	.00	.00	.00	.00	.00	.00	.00
47	1.08	(352,24)	.00	1.08	.00	.07	.62	.00	.00	.27	.07	.00	.02	.00
			Links	10+	.05	.00	.00	.00	.00	.00	.00	.00	.00	.00
48	1.07	(352,24)	.00	1.07	.00	.07	.62	.00	.00	.27	.07	.00	.02	.00
			Links	10+	.03	.00	.00	.00	.00	.00	.00	.00	.00	.00
49	1.03	(352,24)	.00	1.03	.00	.07	.60	.00	.00	.27	.07	.00	.03	.00
			Links	10+	.00	.00	.00	.00	.00	.00	.00	.00	.00	.00
50	1.08	(352,24)	.00	1.08	.00	.07	.65	.00	.00	.27	.07	.00	.03	.00
			Links	10+	.00	.00	.00	.00	.00	.00	.00	.00	.00	.00
51	1.08	(352,24)	.00	1.08	.00	.07	.65	.00	.00	.27	.07	.00	.03	.00
			Links	10+	.00	.00	.00	.00	.00	.00	.00	.00	.00	.00
52	1.07	(352,24)	.00	1.07	.00	.07	.63	.00	.00	.27	.07	.00	.03	.00
			Links	10+	.00	.00	.00	.00	.00	.00	.00	.00	.00	.00
53	1.07	(352,24)	.00	1.07	.00	.07	.63	.00	.00	.27	.07	.00	.03	.00
			Links	10+	.00	.00	.00	.00	.00	.00	.00	.00	.00	.00
54	1.10	(352,24)	.00	1.10	.00	.07	.65	.00	.02	.27	.07	.00	.03	.00
			Links	10+	.00	.00	.00	.00	.00	.00	.00	.00	.00	.00
55	1.07	(352,24)	.00	1.07	.00	.07	.63	.02	.05	.23	.05	.00	.02	.00
			Links	10+	.00	.00	.00	.00	.00	.00	.00	.00	.00	.00
56	1.05	(352,24)	.00	1.05	.00	.05	.53	.12	.08	.20	.05	.00	.02	.00
			Links	10+	.00	.00	.00	.00	.00	.00	.00	.00	.00	.00
57	1.28	(238,17)	.00	1.28	.45	.08	.00	.00	.00	.00	.10	.27	.00	.00
			Links	10+	.00	.38	.00	.00	.00	.00	.00	.00	.00	.00
58	1.35	(304,19)	.00	1.35	.45	.25	.00	.00	.00	.02	.27	.15	.00	.02
			Links	10+	.00	.20	.00	.00	.00	.00	.00	.00	.00	.00
59	1.37	(304,19)	.00	1.37	.48	.18	.00	.00	.00	.00	.20	.20	.00	.02
			Links	10+	.00	.28	.00	.00	.00	.00	.00	.00	.00	.00
60	1.37	(304,19)	.00	1.37	.53	.12	.00	.00	.00	.00	.17	.22	.00	.00
			Links	10+	.00	.33	.00	.00	.00	.00	.00	.00	.00	.00

JOB: HSS FDR Air Quality Existing/105' Jets

RUN: FDR DRIVE BET E 67TH-75TH STS/105' JETS

LINK CONTRIBUTION TABLES

SECOND HIGHEST 8-HOUR AVERAGED LINK CONTRIBUTIONS
IN PARTS PER MILLION (PPM)
INCLUDING AMBIENT BACKGROUND CONCENTRATIONS.

Rcptr No.	Total Conc	Ending Day Hr	Ambient Backgnd	Total Link	Link +1	Link +2	Link +3	Link +4	Link +5	Link +6	Link +7	Link +8	Link +9	Link +10
1	1.27	(304,19)	.00	1.27	.02	.77	.02	.00	.00	.02	.40	.02	.00	.02
				Links 10+	.00	.02	.00	.00	.00	.00	.00	.00	.00	.00
2	1.12	(238,15)	.00	1.12	.02	.67	.00	.00	.00	.00	.32	.05	.00	.00
				Links 10+	.00	.07	.00	.00	.00	.00	.00	.00	.00	.00
3	1.13	(267,22)	.00	1.13	.00	.75	.01	.00	.00	.01	.35	.00	.00	.00
				Links 10+	.00	.00	.00	.00	.00	.00	.00	.00	.00	.00
4	1.20	(352,24)	.00	1.20	.22	.55	.00	.00	.00	.00	.12	.17	.00	.02
				Links 10+	.00	.13	.00	.00	.00	.00	.00	.00	.00	.00
5	1.18	(352,24)	.00	1.18	.15	.58	.00	.00	.00	.00	.15	.15	.00	.02
				Links 10+	.00	.13	.00	.00	.00	.00	.00	.00	.00	.00
6	1.23	(352,24)	.00	1.23	.13	.63	.00	.00	.00	.00	.20	.13	.00	.00
				Links 10+	.00	.13	.00	.00	.00	.00	.00	.00	.00	.00
7	1.17	(352,24)	.00	1.17	.10	.65	.00	.00	.00	.00	.20	.12	.00	.00
				Links 10+	.00	.10	.00	.00	.00	.00	.00	.00	.00	.00
8	1.20	(352,24)	.00	1.20	.07	.70	.00	.00	.00	.00	.22	.10	.00	.02
				Links 10+	.00	.10	.00	.00	.00	.00	.00	.00	.00	.00
9	1.18	(352,24)	.00	1.18	.07	.72	.00	.00	.00	.00	.23	.08	.00	.02
				Links 10+	.00	.07	.00	.00	.00	.00	.00	.00	.00	.00
10	1.18	(352,24)	.00	1.18	.07	.72	.00	.00	.00	.00	.27	.07	.00	.02
				Links 10+	.00	.05	.00	.00	.00	.00	.00	.00	.00	.00
11	1.22	(304,19)	.00	1.22	.00	.77	.02	.00	.00	.02	.40	.00	.00	.02
				Links 10+	.00	.00	.00	.00	.00	.00	.00	.00	.00	.00
12	1.23	(304,21)	.00	1.23	.02	.78	.02	.00	.00	.02	.35	.02	.00	.02
				Links 10+	.00	.02	.00	.00	.00	.00	.00	.00	.00	.00
13	1.22	(352,24)	.00	1.22	.05	.75	.00	.00	.00	.00	.30	.05	.00	.02
				Links 10+	.00	.05	.00	.00	.00	.00	.00	.00	.00	.00
14	1.25	(304,21)	.00	1.25	.02	.80	.02	.00	.00	.02	.35	.02	.00	.02
				Links 10+	.00	.02	.00	.00	.00	.00	.00	.00	.00	.00
15	1.22	(352,24)	.00	1.22	.03	.78	.00	.00	.00	.00	.32	.05	.00	.00
				Links 10+	.00	.03	.00	.00	.00	.00	.00	.00	.00	.00
16	1.18	(352,24)	.00	1.18	.02	.78	.00	.00	.00	.00	.32	.05	.00	.00
				Links 10+	.00	.02	.00	.00	.00	.00	.00	.00	.00	.00
17	1.15	(352,24)	.00	1.15	.00	.78	.00	.00	.00	.00	.32	.05	.00	.00
				Links 10+	.00	.00	.00	.00	.00	.00	.00	.00	.00	.00
18	1.18	(352,24)	.00	1.18	.00	.82	.00	.00	.00	.00	.32	.03	.00	.02
				Links 10+	.00	.00	.00	.00	.00	.00	.00	.00	.00	.00
19	1.15	(352,24)	.00	1.15	.00	.80	.00	.00	.00	.00	.33	.00	.00	.02
				Links 10+	.00	.00	.00	.00	.00	.00	.00	.00	.00	.00

JOB: HSS FDR Air Quality Existing/105' Jets

RUN: FDR DRIVE BET E 67TH-75TH STS/105' JETS

LINK CONTRIBUTION TABLES

SECOND HIGHEST 8-HOUR AVERAGED LINK CONTRIBUTIONS
IN PARTS PER MILLION (PPM)
INCLUDING AMBIENT BACKGROUND CONCENTRATIONS.

Rcptr No.	Total Conc	Ending Day Hr	Ambient Backgnd	Total Link	Link +1	Link +2	Link +3	Link +4	Link +5	Link +6	Link +7	Link +8	Link +9	Link +10
20	1.15	(352,24)	.00	1.15	.00	.80	.00	.00	.00	.00	.35	.00	.00	.00
			Links	10+	.00	.00	.00	.00	.00	.00	.00	.00	.00	.00
21	1.15	(352,24)	.00	1.15	.00	.80	.00	.00	.00	.00	.35	.00	.00	.00
			Links	10+	.00	.00	.00	.00	.00	.00	.00	.00	.00	.00
22	1.18	(352,24)	.00	1.18	.00	.82	.00	.00	.00	.00	.35	.00	.00	.02
			Links	10+	.00	.00	.00	.00	.00	.00	.00	.00	.00	.00
23	1.17	(352,24)	.00	1.17	.00	.82	.00	.00	.00	.00	.35	.00	.00	.00
			Links	10+	.00	.00	.00	.00	.00	.00	.00	.00	.00	.00
24	1.17	(352,24)	.00	1.17	.00	.82	.00	.00	.00	.00	.35	.00	.00	.00
			Links	10+	.00	.00	.00	.00	.00	.00	.00	.00	.00	.00
25	1.17	(352,24)	.00	1.17	.00	.82	.00	.00	.00	.00	.35	.00	.00	.00
			Links	10+	.00	.00	.00	.00	.00	.00	.00	.00	.00	.00
26	1.18	(267,22)	.00	1.17	.00	.61	.14	.01	.01	.15	.15	.00	.00	.00
			Links	10+	.10	.00	.00	.00	.00	.00	.00	.00	.00	.00
27	1.20	(297,15)	.00	1.20	.00	.67	.04	.00	.00	.06	.39	.00	.00	.00
			Links	10+	.04	.00	.00	.00	.00	.00	.00	.00	.00	.00
28	1.23	(243, 1)	.00	1.23	.00	.43	.27	.03	.03	.21	.03	.00	.01	.00
			Links	10+	.21	.00	.00	.00	.00	.00	.00	.00	.00	.00
29	1.28	(267,22)	.00	1.27	.00	.45	.24	.01	.03	.22	.06	.00	.03	.00
			Links	10+	.24	.00	.00	.00	.00	.00	.00	.00	.00	.00
30	1.36	(267,23)	.00	1.36	.00	.30	.40	.01	.03	.25	.00	.00	.03	.00
			Links	10+	.35	.00	.00	.00	.00	.00	.00	.00	.00	.00
31	1.43	(297,15)	.00	1.43	.00	.40	.27	.00	.00	.26	.13	.00	.00	.00
			Links	10+	.37	.00	.00	.00	.00	.00	.00	.00	.00	.00
32	1.67	(297,15)	.00	1.67	.00	.03	.51	.00	.00	.30	.03	.00	.03	.00
			Links	10+	.77	.00	.00	.00	.00	.00	.00	.00	.00	.00
33	1.67	(297,15)	.00	1.67	.00	.00	.54	.00	.00	.33	.00	.00	.03	.00
			Links	10+	.77	.00	.00	.00	.00	.00	.00	.00	.00	.00
34	1.63	(304,19)	.00	1.63	.00	.00	.60	.02	.02	.33	.00	.00	.03	.00
			Links	10+	.63	.00	.00	.00	.00	.00	.00	.00	.00	.00
35	1.56	(114,13)	.00	1.56	.00	.00	.51	.00	.00	.31	.01	.00	.01	.00
			Links	10+	.70	.00	.00	.00	.00	.00	.00	.00	.00	.00
36	1.54	(27,14)	.00	1.54	.00	.23	.39	.00	.00	.09	.26	.00	.00	.00
			Links	10+	.58	.00	.00	.00	.00	.00	.00	.00	.00	.00
37	1.42	(27,13)	.00	1.43	.00	.21	.43	.00	.00	.13	.23	.00	.00	.00
			Links	10+	.44	.00	.00	.00	.00	.00	.00	.00	.00	.00
38	1.26	(27,13)	.00	1.26	.00	.16	.45	.00	.00	.13	.20	.00	.00	.00
			Links	10+	.32	.00	.00	.00	.00	.00	.00	.00	.00	.00

JOB: HSS FDR Air Quality Existing/105' Jets

RUN: FDR DRIVE BET E 67TH-75TH STS/105' JETS

LINK CONTRIBUTION TABLES

SECOND HIGHEST 8-HOUR AVERAGED LINK CONTRIBUTIONS
IN PARTS PER MILLION (PPM)
INCLUDING AMBIENT BACKGROUND CONCENTRATIONS.

Rcptr No.	Total Conc	Ending Day Hr	Ambient Backgnd	Total Link	Link +1	Link +2	Link +3	Link +4	Link +5	Link +6	Link +7	Link +8	Link +9	Link +10
39	1.15	(27,13)	.00	1.15	.00	.15	.45	.00	.00	.14	.19	.00	.00	.00
			Links	10+	.23	.00	.00	.00	.00	.00	.00	.00	.00	.00
40	1.09	(27,13)	.00	1.09	.00	.11	.46	.00	.00	.18	.16	.00	.00	.00
			Links	10+	.18	.00	.00	.00	.00	.00	.00	.00	.00	.00
41	1.05	(304,21)	.00	1.05	.00	.03	.62	.02	.02	.27	.03	.00	.03	.00
			Links	10+	.03	.00	.00	.00	.00	.00	.00	.00	.00	.00
42	1.05	(304,21)	.00	1.05	.00	.03	.62	.02	.02	.27	.03	.00	.03	.00
			Links	10+	.03	.00	.00	.00	.00	.00	.00	.00	.00	.00
43	1.05	(304,21)	.00	1.05	.00	.03	.62	.02	.03	.27	.03	.00	.03	.00
			Links	10+	.02	.00	.00	.00	.00	.00	.00	.00	.00	.00
44	1.07	(352,24)	.00	1.07	.00	.07	.60	.00	.00	.25	.07	.00	.02	.00
			Links	10+	.07	.00	.00	.00	.00	.00	.00	.00	.00	.00
45	1.07	(352,24)	.00	1.07	.00	.07	.60	.00	.00	.25	.07	.00	.02	.00
			Links	10+	.07	.00	.00	.00	.00	.00	.00	.00	.00	.00
46	1.03	(304,21)	.00	1.03	.00	.02	.62	.03	.05	.25	.02	.00	.03	.00
			Links	10+	.02	.00	.00	.00	.00	.00	.00	.00	.00	.00
47	1.03	(304,21)	.00	1.03	.00	.02	.62	.03	.05	.25	.02	.00	.03	.00
			Links	10+	.02	.00	.00	.00	.00	.00	.00	.00	.00	.00
48	1.05	(304,21)	.00	1.05	.00	.02	.62	.05	.05	.25	.02	.00	.03	.00
			Links	10+	.02	.00	.00	.00	.00	.00	.00	.00	.00	.00
49	1.03	(304,21)	.00	1.03	.00	.02	.58	.05	.07	.25	.02	.00	.03	.00
			Links	10+	.02	.00	.00	.00	.00	.00	.00	.00	.00	.00
50	1.05	(304,21)	.00	1.05	.00	.02	.60	.07	.08	.23	.02	.00	.03	.00
			Links	10+	.00	.00	.00	.00	.00	.00	.00	.00	.00	.00
51	1.03	(304,21)	.00	1.03	.00	.02	.58	.07	.12	.22	.02	.00	.02	.00
			Links	10+	.00	.00	.00	.00	.00	.00	.00	.00	.00	.00
52	1.03	(304,21)	.00	1.03	.00	.02	.57	.10	.13	.20	.02	.00	.00	.00
			Links	10+	.00	.00	.00	.00	.00	.00	.00	.00	.00	.00
53	1.00	(304,21)	.00	1.00	.00	.02	.52	.13	.17	.15	.02	.00	.00	.00
			Links	10+	.00	.00	.00	.00	.00	.00	.00	.00	.00	.00
54	1.08	(304,21)	.00	1.08	.00	.02	.50	.20	.23	.12	.02	.00	.00	.00
			Links	10+	.00	.00	.00	.00	.00	.00	.00	.00	.00	.00
55	1.02	(304,21)	.00	1.02	.00	.02	.35	.32	.25	.07	.02	.00	.00	.00
			Links	10+	.00	.00	.00	.00	.00	.00	.00	.00	.00	.00
56	1.02	(304,21)	.00	1.02	.00	.02	.17	.48	.28	.05	.02	.00	.00	.00
			Links	10+	.00	.00	.00	.00	.00	.00	.00	.00	.00	.00
57	1.24	(114,13)	.00	1.24	.47	.06	.00	.00	.00	.00	.10	.26	.00	.00
			Links	10+	.00	.36	.00	.00	.00	.00	.00	.00	.00	.00

JOB: HSS FDR Air Quality Existing/105' Jets

RUN: FDR DRIVE BET E 67TH-75TH STS/105' JETS

LINK CONTRIBUTION TABLES

SECOND HIGHEST 8-HOUR AVERAGED LINK CONTRIBUTIONS
IN PARTS PER MILLION (PPM)
INCLUDING AMBIENT BACKGROUND CONCENTRATIONS.

Rcptr No.	Total Conc	Ending Day Hr	Ambient Backgnd	Total Link	Link +1	Link +2	Link +3	Link +4	Link +5	Link +6	Link +7	Link +8	Link +9	Link +10
58	1.30	(238,17)	.00	1.30	.50	.03	.00	.00	.00	.00	.05	.32	.00	.00
			Links	10+	.00	.40	.00	.00	.00	.00	.00	.00	.00	.00
59	1.33	(297,15)	.00	1.33	.49	.09	.00	.00	.00	.00	.13	.27	.00	.00
			Links	10+	.00	.36	.00	.00	.00	.00	.00	.00	.00	.00
60	1.33	(297,15)	.00	1.33	.51	.06	.00	.00	.00	.00	.07	.30	.00	.00
			Links	10+	.00	.39	.00	.00	.00	.00	.00	.00	.00	.00

MAXIMUM 1-HOUR AVERAGED LINK CONTRIBUTIONS
IN PARTS PER MILLION (PPM)
INCLUDING AMBIENT BACKGROUND CONCENTRATIONS.

Rcptr No.	Total Conc	Ending Day Hr	Ambient Backgnd	Total Link	Link +1	Link +2	Link +3	Link +4	Link +5	Link +6	Link +7	Link +8	Link +9	Link +10
1	2.50	(192,16)	.00	2.50	.20	1.30	.00	.00	.00	.00	.70	.10	.00	.10
			Links	10+	.00	.10	.00	.00	.00	.00	.00	.00	.00	.00
2	2.40	(24,17)	.00	2.40	.50	.60	.00	.00	.00	.00	.10	.50	.00	.00
			Links	10+	.00	.70	.00	.00	.00	.00	.00	.00	.00	.00
3	2.50	(21, 8)	.00	2.50	.60	.80	.00	.00	.00	.00	.00	.60	.00	.00
			Links	10+	.00	.50	.00	.00	.00	.00	.00	.00	.00	.00
4	2.60	(21, 8)	.00	2.60	.40	1.10	.00	.00	.00	.00	.10	.50	.00	.00
			Links	10+	.00	.50	.00	.00	.00	.00	.00	.00	.00	.00
5	2.60	(21, 8)	.00	2.60	.30	1.20	.00	.00	.00	.00	.30	.40	.00	.00
			Links	10+	.00	.40	.00	.00	.00	.00	.00	.00	.00	.00
6	2.50	(21, 8)	.00	2.50	.20	1.30	.00	.00	.00	.00	.40	.30	.00	.00
			Links	10+	.00	.30	.00	.00	.00	.00	.00	.00	.00	.00
7	2.40	(21, 8)	.00	2.40	.10	1.30	.00	.00	.00	.00	.40	.30	.00	.00
			Links	10+	.00	.30	.00	.00	.00	.00	.00	.00	.00	.00
8	2.40	(21, 8)	.00	2.40	.10	1.40	.00	.00	.00	.00	.50	.20	.00	.00
			Links	10+	.00	.20	.00	.00	.00	.00	.00	.00	.00	.00
9	2.50	(21, 8)	.00	2.50	.10	1.40	.00	.00	.00	.00	.60	.20	.00	.00
			Links	10+	.00	.20	.00	.00	.00	.00	.00	.00	.00	.00
10	2.40	(21, 8)	.00	2.40	.10	1.40	.00	.00	.00	.00	.60	.20	.00	.00
			Links	10+	.00	.10	.00	.00	.00	.00	.00	.00	.00	.00
11	2.40	(21, 8)	.00	2.40	.10	1.40	.00	.00	.00	.00	.70	.10	.00	.00
			Links	10+	.00	.10	.00	.00	.00	.00	.00	.00	.00	.00
12	2.40	(21, 8)	.00	2.40	.10	1.40	.00	.00	.00	.00	.70	.10	.00	.00
			Links	10+	.00	.10	.00	.00	.00	.00	.00	.00	.00	.00

JOB: HSS FDR Air Quality Existing/105' Jets

RUN: FDR DRIVE BET E 67TH-75TH STS/105' JETS

LINK CONTRIBUTION TABLES

MAXIMUM 1-HOUR AVERAGED LINK CONTRIBUTIONS
IN PARTS PER MILLION (PPM)
INCLUDING AMBIENT BACKGROUND CONCENTRATIONS.

Rcptr No.	Total Conc	Ending Day Hr	Ambient Backgnd	Total Link	Link +1	Link +2	Link +3	Link +4	Link +5	Link +6	Link +7	Link +8	Link +9	Link +10
13	2.40	(21, 8)	.00	2.40	.00	1.50	.00	.00	.00	.00	.70	.10	.00	.00
				Links 10+	.00	.10	.00	.00	.00	.00	.00	.00	.00	.00
14	2.40	(21, 8)	.00	2.40	.00	1.50	.00	.00	.00	.00	.70	.10	.00	.00
				Links 10+	.00	.10	.00	.00	.00	.00	.00	.00	.00	.00
15	2.40	(21, 8)	.00	2.40	.00	1.50	.00	.00	.00	.00	.70	.10	.00	.00
				Links 10+	.00	.10	.00	.00	.00	.00	.00	.00	.00	.00
16	2.50	(21, 8)	.00	2.50	.00	1.50	.00	.00	.00	.00	.70	.10	.00	.10
				Links 10+	.00	.10	.00	.00	.00	.00	.00	.00	.00	.00
17	2.50	(21, 8)	.00	2.50	.00	1.50	.00	.00	.00	.00	.80	.10	.00	.10
				Links 10+	.00	.00	.00	.00	.00	.00	.00	.00	.00	.00
18	2.40	(21, 8)	.00	2.40	.00	1.50	.00	.00	.00	.00	.80	.00	.00	.10
				Links 10+	.00	.00	.00	.00	.00	.00	.00	.00	.00	.00
19	2.40	(21, 8)	.00	2.40	.00	1.50	.00	.00	.00	.00	.80	.00	.00	.10
				Links 10+	.00	.00	.00	.00	.00	.00	.00	.00	.00	.00
20	2.40	(21, 8)	.00	2.40	.00	1.50	.00	.00	.00	.00	.80	.00	.00	.10
				Links 10+	.00	.00	.00	.00	.00	.00	.00	.00	.00	.00
21	2.40	(21, 8)	.00	2.40	.00	1.50	.00	.00	.00	.00	.80	.00	.00	.10
				Links 10+	.00	.00	.00	.00	.00	.00	.00	.00	.00	.00
22	2.40	(21, 8)	.00	2.40	.00	1.50	.00	.00	.00	.00	.80	.00	.00	.10
				Links 10+	.00	.00	.00	.00	.00	.00	.00	.00	.00	.00
23	2.40	(21, 8)	.00	2.40	.00	1.50	.00	.00	.00	.00	.80	.00	.00	.10
				Links 10+	.00	.00	.00	.00	.00	.00	.00	.00	.00	.00
24	2.40	(21, 8)	.00	2.40	.00	1.50	.00	.00	.00	.00	.80	.00	.00	.10
				Links 10+	.00	.00	.00	.00	.00	.00	.00	.00	.00	.00
25	2.40	(21, 8)	.00	2.40	.00	1.50	.00	.00	.00	.00	.80	.00	.00	.10
				Links 10+	.00	.00	.00	.00	.00	.00	.00	.00	.00	.00
26	2.40	(21, 8)	.00	2.40	.00	1.50	.00	.00	.00	.00	.80	.00	.00	.10
				Links 10+	.00	.00	.00	.00	.00	.00	.00	.00	.00	.00
27	2.40	(21, 8)	.00	2.40	.00	1.50	.00	.00	.00	.00	.80	.00	.00	.10
				Links 10+	.00	.00	.00	.00	.00	.00	.00	.00	.00	.00
28	2.50	(307,21)	.00	2.50	.00	.80	.50	.10	.10	.40	.10	.00	.10	.00
				Links 10+	.40	.00	.00	.00	.00	.00	.00	.00	.00	.00
29	2.50	(307,21)	.00	2.50	.00	.70	.60	.10	.10	.40	.00	.00	.10	.00
				Links 10+	.50	.00	.00	.00	.00	.00	.00	.00	.00	.00
30	2.70	(307,21)	.00	2.70	.00	.50	.80	.10	.10	.40	.00	.00	.10	.00
				Links 10+	.70	.00	.00	.00	.00	.00	.00	.00	.00	.00
31	2.90	(304,18)	.00	2.90	.00	.30	.80	.00	.00	.60	.00	.00	.10	.00
				Links 10+	1.10	.00	.00	.00	.00	.00	.00	.00	.00	.00

JOB: HSS FDR Air Quality Existing/105' Jets

RUN: FDR DRIVE BET E 67TH-75TH STS/105' JETS

LINK CONTRIBUTION TABLES

MAXIMUM 1-HOUR AVERAGED LINK CONTRIBUTIONS
IN PARTS PER MILLION (PPM)
INCLUDING AMBIENT BACKGROUND CONCENTRATIONS.

Rcptr No.	Total Conc	Ending Day Hr	Ambient Backgnd	Total Link	Link +1	Link +2	Link +3	Link +4	Link +5	Link +6	Link +7	Link +8	Link +9	Link +10
32	3.30	(304,18)	.00	3.30	.00	.00	1.10	.00	.00	.60	.00	.00	.10	.00
				Links 10+	1.50	.00	.00	.00	.00	.00	.00	.00	.00	.00
33	3.20	(192,16)	.00	3.20	.00	.00	1.20	.00	.00	.60	.00	.00	.10	.00
				Links 10+	1.30	.00	.00	.00	.00	.00	.00	.00	.00	.00
34	3.30	(21, 8)	.00	3.30	.00	.70	.70	.00	.00	.00	.80	.00	.00	.10
				Links 10+	1.00	.00	.00	.00	.00	.00	.00	.00	.00	.00
35	3.30	(21, 8)	.00	3.30	.00	.50	.80	.00	.00	.10	.60	.00	.00	.10
				Links 10+	1.20	.00	.00	.00	.00	.00	.00	.00	.00	.00
36	3.60	(21, 8)	.00	3.60	.00	.40	1.00	.00	.00	.20	.50	.00	.00	.10
				Links 10+	1.40	.00	.00	.00	.00	.00	.00	.00	.00	.00
37	3.10	(21, 8)	.00	3.10	.00	.30	1.00	.00	.00	.30	.40	.00	.00	.00
				Links 10+	1.10	.00	.00	.00	.00	.00	.00	.00	.00	.00
38	2.80	(21, 8)	.00	2.80	.00	.20	1.10	.00	.00	.40	.40	.00	.00	.00
				Links 10+	.70	.00	.00	.00	.00	.00	.00	.00	.00	.00
39	2.50	(225, 7)	.00	2.50	.00	.40	.90	.00	.00	.20	.50	.00	.00	.00
				Links 10+	.50	.00	.00	.00	.00	.00	.00	.00	.00	.00
40	2.40	(208,20)	.00	2.40	.00	.40	1.00	.00	.00	.20	.40	.00	.00	.00
				Links 10+	.40	.00	.00	.00	.00	.00	.00	.00	.00	.00
41	2.30	(225, 7)	.00	2.30	.00	.30	1.00	.00	.00	.30	.40	.00	.00	.00
				Links 10+	.30	.00	.00	.00	.00	.00	.00	.00	.00	.00
42	2.20	(21, 8)	.00	2.20	.00	.10	1.10	.00	.00	.50	.20	.00	.10	.00
				Links 10+	.20	.00	.00	.00	.00	.00	.00	.00	.00	.00
43	2.10	(225, 7)	.00	2.10	.00	.20	1.00	.00	.00	.40	.30	.00	.00	.00
				Links 10+	.20	.00	.00	.00	.00	.00	.00	.00	.00	.00
44	2.20	(21, 8)	.00	2.20	.00	.10	1.20	.00	.00	.60	.10	.00	.10	.00
				Links 10+	.10	.00	.00	.00	.00	.00	.00	.00	.00	.00
45	2.20	(21, 8)	.00	2.20	.00	.10	1.20	.00	.00	.60	.10	.00	.10	.00
				Links 10+	.10	.00	.00	.00	.00	.00	.00	.00	.00	.00
46	2.20	(21, 8)	.00	2.20	.00	.10	1.20	.00	.00	.60	.10	.00	.10	.00
				Links 10+	.10	.00	.00	.00	.00	.00	.00	.00	.00	.00
47	2.10	(21, 8)	.00	2.10	.00	.10	1.20	.00	.00	.60	.10	.00	.10	.00
				Links 10+	.00	.00	.00	.00	.00	.00	.00	.00	.00	.00
48	2.10	(225, 7)	.00	2.10	.00	.20	1.10	.00	.00	.50	.20	.00	.00	.00
				Links 10+	.10	.00	.00	.00	.00	.00	.00	.00	.00	.00
49	2.00	(21, 8)	.00	2.00	.00	.00	1.20	.00	.00	.60	.10	.00	.10	.00
				Links 10+	.00	.00	.00	.00	.00	.00	.00	.00	.00	.00
50	2.10	(208,20)	.00	2.10	.00	.20	1.20	.00	.00	.40	.20	.00	.00	.00
				Links 10+	.10	.00	.00	.00	.00	.00	.00	.00	.00	.00

JOB: HSS FDR Air Quality Existing/105' Jets

RUN: FDR DRIVE BET E 67TH-75TH STS/105' JETS

LINK CONTRIBUTION TABLES

MAXIMUM 1-HOUR AVERAGED LINK CONTRIBUTIONS
IN PARTS PER MILLION (PPM)
INCLUDING AMBIENT BACKGROUND CONCENTRATIONS.

Rcptr No.	Total Conc	Ending Day Hr	Ambient Backgnd	Total Link	Link +1	Link +2	Link +3	Link +4	Link +5	Link +6	Link +7	Link +8	Link +9	Link +10
51	2.10	(208,20)	.00	2.10	.00	.20	1.10	.00	.00	.40	.20	.00	.10	.00
				Links 10+	.10	.00	.00	.00	.00	.00	.00	.00	.00	.00
52	2.10	(225, 7)	.00	2.10	.00	.10	1.10	.00	.00	.50	.20	.00	.10	.00
				Links 10+	.10	.00	.00	.00	.00	.00	.00	.00	.00	.00
53	2.10	(225, 7)	.00	2.10	.00	.10	1.10	.00	.00	.50	.20	.00	.10	.00
				Links 10+	.10	.00	.00	.00	.00	.00	.00	.00	.00	.00
54	2.10	(304,18)	.00	2.10	.00	.00	.80	.50	.70	.10	.00	.00	.00	.00
				Links 10+	.00	.00	.00	.00	.00	.00	.00	.00	.00	.00
55	1.90	(21, 8)	.00	1.90	.00	.00	1.20	.00	.00	.60	.00	.00	.10	.00
				Links 10+	.00	.00	.00	.00	.00	.00	.00	.00	.00	.00
56	1.90	(21, 8)	.00	1.90	.00	.00	1.20	.00	.00	.60	.00	.00	.10	.00
				Links 10+	.00	.00	.00	.00	.00	.00	.00	.00	.00	.00
57	2.30	(192,16)	.00	2.30	.60	.70	.00	.00	.00	.00	.50	.20	.00	.00
				Links 10+	.00	.30	.00	.00	.00	.00	.00	.00	.00	.00
58	2.50	(192,16)	.00	2.50	.80	.50	.00	.00	.00	.00	.40	.30	.00	.00
				Links 10+	.00	.50	.00	.00	.00	.00	.00	.00	.00	.00
59	2.50	(192,16)	.00	2.50	.90	.30	.00	.00	.00	.00	.30	.40	.00	.00
				Links 10+	.00	.60	.00	.00	.00	.00	.00	.00	.00	.00
60	2.40	(192,16)	.00	2.40	1.00	.20	.00	.00	.00	.00	.20	.40	.00	.00
				Links 10+	.00	.60	.00	.00	.00	.00	.00	.00	.00	.00

SECOND HIGHEST 1-HOUR AVERAGED LINK CONTRIBUTIONS
IN PARTS PER MILLION (PPM)
INCLUDING AMBIENT BACKGROUND CONCENTRATIONS.

Rcptr No.	Total Conc	Ending Day Hr	Ambient Backgnd	Total Link	Link +1	Link +2	Link +3	Link +4	Link +5	Link +6	Link +7	Link +8	Link +9	Link +10
1	2.40	(24,17)	.00	2.40	.90	.10	.00	.00	.00	.00	.00	.60	.00	.00
				Links 10+	.00	.80	.00	.00	.00	.00	.00	.00	.00	.00
2	2.30	(192,16)	.00	2.30	.00	1.50	.00	.00	.00	.00	.70	.00	.00	.10
				Links 10+	.00	.00	.00	.00	.00	.00	.00	.00	.00	.00
3	2.40	(24,17)	.00	2.40	.20	1.10	.00	.00	.00	.00	.20	.40	.00	.00
				Links 10+	.00	.50	.00	.00	.00	.00	.00	.00	.00	.00
4	2.30	(192,16)	.00	2.30	.00	1.50	.00	.00	.00	.00	.70	.00	.00	.10
				Links 10+	.00	.00	.00	.00	.00	.00	.00	.00	.00	.00
5	2.30	(192,16)	.00	2.30	.00	1.50	.00	.00	.00	.00	.70	.00	.00	.10
				Links 10+	.00	.00	.00	.00	.00	.00	.00	.00	.00	.00

JOB: HSS FDR Air Quality Existing/105' Jets

RUN: FDR DRIVE BET E 67TH-75TH STS/105' JETS

LINK CONTRIBUTION TABLES

SECOND HIGHEST 1-HOUR AVERAGED LINK CONTRIBUTIONS
IN PARTS PER MILLION (PPM)
INCLUDING AMBIENT BACKGROUND CONCENTRATIONS.

Rcptr No.	Total Conc	Ending Day Hr	Ambient Backgnd	Total Link	Link +1	Link +2	Link +3	Link +4	Link +5	Link +6	Link +7	Link +8	Link +9	Link +10
6	2.30	(192,16)	.00	2.30	.00	1.50	.00	.00	.00	.00	.70	.00	.00	.10
				Links 10+	.00	.00	.00	.00	.00	.00	.00	.00	.00	.00
7	2.20	(192,16)	.00	2.20	.00	1.40	.00	.00	.00	.00	.70	.00	.00	.10
				Links 10+	.00	.00	.00	.00	.00	.00	.00	.00	.00	.00
8	2.30	(192,16)	.00	2.30	.00	1.50	.00	.00	.00	.00	.70	.00	.00	.10
				Links 10+	.00	.00	.00	.00	.00	.00	.00	.00	.00	.00
9	2.30	(192,16)	.00	2.30	.00	1.50	.00	.00	.00	.00	.70	.00	.00	.10
				Links 10+	.00	.00	.00	.00	.00	.00	.00	.00	.00	.00
10	2.30	(192,16)	.00	2.30	.00	1.50	.00	.00	.00	.00	.70	.00	.00	.10
				Links 10+	.00	.00	.00	.00	.00	.00	.00	.00	.00	.00
11	2.30	(192,16)	.00	2.30	.00	1.50	.00	.00	.00	.00	.70	.00	.00	.10
				Links 10+	.00	.00	.00	.00	.00	.00	.00	.00	.00	.00
12	2.20	(192,16)	.00	2.20	.00	1.40	.00	.00	.00	.00	.70	.00	.00	.10
				Links 10+	.00	.00	.00	.00	.00	.00	.00	.00	.00	.00
13	2.30	(192,16)	.00	2.30	.00	1.50	.00	.00	.00	.00	.70	.00	.00	.10
				Links 10+	.00	.00	.00	.00	.00	.00	.00	.00	.00	.00
14	2.20	(192,16)	.00	2.20	.00	1.40	.00	.00	.00	.00	.70	.00	.00	.10
				Links 10+	.00	.00	.00	.00	.00	.00	.00	.00	.00	.00
15	2.20	(192,16)	.00	2.20	.00	1.40	.00	.00	.00	.00	.70	.00	.00	.10
				Links 10+	.00	.00	.00	.00	.00	.00	.00	.00	.00	.00
16	2.20	(192,16)	.00	2.20	.00	1.40	.00	.00	.00	.00	.70	.00	.00	.10
				Links 10+	.00	.00	.00	.00	.00	.00	.00	.00	.00	.00
17	2.20	(116,21)	.00	2.20	.00	1.20	.20	.10	.10	.20	.30	.00	.00	.00
				Links 10+	.10	.00	.00	.00	.00	.00	.00	.00	.00	.00
18	2.30	(225, 7)	.00	2.30	.10	1.40	.00	.00	.00	.00	.60	.10	.00	.00
				Links 10+	.00	.10	.00	.00	.00	.00	.00	.00	.00	.00
19	2.30	(225, 7)	.00	2.30	.10	1.40	.00	.00	.00	.00	.60	.10	.00	.00
				Links 10+	.00	.10	.00	.00	.00	.00	.00	.00	.00	.00
20	2.30	(192,16)	.00	2.30	.00	1.40	.10	.00	.00	.10	.70	.00	.00	.00
				Links 10+	.00	.00	.00	.00	.00	.00	.00	.00	.00	.00
21	2.30	(192,16)	.00	2.30	.00	1.40	.10	.00	.00	.10	.70	.00	.00	.00
				Links 10+	.00	.00	.00	.00	.00	.00	.00	.00	.00	.00
22	2.30	(208,20)	.00	2.30	.10	1.50	.00	.00	.00	.00	.50	.10	.00	.00
				Links 10+	.00	.10	.00	.00	.00	.00	.00	.00	.00	.00
23	2.30	(192,16)	.00	2.30	.00	1.40	.10	.00	.00	.10	.60	.00	.00	.00
				Links 10+	.10	.00	.00	.00	.00	.00	.00	.00	.00	.00
24	2.30	(192,16)	.00	2.30	.00	1.40	.10	.00	.00	.10	.60	.00	.00	.00
				Links 10+	.10	.00	.00	.00	.00	.00	.00	.00	.00	.00

JOB: HSS FDR Air Quality Existing/105' Jets

RUN: FDR DRIVE BET E 67TH-75TH STS/105' JETS

LINK CONTRIBUTION TABLES

SECOND HIGHEST 1-HOUR AVERAGED LINK CONTRIBUTIONS
IN PARTS PER MILLION (PPM)
INCLUDING AMBIENT BACKGROUND CONCENTRATIONS.

Rcptr No.	Total Conc	Ending Day Hr	Ambient Backgnd	Total Link	Link +1	Link +2	Link +3	Link +4	Link +5	Link +6	Link +7	Link +8	Link +9	Link +10
25	2.20	(307,21)	.00	2.20	.00	1.10	.30	.00	.10	.30	.20	.00	.00	.00
				Links 10+	.20	.00	.00	.00	.00	.00	.00	.00	.00	.00
26	2.30	(304,18)	.00	2.30	.00	1.30	.10	.00	.00	.20	.50	.00	.10	.00
				Links 10+	.10	.00	.00	.00	.00	.00	.00	.00	.00	.00
27	2.40	(307,21)	.00	2.40	.00	1.00	.40	.00	.10	.40	.10	.00	.10	.00
				Links 10+	.30	.00	.00	.00	.00	.00	.00	.00	.00	.00
28	2.40	(21, 8)	.00	2.40	.00	1.50	.00	.00	.00	.00	.80	.00	.00	.10
				Links 10+	.00	.00	.00	.00	.00	.00	.00	.00	.00	.00
29	2.40	(192,16)	.00	2.40	.00	1.10	.30	.00	.00	.30	.40	.00	.00	.00
				Links 10+	.30	.00	.00	.00	.00	.00	.00	.00	.00	.00
30	2.60	(304,18)	.00	2.60	.00	.80	.50	.00	.00	.50	.10	.00	.10	.00
				Links 10+	.60	.00	.00	.00	.00	.00	.00	.00	.00	.00
31	2.90	(192,16)	.00	2.90	.00	.70	.70	.00	.00	.40	.20	.00	.10	.00
				Links 10+	.80	.00	.00	.00	.00	.00	.00	.00	.00	.00
32	3.20	(192,16)	.00	3.20	.00	.10	1.10	.00	.00	.50	.00	.00	.10	.00
				Links 10+	1.40	.00	.00	.00	.00	.00	.00	.00	.00	.00
33	3.10	(252, 8)	.00	3.10	.00	.00	1.00	.00	.00	.60	.00	.00	.10	.00
				Links 10+	1.40	.00	.00	.00	.00	.00	.00	.00	.00	.00
34	3.00	(24,17)	.00	3.00	.00	.20	.90	.00	.00	.20	.40	.00	.00	.00
				Links 10+	1.30	.00	.00	.00	.00	.00	.00	.00	.00	.00
35	3.00	(225, 7)	.00	3.00	.00	.70	.60	.00	.00	.00	.70	.00	.00	.10
				Links 10+	.90	.00	.00	.00	.00	.00	.00	.00	.00	.00
36	3.20	(47,10)	.00	3.20	.00	.40	.70	.00	.00	.20	.60	.00	.00	.10
				Links 10+	1.20	.00	.00	.00	.00	.00	.00	.00	.00	.00
37	3.00	(225, 7)	.00	3.00	.00	.50	.80	.00	.00	.10	.60	.00	.00	.10
				Links 10+	.90	.00	.00	.00	.00	.00	.00	.00	.00	.00
38	2.70	(208,20)	.00	2.70	.00	.50	.90	.00	.00	.10	.50	.00	.00	.00
				Links 10+	.70	.00	.00	.00	.00	.00	.00	.00	.00	.00
39	2.40	(21, 8)	.00	2.40	.00	.20	1.10	.00	.00	.40	.30	.00	.00	.00
				Links 10+	.40	.00	.00	.00	.00	.00	.00	.00	.00	.00
40	2.30	(21, 8)	.00	2.30	.00	.10	1.10	.00	.00	.50	.30	.00	.00	.00
				Links 10+	.30	.00	.00	.00	.00	.00	.00	.00	.00	.00
41	2.20	(21, 8)	.00	2.20	.00	.10	1.10	.00	.00	.50	.20	.00	.10	.00
				Links 10+	.20	.00	.00	.00	.00	.00	.00	.00	.00	.00
42	2.20	(225, 7)	.00	2.20	.00	.30	1.00	.00	.00	.30	.30	.00	.00	.00
				Links 10+	.30	.00	.00	.00	.00	.00	.00	.00	.00	.00
43	2.10	(21, 8)	.00	2.10	.00	.10	1.10	.00	.00	.50	.20	.00	.10	.00
				Links 10+	.10	.00	.00	.00	.00	.00	.00	.00	.00	.00

JOB: HSS FDR Air Quality Existing/105' Jets

RUN: FDR DRIVE BET E 67TH-75TH STS/105' JETS

LINK CONTRIBUTION TABLES

SECOND HIGHEST 1 HOUR AVERAGED LINK CONTRIBUTIONS
IN PARTS PER MILLION (PPM)
INCLUDING AMBIENT BACKGROUND CONCENTRATIONS.

Rcptr No.	Total Conc	Ending Day Hr	Ambient Backgnd	Total Link	Link +1	Link +2	Link +3	Link +4	Link +5	Link +6	Link +7	Link +8	Link +9	Link +10
44	2.10	(225, 7)	.00	2.10	.00	.20	1.00	.00	.00	.40	.30	.00	.00	.00
				Links 10+	.20	.00	.00	.00	.00	.00	.00	.00	.00	.00
45	2.10	(225, 7)	.00	2.10	.00	.20	1.10	.00	.00	.40	.30	.00	.00	.00
				Links 10+	.10	.00	.00	.00	.00	.00	.00	.00	.00	.00
46	2.00	(225, 7)	.00	2.00	.00	.20	1.10	.00	.00	.40	.20	.00	.00	.00
				Links 10+	.10	.00	.00	.00	.00	.00	.00	.00	.00	.00
47	2.00	(208,20)	.00	2.00	.00	.20	1.10	.00	.00	.40	.20	.00	.00	.00
				Links 10+	.10	.00	.00	.00	.00	.00	.00	.00	.00	.00
48	2.00	(21, 8)	.00	2.00	.00	.00	1.20	.00	.00	.60	.10	.00	.10	.00
				Links 10+	.00	.00	.00	.00	.00	.00	.00	.00	.00	.00
49	2.00	(208,20)	.00	2.00	.00	.20	1.10	.00	.00	.40	.20	.00	.00	.00
				Links 10+	.10	.00	.00	.00	.00	.00	.00	.00	.00	.00
50	2.00	(21, 8)	.00	2.00	.00	.00	1.20	.00	.00	.60	.10	.00	.10	.00
				Links 10+	.00	.00	.00	.00	.00	.00	.00	.00	.00	.00
51	2.00	(21, 8)	.00	2.00	.00	.00	1.20	.00	.00	.60	.10	.00	.10	.00
				Links 10+	.00	.00	.00	.00	.00	.00	.00	.00	.00	.00
52	2.00	(21, 8)	.00	2.00	.00	.00	1.20	.00	.00	.60	.10	.00	.10	.00
				Links 10+	.00	.00	.00	.00	.00	.00	.00	.00	.00	.00
53	2.00	(21, 8)	.00	2.00	.00	.00	1.20	.00	.00	.60	.10	.00	.10	.00
				Links 10+	.00	.00	.00	.00	.00	.00	.00	.00	.00	.00
54	2.00	(208,20)	.00	2.00	.00	.10	1.20	.00	.00	.40	.10	.00	.10	.00
				Links 10+	.10	.00	.00	.00	.00	.00	.00	.00	.00	.00
55	1.90	(192,16)	.00	1.90	.00	.00	.60	.60	.50	.20	.00	.00	.00	.00
				Links 10+	.00	.00	.00	.00	.00	.00	.00	.00	.00	.00
56	1.90	(208,20)	.00	1.90	.00	.10	1.20	.00	.00	.40	.10	.00	.10	.00
				Links 10+	.00	.00	.00	.00	.00	.00	.00	.00	.00	.00
57	2.20	(24,17)	.00	2.20	1.00	.00	.00	.00	.00	.00	.00	.60	.00	.00
				Links 10+	.00	.60	.00	.00	.00	.00	.00	.00	.00	.00
58	2.20	(11, 8)	.00	2.20	.80	.00	.00	.00	.00	.00	.00	.60	.00	.00
				Links 10+	.00	.80	.00	.00	.00	.00	.00	.00	.00	.00
59	2.30	(293,18)	.00	2.30	.90	.10	.00	.00	.00	.00	.30	.40	.00	.00
				Links 10+	.00	.60	.00	.00	.00	.00	.00	.00	.00	.00
60	2.40	(304,18)	.00	2.40	1.00	.20	.00	.00	.00	.00	.40	.30	.00	.00
				Links 10+	.00	.50	.00	.00	.00	.00	.00	.00	.00	.00

JOB: HSS FDR Air Quality Existing/105' Jets

RUN: FDR DRIVE BET E 67TH-75TH STS/105' JETS

CALM DURATION FREQUENCY

Hours of Consecutive Calm Winds	Frequency of Occurrence	(Julian day/hour ending) of Significant Occurrences
1	95	(29, 7)(38,12)(47, 5)(51, 3)(52, 6)(59,23)(61, 4)(66,21)(73, 1)(75, 6) (78, 5)(83, 9)(88, 5)(90,19)(97, 8)(103, 2)(104,11)(106,14)(107, 9)(108, 4) (108, 8)(110, 2)(110,12)(110,16)(111,12)(114, 1)(114, 6)(116, 1)(119, 3)(121, 1) (125,11)(125,13)(129,23)(130, 1)(133, 3)(159, 1)(159, 4)(167,22)(168,22)(169, 5) (177,10)(180,16)(181, 2)(183,12)(192,17)(196, 8)(200,18)(212,16)(212,24)(213,24) (215,10)(215,24)(216, 2)(222,14)(225, 4)(225, 8)(231,12)(238, 5)(242,22)(247, 5) (249,13)(249,24)(250, 2)(250, 4)(250, 8)(251,24)(252, 7)(252,10)(253, 4)(254, 4) (260,15)(260,19)(260,24)(273, 1)(273, 4)(282, 2)(286,18)(290,15)(294, 1)(294, 3) (297,11)(297,22)(304,14)(304,19)(311,23)(323,11)(325, 2)(325,13)(328,21)(329, 9) (330,16)(331, 1)(344,11)(352,16)(356,13)
2	23	(38,15)(50,10)(50,14)(108,12)(117, 7)(152, 1)(167, 6)(170, 2)(179,22)(190,22) (199, 1)(213, 4)(238,11)(238,23)(246,10)(251, 8)(251,11)(252, 4)(273, 7)(329, 6) (339, 2)(343,13)(352,19)
3	8	(45, 9)(48, 1)(66,11)(130, 7)(150, 7)(239, 3)(352,13)(354, 5)
4	4	(97,13)(127,24)(177, 8)(256, 5)
5	2	(73,15)(262, 5)
7	1	(11, 1)
9	1	(169,18)
10	1	(170,20)
16	1	(299,11)

Program terminated normally

JOB: HSS FDR Air Quality Existing/105' Jets

RUN: FDR DRIVE BET E 67TH-75TH STS/105' JETS

General Information

Run start date: 1/ 1/ 3 Julian: 1
end date: 12/31/ 3 Julian: 365

A Tier 2 approach was used for input data preparation.

The MODE flag has been set to C for calculating CO averages.

Ambient background concentrations are included in the averages below.

Site & Meteorological Constants

VS = .0 CM/S VD = .0 CM/S Z0 = 175. CM ATIM = 60.

Met. Sfc. Sta. Id & Yr = 72503 2003
Upper Air Sta. Id & Yr = 94703 2003

CAUTION: The input years for the Run and Meteorological data differ. The respective values are: 3 and 2003.

Urban mixing heights were processed.

In 2003, Julian day 1 is a Wednesday.

The patterns from the input file have been assigned as follows:

Pattern # 1 is assigned to Monday.
Pattern # 1 is assigned to Tuesday.
Pattern # 1 is assigned to Wednesday.
Pattern # 1 is assigned to Thursday.
Pattern # 1 is assigned to Friday.
Pattern # 1 is assigned to Saturday.
Pattern # 1 is assigned to Sunday.

Link Data Constants - (Variable data in *.LNK file)

	LINK DESCRIPTION	LINK COORDINATES (FT) X1	Y1	X2	Y2	LENGTH (FT)	BRG (DEG)	TYPE	H (FT)	W (FT)	NLANES
1.	FDR N/B 67th-68th St	-132.0	-225.0	15.0	-10.0	260.	34.	AG	.0	36.0	
2.	FDR N/B 68th-71st St	15.0	-10.0	438.0	608.0	749.	34.	AG	.0	36.0	
3.	FDR N/B 71st-73rd St	438.0	608.0	773.0	1098.0	594.	34.	AG	.0	36.0	
4.	FDR N/B 73rd-75th St	773.0	1098.0	1056.0	1625.0	598.	28.	AG	.0	36.0	
5.	FDR S/B 75th-73rd St	743.0	1118.0	1026.0	1645.0	598.	28.	AG	.0	36.0	
6.	FDR S/B 73rd-71st St	408.0	628.0	743.0	1118.0	594.	34.	AG	.0	36.0	

JOB: HSS FDR Air Quality Existing/105' Jets

RUN: FDR DRIVE BET E 67TH-75TH STS/105' JETS

Link Data Constants - (Variable data in *.LNK file)

	LINK DESCRIPTION	LINK COORDINATES (FT) X1	Y1	X2	Y2	LENGTH (FT)	BRG (DEG)	TYPE	H (FT)	W (FT)	NLANES
7.	FDR S/B 71st-68th St	-15.0	10.0	408.0	628.0	749.	34.	AG	.0	36.0	
8.	FDR S/B 68th-67th St	-162.0	-205.0	-15.0	10.0	260.	34.	AG	.0	36.0	
9.	FDR Service Rd 73-71	385.0	644.0	720.0	1134.0	594.	34.	AG	.0	32.0	
10.	FDR Service Rd 68-71	-38.0	26.0	385.0	644.0	749.	34.	AG	.0	32.0	
11.	FDR N/B 105' Jets 71	438.0	608.0	497.0	695.0	105.	34.	AG	.0	32.0	
12.	FDR S/B 105' Jets 68	-15.0	10.0	-74.0	-77.0	105.	214.	AG	.0	32.0	

Receptor Data

	RECEPTOR	COORDINATES (FT) X	Y	Z
1.	RECEPTOR 1	34.0	-23.0	6.0
2.	RECEPTOR 2	48.0	-4.0	6.0
3.	RECEPTOR 3	62.0	17.0	6.0
4.	RECEPTOR 4	75.0	37.0	6.0
5.	RECEPTOR 5	89.0	57.0	6.0
6.	RECEPTOR 6	103.0	77.0	6.0
7.	RECEPTOR 7	117.0	97.0	6.0
8.	RECEPTOR 8	130.0	117.0	6.0
9.	RECEPTOR 9	144.0	137.0	6.0
10.	RECEPTOR 10	158.0	158.0	6.0
11.	RECEPTOR 11	172.0	178.0	6.0
12.	RECEPTOR 12	186.0	198.0	6.0
13.	RECEPTOR 13	199.0	218.0	6.0
14.	RECEPTOR 14	213.0	238.0	6.0
15.	RECEPTOR 15	227.0	258.0	6.0
16.	RECEPTOR 16	241.0	278.0	6.0
17.	RECEPTOR 17	255.0	299.0	6.0
18.	RECEPTOR 18	268.0	319.0	6.0
19.	RECEPTOR 19	282.0	339.0	6.0
20.	RECEPTOR 20	296.0	359.0	6.0
21.	RECEPTOR 21	310.0	379.0	6.0
22.	RECEPTOR 22	323.0	399.0	6.0
23.	RECEPTOR 23	337.0	419.0	6.0
24.	RECEPTOR 24	351.0	440.0	6.0
25.	RECEPTOR 25	365.0	460.0	6.0
26.	RECEPTOR 26	379.0	480.0	6.0
27.	RECEPTOR 27	392.0	500.0	6.0
28.	RECEPTOR 28	406.0	520.0	6.0

JOB: HSS FDR Air Quality Existing/105' Jets

RUN: FDR DRIVE BET E 67TH-75TH STS/105' JETS

Receptor Data

RECEPTOR	COORDINATES (FT) X	Y	Z
29. RECEPTOR 29	420.0	540.0	6.0
30. RECEPTOR 30	434.0	561.0	6.0
31. RECEPTOR 31	447.0	581.0	6.0
32. RECEPTOR 32	461.0	601.0	6.0
33. RECEPTOR 33	475.0	621.0	6.0
34. RECEPTOR 34	489.0	641.0	6.0
35. RECEPTOR 35	503.0	661.0	6.0
36. RECEPTOR 36	516.0	681.0	6.0
37. RECEPTOR 37	530.0	702.0	6.0
38. RECEPTOR 38	544.0	722.0	6.0
39. RECEPTOR 39	558.0	742.0	6.0
40. RECEPTOR 40	571.0	762.0	6.0
41. RECEPTOR 41	585.0	782.0	6.0
42. RECEPTOR 42	599.0	802.0	6.0
43. RECEPTOR 43	613.0	822.0	6.0
44. RECEPTOR 44	627.0	843.0	6.0
45. RECEPTOR 45	640.0	863.0	6.0
46. RECEPTOR 46	654.0	883.0	6.0
47. RECEPTOR 47	668.0	903.0	6.0
48. RECEPTOR 48	682.0	923.0	6.0
49. RECEPTOR 49	696.0	943.0	6.0
50. RECEPTOR 50	709.0	964.0	6.0
51. RECEPTOR 51	723.0	984.0	6.0
52. RECEPTOR 52	737.0	1004.0	6.0
53. RECEPTOR 53	751.0	1024.0	6.0
54. RECEPTOR 54	764.0	1044.0	6.0
55. RECEPTOR 55	778.0	1064.0	6.0
56. RECEPTOR 56	792.0	1084.0	6.0
57. RECEPTOR 57	20.0	-44.0	6.0
58. RECEPTOR 58	6.0	-64.0	6.0
59. RECEPTOR 59	-7.0	-84.0	6.0
60. RECEPTOR 60	-21.0	-104.0	6.0

JOB: HSS FDR Air Quality Existing/105' Jets

RUN: FDR DRIVE BET E 67TH-75TH STS/105' JETS

Model Results

Remarks : In search of the wind direction corresponding to the maximum concentration, only the first direction, of the directions with the same maximum concentrations, is indicated as the maximum.

* MAXIMUM HOURLY CONCENTRATIONS WITH ANY AMBIENT BACKGROUND CONCENTRATIONS (BKG) ADDED
(PPM)

	REC1	REC2	REC3	REC4	REC5	REC6	REC7	REC8	REC9	REC10
MAX+BKG	2.7	2.6	2.6	2.6	2.6	2.6	2.5	2.5	2.5	2.6
- BKG	.0	.0	.0	.0	.0	.0	.0	.0	.0	.0
MAX	2.7	2.6	2.6	2.6	2.6	2.6	2.5	2.5	2.5	2.6
WIND DIR	24	24	24	24	24	24	1	24	237	24
JULIAN	41	41	41	41	41	41	285	41	50	41
HOUR	18	18	18	18	18	18	21	18	8	18

	REC11	REC12	REC13	REC14	REC15	REC16	REC17	REC18	REC19	REC20
MAX+BKG	2.5	2.6	2.6	2.6	2.6	2.5	2.6	2.7	2.7	2.7
- BKG	.0	.0	.0	.0	.0	.0	.0	.0	.0	.0
MAX	2.5	2.6	2.6	2.6	2.6	2.5	2.6	2.7	2.7	2.7
WIND DIR	24	24	24	24	24	24	24	24	24	24
JULIAN	41	41	41	41	41	41	41	41	41	41
HOUR	18	18	18	18	18	18	18	18	18	18

	REC21	REC22	REC23	REC24	REC25	REC26	REC27	REC28	REC29	REC30
MAX+BKG	2.7	2.8	2.8	2.7	2.7	2.7	2.9	2.9	2.8	3.0
- BKG	.0	.0	.0	.0	.0	.0	.0	.0	.0	.0
MAX	2.7	2.8	2.8	2.7	2.7	2.7	2.9	2.9	2.8	3.0
WIND DIR	24	24	24	24	24	24	24	24	24	24
JULIAN	41	41	41	41	41	41	41	41	41	41
HOUR	18	18	18	18	18	18	18	18	18	18

	REC31	REC32	REC33	REC34	REC35	REC36	REC37	REC38	REC39	REC40
MAX+BKG	3.3	3.7	3.5	3.3	3.3	3.6	3.1	2.8	2.6	2.5
- BKG	.0	.0	.0	.0	.0	.0	.0	.0	.0	.0
MAX	3.3	3.7	3.5	3.3	3.3	3.6	3.1	2.8	2.6	2.5
WIND DIR	24	1	1	237	237	237	237	237	221	221
JULIAN	41	285	285	50	50	50	50	50	316	316
HOUR	18	21	21	8	8	8	8	8	17	17

JOB: HSS FDR Air Quality Existing/105' Jets

RUN: FDR DRIVE BET E 67TH-75TH STS/105' JETS

* MAXIMUM HOURLY CONCENTRATIONS WITH ANY AMBIENT BACKGROUND CONCENTRATIONS (BKG) ADDED
(PPM)

	REC41	REC42	REC43	REC44	REC45	REC46	REC47	REC48	REC49	REC50
MAX+BKG	2.4	2.3	2.1	2.2	2.2	2.2	2.1	2.0	2.0	2.1
- BKG	.0	.0	.0	.0	.0	.0	.0	.0	.0	.0
MAX	2.4	2.3	2.1	2.2	2.2	2.2	2.1	2.0	2.0	2.1
WIND DIR	233	221	24	221	221	221	24	233	233	24
JULIAN	29	316	41	316	316	316	41	29	29	41
HOUR	9	17	18	17	17	17	18	9	9	18

	REC51	REC52	REC53	REC54	REC55	REC56	REC57	REC58	REC59	REC60
MAX+BKG	2.1	2.2	2.2	2.2	2.2	2.2	2.6	2.6	2.7	2.7
- BKG	.0	.0	.0	.0	.0	.0	.0	.0	.0	.0
MAX	2.1	2.2	2.2	2.2	2.2	2.2	2.6	2.6	2.7	2.7
WIND DIR	1	221	221	1	1	221	24	24	1	1
JULIAN	285	316	316	285	285	316	41	41	285	285
HOUR	21	17	17	21	21	17	18	18	21	21

THE HIGHEST CONCENTRATION OF 3.70 PPM OCCURRED AT RECEPTOR REC32.

JOB: HSS FDR Air Quality Existing/105' Jets RUN: FDR DRIVE BET E 67TH-75TH STS/105' JETS

==========
Output Section
==========

NOTES PERTAINING TO THE REPORT

1. THE HIGHEST AVERAGE IN EACH OF THE FIRST TWO COLUMNS OF EACH TABLE BELOW ARE SUFFIXED BY AN ASTERISK (*). FOR PM OUTPUT, THERE IS ONLY ONE COLUMN AND ASTERISK FOR THE ANNUAL AVERAGE/PERIOD OF CONCERN TABLE.

2. THE NUMBERS IN PARENTHESES ARE THE JULIAN DAY AND ENDING HOUR FOR THE PRECEDING AVERAGE.

3. THE NUMBER OF CALM HOURS USED IN PRODUCING EACH AVERAGE ARE PREFIXED BY A C.

PRIMARY AVERAGES.

MAXIMUM 8-HOUR RUNNING NONOVERLAPPING AVERAGE CONCENTRATIONS
IN PARTS PER MILLION (PPM),
INCLUDING AMBIENT BACKGROUND CONCENTRATIONS.

Receptor Number	Highest Conc	Ending Day Hr	Calm	Second highest Conc	Ending Day Hr	Calm
1	1.44	(285,24)	C 1	1.20	(338,24)	C 1
2	1.46	(285,24)	C 1	1.23	(338,24)	C 1
3	1.46	(285,24)	C 1	1.21	(338,24)	C 1
4	1.46	(285,24)	C 1	1.20	(316,17)	C 1
5	1.46	(285,24)	C 1	1.20	(139,22)	C 2
6	1.44	(285,24)	C 1	1.23	(50,12)	C 2
7	1.44	(285,24)	C 1	1.18	(139,22)	C 2
8	1.44	(285,24)	C 1	1.21	(316,17)	C 1
9	1.44	(285,24)	C 1	1.20	(316,17)	C 1
10	1.44	(285,24)	C 1	1.21	(316,17)	C 1
11	1.44	(285,24)	C 1	1.22	(129,23)	C 0
12	1.44	(285,24)	C 1	1.20	(316,17)	C 1
13	1.44	(285,24)	C 1	1.23	(316,17)	C 1
14	1.46	(285,24)	C 1	1.19	(129,23)	C 0
15	1.46	(285,24)	C 1	1.19	(129,23)	C 0
16	1.46	(285,24)	C 1	1.17	(50,12)	C 2
17	1.47	(285,24)	C 1	1.17	(316,17)	C 1
18	1.47	(285,24)	C 1	1.20	(316,17)	C 1
19	1.47	(285,24)	C 1	1.20	(316,17)	C 1
20	1.46	(285,24)	C 1	1.20	(316,17)	C 1
21	1.43	(285,24)	C 1	1.20	(316,17)	C 1
22	1.43	(285,24)	C 1	1.22	(50,12)	C 2
23	1.44	(285,24)	C 1	1.21	(316,17)	C 1
24	1.43	(285,24)	C 1	1.26	(316,17)	C 1

JOB: HSS FDR Air Quality Existing/105' Jets RUN: FDR DRIVE BET E 67TH-75TH STS/105' JETS

MAXIMUM 8-HOUR RUNNING NONOVERLAPPING AVERAGE CONCENTRATIONS
IN PARTS PER MILLION (PPM),
INCLUDING AMBIENT BACKGROUND CONCENTRATIONS.

Receptor Number	Highest Conc	Highest Ending Day Hr	Highest Calm	Second highest Conc	Second highest Ending Day Hr	Second highest Calm
25	1.41	(285,24)	C 1	1.26	(316,17)	C 1
26	1.40	(285,24)	C 1	1.23	(316,17)	C 1
27	1.41	(285,24)	C 1	1.24	(316,17)	C 1
28	1.44	(285,23)	C 1	1.24	(316,17)	C 1
29	1.46	(285,24)	C 1	1.24	(316,17)	C 1
30	1.60	(285,24)	C 1	1.34	(326, 1)	C 1
31	1.84	(285,24)	C 1	1.51	(326, 1)	C 1
32	2.14*	(285,24)	C 1	1.70*	(326, 1)	C 1
33	2.09	(285,24)	C 1	1.64	(326, 1)	C 1
34	2.00	(285,24)	C 1	1.66	(316,17)	C 1
35	1.73	(316,17)	C 1	1.66	(285,24)	C 1
36	1.75	(50,12)	C 2	1.70	(316,17)	C 1
37	1.55	(50,12)	C 2	1.51	(316,17)	C 1
38	1.40	(50,12)	C 2	1.35	(129,23)	C 0
39	1.30	(50,12)	C 2	1.26	(129,23)	C 0
40	1.25	(50,12)	C 2	1.22	(129,23)	C 0
41	1.20	(50,12)	C 2	1.19	(285,24)	C 1
42	1.17	(285,24)	C 1	1.17	(50,12)	C 2
43	1.14	(285,24)	C 1	1.13	(50,12)	C 2
44	1.16	(285,24)	C 1	1.12	(50,12)	C 2
45	1.17	(285,24)	C 1	1.12	(50,12)	C 2
46	1.17	(285,24)	C 1	1.10	(50,12)	C 2
47	1.16	(285,24)	C 1	1.07	(316,17)	C 1
48	1.17	(285,24)	C 1	1.04	(316,17)	C 1
49	1.17	(285,24)	C 1	1.02	(50,12)	C 2
50	1.20	(285,24)	C 1	1.05	(50,12)	C 2
51	1.16	(285,24)	C 1	1.04	(129,23)	C 0
52	1.16	(285,23)	C 1	1.04	(316,17)	C 1
53	1.19	(285,24)	C 1	1.04	(316,17)	C 1
54	1.20	(285,24)	C 1	1.04	(316,17)	C 1
55	1.24	(285,24)	C 1	1.04	(316,17)	C 1
56	1.19	(285,24)	C 1	1.01	(316,17)	C 1
57	1.43	(285,24)	C 1	1.20	(338,24)	C 1
58	1.51	(285,24)	C 1	1.21	(247,16)	C 1
59	1.59	(285,24)	C 1	1.24	(326, 1)	C 1
60	1.67	(285,24)	C 1	1.26	(326, 1)	C 1

FIVE HIGHEST 1-HOUR END-TO-END AVERAGE CONCENTRATIONS IN PARTS PER MILLION
INCLUDING AMBIENT BACKGROUND CONCENTRATIONS.

Rcptr No.	Highest Conc	Highest Ending Day Hr	Highest Calm	Second Highest Conc	Second Highest Ending Day Hr	Second Highest Calm	Third Highest Conc	Third Highest Ending Day Hr	Third Highest Calm	Fourth Highest Conc	Fourth Highest Ending Day Hr	Fourth Highest Calm	Fifth Highest Conc	Fifth Highest Ending Day Hr	Fifth Highest Calm
1	2.70	(41,18)	C 0	2.50	(285,21)	C 0	2.20	(50, 8)	C 0	2.20	(140, 7)	C 0	2.10	(76,19)	C 0

JOB: HSS FDR Air Quality Existing/105' Jets

RUN: FDR DRIVE BET E 67TH-75TH STS/105' JETS

FIVE HIGHEST 1-HOUR END-TO-END AVERAGE CONCENTRATIONS IN PARTS PER MILLION
INCLUDING AMBIENT BACKGROUND CONCENTRATIONS.

Rcptr	Highest			Second Highest			Third Highest			Fourth Highest			Fifth Highest		
No.	Conc	Ending Day Hr	Calm	Conc	Ending Day Hr	Calm	Conc	Ending Day Hr	Calm	Conc	Ending Day Hr	Calm	Conc	Ending Day Hr	Calm
2	2.60	(41,18)	C 0	2.50	(285,21)	C 0	2.20	(50, 8)	C 0	2.20	(76,19)	C 0	2.20	(140, 7)	C 0
3	2.60	(41,18)	C 0	2.50	(50, 8)	C 0	2.50	(285,21)	C 0	2.30	(76,19)	C 0	2.20	(29, 9)	C 0
4	2.60	(41,18)	C 0	2.60	(50, 8)	C 0	2.50	(285,21)	C 0	2.40	(76,19)	C 0	2.30	(29, 9)	C 0
5	2.60	(41,18)	C 0	2.60	(50, 8)	C 0	2.50	(285,21)	C 0	2.40	(29, 9)	C 0	2.40	(76,19)	C 0
6	2.60	(41,18)	C 0	2.50	(50, 8)	C 0	2.50	(285,21)	C 0	2.40	(76,19)	C 0	2.30	(140, 7)	C 0
7	2.50	(285,21)	C 0	2.40	(41,18)	C 0	2.40	(50, 8)	C 0	2.30	(29, 9)	C 0	2.20	(76,19)	C 0
8	2.50	(41,18)	C 0	2.50	(285,21)	C 0	2.40	(50, 8)	C 0	2.30	(140, 7)	C 0	2.30	(29, 9)	C 0
9	2.50	(50, 8)	C 0	2.50	(285,21)	C 0	2.40	(41,18)	C 0	2.30	(76,19)	C 0	2.20	(29, 9)	C 0
10	2.60	(41,18)	C 0	2.50	(285,21)	C 0	2.40	(29, 9)	C 0	2.40	(50, 8)	C 0	2.30	(76,19)	C 0
11	2.50	(41,18)	C 0	2.50	(285,21)	C 0	2.40	(50, 8)	C 0	2.30	(29, 9)	C 0	2.30	(76,19)	C 0
12	2.60	(41,18)	C 0	2.50	(285,21)	C 0	2.40	(50, 8)	C 0	2.30	(29, 9)	C 0	2.20	(76,19)	C 0
13	2.60	(41,18)	C 0	2.50	(285,21)	C 0	2.40	(50, 8)	C 0	2.30	(316,17)	C 0	2.30	(29, 9)	C 0
14	2.60	(41,18)	C 0	2.50	(285,21)	C 0	2.40	(50, 8)	C 0	2.30	(140, 7)	C 0	2.30	(29, 9)	C 0
15	2.60	(41,18)	C 0	2.50	(285,21)	C 0	2.40	(50, 8)	C 0	2.40	(76,19)	C 0	2.30	(140, 7)	C 0
16	2.50	(41,18)	C 0	2.50	(285,21)	C 0	2.50	(50, 8)	C 0	2.30	(76,19)	C 0	2.20	(140, 7)	C 0
17	2.60	(41,18)	C 0	2.50	(285,21)	C 0	2.50	(50, 8)	C 0	2.30	(140, 7)	C 0	2.20	(29, 9)	C 0
18	2.70	(41,18)	C 0	2.50	(285,21)	C 0	2.40	(29, 9)	C 0	2.40	(50, 8)	C 0	2.30	(140, 7)	C 0
19	2.70	(41,18)	C 0	2.50	(285,21)	C 0	2.40	(29, 9)	C 0	2.40	(50, 8)	C 0	2.30	(140, 7)	C 0
20	2.70	(41,18)	C 0	2.50	(285,21)	C 0	2.40	(29, 9)	C 0	2.40	(50, 8)	C 0	2.30	(140, 7)	C 0
21	2.70	(41,18)	C 0	2.40	(50, 8)	C 0	2.40	(285,21)	C 0	2.30	(29, 9)	C 0	2.30	(316,17)	C 0
22	2.80	(41,18)	C 0	2.40	(50, 8)	C 0	2.40	(285,21)	C 0	2.30	(29, 9)	C 0	2.30	(76,19)	C 0
23	2.80	(41,18)	C 0	2.50	(285,21)	C 0	2.40	(140, 7)	C 0	2.40	(50, 8)	C 0	2.30	(29, 9)	C 0
24	2.70	(41,18)	C 0	2.50	(285,21)	C 0	2.50	(316,17)	C 0	2.40	(50, 8)	C 0	2.30	(29, 9)	C 0
25	2.70	(41,18)	C 0	2.50	(316,17)	C 0	2.40	(50, 8)	C 0	2.40	(285,21)	C 0	2.30	(29, 9)	C 0
26	2.70	(41,18)	C 0	2.50	(285,21)	C 0	2.40	(316,17)	C 0	2.40	(50, 8)	C 0	2.30	(29, 9)	C 0
27	2.90	(41,18)	C 0	2.50	(285,21)	C 0	2.40	(316,17)	C 0	2.40	(50, 8)	C 0	2.40	(76,19)	C 0
28	2.90	(41,18)	C 0	2.50	(285,21)	C 0	2.40	(316,17)	C 0	2.40	(50, 8)	C 0	2.40	(76,19)	C 0
29	2.80	(41,18)	C 0	2.60	(285,21)	C 0	2.40	(316,17)	C 0	2.40	(50, 8)	C 0	2.30	(5,14)	C 0
30	3.00	(41,18)	C 0	2.90	(285,21)	C 0	2.60	(140, 7)	C 0	2.50	(5,14)	C 0	2.50	(362, 8)	C 0
31	3.30	(41,18)	C 0	3.20	(285,21)	C 0	2.80	(362, 8)	C 0	2.70	(140, 7)	C 0	2.70	(227,20)	C 0
32	3.70*	(285,21)	C 0	3.20	(41,18)	C 0	3.00	(5,14)	C 0	2.90	(227,20)	C 0	2.90	(280, 7)	C 0
33	3.50	(285,21)	C 0	2.90	(50, 8)	C 0	2.90	(280, 7)	C 0	2.90	(285,23)	C 0	2.90	(41,18)	C 0
34	3.30	(50, 8)	C 0	3.30	(285,21)	C 0	3.10	(76,19)	C 0	3.00	(29, 9)	C 0	2.90	(338,20)	C 0
35	3.30	(50, 8)	C 0	3.20	(76,19)	C 0	3.20	(29, 9)	C 0	2.90	(80,21)	C 0	2.90	(160,10)	C 0
36	3.60	(50, 8)	C 0	3.40*	(76,19)	C 0	3.40	(29, 9)	C 0	3.20	(160,10)	C 0	3.00	(316,17)	C 0
37	3.10	(50, 8)	C 0	3.10	(316,17)	C 0	3.00	(29, 9)	C 0	2.90	(76,19)	C 0	2.90	(160,10)	C 0
38	2.80	(50, 8)	C 0	2.80	(316,17)	C 0	2.70	(29, 9)	C 0	2.50	(76,19)	C 0	2.40	(233, 7)	C 0
39	2.60	(316,17)	C 0	2.40	(29, 9)	C 0	2.40	(50, 8)	C 0	2.40	(156,10)	C 0	2.40	(233, 7)	C 0
40	2.50	(316,17)	C 0	2.30	(29, 9)	C 0	2.30	(50, 8)	C 0	2.20	(41,18)	C 0	2.20	(76,19)	C 0
41	2.40	(29, 9)	C 0	2.30	(316,17)	C 0	2.20	(50, 8)	C 0	2.20	(76,19)	C 0	2.10	(41,18)	C 0
42	2.30	(316,17)	C 0	2.20	(29, 9)	C 0	2.20	(50, 8)	C 0	2.10	(233, 7)	C 0	2.10	(76,19)	C 0

JOB: HSS FDR Air Quality Existing/105' Jets

RUN: FDR DRIVE BET E 67TH-75TH STS/105' JETS

FIVE HIGHEST 1-HOUR END-TO-END AVERAGE CONCENTRATIONS IN PARTS PER MILLION
INCLUDING AMBIENT BACKGROUND CONCENTRATIONS.

Rcptr	Highest			Second Highest			Third Highest			Fourth Highest			Fifth Highest		
No.	Conc	Ending Day Hr	Calm	Conc	Ending Day Hr	Calm	Conc	Ending Day Hr	Calm	Conc	Ending Day Hr	Calm	Conc	Ending Day Hr	Calm
43	2.10	(41,18)	C 0	2.10	(50, 8)	C 0	2.10	(316,17)	C 0	2.00	(29, 9)	C 0	2.00	(76,19)	C 0
44	2.20	(316,17)	C 0	2.20	(50, 8)	C 0	2.10	(41,18)	C 0	2.10	(29, 9)	C 0	2.00	(76,19)	C 0
45	2.20	(316,17)	C 0	2.20	(50, 8)	C 0	2.10	(29, 9)	C 0	2.10	(285,21)	C 0	2.00	(41,18)	C 0
46	2.20	(316,17)	C 0	2.20	(50, 8)	C 0	2.10	(285,21)	C 0	2.00	(29, 9)	C 0	2.00	(41,18)	C 0
47	2.10	(41,18)	C 0	2.10	(50, 8)	C 0	2.10	(316,17)	C 0	2.00	(29, 9)	C 0	2.00	(285,21)	C 0
48	2.00	(29, 9)	C 0	2.00	(50, 8)	C 0	2.00	(285,21)	C 0	2.00	(316,17)	C 0	1.90	(76,19)	C 0
49	2.00	(29, 9)	C 0	2.00	(41,18)	C 0	2.00	(50, 8)	C 0	2.00	(285,21)	C 0	2.00	(316,17)	C 0
50	2.10	(41,18)	C 0	2.10	(285,21)	C 0	2.10	(316,17)	C 0	2.00	(29, 9)	C 0	2.00	(50, 8)	C 0
51	2.10	(285,21)	C 0	2.10	(316,17)	C 0	2.00	(29, 9)	C 0	2.00	(41,18)	C 0	2.00	(50, 8)	C 0
52	2.20	(316,17)	C 0	2.10	(285,21)	C 0	2.10	(29, 9)	C 0	2.00	(41,18)	C 0	2.00	(50, 8)	C 0
53	2.20	(316,17)	C 0	2.10	(285,21)	C 0	2.10	(29, 9)	C 0	2.00	(50, 8)	C 0	2.00	(156,10)	C 0
54	2.20	(285,21)	C 0	2.20	(316,17)	C 0	2.00	(29, 9)	C 0	2.00	(41,18)	C 0	2.00	(156,10)	C 0
55	2.20	(285,21)	C 0	2.20	(316,17)	C 0	2.00	(29, 9)	C 0	1.90	(50, 8)	C 0	1.80	(41,18)	C 0
56	2.20	(316,17)	C 0	2.10	(285,21)	C 0	2.00	(29, 9)	C 0	1.90	(50, 8)	C 0	1.80	(76,19)	C 0
57	2.60	(41,18)	C 0	2.40	(285,21)	C 0	2.10	(140, 7)	C 0	2.10	(187,22)	C 0	2.00	(5,14)	C 0
58	2.60	(41,18)	C 0	2.50	(285,21)	C 0	2.30	(140, 7)	C 0	2.20	(172,16)	C 0	2.20	(285,23)	C 0
59	2.70	(285,21)	C 0	2.50	(41,18)	C 0	2.20	(227,20)	C 0	2.20	(285,23)	C 0	2.10	(140, 7)	C 0
60	2.70	(285,21)	C 0	2.70	(41,18)	C 0	2.30	(285,23)	C 0	2.20	(5,14)	C 0	2.20	(165, 9)	C 0

MAXIMUM 8-HOUR AVERAGED LINK CONTRIBUTIONS
IN PARTS PER MILLION (PPM)
INCLUDING AMBIENT BACKGROUND CONCENTRATIONS.

Rcptr No.	Total Conc	Ending Day Hr	Ambient Backgnd	Total Link	Link +1	Link +2	Link +3	Link +4	Link +5	Link +6	Link +7	Link +8	Link +9	Link +10
1	1.44	(285,24)	.00	1.44	.00	.90	.00	.00	.00	.00	.50	.00	.00	.04
			Links	10+	.00	.00	.00	.00	.00	.00	.00	.00	.00	.00
2	1.46	(285,24)	.00	1.46	.00	.91	.00	.00	.00	.00	.50	.00	.00	.04
			Links	10+	.00	.00	.00	.00	.00	.00	.00	.00	.00	.00
3	1.46	(285,24)	.00	1.46	.00	.91	.00	.00	.00	.00	.50	.00	.00	.04
			Links	10+	.00	.00	.00	.00	.00	.00	.00	.00	.00	.00
4	1.46	(285,24)	.00	1.46	.00	.91	.00	.00	.00	.00	.50	.00	.00	.04
			Links	10+	.00	.00	.00	.00	.00	.00	.00	.00	.00	.00
5	1.46	(285,24)	.00	1.46	.00	.91	.00	.00	.00	.00	.50	.00	.00	.04
			Links	10+	.00	.00	.00	.00	.00	.00	.00	.00	.00	.00
6	1.44	(285,24)	.00	1.44	.00	.91	.00	.00	.00	.00	.49	.00	.00	.04
			Links	10+	.00	.00	.00	.00	.00	.00	.00	.00	.00	.00
7	1.44	(285,24)	.00	1.44	.00	.91	.00	.00	.00	.00	.49	.00	.00	.04
			Links	10+	.00	.00	.00	.00	.00	.00	.00	.00	.00	.00

JOB: HSS FDR Air Quality Existing/105' Jets

RUN: FDR DRIVE BET E 67TH-75TH STS/105' JETS

LINK CONTRIBUTION TABLES

MAXIMUM 8-HOUR AVERAGED LINK CONTRIBUTIONS
IN PARTS PER MILLION (PPM)
INCLUDING AMBIENT BACKGROUND CONCENTRATIONS.

Rcptr No.	Total Conc	Ending Day Hr	Ambient Backgnd	Total Link	Link +1	Link +2	Link +3	Link +4	Link +5	Link +6	Link +7	Link +8	Link +9	Link +10
8	1.44	(285,24)	.00	1.44	.00	.91	.00	.00	.00	.00	.49	.00	.00	.04
			Links	10+	.00	.00	.00	.00	.00	.00	.00	.00	.00	.00
9	1.44	(285,24)	.00	1.44	.00	.91	.00	.00	.00	.00	.49	.00	.00	.04
			Links	10+	.00	.00	.00	.00	.00	.00	.00	.00	.00	.00
10	1.44	(285,24)	.00	1.44	.00	.91	.00	.00	.00	.00	.49	.00	.00	.04
			Links	10+	.00	.00	.00	.00	.00	.00	.00	.00	.00	.00
11	1.44	(285,24)	.00	1.44	.00	.91	.00	.00	.00	.00	.49	.00	.00	.04
			Links	10+	.00	.00	.00	.00	.00	.00	.00	.00	.00	.00
12	1.44	(285,24)	.00	1.44	.00	.91	.00	.00	.00	.00	.49	.00	.00	.04
			Links	10+	.00	.00	.00	.00	.00	.00	.00	.00	.00	.00
13	1.44	(285,24)	.00	1.44	.00	.91	.00	.00	.00	.00	.49	.00	.00	.04
			Links	10+	.00	.00	.00	.00	.00	.00	.00	.00	.00	.00
14	1.46	(285,24)	.00	1.46	.00	.91	.00	.00	.00	.01	.49	.00	.00	.04
			Links	10+	.00	.00	.00	.00	.00	.00	.00	.00	.00	.00
15	1.46	(285,24)	.00	1.46	.00	.91	.00	.00	.00	.01	.49	.00	.00	.04
			Links	10+	.00	.00	.00	.00	.00	.00	.00	.00	.00	.00
16	1.46	(285,24)	.00	1.46	.00	.91	.00	.00	.00	.01	.49	.00	.00	.04
			Links	10+	.00	.00	.00	.00	.00	.00	.00	.00	.00	.00
17	1.47	(285,24)	.00	1.47	.00	.91	.01	.00	.00	.01	.49	.00	.00	.04
			Links	10+	.00	.00	.00	.00	.00	.00	.00	.00	.00	.00
18	1.47	(285,24)	.00	1.47	.00	.91	.01	.00	.00	.01	.49	.00	.00	.04
			Links	10+	.00	.00	.00	.00	.00	.00	.00	.00	.00	.00
19	1.47	(285,24)	.00	1.47	.00	.91	.01	.00	.00	.01	.49	.00	.00	.04
			Links	10+	.00	.00	.00	.00	.00	.00	.00	.00	.00	.00
20	1.46	(285,24)	.00	1.46	.00	.90	.01	.00	.00	.01	.49	.00	.00	.04
			Links	10+	.00	.00	.00	.00	.00	.00	.00	.00	.00	.00
21	1.43	(285,24)	.00	1.43	.00	.90	.01	.00	.00	.01	.46	.00	.00	.04
			Links	10+	.00	.00	.00	.00	.00	.00	.00	.00	.00	.00
22	1.43	(285,24)	.00	1.43	.00	.90	.01	.00	.00	.01	.44	.00	.00	.04
			Links	10+	.01	.00	.00	.00	.00	.00	.00	.00	.00	.00
23	1.44	(285,24)	.00	1.44	.00	.90	.01	.00	.00	.03	.44	.00	.00	.04
			Links	10+	.01	.00	.00	.00	.00	.00	.00	.00	.00	.00
24	1.43	(285,24)	.00	1.43	.00	.90	.01	.00	.00	.03	.44	.00	.00	.03
			Links	10+	.01	.00	.00	.00	.00	.00	.00	.00	.00	.00
25	1.41	(285,24)	.00	1.41	.00	.89	.01	.00	.00	.04	.43	.00	.00	.03
			Links	10+	.01	.00	.00	.00	.00	.00	.00	.00	.00	.00
26	1.40	(285,24)	.00	1.40	.00	.86	.03	.00	.00	.07	.40	.00	.00	.01
			Links	10+	.03	.00	.00	.00	.00	.00	.00	.00	.00	.00

JOB: HSS FDR Air Quality Existing/105' Jets

RUN: FDR DRIVE BET E 67TH-75TH STS/105' JETS

LINK CONTRIBUTION TABLES

MAXIMUM 8-HOUR AVERAGED LINK CONTRIBUTIONS
IN PARTS PER MILLION (PPM)
INCLUDING AMBIENT BACKGROUND CONCENTRATIONS.

Rcptr No.	Total Conc	Ending Day Hr	Ambient Backgnd	Total Link	Link +1	Link +2	Link +3	Link +4	Link +5	Link +6	Link +7	Link +8	Link +9	Link +10
27	1.41	(285,24)	.00	1.41	.00	.86	.04	.00	.00	.09	.37	.00	.01	.01
				Links 10+	.03	.00	.00	.00	.00	.00	.00	.00	.00	.00
28	1.44	(285,23)	.00	1.44	.00	.81	.06	.00	.00	.16	.30	.00	.03	.00
				Links 10+	.09	.00	.00	.00	.00	.00	.00	.00	.00	.00
29	1.46	(285,24)	.00	1.46	.00	.79	.11	.00	.00	.20	.21	.00	.03	.00
				Links 10+	.11	.00	.00	.00	.00	.00	.00	.00	.00	.00
30	1.60	(285,24)	.00	1.60	.00	.64	.23	.00	.00	.30	.11	.00	.04	.00
				Links 10+	.27	.00	.00	.00	.00	.00	.00	.00	.00	.00
31	1.84	(285,24)	.00	1.84	.00	.31	.46	.00	.00	.37	.00	.00	.06	.00
				Links 10+	.64	.00	.00	.00	.00	.00	.00	.00	.00	.00
32	2.14	(285,24)	.00	2.14	.00	.00	.73	.00	.00	.37	.00	.00	.06	.00
				Links 10+	.99	.00	.00	.00	.00	.00	.00	.00	.00	.00
33	2.09	(285,24)	.00	2.09	.00	.00	.73	.00	.00	.37	.00	.00	.06	.00
				Links 10+	.93	.00	.00	.00	.00	.00	.00	.00	.00	.00
34	2.00	(285,24)	.00	2.00	.00	.00	.73	.00	.00	.37	.00	.00	.06	.00
				Links 10+	.84	.00	.00	.00	.00	.00	.00	.00	.00	.00
35	1.73	(316,17)	.00	1.73	.00	.26	.43	.00	.00	.14	.24	.00	.00	.00
				Links 10+	.66	.00	.00	.00	.00	.00	.00	.00	.00	.00
36	1.75	(50,12)	.00	1.75	.00	.27	.45	.00	.00	.08	.27	.00	.00	.02
				Links 10+	.67	.00	.00	.00	.00	.00	.00	.00	.00	.00
37	1.55	(50,12)	.00	1.55	.00	.20	.48	.00	.00	.13	.23	.00	.00	.00
				Links 10+	.50	.00	.00	.00	.00	.00	.00	.00	.00	.00
38	1.40	(50,12)	.00	1.40	.00	.18	.50	.00	.00	.17	.22	.00	.00	.00
				Links 10+	.33	.00	.00	.00	.00	.00	.00	.00	.00	.00
39	1.30	(50,12)	.00	1.30	.00	.17	.52	.00	.00	.18	.20	.00	.00	.00
				Links 10+	.23	.00	.00	.00	.00	.00	.00	.00	.00	.00
40	1.25	(50,12)	.00	1.25	.00	.15	.53	.00	.00	.20	.18	.00	.00	.00
				Links 10+	.18	.00	.00	.00	.00	.00	.00	.00	.00	.00
41	1.20	(50,12)	.00	1.20	.00	.13	.53	.00	.00	.23	.15	.00	.02	.00
				Links 10+	.13	.00	.00	.00	.00	.00	.00	.00	.00	.00
42	1.17	(285,24)	.00	1.17	.00	.00	.71	.01	.01	.37	.00	.00	.06	.00
				Links 10+	.00	.00	.00	.00	.00	.00	.00	.00	.00	.00
43	1.14	(285,24)	.00	1.14	.00	.00	.70	.01	.01	.36	.00	.00	.06	.00
				Links 10+	.00	.00	.00	.00	.00	.00	.00	.00	.00	.00
44	1.16	(285,24)	.00	1.16	.00	.00	.71	.01	.01	.36	.00	.00	.06	.00
				Links 10+	.00	.00	.00	.00	.00	.00	.00	.00	.00	.00
45	1.17	(285,24)	.00	1.17	.00	.00	.71	.01	.03	.36	.00	.00	.06	.00
				Links 10+	.00	.00	.00	.00	.00	.00	.00	.00	.00	.00

LINK CONTRIBUTION TABLES

MAXIMUM 8-HOUR AVERAGED LINK CONTRIBUTIONS
IN PARTS PER MILLION (PPM)
INCLUDING AMBIENT BACKGROUND CONCENTRATIONS.

Rcptr No.	Total Conc	Ending Day Hr	Ambient Backgnd	Total Link	Link +1	Link +2	Link +3	Link +4	Link +5	Link +6	Link +7	Link +8	Link +9	Link +10
46	1.17	(285,24)	.00	1.17	.00	.00	.71	.01	.03	.36	.00	.00	.06	.00
				Links 10+	.00	.00	.00	.00	.00	.00	.00	.00	.00	.00
47	1.16	(285,24)	.00	1.16	.00	.00	.70	.01	.03	.36	.00	.00	.06	.00
				Links 10+	.00	.00	.00	.00	.00	.00	.00	.00	.00	.00
48	1.17	(285,24)	.00	1.17	.00	.00	.70	.01	.04	.36	.00	.00	.06	.00
				Links 10+	.00	.00	.00	.00	.00	.00	.00	.00	.00	.00
49	1.17	(285,24)	.00	1.17	.00	.00	.70	.03	.06	.33	.00	.00	.06	.00
				Links 10+	.00	.00	.00	.00	.00	.00	.00	.00	.00	.00
50	1.20	(285,24)	.00	1.20	.00	.00	.70	.04	.07	.33	.00	.00	.06	.00
				Links 10+	.00	.00	.00	.00	.00	.00	.00	.00	.00	.00
51	1.16	(285,24)	.00	1.16	.00	.00	.69	.04	.11	.31	.00	.00	.00	.00
				Links 10+	.00	.00	.00	.00	.00	.00	.00	.00	.00	.00
52	1.16	(285,23)	.00	1.16	.00	.00	.66	.09	.17	.24	.00	.00	.00	.00
				Links 10+	.00	.00	.00	.00	.00	.00	.00	.00	.00	.00
53	1.19	(285,24)	.00	1.19	.00	.00	.64	.11	.23	.20	.00	.00	.00	.00
				Links 10+	.00	.00	.00	.00	.00	.00	.00	.00	.00	.00
54	1.20	(285,24)	.00	1.20	.00	.00	.56	.20	.33	.11	.00	.00	.00	.00
				Links 10+	.00	.00	.00	.00	.00	.00	.00	.00	.00	.00
55	1.24	(285,24)	.00	1.24	.00	.00	.37	.41	.44	.01	.00	.00	.00	.00
				Links 10+	.00	.00	.00	.00	.00	.00	.00	.00	.00	.00
56	1.19	(285,24)	.00	1.19	.00	.00	.01	.71	.46	.00	.00	.00	.00	.00
				Links 10+	.00	.00	.00	.00	.00	.00	.00	.00	.00	.00
57	1.43	(285,24)	.00	1.43	.37	.49	.00	.00	.00	.00	.46	.03	.00	.04
				Links 10+	.00	.04	.00	.00	.00	.00	.00	.00	.00	.00
58	1.51	(285,24)	.00	1.51	.56	.23	.00	.00	.00	.00	.34	.13	.00	.04
				Links 10+	.00	.21	.00	.00	.00	.00	.00	.00	.00	.00
59	1.59	(285,24)	.00	1.59	.64	.11	.00	.00	.00	.00	.23	.24	.00	.01
				Links 10+	.00	.34	.00	.00	.00	.00	.00	.00	.00	.00
60	1.67	(285,24)	.00	1.67	.67	.09	.00	.00	.00	.00	.14	.30	.00	.01
				Links 10+	.00	.46	.00	.00	.00	.00	.00	.00	.00	.00

JOB: HSS FDR Air Quality Existing/105' Jets

RUN: FDR DRIVE BET E 67TH-75TH STS/105' JETS

LINK CONTRIBUTION TABLES

SECOND HIGHEST 8-HOUR AVERAGED LINK CONTRIBUTIONS
IN PARTS PER MILLION (PPM)
INCLUDING AMBIENT BACKGROUND CONCENTRATIONS.

Rcptr No.	Total Conc	Ending Day Hr	Ambient Backgnd	Total Link	Link +1	Link +2	Link +3	Link +4	Link +5	Link +6	Link +7	Link +8	Link +9	Link +10
1	1.20	(338,24)	.00	1.20	.41	.14	.00	.00	.00	.00	.09	.24	.00	.00
			Links 10+		.00	.31	.00	.00	.00	.00	.00	.00	.00	.00
2	1.23	(338,24)	.00	1.23	.20	.43	.00	.00	.00	.00	.11	.21	.00	.00
			Links 10+		.00	.27	.00	.00	.00	.00	.00	.00	.00	.00
3	1.21	(338,24)	.00	1.21	.09	.59	.00	.00	.00	.00	.19	.16	.00	.00
			Links 10+		.00	.20	.00	.00	.00	.00	.00	.00	.00	.00
4	1.20	(316,17)	.00	1.20	.17	.56	.00	.00	.00	.00	.19	.16	.00	.00
			Links 10+		.00	.13	.00	.00	.00	.00	.00	.00	.00	.00
5	1.20	(139,22)	.00	1.20	.10	.65	.00	.00	.00	.00	.25	.10	.00	.00
			Links 10+		.00	.10	.00	.00	.00	.00	.00	.00	.00	.00
6	1.23	(50,12)	.00	1.23	.15	.62	.00	.00	.00	.00	.17	.15	.00	.00
			Links 10+		.00	.15	.00	.00	.00	.00	.00	.00	.00	.00
7	1.18	(139,22)	.00	1.18	.05	.70	.00	.00	.00	.00	.28	.08	.00	.00
			Links 10+		.00	.07	.00	.00	.00	.00	.00	.00	.00	.00
8	1.21	(316,17)	.00	1.21	.09	.67	.00	.00	.00	.00	.30	.09	.00	.00
			Links 10+		.00	.07	.00	.00	.00	.00	.00	.00	.00	.00
9	1.20	(316,17)	.00	1.20	.07	.70	.00	.00	.00	.00	.30	.07	.00	.00
			Links 10+		.00	.06	.00	.00	.00	.00	.00	.00	.00	.00
10	1.21	(316,17)	.00	1.21	.04	.71	.00	.00	.00	.00	.33	.07	.00	.00
			Links 10+		.00	.06	.00	.00	.00	.00	.00	.00	.00	.00
11	1.22	(129,23)	.00	1.23	.08	.73	.00	.00	.00	.00	.25	.09	.00	.01
			Links 10+		.00	.08	.00	.00	.00	.00	.00	.00	.00	.00
12	1.20	(316,17)	.00	1.20	.04	.73	.00	.00	.00	.00	.33	.06	.00	.00
			Links 10+		.00	.04	.00	.00	.00	.00	.00	.00	.00	.00
13	1.23	(316,17)	.00	1.23	.04	.74	.00	.00	.00	.00	.36	.06	.00	.00
			Links 10+		.00	.03	.00	.00	.00	.00	.00	.00	.00	.00
14	1.19	(129,23)	.00	1.19	.05	.74	.00	.00	.00	.00	.28	.06	.00	.03
			Links 10+		.00	.04	.00	.00	.00	.00	.00	.00	.00	.00
15	1.19	(129,23)	.00	1.19	.05	.74	.00	.00	.00	.00	.29	.06	.00	.03
			Links 10+		.00	.03	.00	.00	.00	.00	.00	.00	.00	.00
16	1.17	(50,12)	.00	1.17	.02	.75	.00	.00	.00	.00	.32	.03	.00	.02
			Links 10+		.00	.03	.00	.00	.00	.00	.00	.00	.00	.00
17	1.17	(316,17)	.00	1.17	.01	.74	.00	.00	.00	.00	.37	.03	.00	.00
			Links 10+		.00	.01	.00	.00	.00	.00	.00	.00	.00	.00
18	1.20	(316,17)	.00	1.20	.01	.76	.00	.00	.00	.00	.40	.01	.00	.00
			Links 10+		.00	.01	.00	.00	.00	.00	.00	.00	.00	.00
19	1.20	(316,17)	.00	1.20	.01	.76	.00	.00	.00	.00	.40	.01	.00	.00
			Links 10+		.00	.01	.00	.00	.00	.00	.00	.00	.00	.00

JOB: HSS FDR Air Quality Existing/105' Jets

RUN: FDR DRIVE BET E 67TH-75TH STS/105' JETS

LINK CONTRIBUTION TABLES

SECOND HIGHEST 8-HOUR AVERAGED LINK CONTRIBUTIONS
IN PARTS PER MILLION (PPM)
INCLUDING AMBIENT BACKGROUND CONCENTRATIONS.

Rcptr No.	Total Conc	Ending Day Hr	Ambient Backgnd	Total Link	Link +1	Link +2	Link +3	Link +4	Link +5	Link +6	Link +7	Link +8	Link +9	Link +10
20	1.20	(316,17)	.00	1.20	.01	.76	.00	.00	.00	.00	.40	.01	.00	.00
				Links 10+	.00	.01	.00	.00	.00	.00	.00	.00	.00	.00
21	1.20	(316,17)	.00	1.20	.01	.76	.00	.00	.00	.00	.40	.01	.00	.00
				Links 10+	.00	.01	.00	.00	.00	.00	.00	.00	.00	.00
22	1.22	(50,12)	.00	1.22	.02	.78	.00	.00	.00	.00	.38	.02	.00	.02
				Links 10+	.00	.00	.00	.00	.00	.00	.00	.00	.00	.00
23	1.21	(316,17)	.00	1.21	.01	.77	.00	.00	.00	.00	.40	.01	.00	.00
				Links 10+	.00	.01	.00	.00	.00	.00	.00	.00	.00	.00
24	1.26	(316,17)	.00	1.26	.01	.80	.00	.00	.00	.00	.41	.01	.00	.00
				Links 10+	.00	.01	.00	.00	.00	.00	.00	.00	.00	.00
25	1.26	(316,17)	.00	1.26	.01	.80	.00	.00	.00	.00	.41	.01	.00	.00
				Links 10+	.00	.01	.00	.00	.00	.00	.00	.00	.00	.00
26	1.23	(316,17)	.00	1.23	.01	.79	.00	.00	.00	.00	.41	.01	.00	.00
				Links 10+	.00	.00	.00	.00	.00	.00	.00	.00	.00	.00
27	1.24	(316,17)	.00	1.24	.01	.80	.00	.00	.00	.00	.41	.01	.00	.00
				Links 10+	.00	.00	.00	.00	.00	.00	.00	.00	.00	.00
28	1.24	(316,17)	.00	1.24	.01	.80	.00	.00	.00	.00	.41	.01	.00	.00
				Links 10+	.00	.00	.00	.00	.00	.00	.00	.00	.00	.00
29	1.24	(316,17)	.00	1.24	.01	.80	.00	.00	.00	.00	.41	.01	.00	.00
				Links 10+	.00	.00	.00	.00	.00	.00	.00	.00	.00	.00
30	1.34	(326, 1)	.00	1.34	.00	.50	.23	.00	.00	.27	.04	.00	.03	.00
				Links 10+	.27	.00	.00	.00	.00	.00	.00	.00	.00	.00
31	1.51	(326, 1)	.00	1.51	.00	.23	.41	.00	.00	.29	.00	.00	.03	.00
				Links 10+	.56	.00	.00	.00	.00	.00	.00	.00	.00	.00
32	1.70	(326, 1)	.00	1.70	.00	.00	.60	.00	.00	.30	.00	.00	.03	.00
				Links 10+	.77	.00	.00	.00	.00	.00	.00	.00	.00	.00
33	1.64	(326, 1)	.00	1.64	.00	.00	.60	.00	.00	.30	.00	.00	.03	.00
				Links 10+	.71	.00	.00	.00	.00	.00	.00	.00	.00	.00
34	1.66	(316,17)	.00	1.66	.00	.33	.37	.00	.00	.11	.27	.00	.00	.00
				Links 10+	.57	.00	.00	.00	.00	.00	.00	.00	.00	.00
35	1.66	(285,24)	.00	1.66	.00	.00	.73	.00	.01	.37	.00	.00	.06	.00
				Links 10+	.49	.00	.00	.00	.00	.00	.00	.00	.00	.00
36	1.70	(316,17)	.00	1.70	.00	.21	.46	.00	.00	.17	.19	.00	.00	.00
				Links 10+	.67	.00	.00	.00	.00	.00	.00	.00	.00	.00
37	1.51	(316,17)	.00	1.51	.00	.17	.51	.00	.00	.21	.19	.00	.01	.00
				Links 10+	.41	.00	.00	.00	.00	.00	.00	.00	.00	.00
38	1.35	(129,23)	.00	1.35	.00	.19	.51	.00	.00	.14	.19	.00	.00	.00
				Links 10+	.33	.00	.00	.00	.00	.00	.00	.00	.00	.00

JOB: HSS FDR Air Quality Existing/105' Jets

RUN: FDR DRIVE BET E 67TH-75TH STS/105' JETS

LINK CONTRIBUTION TABLES

SECOND HIGHEST 8-HOUR AVERAGED LINK CONTRIBUTIONS
IN PARTS PER MILLION (PPM)
INCLUDING AMBIENT BACKGROUND CONCENTRATIONS.

Rcptr No.	Total Conc	Ending Day Hr	Ambient Backgnd	Total Link	Link +1	Link +2	Link +3	Link +4	Link +5	Link +6	Link +7	Link +8	Link +9	Link +10
39	1.26	(129,23)	.00	1.26	.00	.18	.52	.00	.00	.16	.16	.00	.00	.00
				Links 10+	.24	.00	.00	.00	.00	.00	.00	.00	.00	.00
40	1.22	(129,23)	.00	1.22	.00	.15	.56	.00	.00	.19	.15	.00	.00	.00
				Links 10+	.18	.00	.00	.00	.00	.00	.00	.00	.00	.00
41	1.19	(285,24)	.00	1.19	.00	.00	.73	.01	.01	.37	.00	.00	.06	.00
				Links 10+	.00	.00	.00	.00	.00	.00	.00	.00	.00	.00
42	1.17	(50,12)	.00	1.17	.00	.12	.53	.00	.00	.23	.15	.00	.02	.00
				Links 10+	.12	.00	.00	.00	.00	.00	.00	.00	.00	.00
43	1.13	(50,12)	.00	1.13	.00	.10	.55	.00	.00	.23	.15	.00	.02	.00
				Links 10+	.08	.00	.00	.00	.00	.00	.00	.00	.00	.00
44	1.12	(50,12)	.00	1.12	.00	.08	.60	.00	.00	.25	.12	.00	.02	.00
				Links 10+	.05	.00	.00	.00	.00	.00	.00	.00	.00	.00
45	1.12	(50,12)	.00	1.12	.00	.08	.60	.00	.00	.25	.12	.00	.02	.00
				Links 10+	.05	.00	.00	.00	.00	.00	.00	.00	.00	.00
46	1.10	(50,12)	.00	1.10	.00	.08	.60	.00	.00	.25	.10	.00	.02	.00
				Links 10+	.05	.00	.00	.00	.00	.00	.00	.00	.00	.00
47	1.07	(316,17)	.00	1.07	.00	.07	.59	.00	.00	.29	.09	.00	.01	.00
				Links 10+	.03	.00	.00	.00	.00	.00	.00	.00	.00	.00
48	1.04	(316,17)	.00	1.04	.00	.06	.59	.00	.00	.30	.07	.00	.01	.00
				Links 10+	.01	.00	.00	.00	.00	.00	.00	.00	.00	.00
49	1.02	(50,12)	.00	1.02	.00	.03	.60	.00	.00	.27	.08	.00	.02	.00
				Links 10+	.02	.00	.00	.00	.00	.00	.00	.00	.00	.00
50	1.05	(50,12)	.00	1.05	.00	.03	.63	.00	.00	.28	.07	.00	.02	.00
				Links 10+	.02	.00	.00	.00	.00	.00	.00	.00	.00	.00
51	1.04	(129,23)	.00	1.04	.00	.06	.64	.00	.00	.25	.08	.00	.01	.00
				Links 10+	.00	.00	.00	.00	.00	.00	.00	.00	.00	.00
52	1.04	(316,17)	.00	1.04	.00	.04	.61	.00	.00	.30	.04	.00	.03	.00
				Links 10+	.01	.00	.00	.00	.00	.00	.00	.00	.00	.00
53	1.04	(316,17)	.00	1.04	.00	.04	.61	.00	.00	.30	.04	.00	.03	.00
				Links 10+	.01	.00	.00	.00	.00	.00	.00	.00	.00	.00
54	1.04	(316,17)	.00	1.04	.00	.04	.61	.00	.00	.30	.04	.00	.03	.00
				Links 10+	.01	.00	.00	.00	.00	.00	.00	.00	.00	.00
55	1.04	(316,17)	.00	1.04	.00	.04	.61	.00	.00	.30	.04	.00	.03	.00
				Links 10+	.01	.00	.00	.00	.00	.00	.00	.00	.00	.00
56	1.01	(316,17)	.00	1.01	.00	.03	.59	.01	.01	.29	.04	.00	.03	.00
				Links 10+	.01	.00	.00	.00	.00	.00	.00	.00	.00	.00
57	1.20	(338,24)	.00	1.20	.51	.01	.00	.00	.00	.00	.04	.30	.00	.00
				Links 10+	.00	.33	.00	.00	.00	.00	.00	.00	.00	.00

JOB: HSS FDR Air Quality Existing/105' Jets

RUN: FDR DRIVE BET E 67TH-75TH STS/105' JETS

LINK CONTRIBUTION TABLES

SECOND HIGHEST 8-HOUR AVERAGED LINK CONTRIBUTIONS
IN PARTS PER MILLION (PPM)
INCLUDING AMBIENT BACKGROUND CONCENTRATIONS.

Rcptr No.	Total Conc	Ending Day Hr	Ambient Backgnd	Total Link	Link +1	Link +2	Link +3	Link +4	Link +5	Link +6	Link +7	Link +8	Link +9	Link +10
58	1.21	(247,16)	.00	1.21	.47	.00	.00	.00	.00	.00	.00	.33	.00	.00
			Links	10+	.00	.41	.00	.00	.00	.00	.00	.00	.00	.00
59	1.24	(326, 1)	.00	1.24	.51	.13	.00	.00	.00	.00	.20	.16	.00	.01
			Links	10+	.00	.23	.00	.00	.00	.00	.00	.00	.00	.00
60	1.26	(326, 1)	.00	1.26	.53	.06	.00	.00	.00	.00	.14	.21	.00	.00
			Links	10+	.00	.31	.00	.00	.00	.00	.00	.00	.00	.00

MAXIMUM 1-HOUR AVERAGED LINK CONTRIBUTIONS
IN PARTS PER MILLION (PPM)
INCLUDING AMBIENT BACKGROUND CONCENTRATIONS.

Rcptr No.	Total Conc	Ending Day Hr	Ambient Backgnd	Total Link	Link +1	Link +2	Link +3	Link +4	Link +5	Link +6	Link +7	Link +8	Link +9	Link +10
1	2.70	(41,18)	.00	2.70	.00	1.70	.10	.00	.00	.10	.70	.00	.00	.10
			Links	10+	.00	.00	.00	.00	.00	.00	.00	.00	.00	.00
2	2.60	(41,18)	.00	2.60	.00	1.70	.10	.00	.00	.10	.70	.00	.00	.00
			Links	10+	.00	.00	.00	.00	.00	.00	.00	.00	.00	.00
3	2.60	(41,18)	.00	2.60	.00	1.70	.10	.00	.00	.10	.70	.00	.00	.00
			Links	10+	.00	.00	.00	.00	.00	.00	.00	.00	.00	.00
4	2.60	(41,18)	.00	2.60	.00	1.70	.10	.00	.00	.10	.70	.00	.00	.00
			Links	10+	.00	.00	.00	.00	.00	.00	.00	.00	.00	.00
5	2.60	(41,18)	.00	2.60	.00	1.70	.10	.00	.00	.10	.70	.00	.00	.00
			Links	10+	.00	.00	.00	.00	.00	.00	.00	.00	.00	.00
6	2.60	(41,18)	.00	2.60	.00	1.70	.10	.00	.00	.10	.70	.00	.00	.00
			Links	10+	.00	.00	.00	.00	.00	.00	.00	.00	.00	.00
7	2.50	(285,21)	.00	2.50	.00	1.60	.00	.00	.00	.00	.80	.00	.00	.10
			Links	10+	.00	.00	.00	.00	.00	.00	.00	.00	.00	.00
8	2.50	(41,18)	.00	2.50	.00	1.70	.10	.00	.00	.10	.60	.00	.00	.00
			Links	10+	.00	.00	.00	.00	.00	.00	.00	.00	.00	.00
9	2.50	(50, 8)	.00	2.50	.10	1.40	.00	.00	.00	.00	.60	.20	.00	.00
			Links	10+	.00	.20	.00	.00	.00	.00	.00	.00	.00	.00
10	2.60	(41,18)	.00	2.60	.00	1.70	.10	.00	.10	.10	.60	.00	.00	.00
			Links	10+	.00	.00	.00	.00	.00	.00	.00	.00	.00	.00
11	2.50	(41,18)	.00	2.50	.00	1.60	.10	.00	.10	.10	.60	.00	.00	.00
			Links	10+	.00	.00	.00	.00	.00	.00	.00	.00	.00	.00
12	2.60	(41,18)	.00	2.60	.00	1.60	.10	.00	.10	.10	.60	.00	.00	.00
			Links	10+	.10	.00	.00	.00	.00	.00	.00	.00	.00	.00

JOB: HSS FDR Air Quality Existing/105' Jets

RUN: FDR DRIVE BET E 67TH-75TH STS/105' JETS

LINK CONTRIBUTION TABLES

MAXIMUM 1-HOUR AVERAGED LINK CONTRIBUTIONS
IN PARTS PER MILLION (PPM)
INCLUDING AMBIENT BACKGROUND CONCENTRATIONS.

Rcptr No.	Total Conc	Ending Day Hr	Ambient Backgnd	Total Link	Link +1	Link +2	Link +3	Link +4	Link +5	Link +6	Link +7	Link +8	Link +9	Link +10
13	2.60	(41,18)	.00	2.60	.00	1.60	.10	.00	.10	.10	.60	.00	.00	.00
				Links 10+	.10	.00	.00	.00	.00	.00	.00	.00	.00	.00
14	2.60	(41,18)	.00	2.60	.00	1.60	.10	.00	.10	.10	.60	.00	.00	.00
				Links 10+	.10	.00	.00	.00	.00	.00	.00	.00	.00	.00
15	2.60	(41,18)	.00	2.60	.00	1.60	.10	.00	.10	.20	.50	.00	.00	.00
				Links 10+	.10	.00	.00	.00	.00	.00	.00	.00	.00	.00
16	2.50	(41,18)	.00	2.50	.00	1.50	.10	.00	.10	.20	.50	.00	.00	.00
				Links 10+	.10	.00	.00	.00	.00	.00	.00	.00	.00	.00
17	2.60	(41,18)	.00	2.60	.00	1.50	.20	.00	.10	.20	.50	.00	.00	.00
				Links 10+	.10	.00	.00	.00	.00	.00	.00	.00	.00	.00
18	2.70	(41,18)	.00	2.70	.00	1.50	.20	.10	.10	.20	.50	.00	.00	.00
				Links 10+	.10	.00	.00	.00	.00	.00	.00	.00	.00	.00
19	2.70	(41,18)	.00	2.70	.00	1.50	.20	.10	.10	.20	.50	.00	.00	.00
				Links 10+	.10	.00	.00	.00	.00	.00	.00	.00	.00	.00
20	2.70	(41,18)	.00	2.70	.00	1.50	.20	.10	.10	.20	.40	.00	.10	.00
				Links 10+	.10	.00	.00	.00	.00	.00	.00	.00	.00	.00
21	2.70	(41,18)	.00	2.70	.00	1.40	.20	.10	.10	.30	.40	.00	.10	.00
				Links 10+	.10	.00	.00	.00	.00	.00	.00	.00	.00	.00
22	2.80	(41,18)	.00	2.80	.00	1.40	.30	.10	.10	.30	.40	.00	.10	.00
				Links 10+	.10	.00	.00	.00	.00	.00	.00	.00	.00	.00
23	2.80	(41,18)	.00	2.80	.00	1.40	.30	.10	.10	.30	.30	.00	.10	.00
				Links 10+	.20	.00	.00	.00	.00	.00	.00	.00	.00	.00
24	2.70	(41,18)	.00	2.70	.00	1.30	.30	.10	.10	.30	.30	.00	.10	.00
				Links 10+	.20	.00	.00	.00	.00	.00	.00	.00	.00	.00
25	2.70	(41,18)	.00	2.70	.00	1.20	.40	.10	.10	.40	.20	.00	.10	.00
				Links 10+	.20	.00	.00	.00	.00	.00	.00	.00	.00	.00
26	2.70	(41,18)	.00	2.70	.00	1.10	.40	.10	.10	.40	.20	.00	.10	.00
				Links 10+	.30	.00	.00	.00	.00	.00	.00	.00	.00	.00
27	2.90	(41,18)	.00	2.90	.00	1.10	.50	.10	.10	.50	.10	.00	.10	.00
				Links 10+	.40	.00	.00	.00	.00	.00	.00	.00	.00	.00
28	2.90	(41,18)	.00	2.90	.00	.90	.60	.10	.10	.50	.10	.00	.10	.00
				Links 10+	.50	.00	.00	.00	.00	.00	.00	.00	.00	.00
29	2.80	(41,18)	.00	2.80	.00	.70	.70	.10	.10	.50	.00	.00	.10	.00
				Links 10+	.60	.00	.00	.00	.00	.00	.00	.00	.00	.00
30	3.00	(41,18)	.00	3.00	.00	.50	.90	.10	.10	.50	.00	.00	.10	.00
				Links 10+	.80	.00	.00	.00	.00	.00	.00	.00	.00	.00
31	3.30	(41,18)	.00	3.30	.00	.20	1.20	.10	.10	.50	.00	.00	.10	.00
				Links 10+	1.10	.00	.00	.00	.00	.00	.00	.00	.00	.00

LINK CONTRIBUTION TABLES

MAXIMUM 1-HOUR AVERAGED LINK CONTRIBUTIONS
IN PARTS PER MILLION (PPM)
INCLUDING AMBIENT BACKGROUND CONCENTRATIONS.

Rcptr No.	Total Conc	Ending Day Hr	Ambient Backgnd	Total Link	Link +1	Link +2	Link +3	Link +4	Link +5	Link +6	Link +7	Link +8	Link +9	Link +10
32	3.70	(285,21)	.00	3.70	.00	.00	1.30	.00	.00	.60	.00	.00	.10	.00
				Links 10+	1.70	.00	.00	.00	.00	.00	.00	.00	.00	.00
33	3.50	(285,21)	.00	3.50	.00	.00	1.30	.00	.00	.60	.00	.00	.10	.00
				Links 10+	1.50	.00	.00	.00	.00	.00	.00	.00	.00	.00
34	3.30	(50, 8)	.00	3.30	.00	.70	.70	.00	.00	.00	.80	.00	.00	.10
				Links 10+	1.00	.00	.00	.00	.00	.00	.00	.00	.00	.00
35	3.30	(50, 8)	.00	3.30	.00	.50	.80	.00	.00	.10	.60	.00	.00	.10
				Links 10+	1.20	.00	.00	.00	.00	.00	.00	.00	.00	.00
36	3.60	(50, 8)	.00	3.60	.00	.40	1.00	.00	.00	.20	.50	.00	.00	.10
				Links 10+	1.40	.00	.00	.00	.00	.00	.00	.00	.00	.00
37	3.10	(50, 8)	.00	3.10	.00	.30	1.00	.00	.00	.30	.40	.00	.00	.00
				Links 10+	1.10	.00	.00	.00	.00	.00	.00	.00	.00	.00
38	2.80	(50, 8)	.00	2.80	.00	.20	1.10	.00	.00	.40	.40	.00	.00	.00
				Links 10+	.70	.00	.00	.00	.00	.00	.00	.00	.00	.00
39	2.60	(316,17)	.00	2.60	.00	.50	.90	.00	.00	.20	.50	.00	.00	.00
				Links 10+	.50	.00	.00	.00	.00	.00	.00	.00	.00	.00
40	2.50	(316,17)	.00	2.50	.00	.50	1.00	.00	.00	.20	.40	.00	.00	.00
				Links 10+	.40	.00	.00	.00	.00	.00	.00	.00	.00	.00
41	2.40	(29, 9)	.00	2.40	.00	.20	1.10	.00	.00	.40	.30	.00	.10	.00
				Links 10+	.30	.00	.00	.00	.00	.00	.00	.00	.00	.00
42	2.30	(316,17)	.00	2.30	.00	.40	1.00	.00	.00	.20	.40	.00	.00	.00
				Links 10+	.30	.00	.00	.00	.00	.00	.00	.00	.00	.00
43	2.10	(41,18)	.00	2.10	.00	.00	1.20	.20	.30	.40	.00	.00	.00	.00
				Links 10+	.00	.00	.00	.00	.00	.00	.00	.00	.00	.00
44	2.20	(316,17)	.00	2.20	.00	.30	1.10	.00	.00	.30	.30	.00	.00	.00
				Links 10+	.20	.00	.00	.00	.00	.00	.00	.00	.00	.00
45	2.20	(316,17)	.00	2.20	.00	.30	1.10	.00	.00	.30	.30	.00	.00	.00
				Links 10+	.20	.00	.00	.00	.00	.00	.00	.00	.00	.00
46	2.20	(316,17)	.00	2.20	.00	.30	1.10	.00	.00	.30	.30	.00	.00	.00
				Links 10+	.20	.00	.00	.00	.00	.00	.00	.00	.00	.00
47	2.10	(41,18)	.00	2.10	.00	.00	1.10	.30	.40	.30	.00	.00	.00	.00
				Links 10+	.00	.00	.00	.00	.00	.00	.00	.00	.00	.00
48	2.00	(29, 9)	.00	2.00	.00	.10	1.10	.00	.00	.50	.10	.00	.10	.00
				Links 10+	.10	.00	.00	.00	.00	.00	.00	.00	.00	.00
49	2.00	(29, 9)	.00	2.00	.00	.10	1.10	.00	.00	.50	.10	.00	.10	.00
				Links 10+	.10	.00	.00	.00	.00	.00	.00	.00	.00	.00
50	2.10	(41,18)	.00	2.10	.00	.00	1.00	.40	.50	.20	.00	.00	.00	.00
				Links 10+	.00	.00	.00	.00	.00	.00	.00	.00	.00	.00

JOB: HSS FDR Air Quality Existing/105' Jets

RUN: FDR DRIVE BET E 67TH-75TH STS/105' JETS

LINK CONTRIBUTION TABLES

MAXIMUM 1-HOUR AVERAGED LINK CONTRIBUTIONS
IN PARTS PER MILLION (PPM)
INCLUDING AMBIENT BACKGROUND CONCENTRATIONS.

Rcptr No.	Total Conc	Ending Day Hr	Ambient Backgnd	Total Link	Link +1	Link +2	Link +3	Link +4	Link +5	Link +6	Link +7	Link +8	Link +9	Link +10
51	2.10	(285,21)	.00	2.10	.00	.00	1.20	.10	.30	.50	.00	.00	.00	.00
				Links 10+	.00	.00	.00	.00	.00	.00	.00	.00	.00	.00
52	2.20	(316,17)	.00	2.20	.00	.20	1.20	.00	.00	.40	.20	.00	.10	.00
				Links 10+	.10	.00	.00	.00	.00	.00	.00	.00	.00	.00
53	2.20	(316,17)	.00	2.20	.00	.20	1.20	.00	.00	.40	.20	.00	.10	.00
				Links 10+	.10	.00	.00	.00	.00	.00	.00	.00	.00	.00
54	2.20	(285,21)	.00	2.20	.00	.00	.90	.50	.70	.10	.00	.00	.00	.00
				Links 10+	.00	.00	.00	.00	.00	.00	.00	.00	.00	.00
55	2.20	(285,21)	.00	2.20	.00	.00	.50	.90	.80	.00	.00	.00	.00	.00
				Links 10+	.00	.00	.00	.00	.00	.00	.00	.00	.00	.00
56	2.20	(316,17)	.00	2.20	.00	.20	1.20	.00	.00	.40	.20	.00	.10	.00
				Links 10+	.10	.00	.00	.00	.00	.00	.00	.00	.00	.00
57	2.60	(41,18)	.00	2.60	.20	1.40	.10	.00	.00	.10	.70	.00	.00	.10
				Links 10+	.00	.00	.00	.00	.00	.00	.00	.00	.00	.00
58	2.60	(41,18)	.00	2.60	.50	1.10	.10	.00	.00	.10	.70	.00	.00	.10
				Links 10+	.00	.00	.00	.00	.00	.00	.00	.00	.00	.00
59	2.70	(285,21)	.00	2.70	1.10	.30	.00	.00	.00	.00	.50	.30	.00	.10
				Links 10+	.00	.40	.00	.00	.00	.00	.00	.00	.00	.00
60	2.70	(285,21)	.00	2.70	1.10	.20	.00	.00	.00	.00	.30	.40	.00	.10
				Links 10+	.00	.60	.00	.00	.00	.00	.00	.00	.00	.00

SECOND HIGHEST 1-HOUR AVERAGED LINK CONTRIBUTIONS
IN PARTS PER MILLION (PPM)
INCLUDING AMBIENT BACKGROUND CONCENTRATIONS.

Rcptr No.	Total Conc	Ending Day Hr	Ambient Backgnd	Total Link	Link +1	Link +2	Link +3	Link +4	Link +5	Link +6	Link +7	Link +8	Link +9	Link +10
1	2.50	(285,21)	.00	2.50	.00	1.60	.00	.00	.00	.00	.80	.00	.00	.10
				Links 10+	.00	.00	.00	.00	.00	.00	.00	.00	.00	.00
2	2.50	(285,21)	.00	2.50	.00	1.60	.00	.00	.00	.00	.80	.00	.00	.10
				Links 10+	.00	.00	.00	.00	.00	.00	.00	.00	.00	.00
3	2.50	(50, 8)	.00	2.50	.60	.80	.00	.00	.00	.00	.00	.60	.00	.00
				Links 10+	.00	.50	.00	.00	.00	.00	.00	.00	.00	.00
4	2.60	(50, 8)	.00	2.60	.40	1.10	.00	.00	.00	.00	.10	.50	.00	.00
				Links 10+	.00	.50	.00	.00	.00	.00	.00	.00	.00	.00
5	2.60	(50, 8)	.00	2.60	.30	1.20	.00	.00	.00	.00	.30	.40	.00	.00
				Links 10+	.00	.40	.00	.00	.00	.00	.00	.00	.00	.00

JOB: HSS FDR Air Quality Existing/105' Jets

RUN: FDR DRIVE BET E 67TH-75TH STS/105' JETS

LINK CONTRIBUTION TABLES

SECOND HIGHEST 1-HOUR AVERAGED LINK CONTRIBUTIONS
IN PARTS PER MILLION (PPM)
INCLUDING AMBIENT BACKGROUND CONCENTRATIONS.

Rcptr No.	Total Conc	Ending Day Hr	Ambient Backgnd	Total Link	Link +1	Link +2	Link +3	Link +4	Link +5	Link +6	Link +7	Link +8	Link +9	Link +10
6	2.50	(50, 8)	.00	2.50	.20	1.30	.00	.00	.00	.00	.40	.30	.00	.00
				Links 10+	.00	.30	.00	.00	.00	.00	.00	.00	.00	.00
7	2.40	(41,18)	.00	2.40	.00	1.60	.10	.00	.00	.10	.60	.00	.00	.00
				Links 10+	.00	.00	.00	.00	.00	.00	.00	.00	.00	.00
8	2.50	(285,21)	.00	2.50	.00	1.60	.00	.00	.00	.00	.80	.00	.00	.10
				Links 10+	.00	.00	.00	.00	.00	.00	.00	.00	.00	.00
9	2.50	(285,21)	.00	2.50	.00	1.60	.00	.00	.00	.00	.80	.00	.00	.10
				Links 10+	.00	.00	.00	.00	.00	.00	.00	.00	.00	.00
10	2.50	(285,21)	.00	2.50	.00	1.60	.00	.00	.00	.00	.80	.00	.00	.10
				Links 10+	.00	.00	.00	.00	.00	.00	.00	.00	.00	.00
11	2.50	(285,21)	.00	2.50	.00	1.60	.00	.00	.00	.00	.80	.00	.00	.10
				Links 10+	.00	.00	.00	.00	.00	.00	.00	.00	.00	.00
12	2.50	(285,21)	.00	2.50	.00	1.60	.00	.00	.00	.00	.80	.00	.00	.10
				Links 10+	.00	.00	.00	.00	.00	.00	.00	.00	.00	.00
13	2.50	(285,21)	.00	2.50	.00	1.60	.00	.00	.00	.00	.80	.00	.00	.10
				Links 10+	.00	.00	.00	.00	.00	.00	.00	.00	.00	.00
14	2.50	(285,21)	.00	2.50	.00	1.60	.00	.00	.00	.00	.80	.00	.00	.10
				Links 10+	.00	.00	.00	.00	.00	.00	.00	.00	.00	.00
15	2.50	(285,21)	.00	2.50	.00	1.60	.00	.00	.00	.00	.80	.00	.00	.10
				Links 10+	.00	.00	.00	.00	.00	.00	.00	.00	.00	.00
16	2.50	(285,21)	.00	2.50	.00	1.60	.00	.00	.00	.00	.80	.00	.00	.10
				Links 10+	.00	.00	.00	.00	.00	.00	.00	.00	.00	.00
17	2.50	(285,21)	.00	2.50	.00	1.60	.00	.00	.00	.00	.80	.00	.00	.10
				Links 10+	.00	.00	.00	.00	.00	.00	.00	.00	.00	.00
18	2.50	(285,21)	.00	2.50	.00	1.60	.00	.00	.00	.00	.80	.00	.00	.10
				Links 10+	.00	.00	.00	.00	.00	.00	.00	.00	.00	.00
19	2.50	(285,21)	.00	2.50	.00	1.60	.00	.00	.00	.00	.80	.00	.00	.10
				Links 10+	.00	.00	.00	.00	.00	.00	.00	.00	.00	.00
20	2.50	(285,21)	.00	2.50	.00	1.60	.00	.00	.00	.00	.80	.00	.00	.10
				Links 10+	.00	.00	.00	.00	.00	.00	.00	.00	.00	.00
21	2.40	(50, 8)	.00	2.40	.00	1.50	.00	.00	.00	.00	.80	.00	.00	.10
				Links 10+	.00	.00	.00	.00	.00	.00	.00	.00	.00	.00
22	2.40	(50, 8)	.00	2.40	.00	1.50	.00	.00	.00	.00	.80	.00	.00	.10
				Links 10+	.00	.00	.00	.00	.00	.00	.00	.00	.00	.00
23	2.50	(285,21)	.00	2.50	.00	1.60	.00	.00	.00	.10	.70	.00	.00	.10
				Links 10+	.00	.00	.00	.00	.00	.00	.00	.00	.00	.00
24	2.50	(285,21)	.00	2.50	.00	1.60	.00	.00	.00	.10	.70	.00	.00	.10
				Links 10+	.00	.00	.00	.00	.00	.00	.00	.00	.00	.00

JOB: HSS FDR Air Quality Existing/105' Jets

RUN: FDR DRIVE BET E 67TH-75TH STS/105' JETS

LINK CONTRIBUTION TABLES

SECOND HIGHEST 1-HOUR AVERAGED LINK CONTRIBUTIONS
IN PARTS PER MILLION (PPM)
INCLUDING AMBIENT BACKGROUND CONCENTRATIONS.

Rcptr No.	Total Conc	Ending Day Hr	Ambient Backgnd	Total Link	Link +1	Link +2	Link +3	Link +4	Link +5	Link +6	Link +7	Link +8	Link +9	Link +10
25	2.50	(316,17)	.00	2.50	.10	1.60	.00	.00	.00	.00	.60	.10	.00	.00
			Links	10+	.00	.10	.00	.00	.00	.00	.00	.00	.00	.00
26	2.50	(285,21)	.00	2.50	.00	1.50	.10	.00	.00	.20	.60	.00	.00	.00
			Links	10+	.10	.00	.00	.00	.00	.00	.00	.00	.00	.00
27	2.50	(285,21)	.00	2.50	.00	1.50	.10	.00	.00	.20	.50	.00	.10	.00
			Links	10+	.10	.00	.00	.00	.00	.00	.00	.00	.00	.00
28	2.50	(285,21)	.00	2.50	.00	1.40	.10	.00	.00	.30	.40	.00	.10	.00
			Links	10+	.20	.00	.00	.00	.00	.00	.00	.00	.00	.00
29	2.60	(285,21)	.00	2.60	.00	1.30	.30	.00	.00	.40	.20	.00	.10	.00
			Links	10+	.30	.00	.00	.00	.00	.00	.00	.00	.00	.00
30	2.90	(285,21)	.00	2.90	.00	1.00	.50	.00	.00	.60	.10	.00	.10	.00
			Links	10+	.60	.00	.00	.00	.00	.00	.00	.00	.00	.00
31	3.20	(285,21)	.00	3.20	.00	.40	.90	.00	.00	.60	.00	.00	.10	.00
			Links	10+	1.20	.00	.00	.00	.00	.00	.00	.00	.00	.00
32	3.20	(41,18)	.00	3.20	.00	.00	1.30	.10	.10	.50	.00	.00	.10	.00
			Links	10+	1.10	.00	.00	.00	.00	.00	.00	.00	.00	.00
33	2.90	(50, 8)	.00	2.90	.00	1.00	.40	.00	.00	.00	.80	.00	.00	.10
			Links	10+	.60	.00	.00	.00	.00	.00	.00	.00	.00	.00
34	3.30	(285,21)	.00	3.30	.00	.00	1.30	.00	.00	.60	.00	.00	.10	.00
			Links	10+	1.30	.00	.00	.00	.00	.00	.00	.00	.00	.00
35	3.20	(76,19)	.00	3.20	.00	.40	.80	.00	.00	.10	.60	.00	.00	.10
			Links	10+	1.20	.00	.00	.00	.00	.00	.00	.00	.00	.00
36	3.40	(76,19)	.00	3.40	.00	.30	.90	.00	.00	.20	.50	.00	.00	.10
			Links	10+	1.40	.00	.00	.00	.00	.00	.00	.00	.00	.00
37	3.10	(316,17)	.00	3.10	.00	.70	.80	.00	.00	.10	.60	.00	.00	.00
			Links	10+	.90	.00	.00	.00	.00	.00	.00	.00	.00	.00
38	2.80	(316,17)	.00	2.80	.00	.60	.90	.00	.00	.10	.50	.00	.00	.00
			Links	10+	.70	.00	.00	.00	.00	.00	.00	.00	.00	.00
39	2.40	(29, 9)	.00	2.40	.00	.20	1.00	.00	.00	.30	.40	.00	.00	.00
			Links	10+	.50	.00	.00	.00	.00	.00	.00	.00	.00	.00
40	2.30	(29, 9)	.00	2.30	.00	.20	1.10	.00	.00	.40	.30	.00	.00	.00
			Links	10+	.30	.00	.00	.00	.00	.00	.00	.00	.00	.00
41	2.30	(316,17)	.00	2.30	.00	.40	1.00	.00	.00	.20	.40	.00	.00	.00
			Links	10+	.30	.00	.00	.00	.00	.00	.00	.00	.00	.00
42	2.20	(29, 9)	.00	2.20	.00	.20	1.10	.00	.00	.40	.20	.00	.10	.00
			Links	10+	.20	.00	.00	.00	.00	.00	.00	.00	.00	.00
43	2.10	(50, 8)	.00	2.10	.00	.10	1.10	.00	.00	.50	.20	.00	.10	.00
			Links	10+	.10	.00	.00	.00	.00	.00	.00	.00	.00	.00

JOB: HSS FDR Air Quality Existing/105' Jets

RUN: FDR DRIVE BET E 67TH-75TH STS/105' JETS

LINK CONTRIBUTION TABLES

SECOND HIGHEST 1-HOUR AVERAGED LINK CONTRIBUTIONS
IN PARTS PER MILLION (PPM)
INCLUDING AMBIENT BACKGROUND CONCENTRATIONS.

Rcptr No.	Total Conc	Ending Day Hr	Ambient Backgnd	Total Link	Link +1	Link +2	Link +3	Link +4	Link +5	Link +6	Link +7	Link +8	Link +9	Link +10
44	2.20	(50, 8)	.00	2.20	.00	.10	1.20	.00	.00	.60	.10	.00	.10	.00
				Links 10+	.10	.00	.00	.00	.00	.00	.00	.00	.00	.00
45	2.20	(50, 8)	.00	2.20	.00	.10	1.20	.00	.00	.60	.10	.00	.10	.00
				Links 10+	.10	.00	.00	.00	.00	.00	.00	.00	.00	.00
46	2.20	(50, 8)	.00	2.20	.00	.10	1.20	.00	.00	.60	.10	.00	.10	.00
				Links 10+	.10	.00	.00	.00	.00	.00	.00	.00	.00	.00
47	2.10	(50, 8)	.00	2.10	.00	.10	1.20	.00	.00	.60	.10	.00	.10	.00
				Links 10+	.00	.00	.00	.00	.00	.00	.00	.00	.00	.00
48	2.00	(50, 8)	.00	2.00	.00	.00	1.20	.00	.00	.60	.10	.00	.10	.00
				Links 10+	.00	.00	.00	.00	.00	.00	.00	.00	.00	.00
49	2.00	(41,18)	.00	2.00	.00	.00	1.00	.40	.40	.20	.00	.00	.00	.00
				Links 10+	.00	.00	.00	.00	.00	.00	.00	.00	.00	.00
50	2.10	(285,21)	.00	2.10	.00	.00	1.20	.10	.20	.50	.00	.00	.10	.00
				Links 10+	.00	.00	.00	.00	.00	.00	.00	.00	.00	.00
51	2.10	(316,17)	.00	2.10	.00	.20	1.20	.00	.00	.40	.20	.00	.00	.00
				Links 10+	.10	.00	.00	.00	.00	.00	.00	.00	.00	.00
52	2.10	(285,21)	.00	2.10	.00	.00	1.10	.20	.40	.40	.00	.00	.00	.00
				Links 10+	.00	.00	.00	.00	.00	.00	.00	.00	.00	.00
53	2.10	(285,21)	.00	2.10	.00	.00	1.10	.30	.50	.20	.00	.00	.00	.00
				Links 10+	.00	.00	.00	.00	.00	.00	.00	.00	.00	.00
54	2.20	(316,17)	.00	2.20	.00	.20	1.20	.00	.00	.40	.20	.00	.10	.00
				Links 10+	.10	.00	.00	.00	.00	.00	.00	.00	.00	.00
55	2.20	(316,17)	.00	2.20	.00	.20	1.20	.00	.00	.40	.20	.00	.10	.00
				Links 10+	.10	.00	.00	.00	.00	.00	.00	.00	.00	.00
56	2.10	(285,21)	.00	2.10	.00	.00	.00	1.30	.80	.00	.00	.00	.00	.00
				Links 10+	.00	.00	.00	.00	.00	.00	.00	.00	.00	.00
57	2.40	(285,21)	.00	2.40	.50	1.00	.00	.00	.00	.00	.80	.00	.00	.10
				Links 10+	.00	.00	.00	.00	.00	.00	.00	.00	.00	.00
58	2.50	(285,21)	.00	2.50	.90	.50	.00	.00	.00	.00	.70	.10	.00	.10
				Links 10+	.00	.20	.00	.00	.00	.00	.00	.00	.00	.00
59	2.50	(41,18)	.00	2.50	.60	.90	.10	.00	.00	.10	.70	.00	.00	.10
				Links 10+	.00	.00	.00	.00	.00	.00	.00	.00	.00	.00
60	2.70	(41,18)	.00	2.70	.80	.80	.10	.00	.00	.10	.60	.10	.00	.10
				Links 10+	.00	.10	.00	.00	.00	.00	.00	.00	.00	.00

JOB: HSS FDR Air Quality Existing/105' Jets

RUN: FDR DRIVE BET E 67TH-75TH STS/105' JETS

CALM DURATION FREQUENCY

Hours of Consecutive Calm Winds	Frequency of Occurrence	(Julian day/hour ending) of Significant Occurrences
1	155	(5,13)(5,19)(5,23)(6, 4)(29,10)(41,19)(49,19)(52, 8)(52,12)(59,18) (61,13)(63, 2)(63,24)(67,13)(73,17)(75, 1)(75,22)(76,16)(82,20)(83,14) (85, 5)(86,13)(87, 1)(88, 6)(92, 5)(109,21)(110, 1)(110, 3)(118, 7)(118, 9) (122, 7)(124,23)(126,21)(126,23)(127, 8)(131, 4)(135, 7)(139, 5)(139,16)(140, 6) (141, 4)(141, 8)(145, 4)(145, 6)(146,21)(147, 7)(147,13)(148, 2)(148, 8)(148,10) (150,21)(150,23)(154, 4)(154,18)(156, 5)(156,11)(156,15)(157,16)(158, 7)(160, 7) (160,11)(162,12)(162,22)(163, 2)(164, 5)(165, 2)(165,16)(165,22)(166,13)(170, 1) (170,15)(173, 1)(174, 4)(174,11)(174,14)(174,22)(175, 2)(175,16)(176, 7)(177,22) (180, 5)(182,24)(183, 5)(184, 4)(185, 8)(185,10)(188, 1)(190, 9)(194,21)(196, 3) (199, 2)(200, 2)(200,18)(200,23)(201, 1)(206, 3)(213,24)(216,10)(218,22)(219, 4) (224, 6)(225, 4)(226, 7)(227,17)(227,19)(227,21)(232, 5)(233, 6)(236,12)(238, 5) (247, 1)(247,11)(247,20)(249,16)(249,18)(249,20)(250,11)(253,10)(253,14)(257, 6) (258,22)(263,11)(264,24)(265, 2)(267, 5)(273,10)(275, 6)(281, 2)(281, 5)(282, 2) (282, 7)(282,15)(285,22)(286,23)(291, 6)(297,22)(298, 4)(298, 9)(305,23)(307, 4) (307,11)(308, 5)(310, 3)(315, 3)(316,16)(320,16)(326, 1)(326,17)(326,22)(330, 6) (338,24)(343,13)(350,14)(357, 4)(358, 4)
2	42	(6, 2)(26,13)(26,16)(34,15)(37,14)(50, 6)(66,24)(75, 4)(76,21)(83, 6) (95,22)(117,23)(124, 5)(125, 3)(127,12)(131, 1)(132, 7)(138, 1)(147, 5)(154, 9) (174, 2)(175, 5)(175, 8)(179,12)(190, 7)(196, 6)(197,17)(198, 5)(202,23)(211, 5) (228, 3)(253,22)(259, 2)(263, 5)(267,11)(279, 1)(293, 9)(310, 1)(314, 4)(326,14) (327, 2)(350,12)
3	14	(29, 6)(118, 4)(145, 1)(165, 8)(201, 6)(247,24)(282,12)(298, 2)(309,22)(314, 8) (320, 7)(320,11)(331, 7)(351, 5)
4	6	(1, 9)(115, 7)(141,13)(170, 6)(231, 7)(280, 5)
5	5	(64,15)(77, 3)(139, 2)(330, 3)(362,13)
6	3	(163,10)(225,13)(359,22)
7	1	(140, 4)
8	1	(54,14)
16	1	(48,12)
23	1	(13,18)

Program terminated normally

JOB: HSS FDR Air Quality Existing/105' Jets

RUN: FDR DRIVE BET E 67TH-75TH STS/105' JETS

General Information

Run start date: 1/ 1/ 4 Julian: 1
end date: 12/31/ 4 Julian: 366

A Tier 2 approach was used for input data preparation.

The MODE flag has been set to C for calculating CO averages.

Ambient background concentrations are included in the averages below.

Site & Meteorological Constants

VS = .0 CM/S VD = .0 CM/S Z0 = 175. CM ATIM = 60.

Met. Sfc. Sta. Id & Yr = 72503 2004
Upper Air Sta. Id & Yr = 94703 2004

CAUTION: The input years for the Run and Meteorological data differ. The respective values are: 4 and 2004.

Urban mixing heights were processed.

In 2004, Julian day 1 is a Thursday.

The patterns from the input file have been assigned as follows:

Pattern # 1 is assigned to Monday.
Pattern # 1 is assigned to Tuesday.
Pattern # 1 is assigned to Wednesday.
Pattern # 1 is assigned to Thursday.
Pattern # 1 is assigned to Friday.
Pattern # 1 is assigned to Saturday.
Pattern # 1 is assigned to Sunday.

Link Data Constants - (Variable data in *.LNK file)

	LINK DESCRIPTION	LINK COORDINATES (FT) X1	Y1	X2	Y2	LENGTH (FT)	BRG (DEG)	TYPE	H (FT)	W (FT)	NLANES
1.	FDR N/B 67th-68th St	-132.0	-225.0	15.0	-10.0	260.	34.	AG	.0	36.0	
2.	FDR N/B 68th-71st St	15.0	-10.0	438.0	608.0	749.	34.	AG	.0	36.0	
3.	FDR N/B 71st-73rd St	438.0	608.0	773.0	1098.0	594.	34.	AG	.0	36.0	
4.	FDR N/B 73rd-75th St	773.0	1098.0	1056.0	1625.0	598.	28.	AG	.0	36.0	
5.	FDR S/B 75th-73rd St	743.0	1118.0	1026.0	1645.0	598.	28.	AG	.0	36.0	
6.	FDR S/B 73rd-71st St	408.0	628.0	743.0	1118.0	594.	34.	AG	.0	36.0	

JOB: HSS FDR Air Quality Existing/105' Jets

RUN: FDR DRIVE BET E 67TH-75TH STS/105' JETS

Link Data Constants - (Variable data in *.LNK file)

LINK DESCRIPTION	LINK COORDINATES (FT) X1	Y1	X2	Y2	LENGTH (FT)	BRG (DEG)	TYPE	H (FT)	W (FT)	NLANES
7. FDR S/B 71st-68th St	-15.0	10.0	408.0	628.0	749.	34.	AG	.0	36.0	
8. FDR S/B 68th-67th St	-162.0	-205.0	-15.0	10.0	260.	34.	AG	.0	36.0	
9. FDR Service Rd 73-71	385.0	644.0	720.0	1134.0	594.	34.	AG	.0	32.0	
10. FDR Service Rd 68-71	-38.0	26.0	385.0	644.0	749.	34.	AG	.0	32.0	
11. FDR N/B 105' Jets 71	438.0	608.0	497.0	695.0	105.	34.	AG	.0	32.0	
12. FDR S/B 105' Jets 68	-15.0	10.0	-74.0	-77.0	105.	214.	AG	.0	32.0	

Receptor Data

RECEPTOR	COORDINATES (FT) X	Y	Z
1. RECEPTOR 1	34.0	-23.0	6.0
2. RECEPTOR 2	48.0	-4.0	6.0
3. RECEPTOR 3	62.0	17.0	6.0
4. RECEPTOR 4	75.0	37.0	6.0
5. RECEPTOR 5	89.0	57.0	6.0
6. RECEPTOR 6	103.0	77.0	6.0
7. RECEPTOR 7	117.0	97.0	6.0
8. RECEPTOR 8	130.0	117.0	6.0
9. RECEPTOR 9	144.0	137.0	6.0
10. RECEPTOR 10	158.0	158.0	6.0
11. RECEPTOR 11	172.0	178.0	6.0
12. RECEPTOR 12	186.0	198.0	6.0
13. RECEPTOR 13	199.0	218.0	6.0
14. RECEPTOR 14	213.0	238.0	6.0
15. RECEPTOR 15	227.0	258.0	6.0
16. RECEPTOR 16	241.0	278.0	6.0
17. RECEPTOR 17	255.0	299.0	6.0
18. RECEPTOR 18	268.0	319.0	6.0
19. RECEPTOR 19	282.0	339.0	6.0
20. RECEPTOR 20	296.0	359.0	6.0
21. RECEPTOR 21	310.0	379.0	6.0
22. RECEPTOR 22	323.0	399.0	6.0
23. RECEPTOR 23	337.0	419.0	6.0
24. RECEPTOR 24	351.0	440.0	6.0
25. RECEPTOR 25	365.0	460.0	6.0
26. RECEPTOR 26	379.0	480.0	6.0
27. RECEPTOR 27	392.0	500.0	6.0
28. RECEPTOR 28	406.0	520.0	6.0

JOB: HSS FDR Air Quality Existing/105' Jets

RUN: FDR DRIVE BET E 67TH-75TH STS/105' JETS

Receptor Data

RECEPTOR	COORDINATES (FT) X	Y	Z
29. RECEPTOR 29	420.0	540.0	6.0
30. RECEPTOR 30	434.0	561.0	6.0
31. RECEPTOR 31	447.0	581.0	6.0
32. RECEPTOR 32	461.0	601.0	6.0
33. RECEPTOR 33	475.0	621.0	6.0
34. RECEPTOR 34	489.0	641.0	6.0
35. RECEPTOR 35	503.0	661.0	6.0
36. RECEPTOR 36	516.0	681.0	6.0
37. RECEPTOR 37	530.0	702.0	6.0
38. RECEPTOR 38	544.0	722.0	6.0
39. RECEPTOR 39	558.0	742.0	6.0
40. RECEPTOR 40	571.0	762.0	6.0
41. RECEPTOR 41	585.0	782.0	6.0
42. RECEPTOR 42	599.0	802.0	6.0
43. RECEPTOR 43	613.0	822.0	6.0
44. RECEPTOR 44	627.0	843.0	6.0
45. RECEPTOR 45	640.0	863.0	6.0
46. RECEPTOR 46	654.0	883.0	6.0
47. RECEPTOR 47	668.0	903.0	6.0
48. RECEPTOR 48	682.0	923.0	6.0
49. RECEPTOR 49	696.0	943.0	6.0
50. RECEPTOR 50	709.0	964.0	6.0
51. RECEPTOR 51	723.0	984.0	6.0
52. RECEPTOR 52	737.0	1004.0	6.0
53. RECEPTOR 53	751.0	1024.0	6.0
54. RECEPTOR 54	764.0	1044.0	6.0
55. RECEPTOR 55	778.0	1064.0	6.0
56. RECEPTOR 56	792.0	1084.0	6.0
57. RECEPTOR 57	20.0	-44.0	6.0
58. RECEPTOR 58	6.0	-64.0	6.0
59. RECEPTOR 59	-7.0	-84.0	6.0
60. RECEPTOR 60	-21.0	-104.0	6.0

JOB: HSS FDR Air Quality Existing/105' Jets

RUN: FDR DRIVE BET E 67TH-75TH STS/105' JETS

Model Results

Remarks : In search of the wind direction corresponding to the maximum concentration, only the first direction, of the directions with the same maximum concentrations, is indicated as the maximum.

* MAXIMUM HOURLY CONCENTRATIONS WITH ANY AMBIENT BACKGROUND CONCENTRATIONS (BKG) ADDED
(PPM)

	REC1	REC2	REC3	REC4	REC5	REC6	REC7	REC8	REC9	REC10
MAX+BKG	2.5	2.5	2.5	2.5	2.5	2.5	2.5	2.5	2.5	2.5
- BKG	.0	.0	.0	.0	.0	.0	.0	.0	.0	.0
MAX	2.5	2.5	2.5	2.5	2.5	2.5	2.5	2.5	2.5	2.5
WIND DIR	13	13	13	13	13	13	13	13	13	13
JULIAN	299	299	299	299	299	299	299	299	299	299
HOUR	18	18	18	18	18	18	18	18	18	18

	REC11	REC12	REC13	REC14	REC15	REC16	REC17	REC18	REC19	REC20
MAX+BKG	2.4	2.4	2.5	2.5	2.4	2.4	2.4	2.4	2.4	2.3
- BKG	.0	.0	.0	.0	.0	.0	.0	.0	.0	.0
MAX	2.4	2.4	2.5	2.5	2.4	2.4	2.4	2.4	2.4	2.3
WIND DIR	13	13	13	13	13	13	13	13	13	13
JULIAN	299	299	299	299	299	299	299	299	299	299
HOUR	18	18	18	18	18	18	18	18	18	18

	REC21	REC22	REC23	REC24	REC25	REC26	REC27	REC28	REC29	REC30
MAX+BKG	2.4	2.5	2.6	2.4	2.5	2.5	2.6	2.7	2.7	2.9
- BKG	.0	.0	.0	.0	.0	.0	.0	.0	.0	.0
MAX	2.4	2.5	2.6	2.4	2.5	2.5	2.6	2.7	2.7	2.9
WIND DIR	13	13	13	13	13	13	13	13	13	13
JULIAN	299	299	299	299	299	299	299	299	299	299
HOUR	18	18	18	18	18	18	18	18	18	18

	REC31	REC32	REC33	REC34	REC35	REC36	REC37	REC38	REC39	REC40
MAX+BKG	3.2	3.5	3.5	3.4	3.2	2.9	2.7	2.6	2.3	2.2
- BKG	.0	.0	.0	.0	.0	.0	.0	.0	.0	.0
MAX	3.2	3.5	3.5	3.4	3.2	2.9	2.7	2.6	2.3	2.2
WIND DIR	13	13	324	324	324	229	217	229	217	217
JULIAN	299	299	94	94	94	276	99	276	99	99
HOUR	18	18	17	17	17	21	18	21	18	18

JOB: HSS FDR Air Quality Existing/105' Jets RUN: FDR DRIVE BET E 67TH-75TH STS/105' JETS

* MAXIMUM HOURLY CONCENTRATIONS WITH ANY AMBIENT BACKGROUND CONCENTRATIONS (BKG) ADDED
(PPM)

	REC41	REC42	REC43	REC44	REC45	REC46	REC47	REC48	REC49	REC50
MAX+BKG	2.2	2.1	2.1	2.1	2.1	2.1	2.2	2.0	2.1	2.1
- BKG	.0	.0	.0	.0	.0	.0	.0	.0	.0	.0
MAX	2.2	2.1	2.1	2.1	2.1	2.1	2.2	2.0	2.1	2.1
WIND DIR	217	217	13	13	13	13	13	13	13	13
JULIAN	99	99	299	299	299	299	299	299	299	299
HOUR	18	18	18	18	18	18	18	18	18	18

	REC51	REC52	REC53	REC54	REC55	REC56	REC57	REC58	REC59	REC60
MAX+BKG	2.1	2.1	2.2	2.1	2.1	2.0	2.5	2.8	2.8	2.7
- BKG	.0	.0	.0	.0	.0	.0	.0	.0	.0	.0
MAX	2.1	2.1	2.2	2.1	2.1	2.0	2.5	2.8	2.8	2.7
WIND DIR	13	13	13	13	13	217	324	324	324	324
JULIAN	299	299	299	299	299	99	94	94	94	94
HOUR	18	18	18	18	18	18	17	17	17	17

THE HIGHEST CONCENTRATION OF 3.50 PPM OCCURRED AT RECEPTOR REC33.

==========
Output Section
==========

NOTES PERTAINING TO THE REPORT

1. THE HIGHEST AVERAGE IN EACH OF THE FIRST TWO COLUMNS OF EACH TABLE BELOW ARE SUFFIXED BY AN ASTERISK (*). FOR PM OUTPUT, THERE IS ONLY ONE COLUMN AND ASTERISK FOR THE ANNUAL AVERAGE/PERIOD OF CONCERN TABLE.

2. THE NUMBERS IN PARENTHESES ARE THE JULIAN DAY AND ENDING HOUR FOR THE PRECEDING AVERAGE.

3. THE NUMBER OF CALM HOURS USED IN PRODUCING EACH AVERAGE ARE PREFIXED BY A C.

PRIMARY AVERAGES.

MAXIMUM 8-HOUR RUNNING NONOVERLAPPING AVERAGE CONCENTRATIONS
IN PARTS PER MILLION (PPM),
INCLUDING AMBIENT BACKGROUND CONCENTRATIONS.

Receptor Number	Highest Conc	Highest Ending Day Hr	Highest Calm	Second highest Conc	Second highest Ending Day Hr	Second highest Calm
1	1.40	(94,21)	C 2	1.23	(327,22)	C 0
2	1.32	(94,21)	C 2	1.16	(327,21)	C 0
3	1.28	(94,21)	C 2	1.15	(323,18)	C 0
4	1.27	(94,21)	C 2	1.20	(356,21)	C 0
5	1.23	(94,21)	C 2	1.23	(323,18)	C 0
6	1.27	(94,21)	C 2	1.17	(323,18)	C 0
7	1.23	(94,21)	C 2	1.19	(323,18)	C 0
8	1.24	(323,18)	C 0	1.22	(94,21)	C 2
9	1.22	(94,21)	C 2	1.21	(323,18)	C 0
10	1.25	(94,21)	C 2	1.16	(323,18)	C 0
11	1.25	(94,21)	C 2	1.15	(323,18)	C 0
12	1.25	(94,21)	C 2	1.19	(323,18)	C 0
13	1.25	(94,21)	C 2	1.21	(323,18)	C 0
14	1.25	(94,21)	C 2	1.19	(323,18)	C 0
15	1.25	(94,21)	C 2	1.19	(323,18)	C 0
16	1.22	(94,21)	C 2	1.15	(323,18)	C 0
17	1.23	(94,21)	C 2	1.17	(323,18)	C 0
18	1.23	(94,21)	C 2	1.16	(323,18)	C 0
19	1.23	(94,21)	C 2	1.16	(323,18)	C 0
20	1.23	(94,21)	C 2	1.15	(323,18)	C 0
21	1.23	(94,21)	C 2	1.16	(323,18)	C 0
22	1.23	(94,21)	C 2	1.19	(323,18)	C 0
23	1.23	(94,21)	C 2	1.19	(323,18)	C 0
24	1.23	(94,21)	C 2	1.20	(323,18)	C 0

JOB: HSS FDR Air Quality Existing/105' Jets RUN: FDR DRIVE BET E 67TH-75TH STS/105' JETS

MAXIMUM 8-HOUR RUNNING NONOVERLAPPING AVERAGE CONCENTRATIONS
IN PARTS PER MILLION (PPM),
INCLUDING AMBIENT BACKGROUND CONCENTRATIONS.

Receptor Number	Highest Conc	Highest Ending Day Hr	Calm	Second highest Conc	Second highest Ending Day Hr	Calm
25	1.23	(94,21)	C 2	1.20	(323,18)	C 0
26	1.23	(94,21)	C 2	1.20	(323,18)	C 0
27	1.23	(94,21)	C 2	1.20	(323,18)	C 0
28	1.23	(94,21)	C 2	1.20	(323,18)	C 0
29	1.22	(94,21)	C 2	1.20	(323,18)	C 0
30	1.23	(94,21)	C 2	1.21	(159, 1)	C 0
31	1.38	(324,19)	C 2	1.35	(94,21)	C 2
32	1.68	(324,19)	C 2	1.57	(327,21)	C 0
33	1.80	(94,21)	C 2	1.64	(327,21)	C 0
34	1.82*	(94,21)	C 2	1.61	(327,21)	C 0
35	1.78	(94,21)	C 2	1.66*	(323,18)	C 0
36	1.70	(323,19)	C 0	1.58	(94,21)	C 2
37	1.54	(323,19)	C 0	1.40	(260,24)	C 0
38	1.31	(323,18)	C 0	1.20	(260,24)	C 0
39	1.21	(323,18)	C 0	1.12	(260,24)	C 0
40	1.19	(323,18)	C 0	1.08	(94,21)	C 2
41	1.15	(323,18)	C 0	1.07	(94,21)	C 2
42	1.11	(323,18)	C 0	1.05	(94,21)	C 2
43	1.07	(323,18)	C 0	1.05	(94,21)	C 2
44	1.07	(323,18)	C 0	1.05	(94,21)	C 2
45	1.07	(94,21)	C 2	1.04	(323,18)	C 0
46	1.05	(94,21)	C 2	1.04	(323,18)	C 0
47	1.05	(94,21)	C 2	1.04	(323,18)	C 0
48	1.03	(94,21)	C 2	1.02	(323,18)	C 0
49	1.03	(94,21)	C 2	1.03	(323,18)	C 0
50	1.04	(323,18)	C 0	1.03	(94,21)	C 2
51	1.03	(94,21)	C 2	1.01	(323,18)	C 0
52	1.03	(94,21)	C 2	1.00	(323,18)	C 0
53	1.05	(94,21)	C 2	1.01	(323,18)	C 0
54	1.07	(94,21)	C 2	1.01	(323,18)	C 0
55	1.05	(94,21)	C 2	1.00	(323,18)	C 0
56	1.05	(94,21)	C 2	.99	(323,18)	C 0
57	1.38	(94,21)	C 2	1.31	(327,21)	C 0
58	1.37	(94,21)	C 2	1.31	(327,21)	C 0
59	1.30	(94,21)	C 2	1.30	(324,19)	C 2
60	1.33	(324,19)	C 2	1.22	(94,21)	C 2

FIVE HIGHEST 1-HOUR END-TO-END AVERAGE CONCENTRATIONS IN PARTS PER MILLION
INCLUDING AMBIENT BACKGROUND CONCENTRATIONS.

Rcptr No.	Highest Conc	Highest Ending Day Hr	Calm	Second Highest Conc	Second Highest Ending Day Hr	Calm	Third Highest Conc	Third Highest Ending Day Hr	Calm	Fourth Highest Conc	Fourth Highest Ending Day Hr	Calm	Fifth Highest Conc	Fifth Highest Ending Day Hr	Calm
1	2.50	(299,18)	C 0	2.40	(94,17)	C 0	2.20	(87, 9)	C 0	2.10	(60, 8)	C 0	2.00	(32,17)	C 0

JOB: HSS FDR Air Quality Existing/105' Jets

RUN: FDR DRIVE BET E 67TH-75TH STS/105' JETS

FIVE HIGHEST 1-HOUR END-TO-END AVERAGE CONCENTRATIONS IN PARTS PER MILLION
INCLUDING AMBIENT BACKGROUND CONCENTRATIONS.

Rcptr	Highest			Second Highest			Third Highest			Fourth Highest			Fifth Highest		
No.	Conc	Ending Day Hr	Calm	Conc	Ending Day Hr	Calm	Conc	Ending Day Hr	Calm	Conc	Ending Day Hr	Calm	Conc	Ending Day Hr	Calm
2	2.50	(299,18)	C 0	2.30	(87, 9)	C 0	2.30	(94,17)	C 0	2.00	(126,22)	C 0	2.00	(174,12)	C 0
3	2.50	(299,18)	C 0	2.30	(94,17)	C 0	2.10	(174,21)	C 0	2.00	(346, 8)	C 0	2.00	(87, 9)	C 0
4	2.50	(299,18)	C 0	2.30	(94,17)	C 0	2.20	(356,16)	C 0	2.10	(144,18)	C 0	2.10	(323,16)	C 0
5	2.50	(299,18)	C 0	2.30	(94,17)	C 0	2.00	(323,16)	C 0	2.00	(356,16)	C 0	1.90	(32,17)	C 0
6	2.50	(299,18)	C 0	2.30	(94,17)	C 0	2.10	(356,16)	C 0	2.00	(276,21)	C 0	2.00	(323,16)	C 0
7	2.50	(299,18)	C 0	2.30	(94,17)	C 0	2.10	(323,16)	C 0	2.00	(276,21)	C 0	2.00	(356,16)	C 0
8	2.50	(299,18)	C 0	2.30	(94,17)	C 0	2.10	(323,16)	C 0	2.00	(276,21)	C 0	2.00	(356,16)	C 0
9	2.50	(299,18)	C 0	2.30	(94,17)	C 0	2.10	(276,21)	C 0	2.10	(323,16)	C 0	2.10	(356,16)	C 0
10	2.50	(299,18)	C 0	2.30	(94,17)	C 0	2.10	(323,16)	C 0	2.00	(276,21)	C 0	2.00	(228, 8)	C 0
11	2.40	(299,18)	C 0	2.30	(94,17)	C 0	2.10	(356,16)	C 0	2.00	(228, 8)	C 0	2.00	(276,21)	C 0
12	2.40	(299,18)	C 0	2.30	(94,17)	C 0	2.10	(323,16)	C 0	2.10	(356,16)	C 0	2.00	(276,21)	C 0
13	2.50	(299,18)	C 0	2.30	(94,17)	C 0	2.10	(228, 8)	C 0	2.10	(323,16)	C 0	2.10	(356,16)	C 0
14	2.50	(299,18)	C 0	2.30	(94,17)	C 0	2.10	(323,16)	C 0	2.00	(228, 8)	C 0	2.00	(276,21)	C 0
15	2.40	(299,18)	C 0	2.30	(94,17)	C 0	2.10	(276,21)	C 0	2.10	(323,16)	C 0	2.00	(356,16)	C 0
16	2.40	(299,18)	C 0	2.30	(94,17)	C 0	2.10	(276,21)	C 0	2.00	(323,16)	C 0	2.00	(356,16)	C 0
17	2.40	(299,18)	C 0	2.30	(94,17)	C 0	2.10	(276,21)	C 0	2.00	(323,16)	C 0	2.00	(356,16)	C 0
18	2.40	(299,18)	C 0	2.30	(94,17)	C 0	2.20	(276,21)	C 0	2.10	(323,16)	C 0	2.00	(32,17)	C 0
19	2.40	(299,18)	C 0	2.30	(94,17)	C 0	2.10	(32,17)	C 0	2.10	(276,21)	C 0	2.10	(323,16)	C 0
20	2.30	(299,18)	C 0	2.30	(94,17)	C 0	2.00	(32,17)	C 0	2.00	(99,18)	C 0	2.00	(228, 8)	C 0
21	2.40	(299,18)	C 0	2.30	(94,17)	C 0	2.00	(99,18)	C 0	2.00	(276,21)	C 0	2.00	(323,16)	C 0
22	2.50	(299,18)	C 0	2.30	(94,17)	C 0	2.10	(99,18)	C 0	2.00	(64,16)	C 0	2.00	(228, 8)	C 0
23	2.60	(299,18)	C 0	2.30	(94,17)	C 0	2.10	(99,18)	C 0	2.00	(323,16)	C 0	2.00	(356,16)	C 0
24	2.40	(299,18)	C 0	2.30	(94,17)	C 0	2.10	(32,17)	C 0	2.10	(99,18)	C 0	2.10	(276,21)	C 0
25	2.50	(299,18)	C 0	2.30	(94,17)	C 0	2.10	(99,18)	C 0	2.10	(228, 8)	C 0	2.10	(276,21)	C 0
26	2.50	(299,18)	C 0	2.30	(94,17)	C 0	2.10	(99,18)	C 0	2.10	(276,21)	C 0	2.00	(32,17)	C 0
27	2.60	(299,18)	C 0	2.30	(94,17)	C 0	2.30	(228, 8)	C 0	2.10	(229,14)	C 0	2.10	(99,18)	C 0
28	2.70	(299,18)	C 0	2.30	(94,17)	C 0	2.20	(228, 8)	C 0	2.10	(95, 9)	C 0	2.10	(229,14)	C 0
29	2.70	(299,18)	C 0	2.40	(228, 8)	C 0	2.20	(94,17)	C 0	2.20	(322, 8)	C 0	2.10	(32,17)	C 0
30	2.90	(299,18)	C 0	2.60	(228, 8)	C 0	2.30	(33,17)	C 0	2.30	(267,19)	C 0	2.30	(94,17)	C 0
31	3.20	(299,18)	C 0	2.80	(94,17)	C 0	2.70	(228, 8)	C 0	2.60	(267,19)	C 0	2.60	(322, 8)	C 0
32	3.50*	(299,18)	C 0	3.30*	(94,17)	C 0	2.70	(33,17)	C 0	2.70	(228, 8)	C 0	2.70	(267,19)	C 0
33	3.50	(94,17)	C 0	3.30	(299,18)	C 0	2.60	(61, 8)	C 0	2.60	(33,17)	C 0	2.60	(199, 8)	C 0
34	3.40	(94,17)	C 0	2.90	(299,18)	C 0	2.70	(87, 9)	C 0	2.70	(356,16)	C 0	2.60	(60, 8)	C 0
35	3.20	(94,17)	C 0	2.90	(323,16)	C 0	2.80	(356,16)	C 0	2.60	(87, 9)	C 0	2.60	(276,21)	C 0
36	2.90	(276,21)	C 0	2.90	(323,16)	C 0	2.90	(356,16)	C 0	2.70	(144,18)	C 0	2.60	(87, 9)	C 0
37	2.70	(99,18)	C 0	2.70	(276,21)	C 0	2.70	(323,16)	C 0	2.70	(356,16)	C 0	2.40	(64,16)	C 0
38	2.60	(276,21)	C 0	2.40	(99,18)	C 0	2.40	(323,16)	C 0	2.30	(64,16)	C 0	2.20	(356,16)	C 0
39	2.30	(99,18)	C 0	2.20	(276,21)	C 0	2.10	(64,16)	C 0	2.10	(226,19)	C 0	2.10	(323,16)	C 0
40	2.20	(99,18)	C 0	2.20	(276,21)	C 0	2.10	(299,18)	C 0	2.10	(323,16)	C 0	2.00	(64,16)	C 0
41	2.20	(99,18)	C 0	2.10	(276,21)	C 0	2.10	(299,18)	C 0	1.90	(64,16)	C 0	1.90	(323,16)	C 0
42	2.10	(99,18)	C 0	2.00	(299,18)	C 0	1.90	(276,21)	C 0	1.90	(323,16)	C 0	1.90	(356,16)	C 0

JOB: HSS FDR Air Quality Existing/105' Jets RUN: FDR DRIVE BET E 67TH-75TH STS/105' JETS

FIVE HIGHEST 1-HOUR END-TO-END AVERAGE CONCENTRATIONS IN PARTS PER MILLION
INCLUDING AMBIENT BACKGROUND CONCENTRATIONS.

Rcptr	Highest			Second Highest			Third Highest			Fourth Highest			Fifth Highest		
No.	Conc	Ending Day Hr	Calm	Conc	Ending Day Hr	Calm	Conc	Ending Day Hr	Calm	Conc	Ending Day Hr	Calm	Conc	Ending Day Hr	Calm
43	2.10	(299,18)	C 0	2.00	(99,18)	C 0	1.90	(64,16)	C 0	1.90	(276,21)	C 0	1.80	(94,17)	C 0
44	2.10	(299,18)	C 0	1.90	(64,16)	C 0	1.90	(99,18)	C 0	1.80	(94,17)	C 0	1.80	(276,21)	C 0
45	2.10	(299,18)	C 0	2.00	(99,18)	C 0	2.00	(276,21)	C 0	1.90	(356,16)	C 0	1.80	(94,17)	C 0
46	2.10	(299,18)	C 0	2.00	(99,18)	C 0	1.90	(276,21)	C 0	1.90	(356,16)	C 0	1.80	(94,17)	C 0
47	2.20	(299,18)	C 0	2.00	(99,18)	C 0	1.90	(276,21)	C 0	1.90	(323,16)	C 0	1.90	(356,16)	C 0
48	2.00	(299,18)	C 0	1.90	(323,16)	C 0	1.90	(99,18)	C 0	1.80	(94,17)	C 0	1.80	(276,21)	C 0
49	2.10	(299,18)	C 0	1.90	(356,16)	C 0	1.80	(94,17)	C 0	1.80	(99,18)	C 0	1.80	(276,21)	C 0
50	2.10	(299,18)	C 0	1.90	(99,18)	C 0	1.90	(323,16)	C 0	1.90	(356,16)	C 0	1.80	(64,16)	C 0
51	2.10	(299,18)	C 0	1.90	(99,18)	C 0	1.90	(323,16)	C 0	1.80	(64,16)	C 0	1.80	(94,17)	C 0
52	2.10	(299,18)	C 0	1.90	(99,18)	C 0	1.90	(323,16)	C 0	1.80	(64,16)	C 0	1.80	(94,17)	C 0
53	2.20	(299,18)	C 0	1.90	(99,18)	C 0	1.90	(94,17)	C 0	1.90	(323,16)	C 0	1.80	(276,21)	C 0
54	2.10	(299,18)	C 0	2.00	(94,17)	C 0	1.90	(99,18)	C 0	1.90	(323,16)	C 0	1.80	(276,21)	C 0
55	2.10	(299,18)	C 0	1.90	(99,18)	C 0	1.90	(94,17)	C 0	1.80	(276,21)	C 0	1.80	(323,16)	C 0
56	2.00	(99,18)	C 0	2.00	(299,18)	C 0	1.80	(94,17)	C 0	1.80	(276,21)	C 0	1.80	(323,16)	C 0
57	2.50	(94,17)	C 0	2.40	(299,18)	C 0	2.20	(60, 8)	C 0	2.00	(61, 8)	C 0	2.00	(87, 9)	C 0
58	2.80	(94,17)	C 0	2.20	(60, 8)	C 0	2.20	(299,18)	C 0	2.10	(201, 8)	C 0	2.10	(266, 8)	C 0
59	2.80	(94,17)	C 0	2.40	(299,18)	C 0	2.20	(266, 8)	C 0	2.10	(33,17)	C 0	2.10	(137,18)	C 0
60	2.70	(94,17)	C 0	2.50	(299,18)	C 0	2.20	(201, 8)	C 0	2.10	(266, 8)	C 0	2.10	(281, 8)	C 0

MAXIMUM 8-HOUR AVERAGED LINK CONTRIBUTIONS
IN PARTS PER MILLION (PPM)
INCLUDING AMBIENT BACKGROUND CONCENTRATIONS.

Rcptr No.	Total Conc	Ending Day Hr	Ambient Backgnd	Total Link	Link +1	Link +2	Link +3	Link +4	Link +5	Link +6	Link +7	Link +8	Link +9	Link +10
1	1.40	(94,21)	.00	1.40	.42	.28	.00	.00	.00	.00	.17	.25	.00	.00
			Links	10+	.00	.28	.00	.00	.00	.00	.00	.00	.00	.00
2	1.32	(94,21)	.00	1.32	.17	.57	.00	.00	.00	.00	.23	.15	.00	.02
			Links	10+	.00	.18	.00	.00	.00	.00	.00	.00	.00	.00
3	1.28	(94,21)	.00	1.28	.07	.67	.00	.00	.00	.00	.30	.12	.00	.02
			Links	10+	.00	.12	.00	.00	.00	.00	.00	.00	.00	.00
4	1.27	(94,21)	.00	1.27	.05	.72	.00	.00	.00	.00	.37	.07	.00	.02
			Links	10+	.00	.05	.00	.00	.00	.00	.00	.00	.00	.00
5	1.23	(94,21)	.00	1.23	.03	.73	.00	.00	.00	.00	.37	.05	.00	.02
			Links	10+	.00	.03	.00	.00	.00	.00	.00	.00	.00	.00
6	1.27	(94,21)	.00	1.27	.03	.73	.00	.00	.00	.00	.40	.05	.00	.02
			Links	10+	.00	.03	.00	.00	.00	.00	.00	.00	.00	.00
7	1.23	(94,21)	.00	1.23	.02	.75	.00	.00	.00	.00	.40	.03	.00	.02
			Links	10+	.00	.02	.00	.00	.00	.00	.00	.00	.00	.00

LINK CONTRIBUTION TABLES

MAXIMUM 8-HOUR AVERAGED LINK CONTRIBUTIONS
IN PARTS PER MILLION (PPM)
INCLUDING AMBIENT BACKGROUND CONCENTRATIONS.

Rcptr No.	Total Conc	Ending Day Hr	Ambient Backgnd	Total Link	Link +1	Link +2	Link +3	Link +4	Link +5	Link +6	Link +7	Link +8	Link +9	Link +10
8	1.24	(323,18)	.00	1.24	.09	.68	.00	.00	.00	.00	.25	.11	.00	.00
				Links 10+	.00	.11	.00	.00	.00	.00	.00	.00	.00	.00
9	1.22	(94,21)	.00	1.22	.02	.75	.00	.00	.00	.00	.40	.02	.00	.02
				Links 10+	.00	.02	.00	.00	.00	.00	.00	.00	.00	.00
10	1.25	(94,21)	.00	1.25	.02	.77	.00	.00	.00	.00	.42	.02	.00	.02
				Links 10+	.00	.02	.00	.00	.00	.00	.00	.00	.00	.00
11	1.25	(94,21)	.00	1.25	.02	.77	.00	.00	.00	.00	.42	.02	.00	.02
				Links 10+	.00	.02	.00	.00	.00	.00	.00	.00	.00	.00
12	1.25	(94,21)	.00	1.25	.02	.77	.00	.00	.00	.00	.42	.02	.00	.02
				Links 10+	.00	.02	.00	.00	.00	.00	.00	.00	.00	.00
13	1.25	(94,21)	.00	1.25	.02	.77	.00	.00	.00	.00	.42	.02	.00	.02
				Links 10+	.00	.02	.00	.00	.00	.00	.00	.00	.00	.00
14	1.25	(94,21)	.00	1.25	.02	.77	.00	.00	.00	.00	.42	.02	.00	.02
				Links 10+	.00	.02	.00	.00	.00	.00	.00	.00	.00	.00
15	1.25	(94,21)	.00	1.25	.02	.77	.00	.00	.00	.00	.42	.02	.00	.02
				Links 10+	.00	.02	.00	.00	.00	.00	.00	.00	.00	.00
16	1.22	(94,21)	.00	1.22	.00	.77	.00	.00	.00	.00	.42	.02	.00	.02
				Links 10+	.00	.00	.00	.00	.00	.00	.00	.00	.00	.00
17	1.23	(94,21)	.00	1.23	.00	.77	.00	.00	.00	.00	.43	.02	.00	.02
				Links 10+	.00	.00	.00	.00	.00	.00	.00	.00	.00	.00
18	1.23	(94,21)	.00	1.23	.00	.78	.00	.00	.00	.00	.43	.00	.00	.02
				Links 10+	.00	.00	.00	.00	.00	.00	.00	.00	.00	.00
19	1.23	(94,21)	.00	1.23	.00	.78	.00	.00	.00	.00	.43	.00	.00	.02
				Links 10+	.00	.00	.00	.00	.00	.00	.00	.00	.00	.00
20	1.23	(94,21)	.00	1.23	.00	.78	.00	.00	.00	.00	.43	.00	.00	.02
				Links 10+	.00	.00	.00	.00	.00	.00	.00	.00	.00	.00
21	1.23	(94,21)	.00	1.23	.00	.78	.00	.00	.00	.00	.43	.00	.00	.02
				Links 10+	.00	.00	.00	.00	.00	.00	.00	.00	.00	.00
22	1.23	(94,21)	.00	1.23	.00	.78	.00	.00	.00	.00	.43	.00	.00	.02
				Links 10+	.00	.00	.00	.00	.00	.00	.00	.00	.00	.00
23	1.23	(94,21)	.00	1.23	.00	.78	.00	.00	.00	.00	.43	.00	.00	.02
				Links 10+	.00	.00	.00	.00	.00	.00	.00	.00	.00	.00
24	1.23	(94,21)	.00	1.23	.00	.78	.00	.00	.00	.00	.43	.00	.00	.02
				Links 10+	.00	.00	.00	.00	.00	.00	.00	.00	.00	.00
25	1.23	(94,21)	.00	1.23	.00	.78	.00	.00	.00	.00	.43	.00	.00	.02
				Links 10+	.00	.00	.00	.00	.00	.00	.00	.00	.00	.00
26	1.23	(94,21)	.00	1.23	.00	.78	.00	.00	.00	.00	.43	.00	.00	.02
				Links 10+	.00	.00	.00	.00	.00	.00	.00	.00	.00	.00

JOB: HSS FDR Air Quality Existing/105' Jets

RUN: FDR DRIVE BET E 67TH-75TH STS/105' JETS

LINK CONTRIBUTION TABLES

MAXIMUM 8-HOUR AVERAGED LINK CONTRIBUTIONS
IN PARTS PER MILLION (PPM)
INCLUDING AMBIENT BACKGROUND CONCENTRATIONS.

Rcptr No.	Total Conc	Ending Day Hr	Ambient Backgnd	Total Link	Link +1	Link +2	Link +3	Link +4	Link +5	Link +6	Link +7	Link +8	Link +9	Link +10
27	1.23	(94,21)	.00	1.23	.00	.78	.00	.00	.00	.00	.43	.00	.00	.02
				Links 10+	.00	.00	.00	.00	.00	.00	.00	.00	.00	.00
28	1.23	(94,21)	.00	1.23	.00	.78	.00	.00	.00	.00	.43	.00	.00	.02
				Links 10+	.00	.00	.00	.00	.00	.00	.00	.00	.00	.00
29	1.22	(94,21)	.00	1.22	.00	.78	.00	.00	.00	.02	.42	.00	.00	.00
				Links 10+	.00	.00	.00	.00	.00	.00	.00	.00	.00	.00
30	1.23	(94,21)	.00	1.23	.00	.77	.02	.00	.00	.03	.40	.00	.00	.00
				Links 10+	.02	.00	.00	.00	.00	.00	.00	.00	.00	.00
31	1.38	(324,19)	.00	1.38	.00	.38	.28	.00	.00	.25	.10	.00	.02	.00
				Links 10+	.35	.00	.00	.00	.00	.00	.00	.00	.00	.00
32	1.68	(324,19)	.00	1.68	.00	.02	.55	.00	.00	.32	.02	.00	.02	.00
				Links 10+	.77	.00	.00	.00	.00	.00	.00	.00	.00	.00
33	1.80	(94,21)	.00	1.80	.00	.18	.48	.00	.00	.20	.17	.00	.02	.00
				Links 10+	.75	.00	.00	.00	.00	.00	.00	.00	.00	.00
34	1.82	(94,21)	.00	1.82	.00	.10	.53	.00	.00	.23	.13	.00	.02	.00
				Links 10+	.80	.00	.00	.00	.00	.00	.00	.00	.00	.00
35	1.78	(94,21)	.00	1.78	.00	.07	.55	.00	.00	.27	.08	.00	.03	.00
				Links 10+	.78	.00	.00	.00	.00	.00	.00	.00	.00	.00
36	1.70	(323,19)	.00	1.70	.00	.21	.46	.00	.00	.11	.27	.00	.00	.00
				Links 10+	.64	.00	.00	.00	.00	.00	.00	.00	.00	.00
37	1.54	(323,19)	.00	1.54	.00	.19	.50	.00	.00	.14	.23	.00	.00	.00
				Links 10+	.49	.00	.00	.00	.00	.00	.00	.00	.00	.00
38	1.31	(323,18)	.00	1.31	.00	.14	.51	.00	.00	.16	.19	.00	.01	.00
				Links 10+	.30	.00	.00	.00	.00	.00	.00	.00	.00	.00
39	1.21	(323,18)	.00	1.21	.00	.13	.53	.00	.00	.19	.16	.00	.01	.00
				Links 10+	.20	.00	.00	.00	.00	.00	.00	.00	.00	.00
40	1.19	(323,18)	.00	1.19	.00	.11	.55	.00	.00	.20	.15	.00	.01	.00
				Links 10+	.16	.00	.00	.00	.00	.00	.00	.00	.00	.00
41	1.15	(323,18)	.00	1.15	.00	.09	.58	.00	.00	.22	.13	.00	.01	.00
				Links 10+	.13	.00	.00	.00	.00	.00	.00	.00	.00	.00
42	1.11	(323,18)	.00	1.11	.00	.09	.58	.00	.00	.22	.11	.00	.01	.00
				Links 10+	.10	.00	.00	.00	.00	.00	.00	.00	.00	.00
43	1.07	(323,18)	.00	1.08	.00	.08	.58	.00	.00	.25	.10	.00	.01	.00
				Links 10+	.06	.00	.00	.00	.00	.00	.00	.00	.00	.00
44	1.07	(323,18)	.00	1.08	.00	.08	.59	.00	.00	.25	.10	.00	.01	.00
				Links 10+	.05	.00	.00	.00	.00	.00	.00	.00	.00	.00
45	1.07	(94,21)	.00	1.07	.00	.02	.62	.00	.00	.35	.02	.00	.05	.00
				Links 10+	.02	.00	.00	.00	.00	.00	.00	.00	.00	.00

JOB: HSS FDR Air Quality Existing/105' Jets

RUN: FDR DRIVE BET E 67TH-75TH STS/105' JETS

LINK CONTRIBUTION TABLES

MAXIMUM 8-HOUR AVERAGED LINK CONTRIBUTIONS
IN PARTS PER MILLION (PPM)
INCLUDING AMBIENT BACKGROUND CONCENTRATIONS.

Rcptr No.	Total Conc	Ending Day Hr	Ambient Backgnd	Total Link	Link +1	Link +2	Link +3	Link +4	Link +5	Link +6	Link +7	Link +8	Link +9	Link +10
46	1.05	(94,21)	.00	1.05	.00	.02	.62	.00	.00	.33	.02	.00	.05	.00
				Links 10+	.02	.00	.00	.00	.00	.00	.00	.00	.00	.00
47	1.05	(94,21)	.00	1.05	.00	.02	.62	.00	.00	.33	.02	.00	.05	.00
				Links 10+	.02	.00	.00	.00	.00	.00	.00	.00	.00	.00
48	1.03	(94,21)	.00	1.03	.00	.02	.62	.00	.00	.33	.02	.00	.05	.00
				Links 10+	.00	.00	.00	.00	.00	.00	.00	.00	.00	.00
49	1.03	(94,21)	.00	1.03	.00	.02	.62	.00	.00	.33	.02	.00	.05	.00
				Links 10+	.00	.00	.00	.00	.00	.00	.00	.00	.00	.00
50	1.04	(323,18)	.00	1.04	.00	.05	.60	.00	.00	.30	.04	.00	.04	.00
				Links 10+	.01	.00	.00	.00	.00	.00	.00	.00	.00	.00
51	1.03	(94,21)	.00	1.03	.00	.02	.62	.00	.00	.33	.02	.00	.05	.00
				Links 10+	.00	.00	.00	.00	.00	.00	.00	.00	.00	.00
52	1.03	(94,21)	.00	1.03	.00	.02	.62	.00	.00	.33	.02	.00	.05	.00
				Links 10+	.00	.00	.00	.00	.00	.00	.00	.00	.00	.00
53	1.05	(94,21)	.00	1.05	.00	.02	.62	.00	.02	.33	.02	.00	.05	.00
				Links 10+	.00	.00	.00	.00	.00	.00	.00	.00	.00	.00
54	1.07	(94,21)	.00	1.07	.00	.02	.62	.02	.03	.32	.02	.00	.05	.00
				Links 10+	.00	.00	.00	.00	.00	.00	.00	.00	.00	.00
55	1.05	(94,21)	.00	1.05	.00	.02	.58	.03	.08	.28	.02	.00	.03	.00
				Links 10+	.00	.00	.00	.00	.00	.00	.00	.00	.00	.00
56	1.05	(94,21)	.00	1.05	.00	.02	.42	.20	.15	.22	.02	.00	.03	.00
				Links 10+	.00	.00	.00	.00	.00	.00	.00	.00	.00	.00
57	1.38	(94,21)	.00	1.38	.57	.05	.00	.00	.00	.00	.07	.32	.00	.00
				Links 10+	.00	.38	.00	.00	.00	.00	.00	.00	.00	.00
58	1.37	(94,21)	.00	1.37	.60	.02	.00	.00	.00	.00	.03	.35	.00	.00
				Links 10+	.00	.37	.00	.00	.00	.00	.00	.00	.00	.00
59	1.30	(94,21)	.00	1.30	.60	.00	.00	.00	.00	.00	.00	.02	.35	.00	.00
				Links 10+	.00	.33	.00	.00	.00	.00	.00	.00	.00	.00
60	1.33	(324,19)	.00	1.33	.52	.05	.00	.00	.00	.00	.08	.30	.00	.00
				Links 10+	.00	.38	.00	.00	.00	.00	.00	.00	.00	.00

JOB: HSS FDR Air Quality Existing/105' Jets

RUN: FDR DRIVE BET E 67TH-75TH STS/105' JETS

LINK CONTRIBUTION TABLES

SECOND HIGHEST 8-HOUR AVERAGED LINK CONTRIBUTIONS
IN PARTS PER MILLION (PPM)
INCLUDING AMBIENT BACKGROUND CONCENTRATIONS.

Rcptr No.	Total Conc	Ending Day Hr	Ambient Backgnd	Total Link	Link +1	Link +2	Link +3	Link +4	Link +5	Link +6	Link +7	Link +8	Link +9	Link +10
1	1.23	(327,22)	.00	1.23	.23	.39	.00	.00	.00	.00	.24	.14	.00	.00
				Links 10+	.00	.24	.00	.00	.00	.00	.00	.00	.00	.00
2	1.16	(327,21)	.00	1.16	.04	.64	.00	.00	.00	.00	.33	.06	.00	.00
				Links 10+	.00	.10	.00	.00	.00	.00	.00	.00	.00	.00
3	1.15	(323,18)	.00	1.15	.29	.39	.00	.00	.00	.00	.08	.21	.00	.00
				Links 10+	.00	.19	.00	.00	.00	.00	.00	.00	.00	.00
4	1.20	(356,21)	.00	1.20	.14	.56	.00	.00	.00	.00	.17	.15	.00	.00
				Links 10+	.00	.18	.00	.00	.00	.00	.00	.00	.00	.00
5	1.23	(323,18)	.00	1.23	.15	.57	.00	.00	.00	.00	.16	.18	.00	.00
				Links 10+	.00	.16	.00	.00	.00	.00	.00	.00	.00	.00
6	1.17	(323,18)	.00	1.18	.11	.60	.00	.00	.00	.00	.19	.14	.00	.00
				Links 10+	.00	.14	.00	.00	.00	.00	.00	.00	.00	.00
7	1.19	(323,18)	.00	1.19	.10	.64	.00	.00	.00	.00	.21	.13	.00	.00
				Links 10+	.00	.11	.00	.00	.00	.00	.00	.00	.00	.00
8	1.22	(94,21)	.00	1.22	.02	.75	.00	.00	.00	.00	.40	.02	.00	.02
				Links 10+	.00	.02	.00	.00	.00	.00	.00	.00	.00	.00
9	1.21	(323,18)	.00	1.21	.06	.69	.00	.00	.00	.00	.28	.10	.00	.00
				Links 10+	.00	.09	.00	.00	.00	.00	.00	.00	.00	.00
10	1.16	(323,18)	.00	1.16	.04	.71	.00	.00	.00	.00	.28	.08	.00	.00
				Links 10+	.00	.06	.00	.00	.00	.00	.00	.00	.00	.00
11	1.15	(323,18)	.00	1.15	.04	.72	.00	.00	.00	.00	.29	.05	.00	.00
				Links 10+	.00	.05	.00	.00	.00	.00	.00	.00	.00	.00
12	1.19	(323,18)	.00	1.19	.04	.72	.00	.00	.00	.00	.33	.05	.00	.00
				Links 10+	.00	.05	.00	.00	.00	.00	.00	.00	.00	.00
13	1.21	(323,18)	.00	1.21	.04	.76	.00	.00	.00	.00	.33	.05	.00	.00
				Links 10+	.00	.04	.00	.00	.00	.00	.00	.00	.00	.00
14	1.19	(323,18)	.00	1.19	.03	.76	.00	.00	.00	.00	.33	.04	.00	.00
				Links 10+	.00	.04	.00	.00	.00	.00	.00	.00	.00	.00
15	1.19	(323,18)	.00	1.19	.03	.76	.00	.00	.00	.00	.33	.04	.00	.00
				Links 10+	.00	.04	.00	.00	.00	.00	.00	.00	.00	.00
16	1.15	(323,18)	.00	1.15	.01	.75	.00	.00	.00	.00	.33	.04	.00	.00
				Links 10+	.00	.03	.00	.00	.00	.00	.00	.00	.00	.00
17	1.17	(323,18)	.00	1.18	.01	.76	.00	.00	.00	.00	.34	.04	.00	.00
				Links 10+	.00	.03	.00	.00	.00	.00	.00	.00	.00	.00
18	1.16	(323,18)	.00	1.16	.00	.78	.00	.00	.00	.00	.36	.03	.00	.00
				Links 10+	.00	.00	.00	.00	.00	.00	.00	.00	.00	.00
19	1.16	(323,18)	.00	1.16	.00	.78	.00	.00	.00	.00	.36	.03	.00	.00
				Links 10+	.00	.00	.00	.00	.00	.00	.00	.00	.00	.00

JOB: HSS FDR Air Quality Existing/105' Jets

RUN: FDR DRIVE BET E 67TH-75TH STS/105' JETS

LINK CONTRIBUTION TABLES

SECOND HIGHEST 8-HOUR AVERAGED LINK CONTRIBUTIONS
IN PARTS PER MILLION (PPM)
INCLUDING AMBIENT BACKGROUND CONCENTRATIONS.

Rcptr No.	Total Conc	Ending Day Hr	Ambient Backgnd	Total Link	Link +1	Link +2	Link +3	Link +4	Link +5	Link +6	Link +7	Link +8	Link +9	Link +10
20	1.15	(323,18)	.00	1.15	.00	.78	.00	.00	.00	.00	.36	.01	.00	.00
				Links 10+	.00	.00	.00	.00	.00	.00	.00	.00	.00	.00
21	1.16	(323,18)	.00	1.16	.00	.78	.00	.00	.00	.00	.38	.01	.00	.00
				Links 10+	.00	.00	.00	.00	.00	.00	.00	.00	.00	.00
22	1.19	(323,18)	.00	1.19	.00	.81	.00	.00	.00	.00	.38	.00	.00	.00
				Links 10+	.00	.00	.00	.00	.00	.00	.00	.00	.00	.00
23	1.19	(323,18)	.00	1.19	.00	.80	.00	.00	.00	.00	.39	.00	.00	.00
				Links 10+	.00	.00	.00	.00	.00	.00	.00	.00	.00	.00
24	1.20	(323,18)	.00	1.20	.00	.81	.00	.00	.00	.00	.39	.00	.00	.00
				Links 10+	.00	.00	.00	.00	.00	.00	.00	.00	.00	.00
25	1.20	(323,18)	.00	1.20	.00	.81	.00	.00	.00	.00	.39	.00	.00	.00
				Links 10+	.00	.00	.00	.00	.00	.00	.00	.00	.00	.00
26	1.20	(323,18)	.00	1.20	.00	.81	.00	.00	.00	.00	.39	.00	.00	.00
				Links 10+	.00	.00	.00	.00	.00	.00	.00	.00	.00	.00
27	1.20	(323,18)	.00	1.20	.00	.81	.00	.00	.00	.00	.39	.00	.00	.00
				Links 10+	.00	.00	.00	.00	.00	.00	.00	.00	.00	.00
28	1.20	(323,18)	.00	1.20	.00	.81	.00	.00	.00	.00	.39	.00	.00	.00
				Links 10+	.00	.00	.00	.00	.00	.00	.00	.00	.00	.00
29	1.20	(323,18)	.00	1.20	.00	.81	.00	.00	.00	.00	.39	.00	.00	.00
				Links 10+	.00	.00	.00	.00	.00	.00	.00	.00	.00	.00
30	1.21	(159, 1)	.00	1.21	.00	.21	.41	.03	.04	.18	.03	.00	.00	.01
				Links 10+	.31	.00	.00	.00	.00	.00	.00	.00	.00	.00
31	1.35	(94,21)	.00	1.35	.00	.73	.08	.00	.00	.08	.33	.00	.02	.00
				Links 10+	.10	.00	.00	.00	.00	.00	.00	.00	.00	.00
32	1.57	(327,21)	.00	1.58	.00	.18	.43	.00	.00	.21	.15	.00	.03	.00
				Links 10+	.59	.00	.00	.00	.00	.00	.00	.00	.00	.00
33	1.64	(327,21)	.00	1.64	.00	.03	.53	.00	.00	.29	.05	.00	.04	.00
				Links 10+	.71	.00	.00	.00	.00	.00	.00	.00	.00	.00
34	1.61	(327,21)	.00	1.61	.00	.00	.53	.00	.00	.31	.03	.00	.04	.00
				Links 10+	.71	.00	.00	.00	.00	.00	.00	.00	.00	.00
35	1.66	(323,18)	.00	1.66	.00	.29	.41	.00	.00	.08	.28	.00	.01	.00
				Links 10+	.60	.00	.00	.00	.00	.00	.00	.00	.00	.00
36	1.58	(94,21)	.00	1.58	.00	.05	.58	.00	.00	.30	.07	.00	.03	.00
				Links 10+	.55	.00	.00	.00	.00	.00	.00	.00	.00	.00
37	1.40	(260,24)	.00	1.40	.00	.16	.49	.00	.00	.14	.17	.00	.00	.01
				Links 10+	.43	.00	.00	.00	.00	.00	.00	.00	.00	.00
38	1.20	(260,24)	.00	1.20	.00	.13	.49	.00	.00	.15	.15	.00	.00	.00
				Links 10+	.29	.00	.00	.00	.00	.00	.00	.00	.00	.00

JOB: HSS FDR Air Quality Existing/105' Jets

RUN: FDR DRIVE BET E 67TH-75TH STS/105' JETS

LINK CONTRIBUTION TABLES

SECOND HIGHEST 8-HOUR AVERAGED LINK CONTRIBUTIONS
IN PARTS PER MILLION (PPM)
INCLUDING AMBIENT BACKGROUND CONCENTRATIONS.

Rcptr No.	Total Conc	Ending Day Hr	Ambient Backgnd	Total Link	Link +1	Link +2	Link +3	Link +4	Link +5	Link +6	Link +7	Link +8	Link +9	Link +10
39	1.12	(260,24)	.00	1.13	.00	.13	.50	.00	.00	.16	.14	.00	.00	.00
				Links 10+	.20	.00	.00	.00	.00	.00	.00	.00	.00	.00
40	1.08	(94,21)	.00	1.08	.00	.03	.60	.00	.00	.33	.03	.00	.05	.00
				Links 10+	.03	.00	.00	.00	.00	.00	.00	.00	.00	.00
41	1.07	(94,21)	.00	1.07	.00	.03	.60	.00	.00	.32	.03	.00	.05	.00
				Links 10+	.03	.00	.00	.00	.00	.00	.00	.00	.00	.00
42	1.05	(94,21)	.00	1.05	.00	.03	.60	.00	.00	.32	.03	.00	.05	.00
				Links 10+	.02	.00	.00	.00	.00	.00	.00	.00	.00	.00
43	1.05	(94,21)	.00	1.05	.00	.02	.60	.00	.00	.33	.03	.00	.05	.00
				Links 10+	.02	.00	.00	.00	.00	.00	.00	.00	.00	.00
44	1.05	(94,21)	.00	1.05	.00	.02	.62	.00	.00	.33	.02	.00	.05	.00
				Links 10+	.02	.00	.00	.00	.00	.00	.00	.00	.00	.00
45	1.04	(323,18)	.00	1.04	.00	.05	.60	.00	.00	.26	.08	.00	.01	.00
				Links 10+	.04	.00	.00	.00	.00	.00	.00	.00	.00	.00
46	1.04	(323,18)	.00	1.04	.00	.05	.60	.00	.00	.26	.08	.00	.01	.00
				Links 10+	.04	.00	.00	.00	.00	.00	.00	.00	.00	.00
47	1.04	(323,18)	.00	1.04	.00	.05	.60	.00	.00	.26	.06	.00	.03	.00
				Links 10+	.04	.00	.00	.00	.00	.00	.00	.00	.00	.00
48	1.02	(323,18)	.00	1.03	.00	.05	.60	.00	.00	.26	.06	.00	.03	.00
				Links 10+	.03	.00	.00	.00	.00	.00	.00	.00	.00	.00
49	1.03	(323,18)	.00	1.03	.00	.05	.60	.00	.00	.26	.06	.00	.04	.00
				Links 10+	.01	.00	.00	.00	.00	.00	.00	.00	.00	.00
50	1.03	(94,21)	.00	1.03	.00	.02	.62	.00	.00	.33	.02	.00	.05	.00
				Links 10+	.00	.00	.00	.00	.00	.00	.00	.00	.00	.00
51	1.01	(323,18)	.00	1.01	.00	.04	.60	.00	.00	.30	.04	.00	.04	.00
				Links 10+	.00	.00	.00	.00	.00	.00	.00	.00	.00	.00
52	1.00	(323,18)	.00	1.00	.00	.03	.60	.00	.00	.30	.04	.00	.04	.00
				Links 10+	.00	.00	.00	.00	.00	.00	.00	.00	.00	.00
53	1.01	(323,18)	.00	1.01	.00	.03	.60	.00	.00	.31	.04	.00	.04	.00
				Links 10+	.00	.00	.00	.00	.00	.00	.00	.00	.00	.00
54	1.01	(323,18)	.00	1.01	.00	.03	.61	.00	.00	.31	.04	.00	.03	.00
				Links 10+	.00	.00	.00	.00	.00	.00	.00	.00	.00	.00
55	1.00	(323,18)	.00	1.00	.00	.01	.61	.00	.01	.30	.04	.00	.03	.00
				Links 10+	.00	.00	.00	.00	.00	.00	.00	.00	.00	.00
56	.99	(323,18)	.00	.99	.00	.01	.55	.05	.05	.28	.03	.00	.03	.00
				Links 10+	.00	.00	.00	.00	.00	.00	.00	.00	.00	.00
57	1.31	(327,21)	.00	1.31	.46	.10	.00	.00	.00	.00	.11	.25	.00	.00
				Links 10+	.00	.39	.00	.00	.00	.00	.00	.00	.00	.00

LINK CONTRIBUTION TABLES

SECOND HIGHEST 8-HOUR AVERAGED LINK CONTRIBUTIONS
IN PARTS PER MILLION (PPM)
INCLUDING AMBIENT BACKGROUND CONCENTRATIONS.

Rcptr No.	Total Conc	Ending Day Hr	Ambient Backgnd	Total Link	Link +1	Link +2	Link +3	Link +4	Link +5	Link +6	Link +7	Link +8	Link +9	Link +10
58	1.31	(327,21)	.00	1.31	.49	.06	.00	.00	.00	.00	.06	.29	.00	.00
			Links	10+	.00	.41	.00	.00	.00	.00	.00	.00	.00	.00
59	1.30	(324,19)	.00	1.30	.50	.07	.00	.00	.00	.00	.10	.27	.00	.00
			Links	10+	.00	.37	.00	.00	.00	.00	.00	.00	.00	.00
60	1.22	(94,21)	.00	1.22	.60	.00	.00	.00	.00	.00	.00	.37	.00	.00
			Links	10+	.00	.25	.00	.00	.00	.00	.00	.00	.00	.00

MAXIMUM 1-HOUR AVERAGED LINK CONTRIBUTIONS
IN PARTS PER MILLION (PPM)
INCLUDING AMBIENT BACKGROUND CONCENTRATIONS.

Rcptr No.	Total Conc	Ending Day Hr	Ambient Backgnd	Total Link	Link +1	Link +2	Link +3	Link +4	Link +5	Link +6	Link +7	Link +8	Link +9	Link +10
1	2.50	(299,18)	.00	2.50	.00	1.60	.00	.00	.00	.00	.80	.00	.00	.10
			Links	10+	.00	.00	.00	.00	.00	.00	.00	.00	.00	.00
2	2.50	(299,18)	.00	2.50	.00	1.60	.00	.00	.00	.00	.80	.00	.00	.10
			Links	10+	.00	.00	.00	.00	.00	.00	.00	.00	.00	.00
3	2.50	(299,18)	.00	2.50	.00	1.60	.00	.00	.00	.00	.80	.00	.00	.10
			Links	10+	.00	.00	.00	.00	.00	.00	.00	.00	.00	.00
4	2.50	(299,18)	.00	2.50	.00	1.60	.00	.00	.00	.00	.80	.00	.00	.10
			Links	10+	.00	.00	.00	.00	.00	.00	.00	.00	.00	.00
5	2.50	(299,18)	.00	2.50	.00	1.60	.00	.00	.00	.00	.80	.00	.00	.10
			Links	10+	.00	.00	.00	.00	.00	.00	.00	.00	.00	.00
6	2.50	(299,18)	.00	2.50	.00	1.60	.00	.00	.00	.00	.80	.00	.00	.10
			Links	10+	.00	.00	.00	.00	.00	.00	.00	.00	.00	.00
7	2.50	(299,18)	.00	2.50	.00	1.60	.00	.00	.00	.00	.80	.00	.00	.10
			Links	10+	.00	.00	.00	.00	.00	.00	.00	.00	.00	.00
8	2.50	(299,18)	.00	2.50	.00	1.60	.00	.00	.00	.00	.80	.00	.00	.10
			Links	10+	.00	.00	.00	.00	.00	.00	.00	.00	.00	.00
9	2.50	(299,18)	.00	2.50	.00	1.60	.00	.00	.00	.00	.80	.00	.00	.10
			Links	10+	.00	.00	.00	.00	.00	.00	.00	.00	.00	.00
10	2.50	(299,18)	.00	2.50	.00	1.60	.00	.00	.00	.00	.80	.00	.00	.10
			Links	10+	.00	.00	.00	.00	.00	.00	.00	.00	.00	.00
11	2.40	(299,18)	.00	2.40	.00	1.60	.00	.00	.00	.00	.70	.00	.00	.10
			Links	10+	.00	.00	.00	.00	.00	.00	.00	.00	.00	.00
12	2.40	(299,18)	.00	2.40	.00	1.60	.00	.00	.00	.00	.70	.00	.00	.10
			Links	10+	.00	.00	.00	.00	.00	.00	.00	.00	.00	.00

JOB: HSS FDR Air Quality Existing/105' Jets

RUN: FDR DRIVE BET E 67TH-75TH STS/105' JETS

LINK CONTRIBUTION TABLES

MAXIMUM 1-HOUR AVERAGED LINK CONTRIBUTIONS
IN PARTS PER MILLION (PPM)
INCLUDING AMBIENT BACKGROUND CONCENTRATIONS.

Rcptr No.	Total Conc	Ending Day Hr	Ambient Backgnd	Total Link	Link +1	Link +2	Link +3	Link +4	Link +5	Link +6	Link +7	Link +8	Link +9	Link +10
13	2.50	(299,18)	.00	2.50	.00	1.60	.00	.00	.00	.10	.70	.00	.00	.10
			Links	10+	.00	.00	.00	.00	.00	.00	.00	.00	.00	.00
14	2.50	(299,18)	.00	2.50	.00	1.60	.00	.00	.00	.10	.70	.00	.00	.10
			Links	10+	.00	.00	.00	.00	.00	.00	.00	.00	.00	.00
15	2.40	(299,18)	.00	2.40	.00	1.50	.00	.00	.00	.10	.70	.00	.00	.10
			Links	10+	.00	.00	.00	.00	.00	.00	.00	.00	.00	.00
16	2.40	(299,18)	.00	2.40	.00	1.50	.00	.00	.00	.10	.70	.00	.00	.10
			Links	10+	.00	.00	.00	.00	.00	.00	.00	.00	.00	.00
17	2.40	(299,18)	.00	2.40	.00	1.50	.10	.00	.00	.10	.70	.00	.00	.00
			Links	10+	.00	.00	.00	.00	.00	.00	.00	.00	.00	.00
18	2.40	(299,18)	.00	2.40	.00	1.50	.10	.00	.00	.10	.70	.00	.00	.00
			Links	10+	.00	.00	.00	.00	.00	.00	.00	.00	.00	.00
19	2.40	(299,18)	.00	2.40	.00	1.50	.10	.00	.00	.10	.70	.00	.00	.00
			Links	10+	.00	.00	.00	.00	.00	.00	.00	.00	.00	.00
20	2.30	(299,18)	.00	2.30	.00	1.50	.10	.00	.00	.10	.60	.00	.00	.00
			Links	10+	.00	.00	.00	.00	.00	.00	.00	.00	.00	.00
21	2.40	(299,18)	.00	2.40	.00	1.50	.10	.00	.00	.10	.60	.00	.00	.00
			Links	10+	.10	.00	.00	.00	.00	.00	.00	.00	.00	.00
22	2.50	(299,18)	.00	2.50	.00	1.50	.10	.00	.00	.20	.60	.00	.00	.00
			Links	10+	.10	.00	.00	.00	.00	.00	.00	.00	.00	.00
23	2.60	(299,18)	.00	2.60	.00	1.50	.10	.00	.00	.20	.60	.00	.10	.00
			Links	10+	.10	.00	.00	.00	.00	.00	.00	.00	.00	.00
24	2.40	(299,18)	.00	2.40	.00	1.40	.10	.00	.00	.20	.50	.00	.10	.00
			Links	10+	.10	.00	.00	.00	.00	.00	.00	.00	.00	.00
25	2.50	(299,18)	.00	2.50	.00	1.40	.20	.00	.00	.30	.40	.00	.10	.00
			Links	10+	.10	.00	.00	.00	.00	.00	.00	.00	.00	.00
26	2.50	(299,18)	.00	2.50	.00	1.30	.20	.00	.00	.30	.40	.00	.10	.00
			Links	10+	.20	.00	.00	.00	.00	.00	.00	.00	.00	.00
27	2.60	(299,18)	.00	2.60	.00	1.30	.30	.00	.00	.40	.30	.00	.10	.00
			Links	10+	.20	.00	.00	.00	.00	.00	.00	.00	.00	.00
28	2.70	(299,18)	.00	2.70	.00	1.20	.40	.00	.00	.50	.20	.00	.10	.00
			Links	10+	.30	.00	.00	.00	.00	.00	.00	.00	.00	.00
29	2.70	(299,18)	.00	2.70	.00	1.00	.50	.00	.00	.50	.10	.00	.10	.00
			Links	10+	.50	.00	.00	.00	.00	.00	.00	.00	.00	.00
30	2.90	(299,18)	.00	2.90	.00	.70	.70	.00	.00	.60	.00	.00	.10	.00
			Links	10+	.80	.00	.00	.00	.00	.00	.00	.00	.00	.00
31	3.20	(299,18)	.00	3.20	.00	.30	1.00	.00	.00	.60	.00	.00	.10	.00
			Links	10+	1.20	.00	.00	.00	.00	.00	.00	.00	.00	.00

JOB: HSS FDR Air Quality Existing/105' Jets

RUN: FDR DRIVE BET E 67TH-75TH STS/105' JETS

LINK CONTRIBUTION TABLES

MAXIMUM 1-HOUR AVERAGED LINK CONTRIBUTIONS
IN PARTS PER MILLION (PPM)
INCLUDING AMBIENT BACKGROUND CONCENTRATIONS.

Rcptr No.	Total Conc	Ending Day Hr	Ambient Backgnd	Total Link	Link +1	Link +2	Link +3	Link +4	Link +5	Link +6	Link +7	Link +8	Link +9	Link +10
32	3.50	(299,18)	.00	3.50	.00	.00	1.30	.00	.10	.60	.00	.00	.10	.00
			Links	10+	1.40	.00	.00	.00	.00	.00	.00	.00	.00	.00
33	3.50	(94,17)	.00	3.50	.00	.00	1.10	.00	.00	.60	.00	.00	.10	.00
			Links	10+	1.70	.00	.00	.00	.00	.00	.00	.00	.00	.00
34	3.40	(94,17)	.00	3.40	.00	.00	1.10	.00	.00	.60	.00	.00	.10	.00
			Links	10+	1.60	.00	.00	.00	.00	.00	.00	.00	.00	.00
35	3.20	(94,17)	.00	3.20	.00	.00	1.10	.00	.00	.60	.00	.00	.10	.00
			Links	10+	1.40	.00	.00	.00	.00	.00	.00	.00	.00	.00
36	2.90	(276,21)	.00	2.90	.00	.50	.70	.00	.00	.10	.50	.00	.00	.10
			Links	10+	1.00	.00	.00	.00	.00	.00	.00	.00	.00	.00
37	2.70	(99,18)	.00	2.70	.00	.70	.70	.00	.00	.10	.50	.00	.00	.00
			Links	10+	.70	.00	.00	.00	.00	.00	.00	.00	.00	.00
38	2.60	(276,21)	.00	2.60	.00	.40	.90	.00	.00	.20	.40	.00	.00	.10
			Links	10+	.60	.00	.00	.00	.00	.00	.00	.00	.00	.00
39	2.30	(99,18)	.00	2.30	.00	.50	.80	.00	.00	.10	.40	.00	.00	.00
			Links	10+	.50	.00	.00	.00	.00	.00	.00	.00	.00	.00
40	2.20	(99,18)	.00	2.20	.00	.50	.80	.00	.00	.10	.40	.00	.00	.00
			Links	10+	.40	.00	.00	.00	.00	.00	.00	.00	.00	.00
41	2.20	(99,18)	.00	2.20	.00	.40	.90	.00	.00	.20	.40	.00	.00	.00
			Links	10+	.30	.00	.00	.00	.00	.00	.00	.00	.00	.00
42	2.10	(99,18)	.00	2.10	.00	.40	.90	.00	.00	.20	.30	.00	.00	.00
			Links	10+	.30	.00	.00	.00	.00	.00	.00	.00	.00	.00
43	2.10	(299,18)	.00	2.10	.00	.00	1.20	.10	.20	.50	.00	.00	.10	.00
			Links	10+	.00	.00	.00	.00	.00	.00	.00	.00	.00	.00
44	2.10	(299,18)	.00	2.10	.00	.00	1.20	.10	.20	.50	.00	.00	.10	.00
			Links	10+	.00	.00	.00	.00	.00	.00	.00	.00	.00	.00
45	2.10	(299,18)	.00	2.10	.00	.00	1.20	.10	.20	.50	.00	.00	.10	.00
			Links	10+	.00	.00	.00	.00	.00	.00	.00	.00	.00	.00
46	2.10	(299,18)	.00	2.10	.00	.00	1.20	.10	.20	.50	.00	.00	.10	.00
			Links	10+	.00	.00	.00	.00	.00	.00	.00	.00	.00	.00
47	2.20	(299,18)	.00	2.20	.00	.00	1.20	.20	.30	.40	.00	.00	.10	.00
			Links	10+	.00	.00	.00	.00	.00	.00	.00	.00	.00	.00
48	2.00	(299,18)	.00	2.00	.00	.00	1.10	.20	.30	.40	.00	.00	.00	.00
			Links	10+	.00	.00	.00	.00	.00	.00	.00	.00	.00	.00
49	2.10	(299,18)	.00	2.10	.00	.00	1.10	.20	.40	.40	.00	.00	.00	.00
			Links	10+	.00	.00	.00	.00	.00	.00	.00	.00	.00	.00
50	2.10	(299,18)	.00	2.10	.00	.00	1.10	.30	.40	.30	.00	.00	.00	.00
			Links	10+	.00	.00	.00	.00	.00	.00	.00	.00	.00	.00

LINK CONTRIBUTION TABLES

MAXIMUM 1-HOUR AVERAGED LINK CONTRIBUTIONS
IN PARTS PER MILLION (PPM)
INCLUDING AMBIENT BACKGROUND CONCENTRATIONS.

Rcptr No.	Total Conc	Ending Day Hr	Ambient Backgnd	Total Link	Link +1	Link +2	Link +3	Link +4	Link +5	Link +6	Link +7	Link +8	Link +9	Link +10
51	2.10	(299,18)	.00	2.10	.00	.00	1.00	.30	.50	.30	.00	.00	.00	.00
			Links	10+	.00	.00	.00	.00	.00	.00	.00	.00	.00	.00
52	2.10	(299,18)	.00	2.10	.00	.00	.90	.40	.60	.20	.00	.00	.00	.00
			Links	10+	.00	.00	.00	.00	.00	.00	.00	.00	.00	.00
53	2.20	(299,18)	.00	2.20	.00	.00	.80	.60	.70	.10	.00	.00	.00	.00
			Links	10+	.00	.00	.00	.00	.00	.00	.00	.00	.00	.00
54	2.10	(299,18)	.00	2.10	.00	.00	.60	.80	.70	.00	.00	.00	.00	.00
			Links	10+	.00	.00	.00	.00	.00	.00	.00	.00	.00	.00
55	2.10	(299,18)	.00	2.10	.00	.00	.30	1.10	.70	.00	.00	.00	.00	.00
			Links	10+	.00	.00	.00	.00	.00	.00	.00	.00	.00	.00
56	2.00	(99,18)	.00	2.00	.00	.20	1.10	.00	.00	.40	.20	.00	.00	.00
			Links	10+	.10	.00	.00	.00	.00	.00	.00	.00	.00	.00
57	2.50	(94,17)	.00	2.50	.90	.30	.00	.00	.00	.00	.30	.40	.00	.00
			Links	10+	.00	.60	.00	.00	.00	.00	.00	.00	.00	.00
58	2.80	(94,17)	.00	2.80	1.10	.10	.00	.00	.00	.00	.20	.60	.00	.00
			Links	10+	.00	.80	.00	.00	.00	.00	.00	.00	.00	.00
59	2.80	(94,17)	.00	2.80	1.10	.00	.00	.00	.00	.00	.10	.60	.00	.00
			Links	10+	.00	1.00	.00	.00	.00	.00	.00	.00	.00	.00
60	2.70	(94,17)	.00	2.70	1.10	.00	.00	.00	.00	.00	.00	.70	.00	.00
			Links	10+	.00	.90	.00	.00	.00	.00	.00	.00	.00	.00

SECOND HIGHEST 1-HOUR AVERAGED LINK CONTRIBUTIONS
IN PARTS PER MILLION (PPM)
INCLUDING AMBIENT BACKGROUND CONCENTRATIONS.

Rcptr No.	Total Conc	Ending Day Hr	Ambient Backgnd	Total Link	Link +1	Link +2	Link +3	Link +4	Link +5	Link +6	Link +7	Link +8	Link +9	Link +10
1	2.40	(94,17)	.00	2.40	.30	1.10	.00	.00	.00	.00	.60	.20	.00	.00
			Links	10+	.00	.20	.00	.00	.00	.00	.00	.00	.00	.00
2	2.30	(87, 9)	.00	2.30	.40	.60	.00	.00	.00	.00	.10	.50	.00	.00
			Links	10+	.00	.70	.00	.00	.00	.00	.00	.00	.00	.00
3	2.30	(94,17)	.00	2.30	.00	1.40	.00	.00	.00	.00	.80	.00	.00	.10
			Links	10+	.00	.00	.00	.00	.00	.00	.00	.00	.00	.00
4	2.30	(94,17)	.00	2.30	.00	1.40	.00	.00	.00	.00	.80	.00	.00	.10
			Links	10+	.00	.00	.00	.00	.00	.00	.00	.00	.00	.00
5	2.30	(94,17)	.00	2.30	.00	1.40	.00	.00	.00	.00	.80	.00	.00	.10
			Links	10+	.00	.00	.00	.00	.00	.00	.00	.00	.00	.00

LINK CONTRIBUTION TABLES

SECOND HIGHEST 1-HOUR AVERAGED LINK CONTRIBUTIONS
IN PARTS PER MILLION (PPM)
INCLUDING AMBIENT BACKGROUND CONCENTRATIONS.

Rcptr No.	Total Conc	Ending Day Hr	Ambient Backgnd	Total Link	Link +1	Link +2	Link +3	Link +4	Link +5	Link +6	Link +7	Link +8	Link +9	Link +10
6	2.30	(94,17)	.00	2.30	.00	1.40	.00	.00	.00	.00	.80	.00	.00	.10
				Links 10+	.00	.00	.00	.00	.00	.00	.00	.00	.00	.00
7	2.30	(94,17)	.00	2.30	.00	1.40	.00	.00	.00	.00	.80	.00	.00	.10
				Links 10+	.00	.00	.00	.00	.00	.00	.00	.00	.00	.00
8	2.30	(94,17)	.00	2.30	.00	1.40	.00	.00	.00	.00	.80	.00	.00	.10
				Links 10+	.00	.00	.00	.00	.00	.00	.00	.00	.00	.00
9	2.30	(94,17)	.00	2.30	.00	1.40	.00	.00	.00	.00	.80	.00	.00	.10
				Links 10+	.00	.00	.00	.00	.00	.00	.00	.00	.00	.00
10	2.30	(94,17)	.00	2.30	.00	1.40	.00	.00	.00	.00	.80	.00	.00	.10
				Links 10+	.00	.00	.00	.00	.00	.00	.00	.00	.00	.00
11	2.30	(94,17)	.00	2.30	.00	1.40	.00	.00	.00	.00	.80	.00	.00	.10
				Links 10+	.00	.00	.00	.00	.00	.00	.00	.00	.00	.00
12	2.30	(94,17)	.00	2.30	.00	1.40	.00	.00	.00	.00	.80	.00	.00	.10
				Links 10+	.00	.00	.00	.00	.00	.00	.00	.00	.00	.00
13	2.30	(94,17)	.00	2.30	.00	1.40	.00	.00	.00	.00	.80	.00	.00	.10
				Links 10+	.00	.00	.00	.00	.00	.00	.00	.00	.00	.00
14	2.30	(94,17)	.00	2.30	.00	1.40	.00	.00	.00	.00	.80	.00	.00	.10
				Links 10+	.00	.00	.00	.00	.00	.00	.00	.00	.00	.00
15	2.30	(94,17)	.00	2.30	.00	1.40	.00	.00	.00	.00	.80	.00	.00	.10
				Links 10+	.00	.00	.00	.00	.00	.00	.00	.00	.00	.00
16	2.30	(94,17)	.00	2.30	.00	1.40	.00	.00	.00	.00	.80	.00	.00	.10
				Links 10+	.00	.00	.00	.00	.00	.00	.00	.00	.00	.00
17	2.30	(94,17)	.00	2.30	.00	1.40	.00	.00	.00	.00	.80	.00	.00	.10
				Links 10+	.00	.00	.00	.00	.00	.00	.00	.00	.00	.00
18	2.30	(94,17)	.00	2.30	.00	1.40	.00	.00	.00	.00	.80	.00	.00	.10
				Links 10+	.00	.00	.00	.00	.00	.00	.00	.00	.00	.00
19	2.30	(94,17)	.00	2.30	.00	1.40	.00	.00	.00	.00	.80	.00	.00	.10
				Links 10+	.00	.00	.00	.00	.00	.00	.00	.00	.00	.00
20	2.30	(94,17)	.00	2.30	.00	1.40	.00	.00	.00	.00	.80	.00	.00	.10
				Links 10+	.00	.00	.00	.00	.00	.00	.00	.00	.00	.00
21	2.30	(94,17)	.00	2.30	.00	1.40	.00	.00	.00	.00	.80	.00	.00	.10
				Links 10+	.00	.00	.00	.00	.00	.00	.00	.00	.00	.00
22	2.30	(94,17)	.00	2.30	.00	1.40	.00	.00	.00	.00	.80	.00	.00	.10
				Links 10+	.00	.00	.00	.00	.00	.00	.00	.00	.00	.00
23	2.30	(94,17)	.00	2.30	.00	1.40	.00	.00	.00	.00	.80	.00	.00	.10
				Links 10+	.00	.00	.00	.00	.00	.00	.00	.00	.00	.00
24	2.30	(94,17)	.00	2.30	.00	1.40	.00	.00	.00	.00	.80	.00	.00	.10
				Links 10+	.00	.00	.00	.00	.00	.00	.00	.00	.00	.00

JOB: HSS FDR Air Quality Existing/105' Jets

RUN: FDR DRIVE BET E 67TH-75TH STS/105' JETS

LINK CONTRIBUTION TABLES

SECOND HIGHEST 1-HOUR AVERAGED LINK CONTRIBUTIONS
IN PARTS PER MILLION (PPM)
INCLUDING AMBIENT BACKGROUND CONCENTRATIONS.

Rcptr No.	Total Conc	Ending Day Hr	Ambient Backgnd	Total Link	Link +1	Link +2	Link +3	Link +4	Link +5	Link +6	Link +7	Link +8	Link +9	Link +10
25	2.30	(94,17)	.00	2.30	.00	1.40	.00	.00	.00	.00	.80	.00	.00	.10
			Links	10+	.00	.00	.00	.00	.00	.00	.00	.00	.00	.00
26	2.30	(94,17)	.00	2.30	.00	1.40	.00	.00	.00	.00	.80	.00	.00	.10
			Links	10+	.00	.00	.00	.00	.00	.00	.00	.00	.00	.00
27	2.30	(94,17)	.00	2.30	.00	1.40	.00	.00	.00	.00	.80	.00	.00	.10
			Links	10+	.00	.00	.00	.00	.00	.00	.00	.00	.00	.00
28	2.30	(94,17)	.00	2.30	.00	1.40	.00	.00	.00	.00	.80	.00	.00	.10
			Links	10+	.00	.00	.00	.00	.00	.00	.00	.00	.00	.00
29	2.40	(228, 8)	.00	2.40	.00	.70	.50	.00	.10	.50	.00	.00	.10	.00
			Links	10+	.50	.00	.00	.00	.00	.00	.00	.00	.00	.00
30	2.60	(228, 8)	.00	2.60	.00	.50	.70	.00	.10	.50	.00	.00	.10	.00
			Links	10+	.70	.00	.00	.00	.00	.00	.00	.00	.00	.00
31	2.80	(94,17)	.00	2.80	.00	1.10	.40	.00	.00	.30	.40	.00	.10	.00
			Links	10+	.50	.00	.00	.00	.00	.00	.00	.00	.00	.00
32	3.30	(94,17)	.00	3.30	.00	.10	1.00	.00	.00	.50	.10	.00	.10	.00
			Links	10+	1.50	.00	.00	.00	.00	.00	.00	.00	.00	.00
33	3.30	(299,18)	.00	3.30	.00	.00	1.30	.00	.10	.60	.00	.00	.10	.00
			Links	10+	1.20	.00	.00	.00	.00	.00	.00	.00	.00	.00
34	2.90	(299,18)	.00	2.90	.00	.00	1.20	.00	.10	.60	.00	.00	.10	.00
			Links	10+	.90	.00	.00	.00	.00	.00	.00	.00	.00	.00
35	2.90	(323,16)	.00	2.90	.00	.60	.70	.00	.00	.10	.60	.00	.00	.00
			Links	10+	.90	.00	.00	.00	.00	.00	.00	.00	.00	.00
36	2.90	(323,16)	.00	2.90	.00	.40	.80	.00	.00	.10	.50	.00	.00	.00
			Links	10+	1.10	.00	.00	.00	.00	.00	.00	.00	.00	.00
37	2.70	(276,21)	.00	2.70	.00	.40	.80	.00	.00	.10	.40	.00	.00	.10
			Links	10+	.90	.00	.00	.00	.00	.00	.00	.00	.00	.00
38	2.40	(99,18)	.00	2.40	.00	.60	.70	.00	.00	.10	.40	.00	.00	.00
			Links	10+	.60	.00	.00	.00	.00	.00	.00	.00	.00	.00
39	2.20	(276,21)	.00	2.20	.00	.30	.90	.00	.00	.20	.30	.00	.00	.00
			Links	10+	.50	.00	.00	.00	.00	.00	.00	.00	.00	.00
40	2.20	(276,21)	.00	2.20	.00	.30	1.00	.00	.00	.30	.30	.00	.00	.00
			Links	10+	.30	.00	.00	.00	.00	.00	.00	.00	.00	.00
41	2.10	(276,21)	.00	2.10	.00	.20	1.00	.00	.00	.30	.30	.00	.00	.00
			Links	10+	.30	.00	.00	.00	.00	.00	.00	.00	.00	.00
42	2.00	(299,18)	.00	2.00	.00	.00	1.20	.10	.10	.50	.00	.00	.10	.00
			Links	10+	.00	.00	.00	.00	.00	.00	.00	.00	.00	.00
43	2.00	(99,18)	.00	2.00	.00	.40	.90	.00	.00	.20	.30	.00	.00	.00
			Links	10+	.20	.00	.00	.00	.00	.00	.00	.00	.00	.00

JOB: HSS FDR Air Quality Existing/105' Jets

RUN: FDR DRIVE BET E 67TH-75TH STS/105' JETS

LINK CONTRIBUTION TABLES

SECOND HIGHEST 1-HOUR AVERAGED LINK CONTRIBUTIONS
IN PARTS PER MILLION (PPM)
INCLUDING AMBIENT BACKGROUND CONCENTRATIONS.

Rcptr No.	Total Conc	Ending Day Hr	Ambient Backgnd	Total Link	Link +1	Link +2	Link +3	Link +4	Link +5	Link +6	Link +7	Link +8	Link +9	Link +10
44	1.90	(64,16)	.00	1.90	.00	.30	.90	.00	.00	.20	.30	.00	.00	.00
			Links 10+		.20	.00	.00	.00	.00	.00	.00	.00	.00	.00
45	2.00	(99,18)	.00	2.00	.00	.30	1.00	.00	.00	.20	.30	.00	.00	.00
			Links 10+		.20	.00	.00	.00	.00	.00	.00	.00	.00	.00
46	2.00	(99,18)	.00	2.00	.00	.30	1.00	.00	.00	.20	.30	.00	.00	.00
			Links 10+		.20	.00	.00	.00	.00	.00	.00	.00	.00	.00
47	2.00	(99,18)	.00	2.00	.00	.30	1.00	.00	.00	.30	.30	.00	.00	.00
			Links 10+		.10	.00	.00	.00	.00	.00	.00	.00	.00	.00
48	1.90	(323,16)	.00	1.90	.00	.10	1.10	.00	.00	.40	.10	.00	.10	.00
			Links 10+		.10	.00	.00	.00	.00	.00	.00	.00	.00	.00
49	1.90	(356,16)	.00	1.90	.00	.10	1.10	.00	.00	.50	.10	.00	.10	.00
			Links 10+		.00	.00	.00	.00	.00	.00	.00	.00	.00	.00
50	1.90	(99,18)	.00	1.90	.00	.20	1.10	.00	.00	.30	.20	.00	.00	.00
			Links 10+		.10	.00	.00	.00	.00	.00	.00	.00	.00	.00
51	1.90	(99,18)	.00	1.90	.00	.20	1.10	.00	.00	.30	.20	.00	.00	.00
			Links 10+		.10	.00	.00	.00	.00	.00	.00	.00	.00	.00
52	1.90	(99,18)	.00	1.90	.00	.20	1.10	.00	.00	.30	.20	.00	.00	.00
			Links 10+		.10	.00	.00	.00	.00	.00	.00	.00	.00	.00
53	1.90	(99,18)	.00	1.90	.00	.20	1.10	.00	.00	.30	.20	.00	.00	.00
			Links 10+		.10	.00	.00	.00	.00	.00	.00	.00	.00	.00
54	2.00	(94,17)	.00	2.00	.00	.00	1.10	.10	.20	.50	.00	.00	.10	.00
			Links 10+		.00	.00	.00	.00	.00	.00	.00	.00	.00	.00
55	1.90	(99,18)	.00	1.90	.00	.20	1.10	.00	.00	.30	.20	.00	.00	.00
			Links 10+		.10	.00	.00	.00	.00	.00	.00	.00	.00	.00
56	2.00	(299,18)	.00	2.00	.00	.00	.00	1.30	.70	.00	.00	.00	.00	.00
			Links 10+		.00	.00	.00	.00	.00	.00	.00	.00	.00	.00
57	2.40	(299,18)	.00	2.40	.30	1.20	.00	.00	.00	.00	.80	.00	.00	.10
			Links 10+		.00	.00	.00	.00	.00	.00	.00	.00	.00	.00
58	2.20	(60, 8)	.00	2.20	.80	.00	.00	.00	.00	.00	.00	.60	.00	.00
			Links 10+		.00	.80	.00	.00	.00	.00	.00	.00	.00	.00
59	2.40	(299,18)	.00	2.40	.80	.60	.00	.00	.00	.00	.70	.10	.00	.10
			Links 10+		.00	.10	.00	.00	.00	.00	.00	.00	.00	.00
60	2.50	(299,18)	.00	2.50	.90	.40	.00	.00	.00	.00	.60	.20	.00	.10
			Links 10+		.00	.30	.00	.00	.00	.00	.00	.00	.00	.00

JOB: HSS FDR Air Quality Existing/105' Jets

RUN: FDR DRIVE BET E 67TH-75TH STS/105' JETS

CALM DURATION FREQUENCY

Hours of Consecutive Calm Winds	Frequency of Occurrence	(Julian day/hour ending) of Significant Occurrences
1	126	(1,24)(2, 7)(4, 6)(5,21)(33,12)(36,17)(36,19)(43, 6)(43, 9)(52, 7) (55, 1)(55,22)(59, 9)(64, 3)(64, 5)(64,24)(80, 9)(81, 2)(84, 8)(85,22) (86, 1)(86, 7)(87, 5)(94,16)(98, 2)(105, 8)(109, 2)(113, 9)(113,12)(115, 5) (117,12)(125,21)(126, 1)(127,13)(130,22)(131, 1)(132, 2)(132,22)(133, 2)(133, 4) (133, 6)(133,12)(136, 3)(137,11)(137,21)(138,24)(139, 4)(140, 8)(140,21)(141, 2) (142,10)(143, 8)(146, 3)(146, 9)(147,21)(149,15)(163,14)(164,16)(171, 7)(173, 3) (174,13)(174,17)(177,17)(178, 4)(178, 8)(184,19)(184,21)(185,12)(188,24)(189,12) (192,21)(201,11)(202,22)(210,24)(211,11)(212, 1)(212, 5)(222, 5)(222,23)(226,20) (227, 6)(227,23)(228, 7)(229, 5)(229,12)(230, 6)(230, 9)(231, 3)(232,22)(234, 7) (247, 2)(256, 1)(256,12)(257, 1)(257,11)(260,11)(264,20)(266, 4)(268, 4)(268, 9) (271, 3)(274, 4)(276, 1)(276, 5)(281, 5)(281,13)(287, 4)(289, 4)(299,22)(299,24) (301,12)(302,16)(309,20)(312, 7)(321,23)(322, 2)(324,14)(327, 4)(328,22)(338, 1) (338, 3)(343, 2)(346, 5)(351, 1)(357, 5)(357, 8)
2	33	(2,24)(54,21)(64, 1)(83, 7)(94,14)(100, 1)(107,17)(133,10)(137, 2)(137,24) (149,10)(173, 6)(175,23)(180, 9)(182, 9)(183, 9)(193, 5)(222,10)(229,22)(255,20) (266, 7)(287,10)(288, 1)(289, 2)(292,17)(321,11)(322,14)(323, 8)(324, 6)(324,12) (356, 7)(357, 3)(360,15)
3	10	(2,19)(33,16)(60, 7)(80, 7)(135,24)(186, 6)(204, 6)(280, 9)(315,10)(338, 8) (
4	5	(203, 8)(271, 1)(278, 4)(323, 4)(327, 2)
6	2	(133,20)(282, 4)
7	1	(22,15)
10	1	(134, 7)
13	1	(184,11)

Program terminated normally

JOB: HSS FDR Air Quality No-Build/No Jets

RUN: FDR DRIVE BET E 67TH-75TH STS/NO JETS

General Information

Run start date: 1/ 1/ 0 Julian: 1
end date: 12/31/ 0 Julian: 366

A Tier 2 approach was used for input data preparation.

The MODE flag has been set to C for calculating CO averages.

Ambient background concentrations are included in the averages below.

Site & Meteorological Constants

VS = .0 CM/S VD = .0 CM/S Z0 = 175. CM ATIM = 60.

Met. Sfc. Sta. Id & Yr = 72503 2000
Upper Air Sta. Id & Yr = 94703 2000

CAUTION: The input years for the Run and Meteorological data differ. The respective values are: 0 and 2000.

Urban mixing heights were processed.

In 2000, Julian day 1 is a Saturday.

The patterns from the input file have been assigned as follows:

Pattern # 1 is assigned to Monday.
Pattern # 1 is assigned to Tuesday.
Pattern # 1 is assigned to Wednesday.
Pattern # 1 is assigned to Thursday.
Pattern # 1 is assigned to Friday.
Pattern # 1 is assigned to Saturday.
Pattern # 1 is assigned to Sunday.

Link Data Constants - (Variable data in *.LNK file)

LINK DESCRIPTION	LINK COORDINATES (FT) X1	Y1	X2	Y2	LENGTH (FT)	BRG (DEG)	TYPE	H (FT)	W (FT)	NLANES
1. FDR N/B 67th-68th St*	-132.0	-225.0	15.0	-10.0	260.	34.	AG	.0	36.0	
2. FDR N/B 68th-71st St*	15.0	-10.0	438.0	608.0	749.	34.	AG	.0	36.0	
3. FDR N/B 71st-73rd St*	438.0	608.0	773.0	1098.0	594.	34.	AG	.0	36.0	
4. FDR N/B 73rd-75th St*	773.0	1098.0	1056.0	1625.0	598.	28.	AG	.0	36.0	
5. FDR S/B 75th-73rd St*	743.0	1118.0	1026.0	1645.0	598.	28.	AG	.0	36.0	
6. FDR S/B 73rd-71st St*	408.0	628.0	743.0	1118.0	594.	34.	AG	.0	36.0	

JOB: HSS FDR Air Quality No-Build/No Jets

RUN: FDR DRIVE BET E 67TH-75TH STS/NO JETS

Link Data Constants - (Variable data in *.LNK file)

LINK DESCRIPTION	LINK COORDINATES (FT) X1	Y1	X2	Y2	LENGTH (FT)	BRG (DEG)	TYPE	H (FT)	W (FT)	NLANES
7. FDR S/B 71st-68th St	-15.0	10.0	408.0	628.0	749.	34.	AG	.0	36.0	
8. FDR S/B 68th-67th St	-162.0	-205.0	-15.0	10.0	260.	34.	AG	.0	36.0	
9. FDR Service Rd 73-71	385.0	644.0	720.0	1134.0	594.	34.	AG	.0	32.0	
10. FDR Service Rd 68-71	-38.0	26.0	385.0	644.0	749.	34.	AG	.0	32.0	

Receptor Data

RECEPTOR	COORDINATES (FT) X	Y	Z
1. RECEPTOR 1	34.0	-23.0	6.0
2. RECEPTOR 2	48.0	-4.0	6.0
3. RECEPTOR 3	62.0	17.0	6.0
4. RECEPTOR 4	75.0	37.0	6.0
5. RECEPTOR 5	89.0	57.0	6.0
6. RECEPTOR 6	103.0	77.0	6.0
7. RECEPTOR 7	117.0	97.0	6.0
8. RECEPTOR 8	130.0	117.0	6.0
9. RECEPTOR 9	144.0	137.0	6.0
10. RECEPTOR 10	158.0	158.0	6.0
11. RECEPTOR 11	172.0	178.0	6.0
12. RECEPTOR 12	186.0	198.0	6.0
13. RECEPTOR 13	199.0	218.0	6.0
14. RECEPTOR 14	213.0	238.0	6.0
15. RECEPTOR 15	227.0	258.0	6.0
16. RECEPTOR 16	241.0	278.0	6.0
17. RECEPTOR 17	255.0	299.0	6.0
18. RECEPTOR 18	268.0	319.0	6.0
19. RECEPTOR 19	282.0	339.0	6.0
20. RECEPTOR 20	296.0	359.0	6.0
21. RECEPTOR 21	310.0	379.0	6.0
22. RECEPTOR 22	323.0	399.0	6.0
23. RECEPTOR 23	337.0	419.0	6.0
24. RECEPTOR 24	351.0	440.0	6.0
25. RECEPTOR 25	365.0	460.0	6.0
26. RECEPTOR 26	379.0	480.0	6.0
27. RECEPTOR 27	392.0	500.0	6.0
28. RECEPTOR 28	406.0	520.0	6.0
29. RECEPTOR 29	420.0	540.0	6.0
30. RECEPTOR 30	434.0	561.0	6.0

JOB: HSS FDR Air Quality No-Build/No Jets

RUN: FDR DRIVE BET E 67TH-75TH STS/NO JETS

Receptor Data

RECEPTOR	COORDINATES (FT) X	Y	Z
31. RECEPTOR 31	447.0	581.0	6.0
32. RECEPTOR 32	461.0	601.0	6.0
33. RECEPTOR 33	475.0	621.0	6.0
34. RECEPTOR 34	489.0	641.0	6.0
35. RECEPTOR 35	503.0	661.0	6.0
36. RECEPTOR 36	516.0	681.0	6.0
37. RECEPTOR 37	530.0	702.0	6.0
38. RECEPTOR 38	544.0	722.0	6.0
39. RECEPTOR 39	558.0	742.0	6.0
40. RECEPTOR 40	571.0	762.0	6.0
41. RECEPTOR 41	585.0	782.0	6.0
42. RECEPTOR 42	599.0	802.0	6.0
43. RECEPTOR 43	613.0	822.0	6.0
44. RECEPTOR 44	627.0	843.0	6.0
45. RECEPTOR 45	640.0	863.0	6.0
46. RECEPTOR 46	654.0	883.0	6.0
47. RECEPTOR 47	668.0	903.0	6.0
48. RECEPTOR 48	682.0	923.0	6.0
49. RECEPTOR 49	696.0	943.0	6.0
50. RECEPTOR 50	709.0	964.0	6.0
51. RECEPTOR 51	723.0	984.0	6.0
52. RECEPTOR 52	737.0	1004.0	6.0
53. RECEPTOR 53	751.0	1024.0	6.0
54. RECEPTOR 54	764.0	1044.0	6.0
55. RECEPTOR 55	778.0	1064.0	6.0
56. RECEPTOR 56	792.0	1084.0	6.0
57. RECEPTOR 57	20.0	-44.0	6.0
58. RECEPTOR 58	6.0	-64.0	6.0
59. RECEPTOR 59	-7.0	-84.0	6.0
60. RECEPTOR 60	-21.0	-104.0	6.0

JOB: HSS FDR Air Quality No-Build/No Jets

RUN: FDR DRIVE BET E 67TH-75TH STS/NO JETS

Model Results

Remarks : In search of the wind direction corresponding to the maximum concentration, only the first direction, of the directions with the same maximum concentrations, is indicated as the maximum.

* MAXIMUM HOURLY CONCENTRATIONS WITH ANY AMBIENT BACKGROUND CONCENTRATIONS (BKG) ADDED

(PPM)

	REC1	REC2	REC3	REC4	REC5	REC6	REC7	REC8	REC9	REC10
MAX+BKG	3.5	3.5	3.5	3.6	3.5	3.5	3.5	3.5	3.4	3.4
- BKG	.0	.0	.0	.0	.0	.0	.0	.0	.0	.0
MAX	3.5	3.5	3.5	3.6	3.5	3.5	3.5	3.5	3.4	3.4
WIND DIR	23	23	23	23	23	23	23	23	23	23
JULIAN	72	72	72	72	72	72	72	72	72	72
HOUR	8	8	8	8	8	8	8	8	8	8

	REC11	REC12	REC13	REC14	REC15	REC16	REC17	REC18	REC19	REC20
MAX+BKG	3.4	3.3	3.4	3.3	3.3	3.4	3.4	3.3	3.3	3.3
- BKG	.0	.0	.0	.0	.0	.0	.0	.0	.0	.0
MAX	3.4	3.3	3.4	3.3	3.3	3.4	3.4	3.3	3.3	3.3
WIND DIR	23	23	23	23	231	231	231	231	231	231
JULIAN	72	72	72	72	30	30	30	30	30	30
HOUR	8	8	8	8	18	18	18	18	18	18

	REC21	REC22	REC23	REC24	REC25	REC26	REC27	REC28	REC29	REC30
MAX+BKG	3.4	3.4	3.4	3.4	3.4	3.4	3.4	3.4	3.4	3.4
- BKG	.0	.0	.0	.0	.0	.0	.0	.0	.0	.0
MAX	3.4	3.4	3.4	3.4	3.4	3.4	3.4	3.4	3.4	3.4
WIND DIR	231	231	231	231	231	231	231	231	231	231
JULIAN	30	30	30	30	30	30	30	30	30	30
HOUR	18	18	18	18	18	18	18	18	18	18

	REC31	REC32	REC33	REC34	REC35	REC36	REC37	REC38	REC39	REC40
MAX+BKG	3.6	3.4	3.2	3.0	2.8	2.6	2.5	2.4	2.4	2.4
- BKG	.0	.0	.0	.0	.0	.0	.0	.0	.0	.0
MAX	3.6	3.4	3.2	3.0	2.8	2.6	2.5	2.4	2.4	2.4
WIND DIR	231	231	231	231	231	231	231	231	231	231
JULIAN	30	30	30	30	30	30	30	30	30	30
HOUR	18	18	18	18	18	18	18	18	18	18

JOB: HSS FDR Air Quality No-Build/No Jets

RUN: FDR DRIVE BET E 67TH-75TH STS/NO JETS

* MAXIMUM HOURLY CONCENTRATIONS WITH ANY AMBIENT BACKGROUND CONCENTRATIONS (BKG) ADDED
(PPM)

	REC41	REC42	REC43	REC44	REC45	REC46	REC47	REC48	REC49	REC50
MAX+BKG	2.2	2.2	2.1	2.1	2.1	2.0	2.1	2.1	2.0	2.1
- BKG	.0	.0	.0	.0	.0	.0	.0	.0	.0	.0
MAX	2.2	2.2	2.1	2.1	2.1	2.0	2.1	2.1	2.0	2.1
WIND DIR	231	231	231	231	231	231	231	231	231	231
JULIAN	30	30	30	30	30	30	30	30	30	30
HOUR	18	18	18	18	18	18	18	18	18	18

	REC51	REC52	REC53	REC54	REC55	REC56	REC57	REC58	REC59	REC60
MAX+BKG	2.1	2.1	2.0	2.0	2.0	2.0	3.3	3.1	3.0	2.9
- BKG	.0	.0	.0	.0	.0	.0	.0	.0	.0	.0
MAX	2.1	2.1	2.0	2.0	2.0	2.0	3.3	3.1	3.0	2.9
WIND DIR	231	231	231	231	231	231	23	23	23	23
JULIAN	30	30	30	30	30	30	72	72	72	72
HOUR	18	18	18	18	18	18	8	8	8	8

THE HIGHEST CONCENTRATION OF 3.60 PPM OCCURRED AT RECEPTOR REC31.

==========
Output Section
==========

NOTES PERTAINING TO THE REPORT

1. THE HIGHEST AVERAGE IN EACH OF THE FIRST TWO COLUMNS OF EACH TABLE BELOW ARE SUFFIXED BY AN ASTERISK (*). FOR PM OUTPUT, THERE IS ONLY ONE COLUMN AND ASTERISK FOR THE ANNUAL AVERAGE/PERIOD OF CONCERN TABLE.

2. THE NUMBERS IN PARENTHESES ARE THE JULIAN DAY AND ENDING HOUR FOR THE PRECEDING AVERAGE.

3. THE NUMBER OF CALM HOURS USED IN PRODUCING EACH AVERAGE ARE PREFIXED BY A C.

PRIMARY AVERAGES.

MAXIMUM 8-HOUR RUNNING NONOVERLAPPING AVERAGE CONCENTRATIONS
IN PARTS PER MILLION (PPM),
INCLUDING AMBIENT BACKGROUND CONCENTRATIONS.

Receptor Number	Highest Conc	Highest Ending Day Hr	Highest Calm	Second highest Conc	Second highest Ending Day Hr	Second highest Calm
1	1.56	(84,14)	C 1	1.52	(339,17)	C 2
2	1.63	(313,18)	C 2	1.61	(84,14)	C 1
3	1.90	(313,19)	C 2	1.63	(84,14)	C 1
4	1.95	(313,19)	C 2	1.67	(253,14)	C 2
5	2.00	(313,19)	C 2	1.68	(253,14)	C 2
6	2.07	(313,19)	C 2	1.67	(84,14)	C 1
7	2.07	(313,19)	C 2	1.70	(253,14)	C 2
8	2.12	(313,19)	C 2	1.72	(253,14)	C 2
9	2.13	(313,19)	C 2	1.70	(253,14)	C 2
10	2.13	(313,19)	C 2	1.75	(253,14)	C 2
11	2.17	(313,19)	C 2	1.73	(253,14)	C 2
12	2.15	(313,19)	C 2	1.72	(253,14)	C 2
13	2.20	(313,19)	C 2	1.75	(324,21)	C 0
14	2.18	(313,19)	C 2	1.78	(324,21)	C 0
15	2.18	(313,19)	C 2	1.75	(324,21)	C 0
16	2.15	(313,19)	C 2	1.74	(324,21)	C 0
17	2.17	(313,19)	C 2	1.74	(324,21)	C 0
18	2.25*	(313,19)	C 2	1.75	(253,13)	C 2
19	2.20	(313,19)	C 2	1.75	(253,13)	C 2
20	2.20	(313,19)	C 2	1.75	(324,21)	C 0
21	2.18	(313,19)	C 2	1.75	(253,13)	C 2
22	2.20	(313,19)	C 2	1.79	(324,21)	C 0
23	2.22	(313,19)	C 2	1.79	(324,21)	C 0
24	2.23	(313,19)	C 2	1.80	(324,21)	C 0

JOB: HSS FDR Air Quality No-Build/No Jets RUN: FDR DRIVE BET E 67TH-75TH STS/NO JETS

MAXIMUM 8-HOUR RUNNING NONOVERLAPPING AVERAGE CONCENTRATIONS
IN PARTS PER MILLION (PPM),
INCLUDING AMBIENT BACKGROUND CONCENTRATIONS.

Receptor Number	Highest Conc	Highest Ending Day Hr	Highest Calm	Second highest Conc	Second highest Ending Day Hr	Second highest Calm
25	2.20	(313,19)	C 2	1.80	(324,21)	C 0
26	2.17	(313,19)	C 2	1.79	(324,21)	C 0
27	2.18	(313,19)	C 2	1.83*	(324,21)	C 0
28	2.13	(313,19)	C 2	1.80	(324,21)	C 0
29	2.08	(313,19)	C 2	1.79	(324,21)	C 0
30	2.07	(313,19)	C 2	1.81	(324,21)	C 0
31	1.97	(313,19)	C 2	1.81	(324,21)	C 0
32	1.83	(313,19)	C 2	1.60	(324,21)	C 0
33	1.67	(313,19)	C 2	1.40	(2, 2)	C 2
34	1.48	(313,19)	C 2	1.32	(2, 2)	C 2
35	1.42	(313,19)	C 2	1.22	(2, 2)	C 2
36	1.27	(313,19)	C 2	1.13	(2, 2)	C 2
37	1.23	(313,19)	C 2	1.13	(2, 2)	C 2
38	1.20	(313,19)	C 2	1.05	(324,21)	C 0
39	1.20	(313,19)	C 2	1.02	(253,13)	C 2
40	1.23	(313,19)	C 2	1.02	(324,21)	C 0
41	1.23	(313,19)	C 2	.99	(324,21)	C 0
42	1.22	(313,19)	C 2	.99	(324,21)	C 0
43	1.22	(313,19)	C 2	.98	(324,21)	C 0
44	1.20	(313,19)	C 2	.99	(324,21)	C 0
45	1.23	(313,19)	C 2	.98	(324,21)	C 0
46	1.25	(313,19)	C 2	.96	(324,21)	C 0
47	1.23	(313,19)	C 2	.97	(324,21)	C 0
48	1.22	(313,19)	C 2	.96	(324,21)	C 0
49	1.22	(313,19)	C 2	.95	(324,21)	C 0
50	1.23	(313,19)	C 2	.97	(324,21)	C 0
51	1.20	(313,19)	C 2	.97	(324,21)	C 0
52	1.22	(313,19)	C 2	.96	(324,21)	C 0
53	1.20	(313,19)	C 2	.96	(324,21)	C 0
54	1.22	(313,19)	C 2	.98	(253,14)	C 2
55	1.22	(313,19)	C 2	.95	(324,21)	C 0
56	1.18	(313,19)	C 2	.94	(324,21)	C 0
57	1.41	(84,14)	C 1	1.37	(30, 1)	C 1
58	1.32	(313,18)	C 2	1.27	(84,13)	C 1
59	1.27	(313,18)	C 2	1.16	(30, 1)	C 1
60	1.20	(313,18)	C 2	1.14	(84,14)	C 1

FIVE HIGHEST 1-HOUR END-TO-END AVERAGE CONCENTRATIONS IN PARTS PER MILLION
INCLUDING AMBIENT BACKGROUND CONCENTRATIONS.

Rcptr No.	Highest Conc	Highest Ending Day Hr	Highest Calm	Second Highest Conc	Second Highest Ending Day Hr	Second Highest Calm	Third Highest Conc	Third Highest Ending Day Hr	Third Highest Calm	Fourth Highest Conc	Fourth Highest Ending Day Hr	Fourth Highest Calm	Fifth Highest Conc	Fifth Highest Ending Day Hr	Fifth Highest Calm
1	3.50	(72, 8)	C 0	3.30*	(339,17)	C 0	3.10	(84, 7)	C 0	3.10	(309, 7)	C 0	2.80	(181,22)	C 0

DATE : 7/21/ 8
TIME : 11:55:49

JOB: HSS FDR Air Quality No-Build/No Jets

RUN: FDR DRIVE BET E 67TH-75TH STS/NO JETS

FIVE HIGHEST 1-HOUR END-TO-END AVERAGE CONCENTRATIONS IN PARTS PER MILLION
INCLUDING AMBIENT BACKGROUND CONCENTRATIONS.

Rcptr	Highest Ending			Second Highest Ending			Third Highest Ending			Fourth Highest Ending			Fifth Highest Ending		
No.	Conc	Day Hr	Calm	Conc	Day Hr	Calm	Conc	Day Hr	Calm	Conc	Day Hr	Calm	Conc	Day Hr	Calm
2	3.50	(72, 8)	C 0	3.20	(339,17)	C 0	3.00	(84, 7)	C 0	3.00	(309, 7)	C 0	2.80	(308,16)	C 0
3	3.50	(72, 8)	C 0	3.20	(339,17)	C 0	3.10	(84, 7)	C 0	3.10	(309, 7)	C 0	2.80	(308,16)	C 0
4	3.60	(72, 8)	C 0	3.30	(339,17)	C 0	3.10	(84, 7)	C 0	3.10	(309, 7)	C 0	2.80	(181,22)	C 0
5	3.50	(72, 8)	C 0	3.30	(339,17)	C 0	3.20	(84, 7)	C 0	3.20	(309, 7)	C 0	2.80	(308,16)	C 0
6	3.50	(72, 8)	C 0	3.20	(84, 7)	C 0	3.20	(309, 7)	C 0	3.10	(339,17)	C 0	2.90	(181,22)	C 0
7	3.50	(72, 8)	C 0	3.20	(339,17)	C 0	3.10	(84, 7)	C 0	3.10	(309, 7)	C 0	2.90	(181,22)	C 0
8	3.50	(72, 8)	C 0	3.20	(84, 7)	C 0	3.20	(309, 7)	C 0	3.20	(339,17)	C 0	2.90	(181,22)	C 0
9	3.40	(72, 8)	C 0	3.10	(84, 7)	C 0	3.10	(309, 7)	C 0	3.10	(339,17)	C 0	2.90	(30,18)	C 0
10	3.40	(72, 8)	C 0	3.10	(84, 7)	C 0	3.10	(309, 7)	C 0	3.10	(339,17)	C 0	2.90	(30,18)	C 0
11	3.40	(72, 8)	C 0	3.20	(84, 7)	C 0	3.20	(309, 7)	C 0	3.10	(30,18)	C 0	3.10	(339,17)	C 0
12	3.30	(72, 8)	C 0	3.10	(84, 7)	C 0	3.10	(309, 7)	C 0	3.00	(30,18)	C 0	3.00	(339,17)	C 0
13	3.40	(72, 8)	C 0	3.10	(84, 7)	C 0	3.10	(309, 7)	C 0	3.10	(30,18)	C 0	3.00	(339,17)	C 0
14	3.30	(72, 8)	C 0	3.20	(30,18)	C 0	3.10	(84, 7)	C 0	3.10	(309, 7)	C 0	3.00	(339,17)	C 0
15	3.30	(30,18)	C 0	3.20	(72, 8)	C 0	3.10	(84, 7)	C 0	3.10	(309, 7)	C 0	3.10	(339,17)	C 0
16	3.40	(30,18)	C 0	3.20	(72, 8)	C 0	3.10	(339,17)	C 0	3.00	(84, 7)	C 0	3.00	(309, 7)	C 0
17	3.40	(30,18)	C 0	3.20	(72, 8)	C 0	3.10	(339,17)	C 0	2.90	(84, 7)	C 0	2.90	(309, 7)	C 0
18	3.30	(30,18)	C 0	3.20	(72, 8)	C 0	3.00	(84, 7)	C 0	3.00	(309, 7)	C 0	3.00	(339,17)	C 0
19	3.30	(30,18)	C 0	3.20	(72, 8)	C 0	3.00	(339,17)	C 0	2.90	(84, 7)	C 0	2.90	(309, 7)	C 0
20	3.30	(30,18)	C 0	3.20	(72, 8)	C 0	2.90	(288, 7)	C 0	2.90	(339,17)	C 0	2.80	(84, 7)	C 0
21	3.40	(30,18)	C 0	3.00	(72, 8)	C 0	2.90	(288, 7)	C 0	2.70	(84, 7)	C 0	2.70	(309, 7)	C 0
22	3.40	(30,18)	C 0	3.10	(72, 8)	C 0	2.90	(288, 7)	C 0	2.80	(339,17)	C 0	2.70	(84, 7)	C 0
23	3.40	(30,18)	C 0	3.10	(72, 8)	C 0	3.00	(288, 7)	C 0	2.80	(313,14)	C 0	2.80	(339,17)	C 0
24	3.40	(30,18)	C 0	3.10	(72, 8)	C 0	3.00	(288, 7)	C 0	2.80	(84, 7)	C 0	2.80	(309, 7)	C 0
25	3.40	(30,18)	C 0	3.00	(72, 8)	C 0	3.00	(288, 7)	C 0	2.70	(67,22)	C 0	2.70	(284,20)	C 0
26	3.40	(30,18)	C 0	3.00	(72, 8)	C 0	3.00	(288, 7)	C 0	2.70	(67,22)	C 0	2.70	(84, 7)	C 0
27	3.40	(30,18)	C 0	3.10	(288, 7)	C 0	2.80	(72, 8)	C 0	2.70	(67,22)	C 0	2.70	(118,22)	C 0
28	3.40	(30,18)	C 0	2.90	(288, 7)	C 0	2.70	(67,22)	C 0	2.70	(72, 8)	C 0	2.70	(118,22)	C 0
29	3.40	(30,18)	C 0	2.90	(288, 7)	C 0	2.70	(67,22)	C 0	2.70	(118,22)	C 0	2.70	(284,20)	C 0
30	3.40	(30,18)	C 0	3.00	(288, 7)	C 0	2.70	(67,22)	C 0	2.70	(118,22)	C 0	2.70	(284,20)	C 0
31	3.60*	(30,18)	C 0	3.10	(288, 7)	C 0	2.80	(67,22)	C 0	2.80	(118,22)	C 0	2.70	(201,18)	C 0
32	3.40	(30,18)	C 0	3.00	(288, 7)	C 0	2.70	(67,22)	C 0	2.70	(118,22)	C 0	2.60	(201,18)	C 0
33	3.20	(30,18)	C 0	2.80	(288, 7)	C 0	2.50	(67,22)	C 0	2.50	(118,22)	C 0	2.30	(201,18)	C 0
34	3.00	(30,18)	C 0	2.70	(288, 7)	C 0	2.40	(67,22)	C 0	2.40	(118,22)	C 0	2.20	(201,18)	C 0
35	2.80	(30,18)	C 0	2.50	(288, 7)	C 0	2.30	(67,22)	C 0	2.30	(118,22)	C 0	2.00	(1, 7)	C 0
36	2.60	(30,18)	C 0	2.50	(288, 7)	C 0	2.20	(67,22)	C 0	2.10	(118,22)	C 0	2.00	(1, 7)	C 0
37	2.50	(30,18)	C 0	2.40	(288, 7)	C 0	2.20	(67,22)	C 0	2.20	(118,22)	C 0	2.00	(72, 8)	C 0
38	2.40	(30,18)	C 0	2.30	(288, 7)	C 0	2.00	(67,22)	C 0	2.00	(118,22)	C 0	1.90	(72, 8)	C 0
39	2.40	(30,18)	C 0	2.20	(288, 7)	C 0	2.00	(67,22)	C 0	2.00	(118,22)	C 0	1.80	(72, 8)	C 0
40	2.40	(30,18)	C 0	2.20	(288, 7)	C 0	1.90	(67,22)	C 0	1.90	(118,22)	C 0	1.80	(72, 8)	C 0
41	2.20	(30,18)	C 0	2.10	(288, 7)	C 0	1.90	(67,22)	C 0	1.90	(118,22)	C 0	1.80	(72, 8)	C 0
42	2.20	(30,18)	C 0	2.20	(288, 7)	C 0	1.90	(72, 8)	C 0	1.80	(67,22)	C 0	1.80	(118,22)	C 0

JOB: HSS FDR Air Quality No-Build/No Jets

RUN: FDR DRIVE BET E 67TH-75TH STS/NO JETS

FIVE HIGHEST 1-HOUR END-TO-END AVERAGE CONCENTRATIONS IN PARTS PER MILLION
INCLUDING AMBIENT BACKGROUND CONCENTRATIONS.

Rcptr	Highest			Second Highest			Third Highest			Fourth Highest			Fifth Highest		
No.	Conc	Ending Day Hr	Calm	Conc	Ending Day Hr	Calm	Conc	Ending Day Hr	Calm	Conc	Ending Day Hr	Calm	Conc	Ending Day Hr	Calm
43	2.10	(30,18)	C 0	1.90	(288, 7)	C 0	1.80	(72, 8)	C 0	1.70	(67,22)	C 0	1.70	(339,17)	C 0
44	2.10	(30,18)	C 0	1.90	(288, 7)	C 0	1.80	(72, 8)	C 0	1.70	(67,22)	C 0	1.70	(118,22)	C 0
45	2.10	(30,18)	C 0	1.90	(288, 7)	C 0	1.80	(67,22)	C 0	1.80	(72, 8)	C 0	1.70	(118,22)	C 0
46	2.00	(30,18)	C 0	1.90	(288, 7)	C 0	1.80	(72, 8)	C 0	1.70	(84, 7)	C 0	1.70	(118,22)	C 0
47	2.10	(30,18)	C 0	1.90	(72, 8)	C 0	1.80	(288, 7)	C 0	1.70	(84, 7)	C 0	1.70	(309, 7)	C 0
48	2.10	(30,18)	C 0	1.80	(72, 8)	C 0	1.80	(288, 7)	C 0	1.70	(84, 7)	C 0	1.70	(309, 7)	C 0
49	2.00	(30,18)	C 0	1.80	(72, 8)	C 0	1.80	(288, 7)	C 0	1.60	(67,22)	C 0	1.60	(118,22)	C 0
50	2.10	(30,18)	C 0	1.90	(288, 7)	C 0	1.90	(72, 8)	C 0	1.70	(67,22)	C 0	1.70	(84, 7)	C 0
51	2.10	(30,18)	C 0	1.80	(72, 8)	C 0	1.80	(288, 7)	C 0	1.70	(67,22)	C 0	1.70	(118,22)	C 0
52	2.10	(30,18)	C 0	1.80	(72, 8)	C 0	1.80	(288, 7)	C 0	1.70	(67,22)	C 0	1.70	(84, 7)	C 0
53	2.00	(30,18)	C 0	1.80	(288, 7)	C 0	1.70	(72, 8)	C 0	1.70	(118,22)	C 0	1.60	(84, 7)	C 0
54	2.00	(30,18)	C 0	1.80	(288, 7)	C 0	1.70	(72, 8)	C 0	1.70	(84, 7)	C 0	1.70	(309, 7)	C 0
55	2.00	(30,18)	C 0	1.80	(288, 7)	C 0	1.60	(72, 8)	C 0	1.60	(201,18)	C 0	1.50	(67,22)	C 0
56	2.00	(30,18)	C 0	1.80	(288, 7)	C 0	1.60	(201,18)	C 0	1.50	(67,22)	C 0	1.50	(118,22)	C 0
57	3.30	(72, 8)	C 0	3.10	(339,17)	C 0	3.00	(84, 7)	C 0	3.00	(309, 7)	C 0	2.70	(308,16)	C 0
58	3.10	(72, 8)	C 0	3.10	(339,17)	C 0	2.70	(84, 7)	C 0	2.70	(309, 7)	C 0	2.60	(308,16)	C 0
59	3.00	(72, 8)	C 0	2.90	(339,17)	C 0	2.60	(84, 7)	C 0	2.60	(309, 7)	C 0	2.30	(181,22)	C 0
60	2.90	(72, 8)	C 0	2.80	(339,17)	C 0	2.50	(84, 7)	C 0	2.50	(309, 7)	C 0	2.20	(308,16)	C 0

MAXIMUM 8-HOUR AVERAGED LINK CONTRIBUTIONS
IN PARTS PER MILLION (PPM)
INCLUDING AMBIENT BACKGROUND CONCENTRATIONS.

Rcptr No.	Total Conc	Ending Day Hr	Ambient Backgnd	Total Link	Link +1	Link +2	Link +3	Link +4	Link +5	Link +6	Link +7	Link +8	Link +9	Link +10
1	1.56	(84,14)	.00	1.56	.07	.90	.00	.00	.00	.00	.50	.06	.00	.03
2	1.63	(313,18)	.00	1.63	.20	.88	.00	.00	.00	.00	.33	.20	.00	.02
3	1.90	(313,19)	.00	1.90	.15	1.15	.00	.00	.00	.00	.37	.22	.00	.02
4	1.95	(313,19)	.00	1.95	.07	1.25	.00	.00	.00	.00	.47	.15	.00	.02
5	2.00	(313,19)	.00	2.00	.03	1.30	.00	.00	.00	.00	.55	.10	.00	.02
6	2.07	(313,19)	.00	2.07	.03	1.33	.00	.00	.00	.00	.62	.07	.00	.02
7	2.07	(313,19)	.00	2.07	.02	1.33	.00	.00	.00	.00	.65	.05	.00	.02
8	2.12	(313,19)	.00	2.12	.00	1.37	.00	.00	.00	.00	.68	.03	.00	.03
9	2.13	(313,19)	.00	2.13	.00	1.37	.00	.00	.00	.00	.70	.03	.00	.03
10	2.13	(313,19)	.00	2.13	.00	1.37	.00	.00	.00	.00	.70	.02	.00	.05
11	2.17	(313,19)	.00	2.17	.00	1.37	.00	.00	.00	.00	.72	.02	.00	.07
12	2.15	(313,19)	.00	2.15	.00	1.37	.00	.00	.00	.00	.72	.00	.00	.07
13	2.20	(313,19)	.00	2.20	.00	1.40	.00	.00	.00	.00	.72	.00	.00	.08
14	2.18	(313,19)	.00	2.18	.00	1.38	.00	.00	.00	.00	.72	.00	.00	.08
15	2.18	(313,19)	.00	2.18	.00	1.37	.00	.00	.00	.00	.73	.00	.00	.08

DATE : 7/21/ 8
TIME : 11:55:49

JOB: HSS FDR Air Quality No-Build/No Jets

RUN: FDR DRIVE BET E 67TH-75TH STS/NO JETS

LINK CONTRIBUTION TABLES

MAXIMUM 8-HOUR AVERAGED LINK CONTRIBUTIONS
IN PARTS PER MILLION (PPM)
INCLUDING AMBIENT BACKGROUND CONCENTRATIONS.

Rcptr No.	Total Conc	Ending Day Hr	Ambient Backgnd	Total Link	Link +1	Link +2	Link +3	Link +4	Link +5	Link +6	Link +7	Link +8	Link +9	Link +10
16	2.15	(313,19)	.00	2.15	.00	1.33	.00	.00	.00	.00	.73	.00	.00	.08
17	2.17	(313,19)	.00	2.17	.00	1.35	.00	.00	.00	.00	.73	.00	.00	.08
18	2.25	(313,19)	.00	2.25	.00	1.42	.00	.00	.00	.00	.75	.00	.00	.08
19	2.20	(313,19)	.00	2.20	.00	1.37	.00	.00	.00	.02	.73	.00	.00	.08
20	2.20	(313,19)	.00	2.20	.00	1.37	.00	.00	.00	.02	.73	.00	.00	.08
21	2.18	(313,19)	.00	2.18	.00	1.35	.00	.00	.00	.02	.73	.00	.00	.08
22	2.20	(313,19)	.00	2.20	.00	1.38	.00	.00	.00	.02	.72	.00	.00	.08
23	2.22	(313,19)	.00	2.22	.00	1.37	.02	.00	.00	.03	.72	.00	.00	.08
24	2.23	(313,19)	.00	2.23	.00	1.38	.03	.00	.00	.03	.70	.00	.00	.08
25	2.20	(313,19)	.00	2.20	.00	1.35	.03	.00	.00	.03	.70	.00	.00	.08
26	2.17	(313,19)	.00	2.17	.00	1.33	.03	.00	.00	.05	.68	.00	.00	.07
27	2.18	(313,19)	.00	2.18	.00	1.35	.03	.00	.00	.05	.68	.00	.00	.07
28	2.13	(313,19)	.00	2.13	.00	1.32	.05	.00	.00	.07	.63	.00	.00	.07
29	2.08	(313,19)	.00	2.08	.00	1.27	.05	.00	.00	.07	.62	.00	.02	.07
30	2.07	(313,19)	.00	2.07	.00	1.22	.10	.00	.00	.10	.57	.00	.02	.07
31	1.97	(313,19)	.00	1.97	.00	1.10	.15	.00	.00	.12	.52	.00	.02	.07
32	1.83	(313,19)	.00	1.83	.00	.83	.28	.00	.00	.13	.50	.00	.02	.07
33	1.67	(313,19)	.00	1.67	.00	.45	.50	.00	.00	.15	.48	.00	.02	.07
34	1.48	(313,19)	.00	1.48	.00	.23	.62	.00	.00	.20	.37	.00	.02	.05
35	1.42	(313,19)	.00	1.42	.00	.17	.65	.00	.00	.27	.28	.00	.02	.03
36	1.27	(313,19)	.00	1.27	.00	.08	.68	.00	.00	.30	.17	.00	.02	.02
37	1.23	(313,19)	.00	1.23	.00	.05	.70	.00	.00	.33	.13	.00	.02	.00
38	1.20	(313,19)	.00	1.20	.00	.03	.70	.00	.00	.35	.10	.00	.02	.00
39	1.20	(313,19)	.00	1.20	.00	.03	.70	.00	.00	.35	.07	.00	.05	.00
40	1.23	(313,19)	.00	1.23	.00	.02	.72	.00	.00	.38	.07	.00	.05	.00
41	1.23	(313,19)	.00	1.23	.00	.02	.72	.00	.02	.38	.03	.00	.07	.00
42	1.22	(313,19)	.00	1.22	.00	.02	.72	.00	.02	.37	.03	.00	.07	.00
43	1.22	(313,19)	.00	1.22	.00	.00	.70	.00	.02	.38	.03	.00	.08	.00
44	1.20	(313,19)	.00	1.20	.00	.00	.70	.00	.02	.38	.02	.00	.08	.00
45	1.23	(313,19)	.00	1.23	.00	.00	.73	.00	.02	.38	.02	.00	.08	.00
46	1.25	(313,19)	.00	1.25	.00	.00	.72	.02	.03	.38	.02	.00	.08	.00
47	1.23	(313,19)	.00	1.23	.00	.00	.72	.02	.03	.37	.02	.00	.08	.00
48	1.22	(313,19)	.00	1.22	.00	.00	.70	.03	.03	.37	.00	.00	.08	.00
49	1.22	(313,19)	.00	1.22	.00	.00	.70	.03	.05	.37	.00	.00	.07	.00
50	1.23	(313,19)	.00	1.23	.00	.00	.72	.03	.05	.37	.00	.00	.07	.00
51	1.20	(313,19)	.00	1.20	.00	.00	.70	.03	.05	.35	.00	.00	.07	.00
52	1.22	(313,19)	.00	1.22	.00	.00	.68	.05	.07	.35	.00	.00	.07	.00
53	1.20	(313,19)	.00	1.20	.00	.00	.68	.05	.08	.32	.00	.00	.07	.00
54	1.22	(313,19)	.00	1.22	.00	.00	.65	.08	.12	.30	.00	.00	.07	.00

JOB: HSS FDR Air Quality No-Build/No Jets

RUN: FDR DRIVE BET E 67TH-75TH STS/NO JETS

LINK CONTRIBUTION TABLES

MAXIMUM 8-HOUR AVERAGED LINK CONTRIBUTIONS
IN PARTS PER MILLION (PPM)
INCLUDING AMBIENT BACKGROUND CONCENTRATIONS.

Rcptr No.	Total Conc	Ending Day Hr	Ambient Backgnd	Total Link	Link +1	Link +2	Link +3	Link +4	Link +5	Link +6	Link +7	Link +8	Link +9	Link +10
55	1.22	(313,19)	.00	1.22	.00	.00	.60	.13	.13	.28	.00	.00	.07	.00
56	1.18	(313,19)	.00	1.18	.00	.00	.50	.20	.15	.27	.00	.00	.07	.00
57	1.41	(84,14)	.00	1.41	.24	.60	.00	.00	.00	.00	.46	.09	.00	.03
58	1.32	(313,18)	.00	1.32	.57	.23	.00	.00	.00	.00	.25	.25	.00	.02
59	1.27	(313,18)	.00	1.27	.58	.17	.00	.00	.00	.00	.20	.30	.00	.02
60	1.20	(313,18)	.00	1.20	.60	.12	.00	.00	.00	.00	.17	.30	.00	.02

SECOND HIGHEST 8-HOUR AVERAGED LINK CONTRIBUTIONS
IN PARTS PER MILLION (PPM)
INCLUDING AMBIENT BACKGROUND CONCENTRATIONS.

Rcptr No.	Total Conc	Ending Day Hr	Ambient Backgnd	Total Link	Link +1	Link +2	Link +3	Link +4	Link +5	Link +6	Link +7	Link +8	Link +9	Link +10
1	1.52	(339,17)	.00	1.52	.07	.87	.02	.00	.00	.02	.47	.05	.00	.03
2	1.61	(84,14)	.00	1.61	.01	1.00	.00	.00	.00	.00	.54	.01	.00	.04
3	1.63	(84,14)	.00	1.63	.00	1.03	.00	.00	.00	.00	.56	.00	.00	.04
4	1.67	(253,14)	.00	1.67	.05	.98	.00	.00	.00	.00	.52	.07	.00	.05
5	1.68	(253,14)	.00	1.68	.03	1.02	.00	.00	.00	.00	.53	.05	.00	.05
6	1.67	(84,14)	.00	1.67	.00	1.03	.00	.00	.00	.01	.57	.00	.00	.06
7	1.70	(253,14)	.00	1.70	.03	1.03	.00	.00	.00	.00	.55	.03	.00	.05
8	1.72	(253,14)	.00	1.72	.03	1.05	.00	.00	.00	.00	.55	.03	.00	.05
9	1.70	(253,14)	.00	1.70	.02	1.05	.00	.00	.00	.00	.55	.03	.00	.05
10	1.75	(253,14)	.00	1.75	.02	1.07	.00	.00	.00	.00	.58	.03	.00	.05
11	1.73	(253,14)	.00	1.73	.02	1.07	.00	.00	.00	.00	.58	.02	.00	.05
12	1.72	(253,14)	.00	1.72	.00	1.07	.00	.00	.00	.00	.58	.02	.00	.05
13	1.75	(324,21)	.00	1.75	.01	1.13	.00	.00	.00	.00	.55	.04	.00	.03
14	1.78	(324,21)	.00	1.78	.01	1.13	.00	.00	.00	.00	.58	.04	.00	.03
15	1.75	(324,21)	.00	1.75	.00	1.11	.00	.00	.00	.00	.58	.03	.00	.04
16	1.74	(324,21)	.00	1.74	.00	1.11	.00	.00	.00	.00	.58	.01	.00	.04
17	1.74	(324,21)	.00	1.74	.00	1.11	.00	.00	.00	.00	.58	.01	.00	.04
18	1.75	(253,13)	.00	1.75	.00	1.10	.00	.00	.00	.00	.58	.00	.00	.07
19	1.75	(253,13)	.00	1.75	.00	1.10	.00	.00	.00	.00	.58	.00	.00	.07
20	1.75	(324,21)	.00	1.75	.00	1.13	.00	.00	.00	.00	.59	.00	.00	.04
21	1.75	(253,13)	.00	1.75	.00	1.10	.00	.00	.00	.00	.58	.00	.00	.07
22	1.79	(324,21)	.00	1.79	.00	1.14	.00	.00	.00	.00	.60	.00	.00	.05
23	1.79	(324,21)	.00	1.79	.00	1.14	.00	.00	.00	.00	.60	.00	.00	.05
24	1.80	(324,21)	.00	1.80	.00	1.14	.00	.00	.00	.00	.61	.00	.00	.05
25	1.80	(324,21)	.00	1.80	.00	1.14	.00	.00	.00	.00	.61	.00	.00	.05

DATE : 7/21/ 8
TIME : 11:55:49

JOB: HSS FDR Air Quality No-Build/No Jets

RUN: FDR DRIVE BET E 67TH-75TH STS/NO JETS

LINK CONTRIBUTION TABLES

SECOND HIGHEST 8-HOUR AVERAGED LINK CONTRIBUTIONS
IN PARTS PER MILLION (PPM)
INCLUDING AMBIENT BACKGROUND CONCENTRATIONS.

Rcptr No.	Total Conc	Ending Day Hr	Ambient Backgnd	Total Link	Link +1	Link +2	Link +3	Link +4	Link +5	Link +6	Link +7	Link +8	Link +9	Link +10
26	1.79	(324,21)	.00	1.79	.00	1.13	.00	.00	.00	.00	.61	.00	.00	.05
27	1.83	(324,21)	.00	1.83	.00	1.16	.00	.00	.00	.00	.61	.00	.00	.05
28	1.80	(324,21)	.00	1.80	.00	1.14	.00	.00	.00	.00	.61	.00	.00	.05
29	1.79	(324,21)	.00	1.79	.00	1.13	.00	.00	.00	.00	.61	.00	.00	.05
30	1.81	(324,21)	.00	1.81	.00	1.16	.00	.00	.00	.00	.60	.00	.00	.05
31	1.81	(324,21)	.00	1.81	.00	1.16	.00	.00	.00	.01	.59	.00	.00	.05
32	1.60	(324,21)	.00	1.60	.00	.85	.15	.00	.00	.04	.51	.00	.00	.05
33	1.40	(2, 2)	.00	1.40	.00	.82	.12	.00	.00	.00	.43	.00	.00	.03
34	1.32	(2, 2)	.00	1.32	.00	.62	.23	.00	.00	.00	.43	.00	.00	.03
35	1.22	(2, 2)	.00	1.22	.00	.50	.28	.00	.00	.02	.38	.00	.00	.03
36	1.13	(2, 2)	.00	1.13	.00	.38	.35	.00	.00	.03	.35	.00	.00	.02
37	1.13	(2, 2)	.00	1.13	.00	.33	.40	.00	.00	.08	.32	.00	.00	.00
38	1.05	(324,21)	.00	1.05	.00	.11	.54	.00	.00	.23	.15	.00	.01	.01
39	1.02	(253,13)	.00	1.02	.00	.07	.57	.00	.00	.27	.12	.00	.00	.00
40	1.02	(324,21)	.00	1.03	.00	.09	.56	.00	.00	.26	.10	.00	.01	.00
41	.99	(324,21)	.00	.99	.00	.06	.56	.00	.00	.26	.09	.00	.01	.00
42	.99	(324,21)	.00	.99	.00	.05	.56	.00	.00	.28	.09	.00	.01	.00
43	.98	(324,21)	.00	.98	.00	.05	.56	.00	.00	.28	.08	.00	.01	.00
44	.99	(324,21)	.00	.99	.00	.05	.56	.00	.00	.29	.06	.00	.03	.00
45	.98	(324,21)	.00	.98	.00	.05	.56	.00	.00	.29	.05	.00	.03	.00
46	.96	(324,21)	.00	.96	.00	.04	.56	.00	.00	.29	.05	.00	.03	.00
47	.97	(324,21)	.00	.98	.00	.04	.56	.00	.00	.30	.05	.00	.03	.00
48	.96	(324,21)	.00	.96	.00	.04	.56	.00	.00	.30	.04	.00	.03	.00
49	.95	(324,21)	.00	.95	.00	.03	.56	.00	.00	.30	.04	.00	.03	.00
50	.97	(324,21)	.00	.98	.00	.03	.59	.00	.00	.30	.04	.00	.03	.00
51	.97	(324,21)	.00	.98	.00	.03	.59	.00	.00	.30	.04	.00	.03	.00
52	.96	(324,21)	.00	.96	.00	.03	.58	.00	.00	.30	.04	.00	.03	.00
53	.96	(324,21)	.00	.96	.00	.03	.58	.00	.00	.30	.04	.00	.03	.00
54	.98	(253,14)	.00	.98	.00	.02	.52	.08	.08	.27	.02	.00	.00	.00
55	.95	(324,21)	.00	.95	.00	.01	.59	.00	.00	.30	.03	.00	.03	.00
56	.94	(324,21)	.00	.94	.00	.01	.51	.05	.04	.28	.03	.00	.03	.00
57	1.37	(30, 1)	.00	1.37	.10	.80	.00	.00	.00	.00	.43	.00	.00	.04
58	1.27	(84,13)	.00	1.27	.31	.41	.00	.00	.00	.00	.43	.09	.00	.03
59	1.16	(30, 1)	.00	1.16	.31	.44	.00	.00	.00	.00	.36	.03	.00	.01
60	1.14	(84,14)	.00	1.14	.43	.21	.00	.00	.00	.00	.29	.20	.00	.01

JOB: HSS FDR Air Quality No-Build/No Jets

RUN: FDR DRIVE BET E 67TH-75TH STS/NO JETS

LINK CONTRIBUTION TABLES

MAXIMUM 1-HOUR AVERAGED LINK CONTRIBUTIONS
IN PARTS PER MILLION (PPM)
INCLUDING AMBIENT BACKGROUND CONCENTRATIONS.

Rcptr No.	Total Conc	Ending Day Hr	Ambient Backgnd	Total Link	Link +1	Link +2	Link +3	Link +4	Link +5	Link +6	Link +7	Link +8	Link +9	Link +10
1	3.50	(72, 8)	.00	3.50	.00	2.30	.00	.00	.00	.10	1.00	.00	.00	.10
2	3.50	(72, 8)	.00	3.50	.00	2.20	.10	.00	.00	.10	1.00	.00	.00	.10
3	3.50	(72, 8)	.00	3.50	.00	2.20	.10	.00	.00	.10	1.00	.00	.00	.10
4	3.60	(72, 8)	.00	3.60	.00	2.30	.10	.00	.00	.10	1.00	.00	.00	.10
5	3.50	(72, 8)	.00	3.50	.00	2.20	.10	.00	.00	.10	1.00	.00	.00	.10
6	3.50	(72, 8)	.00	3.50	.00	2.20	.10	.00	.00	.10	1.00	.00	.00	.10
7	3.50	(72, 8)	.00	3.50	.00	2.20	.10	.00	.00	.10	1.00	.00	.00	.10
8	3.50	(72, 8)	.00	3.50	.00	2.20	.10	.00	.00	.10	1.00	.00	.00	.10
9	3.40	(72, 8)	.00	3.40	.00	2.20	.10	.00	.00	.10	.90	.00	.00	.10
10	3.40	(72, 8)	.00	3.40	.00	2.20	.10	.00	.00	.10	.90	.00	.00	.10
11	3.40	(72, 8)	.00	3.40	.00	2.20	.10	.00	.00	.10	.90	.00	.00	.10
12	3.30	(72, 8)	.00	3.30	.00	2.10	.10	.00	.00	.10	.90	.00	.00	.10
13	3.40	(72, 8)	.00	3.40	.00	2.20	.10	.00	.00	.10	.90	.00	.00	.10
14	3.30	(72, 8)	.00	3.30	.00	2.10	.10	.00	.10	.10	.80	.00	.00	.10
15	3.30	(30,18)	.00	3.30	.10	2.20	.00	.00	.00	.00	.80	.10	.00	.10
16	3.40	(30,18)	.00	3.40	.10	2.20	.00	.00	.00	.00	.90	.10	.00	.10
17	3.40	(30,18)	.00	3.40	.10	2.20	.00	.00	.00	.00	.90	.10	.00	.10
18	3.30	(30,18)	.00	3.30	.00	2.20	.00	.00	.00	.00	.90	.10	.00	.10
19	3.30	(30,18)	.00	3.30	.00	2.20	.00	.00	.00	.00	.90	.10	.00	.10
20	3.30	(30,18)	.00	3.30	.00	2.20	.00	.00	.00	.00	.90	.10	.00	.10
21	3.40	(30,18)	.00	3.40	.00	2.20	.00	.00	.00	.00	1.00	.10	.00	.10
22	3.40	(30,18)	.00	3.40	.00	2.30	.00	.00	.00	.00	1.00	.00	.00	.10
23	3.40	(30,18)	.00	3.40	.00	2.30	.00	.00	.00	.00	1.00	.00	.00	.10
24	3.40	(30,18)	.00	3.40	.00	2.30	.00	.00	.00	.00	1.00	.00	.00	.10
25	3.40	(30,18)	.00	3.40	.00	2.30	.00	.00	.00	.00	1.00	.00	.00	.10
26	3.40	(30,18)	.00	3.40	.00	2.30	.00	.00	.00	.00	1.00	.00	.00	.10
27	3.40	(30,18)	.00	3.40	.00	2.30	.00	.00	.00	.00	1.00	.00	.00	.10
28	3.40	(30,18)	.00	3.40	.00	2.30	.00	.00	.00	.00	1.00	.00	.00	.10
29	3.40	(30,18)	.00	3.40	.00	2.30	.00	.00	.00	.00	1.00	.00	.00	.10
30	3.40	(30,18)	.00	3.40	.00	2.30	.00	.00	.00	.00	1.00	.00	.00	.10
31	3.60	(30,18)	.00	3.60	.00	2.40	.00	.00	.00	.00	1.10	.00	.00	.10
32	3.40	(30,18)	.00	3.40	.00	2.20	.00	.00	.00	.00	1.10	.00	.00	.10
33	3.20	(30,18)	.00	3.20	.00	1.70	.30	.00	.00	.00	1.10	.00	.00	.10
34	3.00	(30,18)	.00	3.00	.00	1.30	.60	.00	.00	.00	1.00	.00	.00	.10
35	2.80	(30,18)	.00	2.80	.00	1.00	.70	.00	.00	.10	.90	.00	.00	.10
36	2.60	(30,18)	.00	2.60	.00	.80	.80	.00	.00	.10	.80	.00	.00	.10
37	2.50	(30,18)	.00	2.50	.00	.60	.90	.00	.00	.20	.70	.00	.00	.10
38	2.40	(30,18)	.00	2.40	.00	.50	1.00	.00	.00	.20	.60	.00	.00	.10
39	2.40	(30,18)	.00	2.40	.00	.40	1.00	.00	.00	.30	.60	.00	.00	.10

DATE : 7/21/ 8
TIME : 11:55:49

JOB: HSS FDR Air Quality No-Build/No Jets

RUN: FDR DRIVE BET E 67TH-75TH STS/NO JETS

LINK CONTRIBUTION TABLES

MAXIMUM 1-HOUR AVERAGED LINK CONTRIBUTIONS
IN PARTS PER MILLION (PPM)
INCLUDING AMBIENT BACKGROUND CONCENTRATIONS.

Rcptr No.	Total Conc	Ending Day Hr	Ambient Backgnd	Total Link	Link +1	Link +2	Link +3	Link +4	Link +5	Link +6	Link +7	Link +8	Link +9	Link +10
40	2.40	(30,18)	.00	2.40	.00	.40	1.10	.00	.00	.30	.50	.00	.00	.10
41	2.20	(30,18)	.00	2.20	.00	.30	1.10	.00	.00	.30	.40	.00	.00	.10
42	2.20	(30,18)	.00	2.20	.00	.30	1.10	.00	.00	.40	.40	.00	.00	.00
43	2.10	(30,18)	.00	2.10	.00	.30	1.10	.00	.00	.40	.30	.00	.00	.00
44	2.10	(30,18)	.00	2.10	.00	.20	1.10	.00	.00	.40	.30	.00	.10	.00
45	2.10	(30,18)	.00	2.10	.00	.20	1.10	.00	.00	.40	.30	.00	.10	.00
46	2.00	(30,18)	.00	2.00	.00	.20	1.10	.00	.00	.40	.20	.00	.10	.00
47	2.10	(30,18)	.00	2.10	.00	.20	1.10	.00	.00	.50	.20	.00	.10	.00
48	2.10	(30,18)	.00	2.10	.00	.20	1.10	.00	.00	.50	.20	.00	.10	.00
49	2.00	(30,18)	.00	2.00	.00	.10	1.10	.00	.00	.50	.20	.00	.10	.00
50	2.10	(30,18)	.00	2.10	.00	.10	1.20	.00	.00	.50	.20	.00	.10	.00
51	2.10	(30,18)	.00	2.10	.00	.10	1.20	.00	.00	.50	.20	.00	.10	.00
52	2.10	(30,18)	.00	2.10	.00	.10	1.20	.00	.00	.50	.20	.00	.10	.00
53	2.00	(30,18)	.00	2.00	.00	.10	1.20	.00	.00	.50	.10	.00	.10	.00
54	2.00	(30,18)	.00	2.00	.00	.10	1.20	.00	.00	.50	.10	.00	.10	.00
55	2.00	(30,18)	.00	2.00	.00	.10	1.20	.00	.00	.50	.10	.00	.10	.00
56	2.00	(30,18)	.00	2.00	.00	.10	1.20	.00	.00	.50	.10	.00	.10	.00
57	3.30	(72, 8)	.00	3.30	.20	1.90	.00	.00	.00	.10	1.00	.00	.00	.10
58	3.10	(72, 8)	.00	3.10	.40	1.50	.00	.00	.00	.10	1.00	.00	.00	.10
59	3.00	(72, 8)	.00	3.00	.60	1.20	.00	.00	.00	.10	1.00	.00	.00	.10
60	2.90	(72, 8)	.00	2.90	.70	1.00	.00	.00	.00	.10	.90	.10	.00	.10

SECOND HIGHEST 1-HOUR AVERAGED LINK CONTRIBUTIONS
IN PARTS PER MILLION (PPM)
INCLUDING AMBIENT BACKGROUND CONCENTRATIONS.

Rcptr No.	Total Conc	Ending Day Hr	Ambient Backgnd	Total Link	Link +1	Link +2	Link +3	Link +4	Link +5	Link +6	Link +7	Link +8	Link +9	Link +10
1	3.30	(339,17)	.00	3.30	.00	2.20	.10	.00	.00	.10	.80	.00	.00	.10
2	3.20	(339,17)	.00	3.20	.00	2.10	.10	.00	.00	.10	.80	.00	.00	.10
3	3.20	(339,17)	.00	3.20	.00	2.10	.10	.00	.00	.10	.80	.00	.00	.10
4	3.30	(339,17)	.00	3.30	.00	2.20	.10	.00	.00	.10	.80	.00	.00	.10
5	3.30	(339,17)	.00	3.30	.00	2.20	.10	.00	.00	.10	.80	.00	.00	.10
6	3.20	(84, 7)	.00	3.20	.00	2.00	.00	.00	.00	.10	1.00	.00	.00	.10
7	3.20	(339,17)	.00	3.20	.00	2.10	.10	.00	.10	.10	.80	.00	.00	.00
8	3.20	(84, 7)	.00	3.20	.00	2.00	.00	.00	.00	.10	1.00	.00	.00	.10
9	3.10	(84, 7)	.00	3.10	.00	1.90	.00	.00	.00	.10	1.00	.00	.00	.10
10	3.10	(84, 7)	.00	3.10	.00	1.90	.00	.00	.00	.10	1.00	.00	.00	.10

JOB: HSS FDR Air Quality No-Build/No Jets

RUN: FDR DRIVE BET E 67TH-75TH STS/NO JETS

LINK CONTRIBUTION TABLES

SECOND HIGHEST 1-HOUR AVERAGED LINK CONTRIBUTIONS
IN PARTS PER MILLION (PPM)
INCLUDING AMBIENT BACKGROUND CONCENTRATIONS.

Rcptr No.	Total Conc	Ending Day Hr	Ambient Backgnd	Total Link	Link +1	Link +2	Link +3	Link +4	Link +5	Link +6	Link +7	Link +8	Link +9	Link +10
11	3.20	(84, 7)	.00	3.20	.00	1.90	.10	.00	.00	.10	1.00	.00	.00	.10
12	3.10	(84, 7)	.00	3.10	.00	1.90	.10	.00	.00	.10	.90	.00	.00	.10
13	3.10	(84, 7)	.00	3.10	.00	1.90	.10	.00	.00	.10	.90	.00	.00	.10
14	3.20	(30,18)	.00	3.20	.10	2.10	.00	.00	.00	.00	.80	.10	.00	.10
15	3.20	(72, 8)	.00	3.20	.00	2.10	.10	.00	.10	.10	.80	.00	.00	.00
16	3.20	(72, 8)	.00	3.20	.00	2.00	.10	.00	.10	.20	.80	.00	.00	.00
17	3.20	(72, 8)	.00	3.20	.00	2.00	.10	.00	.10	.20	.80	.00	.00	.00
18	3.20	(72, 8)	.00	3.20	.00	2.10	.10	.00	.10	.20	.70	.00	.00	.00
19	3.20	(72, 8)	.00	3.20	.00	2.00	.20	.00	.10	.20	.70	.00	.00	.00
20	3.20	(72, 8)	.00	3.20	.00	2.00	.20	.00	.10	.20	.70	.00	.00	.00
21	3.00	(72, 8)	.00	3.00	.00	1.90	.20	.00	.10	.20	.60	.00	.00	.00
22	3.10	(72, 8)	.00	3.10	.00	1.90	.20	.00	.10	.30	.60	.00	.00	.00
23	3.10	(72, 8)	.00	3.10	.00	1.80	.20	.10	.10	.30	.50	.00	.10	.00
24	3.10	(72, 8)	.00	3.10	.00	1.80	.30	.10	.10	.30	.40	.00	.10	.00
25	3.00	(72, 8)	.00	3.00	.00	1.70	.30	.10	.10	.30	.40	.00	.10	.00
26	3.00	(72, 8)	.00	3.00	.00	1.60	.40	.10	.10	.40	.30	.00	.10	.00
27	3.10	(288, 7)	.00	3.10	.00	2.00	.00	.00	.00	.00	.90	.10	.00	.10
28	2.90	(288, 7)	.00	2.90	.00	1.90	.00	.00	.00	.00	.90	.00	.00	.10
29	2.90	(288, 7)	.00	2.90	.00	1.90	.00	.00	.00	.00	.90	.00	.00	.10
30	3.00	(288, 7)	.00	3.00	.00	2.00	.00	.00	.00	.00	.90	.00	.00	.10
31	3.10	(288, 7)	.00	3.10	.00	2.00	.00	.00	.00	.00	1.00	.00	.00	.10
32	3.00	(288, 7)	.00	3.00	.00	1.90	.00	.00	.00	.00	1.00	.00	.00	.10
33	2.80	(288, 7)	.00	2.80	.00	1.50	.20	.00	.00	.00	1.00	.00	.00	.10
34	2.70	(288, 7)	.00	2.70	.00	1.20	.40	.00	.00	.00	1.00	.00	.00	.10
35	2.50	(288, 7)	.00	2.50	.00	1.00	.50	.00	.00	.00	.90	.00	.00	.10
36	2.50	(288, 7)	.00	2.50	.00	.80	.60	.00	.00	.10	.90	.00	.00	.10
37	2.40	(288, 7)	.00	2.40	.00	.70	.70	.00	.00	.10	.80	.00	.00	.10
38	2.30	(288, 7)	.00	2.30	.00	.60	.70	.00	.00	.20	.70	.00	.00	.10
39	2.20	(288, 7)	.00	2.20	.00	.50	.80	.00	.00	.20	.60	.00	.00	.10
40	2.20	(288, 7)	.00	2.20	.00	.50	.80	.00	.00	.20	.60	.00	.00	.10
41	2.10	(288, 7)	.00	2.10	.00	.40	.80	.00	.00	.30	.50	.00	.00	.10
42	2.20	(288, 7)	.00	2.20	.00	.40	.90	.00	.00	.30	.50	.00	.00	.10
43	1.90	(288, 7)	.00	1.90	.00	.30	.90	.00	.00	.30	.40	.00	.00	.00
44	1.90	(288, 7)	.00	1.90	.00	.30	.90	.00	.00	.30	.40	.00	.00	.00
45	1.90	(288, 7)	.00	1.90	.00	.30	.90	.00	.00	.30	.40	.00	.00	.00
46	1.90	(288, 7)	.00	1.90	.00	.30	.90	.00	.00	.40	.30	.00	.00	.00
47	1.90	(72, 8)	.00	1.90	.00	.00	1.00	.30	.30	.30	.00	.00	.00	.00
48	1.80	(72, 8)	.00	1.80	.00	.00	.90	.30	.40	.20	.00	.00	.00	.00
49	1.80	(72, 8)	.00	1.80	.00	.00	.90	.30	.40	.20	.00	.00	.00	.00

DATE : 7/21/ 8
TIME : 11:55:49

JOB: HSS FDR Air Quality No-Build/No Jets

RUN: FDR DRIVE BET E 67TH-75TH STS/NO JETS

LINK CONTRIBUTION TABLES

SECOND HIGHEST 1-HOUR AVERAGED LINK CONTRIBUTIONS
IN PARTS PER MILLION (PPM)
INCLUDING AMBIENT BACKGROUND CONCENTRATIONS.

Rcptr No.	Total Conc	Ending Day Hr	Ambient Backgnd	Total Link	Link +1	Link +2	Link +3	Link +4	Link +5	Link +6	Link +7	Link +8	Link +9	Link +10
50	1.90	(288, 7)	.00	1.90	.00	.20	1.00	.00	.00	.40	.30	.00	.00	.00
51	1.80	(72, 8)	.00	1.80	.00	.00	.80	.40	.50	.10	.00	.00	.00	.00
52	1.80	(72, 8)	.00	1.80	.00	.00	.70	.50	.50	.10	.00	.00	.00	.00
53	1.80	(288, 7)	.00	1.80	.00	.20	1.00	.00	.00	.40	.20	.00	.00	.00
54	1.80	(288, 7)	.00	1.80	.00	.20	1.00	.00	.00	.40	.20	.00	.00	.00
55	1.80	(288, 7)	.00	1.80	.00	.10	1.00	.00	.00	.50	.20	.00	.00	.00
56	1.80	(288, 7)	.00	1.80	.00	.10	1.00	.00	.00	.50	.20	.00	.00	.00
57	3.10	(339,17)	.00	3.10	.10	1.90	.10	.00	.00	.10	.80	.00	.00	.10
58	3.10	(339,17)	.00	3.10	.40	1.50	.10	.00	.00	.10	.90	.00	.00	.10
59	2.90	(339,17)	.00	2.90	.50	1.30	.10	.00	.00	.10	.80	.00	.00	.10
60	2.80	(339,17)	.00	2.80	.60	1.10	.10	.00	.00	.10	.80	.00	.00	.10

JOB: HSS FDR Air Quality No-Build/No Jets

RUN: FDR DRIVE BET E 67TH-75TH STS/NO JETS

CALM DURATION FREQUENCY

Hours of Consecutive Calm Winds	Frequency of Occurrence	(Julian day/hour ending) of Significant Occurrences
1	150	(1,24)(2, 2)(2, 6)(9,22)(23, 3)(23, 7)(24,15)(30, 1)(36, 1)(36, 3) (41, 2)(41, 6)(42,12)(48,23)(53, 1)(53, 5)(54, 2)(55,21)(58, 4)(61, 5) (62, 1)(69,11)(75, 1)(83, 9)(83,11)(83,14)(83,21)(84, 4)(84,11)(84,15) (85, 4)(92, 6)(94,10)(98,10)(106, 4)(106,23)(107,15)(107,19)(111, 5)(118,12) (119,24)(120, 4)(121, 2)(124, 1)(126,23)(127, 5)(127,14)(128, 5)(129, 1)(129, 3) (129,10)(131,22)(132, 2)(139,20)(140, 1)(143,24)(144, 5)(146, 4)(154, 4)(156, 1) (156, 7)(156, 9)(168, 6)(170, 1)(178, 6)(178, 9)(181, 1)(181,23)(183, 7)(183,12) (184, 8)(185,19)(186, 1)(186,12)(186,15)(195, 9)(199, 4)(203, 9)(205,17)(206, 2) (211, 2)(211, 4)(211, 6)(211, 9)(215, 7)(217,15)(218,20)(219, 3)(219, 5)(223,22) (235, 1)(235, 8)(237, 2)(237,14)(239, 8)(240, 5)(246, 3)(246, 9)(246,15)(246,24) (247, 5)(248, 5)(248, 8)(248,15)(250,24)(251, 2)(251,11)(253, 9)(253,13)(253,18) (253,20)(262, 6)(263,22)(267, 5)(274, 2)(275, 3)(275, 5)(276,22)(276,24)(277, 2) (277, 5)(278, 6)(280, 4)(286, 2)(286, 6)(287, 5)(288, 5)(288, 8)(289,23)(294,13) (297,14)(298,24)(299, 2)(300, 4)(300, 6)(300,22)(301,20)(308,12)(309, 1)(309, 8) (309,12)(313,12)(313,15)(314, 7)(319, 6)(339,13)(339,16)(344, 3)(346, 9)(357, 6) (
2	38	(3,15)(19,24)(30, 4)(30, 7)(30,12)(39,13)(39,16)(46,24)(67, 7)(87, 4) (92, 1)(103, 2)(105, 5)(127, 3)(129, 8)(132,24)(142,22)(144, 3)(152, 4)(168, 1) (184, 4)(184,12)(191, 4)(201, 8)(201,24)(203, 7)(217,21)(219, 8)(239, 1)(245, 4) (275, 9)(299, 5)(300, 2)(301, 1)(301,24)(314, 5)(346,13)(359, 6)
3	9	(15,13)(68, 6)(84, 2)(86, 3)(122, 5)(128, 9)(153,24)(176, 3)(343, 5)
4	2	(171,21)(228,21)
5	3	(107, 9)(137, 7)(247,12)
7	1	(160, 6)
17	1	(145, 1)

Program terminated normally

JOB: HSS FDR Air Quality No-Build/No Jets

RUN: FDR DRIVE BET E 67TH-75TH STS/NO JETS

General Information

Run start date: 1/ 1/ 1 Julian: 1
end date: 12/31/ 1 Julian: 365

A Tier 2 approach was used for input data preparation.

The MODE flag has been set to C for calculating CO averages.

Ambient background concentrations are included in the averages below.

Site & Meteorological Constants

VS = .0 CM/S VD = .0 CM/S Z0 = 175. CM ATIM = 60.

Met. Sfc. Sta. Id & Yr = 72503 2001
Upper Air Sta. Id & Yr = 94703 2001

CAUTION: The input years for the Run and Meteorological data differ. The respective values are: 1 and 2001.

Urban mixing heights were processed.

In 2001, Julian day 1 is a Monday.

The patterns from the input file have been assigned as follows:

Pattern # 1 is assigned to Monday.
Pattern # 1 is assigned to Tuesday.
Pattern # 1 is assigned to Wednesday.
Pattern # 1 is assigned to Thursday.
Pattern # 1 is assigned to Friday.
Pattern # 1 is assigned to Saturday.
Pattern # 1 is assigned to Sunday.

Link Data Constants - (Variable data in *.LNK file)

LINK DESCRIPTION	LINK COORDINATES (FT) X1	Y1	X2	Y2	LENGTH (FT)	BRG (DEG)	TYPE	H (FT)	W (FT)	NLANES
1. FDR N/B 67th-68th St*	-132.0	-225.0	15.0	-10.0	260.	34.	AG	.0	36.0	
2. FDR N/B 68th-71st St*	15.0	-10.0	438.0	608.0	749.	34.	AG	.0	36.0	
3. FDR N/B 71st-73rd St*	438.0	608.0	773.0	1098.0	594.	34.	AG	.0	36.0	
4. FDR N/B 73rd-75th St*	773.0	1098.0	1056.0	1625.0	598.	28.	AG	.0	36.0	
5. FDR S/B 75th-73rd St*	743.0	1118.0	1026.0	1645.0	598.	28.	AG	.0	36.0	
6. FDR S/B 73rd-71st St*	408.0	628.0	743.0	1118.0	594.	34.	AG	.0	36.0	

DATE : 7/21/ 8
TIME : 11:22:45

JOB: HSS FDR Air Quality No-Build/No Jets

RUN: FDR DRIVE BET E 67TH-75TH STS/NO JETS

Link Data Constants - (Variable data in *.LNK file)

LINK DESCRIPTION	LINK COORDINATES (FT) X1	Y1	X2	Y2	LENGTH (FT)	BRG (DEG)	TYPE	H (FT)	W (FT)	NLANES
7. FDR S/B 71st-68th St	-15.0	10.0	408.0	628.0	749.	34.	AG	.0	36.0	
8. FDR S/B 68th-67th St	-162.0	-205.0	-15.0	10.0	260.	34.	AG	.0	36.0	
9. FDR Service Rd 73-71	385.0	644.0	720.0	1134.0	594.	34.	AG	.0	32.0	
10. FDR Service Rd 68-71	-38.0	26.0	385.0	644.0	749.	34.	AG	.0	32.0	

Receptor Data

RECEPTOR	COORDINATES (FT) X	Y	Z
1. RECEPTOR 1	34.0	-23.0	6.0
2. RECEPTOR 2	48.0	-4.0	6.0
3. RECEPTOR 3	62.0	17.0	6.0
4. RECEPTOR 4	75.0	37.0	6.0
5. RECEPTOR 5	89.0	57.0	6.0
6. RECEPTOR 6	103.0	77.0	6.0
7. RECEPTOR 7	117.0	97.0	6.0
8. RECEPTOR 8	130.0	117.0	6.0
9. RECEPTOR 9	144.0	137.0	6.0
10. RECEPTOR 10	158.0	158.0	6.0
11. RECEPTOR 11	172.0	178.0	6.0
12. RECEPTOR 12	186.0	198.0	6.0
13. RECEPTOR 13	199.0	218.0	6.0
14. RECEPTOR 14	213.0	238.0	6.0
15. RECEPTOR 15	227.0	258.0	6.0
16. RECEPTOR 16	241.0	278.0	6.0
17. RECEPTOR 17	255.0	299.0	6.0
18. RECEPTOR 18	268.0	319.0	6.0
19. RECEPTOR 19	282.0	339.0	6.0
20. RECEPTOR 20	296.0	359.0	6.0
21. RECEPTOR 21	310.0	379.0	6.0
22. RECEPTOR 22	323.0	399.0	6.0
23. RECEPTOR 23	337.0	419.0	6.0
24. RECEPTOR 24	351.0	440.0	6.0
25. RECEPTOR 25	365.0	460.0	6.0
26. RECEPTOR 26	379.0	480.0	6.0
27. RECEPTOR 27	392.0	500.0	6.0
28. RECEPTOR 28	406.0	520.0	6.0
29. RECEPTOR 29	420.0	540.0	6.0
30. RECEPTOR 30	434.0	561.0	6.0

JOB: HSS FDR Air Quality No-Build/No Jets

RUN: FDR DRIVE BET E 67TH-75TH STS/NO JETS

Receptor Data

RECEPTOR	COORDINATES (FT) X	Y	Z
31. RECEPTOR 31	447.0	581.0	6.0
32. RECEPTOR 32	461.0	601.0	6.0
33. RECEPTOR 33	475.0	621.0	6.0
34. RECEPTOR 34	489.0	641.0	6.0
35. RECEPTOR 35	503.0	661.0	6.0
36. RECEPTOR 36	516.0	681.0	6.0
37. RECEPTOR 37	530.0	702.0	6.0
38. RECEPTOR 38	544.0	722.0	6.0
39. RECEPTOR 39	558.0	742.0	6.0
40. RECEPTOR 40	571.0	762.0	6.0
41. RECEPTOR 41	585.0	782.0	6.0
42. RECEPTOR 42	599.0	802.0	6.0
43. RECEPTOR 43	613.0	822.0	6.0
44. RECEPTOR 44	627.0	843.0	6.0
45. RECEPTOR 45	640.0	863.0	6.0
46. RECEPTOR 46	654.0	883.0	6.0
47. RECEPTOR 47	668.0	903.0	6.0
48. RECEPTOR 48	682.0	923.0	6.0
49. RECEPTOR 49	696.0	943.0	6.0
50. RECEPTOR 50	709.0	964.0	6.0
51. RECEPTOR 51	723.0	984.0	6.0
52. RECEPTOR 52	737.0	1004.0	6.0
53. RECEPTOR 53	751.0	1024.0	6.0
54. RECEPTOR 54	764.0	1044.0	6.0
55. RECEPTOR 55	778.0	1064.0	6.0
56. RECEPTOR 56	792.0	1084.0	6.0
57. RECEPTOR 57	20.0	-44.0	6.0
58. RECEPTOR 58	6.0	-64.0	6.0
59. RECEPTOR 59	-7.0	-84.0	6.0
60. RECEPTOR 60	-21.0	-104.0	6.0

JOB: HSS FDR Air Quality No-Build/No Jets

RUN: FDR DRIVE BET E 67TH-75TH STS/NO JETS

Model Results

Remarks : In search of the wind direction corresponding
to the maximum concentration, only the first
direction, of the directions with the same maximum
concentrations, is indicated as the maximum.

* MAXIMUM HOURLY CONCENTRATIONS WITH ANY AMBIENT BACKGROUND CONCENTRATIONS (BKG) ADDED
* (PPM)

	REC1	REC2	REC3	REC4	REC5	REC6	REC7	REC8	REC9	REC10
MAX+BKG	3.4	3.3	3.3	3.4	3.3	3.3	3.3	3.3	3.2	3.2
- BKG	.0	.0	.0	.0	.0	.0	.0	.0	.0	.0
MAX	3.4	3.3	3.3	3.4	3.3	3.3	3.3	3.3	3.2	3.2
WIND DIR	24	24	24	24	24	24	24	24	24	24
JULIAN	44	44	44	44	44	44	44	44	44	44
HOUR	19	19	19	19	19	19	19	19	19	19

	REC11	REC12	REC13	REC14	REC15	REC16	REC17	REC18	REC19	REC20
MAX+BKG	3.2	3.1	3.2	3.1	3.0	2.9	3.0	3.1	3.1	3.1
- BKG	.0	.0	.0	.0	.0	.0	.0	.0	.0	.0
MAX	3.2	3.1	3.2	3.1	3.0	2.9	3.0	3.1	3.1	3.1
WIND DIR	24	24	24	24	24	24	24	24	226	226
JULIAN	44	44	44	44	44	44	44	44	319	319
HOUR	19	19	19	19	19	19	19	19	9	9

	REC21	REC22	REC23	REC24	REC25	REC26	REC27	REC28	REC29	REC30
MAX+BKG	3.0	3.0	3.0	3.1	3.1	3.0	3.1	3.1	3.0	3.1
- BKG	.0	.0	.0	.0	.0	.0	.0	.0	.0	.0
MAX	3.0	3.0	3.0	3.1	3.1	3.0	3.1	3.1	3.0	3.1
WIND DIR	226	24	226	226	226	226	226	226	226	226
JULIAN	319	44	319	319	319	319	319	319	319	319
HOUR	9	19	9	9	9	9	9	9	9	9

	REC31	REC32	REC33	REC34	REC35	REC36	REC37	REC38	REC39	REC40
MAX+BKG	3.1	3.0	2.8	2.7	2.5	2.5	2.4	2.4	2.2	2.2
- BKG	.0	.0	.0	.0	.0	.0	.0	.0	.0	.0
MAX	3.1	3.0	2.8	2.7	2.5	2.5	2.4	2.4	2.2	2.2
WIND DIR	226	226	226	226	226	226	226	226	226	226
JULIAN	319	319	319	319	319	319	319	319	319	319
HOUR	9	9	9	9	9	9	9	9	9	9

JOB: HSS FDR Air Quality No-Build/No Jets

RUN: FDR DRIVE BET E 67TH-75TH STS/NO JETS

* MAXIMUM HOURLY CONCENTRATIONS WITH ANY AMBIENT BACKGROUND CONCENTRATIONS (BKG) ADDED
(PPM)

	REC41	REC42	REC43	REC44	REC45	REC46	REC47	REC48	REC49	REC50
MAX+BKG	2.2	2.1	1.9	2.0	1.9	2.0	2.0	2.0	2.0	1.9
- BKG	.0	.0	.0	.0	.0	.0	.0	.0	.0	.0
MAX	2.2	2.1	1.9	2.0	1.9	2.0	2.0	2.0	2.0	1.9
WIND DIR	226	226	226	226	226	226	226	226	226	226
JULIAN	319	319	319	319	319	319	319	319	319	319
HOUR	9	9	9	9	9	9	9	9	9	9

	REC51	REC52	REC53	REC54	REC55	REC56	REC57	REC58	REC59	REC60
MAX+BKG	1.9	1.9	1.9	1.9	1.9	1.9	3.1	2.9	2.8	2.8
- BKG	.0	.0	.0	.0	.0	.0	.0	.0	.0	.0
MAX	1.9	1.9	1.9	1.9	1.9	1.9	3.1	2.9	2.8	2.8
WIND DIR	226	226	226	226	226	226	24	24	24	24
JULIAN	319	319	319	319	319	319	44	44	44	44
HOUR	9	9	9	9	9	9	19	19	19	19

THE HIGHEST CONCENTRATION OF 3.40 PPM OCCURRED AT RECEPTOR REC1 .

JOB: HSS FDR Air Quality No-Build/No Jets

RUN: FDR DRIVE BET E 67TH-75TH STS/NO JETS

==========
Output Section
==========

NOTES PERTAINING TO THE REPORT

1. THE HIGHEST AVERAGE IN EACH OF THE FIRST TWO COLUMNS OF EACH TABLE BELOW ARE SUFFIXED BY AN ASTERISK (*). FOR PM OUTPUT, THERE IS ONLY ONE COLUMN AND ASTERISK FOR THE ANNUAL AVERAGE/PERIOD OF CONCERN TABLE.

2. THE NUMBERS IN PARENTHESES ARE THE JULIAN DAY AND ENDING HOUR FOR THE PRECEDING AVERAGE.

3. THE NUMBER OF CALM HOURS USED IN PRODUCING EACH AVERAGE ARE PREFIXED BY A C.

PRIMARY AVERAGES.

MAXIMUM 8-HOUR RUNNING NONOVERLAPPING AVERAGE CONCENTRATIONS
IN PARTS PER MILLION (PPM),
INCLUDING AMBIENT BACKGROUND CONCENTRATIONS.

Receptor Number	Highest Conc	Highest Ending Day Hr	Highest Calm	Second highest Conc	Second highest Ending Day Hr	Second highest Calm
1	1.50	(235,24)	C 0	1.49	(44,20)	C 0
2	1.73	(338,13)	C 1	1.54	(44,20)	C 0
3	1.85	(23,20)	C 2	1.81	(338,13)	C 1
4	2.00	(23,20)	C 2	1.87	(338,13)	C 1
5	2.03	(23,20)	C 2	1.89	(338,13)	C 1
6	2.13	(23,20)	C 2	1.90	(338,13)	C 1
7	2.15	(23,20)	C 2	1.87	(338,13)	C 1
8	2.17	(23,20)	C 2	1.91	(338,13)	C 1
9	2.17	(23,20)	C 2	1.90	(338,13)	C 1
10	2.23	(23,20)	C 2	1.91	(338,13)	C 1
11	2.20	(23,20)	C 2	1.90	(338,13)	C 1
12	2.22	(23,20)	C 2	1.89	(338,13)	C 1
13	2.23	(23,20)	C 2	1.90	(338,13)	C 1
14	2.23	(23,20)	C 2	1.90	(338,13)	C 1
15	2.23	(23,20)	C 2	1.89	(338,13)	C 1
16	2.23	(23,20)	C 2	1.89	(338,13)	C 1
17	2.25	(23,20)	C 2	1.90	(338,13)	C 1
18	2.27	(23,20)	C 2	1.91	(338,13)	C 1
19	2.27	(23,20)	C 2	1.90	(338,13)	C 1
20	2.27	(23,20)	C 2	1.90	(338,13)	C 1
21	2.28	(23,20)	C 2	1.89	(338,13)	C 1
22	2.28	(23,20)	C 2	1.90	(338,13)	C 1
23	2.28	(23,20)	C 2	1.89	(338,13)	C 1
24	2.28	(23,20)	C 2	1.90	(338,13)	C 1

JOB: HSS FDR Air Quality No-Build/No Jets RUN: FDR DRIVE BET E 67TH-75TH STS/NO JETS

MAXIMUM 8-HOUR RUNNING NONOVERLAPPING AVERAGE CONCENTRATIONS
IN PARTS PER MILLION (PPM),
INCLUDING AMBIENT BACKGROUND CONCENTRATIONS.

Receptor Number	Highest Conc	Ending Day Hr	Calm	Second highest Conc	Ending Day Hr	Calm
25	2.28	(23,20)	C 2	1.89	(338,13)	C 1
26	2.28	(23,20)	C 2	1.89	(338,13)	C 1
27	2.30	(23,20)	C 2	1.90	(338,13)	C 1
28	2.30*	(23,20)	C 2	1.91*	(338,13)	C 1
29	2.27	(23,20)	C 2	1.87	(274,24)	C 0
30	2.28	(23,20)	C 2	1.89	(274,24)	C 0
31	2.25	(23,20)	C 2	1.89	(274,24)	C 0
32	2.07	(23,20)	C 2	1.72	(274,24)	C 0
33	1.75	(23,20)	C 2	1.50	(274,24)	C 0
34	1.55	(23,20)	C 2	1.33	(7,23)	C 0
35	1.38	(23,20)	C 2	1.22	(7,23)	C 0
36	1.33	(23,20)	C 2	1.24	(274,24)	C 0
37	1.28	(23,20)	C 2	1.15	(7,23)	C 0
38	1.28	(23,20)	C 2	1.11	(7,23)	C 0
39	1.25	(23,20)	C 2	1.09	(7,23)	C 0
40	1.28	(23,20)	C 2	1.11	(274,24)	C 0
41	1.25	(23,20)	C 2	1.09	(274,24)	C 0
42	1.27	(23,20)	C 2	1.07	(274,24)	C 0
43	1.27	(23,20)	C 2	1.06	(274,24)	C 0
44	1.27	(23,20)	C 2	1.05	(274,24)	C 0
45	1.27	(23,20)	C 2	1.06	(274,24)	C 0
46	1.23	(23,20)	C 2	1.04	(274,24)	C 0
47	1.23	(23,20)	C 2	1.02	(274,24)	C 0
48	1.23	(23,20)	C 2	1.01	(274,24)	C 0
49	1.22	(23,20)	C 2	1.00	(274,24)	C 0
50	1.25	(23,20)	C 2	1.05	(274,24)	C 0
51	1.23	(23,20)	C 2	1.04	(274,24)	C 0
52	1.22	(23,20)	C 2	1.04	(274,24)	C 0
53	1.22	(23,20)	C 2	1.01	(274,24)	C 0
54	1.25	(23,20)	C 2	1.02	(274,24)	C 0
55	1.22	(23,20)	C 2	1.01	(274,24)	C 0
56	1.18	(23,20)	C 2	1.00	(274,24)	C 0
57	1.33	(235,24)	C 0	1.27	(44,20)	C 0
58	1.24	(235,24)	C 0	1.20	(330,22)	C 0
59	1.12	(235,24)	C 0	1.10	(23,20)	C 2
60	1.08	(23,20)	C 2	1.08	(235,24)	C 0

FIVE HIGHEST 1-HOUR END-TO-END AVERAGE CONCENTRATIONS IN PARTS PER MILLION
INCLUDING AMBIENT BACKGROUND CONCENTRATIONS.

Rcptr No.	Highest Conc	Ending Day Hr	Calm	Second Highest Conc	Ending Day Hr	Calm	Third Highest Conc	Ending Day Hr	Calm	Fourth Highest Conc	Ending Day Hr	Calm	Fifth Highest Conc	Ending Day Hr	Calm
1	3.40*(44,19)		C 0	3.20*(44,20)		C 0	3.10 (347, 8)		C 0	2.80 (115,20)		C 0	2.70 (90,18)		C 0

JOB: HSS FDR Air Quality No-Build/No Jets

RUN: FDR DRIVE BET E 67TH-75TH STS/NO JETS

FIVE HIGHEST 1-HOUR END-TO-END AVERAGE CONCENTRATIONS IN PARTS PER MILLION
INCLUDING AMBIENT BACKGROUND CONCENTRATIONS.

Rcptr	Highest			Second Highest			Third Highest			Fourth Highest			Fifth Highest		
No.	Conc	Ending Day Hr	Calm	Conc	Ending Day Hr	Calm	Conc	Ending Day Hr	Calm	Conc	Ending Day Hr	Calm	Conc	Ending Day Hr	Calm
2	3.30	(44,19)	C 0	3.10	(44,20)	C 0	3.00	(347, 8)	C 0	2.70	(90,18)	C 0	2.60	(115,20)	C 0
3	3.30	(44,19)	C 0	3.10	(44,20)	C 0	3.00	(347, 8)	C 0	2.70	(90,18)	C 0	2.60	(115,20)	C 0
4	3.40	(44,19)	C 0	3.10	(44,20)	C 0	3.00	(347, 8)	C 0	2.70	(90,18)	C 0	2.70	(115,20)	C 0
5	3.30	(44,19)	C 0	3.10	(44,20)	C 0	3.00	(347, 8)	C 0	2.70	(90,18)	C 0	2.60	(115,20)	C 0
6	3.30	(44,19)	C 0	3.00	(44,20)	C 0	3.00	(347, 8)	C 0	2.70	(90,18)	C 0	2.60	(23,17)	C 0
7	3.30	(44,19)	C 0	2.90	(44,20)	C 0	2.90	(347, 8)	C 0	2.60	(23,17)	C 0	2.60	(90,18)	C 0
8	3.30	(44,19)	C 0	3.00	(44,20)	C 0	3.00	(347, 8)	C 0	2.70	(90,18)	C 0	2.60	(261,20)	C 0
9	3.20	(44,19)	C 0	2.90	(44,20)	C 0	2.90	(347, 8)	C 0	2.70	(90,18)	C 0	2.60	(23,17)	C 0
10	3.20	(44,19)	C 0	3.00	(44,20)	C 0	2.90	(347, 8)	C 0	2.70	(90,18)	C 0	2.70	(261,20)	C 0
11	3.20	(44,19)	C 0	2.90	(347, 8)	C 0	2.80	(44,20)	C 0	2.80	(261,20)	C 0	2.60	(23,17)	C 0
12	3.10	(44,19)	C 0	2.80	(44,20)	C 0	2.80	(261,20)	C 0	2.70	(319, 9)	C 0	2.70	(347, 8)	C 0
13	3.20	(44,19)	C 0	2.90	(347, 8)	C 0	2.80	(261,20)	C 0	2.70	(44,20)	C 0	2.60	(23,16)	C 0
14	3.10	(44,19)	C 0	2.80	(44,20)	C 0	2.80	(347, 8)	C 0	2.70	(261,20)	C 0	2.70	(319, 9)	C 0
15	3.00	(44,19)	C 0	2.90	(347, 8)	C 0	2.80	(319, 9)	C 0	2.70	(44,20)	C 0	2.70	(261,20)	C 0
16	2.90	(44,19)	C 0	2.80	(319, 9)	C 0	2.80	(347, 8)	C 0	2.70	(44,20)	C 0	2.70	(261,20)	C 0
17	3.00	(44,19)	C 0	2.80	(319, 9)	C 0	2.80	(347, 8)	C 0	2.80	(261,20)	C 0	2.70	(44,20)	C 0
18	3.10	(44,19)	C 0	3.00	(319, 9)	C 0	2.90	(261,20)	C 0	2.90	(347, 8)	C 0	2.80	(44,20)	C 0
19	3.10	(319, 9)	C 0	3.00	(44,19)	C 0	2.80	(44,20)	C 0	2.80	(347, 8)	C 0	2.80	(261,20)	C 0
20	3.10	(319, 9)	C 0	3.00	(44,19)	C 0	2.80	(44,20)	C 0	2.80	(261,20)	C 0	2.70	(293,21)	C 0
21	3.00	(319, 9)	C 0	2.80	(44,19)	C 0	2.80	(261,20)	C 0	2.60	(44,20)	C 0	2.60	(347, 8)	C 0
22	3.00	(44,19)	C 0	3.00	(319, 9)	C 0	2.90	(261,20)	C 0	2.70	(264,10)	C 0	2.70	(293,21)	C 0
23	3.00	(319, 9)	C 0	2.90	(44,19)	C 0	2.90	(261,20)	C 0	2.70	(264,10)	C 0	2.70	(293,21)	C 0
24	3.10	(319, 9)	C 0	3.00	(44,19)	C 0	2.90	(261,20)	C 0	2.70	(264,10)	C 0	2.70	(293,21)	C 0
25	3.10	(319, 9)	C 0	2.90	(261,20)	C 0	2.80	(44,19)	C 0	2.70	(264,10)	C 0	2.70	(293,21)	C 0
26	3.00	(319, 9)	C 0	2.80	(44,19)	C 0	2.80	(261,20)	C 0	2.70	(264,10)	C 0	2.70	(293,21)	C 0
27	3.10	(319, 9)	C 0	2.90	(261,20)	C 0	2.70	(44,19)	C 0	2.70	(23,16)	C 0	2.70	(264,10)	C 0
28	3.10	(319, 9)	C 0	2.90	(261,20)	C 0	2.70	(23,16)	C 0	2.70	(264,10)	C 0	2.70	(293,21)	C 0
29	3.00	(319, 9)	C 0	2.90	(261,20)	C 0	2.70	(264,10)	C 0	2.70	(293,21)	C 0	2.60	(23,16)	C 0
30	3.10	(319, 9)	C 0	2.90	(261,20)	C 0	2.70	(23,16)	C 0	2.70	(264,10)	C 0	2.70	(293,21)	C 0
31	3.10	(319, 9)	C 0	2.90	(261,20)	C 0	2.80	(264,10)	C 0	2.70	(23,16)	C 0	2.70	(293,21)	C 0
32	3.00	(319, 9)	C 0	2.70	(261,20)	C 0	2.70	(264,10)	C 0	2.60	(293,21)	C 0	2.50	(23,17)	C 0
33	2.80	(319, 9)	C 0	2.60	(261,20)	C 0	2.60	(264,10)	C 0	2.40	(293,21)	C 0	2.20	(259,23)	C 0
34	2.70	(319, 9)	C 0	2.40	(264,10)	C 0	2.30	(261,20)	C 0	2.20	(293,21)	C 0	2.10	(96,21)	C 0
35	2.50	(319, 9)	C 0	2.30	(264,10)	C 0	2.10	(261,20)	C 0	2.10	(293,21)	C 0	2.00	(259,23)	C 0
36	2.50	(319, 9)	C 0	2.20	(264,10)	C 0	2.10	(261,20)	C 0	1.90	(259,23)	C 0	1.90	(274,23)	C 0
37	2.40	(319, 9)	C 0	2.10	(264,10)	C 0	2.00	(261,20)	C 0	1.90	(293,21)	C 0	1.90	(331,15)	C 0
38	2.40	(319, 9)	C 0	2.00	(264,10)	C 0	1.90	(44,19)	C 0	1.90	(261,20)	C 0	1.80	(293,21)	C 0
39	2.20	(319, 9)	C 0	2.10	(264,10)	C 0	1.80	(259,23)	C 0	1.70	(22,23)	C 0	1.70	(44,19)	C 0
40	2.20	(319, 9)	C 0	2.00	(264,10)	C 0	1.80	(44,19)	C 0	1.70	(259,23)	C 0	1.70	(293,21)	C 0
41	2.20	(319, 9)	C 0	1.90	(264,10)	C 0	1.70	(44,19)	C 0	1.70	(259,23)	C 0	1.60	(44,20)	C 0
42	2.10	(319, 9)	C 0	1.80	(264,10)	C 0	1.70	(44,19)	C 0	1.70	(261,20)	C 0	1.60	(44,20)	C 0

JOB: HSS FDR Air Quality No-Build/No Jets

RUN: FDR DRIVE BET E 67TH-75TH STS/NO JETS

FIVE HIGHEST 1-HOUR END-TO-END AVERAGE CONCENTRATIONS IN PARTS PER MILLION
INCLUDING AMBIENT BACKGROUND CONCENTRATIONS.

Rcptr	Highest			Second Highest			Third Highest			Fourth Highest			Fifth Highest		
No.	Conc	Ending Day Hr	Calm	Conc	Ending Day Hr	Calm	Conc	Ending Day Hr	Calm	Conc	Ending Day Hr	Calm	Conc	Ending Day Hr	Calm
43	1.90	(319, 9)	C 0	1.80	(264,10)	C 0	1.70	(44,19)	C 0	1.60	(44,20)	C 0	1.60	(261,20)	C 0
44	2.00	(319, 9)	C 0	1.80	(264,10)	C 0	1.70	(44,19)	C 0	1.60	(261,20)	C 0	1.50	(44,20)	C 0
45	1.90	(319, 9)	C 0	1.80	(264,10)	C 0	1.80	(44,19)	C 0	1.70	(261,20)	C 0	1.60	(347, 8)	C 0
46	2.00	(319, 9)	C 0	1.70	(44,19)	C 0	1.70	(261,20)	C 0	1.60	(44,20)	C 0	1.60	(347, 8)	C 0
47	2.00	(319, 9)	C 0	1.70	(44,19)	C 0	1.60	(44,20)	C 0	1.60	(347, 8)	C 0	1.60	(261,20)	C 0
48	2.00	(319, 9)	C 0	1.70	(44,19)	C 0	1.60	(44,20)	C 0	1.60	(264,10)	C 0	1.50	(90,18)	C 0
49	2.00	(319, 9)	C 0	1.70	(44,19)	C 0	1.70	(264,10)	C 0	1.60	(293,21)	C 0	1.50	(90,18)	C 0
50	1.90	(319, 9)	C 0	1.80	(264,10)	C 0	1.70	(44,19)	C 0	1.70	(261,20)	C 0	1.60	(293,21)	C 0
51	1.90	(319, 9)	C 0	1.70	(261,20)	C 0	1.70	(264,10)	C 0	1.60	(44,19)	C 0	1.60	(44,20)	C 0
52	1.90	(319, 9)	C 0	1.70	(264,10)	C 0	1.60	(44,19)	C 0	1.60	(261,20)	C 0	1.50	(275,20)	C 0
53	1.90	(319, 9)	C 0	1.70	(264,10)	C 0	1.60	(44,19)	C 0	1.60	(261,20)	C 0	1.50	(7,20)	C 0
54	1.90	(319, 9)	C 0	1.70	(264,10)	C 0	1.60	(44,19)	C 0	1.60	(261,20)	C 0	1.50	(22,23)	C 0
55	1.90	(319, 9)	C 0	1.70	(264,10)	C 0	1.60	(261,20)	C 0	1.50	(44,19)	C 0	1.50	(90,18)	C 0
56	1.90	(319, 9)	C 0	1.70	(264,10)	C 0	1.60	(261,20)	C 0	1.40	(22,23)	C 0	1.40	(275,20)	C 0
57	3.10	(44,19)	C 0	3.00	(347, 8)	C 0	2.90	(44,20)	C 0	2.70	(115,20)	C 0	2.50	(90,18)	C 0
58	2.90	(44,19)	C 0	2.90	(347, 8)	C 0	2.80	(44,20)	C 0	2.70	(115,20)	C 0	2.30	(90,18)	C 0
59	2.80	(44,19)	C 0	2.70	(44,20)	C 0	2.70	(347, 8)	C 0	2.50	(115,20)	C 0	2.20	(90,18)	C 0
60	2.80	(44,19)	C 0	2.60	(347, 8)	C 0	2.50	(44,20)	C 0	2.50	(115,20)	C 0	2.10	(90,18)	C 0

MAXIMUM 8-HOUR AVERAGED LINK CONTRIBUTIONS
IN PARTS PER MILLION (PPM)
INCLUDING AMBIENT BACKGROUND CONCENTRATIONS.

Rcptr No.	Total Conc	Ending Day Hr	Ambient Backgnd	Total Link	Link +1	Link +2	Link +3	Link +4	Link +5	Link +6	Link +7	Link +8	Link +9	Link +10
1	1.50	(235,24)	.00	1.50	.03	.97	.00	.00	.00	.00	.45	.01	.00	.04
2	1.73	(338,13)	.00	1.73	.07	.99	.00	.00	.00	.00	.50	.14	.00	.03
3	1.85	(23,20)	.00	1.85	.17	1.10	.00	.00	.00	.00	.30	.27	.00	.02
4	2.00	(23,20)	.00	2.00	.10	1.25	.00	.00	.00	.00	.45	.18	.00	.02
5	2.03	(23,20)	.00	2.03	.05	1.30	.00	.00	.00	.00	.55	.12	.00	.02
6	2.13	(23,20)	.00	2.13	.05	1.33	.00	.00	.00	.00	.63	.08	.00	.03
7	2.15	(23,20)	.00	2.15	.03	1.35	.00	.00	.00	.00	.68	.05	.00	.03
8	2.17	(23,20)	.00	2.17	.02	1.37	.00	.00	.00	.00	.70	.05	.00	.03
9	2.17	(23,20)	.00	2.17	.00	1.37	.00	.00	.00	.00	.70	.05	.00	.05
10	2.23	(23,20)	.00	2.23	.00	1.38	.00	.00	.00	.00	.75	.03	.00	.07
11	2.20	(23,20)	.00	2.20	.00	1.38	.00	.00	.00	.00	.75	.00	.00	.07
12	2.22	(23,20)	.00	2.22	.00	1.38	.00	.00	.00	.00	.75	.00	.00	.08
13	2.23	(23,20)	.00	2.23	.00	1.40	.00	.00	.00	.00	.75	.00	.00	.08
14	2.23	(23,20)	.00	2.23	.00	1.40	.00	.00	.00	.00	.75	.00	.00	.08
15	2.23	(23,20)	.00	2.23	.00	1.40	.00	.00	.00	.00	.75	.00	.00	.08

DATE : 7/21/ 8
TIME : 11:36:32

JOB: HSS FDR Air Quality No-Build/No Jets

RUN: FDR DRIVE BET E 67TH-75TH STS/NO JETS

LINK CONTRIBUTION TABLES

MAXIMUM 8-HOUR AVERAGED LINK CONTRIBUTIONS
IN PARTS PER MILLION (PPM)
INCLUDING AMBIENT BACKGROUND CONCENTRATIONS.

Rcptr No.	Total Conc	Ending Day Hr	Ambient Backgnd	Total Link	Link +1	Link +2	Link +3	Link +4	Link +5	Link +6	Link +7	Link +8	Link +9	Link +10
16	2.23	(23,20)	.00	2.23	.00	1.40	.00	.00	.00	.00	.75	.00	.00	.08
17	2.25	(23,20)	.00	2.25	.00	1.42	.00	.00	.00	.00	.75	.00	.00	.08
18	2.27	(23,20)	.00	2.27	.00	1.42	.00	.00	.00	.00	.77	.00	.00	.08
19	2.27	(23,20)	.00	2.27	.00	1.42	.00	.00	.00	.00	.77	.00	.00	.08
20	2.27	(23,20)	.00	2.27	.00	1.42	.00	.00	.00	.00	.77	.00	.00	.08
21	2.28	(23,20)	.00	2.28	.00	1.42	.00	.00	.00	.00	.78	.00	.00	.08
22	2.28	(23,20)	.00	2.28	.00	1.42	.00	.00	.00	.00	.78	.00	.00	.08
23	2.28	(23,20)	.00	2.28	.00	1.42	.00	.00	.00	.00	.78	.00	.00	.08
24	2.28	(23,20)	.00	2.28	.00	1.42	.00	.00	.00	.00	.78	.00	.00	.08
25	2.28	(23,20)	.00	2.28	.00	1.42	.00	.00	.00	.00	.78	.00	.00	.08
26	2.28	(23,20)	.00	2.28	.00	1.42	.00	.00	.00	.00	.78	.00	.00	.08
27	2.30	(23,20)	.00	2.30	.00	1.42	.00	.00	.00	.00	.80	.00	.00	.08
28	2.30	(23,20)	.00	2.30	.00	1.42	.00	.00	.00	.00	.80	.00	.00	.08
29	2.27	(23,20)	.00	2.27	.00	1.42	.00	.00	.00	.00	.77	.00	.00	.08
30	2.28	(23,20)	.00	2.28	.00	1.42	.00	.00	.00	.02	.77	.00	.00	.08
31	2.25	(23,20)	.00	2.25	.00	1.38	.02	.00	.00	.02	.75	.00	.00	.08
32	2.07	(23,20)	.00	2.07	.00	1.12	.15	.00	.00	.03	.70	.00	.00	.07
33	1.75	(23,20)	.00	1.75	.00	.57	.45	.00	.00	.08	.58	.00	.00	.07
34	1.55	(23,20)	.00	1.55	.00	.28	.62	.00	.00	.20	.42	.00	.00	.03
35	1.38	(23,20)	.00	1.38	.00	.17	.63	.00	.00	.23	.32	.00	.02	.02
36	1.33	(23,20)	.00	1.33	.00	.10	.68	.00	.00	.30	.22	.00	.03	.00
37	1.28	(23,20)	.00	1.28	.00	.08	.70	.00	.00	.32	.15	.00	.03	.00
38	1.28	(23,20)	.00	1.28	.00	.07	.70	.00	.00	.35	.12	.00	.05	.00
39	1.25	(23,20)	.00	1.25	.00	.05	.70	.00	.00	.37	.08	.00	.05	.00
40	1.28	(23,20)	.00	1.28	.00	.05	.73	.00	.00	.37	.07	.00	.07	.00
41	1.25	(23,20)	.00	1.25	.00	.03	.72	.00	.00	.37	.05	.00	.08	.00
42	1.27	(23,20)	.00	1.27	.00	.03	.72	.00	.00	.38	.05	.00	.08	.00
43	1.27	(23,20)	.00	1.27	.00	.02	.72	.00	.00	.40	.05	.00	.08	.00
44	1.27	(23,20)	.00	1.27	.00	.02	.72	.00	.00	.40	.05	.00	.08	.00
45	1.27	(23,20)	.00	1.27	.00	.02	.73	.00	.00	.40	.03	.00	.08	.00
46	1.23	(23,20)	.00	1.23	.00	.02	.72	.00	.00	.40	.02	.00	.08	.00
47	1.23	(23,20)	.00	1.23	.00	.02	.72	.00	.00	.40	.02	.00	.08	.00
48	1.23	(23,20)	.00	1.23	.00	.02	.72	.00	.00	.40	.02	.00	.08	.00
49	1.22	(23,20)	.00	1.22	.00	.00	.72	.00	.00	.40	.02	.00	.08	.00
50	1.25	(23,20)	.00	1.25	.00	.00	.75	.00	.00	.40	.02	.00	.08	.00
51	1.23	(23,20)	.00	1.23	.00	.00	.73	.00	.00	.40	.02	.00	.08	.00
52	1.22	(23,20)	.00	1.22	.00	.00	.73	.00	.00	.40	.00	.00	.08	.00
53	1.22	(23,20)	.00	1.22	.00	.00	.73	.00	.00	.40	.00	.00	.08	.00
54	1.25	(23,20)	.00	1.25	.00	.00	.75	.00	.02	.40	.00	.00	.08	.00

JOB: HSS FDR Air Quality No-Build/No Jets

RUN: FDR DRIVE BET E 67TH-75TH STS/NO JETS

LINK CONTRIBUTION TABLES

MAXIMUM 8-HOUR AVERAGED LINK CONTRIBUTIONS
IN PARTS PER MILLION (PPM)
INCLUDING AMBIENT BACKGROUND CONCENTRATIONS.

Rcptr No.	Total Conc	Ending Day Hr	Ambient Backgnd	Total Link	Link +1	Link +2	Link +3	Link +4	Link +5	Link +6	Link +7	Link +8	Link +9	Link +10
55	1.22	(23,20)	.00	1.22	.00	.00	.73	.02	.02	.38	.00	.00	.07	.00
56	1.18	(23,20)	.00	1.18	.00	.00	.67	.05	.03	.37	.00	.00	.07	.00
57	1.33	(235,24)	.00	1.33	.18	.65	.00	.00	.00	.00	.43	.04	.00	.04
58	1.24	(235,24)	.00	1.24	.31	.46	.00	.00	.00	.00	.36	.06	.00	.04
59	1.12	(235,24)	.00	1.13	.35	.34	.00	.00	.00	.00	.33	.09	.00	.03
60	1.08	(23,20)	.00	1.08	.70	.00	.00	.00	.00	.00	.00	.38	.00	.00

SECOND HIGHEST 8-HOUR AVERAGED LINK CONTRIBUTIONS
IN PARTS PER MILLION (PPM)
INCLUDING AMBIENT BACKGROUND CONCENTRATIONS.

Rcptr No.	Total Conc	Ending Day Hr	Ambient Backgnd	Total Link	Link +1	Link +2	Link +3	Link +4	Link +5	Link +6	Link +7	Link +8	Link +9	Link +10
1	1.49	(44,20)	.00	1.49	.01	.94	.03	.00	.00	.03	.46	.00	.00	.03
2	1.54	(44,20)	.00	1.54	.00	.98	.03	.00	.00	.03	.49	.00	.00	.03
3	1.81	(338,13)	.00	1.81	.01	1.06	.00	.00	.00	.00	.64	.06	.00	.04
4	1.87	(338,13)	.00	1.87	.00	1.09	.00	.00	.00	.00	.70	.03	.00	.06
5	1.89	(338,13)	.00	1.89	.00	1.07	.00	.00	.00	.00	.73	.01	.00	.07
6	1.90	(338,13)	.00	1.90	.00	1.09	.00	.00	.00	.00	.73	.00	.00	.09
7	1.87	(338,13)	.00	1.87	.00	1.07	.00	.00	.00	.00	.73	.00	.00	.07
8	1.91	(338,13)	.00	1.91	.00	1.10	.00	.00	.00	.00	.74	.00	.00	.07
9	1.90	(338,13)	.00	1.90	.00	1.09	.00	.00	.00	.00	.74	.00	.00	.07
10	1.91	(338,13)	.00	1.91	.00	1.10	.00	.00	.00	.00	.74	.00	.00	.07
11	1.90	(338,13)	.00	1.90	.00	1.09	.00	.00	.00	.00	.74	.00	.00	.07
12	1.89	(338,13)	.00	1.89	.00	1.07	.00	.00	.00	.00	.74	.00	.00	.07
13	1.90	(338,13)	.00	1.90	.00	1.09	.00	.00	.00	.00	.74	.00	.00	.07
14	1.90	(338,13)	.00	1.90	.00	1.09	.00	.00	.00	.00	.74	.00	.00	.07
15	1.89	(338,13)	.00	1.89	.00	1.07	.00	.00	.00	.00	.74	.00	.00	.07
16	1.89	(338,13)	.00	1.89	.00	1.07	.00	.00	.00	.00	.74	.00	.00	.07
17	1.90	(338,13)	.00	1.90	.00	1.09	.00	.00	.00	.00	.74	.00	.00	.07
18	1.91	(338,13)	.00	1.91	.00	1.09	.00	.00	.00	.00	.74	.00	.00	.09
19	1.90	(338,13)	.00	1.90	.00	1.09	.00	.00	.00	.00	.74	.00	.00	.07
20	1.90	(338,13)	.00	1.90	.00	1.09	.00	.00	.00	.00	.74	.00	.00	.07
21	1.89	(338,13)	.00	1.89	.00	1.07	.00	.00	.00	.00	.74	.00	.00	.07
22	1.90	(338,13)	.00	1.90	.00	1.09	.00	.00	.00	.00	.74	.00	.00	.07
23	1.89	(338,13)	.00	1.89	.00	1.07	.00	.00	.00	.00	.74	.00	.00	.07
24	1.90	(338,13)	.00	1.90	.00	1.09	.00	.00	.00	.00	.74	.00	.00	.07
25	1.89	(338,13)	.00	1.89	.00	1.07	.00	.00	.00	.00	.74	.00	.00	.07

DATE : 7/21/ 8
TIME : 11:36:32

JOB: HSS FDR Air Quality No-Build/No Jets

RUN: FDR DRIVE BET.E 67TH-75TH STS/NO JETS

LINK CONTRIBUTION TABLES

SECOND HIGHEST 8-HOUR AVERAGED LINK CONTRIBUTIONS
IN PARTS PER MILLION (PPM)
INCLUDING AMBIENT BACKGROUND CONCENTRATIONS.

Rcptr No.	Total Conc	Ending Day Hr	Ambient Backgnd	Total Link	Link +1	Link +2	Link +3	Link +4	Link +5	Link +6	Link +7	Link +8	Link +9	Link +10
26	1.89	(338,13)	.00	1.89	.00	1.07	.00	.00	.00	.01	.73	.00	.00	.07
27	1.90	(338,13)	.00	1.90	.00	1.09	.00	.00	.00	.01	.71	.00	.00	.09
28	1.91	(338,13)	.00	1.91	.00	1.07	.01	.00	.00	.03	.71	.00	.00	.09
29	1.87	(274,24)	.00	1.88	.00	1.21	.00	.00	.00	.00	.59	.00	.00	.08
30	1.89	(274,24)	.00	1.89	.00	1.23	.00	.00	.00	.00	.59	.00	.00	.08
31	1.89	(274,24)	.00	1.89	.00	1.23	.00	.00	.00	.00	.60	.00	.00	.06
32	1.72	(274,24)	.00	1.73	.00	.99	.10	.00	.00	.03	.55	.00	.00	.06
33	1.50	(274,24)	.00	1.50	.00	.54	.36	.00	.00	.09	.46	.00	.00	.05
34	1.33	(7,23)	.00	1.33	.00	.54	.34	.01	.01	.06	.35	.00	.00	.01
35	1.22	(7,23)	.00	1.22	.00	.41	.39	.01	.01	.08	.33	.00	.00	.00
36	1.24	(274,24)	.00	1.24	.00	.19	.56	.00	.00	.21	.22	.00	.03	.03
37	1.15	(7,23)	.00	1.15	.00	.30	.45	.01	.01	.10	.27	.00	.00	.00
38	1.11	(7,23)	.00	1.11	.00	.28	.46	.01	.01	.11	.24	.00	.00	.00
39	1.09	(7,23)	.00	1.09	.00	.24	.49	.01	.01	.13	.21	.00	.00	.00
40	1.11	(274,24)	.00	1.11	.00	.09	.60	.00	.00	.26	.11	.00	.04	.01
41	1.09	(274,24)	.00	1.09	.00	.08	.60	.00	.00	.27	.10	.00	.04	.00
42	1.07	(274,24)	.00	1.08	.00	.08	.61	.00	.00	.27	.08	.00	.04	.00
43	1.06	(274,24)	.00	1.06	.00	.06	.60	.00	.00	.29	.08	.00	.04	.00
44	1.05	(274,24)	.00	1.05	.00	.05	.61	.00	.00	.29	.06	.00	.04	.00
45	1.06	(274,24)	.00	1.06	.00	.05	.63	.00	.00	.29	.06	.00	.04	.00
46	1.04	(274,24)	.00	1.04	.00	.04	.63	.00	.00	.29	.05	.00	.04	.00
47	1.02	(274,24)	.00	1.02	.00	.04	.61	.00	.00	.29	.05	.00	.04	.00
48	1.01	(274,24)	.00	1.01	.00	.04	.60	.00	.00	.29	.05	.00	.04	.00
49	1.00	(274,24)	.00	1.00	.00	.04	.60	.00	.00	.29	.04	.00	.04	.00
50	1.05	(274,24)	.00	1.05	.00	.04	.64	.00	.00	.30	.04	.00	.04	.00
51	1.04	(274,24)	.00	1.04	.00	.04	.64	.00	.00	.30	.03	.00	.04	.00
52	1.04	(274,24)	.00	1.04	.00	.04	.64	.00	.00	.30	.03	.00	.04	.00
53	1.01	(274,24)	.00	1.01	.00	.03	.63	.00	.00	.30	.03	.00	.04	.00
54	1.02	(274,24)	.00	1.02	.00	.03	.64	.00	.00	.30	.03	.00	.04	.00
55	1.01	(274,24)	.00	1.01	.00	.01	.64	.00	.00	.30	.03	.00	.04	.00
56	1.00	(274,24)	.00	1.00	.00	.01	.60	.03	.01	.30	.03	.00	.03	.00
57	1.27	(44,20)	.00	1.27	.21	.56	.01	.00	.00	.03	.37	.06	.00	.03
58	1.20	(330,22)	.00	1.20	.20	.61	.00	.00	.00	.01	.35	.03	.00	.00
59	1.10	(23,20)	.00	1.10	.70	.00	.00	.00	.00	.00	.00	.40	.00	.00
60	1.08	(235,24)	.00	1.08	.41	.26	.00	.00	.00	.00	.26	.13	.00	.01

JOB: HSS FDR Air Quality No-Build/No Jets

RUN: FDR DRIVE BET E 67TH-75TH STS/NO JETS

LINK CONTRIBUTION TABLES

MAXIMUM 1-HOUR AVERAGED LINK CONTRIBUTIONS
IN PARTS PER MILLION (PPM)
INCLUDING AMBIENT BACKGROUND CONCENTRATIONS.

Rcptr No.	Total Conc	Ending Day Hr	Ambient Backgnd	Total Link	Link +1	Link +2	Link +3	Link +4	Link +5	Link +6	Link +7	Link +8	Link +9	Link +10
1	3.40	(44,19)	.00	3.40	.00	2.20	.10	.00	.00	.10	.90	.00	.00	.10
2	3.30	(44,19)	.00	3.30	.00	2.10	.10	.00	.00	.10	.90	.00	.00	.10
3	3.30	(44,19)	.00	3.30	.00	2.10	.10	.00	.00	.10	.90	.00	.00	.10
4	3.40	(44,19)	.00	3.40	.00	2.20	.10	.00	.00	.10	.90	.00	.00	.10
5	3.30	(44,19)	.00	3.30	.00	2.10	.10	.00	.00	.10	.90	.00	.00	.10
6	3.30	(44,19)	.00	3.30	.00	2.10	.10	.00	.00	.10	.90	.00	.00	.10
7	3.30	(44,19)	.00	3.30	.00	2.10	.10	.00	.00	.10	.90	.00	.00	.10
8	3.30	(44,19)	.00	3.30	.00	2.10	.10	.00	.00	.10	.90	.00	.00	.10
9	3.20	(44,19)	.00	3.20	.00	2.10	.10	.00	.00	.10	.80	.00	.00	.10
10	3.20	(44,19)	.00	3.20	.00	2.10	.10	.00	.00	.10	.80	.00	.00	.10
11	3.20	(44,19)	.00	3.20	.00	2.10	.10	.00	.00	.10	.80	.00	.00	.10
12	3.10	(44,19)	.00	3.10	.00	2.00	.10	.00	.00	.10	.80	.00	.00	.10
13	3.20	(44,19)	.00	3.20	.00	2.10	.10	.00	.00	.10	.80	.00	.00	.10
14	3.10	(44,19)	.00	3.10	.00	2.00	.10	.00	.10	.10	.80	.00	.00	.00
15	3.00	(44,19)	.00	3.00	.00	2.00	.10	.00	.10	.10	.70	.00	.00	.00
16	2.90	(44,19)	.00	2.90	.00	1.90	.10	.00	.10	.10	.70	.00	.00	.00
17	3.00	(44,19)	.00	3.00	.00	1.90	.10	.00	.10	.20	.70	.00	.00	.00
18	3.10	(44,19)	.00	3.10	.00	2.00	.10	.00	.10	.20	.70	.00	.00	.00
19	3.10	(319, 9)	.00	3.10	.10	2.00	.00	.00	.00	.00	.80	.10	.00	.10
20	3.10	(319, 9)	.00	3.10	.10	2.00	.00	.00	.00	.00	.80	.10	.00	.10
21	3.00	(319, 9)	.00	3.00	.00	2.00	.00	.00	.00	.00	.80	.10	.00	.10
22	3.00	(44,19)	.00	3.00	.00	1.80	.20	.10	.10	.20	.50	.00	.10	.00
23	3.00	(319, 9)	.00	3.00	.00	2.00	.00	.00	.00	.00	.80	.10	.00	.10
24	3.10	(319, 9)	.00	3.10	.00	2.00	.00	.00	.00	.00	.90	.10	.00	.10
25	3.10	(319, 9)	.00	3.10	.00	2.00	.00	.00	.00	.00	.90	.10	.00	.10
26	3.00	(319, 9)	.00	3.00	.00	2.00	.00	.00	.00	.00	.90	.00	.00	.10
27	3.10	(319, 9)	.00	3.10	.00	2.10	.00	.00	.00	.00	.90	.00	.00	.10
28	3.10	(319, 9)	.00	3.10	.00	2.10	.00	.00	.00	.00	.90	.00	.00	.10
29	3.00	(319, 9)	.00	3.00	.00	2.00	.00	.00	.00	.00	.90	.00	.00	.10
30	3.10	(319, 9)	.00	3.10	.00	2.10	.00	.00	.00	.00	.90	.00	.00	.10
31	3.10	(319, 9)	.00	3.10	.00	2.10	.00	.00	.00	.00	.90	.00	.00	.10
32	3.00	(319, 9)	.00	3.00	.00	2.00	.00	.00	.00	.00	.90	.00	.00	.10
33	2.80	(319, 9)	.00	2.80	.00	1.60	.20	.00	.00	.00	.90	.00	.00	.10
34	2.70	(319, 9)	.00	2.70	.00	1.30	.40	.00	.00	.00	.90	.00	.00	.10
35	2.50	(319, 9)	.00	2.50	.00	1.00	.50	.00	.00	.00	.90	.00	.00	.10
36	2.50	(319, 9)	.00	2.50	.00	.80	.70	.00	.00	.10	.80	.00	.00	.10
37	2.40	(319, 9)	.00	2.40	.00	.70	.80	.00	.00	.10	.70	.00	.00	.10
38	2.40	(319, 9)	.00	2.40	.00	.60	.80	.00	.00	.20	.70	.00	.00	.10
39	2.20	(319, 9)	.00	2.20	.00	.50	.80	.00	.00	.20	.60	.00	.00	.10

DATE : 7/21/ 8
TIME : 11:36:32

JOB: HSS FDR Air Quality No-Build/No Jets

RUN: FDR DRIVE BET E 67TH-75TH STS/NO JETS

LINK CONTRIBUTION TABLES

MAXIMUM 1-HOUR AVERAGED LINK CONTRIBUTIONS
IN PARTS PER MILLION (PPM)
INCLUDING AMBIENT BACKGROUND CONCENTRATIONS.

Rcptr No.	Total Conc	Ending Day Hr	Ambient Backgnd	Total Link	Link +1	Link +2	Link +3	Link +4	Link +5	Link +6	Link +7	Link +8	Link +9	Link +10
40	2.20	(319, 9)	.00	2.20	.00	.50	.90	.00	.00	.20	.50	.00	.00	.10
41	2.20	(319, 9)	.00	2.20	.00	.40	.90	.00	.00	.30	.50	.00	.00	.10
42	2.10	(319, 9)	.00	2.10	.00	.40	.90	.00	.00	.30	.40	.00	.00	.10
43	1.90	(319, 9)	.00	1.90	.00	.30	.90	.00	.00	.30	.40	.00	.00	.00
44	2.00	(319, 9)	.00	2.00	.00	.30	1.00	.00	.00	.30	.40	.00	.00	.00
45	1.90	(319, 9)	.00	1.90	.00	.30	1.00	.00	.00	.30	.30	.00	.00	.00
46	2.00	(319, 9)	.00	2.00	.00	.30	1.00	.00	.00	.40	.30	.00	.00	.00
47	2.00	(319, 9)	.00	2.00	.00	.20	1.00	.00	.00	.40	.30	.00	.10	.00
48	2.00	(319, 9)	.00	2.00	.00	.20	1.00	.00	.00	.40	.30	.00	.10	.00
49	2.00	(319, 9)	.00	2.00	.00	.20	1.00	.00	.00	.40	.30	.00	.10	.00
50	1.90	(319, 9)	.00	1.90	.00	.20	1.00	.00	.00	.40	.20	.00	.10	.00
51	1.90	(319, 9)	.00	1.90	.00	.20	1.00	.00	.00	.40	.20	.00	.10	.00
52	1.90	(319, 9)	.00	1.90	.00	.20	1.00	.00	.00	.40	.20	.00	.10	.00
53	1.90	(319, 9)	.00	1.90	.00	.20	1.00	.00	.00	.40	.20	.00	.10	.00
54	1.90	(319, 9)	.00	1.90	.00	.10	1.10	.00	.00	.40	.20	.00	.10	.00
55	1.90	(319, 9)	.00	1.90	.00	.10	1.10	.00	.00	.40	.20	.00	.10	.00
56	1.90	(319, 9)	.00	1.90	.00	.10	1.10	.00	.00	.40	.20	.00	.10	.00
57	3.10	(44,19)	.00	3.10	.20	1.80	.00	.00	.00	.10	.90	.00	.00	.10
58	2.90	(44,19)	.00	2.90	.40	1.40	.00	.00	.00	.10	.90	.00	.00	.10
59	2.80	(44,19)	.00	2.80	.50	1.20	.00	.00	.00	.10	.90	.00	.00	.10
60	2.80	(44,19)	.00	2.80	.60	1.00	.00	.00	.00	.10	.90	.10	.00	.10

SECOND HIGHEST 1-HOUR AVERAGED LINK CONTRIBUTIONS
IN PARTS PER MILLION (PPM)
INCLUDING AMBIENT BACKGROUND CONCENTRATIONS.

Rcptr No.	Total Conc	Ending Day Hr	Ambient Backgnd	Total Link	Link +1	Link +2	Link +3	Link +4	Link +5	Link +6	Link +7	Link +8	Link +9	Link +10
1	3.20	(44,20)	.00	3.20	.00	2.10	.10	.00	.00	.10	.80	.00	.00	.10
2	3.10	(44,20)	.00	3.10	.00	2.00	.10	.00	.00	.10	.80	.00	.00	.10
3	3.10	(44,20)	.00	3.10	.00	2.00	.10	.00	.00	.10	.80	.00	.00	.10
4	3.10	(44,20)	.00	3.10	.00	2.00	.10	.00	.00	.10	.80	.00	.00	.10
5	3.10	(44,20)	.00	3.10	.00	2.00	.10	.00	.00	.10	.80	.00	.00	.10
6	3.00	(44,20)	.00	3.00	.00	2.00	.10	.00	.00	.10	.70	.00	.00	.10
7	2.90	(44,20)	.00	2.90	.00	1.90	.10	.00	.00	.10	.70	.00	.00	.10
8	3.00	(44,20)	.00	3.00	.00	2.00	.10	.00	.00	.10	.70	.00	.00	.10
9	2.90	(44,20)	.00	2.90	.00	1.90	.10	.00	.00	.10	.70	.00	.00	.10
10	3.00	(44,20)	.00	3.00	.00	2.00	.10	.00	.00	.10	.70	.00	.00	.10

JOB: HSS FDR Air Quality No-Build/No Jets

RUN: FDR DRIVE BET E 67TH-75TH STS/NO JETS

LINK CONTRIBUTION TABLES

SECOND HIGHEST 1-HOUR AVERAGED LINK CONTRIBUTIONS
IN PARTS PER MILLION (PPM)
INCLUDING AMBIENT BACKGROUND CONCENTRATIONS.

Rcptr No.	Total Conc	Ending Day Hr	Ambient Backgnd	Total Link	Link +1	Link +2	Link +3	Link +4	Link +5	Link +6	Link +7	Link +8	Link +9	Link +10
11	2.90	(347, 8)	.00	2.90	.00	1.90	.10	.00	.10	.10	.70	.00	.00	.00
12	2.80	(44,20)	.00	2.80	.00	1.90	.10	.00	.00	.10	.70	.00	.00	.00
13	2.90	(347, 8)	.00	2.90	.00	1.90	.10	.10	.10	.10	.60	.00	.00	.00
14	2.80	(44,20)	.00	2.80	.00	1.90	.10	.00	.10	.10	.60	.00	.00	.00
15	2.90	(347, 8)	.00	2.90	.00	1.80	.10	.10	.10	.20	.60	.00	.00	.00
16	2.80	(319, 9)	.00	2.80	.10	1.90	.00	.00	.00	.00	.70	.10	.00	.00
17	2.80	(319, 9)	.00	2.80	.10	1.90	.00	.00	.00	.00	.70	.10	.00	.00
18	3.00	(319, 9)	.00	3.00	.10	2.00	.00	.00	.00	.00	.80	.10	.00	.00
19	3.00	(44,19)	.00	3.00	.00	1.90	.20	.00	.10	.20	.60	.00	.00	.00
20	3.00	(44,19)	.00	3.00	.00	1.90	.20	.00	.10	.20	.60	.00	.00	.00
21	2.80	(44,19)	.00	2.80	.00	1.80	.20	.00	.10	.20	.50	.00	.00	.00
22	3.00	(319, 9)	.00	3.00	.00	2.00	.00	.00	.00	.00	.80	.10	.00	.10
23	2.90	(44,19)	.00	2.90	.00	1.70	.20	.10	.10	.30	.40	.00	.10	.00
24	3.00	(44,19)	.00	3.00	.00	1.70	.30	.10	.10	.30	.40	.00	.10	.00
25	2.90	(261,20)	.00	2.90	.00	1.90	.00	.00	.00	.00	.90	.00	.00	.10
26	2.80	(44,19)	.00	2.80	.00	1.50	.40	.10	.10	.40	.20	.00	.10	.00
27	2.90	(261,20)	.00	2.90	.00	1.90	.00	.00	.00	.00	.90	.00	.00	.10
28	2.90	(261,20)	.00	2.90	.00	1.90	.00	.00	.00	.00	.90	.00	.00	.10
29	2.90	(261,20)	.00	2.90	.00	1.90	.00	.00	.00	.00	.90	.00	.00	.10
30	2.90	(261,20)	.00	2.90	.00	1.90	.00	.00	.00	.00	.90	.00	.00	.10
31	2.90	(261,20)	.00	2.90	.00	1.90	.00	.00	.00	.00	.90	.00	.00	.10
32	2.70	(261,20)	.00	2.70	.00	1.70	.00	.00	.00	.00	.90	.00	.00	.10
33	2.60	(261,20)	.00	2.60	.00	1.20	.40	.00	.00	.00	.90	.00	.00	.10
34	2.40	(264,10)	.00	2.40	.00	1.10	.30	.00	.00	.00	.90	.00	.00	.10
35	2.30	(264,10)	.00	2.30	.00	.90	.40	.00	.00	.00	.90	.00	.00	.10
36	2.20	(264,10)	.00	2.20	.00	.70	.50	.00	.00	.10	.80	.00	.00	.10
37	2.10	(264,10)	.00	2.10	.00	.60	.60	.00	.00	.10	.70	.00	.00	.10
38	2.00	(264,10)	.00	2.00	.00	.50	.60	.00	.00	.10	.70	.00	.00	.10
39	2.10	(264,10)	.00	2.10	.00	.50	.70	.00	.00	.20	.60	.00	.00	.10
40	2.00	(264,10)	.00	2.00	.00	.40	.70	.00	.00	.20	.60	.00	.00	.10
41	1.90	(264,10)	.00	1.90	.00	.40	.70	.00	.00	.20	.50	.00	.00	.10
42	1.80	(264,10)	.00	1.80	.00	.30	.70	.00	.00	.20	.50	.00	.00	.10
43	1.80	(264,10)	.00	1.80	.00	.30	.80	.00	.00	.30	.40	.00	.00	.00
44	1.80	(264,10)	.00	1.80	.00	.30	.80	.00	.00	.30	.40	.00	.00	.00
45	1.80	(264,10)	.00	1.80	.00	.30	.80	.00	.00	.30	.40	.00	.00	.00
46	1.70	(44,19)	.00	1.70	.00	.00	.90	.20	.30	.30	.00	.00	.00	.00
47	1.70	(44,19)	.00	1.70	.00	.00	.90	.30	.30	.20	.00	.00	.00	.00
48	1.70	(44,19)	.00	1.70	.00	.00	.90	.30	.30	.20	.00	.00	.00	.00
49	1.70	(44,19)	.00	1.70	.00	.00	.80	.30	.40	.20	.00	.00	.00	.00

DATE : 7/21/ 8
TIME : 11:36:32

JOB: HSS FDR Air Quality No-Build/No Jets

RUN: FDR DRIVE BET E 67TH-75TH STS/NO JETS

LINK CONTRIBUTION TABLES

SECOND HIGHEST 1-HOUR AVERAGED LINK CONTRIBUTIONS
IN PARTS PER MILLION (PPM)
INCLUDING AMBIENT BACKGROUND CONCENTRATIONS.

Rcptr No.	Total Conc	Ending Day Hr	Ambient Backgnd	Total Link	Link +1	Link +2	Link +3	Link +4	Link +5	Link +6	Link +7	Link +8	Link +9	Link +10
50	1.80	(264,10)	.00	1.80	.00	.20	.90	.00	.00	.40	.30	.00	.00	.00
51	1.70	(261,20)	.00	1.70	.00	.00	1.00	.00	.00	.50	.10	.00	.10	.00
52	1.70	(264,10)	.00	1.70	.00	.20	.90	.00	.00	.40	.20	.00	.00	.00
53	1.70	(264,10)	.00	1.70	.00	.20	.90	.00	.00	.40	.20	.00	.00	.00
54	1.70	(264,10)	.00	1.70	.00	.10	.90	.00	.00	.40	.20	.00	.10	.00
55	1.70	(264,10)	.00	1.70	.00	.10	.90	.00	.00	.40	.20	.00	.10	.00
56	1.70	(264,10)	.00	1.70	.00	.10	.90	.00	.00	.40	.20	.00	.10	.00
57	3.00	(347, 8)	.00	3.00	.10	1.80	.10	.00	.00	.10	.80	.00	.00	.10
58	2.90	(347, 8)	.00	2.90	.30	1.50	.10	.00	.00	.10	.80	.00	.00	.10
59	2.70	(44,20)	.00	2.70	.50	1.10	.10	.00	.00	.10	.80	.00	.00	.10
60	2.60	(347, 8)	.00	2.60	.50	1.00	.10	.00	.00	.10	.80	.00	.00	.10

JOB: HSS FDR Air Quality No-Build/No Jets

RUN: FDR DRIVE BET E 67TH-75TH STS/NO JETS

CALM DURATION FREQUENCY

Hours of Consecutive Calm Winds	Frequency of Occurrence	(Julian day/hour ending) of Significant Occurrences
1	74	(5, 5)(8, 2)(14,10)(22,15)(23,13)(23,20)(24, 6)(24, 9)(25, 3)(26,13) (29,11)(33, 2)(39,22)(40,15)(61, 8)(62,14)(72,16)(72,18)(72,24)(74,17) (75, 3)(76,14)(87,22)(90,12)(92, 4)(92,10)(95, 3)(99,10)(99,22)(100, 5) (106,12)(110,21)(111,21)(113, 4)(119,11)(119,14)(120, 4)(121,14)(122,10)(125,16) (129, 7)(130, 1)(132, 7)(162, 1)(163, 1)(166, 1)(176, 1)(188, 7)(190, 1)(212, 1) (217, 1)(217, 7)(223, 1)(225, 7)(228, 1)(228, 7)(235, 1)(238, 7)(246, 1)(252, 7) (286, 1)(292, 1)(312, 7)(314, 1)(338,13)(339, 7)(339,13)(341, 7)(344, 1)(344,13) (348, 7)(354, 1)(357, 7)(358, 7)
2	9	(14, 8)(25, 1)(61,23)(74,24)(98,24)(99, 8)(105, 2)(115,24)(123, 6)
4	3	(14,16)(31, 8)(55,18)
5	2	(67, 6)(105, 9)
10	1	(304,17)

Program terminated normally

DATE : 7/21/ 8
TIME : 12:27:47

JOB: HSS FDR Air Quality No-Build/No Jets

RUN: FDR DRIVE BET E 67TH-75TH STS/NO JETS

General Information

Run start date: 1/ 1/ 2 Julian: 1
end date: 12/31/ 2 Julian: 365

A Tier 2 approach was used for input data preparation.

The MODE flag has been set to C for calculating CO averages.

Ambient background concentrations are included in the averages below.

Site & Meteorological Constants

VS = .0 CM/S VD = .0 CM/S Z0 = 175. CM ATIM = 60.

Met. Sfc. Sta. Id & Yr = 72503 2002
Upper Air Sta. Id & Yr = 94703 2002

CAUTION: The input years for the Run and Meteorological data differ. The respective values are: 2 and 2002.

Urban mixing heights were processed.

In 2002, Julian day 1 is a Tuesday.

The patterns from the input file have been assigned as follows:

Pattern # 1 is assigned to Monday.
Pattern # 1 is assigned to Tuesday.
Pattern # 1 is assigned to Wednesday.
Pattern # 1 is assigned to Thursday.
Pattern # 1 is assigned to Friday.
Pattern # 1 is assigned to Saturday.
Pattern # 1 is assigned to Sunday.

Link Data Constants - (Variable data in *.LNK file)

LINK DESCRIPTION	LINK COORDINATES (FT) X1	Y1	X2	Y2	LENGTH (FT)	BRG (DEG)	TYPE	H (FT)	W (FT)	NLANES
1. FDR N/B 67th-68th St*	-132.0	-225.0	15.0	-10.0	260.	34.	AG	.0	36.0	
2. FDR N/B 68th-71st St*	15.0	-10.0	438.0	608.0	749.	34.	AG	.0	36.0	
3. FDR N/B 71st-73rd St*	438.0	608.0	773.0	1098.0	594.	34.	AG	.0	36.0	
4. FDR N/B 73rd-75th St*	773.0	1098.0	1056.0	1625.0	598.	28.	AG	.0	36.0	
5. FDR S/B 75th-73rd St*	743.0	1118.0	1026.0	1645.0	598.	28.	AG	.0	36.0	
6. FDR S/B 73rd-71st St*	408.0	628.0	743.0	1118.0	594.	34.	AG	.0	36.0	

DATE : 7/21/ 8
TIME : 12:27:47

JOB: HSS FDR Air Quality No-Build/No Jets

RUN: FDR DRIVE BET E 67TH-75TH STS/NO JETS

Link Data Constants - (Variable data in *.LNK file)

LINK DESCRIPTION	LINK COORDINATES (FT) X1	Y1	X2	Y2	LENGTH (FT)	BRG (DEG)	TYPE	H (FT)	W (FT)	NLANES
7. FDR S/B 71st-68th St	-15.0	10.0	408.0	628.0	749.	34.	AG	.0	36.0	
8. FDR S/B 68th-67th St	-162.0	-205.0	-15.0	10.0	260.	34.	AG	.0	36.0	
9. FDR Service Rd 73-71	385.0	644.0	720.0	1134.0	594.	34.	AG	.0	32.0	
10. FDR Service Rd 68-71	-38.0	26.0	385.0	644.0	749.	34.	AG	.0	32.0	

Receptor Data

RECEPTOR	COORDINATES (FT) X	Y	Z
1. RECEPTOR 1	34.0	-23.0	6.0
2. RECEPTOR 2	48.0	-4.0	6.0
3. RECEPTOR 3	62.0	17.0	6.0
4. RECEPTOR 4	75.0	37.0	6.0
5. RECEPTOR 5	89.0	57.0	6.0
6. RECEPTOR 6	103.0	77.0	6.0
7. RECEPTOR 7	117.0	97.0	6.0
8. RECEPTOR 8	130.0	117.0	6.0
9. RECEPTOR 9	144.0	137.0	6.0
10. RECEPTOR 10	158.0	158.0	6.0
11. RECEPTOR 11	172.0	178.0	6.0
12. RECEPTOR 12	186.0	198.0	6.0
13. RECEPTOR 13	199.0	218.0	6.0
14. RECEPTOR 14	213.0	238.0	6.0
15. RECEPTOR 15	227.0	258.0	6.0
16. RECEPTOR 16	241.0	278.0	6.0
17. RECEPTOR 17	255.0	299.0	6.0
18. RECEPTOR 18	268.0	319.0	6.0
19. RECEPTOR 19	282.0	339.0	6.0
20. RECEPTOR 20	296.0	359.0	6.0
21. RECEPTOR 21	310.0	379.0	6.0
22. RECEPTOR 22	323.0	399.0	6.0
23. RECEPTOR 23	337.0	419.0	6.0
24. RECEPTOR 24	351.0	440.0	6.0
25. RECEPTOR 25	365.0	460.0	6.0
26. RECEPTOR 26	379.0	480.0	6.0
27. RECEPTOR 27	392.0	500.0	6.0
28. RECEPTOR 28	406.0	520.0	6.0
29. RECEPTOR 29	420.0	540.0	6.0
30. RECEPTOR 30	434.0	561.0	6.0

JOB: HSS FDR Air Quality No-Build/No Jets

RUN: FDR DRIVE BET E 67TH-75TH STS/NO JETS

Receptor Data

RECEPTOR	COORDINATES (FT) X	Y	Z
31. RECEPTOR 31	447.0	581.0	6.0
32. RECEPTOR 32	461.0	601.0	6.0
33. RECEPTOR 33	475.0	621.0	6.0
34. RECEPTOR 34	489.0	641.0	6.0
35. RECEPTOR 35	503.0	661.0	6.0
36. RECEPTOR 36	516.0	681.0	6.0
37. RECEPTOR 37	530.0	702.0	6.0
38. RECEPTOR 38	544.0	722.0	6.0
39. RECEPTOR 39	558.0	742.0	6.0
40. RECEPTOR 40	571.0	762.0	6.0
41. RECEPTOR 41	585.0	782.0	6.0
42. RECEPTOR 42	599.0	802.0	6.0
43. RECEPTOR 43	613.0	822.0	6.0
44. RECEPTOR 44	627.0	843.0	6.0
45. RECEPTOR 45	640.0	863.0	6.0
46. RECEPTOR 46	654.0	883.0	6.0
47. RECEPTOR 47	668.0	903.0	6.0
48. RECEPTOR 48	682.0	923.0	6.0
49. RECEPTOR 49	696.0	943.0	6.0
50. RECEPTOR 50	709.0	964.0	6.0
51. RECEPTOR 51	723.0	984.0	6.0
52. RECEPTOR 52	737.0	1004.0	6.0
53. RECEPTOR 53	751.0	1024.0	6.0
54. RECEPTOR 54	764.0	1044.0	6.0
55. RECEPTOR 55	778.0	1064.0	6.0
56. RECEPTOR 56	792.0	1084.0	6.0
57. RECEPTOR 57	20.0	-44.0	6.0
58. RECEPTOR 58	6.0	-64.0	6.0
59. RECEPTOR 59	-7.0	-84.0	6.0
60. RECEPTOR 60	-21.0	-104.0	6.0

DATE : 7/21/ 8
TIME : 12:27:47

JOB: HSS FDR Air Quality No-Build/No Jets

RUN: FDR DRIVE BET E 67TH-75TH STS/NO JETS

Model Results

Remarks : In search of the wind direction corresponding to the maximum concentration, only the first direction, of the directions with the same maximum concentrations, is indicated as the maximum.

* MAXIMUM HOURLY CONCENTRATIONS WITH ANY AMBIENT BACKGROUND CONCENTRATIONS (BKG) ADDED

(PPM)

	REC1	REC2	REC3	REC4	REC5	REC6	REC7	REC8	REC9	REC10
MAX+BKG	3.0	3.1	3.1	3.1	3.1	3.1	3.1	3.1	3.1	3.1
- BKG	.0	.0	.0	.0	.0	.0	.0	.0	.0	.0
MAX	3.0	3.1	3.1	3.1	3.1	3.1	3.1	3.1	3.1	3.1
WIND DIR	352	352	352	352	352	352	352	352	352	352
JULIAN	192	192	192	192	192	192	192	192	192	192
HOUR	16	16	16	16	16	16	16	16	16	16

	REC11	REC12	REC13	REC14	REC15	REC16	REC17	REC18	REC19	REC20
MAX+BKG	3.2	3.1	3.1	3.2	3.2	3.2	3.1	3.2	3.2	3.2
- BKG	.0	.0	.0	.0	.0	.0	.0	.0	.0	.0
MAX	3.2	3.1	3.1	3.2	3.2	3.2	3.1	3.2	3.2	3.2
WIND DIR	237	237	237	237	237	237	237	237	237	237
JULIAN	21	21	21	21	21	21	21	21	21	21
HOUR	8	8	8	8	8	8	8	8	8	8

	REC21	REC22	REC23	REC24	REC25	REC26	REC27	REC28	REC29	REC30
MAX+BKG	3.2	3.3	3.3	3.3	3.3	3.3	3.3	3.3	3.3	3.3
- BKG	.0	.0	.0	.0	.0	.0	.0	.0	.0	.0
MAX	3.2	3.3	3.3	3.3	3.3	3.3	3.3	3.3	3.3	3.3
WIND DIR	237	237	237	237	237	237	237	237	237	237
JULIAN	21	21	21	21	21	21	21	21	21	21
HOUR	8	8	8	8	8	8	8	8	8	8

	REC31	REC32	REC33	REC34	REC35	REC36	REC37	REC38	REC39	REC40
MAX+BKG	3.3	3.1	3.0	2.7	2.5	2.5	2.4	2.4	2.3	2.2
- BKG	.0	.0	.0	.0	.0	.0	.0	.0	.0	.0
MAX	3.3	3.1	3.0	2.7	2.5	2.5	2.4	2.4	2.3	2.2
WIND DIR	237	237	237	226	237	226	226	226	224	224
JULIAN	21	21	21	225	21	225	225	225	208	208
HOUR	8	8	8	7	8	7	7	7	20	20

JOB: HSS FDR Air Quality No-Build/No Jets

RUN: FDR DRIVE BET E 67TH-75TH STS/NO JETS

* MAXIMUM HOURLY CONCENTRATIONS WITH ANY AMBIENT BACKGROUND CONCENTRATIONS (BKG) ADDED
(PPM)

	REC41	REC42	REC43	REC44	REC45	REC46	REC47	REC48	REC49	REC50
MAX+BKG	2.2	2.1	1.9	1.9	2.0	1.9	1.9	1.9	1.8	1.9
- BKG	.0	.0	.0	.0	.0	.0	.0	.0	.0	.0
MAX	2.2	2.1	1.9	1.9	2.0	1.9	1.9	1.9	1.8	1.9
WIND DIR	224	226	237	237	237	237	237	237	237	237
JULIAN	208	225	21	21	21	21	21	21	21	21
HOUR	20	7	8	8	8	8	8	8	8	8

	REC51	REC52	REC53	REC54	REC55	REC56	REC57	REC58	REC59	REC60
MAX+BKG	1.9	1.8	1.8	1.9	1.9	1.9	2.7	2.6	2.4	2.3
- BKG	.0	.0	.0	.0	.0	.0	.0	.0	.0	.0
MAX	1.9	1.8	1.8	1.9	1.9	1.9	2.7	2.6	2.4	2.3
WIND DIR	237	237	237	237	237	237	21	28	28	21
JULIAN	21	21	21	21	21	21	307	116	116	307
HOUR	8	8	8	8	8	8	21	21	21	21

THE HIGHEST CONCENTRATION OF 3.30 PPM OCCURRED AT RECEPTOR REC22.

DATE : 7/21/ 8
TIME : 12:41:36

JOB: HSS FDR Air Quality No-Build/No Jets

RUN: FDR DRIVE BET E 67TH-75TH STS/NO JETS

==========
Output Section
==========

NOTES PERTAINING TO THE REPORT

1. THE HIGHEST AVERAGE IN EACH OF THE FIRST TWO COLUMNS OF EACH TABLE BELOW ARE SUFFIXED BY AN ASTERISK (*). FOR PM OUTPUT, THERE IS ONLY ONE COLUMN AND ASTERISK FOR THE ANNUAL AVERAGE/PERIOD OF CONCERN TABLE.

2. THE NUMBERS IN PARENTHESES ARE THE JULIAN DAY AND ENDING HOUR FOR THE PRECEDING AVERAGE.

3. THE NUMBER OF CALM HOURS USED IN PRODUCING EACH AVERAGE ARE PREFIXED BY A C.

PRIMARY AVERAGES.

MAXIMUM 8-HOUR RUNNING NONOVERLAPPING AVERAGE CONCENTRATIONS
IN PARTS PER MILLION (PPM),
INCLUDING AMBIENT BACKGROUND CONCENTRATIONS.

Receptor Number	Highest Conc	Highest Ending Day Hr	Highest Calm	Second highest Conc	Second highest Ending Day Hr	Second highest Calm
1	1.60	(304,19)	C 2	1.53	(267,23)	C 0
2	1.65	(304,19)	C 2	1.54	(267,22)	C 0
3	1.68	(304,19)	C 2	1.56	(297,15)	C 1
4	1.70	(304,19)	C 2	1.56	(297,15)	C 1
5	1.70	(304,19)	C 2	1.56	(297,15)	C 1
6	1.68	(304,19)	C 2	1.56	(297,15)	C 1
7	1.68	(304,19)	C 2	1.54	(297,15)	C 1
8	1.70*	(304,19)	C 2	1.56	(297,15)	C 1
9	1.68	(304,19)	C 2	1.56	(297,15)	C 1
10	1.68	(304,19)	C 2	1.56	(297,15)	C 1
11	1.68	(304,19)	C 2	1.56	(297,15)	C 1
12	1.67	(304,21)	C 2	1.51	(297,15)	C 1
13	1.70	(304,21)	C 2	1.58	(352,24)	C 2
14	1.68	(304,21)	C 2	1.57	(352,24)	C 2
15	1.67	(304,21)	C 2	1.55	(352,24)	C 2
16	1.65	(304,21)	C 2	1.55	(352,24)	C 2
17	1.67	(304,21)	C 2	1.53	(352,24)	C 2
18	1.68	(304,21)	C 2	1.55	(352,24)	C 2
19	1.67	(304,21)	C 2	1.53	(352,24)	C 2
20	1.62	(304,21)	C 2	1.55	(352,24)	C 2
21	1.58	(304,21)	C 2	1.55	(352,24)	C 2
22	1.67	(304,21)	C 2	1.62	(352,24)	C 2
23	1.63	(304,21)	C 2	1.62	(352,24)	C 2
24	1.65	(352,24)	C 2	1.65*	(304,21)	C 2

JOB: HSS FDR Air Quality No-Build/No Jets RUN: FDR DRIVE BET E 67TH-75TH STS/NO JETS

MAXIMUM 8-HOUR RUNNING NONOVERLAPPING AVERAGE CONCENTRATIONS
IN PARTS PER MILLION (PPM),
INCLUDING AMBIENT BACKGROUND CONCENTRATIONS.

Receptor Number	Highest Conc	Highest Ending Day Hr	Highest Calm	Second highest Conc	Second highest Ending Day Hr	Second highest Calm
25	1.65	(352,24)	C 2	1.58	(304,21)	C 2
26	1.65	(352,24)	C 2	1.53	(304,21)	C 2
27	1.68	(352,24)	C 2	1.58	(304,21)	C 2
28	1.68	(352,24)	C 2	1.55	(304,21)	C 2
29	1.67	(352,24)	C 2	1.50	(304,21)	C 2
30	1.65	(352,24)	C 2	1.46	(27,13)	C 0
31	1.63	(352,24)	C 2	1.50	(27,13)	C 0
32	1.50	(352,24)	C 2	1.44	(27,13)	C 0
33	1.38	(352,24)	C 2	1.34	(27,13)	C 0
34	1.28	(352,24)	C 2	1.24	(27,13)	C 0
35	1.22	(352,24)	C 2	1.15	(27,13)	C 0
36	1.18	(352,24)	C 2	1.11	(27,13)	C 0
37	1.17	(352,24)	C 2	1.09	(27,13)	C 0
38	1.12	(352,24)	C 2	1.05	(27,13)	C 0
39	1.05	(352,24)	C 2	1.00	(27,13)	C 0
40	1.05	(352,24)	C 2	.98	(304,21)	C 2
41	1.03	(352,24)	C 2	1.00	(304,21)	C 2
42	1.00	(304,21)	C 2	.98	(352,24)	C 2
43	.97	(352,24)	C 2	.93	(304,21)	C 2
44	1.02	(352,24)	C 2	.92	(319,23)	C 0
45	1.03	(352,24)	C 2	.98	(304,21)	C 2
46	1.02	(352,24)	C 2	.98	(304,21)	C 2
47	.97	(352,24)	C 2	.95	(304,21)	C 2
48	.95	(352,24)	C 2	.92	(304,21)	C 2
49	.95	(352,24)	C 2	.90	(304,21)	C 2
50	.98	(352,24)	C 2	.92	(304,21)	C 2
51	.98	(352,24)	C 2	.90	(27,13)	C 0
52	.98	(352,24)	C 2	.90	(304,21)	C 2
53	.98	(352,24)	C 2	.93	(304,21)	C 2
54	.98	(352,24)	C 2	.97	(304,21)	C 2
55	.98	(352,24)	C 2	.95	(304,21)	C 2
56	.98	(352,24)	C 2	.87	(304,21)	C 2
57	1.41	(267,23)	C 0	1.40	(304,19)	C 2
58	1.33	(267,23)	C 0	1.30	(243, 1)	C 1
59	1.21	(267,23)	C 0	1.19	(243, 1)	C 1
60	1.16	(267,23)	C 0	1.14	(243, 1)	C 1

FIVE HIGHEST 1-HOUR END-TO-END AVERAGE CONCENTRATIONS IN PARTS PER MILLION
INCLUDING AMBIENT BACKGROUND CONCENTRATIONS.

Rcptr No.	Highest Conc	Highest Ending Day Hr	Highest Calm	Second Highest Conc	Second Highest Ending Day Hr	Second Highest Calm	Third Highest Conc	Third Highest Ending Day Hr	Third Highest Calm	Fourth Highest Conc	Fourth Highest Ending Day Hr	Fourth Highest Calm	Fifth Highest Conc	Fifth Highest Ending Day Hr	Fifth Highest Calm
1	3.00	(192,16)	C 0	3.00	(304,18)	C 0	2.90	(307,21)	C 0	2.70	(116,21)	C 0	2.70	(249,17)	C 0

DATE : 7/21/ 8
TIME : 12:41:36

JOB: HSS FDR Air Quality No-Build/No Jets

RUN: FDR DRIVE BET E 67TH-75TH STS/NO JETS

FIVE HIGHEST 1-HOUR END-TO-END AVERAGE CONCENTRATIONS IN PARTS PER MILLION
INCLUDING AMBIENT BACKGROUND CONCENTRATIONS.

Rcptr	Highest			Second Highest			Third Highest			Fourth Highest			Fifth Highest		
No.	Conc	Ending Day Hr	Calm	Conc	Ending Day Hr	Calm	Conc	Ending Day Hr	Calm	Conc	Ending Day Hr	Calm	Conc	Ending Day Hr	Calm
2	3.10	(192,16)	C 0	3.00	(304,18)	C 0	2.80	(307,21)	C 0	2.70	(116,21)	C 0	2.70	(252, 8)	C 0
3	3.10	(192,16)	C 0	3.00	(304,18)	C 0	2.80	(307,21)	C 0	2.70	(116,21)	C 0	2.70	(252, 8)	C 0
4	3.10	(192,16)	C 0	3.00	(304,18)	C 0	2.80	(307,21)	C 0	2.70	(116,21)	C 0	2.70	(252, 8)	C 0
5	3.10	(192,16)	C 0	3.00	(304,18)	C 0	2.80	(307,21)	C 0	2.70	(116,21)	C 0	2.70	(252, 8)	C 0
6	3.10	(192,16)	C 0	3.00	(304,18)	C 0	2.80	(307,21)	C 0	2.70	(21, 8)	C 0	2.70	(252, 8)	C 0
7	3.10	(192,16)	C 0	3.00	(304,18)	C 0	2.80	(307,21)	C 0	2.70	(21, 8)	C 0	2.70	(252, 8)	C 0
8	3.10	(192,16)	C 0	3.00	(304,18)	C 0	2.90	(21, 8)	C 0	2.90	(307,21)	C 0	2.70	(24,17)	C 0
9	3.10	(192,16)	C 0	3.00	(21, 8)	C 0	3.00	(304,18)	C 0	2.90	(307,21)	C 0	2.70	(24,17)	C 0
10	3.10	(192,16)	C 0	3.00	(304,18)	C 0	2.90	(21, 8)	C 0	2.90	(307,21)	C 0	2.70	(24,17)	C 0
11	3.20	(21, 8)	C 0	3.10*	(192,16)	C 0	3.00	(304,18)	C 0	2.90	(307,21)	C 0	2.70	(24,17)	C 0
12	3.10	(21, 8)	C 0	3.00	(192,16)	C 0	3.00	(304,18)	C 0	2.80	(307,21)	C 0	2.70	(24,17)	C 0
13	3.10	(21, 8)	C 0	3.10	(192,16)	C 0	3.00	(304,18)	C 0	2.90	(307,21)	C 0	2.70	(24,17)	C 0
14	3.20	(21, 8)	C 0	3.10	(192,16)	C 0	3.00	(304,18)	C 0	2.80	(307,21)	C 0	2.70	(24,17)	C 0
15	3.20	(21, 8)	C 0	3.00	(304,18)	C 0	2.90	(192,16)	C 0	2.70	(24,17)	C 0	2.70	(47,10)	C 0
16	3.20	(21, 8)	C 0	3.00	(304,18)	C 0	2.90	(192,16)	C 0	2.70	(47,10)	C 0	2.70	(225, 7)	C 0
17	3.10	(21, 8)	C 0	3.00	(304,18)	C 0	2.90	(192,16)	C 0	2.80	(225, 7)	C 0	2.80	(47,10)	C 0
18	3.20	(21, 8)	C 0	3.00	(304,18)	C 0	2.90	(192,16)	C 0	2.90	(225, 7)	C 0	2.80	(47,10)	C 0
19	3.20	(21, 8)	C 0	3.00	(304,18)	C 0	3.00	(225, 7)	C 0	2.90	(192,16)	C 0	2.80	(208,20)	C 0
20	3.20	(21, 8)	C 0	3.00	(225, 7)	C 0	2.90	(192,16)	C 0	2.90	(304,18)	C 0	2.80	(208,20)	C 0
21	3.20	(21, 8)	C 0	3.10	(192,16)	C 0	2.90	(225, 7)	C 0	2.80	(47,10)	C 0	2.80	(208,20)	C 0
22	3.30*	(21, 8)	C 0	3.10	(192,16)	C 0	3.00	(208,20)	C 0	3.00	(225, 7)	C 0	2.90	(304,18)	C 0
23	3.30	(21, 8)	C 0	3.10	(192,16)	C 0	3.00	(225, 7)	C 0	2.90	(208,20)	C 0	2.90	(304,18)	C 0
24	3.30	(21, 8)	C 0	3.00	(192,16)	C 0	3.00	(225, 7)	C 0	2.90	(208,20)	C 0	2.80	(47,10)	C 0
25	3.30	(21, 8)	C 0	3.00	(208,20)	C 0	3.00	(225, 7)	C 0	2.90	(192,16)	C 0	2.80	(47,10)	C 0
26	3.30	(21, 8)	C 0	3.00	(208,20)	C 0	3.00	(225, 7)	C 0	2.80	(47,10)	C 0	2.80	(192,16)	C 0
27	3.30	(21, 8)	C 0	3.00	(225, 7)	C 0	2.90	(208,20)	C 0	2.80	(47,10)	C 0	2.70	(24,17)	C 0
28	3.30	(21, 8)	C 0	3.00	(225, 7)	C 0	2.90	(208,20)	C 0	2.80	(47,10)	C 0	2.70	(24,17)	C 0
29	3.30	(21, 8)	C 0	3.00	(225, 7)	C 0	2.90	(208,20)	C 0	2.80	(47,10)	C 0	2.70	(24,17)	C 0
30	3.30	(21, 8)	C 0	3.10	(225, 7)	C 0	3.00	(208,20)	C 0	2.80	(47,10)	C 0	2.70	(24,17)	C 0
31	3.30	(21, 8)	C 0	3.10	(225, 7)	C 0	3.00	(208,20)	C 0	2.90	(47,10)	C 0	2.80	(251,22)	C 0
32	3.10	(21, 8)	C 0	3.00	(225, 7)	C 0	2.90	(208,20)	C 0	2.70	(27, 8)	C 0	2.70	(47,10)	C 0
33	3.00	(21, 8)	C 0	2.80	(225, 7)	C 0	2.70	(208,20)	C 0	2.60	(47,10)	C 0	2.50	(27, 8)	C 0
34	2.70	(225, 7)	C 0	2.60	(21, 8)	C 0	2.60	(208,20)	C 0	2.50	(47,10)	C 0	2.30	(27, 8)	C 0
35	2.50	(21, 8)	C 0	2.50	(208,20)	C 0	2.50	(225, 7)	C 0	2.30	(47,10)	C 0	2.20	(27, 8)	C 0
36	2.50	(225, 7)	C 0	2.40	(21, 8)	C 0	2.40	(208,20)	C 0	2.20	(47,10)	C 0	2.10	(27, 8)	C 0
37	2.40	(225, 7)	C 0	2.30	(208,20)	C 0	2.30	(21, 8)	C 0	2.00	(27, 8)	C 0	2.00	(29, 8)	C 0
38	2.40	(225, 7)	C 0	2.20	(208,20)	C 0	2.20	(21, 8)	C 0	2.00	(47,10)	C 0	1.90	(27, 8)	C 0
39	2.30	(208,20)	C 0	2.20	(225, 7)	C 0	2.00	(21, 8)	C 0	2.00	(47,10)	C 0	1.90	(353,18)	C 0
40	2.20	(208,20)	C 0	2.10	(225, 7)	C 0	1.90	(21, 8)	C 0	1.80	(29, 8)	C 0	1.80	(47,10)	C 0
41	2.20	(208,20)	C 0	2.20	(225, 7)	C 0	1.90	(21, 8)	C 0	1.80	(27, 8)	C 0	1.80	(60,23)	C 0
42	2.10	(225, 7)	C 0	2.00	(208,20)	C 0	1.90	(21, 8)	C 0	1.70	(47,10)	C 0	1.70	(353,18)	C 0

JOB: HSS FDR Air Quality No-Build/No Jets

RUN: FDR DRIVE BET E 67TH-75TH STS/NO JETS

FIVE HIGHEST 1-HOUR END-TO-END AVERAGE CONCENTRATIONS IN PARTS PER MILLION
INCLUDING AMBIENT BACKGROUND CONCENTRATIONS.

Rcptr	Highest			Second Highest			Third Highest			Fourth Highest			Fifth Highest		
		Ending			Ending			Ending			Ending			Ending	
No.	Conc	Day Hr	Calm	Conc	Day Hr	Calm	Conc	Day Hr	Calm	Conc	Day Hr	Calm	Conc	Day Hr	Calm
43	1.90	(21, 8)	C 0	1.90	(208,20)	C 0	1.90	(225, 7)	C 0	1.70	(29, 8)	C 0	1.70	(192,16)	C 0
44	1.90	(21, 8)	C 0	1.90	(208,20)	C 0	1.90	(225, 7)	C 0	1.70	(192,16)	C 0	1.70	(353,18)	C 0
45	2.00	(21, 8)	C 0	2.00	(225, 7)	C 0	1.90	(208,20)	C 0	1.80	(192,16)	C 0	1.70	(29, 8)	C 0
46	1.90	(21, 8)	C 0	1.90	(208,20)	C 0	1.80	(47,10)	C 0	1.80	(192,16)	C 0	1.80	(225, 7)	C 0
47	1.90	(21, 8)	C 0	1.90	(208,20)	C 0	1.80	(47,10)	C 0	1.80	(225, 7)	C 0	1.70	(192,16)	C 0
48	1.90	(21, 8)	C 0	1.90	(208,20)	C 0	1.80	(47,10)	C 0	1.80	(225, 7)	C 0	1.70	(192,16)	C 0
49	1.80	(21, 8)	C 0	1.80	(208,20)	C 0	1.80	(225, 7)	C 0	1.70	(47,10)	C 0	1.60	(307,21)	C 0
50	1.90	(21, 8)	C 0	1.90	(225, 7)	C 0	1.70	(47,10)	C 0	1.70	(208,20)	C 0	1.70	(353,18)	C 0
51	1.90	(21, 8)	C 0	1.80	(208,20)	C 0	1.80	(225, 7)	C 0	1.70	(47,10)	C 0	1.60	(29, 8)	C 0
52	1.80	(21, 8)	C 0	1.80	(208,20)	C 0	1.80	(225, 7)	C 0	1.80	(304,18)	C 0	1.70	(47,10)	C 0
53	1.80	(21, 8)	C 0	1.80	(208,20)	C 0	1.80	(225, 7)	C 0	1.80	(304,18)	C 0	1.70	(47,10)	C 0
54	1.90	(21, 8)	C 0	1.90	(208,20)	C 0	1.80	(225, 7)	C 0	1.80	(304,18)	C 0	1.60	(27, 8)	C 0
55	1.90	(21, 8)	C 0	1.90	(208,20)	C 0	1.80	(225, 7)	C 0	1.80	(304,18)	C 0	1.70	(192,16)	C 0
56	1.90	(21, 8)	C 0	1.90	(208,20)	C 0	1.80	(225, 7)	C 0	1.60	(27, 8)	C 0	1.60	(29, 8)	C 0
57	2.70	(307,21)	C 0	2.70	(304,18)	C 0	2.60	(192,16)	C 0	2.50	(116,21)	C 0	2.40	(297,19)	C 0
58	2.60	(116,21)	C 0	2.50	(307,21)	C 0	2.50	(304,18)	C 0	2.30	(297,19)	C 0	2.20	(249,17)	C 0
59	2.40	(116,21)	C 0	2.30	(307,21)	C 0	2.20	(297,19)	C 0	2.20	(304,18)	C 0	2.10	(249,17)	C 0
60	2.30	(307,21)	C 0	2.20	(297,19)	C 0	2.20	(116,21)	C 0	2.00	(297,20)	C 0	2.00	(304,18)	C 0

MAXIMUM 8-HOUR AVERAGED LINK CONTRIBUTIONS
IN PARTS PER MILLION (PPM)
INCLUDING AMBIENT BACKGROUND CONCENTRATIONS.

Rcptr No.	Total Conc	Ending Day Hr	Ambient Backgnd	Total Link	Link +1	Link +2	Link +3	Link +4	Link +5	Link +6	Link +7	Link +8	Link +9	Link +10
1	1.60	(304,19)	.00	1.60	.02	1.00	.00	.00	.00	.00	.53	.02	.00	.03
2	1.65	(304,19)	.00	1.65	.00	1.05	.00	.00	.00	.00	.57	.00	.00	.03
3	1.68	(304,19)	.00	1.68	.00	1.05	.02	.00	.00	.02	.57	.00	.00	.03
4	1.70	(304,19)	.00	1.70	.00	1.07	.02	.00	.00	.02	.57	.00	.00	.03
5	1.70	(304,19)	.00	1.70	.00	1.07	.02	.00	.00	.02	.57	.00	.00	.03
6	1.68	(304,19)	.00	1.68	.00	1.05	.02	.00	.00	.02	.57	.00	.00	.03
7	1.68	(304,19)	.00	1.68	.00	1.05	.02	.00	.00	.02	.57	.00	.00	.03
8	1.70	(304,19)	.00	1.70	.00	1.07	.02	.00	.00	.02	.57	.00	.00	.03
9	1.68	(304,19)	.00	1.68	.00	1.07	.02	.00	.00	.02	.55	.00	.00	.03
10	1.68	(304,19)	.00	1.68	.00	1.07	.02	.00	.00	.02	.55	.00	.00	.03
11	1.68	(304,19)	.00	1.68	.00	1.07	.02	.00	.00	.02	.55	.00	.00	.03
12	1.67	(304,21)	.00	1.67	.02	1.08	.02	.00	.00	.02	.48	.02	.00	.03
13	1.70	(304,21)	.00	1.70	.02	1.12	.02	.00	.00	.02	.48	.02	.00	.03
14	1.68	(304,21)	.00	1.68	.02	1.10	.02	.00	.00	.02	.48	.02	.00	.03
15	1.67	(304,21)	.00	1.67	.02	1.08	.02	.00	.00	.02	.48	.02	.00	.03

DATE : 7/21/ 8
TIME : 12:41:36

JOB: HSS FDR Air Quality No-Build/No Jets

RUN: FDR DRIVE BET E 67TH-75TH STS/NO JETS

LINK CONTRIBUTION TABLES

MAXIMUM 8-HOUR AVERAGED LINK CONTRIBUTIONS
IN PARTS PER MILLION (PPM)
INCLUDING AMBIENT BACKGROUND CONCENTRATIONS.

Rcptr No.	Total Conc	Ending Day Hr	Ambient Backgnd	Total Link	Link +1	Link +2	Link +3	Link +4	Link +5	Link +6	Link +7	Link +8	Link +9	Link +10
16	1.65	(304,21)	.00	1.65	.02	1.08	.02	.00	.00	.02	.47	.02	.00	.03
17	1.67	(304,21)	.00	1.67	.00	1.10	.02	.00	.00	.02	.48	.02	.00	.03
18	1.68	(304,21)	.00	1.68	.00	1.12	.02	.00	.00	.02	.48	.02	.00	.03
19	1.67	(304,21)	.00	1.67	.00	1.10	.02	.00	.00	.02	.48	.02	.00	.03
20	1.62	(304,21)	.00	1.62	.00	1.08	.02	.00	.00	.02	.47	.00	.00	.03
21	1.58	(304,21)	.00	1.58	.00	1.07	.02	.00	.00	.02	.45	.00	.00	.03
22	1.67	(304,21)	.00	1.67	.00	1.10	.03	.00	.02	.03	.45	.00	.00	.03
23	1.63	(304,21)	.00	1.63	.00	1.05	.03	.00	.02	.05	.45	.00	.00	.03
24	1.65	(352,24)	.00	1.65	.00	1.12	.00	.00	.00	.00	.48	.00	.00	.05
25	1.65	(352,24)	.00	1.65	.00	1.12	.00	.00	.00	.00	.48	.00	.00	.05
26	1.65	(352,24)	.00	1.65	.00	1.12	.00	.00	.00	.00	.48	.00	.00	.05
27	1.68	(352,24)	.00	1.68	.00	1.13	.00	.00	.00	.00	.50	.00	.00	.05
28	1.68	(352,24)	.00	1.68	.00	1.13	.00	.00	.00	.00	.50	.00	.00	.05
29	1.67	(352,24)	.00	1.67	.00	1.12	.00	.00	.00	.00	.50	.00	.00	.05
30	1.65	(352,24)	.00	1.65	.00	1.12	.00	.00	.00	.02	.48	.00	.00	.03
31	1.63	(352,24)	.00	1.63	.00	1.07	.03	.00	.00	.05	.43	.00	.02	.03
32	1.50	(352,24)	.00	1.50	.00	.88	.12	.00	.00	.07	.38	.00	.02	.03
33	1.38	(352,24)	.00	1.38	.00	.65	.23	.00	.00	.07	.38	.00	.02	.03
34	1.28	(352,24)	.00	1.28	.00	.50	.32	.00	.00	.07	.37	.00	.02	.02
35	1.22	(352,24)	.00	1.22	.00	.38	.38	.00	.00	.08	.33	.00	.02	.02
36	1.18	(352,24)	.00	1.18	.00	.32	.43	.00	.00	.10	.30	.00	.02	.02
37	1.17	(352,24)	.00	1.17	.00	.28	.47	.00	.00	.13	.25	.00	.02	.02
38	1.12	(352,24)	.00	1.12	.00	.22	.48	.00	.00	.15	.23	.00	.02	.02
39	1.05	(352,24)	.00	1.05	.00	.20	.48	.00	.00	.15	.20	.00	.02	.00
40	1.05	(352,24)	.00	1.05	.00	.17	.52	.00	.00	.15	.20	.00	.02	.00
41	1.03	(352,24)	.00	1.03	.00	.15	.52	.00	.00	.18	.17	.00	.02	.00
42	1.00	(304,21)	.00	1.00	.00	.07	.58	.02	.02	.23	.05	.00	.03	.00
43	.97	(352,24)	.00	.97	.00	.12	.52	.00	.00	.20	.12	.00	.02	.00
44	1.02	(352,24)	.00	1.02	.00	.12	.55	.00	.00	.22	.12	.00	.02	.00
45	1.03	(352,24)	.00	1.03	.00	.12	.57	.00	.00	.22	.12	.00	.02	.00
46	1.02	(352,24)	.00	1.02	.00	.08	.57	.00	.00	.23	.12	.00	.02	.00
47	.97	(352,24)	.00	.97	.00	.07	.57	.00	.00	.23	.08	.00	.02	.00
48	.95	(352,24)	.00	.95	.00	.07	.57	.00	.00	.23	.07	.00	.02	.00
49	.95	(352,24)	.00	.95	.00	.07	.57	.00	.00	.23	.07	.00	.02	.00
50	.98	(352,24)	.00	.98	.00	.07	.58	.00	.00	.25	.07	.00	.02	.00
51	.98	(352,24)	.00	.98	.00	.07	.58	.00	.00	.25	.07	.00	.02	.00
52	.98	(352,24)	.00	.98	.00	.07	.58	.00	.00	.25	.07	.00	.02	.00
53	.98	(352,24)	.00	.98	.00	.07	.58	.00	.00	.25	.07	.00	.02	.00
54	.98	(352,24)	.00	.98	.00	.07	.58	.00	.02	.25	.07	.00	.00	.00

JOB: HSS FDR Air Quality No-Build/No Jets

RUN: FDR DRIVE BET E 67TH-75TH STS/NO JETS

LINK CONTRIBUTION TABLES

MAXIMUM 8-HOUR AVERAGED LINK CONTRIBUTIONS
IN PARTS PER MILLION (PPM)
INCLUDING AMBIENT BACKGROUND CONCENTRATIONS.

Rcptr No.	Total Conc	Ending Day Hr	Ambient Backgnd	Total Link	Link +1	Link +2	Link +3	Link +4	Link +5	Link +6	Link +7	Link +8	Link +9	Link +10
55	.98	(352,24)	.00	.98	.00	.07	.57	.02	.05	.22	.07	.00	.00	.00
56	.98	(352,24)	.00	.98	.00	.07	.48	.10	.08	.18	.07	.00	.00	.00
57	1.41	(267,23)	.00	1.41	.13	.81	.00	.00	.00	.00	.46	.00	.00	.01
58	1.33	(267,23)	.00	1.33	.26	.60	.00	.00	.00	.00	.43	.01	.00	.03
59	1.21	(267,23)	.00	1.21	.31	.45	.00	.00	.00	.00	.39	.04	.00	.03
60	1.16	(267,23)	.00	1.16	.36	.36	.00	.00	.00	.00	.35	.08	.00	.01

SECOND HIGHEST 8-HOUR AVERAGED LINK CONTRIBUTIONS
IN PARTS PER MILLION (PPM)
INCLUDING AMBIENT BACKGROUND CONCENTRATIONS.

Rcptr No.	Total Conc	Ending Day Hr	Ambient Backgnd	Total Link	Link +1	Link +2	Link +3	Link +4	Link +5	Link +6	Link +7	Link +8	Link +9	Link +10
1	1.53	(267,23)	.00	1.53	.00	1.05	.00	.00	.00	.00	.46	.00	.00	.01
2	1.54	(267,22)	.00	1.54	.00	1.04	.01	.00	.00	.00	.48	.00	.00	.01
3	1.56	(297,15)	.00	1.56	.00	.93	.00	.00	.00	.00	.59	.00	.00	.04
4	1.56	(297,15)	.00	1.56	.00	.93	.00	.00	.00	.00	.59	.00	.00	.04
5	1.56	(297,15)	.00	1.56	.00	.93	.00	.00	.00	.00	.59	.00	.00	.04
6	1.56	(297,15)	.00	1.56	.00	.93	.00	.00	.00	.00	.59	.00	.00	.04
7	1.54	(297,15)	.00	1.54	.00	.91	.00	.00	.00	.00	.59	.00	.00	.04
8	1.56	(297,15)	.00	1.56	.00	.93	.00	.00	.00	.00	.59	.00	.00	.04
9	1.56	(297,15)	.00	1.56	.00	.93	.00	.00	.00	.00	.59	.00	.00	.04
10	1.56	(297,15)	.00	1.56	.00	.93	.00	.00	.00	.00	.59	.00	.00	.04
11	1.56	(297,15)	.00	1.56	.00	.93	.00	.00	.00	.00	.59	.00	.00	.04
12	1.51	(297,15)	.00	1.51	.00	.91	.00	.00	.00	.00	.56	.00	.00	.04
13	1.58	(352,24)	.00	1.58	.05	1.07	.00	.00	.00	.00	.40	.05	.00	.02
14	1.57	(352,24)	.00	1.57	.03	1.07	.00	.00	.00	.00	.40	.05	.00	.02
15	1.55	(352,24)	.00	1.55	.02	1.07	.00	.00	.00	.00	.40	.05	.00	.02
16	1.55	(352,24)	.00	1.55	.00	1.07	.00	.00	.00	.00	.42	.05	.00	.02
17	1.53	(352,24)	.00	1.53	.00	1.07	.00	.00	.00	.00	.43	.02	.00	.02
18	1.55	(352,24)	.00	1.55	.00	1.08	.00	.00	.00	.00	.45	.00	.00	.02
19	1.53	(352,24)	.00	1.53	.00	1.07	.00	.00	.00	.00	.45	.00	.00	.02
20	1.55	(352,24)	.00	1.55	.00	1.07	.00	.00	.00	.00	.47	.00	.00	.02
21	1.55	(352,24)	.00	1.55	.00	1.07	.00	.00	.00	.00	.47	.00	.00	.02
22	1.62	(352,24)	.00	1.62	.00	1.12	.00	.00	.00	.00	.48	.00	.00	.02
23	1.62	(352,24)	.00	1.62	.00	1.12	.00	.00	.00	.00	.48	.00	.00	.02
24	1.65	(304,21)	.00	1.65	.00	1.08	.03	.00	.02	.05	.43	.00	.00	.03
25	1.58	(304,21)	.00	1.58	.00	1.05	.03	.00	.02	.05	.42	.00	.00	.02

DATE : 7/21/ 8
TIME : 12:41:36

JOB: HSS FDR Air Quality No-Build/No Jets

RUN: FDR DRIVE BET E 67TH-75TH STS/NO JETS

LINK CONTRIBUTION TABLES

SECOND HIGHEST 8-HOUR AVERAGED LINK CONTRIBUTIONS
IN PARTS PER MILLION (PPM)
INCLUDING AMBIENT BACKGROUND CONCENTRATIONS.

Rcptr No.	Total Conc	Ending Day Hr	Ambient Backgnd	Total Link	Link +1	Link +2	Link +3	Link +4	Link +5	Link +6	Link +7	Link +8	Link +9	Link +10
26	1.53	(304,21)	.00	1.53	.00	1.00	.07	.00	.02	.05	.38	.00	.00	.02
27	1.58	(304,21)	.00	1.58	.00	1.02	.07	.02	.02	.07	.37	.00	.02	.02
28	1.55	(304,21)	.00	1.55	.00	.97	.08	.02	.02	.10	.33	.00	.02	.02
29	1.50	(304,21)	.00	1.50	.00	.92	.12	.02	.02	.13	.27	.00	.02	.02
30	1.46	(27,13)	.00	1.46	.00	.95	.00	.00	.00	.00	.47	.00	.00	.04
31	1.50	(27,13)	.00	1.50	.00	.97	.00	.00	.00	.00	.49	.00	.00	.04
32	1.44	(27,13)	.00	1.44	.00	.90	.01	.00	.00	.00	.49	.00	.00	.04
33	1.34	(27,13)	.00	1.34	.00	.70	.14	.00	.00	.00	.46	.00	.00	.04
34	1.24	(27,13)	.00	1.24	.00	.52	.24	.00	.00	.01	.43	.00	.00	.04
35	1.15	(27,13)	.00	1.15	.00	.39	.30	.00	.00	.04	.40	.00	.00	.03
36	1.11	(27,13)	.00	1.11	.00	.32	.34	.00	.00	.08	.35	.00	.00	.03
37	1.09	(27,13)	.00	1.09	.00	.27	.39	.00	.00	.10	.30	.00	.00	.03
38	1.05	(27,13)	.00	1.05	.00	.23	.40	.00	.00	.13	.27	.00	.00	.03
39	1.00	(27,13)	.00	1.00	.00	.20	.41	.00	.00	.14	.25	.00	.00	.00
40	.98	(304,21)	.00	.98	.00	.07	.57	.02	.02	.23	.05	.00	.03	.00
41	1.00	(304,21)	.00	1.00	.00	.07	.57	.02	.02	.25	.05	.00	.03	.00
42	.98	(352,24)	.00	.98	.00	.13	.52	.00	.00	.18	.13	.00	.02	.00
43	.93	(304,21)	.00	.93	.00	.03	.55	.02	.02	.23	.05	.00	.03	.00
44	.92	(319,23)	.00	.93	.00	.16	.46	.00	.00	.14	.16	.00	.00	.00
45	.98	(304,21)	.00	.98	.00	.03	.58	.02	.05	.23	.03	.00	.03	.00
46	.98	(304,21)	.00	.98	.00	.03	.57	.03	.05	.23	.03	.00	.03	.00
47	.95	(304,21)	.00	.95	.00	.03	.55	.03	.05	.22	.03	.00	.03	.00
48	.92	(304,21)	.00	.92	.00	.03	.53	.03	.05	.20	.03	.00	.03	.00
49	.90	(304,21)	.00	.90	.00	.02	.52	.05	.05	.20	.03	.00	.03	.00
50	.92	(304,21)	.00	.92	.00	.02	.53	.05	.07	.22	.02	.00	.02	.00
51	.90	(27,13)	.00	.90	.00	.06	.49	.00	.00	.24	.08	.00	.04	.00
52	.90	(304,21)	.00	.90	.00	.02	.50	.08	.12	.17	.02	.00	.00	.00
53	.93	(304,21)	.00	.93	.00	.02	.47	.13	.15	.15	.02	.00	.00	.00
54	.97	(304,21)	.00	.97	.00	.02	.45	.18	.18	.12	.02	.00	.00	.00
55	.95	(304,21)	.00	.95	.00	.02	.35	.27	.23	.07	.02	.00	.00	.00
56	.87	(304,21)	.00	.87	.00	.02	.15	.40	.23	.05	.02	.00	.00	.00
57	1.40	(304,19)	.00	1.40	.28	.58	.00	.00	.00	.00	.45	.07	.00	.02
58	1.30	(243, 1)	.00	1.30	.20	.67	.00	.00	.00	.00	.40	.00	.00	.03
59	1.19	(243, 1)	.00	1.19	.26	.53	.00	.00	.00	.00	.37	.00	.00	.03
60	1.14	(243, 1)	.00	1.14	.31	.41	.00	.00	.00	.00	.36	.03	.00	.03

JOB: HSS FDR Air Quality No-Build/No Jets

RUN: FDR DRIVE BET E 67TH-75TH STS/NO JETS

LINK CONTRIBUTION TABLES

MAXIMUM 1-HOUR AVERAGED LINK CONTRIBUTIONS
IN PARTS PER MILLION (PPM)
INCLUDING AMBIENT BACKGROUND CONCENTRATIONS.

Rcptr No.	Total Conc	Ending Day Hr	Ambient Backgnd	Total Link	Link +1	Link +2	Link +3	Link +4	Link +5	Link +6	Link +7	Link +8	Link +9	Link +10
1	3.00	(192,16)	.00	3.00	.20	1.70	.00	.00	.00	.00	.90	.10	.00	.10
2	3.10	(192,16)	.00	3.10	.00	2.00	.00	.00	.00	.00	1.00	.00	.00	.10
3	3.10	(192,16)	.00	3.10	.00	2.00	.00	.00	.00	.00	1.00	.00	.00	.10
4	3.10	(192,16)	.00	3.10	.00	2.00	.00	.00	.00	.00	1.00	.00	.00	.10
5	3.10	(192,16)	.00	3.10	.00	2.00	.00	.00	.00	.00	1.00	.00	.00	.10
6	3.10	(192,16)	.00	3.10	.00	2.00	.00	.00	.00	.00	1.00	.00	.00	.10
7	3.10	(192,16)	.00	3.10	.00	2.00	.00	.00	.00	.00	1.00	.00	.00	.10
8	3.10	(192,16)	.00	3.10	.00	2.00	.00	.00	.00	.00	1.00	.00	.00	.10
9	3.10	(192,16)	.00	3.10	.00	2.00	.00	.00	.00	.00	1.00	.00	.00	.10
10	3.10	(192,16)	.00	3.10	.00	2.00	.00	.00	.00	.00	1.00	.00	.00	.10
11	3.20	(21, 8)	.00	3.20	.10	2.00	.00	.00	.00	.00	.90	.10	.00	.10
12	3.10	(21, 8)	.00	3.10	.00	2.00	.00	.00	.00	.00	.90	.10	.00	.10
13	3.10	(21, 8)	.00	3.10	.00	2.00	.00	.00	.00	.00	.90	.10	.00	.10
14	3.20	(21, 8)	.00	3.20	.00	2.00	.00	.00	.00	.00	1.00	.10	.00	.10
15	3.20	(21, 8)	.00	3.20	.00	2.00	.00	.00	.00	.00	1.00	.10	.00	.10
16	3.20	(21, 8)	.00	3.20	.00	2.00	.00	.00	.00	.00	1.00	.10	.00	.10
17	3.10	(21, 8)	.00	3.10	.00	2.00	.00	.00	.00	.00	1.00	.00	.00	.10
18	3.20	(21, 8)	.00	3.20	.00	2.10	.00	.00	.00	.00	1.00	.00	.00	.10
19	3.20	(21, 8)	.00	3.20	.00	2.10	.00	.00	.00	.00	1.00	.00	.00	.10
20	3.20	(21, 8)	.00	3.20	.00	2.00	.00	.00	.00	.00	1.10	.00	.00	.10
21	3.20	(21, 8)	.00	3.20	.00	2.00	.00	.00	.00	.00	1.10	.00	.00	.10
22	3.30	(21, 8)	.00	3.30	.00	2.10	.00	.00	.00	.00	1.10	.00	.00	.10
23	3.30	(21, 8)	.00	3.30	.00	2.10	.00	.00	.00	.00	1.10	.00	.00	.10
24	3.30	(21, 8)	.00	3.30	.00	2.10	.00	.00	.00	.00	1.10	.00	.00	.10
25	3.30	(21, 8)	.00	3.30	.00	2.10	.00	.00	.00	.00	1.10	.00	.00	.10
26	3.30	(21, 8)	.00	3.30	.00	2.10	.00	.00	.00	.00	1.10	.00	.00	.10
27	3.30	(21, 8)	.00	3.30	.00	2.10	.00	.00	.00	.00	1.10	.00	.00	.10
28	3.30	(21, 8)	.00	3.30	.00	2.10	.00	.00	.00	.00	1.10	.00	.00	.10
29	3.30	(21, 8)	.00	3.30	.00	2.10	.00	.00	.00	.00	1.10	.00	.00	.10
30	3.30	(21, 8)	.00	3.30	.00	2.10	.00	.00	.00	.00	1.10	.00	.00	.10
31	3.30	(21, 8)	.00	3.30	.00	2.10	.00	.00	.00	.00	1.10	.00	.00	.10
32	3.10	(21, 8)	.00	3.10	.00	1.90	.00	.00	.00	.00	1.10	.00	.00	.10
33	3.00	(21, 8)	.00	3.00	.00	1.40	.40	.00	.00	.00	1.10	.00	.00	.10
34	2.70	(225, 7)	.00	2.70	.00	1.20	.40	.00	.00	.00	1.00	.00	.00	.10
35	2.50	(21, 8)	.00	2.50	.00	.60	.80	.00	.00	.10	.90	.00	.00	.10
36	2.50	(225, 7)	.00	2.50	.00	.80	.60	.00	.00	.10	.90	.00	.00	.10
37	2.40	(225, 7)	.00	2.40	.00	.70	.70	.00	.00	.10	.80	.00	.00	.10
38	2.40	(225, 7)	.00	2.40	.00	.60	.80	.00	.00	.20	.70	.00	.00	.10
39	2.30	(208,20)	.00	2.30	.00	.60	.80	.00	.00	.20	.60	.00	.00	.10

JOB: HSS FDR Air Quality No-Build/No Jets

RUN: FDR DRIVE BET E 67TH-75TH STS/NO JETS

LINK CONTRIBUTION TABLES

MAXIMUM 1-HOUR AVERAGED LINK CONTRIBUTIONS
IN PARTS PER MILLION (PPM)
INCLUDING AMBIENT BACKGROUND CONCENTRATIONS.

Rcptr No.	Total Conc	Ending Day Hr	Ambient Backgnd	Total Link	Link +1	Link +2	Link +3	Link +4	Link +5	Link +6	Link +7	Link +8	Link +9	Link +10
40	2.20	(208,20)	.00	2.20	.00	.50	.90	.00	.00	.20	.50	.00	.00	.10
41	2.20	(208,20)	.00	2.20	.00	.50	.90	.00	.00	.20	.50	.00	.00	.10
42	2.10	(225, 7)	.00	2.10	.00	.30	.90	.00	.00	.30	.50	.00	.00	.10
43	1.90	(21, 8)	.00	1.90	.00	.10	1.00	.00	.00	.50	.20	.00	.10	.00
44	1.90	(21, 8)	.00	1.90	.00	.10	1.00	.00	.00	.50	.20	.00	.10	.00
45	2.00	(21, 8)	.00	2.00	.00	.10	1.10	.00	.00	.50	.20	.00	.10	.00
46	1.90	(21, 8)	.00	1.90	.00	.10	1.10	.00	.00	.50	.10	.00	.10	.00
47	1.90	(21, 8)	.00	1.90	.00	.10	1.10	.00	.00	.50	.10	.00	.10	.00
48	1.90	(21, 8)	.00	1.90	.00	.10	1.10	.00	.00	.50	.10	.00	.10	.00
49	1.80	(21, 8)	.00	1.80	.00	.10	1.00	.00	.00	.50	.10	.00	.10	.00
50	1.90	(21, 8)	.00	1.90	.00	.10	1.10	.00	.00	.50	.10	.00	.10	.00
51	1.90	(21, 8)	.00	1.90	.00	.10	1.10	.00	.00	.50	.10	.00	.10	.00
52	1.80	(21, 8)	.00	1.80	.00	.00	1.10	.00	.00	.50	.10	.00	.10	.00
53	1.80	(21, 8)	.00	1.80	.00	.00	1.10	.00	.00	.50	.10	.00	.10	.00
54	1.90	(21, 8)	.00	1.90	.00	.00	1.10	.00	.00	.60	.10	.00	.10	.00
55	1.90	(21, 8)	.00	1.90	.00	.00	1.10	.00	.00	.60	.10	.00	.10	.00
56	1.90	(21, 8)	.00	1.90	.00	.00	1.10	.00	.00	.60	.10	.00	.10	.00
57	2.70	(307,21)	.00	2.70	.20	1.60	.00	.00	.00	.00	.80	.00	.00	.10
58	2.60	(116,21)	.00	2.60	.30	1.30	.10	.00	.00	.10	.70	.00	.00	.10
59	2.40	(116,21)	.00	2.40	.40	1.10	.10	.00	.00	.10	.60	.00	.00	.10
60	2.30	(307,21)	.00	2.30	.60	.80	.00	.00	.00	.00	.70	.10	.00	.10

SECOND HIGHEST 1-HOUR AVERAGED LINK CONTRIBUTIONS
IN PARTS PER MILLION (PPM)
INCLUDING AMBIENT BACKGROUND CONCENTRATIONS.

Rcptr No.	Total Conc	Ending Day Hr	Ambient Backgnd	Total Link	Link +1	Link +2	Link +3	Link +4	Link +5	Link +6	Link +7	Link +8	Link +9	Link +10
1	3.00	(304,18)	.00	3.00	.00	1.90	.00	.00	.00	.00	1.00	.00	.00	.10
2	3.00	(304,18)	.00	3.00	.00	1.90	.00	.00	.00	.00	1.00	.00	.00	.10
3	3.00	(304,18)	.00	3.00	.00	1.90	.00	.00	.00	.00	1.00	.00	.00	.10
4	3.00	(304,18)	.00	3.00	.00	1.90	.00	.00	.00	.00	1.00	.00	.00	.10
5	3.00	(304,18)	.00	3.00	.00	1.90	.00	.00	.00	.00	1.00	.00	.00	.10
6	3.00	(304,18)	.00	3.00	.00	1.90	.00	.00	.00	.00	1.00	.00	.00	.10
7	3.00	(304,18)	.00	3.00	.00	1.90	.00	.00	.00	.00	1.00	.00	.00	.10
8	3.00	(304,18)	.00	3.00	.00	1.90	.00	.00	.00	.00	1.00	.00	.00	.10
9	3.00	(21, 8)	.00	3.00	.10	1.90	.00	.00	.00	.00	.80	.20	.00	.00
10	3.00	(304,18)	.00	3.00	.00	1.90	.00	.00	.00	.00	1.00	.00	.00	.10

JOB: HSS FDR Air Quality No-Build/No Jets

RUN: FDR DRIVE BET E 67TH-75TH STS/NO JETS

LINK CONTRIBUTION TABLES

SECOND HIGHEST 1-HOUR AVERAGED LINK CONTRIBUTIONS
IN PARTS PER MILLION (PPM)
INCLUDING AMBIENT BACKGROUND CONCENTRATIONS.

Rcptr No.	Total Conc	Ending Day Hr	Ambient Backgnd	Total Link	Link +1	Link +2	Link +3	Link +4	Link +5	Link +6	Link +7	Link +8	Link +9	Link +10
11	3.10	(192,16)	.00	3.10	.00	2.00	.00	.00	.00	.00	1.00	.00	.00	.10
12	3.00	(192,16)	.00	3.00	.00	1.90	.00	.00	.00	.00	1.00	.00	.00	.10
13	3.10	(192,16)	.00	3.10	.00	2.00	.00	.00	.00	.00	1.00	.00	.00	.10
14	3.10	(192,16)	.00	3.10	.00	2.00	.00	.00	.00	.00	1.00	.00	.00	.10
15	3.00	(304,18)	.00	3.00	.00	1.90	.00	.00	.00	.00	1.00	.00	.00	.10
16	3.00	(304,18)	.00	3.00	.00	1.90	.00	.00	.00	.00	1.00	.00	.00	.10
17	3.00	(304,18)	.00	3.00	.00	1.90	.00	.00	.00	.00	1.00	.00	.00	.10
18	3.00	(304,18)	.00	3.00	.00	1.90	.00	.00	.00	.00	1.00	.00	.00	.10
19	3.00	(304,18)	.00	3.00	.00	1.90	.00	.00	.00	.00	1.00	.00	.00	.10
20	3.00	(225, 7)	.00	3.00	.10	1.90	.00	.00	.00	.00	.80	.10	.00	.10
21	3.10	(192,16)	.00	3.10	.00	1.90	.10	.00	.00	.10	.90	.00	.00	.10
22	3.10	(192,16)	.00	3.10	.00	1.90	.10	.00	.00	.10	.90	.00	.00	.10
23	3.10	(192,16)	.00	3.10	.00	1.90	.10	.00	.00	.10	.90	.00	.00	.10
24	3.00	(192,16)	.00	3.00	.00	1.90	.10	.00	.00	.10	.80	.00	.00	.10
25	3.00	(208,20)	.00	3.00	.00	2.00	.00	.00	.00	.00	.80	.10	.00	.10
26	3.00	(208,20)	.00	3.00	.00	2.00	.00	.00	.00	.00	.80	.10	.00	.10
27	3.00	(225, 7)	.00	3.00	.00	2.00	.00	.00	.00	.00	.90	.00	.00	.10
28	3.00	(225, 7)	.00	3.00	.00	2.00	.00	.00	.00	.00	.90	.00	.00	.10
29	3.00	(225, 7)	.00	3.00	.00	1.90	.00	.00	.00	.00	1.00	.00	.00	.10
30	3.10	(225, 7)	.00	3.10	.00	2.00	.00	.00	.00	.00	1.00	.00	.00	.10
31	3.10	(225, 7)	.00	3.10	.00	2.00	.00	.00	.00	.00	1.00	.00	.00	.10
32	3.00	(225, 7)	.00	3.00	.00	1.90	.00	.00	.00	.00	1.00	.00	.00	.10
33	2.80	(225, 7)	.00	2.80	.00	1.50	.20	.00	.00	.00	1.00	.00	.00	.10
34	2.60	(21, 8)	.00	2.60	.00	.90	.60	.00	.00	.00	1.00	.00	.00	.10
35	2.50	(208,20)	.00	2.50	.00	1.10	.50	.00	.00	.00	.80	.00	.00	.10
36	2.40	(21, 8)	.00	2.40	.00	.50	.90	.00	.00	.20	.70	.00	.00	.10
37	2.30	(208,20)	.00	2.30	.00	.70	.70	.00	.00	.10	.70	.00	.00	.10
38	2.20	(208,20)	.00	2.20	.00	.60	.80	.00	.00	.10	.60	.00	.00	.10
39	2.20	(225, 7)	.00	2.20	.00	.50	.80	.00	.00	.20	.60	.00	.00	.10
40	2.10	(225, 7)	.00	2.10	.00	.40	.80	.00	.00	.20	.60	.00	.00	.10
41	2.20	(225, 7)	.00	2.20	.00	.40	.90	.00	.00	.30	.50	.00	.00	.10
42	2.00	(208,20)	.00	2.00	.00	.40	.90	.00	.00	.20	.40	.00	.00	.10
43	1.90	(208,20)	.00	1.90	.00	.40	.90	.00	.00	.20	.40	.00	.00	.00
44	1.90	(208,20)	.00	1.90	.00	.30	.90	.00	.00	.30	.40	.00	.00	.00
45	2.00	(225, 7)	.00	2.00	.00	.30	.90	.00	.00	.40	.40	.00	.00	.00
46	1.90	(208,20)	.00	1.90	.00	.30	1.00	.00	.00	.30	.30	.00	.00	.00
47	1.90	(208,20)	.00	1.90	.00	.30	1.00	.00	.00	.30	.30	.00	.00	.00
48	1.90	(208,20)	.00	1.90	.00	.30	1.00	.00	.00	.30	.30	.00	.00	.00
49	1.80	(208,20)	.00	1.80	.00	.20	1.00	.00	.00	.30	.30	.00	.00	.00

DATE : 7/21/ 8
TIME : 12:41:36

JOB: HSS FDR Air Quality No-Build/No Jets

RUN: FDR DRIVE BET E 67TH-75TH STS/NO JETS

LINK CONTRIBUTION TABLES

SECOND HIGHEST 1-HOUR AVERAGED LINK CONTRIBUTIONS
IN PARTS PER MILLION (PPM)
INCLUDING AMBIENT BACKGROUND CONCENTRATIONS.

Rcptr No.	Total Conc	Ending Day Hr	Ambient Backgnd	Total Link	Link +1	Link +2	Link +3	Link +4	Link +5	Link +6	Link +7	Link +8	Link +9	Link +10
50	1.90	(225, 7)	.00	1.90	.00	.20	1.00	.00	.00	.40	.30	.00	.00	.00
51	1.80	(208,20)	.00	1.80	.00	.20	1.00	.00	.00	.40	.20	.00	.00	.00
52	1.80	(208,20)	.00	1.80	.00	.20	1.00	.00	.00	.40	.20	.00	.00	.00
53	1.80	(208,20)	.00	1.80	.00	.20	1.00	.00	.00	.40	.20	.00	.00	.00
54	1.90	(208,20)	.00	1.90	.00	.20	1.00	.00	.00	.40	.20	.00	.10	.00
55	1.90	(208,20)	.00	1.90	.00	.20	1.00	.00	.00	.40	.20	.00	.10	.00
56	1.90	(208,20)	.00	1.90	.00	.20	1.00	.00	.00	.40	.20	.00	.10	.00
57	2.70	(304,18)	.00	2.70	.40	1.20	.00	.00	.00	.00	1.00	.00	.00	.10
58	2.50	(307,21)	.00	2.50	.40	1.20	.00	.00	.00	.00	.80	.00	.00	.10
59	2.30	(307,21)	.00	2.30	.50	1.00	.00	.00	.00	.00	.70	.00	.00	.10
60	2.20	(297,19)	.00	2.20	.40	1.00	.10	.00	.00	.10	.60	.00	.00	.00

JOB: HSS FDR Air Quality No-Build/No Jets

RUN: FDR DRIVE BET E 67TH-75TH STS/NO JETS

CALM DURATION FREQUENCY

Hours of Consecutive Calm Winds	Frequency of Occurrence	(Julian day/hour ending) of Significant Occurrences
1	95	(29, 7)(38,12)(47, 5)(51, 3)(52, 6)(59,23)(61, 4)(66,21)(73, 1)(75, 6) (78, 5)(83, 9)(88, 5)(90,19)(97, 8)(103, 2)(104,11)(106,14)(107, 9)(108, 4) (108, 8)(110, 2)(110,12)(110,16)(111,12)(114, 1)(114, 6)(116, 1)(119, 3)(121, 1) (125,11)(125,13)(129,23)(130, 1)(133, 3)(159, 1)(159, 4)(167,22)(168,22)(169, 5) (177,10)(180,16)(181, 2)(183,12)(192,17)(196, 8)(200,18)(212,16)(212,24)(213,24) (215,10)(215,24)(216, 2)(222,14)(225, 4)(225, 8)(231,12)(238, 5)(242,22)(247, 5) (249,13)(249,24)(250, 2)(250, 4)(250, 8)(251,24)(252, 7)(252,10)(253, 4)(254, 4) (260,15)(260,19)(260,24)(273, 1)(273, 4)(282, 2)(286,18)(290,15)(294, 1)(294, 3) (297,11)(297,22)(304,14)(304,19)(311,23)(323,11)(325, 2)(325,13)(328,21)(329, 9) (330,16)(331, 1)(344,11)(352,16)(356,13)
2	23	(38,15)(50,10)(50,14)(108,12)(117, 7)(152, 1)(167, 6)(170, 2)(179,22)(190,22) (199, 1)(213, 4)(238,11)(238,23)(246,10)(251, 8)(251,11)(252, 4)(273, 7)(329, 6) (339, 2)(343,13)(352,19)
3	8	(45, 9)(48, 1)(66,11)(130, 7)(150, 7)(239, 3)(352,13)(354, 5)
4	4	(97,13)(127,24)(177, 8)(256, 5)
5	2	(73,15)(262, 5)
7	1	(11, 1)
9	1	(169,18)
10	1	(170,20)
16	1	(299,11)

Program terminated normally

JOB: HSS FDR Air Quality No-Build/No Jets

RUN: FDR DRIVE BET E 67TH-75TH STS/NO JETS

General Information

Run start date: 1/ 1/ 3 Julian: 1
end date: 12/31/ 3 Julian: 365

A Tier 2 approach was used for input data preparation.

The MODE flag has been set to C for calculating CO averages.

Ambient background concentrations are included in the averages below.

Site & Meteorological Constants

VS = .0 CM/S VD = .0 CM/S Z0 = 175. CM ATIM = 60.

Met. Sfc. Sta. Id & Yr = 72503 2003
Upper Air Sta. Id & Yr = 94703 2003

CAUTION: The input years for the Run and Meteorological data
differ. The respective values are: 3 and 2003.

Urban mixing heights were processed.

In 2003, Julian day 1 is a Wednesday.

The patterns from the input file
have been assigned as follows:

Pattern # 1 is assigned to Monday.
Pattern # 1 is assigned to Tuesday.
Pattern # 1 is assigned to Wednesday.
Pattern # 1 is assigned to Thursday.
Pattern # 1 is assigned to Friday.
Pattern # 1 is assigned to Saturday.
Pattern # 1 is assigned to Sunday.

Link Data Constants - (Variable data in *.LNK file)

LINK DESCRIPTION	LINK COORDINATES (FT) X1	Y1	X2	Y2	LENGTH (FT)	BRG (DEG)	TYPE	H (FT)	W (FT)	NLANES
1. FDR N/B 67th-68th St*	-132.0	-225.0	15.0	-10.0	260.	34.	AG	.0	36.0	
2. FDR N/B 68th-71st St*	15.0	-10.0	438.0	608.0	749.	34.	AG	.0	36.0	
3. FDR N/B 71st-73rd St*	438.0	608.0	773.0	1098.0	594.	34.	AG	.0	36.0	
4. FDR N/B 73rd-75th St*	773.0	1098.0	1056.0	1625.0	598.	28.	AG	.0	36.0	
5. FDR S/B 75th-73rd St*	743.0	1118.0	1026.0	1645.0	598.	28.	AG	.0	36.0	
6. FDR S/B 73rd-71st St*	408.0	628.0	743.0	1118.0	594.	34.	AG	.0	36.0	

JOB: HSS FDR Air Quality No-Build/No Jets RUN: FDR DRIVE BET E 67TH-75TH STS/NO JETS

Link Data Constants - (Variable data in *.LNK file)

LINK DESCRIPTION	LINK COORDINATES (FT) X1	Y1	X2	Y2	LENGTH (FT)	BRG (DEG)	TYPE	H (FT)	W (FT)	NLANES
7. FDR S/B 71st-68th St	-15.0	10.0	408.0	628.0	749.	34.	AG	.0	36.0	
8. FDR S/B 68th-67th St	-162.0	-205.0	-15.0	10.0	260.	34.	AG	.0	36.0	
9. FDR Service Rd 73-71	385.0	644.0	720.0	1134.0	594.	34.	AG	.0	32.0	
10. FDR Service Rd 68-71	-38.0	26.0	385.0	644.0	749.	34.	AG	.0	32.0	

Receptor Data

RECEPTOR	COORDINATES (FT) X	Y	Z
1. RECEPTOR 1	34.0	-23.0	6.0
2. RECEPTOR 2	48.0	-4.0	6.0
3. RECEPTOR 3	62.0	17.0	6.0
4. RECEPTOR 4	75.0	37.0	6.0
5. RECEPTOR 5	89.0	57.0	6.0
6. RECEPTOR 6	103.0	77.0	6.0
7. RECEPTOR 7	117.0	97.0	6.0
8. RECEPTOR 8	130.0	117.0	6.0
9. RECEPTOR 9	144.0	137.0	6.0
10. RECEPTOR 10	158.0	158.0	6.0
11. RECEPTOR 11	172.0	178.0	6.0
12. RECEPTOR 12	186.0	198.0	6.0
13. RECEPTOR 13	199.0	218.0	6.0
14. RECEPTOR 14	213.0	238.0	6.0
15. RECEPTOR 15	227.0	258.0	6.0
16. RECEPTOR 16	241.0	278.0	6.0
17. RECEPTOR 17	255.0	299.0	6.0
18. RECEPTOR 18	268.0	319.0	6.0
19. RECEPTOR 19	282.0	339.0	6.0
20. RECEPTOR 20	296.0	359.0	6.0
21. RECEPTOR 21	310.0	379.0	6.0
22. RECEPTOR 22	323.0	399.0	6.0
23. RECEPTOR 23	337.0	419.0	6.0
24. RECEPTOR 24	351.0	440.0	6.0
25. RECEPTOR 25	365.0	460.0	6.0
26. RECEPTOR 26	379.0	480.0	6.0
27. RECEPTOR 27	392.0	500.0	6.0
28. RECEPTOR 28	406.0	520.0	6.0
29. RECEPTOR 29	420.0	540.0	6.0
30. RECEPTOR 30	434.0	561.0	6.0

JOB: HSS FDR Air Quality No-Build/No Jets

RUN: FDR DRIVE BET E 67TH-75TH STS/NO JETS

Receptor Data

RECEPTOR	COORDINATES (FT) X	Y	Z
31. RECEPTOR 31	447.0	581.0	6.0
32. RECEPTOR 32	461.0	601.0	6.0
33. RECEPTOR 33	475.0	621.0	6.0
34. RECEPTOR 34	489.0	641.0	6.0
35. RECEPTOR 35	503.0	661.0	6.0
36. RECEPTOR 36	516.0	681.0	6.0
37. RECEPTOR 37	530.0	702.0	6.0
38. RECEPTOR 38	544.0	722.0	6.0
39. RECEPTOR 39	558.0	742.0	6.0
40. RECEPTOR 40	571.0	762.0	6.0
41. RECEPTOR 41	585.0	782.0	6.0
42. RECEPTOR 42	599.0	802.0	6.0
43. RECEPTOR 43	613.0	822.0	6.0
44. RECEPTOR 44	627.0	843.0	6.0
45. RECEPTOR 45	640.0	863.0	6.0
46. RECEPTOR 46	654.0	883.0	6.0
47. RECEPTOR 47	668.0	903.0	6.0
48. RECEPTOR 48	682.0	923.0	6.0
49. RECEPTOR 49	696.0	943.0	6.0
50. RECEPTOR 50	709.0	964.0	6.0
51. RECEPTOR 51	723.0	984.0	6.0
52. RECEPTOR 52	737.0	1004.0	6.0
53. RECEPTOR 53	751.0	1024.0	6.0
54. RECEPTOR 54	764.0	1044.0	6.0
55. RECEPTOR 55	778.0	1064.0	6.0
56. RECEPTOR 56	792.0	1084.0	6.0
57. RECEPTOR 57	20.0	-44.0	6.0
58. RECEPTOR 58	6.0	-64.0	6.0
59. RECEPTOR 59	-7.0	-84.0	6.0
60. RECEPTOR 60	-21.0	-104.0	6.0

DATE : 7/21/ 8
TIME : 12:53:13

JOB: HSS FDR Air Quality No-Build/No Jets

RUN: FDR DRIVE BET E 67TH-75TH STS/NO JETS

Model Results

Remarks : In search of the wind direction corresponding to the maximum concentration, only the first direction, of the directions with the same maximum concentrations, is indicated as the maximum.

* MAXIMUM HOURLY CONCENTRATIONS WITH ANY AMBIENT BACKGROUND CONCENTRATIONS (BKG) ADDED
(PPM)

	REC1	REC2	REC3	REC4	REC5	REC6	REC7	REC8	REC9	REC10
MAX+BKG	3.6	3.5	3.5	3.5	3.5	3.4	3.4	3.5	3.4	3.4
- BKG	.0	.0	.0	.0	.0	.0	.0	.0	.0	.0
MAX	3.6	3.5	3.5	3.5	3.5	3.4	3.4	3.5	3.4	3.4
WIND DIR	24	24	24	24	24	1	24	24	1	1
JULIAN	41	41	41	41	41	285	41	41	285	285
HOUR	18	18	18	18	18	21	18	18	21	21

	REC11	REC12	REC13	REC14	REC15	REC16	REC17	REC18	REC19	REC20
MAX+BKG	3.4	3.3	3.4	3.4	3.3	3.2	3.2	3.3	3.3	3.2
- BKG	.0	.0	.0	.0	.0	.0	.0	.0	.0	.0
MAX	3.4	3.3	3.4	3.4	3.3	3.2	3.2	3.3	3.3	3.2
WIND DIR	1	24	1	1	1	237	24	24	1	237
JULIAN	285	41	285	285	285	50	41	41	285	50
HOUR	21	18	21	21	21	8	18	18	21	8

	REC21	REC22	REC23	REC24	REC25	REC26	REC27	REC28	REC29	REC30
MAX+BKG	3.2	3.3	3.3	3.3	3.3	3.3	3.3	3.3	3.3	3.3
- BKG	.0	.0	.0	.0	.0	.0	.0	.0	.0	.0
MAX	3.2	3.3	3.3	3.3	3.3	3.3	3.3	3.3	3.3	3.3
WIND DIR	237	237	237	237	237	237	237	237	237	237
JULIAN	50	50	50	50	50	50	50	50	50	50
HOUR	8	8	8	8	8	8	8	8	8	8

	REC31	REC32	REC33	REC34	REC35	REC36	REC37	REC38	REC39	REC40
MAX+BKG	3.3	3.1	3.0	2.9	2.6	2.5	2.6	2.5	2.3	2.4
- BKG	.0	.0	.0	.0	.0	.0	.0	.0	.0	.0
MAX	3.3	3.1	3.0	2.9	2.6	2.5	2.6	2.5	2.3	2.4
WIND DIR	237	237	237	221	233	221	221	221	221	221
JULIAN	50	50	50	316	29	316	316	316	316	316
HOUR	8	8	8	17	9	17	17	17	17	17

JOB: HSS FDR Air Quality No-Build/No Jets

RUN: FDR DRIVE BET E 67TH-75TH STS/NO JETS

* MAXIMUM HOURLY CONCENTRATIONS WITH ANY AMBIENT BACKGROUND CONCENTRATIONS (BKG) ADDED
(PPM)

	REC41	REC42	REC43	REC44	REC45	REC46	REC47	REC48	REC49	REC50
MAX+BKG	2.3	2.1	2.1	2.1	2.1	2.1	2.0	1.9	1.9	2.0
- BKG	.0	.0	.0	.0	.0	.0	.0	.0	.0	.0
MAX	2.3	2.1	2.1	2.1	2.1	2.1	2.0	1.9	1.9	2.0
WIND DIR	221	221	221	221	221	221	221	233	233	221
JULIAN	316	316	316	316	316	316	316	29	29	316
HOUR	17	17	17	17	17	17	17	9	9	17

	REC51	REC52	REC53	REC54	REC55	REC56	REC57	REC58	REC59	REC60
MAX+BKG	2.1	2.1	2.0	1.9	2.0	2.0	3.4	3.2	2.9	2.9
- BKG	.0	.0	.0	.0	.0	.0	.0	.0	.0	.0
MAX	2.1	2.1	2.0	1.9	2.0	2.0	3.4	3.2	2.9	2.9
WIND DIR	221	221	1	233	1	221	24	24	24	24
JULIAN	316	316	285	29	285	316	41	41	41	41
HOUR	17	17	21	9	21	17	18	18	18	18

THE HIGHEST CONCENTRATION OF 3.60 PPM OCCURRED AT RECEPTOR REC1 .

DATE : 7/21/ 8
TIME : 13: 6:16

JOB: HSS FDR Air Quality No-Build/No Jets

RUN: FDR DRIVE BET E 67TH-75TH STS/NO JETS

==========
Output Section
==========

NOTES PERTAINING TO THE REPORT

1. THE HIGHEST AVERAGE IN EACH OF THE FIRST TWO COLUMNS OF EACH TABLE BELOW ARE SUFFIXED BY AN ASTERISK (*). FOR PM OUTPUT, THERE IS ONLY ONE COLUMN AND ASTERISK FOR THE ANNUAL AVERAGE/PERIOD OF CONCERN TABLE.

2. THE NUMBERS IN PARENTHESES ARE THE JULIAN DAY AND ENDING HOUR FOR THE PRECEDING AVERAGE.

3. THE NUMBER OF CALM HOURS USED IN PRODUCING EACH AVERAGE ARE PREFIXED BY A C.

PRIMARY AVERAGES.

MAXIMUM 8-HOUR RUNNING NONOVERLAPPING AVERAGE CONCENTRATIONS
IN PARTS PER MILLION (PPM),
INCLUDING AMBIENT BACKGROUND CONCENTRATIONS.

Receptor Number	Highest Conc	Highest Ending Day Hr	Highest Calm	Second highest Conc	Second highest Ending Day Hr	Second highest Calm
1	1.93	(285,24)	C 1	1.54	(326, 1)	C 1
2	1.94	(285,24)	C 1	1.51	(326, 1)	C 1
3	1.94	(285,24)	C 1	1.56	(326, 1)	C 1
4	1.96	(285,24)	C 1	1.57	(326, 1)	C 1
5	1.96	(285,24)	C 1	1.57	(326, 1)	C 1
6	1.96	(285,24)	C 1	1.56	(326, 1)	C 1
7	1.93	(285,24)	C 1	1.51	(326, 1)	C 1
8	1.96	(285,24)	C 1	1.57	(326, 1)	C 1
9	1.96	(285,24)	C 1	1.56	(326, 1)	C 1
10	1.96	(285,24)	C 1	1.57	(326, 1)	C 1
11	1.96	(285,24)	C 1	1.56	(326, 1)	C 1
12	1.93	(285,24)	C 1	1.57	(316,17)	C 1
13	1.96	(285,24)	C 1	1.60	(316,17)	C 1
14	1.96	(285,24)	C 1	1.59	(316,17)	C 1
15	1.93	(285,24)	C 1	1.59	(316,17)	C 1
16	1.93	(285,24)	C 1	1.59	(316,17)	C 1
17	1.93	(285,24)	C 1	1.61	(316,17)	C 1
18	1.97*	(285,24)	C 1	1.61	(316,17)	C 1
19	1.96	(285,24)	C 1	1.63	(316,17)	C 1
20	1.93	(285,24)	C 1	1.63	(316,17)	C 1
21	1.91	(285,24)	C 1	1.63	(316,17)	C 1
22	1.93	(285,24)	C 1	1.69	(316,17)	C 1
23	1.93	(285,24)	C 1	1.69	(316,17)	C 1
24	1.93	(285,24)	C 1	1.70	(316,17)	C 1

JOB: HSS FDR Air Quality No-Build/No Jets RUN: FDR DRIVE BET E 67TH-75TH STS/NO JETS

MAXIMUM 8-HOUR RUNNING NONOVERLAPPING AVERAGE CONCENTRATIONS
IN PARTS PER MILLION (PPM),
INCLUDING AMBIENT BACKGROUND CONCENTRATIONS.

Receptor Number	Highest Conc	Highest Ending Day Hr	Highest Calm	Second highest Conc	Second highest Ending Day Hr	Second highest Calm
25	1.89	(285,24)	C 1	1.70	(316,17)	C 1
26	1.83	(285,24)	C 1	1.70	(316,17)	C 1
27	1.76	(285,24)	C 1	1.71	(316,17)	C 1
28	1.76	(285,24)	C 1	1.71*	(316,17)	C 1
29	1.71	(316,17)	C 1	1.70	(285,24)	C 1
30	1.73	(316,17)	C 1	1.63	(50,12)	C 2
31	1.76	(316,17)	C 1	1.67	(50,12)	C 2
32	1.57	(50,12)	C 2	1.56	(129,23)	C 0
33	1.47	(316,17)	C 1	1.47	(50,12)	C 2
34	1.35	(50,12)	C 2	1.35	(129,23)	C 0
35	1.25	(50,12)	C 2	1.23	(129,23)	C 0
36	1.28	(50,12)	C 2	1.17	(129,23)	C 0
37	1.20	(50,12)	C 2	1.15	(129,23)	C 0
38	1.17	(50,12)	C 2	1.11	(316,17)	C 1
39	1.08	(50,12)	C 2	1.04	(316,17)	C 1
40	1.07	(316,17)	C 1	1.05	(50,12)	C 2
41	1.06	(316,17)	C 1	1.05	(50,12)	C 2
42	1.05	(50,12)	C 2	1.03	(316,17)	C 1
43	1.05	(50,12)	C 2	1.01	(316,17)	C 1
44	1.03	(50,12)	C 2	1.01	(285,24)	C 1
45	1.07	(50,12)	C 2	1.01	(285,24)	C 1
46	1.03	(50,12)	C 2	1.03	(285,24)	C 1
47	1.02	(50,12)	C 2	1.01	(285,24)	C 1
48	1.02	(50,12)	C 2	1.00	(285,24)	C 1
49	1.00	(285,24)	C 1	.97	(50,12)	C 2
50	1.00	(50,12)	C 2	.99	(285,23)	C 1
51	.99	(285,23)	C 1	.99	(316,17)	C 1
52	1.04	(285,23)	C 1	.99	(316,17)	C 1
53	1.04	(285,24)	C 1	.96	(316,17)	C 1
54	1.09	(285,23)	C 1	.98	(50,12)	C 2
55	1.07	(285,23)	C 1	.94	(129,23)	C 0
56	1.03	(285,23)	C 1	.93	(50,12)	C 2
57	1.66	(285,23)	C 1	1.33	(326, 1)	C 1
58	1.44	(285,24)	C 1	1.21	(326, 1)	C 1
59	1.27	(285,23)	C 1	1.10	(342,22)	C 0
60	1.19	(285,23)	C 1	1.04	(342,23)	C 0

FIVE HIGHEST 1-HOUR END-TO-END AVERAGE CONCENTRATIONS IN PARTS PER MILLION
INCLUDING AMBIENT BACKGROUND CONCENTRATIONS.

Rcptr No.	Highest Conc	Highest Ending Day Hr	Highest Calm	Second Highest Conc	Second Highest Ending Day Hr	Second Highest Calm	Third Highest Conc	Third Highest Ending Day Hr	Third Highest Calm	Fourth Highest Conc	Fourth Highest Ending Day Hr	Fourth Highest Calm	Fifth Highest Conc	Fifth Highest Ending Day Hr	Fifth Highest Calm
1	3.60*(	41,18)	C 0	3.30	(285,21)	C 0	3.10	(140, 7)	C 0	2.80	(5,14)	C 0	2.70	(187,22)	C 0

JOB: HSS FDR Air Quality No-Build/No Jets

RUN: FDR DRIVE BET E 67TH-75TH STS/NO JETS

FIVE HIGHEST 1-HOUR END-TO-END AVERAGE CONCENTRATIONS IN PARTS PER MILLION
INCLUDING AMBIENT BACKGROUND CONCENTRATIONS.

Rcptr	Highest			Second Highest			Third Highest			Fourth Highest			Fifth Highest		
No.	Conc	Ending Day Hr	Calm	Conc	Ending Day Hr	Calm	Conc	Ending Day Hr	Calm	Conc	Ending Day Hr	Calm	Conc	Ending Day Hr	Calm
2	3.50	(41,18)	C 0	3.30	(285,21)	C 0	2.90	(140, 7)	C 0	2.70	(5,14)	C 0	2.70	(187,22)	C 0
3	3.50	(41,18)	C 0	3.40*	(285,21)	C 0	3.00	(140, 7)	C 0	2.80	(187,22)	C 0	2.70	(5,14)	C 0
4	3.50	(41,18)	C 0	3.40	(285,21)	C 0	3.00	(140, 7)	C 0	2.80	(5,14)	C 0	2.80	(187,22)	C 0
5	3.50	(41,18)	C 0	3.40	(285,21)	C 0	3.00	(140, 7)	C 0	2.80	(5,14)	C 0	2.80	(187,22)	C 0
6	3.40	(285,21)	C 0	3.40	(41,18)	C 0	2.90	(140, 7)	C 0	2.80	(187,22)	C 0	2.70	(50, 8)	C 0
7	3.40	(41,18)	C 0	3.30	(285,21)	C 0	2.90	(140, 7)	C 0	2.80	(5,14)	C 0	2.70	(50, 8)	C 0
8	3.50	(41,18)	C 0	3.40	(285,21)	C 0	2.90	(50, 8)	C 0	2.90	(140, 7)	C 0	2.80	(5,14)	C 0
9	3.40	(285,21)	C 0	3.40	(41,18)	C 0	3.00	(50, 8)	C 0	2.80	(5,14)	C 0	2.80	(140, 7)	C 0
10	3.40	(285,21)	C 0	3.30	(41,18)	C 0	2.90	(50, 8)	C 0	2.90	(76,19)	C 0	2.90	(140, 7)	C 0
11	3.40	(285,21)	C 0	3.30	(41,18)	C 0	3.20	(50, 8)	C 0	2.90	(76,19)	C 0	2.80	(5,14)	C 0
12	3.30	(41,18)	C 0	3.30	(285,21)	C 0	3.10	(50, 8)	C 0	3.00	(76,19)	C 0	2.80	(5,14)	C 0
13	3.40	(285,21)	C 0	3.40	(41,18)	C 0	3.10	(50, 8)	C 0	3.00	(29, 9)	C 0	3.00	(76,19)	C 0
14	3.40	(285,21)	C 0	3.30	(41,18)	C 0	3.20	(50, 8)	C 0	3.00	(29, 9)	C 0	3.00	(76,19)	C 0
15	3.30	(285,21)	C 0	3.20	(50, 8)	C 0	3.10	(41,18)	C 0	3.00	(76,19)	C 0	2.90	(29, 9)	C 0
16	3.20	(50, 8)	C 0	3.20	(285,21)	C 0	3.10	(41,18)	C 0	3.00	(29, 9)	C 0	2.90	(76,19)	C 0
17	3.20	(41,18)	C 0	3.20	(285,21)	C 0	3.10	(29, 9)	C 0	3.10	(50, 8)	C 0	3.00	(76,19)	C 0
18	3.30	(41,18)	C 0	3.30	(285,21)	C 0	3.20	(50, 8)	C 0	3.10	(29, 9)	C 0	3.10	(76,19)	C 0
19	3.30	(285,21)	C 0	3.20	(50, 8)	C 0	3.10	(29, 9)	C 0	3.10	(41,18)	C 0	3.00	(76,19)	C 0
20	3.20	(50, 8)	C 0	3.20	(285,21)	C 0	3.10	(41,18)	C 0	3.00	(29, 9)	C 0	3.00	(76,19)	C 0
21	3.20	(50, 8)	C 0	3.20	(285,21)	C 0	3.10	(41,18)	C 0	3.00	(29, 9)	C 0	3.00	(76,19)	C 0
22	3.30	(50, 8)	C 0	3.20	(285,21)	C 0	3.10	(76,19)	C 0	3.10	(41,18)	C 0	3.00	(29, 9)	C 0
23	3.30	(50, 8)	C 0	3.30	(285,21)	C 0	3.10	(29, 9)	C 0	3.10	(76,19)	C 0	3.10	(41,18)	C 0
24	3.30	(50, 8)	C 0	3.20	(285,21)	C 0	3.10	(29, 9)	C 0	3.10	(76,19)	C 0	3.10	(41,18)	C 0
25	3.30	(50, 8)	C 0	3.20	(285,21)	C 0	3.10	(29, 9)	C 0	3.10	(76,19)	C 0	3.10	(316,17)	C 0
26	3.30	(50, 8)	C 0	3.20	(285,21)	C 0	3.10	(29, 9)	C 0	3.10	(76,19)	C 0	3.10	(316,17)	C 0
27	3.30	(50, 8)	C 0	3.20	(29, 9)	C 0	3.20	(316,17)	C 0	3.10	(76,19)	C 0	3.00	(285,21)	C 0
28	3.30	(50, 8)	C 0	3.20	(316,17)	C 0	3.10	(29, 9)	C 0	3.10	(76,19)	C 0	3.00	(285,21)	C 0
29	3.30	(50, 8)	C 0	3.10	(29, 9)	C 0	3.10	(76,19)	C 0	3.10	(316,17)	C 0	2.80	(160,10)	C 0
30	3.30	(50, 8)	C 0	3.20	(29, 9)	C 0	3.10	(76,19)	C 0	3.10	(316,17)	C 0	2.80	(160,10)	C 0
31	3.30	(50, 8)	C 0	3.20	(29, 9)	C 0	3.20	(316,17)	C 0	3.10	(76,19)	C 0	2.90	(160,10)	C 0
32	3.10	(50, 8)	C 0	3.10	(316,17)	C 0	3.00	(29, 9)	C 0	2.90	(76,19)	C 0	2.70	(156,10)	C 0
33	3.00	(50, 8)	C 0	3.00	(316,17)	C 0	2.90	(29, 9)	C 0	2.80	(76,19)	C 0	2.60	(156,10)	C 0
34	2.90	(316,17)	C 0	2.70	(29, 9)	C 0	2.60	(50, 8)	C 0	2.50	(76,19)	C 0	2.50	(160,10)	C 0
35	2.60	(29, 9)	C 0	2.60	(316,17)	C 0	2.50	(50, 8)	C 0	2.30	(76,19)	C 0	2.30	(160,10)	C 0
36	2.50	(316,17)	C 0	2.40	(29, 9)	C 0	2.40	(50, 8)	C 0	2.30	(233, 7)	C 0	2.20	(76,19)	C 0
37	2.60	(316,17)	C 0	2.30	(29, 9)	C 0	2.30	(50, 8)	C 0	2.20	(233, 7)	C 0	2.10	(5,21)	C 0
38	2.50	(316,17)	C 0	2.30	(233, 7)	C 0	2.20	(29, 9)	C 0	2.20	(50, 8)	C 0	2.00	(5,21)	C 0
39	2.30	(316,17)	C 0	2.10	(29, 9)	C 0	2.10	(156,10)	C 0	2.10	(233, 7)	C 0	2.00	(5,21)	C 0
40	2.40	(316,17)	C 0	2.10	(233, 7)	C 0	2.00	(29, 9)	C 0	2.00	(156,10)	C 0	1.90	(5,21)	C 0
41	2.30	(316,17)	C 0	2.10	(233, 7)	C 0	1.90	(5,21)	C 0	1.90	(41,18)	C 0	1.90	(50, 8)	C 0
42	2.10	(316,17)	C 0	2.00	(29, 9)	C 0	1.90	(50, 8)	C 0	1.90	(233, 7)	C 0	1.80	(41,18)	C 0

JOB: HSS FDR Air Quality No-Build/No Jets RUN: FDR DRIVE BET E 67TH-75TH STS/NO JETS

FIVE HIGHEST 1-HOUR END-TO-END AVERAGE CONCENTRATIONS IN PARTS PER MILLION
INCLUDING AMBIENT BACKGROUND CONCENTRATIONS.

Rcptr	Highest			Second Highest			Third Highest			Fourth Highest			Fifth Highest		
No.	Conc	Ending Day Hr	Calm	Conc	Ending Day Hr	Calm	Conc	Ending Day Hr	Calm	Conc	Ending Day Hr	Calm	Conc	Ending Day Hr	Calm
43	2.10	(316,17)	C 0	2.00	(29, 9)	C 0	1.90	(50, 8)	C 0	1.90	(233, 7)	C 0	1.80	(5,21)	C 0
44	2.10	(316,17)	C 0	1.90	(29, 9)	C 0	1.90	(50, 8)	C 0	1.90	(76,19)	C 0	1.90	(233, 7)	C 0
45	2.10	(316,17)	C 0	2.00	(50, 8)	C 0	1.90	(233, 7)	C 0	1.80	(29, 9)	C 0	1.80	(76,19)	C 0
46	2.10	(316,17)	C 0	1.90	(50, 8)	C 0	1.90	(233, 7)	C 0	1.80	(29, 9)	C 0	1.80	(76,19)	C 0
47	2.00	(316,17)	C 0	1.90	(50, 8)	C 0	1.90	(233, 7)	C 0	1.80	(29, 9)	C 0	1.80	(76,19)	C 0
48	1.90	(29, 9)	C 0	1.90	(50, 8)	C 0	1.90	(316,17)	C 0	1.80	(76,19)	C 0	1.80	(160,10)	C 0
49	1.90	(29, 9)	C 0	1.90	(285,21)	C 0	1.90	(316,17)	C 0	1.80	(41,18)	C 0	1.80	(50, 8)	C 0
50	2.00	(316,17)	C 0	1.90	(29, 9)	C 0	1.90	(50, 8)	C 0	1.80	(285,21)	C 0	1.80	(41,18)	C 0
51	2.10	(316,17)	C 0	1.90	(50, 8)	C 0	1.90	(41,18)	C 0	1.80	(29, 9)	C 0	1.80	(285,21)	C 0
52	2.10	(316,17)	C 0	1.80	(29, 9)	C 0	1.80	(41,18)	C 0	1.80	(50, 8)	C 0	1.80	(233, 7)	C 0
53	2.00	(285,21)	C 0	2.00	(316,17)	C 0	1.80	(29, 9)	C 0	1.80	(50, 8)	C 0	1.80	(233, 7)	C 0
54	1.90	(29, 9)	C 0	1.90	(50, 8)	C 0	1.90	(285,21)	C 0	1.90	(316,17)	C 0	1.70	(41,18)	C 0
55	2.00	(285,21)	C 0	1.90	(29, 9)	C 0	1.90	(50, 8)	C 0	1.90	(316,17)	C 0	1.70	(156,10)	C 0
56	2.00	(316,17)	C 0	1.90	(50, 8)	C 0	1.90	(285,21)	C 0	1.80	(29, 9)	C 0	1.70	(156,10)	C 0
57	3.40	(41,18)	C 0	3.00	(285,21)	C 0	2.90	(140, 7)	C 0	2.50	(5,14)	C 0	2.50	(187,22)	C 0
58	3.20	(41,18)	C 0	2.80	(140, 7)	C 0	2.60	(285,21)	C 0	2.40	(187,22)	C 0	2.40	(362, 8)	C 0
59	2.90	(41,18)	C 0	2.70	(140, 7)	C 0	2.40	(285,21)	C 0	2.20	(5,14)	C 0	2.20	(187,22)	C 0
60	2.90	(41,18)	C 0	2.40	(140, 7)	C 0	2.20	(285,21)	C 0	2.20	(187,22)	C 0	2.10	(5,14)	C 0

MAXIMUM 8-HOUR AVERAGED LINK CONTRIBUTIONS
IN PARTS PER MILLION (PPM)
INCLUDING AMBIENT BACKGROUND CONCENTRATIONS.

Rcptr No.	Total Conc	Ending Day Hr	Ambient Backgnd	Total Link	Link +1	Link +2	Link +3	Link +4	Link +5	Link +6	Link +7	Link +8	Link +9	Link +10
1	1.93	(285,24)	.00	1.93	.00	1.20	.00	.00	.00	.00	.67	.00	.00	.06
2	1.94	(285,24)	.00	1.94	.00	1.21	.00	.00	.00	.00	.67	.00	.00	.06
3	1.94	(285,24)	.00	1.94	.00	1.23	.00	.00	.00	.00	.66	.00	.00	.06
4	1.96	(285,24)	.00	1.96	.00	1.24	.00	.00	.00	.00	.66	.00	.00	.06
5	1.96	(285,24)	.00	1.96	.00	1.24	.00	.00	.00	.00	.66	.00	.00	.06
6	1.96	(285,24)	.00	1.96	.00	1.24	.00	.00	.00	.00	.66	.00	.00	.06
7	1.93	(285,24)	.00	1.93	.00	1.21	.00	.00	.00	.00	.66	.00	.00	.06
8	1.96	(285,24)	.00	1.96	.00	1.24	.00	.00	.00	.00	.66	.00	.00	.06
9	1.96	(285,24)	.00	1.96	.00	1.24	.00	.00	.00	.00	.66	.00	.00	.06
10	1.96	(285,24)	.00	1.96	.00	1.24	.00	.00	.00	.00	.66	.00	.00	.06
11	1.96	(285,24)	.00	1.96	.00	1.24	.00	.00	.00	.00	.66	.00	.00	.06
12	1.93	(285,24)	.00	1.93	.00	1.21	.00	.00	.00	.00	.66	.00	.00	.06
13	1.96	(285,24)	.00	1.96	.00	1.24	.00	.00	.00	.00	.66	.00	.00	.06
14	1.96	(285,24)	.00	1.96	.00	1.24	.00	.00	.00	.00	.66	.00	.00	.06
15	1.93	(285,24)	.00	1.93	.00	1.21	.00	.00	.00	.00	.66	.00	.00	.06

JOB: HSS FDR Air Quality No-Build/No Jets

RUN: FDR DRIVE BET E 67TH-75TH STS/NO JETS

LINK CONTRIBUTION TABLES

MAXIMUM 8-HOUR AVERAGED LINK CONTRIBUTIONS
IN PARTS PER MILLION (PPM)
INCLUDING AMBIENT BACKGROUND CONCENTRATIONS.

Rcptr No.	Total Conc	Ending Day Hr	Ambient Backgnd	Total Link	Link +1	Link +2	Link +3	Link +4	Link +5	Link +6	Link +7	Link +8	Link +9	Link +10
16	1.93	(285,24)	.00	1.93	.00	1.21	.00	.00	.00	.01	.64	.00	.00	.06
17	1.93	(285,24)	.00	1.93	.00	1.21	.00	.00	.00	.01	.64	.00	.00	.06
18	1.97	(285,24)	.00	1.97	.00	1.24	.01	.00	.00	.01	.64	.00	.00	.06
19	1.96	(285,24)	.00	1.96	.00	1.24	.01	.00	.00	.01	.63	.00	.00	.06
20	1.93	(285,24)	.00	1.93	.00	1.21	.01	.00	.00	.01	.63	.00	.00	.06
21	1.91	(285,24)	.00	1.91	.00	1.20	.01	.00	.00	.01	.63	.00	.00	.06
22	1.93	(285,24)	.00	1.93	.00	1.21	.01	.00	.00	.01	.63	.00	.00	.06
23	1.93	(285,24)	.00	1.93	.00	1.20	.01	.00	.00	.03	.63	.00	.00	.06
24	1.93	(285,24)	.00	1.93	.00	1.21	.01	.00	.00	.03	.61	.00	.00	.06
25	1.89	(285,24)	.00	1.89	.00	1.19	.01	.00	.00	.03	.60	.00	.00	.06
26	1.83	(285,24)	.00	1.83	.00	1.17	.03	.00	.00	.04	.53	.00	.00	.06
27	1.76	(285,24)	.00	1.76	.00	1.14	.04	.00	.00	.06	.50	.00	.00	.01
28	1.76	(285,24)	.00	1.76	.00	1.11	.06	.00	.00	.13	.43	.00	.01	.01
29	1.71	(316,17)	.00	1.71	.00	1.06	.00	.00	.00	.00	.57	.01	.00	.07
30	1.73	(316,17)	.00	1.73	.00	1.07	.00	.00	.00	.00	.59	.00	.00	.07
31	1.76	(316,17)	.00	1.76	.00	1.11	.00	.00	.00	.00	.57	.00	.00	.07
32	1.57	(50,12)	.00	1.57	.00	1.03	.00	.00	.00	.00	.52	.00	.00	.02
33	1.47	(316,17)	.00	1.47	.00	.60	.27	.00	.00	.07	.47	.00	.00	.06
34	1.35	(50,12)	.00	1.35	.00	.57	.27	.00	.00	.02	.48	.00	.00	.02
35	1.25	(50,12)	.00	1.25	.00	.43	.33	.00	.00	.03	.43	.00	.00	.02
36	1.28	(50,12)	.00	1.28	.00	.37	.42	.00	.00	.08	.40	.00	.00	.02
37	1.20	(50,12)	.00	1.20	.00	.28	.45	.00	.00	.12	.33	.00	.00	.02
38	1.17	(50,12)	.00	1.17	.00	.25	.47	.00	.00	.15	.28	.00	.00	.02
39	1.08	(50,12)	.00	1.08	.00	.20	.47	.00	.00	.17	.25	.00	.00	.00
40	1.07	(316,17)	.00	1.07	.00	.14	.51	.00	.00	.21	.17	.00	.01	.01
41	1.06	(316,17)	.00	1.06	.00	.14	.51	.00	.00	.23	.14	.00	.01	.01
42	1.05	(50,12)	.00	1.05	.00	.15	.48	.00	.00	.22	.18	.00	.02	.00
43	1.05	(50,12)	.00	1.05	.00	.15	.48	.00	.00	.22	.18	.00	.02	.00
44	1.03	(50,12)	.00	1.03	.00	.13	.50	.00	.00	.22	.17	.00	.02	.00
45	1.07	(50,12)	.00	1.07	.00	.13	.53	.00	.00	.23	.15	.00	.02	.00
46	1.03	(50,12)	.00	1.03	.00	.12	.53	.00	.00	.23	.13	.00	.02	.00
47	1.02	(50,12)	.00	1.02	.00	.10	.53	.00	.00	.23	.13	.00	.02	.00
48	1.02	(50,12)	.00	1.02	.00	.10	.53	.00	.00	.23	.13	.00	.02	.00
49	1.00	(285,24)	.00	1.00	.00	.00	.60	.03	.04	.30	.00	.00	.03	.00
50	1.00	(50,12)	.00	1.00	.00	.08	.55	.00	.00	.25	.10	.00	.02	.00
51	.99	(285,23)	.00	.99	.00	.00	.60	.04	.10	.24	.00	.00	.00	.00
52	1.04	(285,23)	.00	1.04	.00	.00	.59	.07	.16	.23	.00	.00	.00	.00
53	1.04	(285,24)	.00	1.04	.00	.00	.56	.09	.21	.19	.00	.00	.00	.00
54	1.09	(285,23)	.00	1.09	.00	.00	.50	.20	.30	.09	.00	.00	.00	.00

JOB: HSS FDR Air Quality No-Build/No Jets

RUN: FDR DRIVE BET E 67TH-75TH STS/NO JETS

LINK CONTRIBUTION TABLES

MAXIMUM 8-HOUR AVERAGED LINK CONTRIBUTIONS
IN PARTS PER MILLION (PPM)
INCLUDING AMBIENT BACKGROUND CONCENTRATIONS.

Rcptr No.	Total Conc	Ending Day Hr	Ambient Backgnd	Total Link	Link +1	Link +2	Link +3	Link +4	Link +5	Link +6	Link +7	Link +8	Link +9	Link +10
55	1.07	(285,23)	.00	1.07	.00	.00	.30	.37	.39	.01	.00	.00	.00	.00
56	1.03	(285,23)	.00	1.03	.00	.00	.00	.63	.40	.00	.00	.00	.00	.00
57	1.66	(285,23)	.00	1.66	.30	.69	.00	.00	.00	.00	.61	.01	.00	.04
58	1.44	(285,24)	.00	1.44	.51	.31	.00	.00	.00	.00	.46	.11	.00	.04
59	1.27	(285,23)	.00	1.27	.54	.17	.00	.00	.00	.00	.33	.19	.00	.04
60	1.19	(285,23)	.00	1.19	.59	.11	.00	.00	.00	.00	.21	.26	.00	.01

SECOND HIGHEST 8-HOUR AVERAGED LINK CONTRIBUTIONS
IN PARTS PER MILLION (PPM)
INCLUDING AMBIENT BACKGROUND CONCENTRATIONS.

Rcptr No.	Total Conc	Ending Day Hr	Ambient Backgnd	Total Link	Link +1	Link +2	Link +3	Link +4	Link +5	Link +6	Link +7	Link +8	Link +9	Link +10
1	1.54	(326, 1)	.00	1.54	.00	1.00	.00	.00	.00	.00	.50	.00	.00	.04
2	1.51	(326, 1)	.00	1.51	.00	.97	.00	.00	.00	.00	.50	.00	.00	.04
3	1.56	(326, 1)	.00	1.56	.00	1.01	.00	.00	.00	.00	.50	.00	.00	.04
4	1.57	(326, 1)	.00	1.57	.00	1.03	.00	.00	.00	.00	.50	.00	.00	.04
5	1.57	(326, 1)	.00	1.57	.00	1.03	.00	.00	.00	.00	.50	.00	.00	.04
6	1.56	(326, 1)	.00	1.56	.00	1.01	.00	.00	.00	.00	.50	.00	.00	.04
7	1.51	(326, 1)	.00	1.51	.00	.97	.00	.00	.00	.00	.50	.00	.00	.04
8	1.57	(326, 1)	.00	1.57	.00	1.03	.00	.00	.00	.00	.50	.00	.00	.04
9	1.56	(326, 1)	.00	1.56	.00	1.01	.00	.00	.00	.00	.50	.00	.00	.04
10	1.57	(326, 1)	.00	1.57	.00	1.03	.00	.00	.00	.00	.50	.00	.00	.04
11	1.56	(326, 1)	.00	1.56	.00	1.01	.00	.00	.00	.00	.50	.00	.00	.04
12	1.57	(316,17)	.00	1.57	.04	.97	.00	.00	.00	.00	.47	.06	.00	.03
13	1.60	(316,17)	.00	1.60	.01	1.01	.00	.00	.00	.00	.50	.04	.00	.03
14	1.59	(316,17)	.00	1.59	.01	1.01	.00	.00	.00	.00	.50	.03	.00	.03
15	1.59	(316,17)	.00	1.59	.01	1.01	.00	.00	.00	.00	.50	.03	.00	.03
16	1.59	(316,17)	.00	1.59	.01	1.01	.00	.00	.00	.00	.51	.01	.00	.03
17	1.61	(316,17)	.00	1.61	.01	1.04	.00	.00	.00	.00	.51	.01	.00	.03
18	1.61	(316,17)	.00	1.61	.01	1.04	.00	.00	.00	.00	.51	.01	.00	.03
19	1.63	(316,17)	.00	1.63	.01	1.04	.00	.00	.00	.00	.53	.01	.00	.03
20	1.63	(316,17)	.00	1.63	.01	1.04	.00	.00	.00	.00	.53	.01	.00	.03
21	1.63	(316,17)	.00	1.63	.01	1.04	.00	.00	.00	.00	.53	.01	.00	.03
22	1.69	(316,17)	.00	1.69	.01	1.06	.00	.00	.00	.00	.56	.01	.00	.04
23	1.69	(316,17)	.00	1.69	.01	1.06	.00	.00	.00	.00	.56	.01	.00	.04
24	1.70	(316,17)	.00	1.70	.01	1.06	.00	.00	.00	.00	.57	.01	.00	.04
25	1.70	(316,17)	.00	1.70	.01	1.06	.00	.00	.00	.00	.57	.01	.00	.04

DATE : 7/21/ 8
TIME : 13: 6:16

JOB: HSS FDR Air Quality No-Build/No Jets

RUN: FDR DRIVE BET E 67TH-75TH STS/NO JETS

LINK CONTRIBUTION TABLES

SECOND HIGHEST 8-HOUR AVERAGED LINK CONTRIBUTIONS
IN PARTS PER MILLION (PPM)
INCLUDING AMBIENT BACKGROUND CONCENTRATIONS.

Rcptr No.	Total Conc	Ending Day Hr	Ambient Backgnd	Total Link	Link +1	Link +2	Link +3	Link +4	Link +5	Link +6	Link +7	Link +8	Link +9	Link +10
26	1.70	(316,17)	.00	1.70	.01	1.06	.00	.00	.00	.00	.57	.01	.00	.04
27	1.71	(316,17)	.00	1.71	.00	1.07	.00	.00	.00	.00	.57	.01	.00	.06
28	1.71	(316,17)	.00	1.71	.00	1.07	.00	.00	.00	.00	.57	.01	.00	.06
29	1.70	(285,24)	.00	1.70	.00	1.07	.09	.00	.00	.20	.31	.00	.03	.00
30	1.63	(50,12)	.00	1.63	.00	1.08	.00	.00	.00	.00	.53	.00	.00	.02
31	1.67	(50,12)	.00	1.67	.00	1.12	.00	.00	.00	.00	.53	.00	.00	.02
32	1.56	(129,23)	.00	1.56	.00	1.04	.03	.00	.00	.00	.48	.00	.00	.03
33	1.47	(50,12)	.00	1.47	.00	.75	.18	.00	.00	.00	.52	.00	.00	.02
34	1.35	(129,23)	.00	1.35	.00	.57	.29	.00	.00	.04	.43	.00	.00	.03
35	1.23	(129,23)	.00	1.23	.00	.44	.36	.00	.00	.04	.38	.00	.00	.01
36	1.17	(129,23)	.00	1.18	.00	.35	.40	.00	.00	.08	.34	.00	.00	.01
37	1.15	(129,23)	.00	1.15	.00	.29	.45	.00	.00	.11	.29	.00	.00	.01
38	1.11	(316,17)	.00	1.11	.00	.21	.47	.00	.00	.20	.21	.00	.00	.01
39	1.04	(316,17)	.00	1.04	.00	.17	.49	.00	.00	.20	.17	.00	.00	.01
40	1.05	(50,12)	.00	1.05	.00	.18	.48	.00	.00	.18	.20	.00	.00	.00
41	1.05	(50,12)	.00	1.05	.00	.18	.48	.00	.00	.18	.20	.00	.00	.00
42	1.03	(316,17)	.00	1.03	.00	.13	.51	.00	.00	.23	.14	.00	.01	.00
43	1.01	(316,17)	.00	1.01	.00	.13	.51	.00	.00	.23	.13	.00	.01	.00
44	1.01	(285,24)	.00	1.01	.00	.00	.61	.01	.01	.31	.00	.00	.06	.00
45	1.01	(285,24)	.00	1.01	.00	.00	.61	.01	.01	.31	.00	.00	.06	.00
46	1.03	(285,24)	.00	1.03	.00	.00	.61	.01	.03	.31	.00	.00	.06	.00
47	1.01	(285,24)	.00	1.01	.00	.00	.61	.01	.03	.31	.00	.00	.04	.00
48	1.00	(285,24)	.00	1.00	.00	.00	.60	.01	.03	.31	.00	.00	.04	.00
49	.97	(50,12)	.00	.97	.00	.08	.52	.00	.00	.23	.12	.00	.02	.00
50	.99	(285,23)	.00	.99	.00	.00	.60	.03	.09	.27	.00	.00	.00	.00
51	.99	(316,17)	.00	.99	.00	.07	.54	.00	.00	.27	.09	.00	.01	.00
52	.99	(316,17)	.00	.99	.00	.07	.54	.00	.00	.27	.09	.00	.01	.00
53	.96	(316,17)	.00	.96	.00	.06	.54	.00	.00	.27	.07	.00	.01	.00
54	.98	(50,12)	.00	.98	.00	.05	.57	.00	.00	.27	.08	.00	.02	.00
55	.94	(129,23)	.00	.94	.00	.08	.55	.00	.00	.23	.08	.00	.01	.00
56	.93	(50,12)	.00	.93	.00	.03	.55	.00	.00	.27	.07	.00	.02	.00
57	1.33	(326, 1)	.00	1.33	.23	.57	.00	.00	.00	.00	.49	.00	.00	.04
58	1.21	(326, 1)	.00	1.21	.40	.29	.00	.00	.00	.00	.41	.07	.00	.04
59	1.10	(342,22)	.00	1.10	.36	.31	.00	.00	.00	.00	.32	.08	.00	.03
60	1.04	(342,23)	.00	1.04	.40	.26	.00	.00	.00	.00	.26	.10	.00	.01

JOB: HSS FDR Air Quality No-Build/No Jets

RUN: FDR DRIVE BET E 67TH-75TH STS/NO JETS

LINK CONTRIBUTION TABLES

MAXIMUM 1-HOUR AVERAGED LINK CONTRIBUTIONS
IN PARTS PER MILLION (PPM)
INCLUDING AMBIENT BACKGROUND CONCENTRATIONS.

Rcptr No.	Total Conc	Ending Day Hr	Ambient Backgnd	Total Link	Link +1	Link +2	Link +3	Link +4	Link +5	Link +6	Link +7	Link +8	Link +9	Link +10
1	3.60	(41,18)	.00	3.60	.00	2.30	.10	.00	.00	.10	1.00	.00	.00	.10
2	3.50	(41,18)	.00	3.50	.00	2.30	.10	.00	.00	.10	.90	.00	.00	.10
3	3.50	(41,18)	.00	3.50	.00	2.30	.10	.00	.00	.10	.90	.00	.00	.10
4	3.50	(41,18)	.00	3.50	.00	2.30	.10	.00	.00	.10	.90	.00	.00	.10
5	3.50	(41,18)	.00	3.50	.00	2.30	.10	.00	.00	.10	.90	.00	.00	.10
6	3.40	(285,21)	.00	3.40	.00	2.20	.00	.00	.00	.00	1.10	.00	.00	.10
7	3.40	(41,18)	.00	3.40	.00	2.20	.10	.00	.00	.10	.90	.00	.00	.10
8	3.50	(41,18)	.00	3.50	.00	2.30	.10	.00	.00	.10	.90	.00	.00	.10
9	3.40	(285,21)	.00	3.40	.00	2.20	.00	.00	.00	.00	1.10	.00	.00	.10
10	3.40	(285,21)	.00	3.40	.00	2.20	.00	.00	.00	.00	1.10	.00	.00	.10
11	3.40	(285,21)	.00	3.40	.00	2.20	.00	.00	.00	.00	1.10	.00	.00	.10
12	3.30	(41,18)	.00	3.30	.00	2.20	.10	.00	.00	.10	.80	.00	.00	.10
13	3.40	(285,21)	.00	3.40	.00	2.20	.00	.00	.00	.00	1.10	.00	.00	.10
14	3.40	(285,21)	.00	3.40	.00	2.20	.00	.00	.00	.00	1.10	.00	.00	.10
15	3.30	(285,21)	.00	3.30	.00	2.10	.00	.00	.00	.00	1.10	.00	.00	.10
16	3.20	(50, 8)	.00	3.20	.00	2.00	.00	.00	.00	.00	1.00	.10	.00	.10
17	3.20	(41,18)	.00	3.20	.00	2.10	.10	.00	.10	.20	.70	.00	.00	.00
18	3.30	(41,18)	.00	3.30	.00	2.10	.20	.00	.10	.20	.70	.00	.00	.00
19	3.30	(285,21)	.00	3.30	.00	2.20	.00	.00	.00	.00	1.00	.00	.00	.10
20	3.20	(50, 8)	.00	3.20	.00	2.00	.00	.00	.00	.00	1.10	.00	.00	.10
21	3.20	(50, 8)	.00	3.20	.00	2.00	.00	.00	.00	.00	1.10	.00	.00	.10
22	3.30	(50, 8)	.00	3.30	.00	2.10	.00	.00	.00	.00	1.10	.00	.00	.10
23	3.30	(50, 8)	.00	3.30	.00	2.10	.00	.00	.00	.00	1.10	.00	.00	.10
24	3.30	(50, 8)	.00	3.30	.00	2.10	.00	.00	.00	.00	1.10	.00	.00	.10
25	3.30	(50, 8)	.00	3.30	.00	2.10	.00	.00	.00	.00	1.10	.00	.00	.10
26	3.30	(50, 8)	.00	3.30	.00	2.10	.00	.00	.00	.00	1.10	.00	.00	.10
27	3.30	(50, 8)	.00	3.30	.00	2.10	.00	.00	.00	.00	1.10	.00	.00	.10
28	3.30	(50, 8)	.00	3.30	.00	2.10	.00	.00	.00	.00	1.10	.00	.00	.10
29	3.30	(50, 8)	.00	3.30	.00	2.10	.00	.00	.00	.00	1.10	.00	.00	.10
30	3.30	(50, 8)	.00	3.30	.00	2.10	.00	.00	.00	.00	1.10	.00	.00	.10
31	3.30	(50, 8)	.00	3.30	.00	2.10	.00	.00	.00	.00	1.10	.00	.00	.10
32	3.10	(50, 8)	.00	3.10	.00	1.90	.00	.00	.00	.00	1.10	.00	.00	.10
33	3.00	(50, 8)	.00	3.00	.00	1.40	.40	.00	.00	.00	1.10	.00	.00	.10
34	2.90	(316,17)	.00	2.90	.00	1.50	.40	.00	.00	.00	.90	.00	.00	.10
35	2.60	(29, 9)	.00	2.60	.00	.80	.70	.00	.00	.10	.90	.00	.00	.10
36	2.50	(316,17)	.00	2.50	.00	1.00	.60	.00	.00	.00	.80	.00	.00	.10
37	2.60	(316,17)	.00	2.60	.00	.90	.70	.00	.00	.10	.80	.00	.00	.10
38	2.50	(316,17)	.00	2.50	.00	.80	.80	.00	.00	.10	.70	.00	.00	.10
39	2.30	(316,17)	.00	2.30	.00	.70	.80	.00	.00	.10	.60	.00	.00	.10

JOB: HSS FDR Air Quality No-Build/No Jets

RUN: FDR DRIVE BET E 67TH-75TH STS/NO JETS

LINK CONTRIBUTION TABLES

MAXIMUM 1-HOUR AVERAGED LINK CONTRIBUTIONS
IN PARTS PER MILLION (PPM)
INCLUDING AMBIENT BACKGROUND CONCENTRATIONS.

Rcptr No.	Total Conc	Ending Day Hr	Ambient Backgnd	Total Link	Link +1	Link +2	Link +3	Link +4	Link +5	Link +6	Link +7	Link +8	Link +9	Link +10
40	2.40	(316,17)	.00	2.40	.00	.60	.90	.00	.00	.20	.60	.00	.00	.10
41	2.30	(316,17)	.00	2.30	.00	.60	.90	.00	.00	.20	.50	.00	.00	.10
42	2.10	(316,17)	.00	2.10	.00	.50	.90	.00	.00	.20	.50	.00	.00	.00
43	2.10	(316,17)	.00	2.10	.00	.50	.90	.00	.00	.20	.50	.00	.00	.00
44	2.10	(316,17)	.00	2.10	.00	.40	1.00	.00	.00	.30	.40	.00	.00	.00
45	2.10	(316,17)	.00	2.10	.00	.40	1.00	.00	.00	.30	.40	.00	.00	.00
46	2.10	(316,17)	.00	2.10	.00	.40	1.00	.00	.00	.30	.40	.00	.00	.00
47	2.00	(316,17)	.00	2.00	.00	.30	1.00	.00	.00	.30	.40	.00	.00	.00
48	1.90	(29, 9)	.00	1.90	.00	.10	1.00	.00	.00	.50	.20	.00	.10	.00
49	1.90	(29, 9)	.00	1.90	.00	.10	1.00	.00	.00	.50	.20	.00	.10	.00
50	2.00	(316,17)	.00	2.00	.00	.30	1.10	.00	.00	.30	.30	.00	.00	.00
51	2.10	(316,17)	.00	2.10	.00	.30	1.10	.00	.00	.40	.30	.00	.00	.00
52	2.10	(316,17)	.00	2.10	.00	.30	1.10	.00	.00	.40	.30	.00	.00	.00
53	2.00	(285,21)	.00	2.00	.00	.00	1.00	.30	.50	.20	.00	.00	.00	.00
54	1.90	(29, 9)	.00	1.90	.00	.10	1.10	.00	.00	.50	.10	.00	.10	.00
55	2.00	(285,21)	.00	2.00	.00	.00	.50	.80	.70	.00	.00	.00	.00	.00
56	2.00	(316,17)	.00	2.00	.00	.20	1.10	.00	.00	.40	.20	.00	.10	.00
57	3.40	(41,18)	.00	3.40	.20	1.90	.10	.00	.00	.10	1.00	.00	.00	.10
58	3.20	(41,18)	.00	3.20	.40	1.50	.10	.00	.00	.10	1.00	.00	.00	.10
59	2.90	(41,18)	.00	2.90	.60	1.20	.00	.00	.00	.10	.90	.00	.00	.10
60	2.90	(41,18)	.00	2.90	.70	1.00	.00	.00	.00	.10	.90	.10	.00	.10

SECOND HIGHEST 1-HOUR AVERAGED LINK CONTRIBUTIONS
IN PARTS PER MILLION (PPM)
INCLUDING AMBIENT BACKGROUND CONCENTRATIONS.

Rcptr No.	Total Conc	Ending Day Hr	Ambient Backgnd	Total Link	Link +1	Link +2	Link +3	Link +4	Link +5	Link +6	Link +7	Link +8	Link +9	Link +10
1	3.30	(285,21)	.00	3.30	.00	2.10	.00	.00	.00	.00	1.10	.00	.00	.10
2	3.30	(285,21)	.00	3.30	.00	2.10	.00	.00	.00	.00	1.10	.00	.00	.10
3	3.40	(285,21)	.00	3.40	.00	2.20	.00	.00	.00	.00	1.10	.00	.00	.10
4	3.40	(285,21)	.00	3.40	.00	2.20	.00	.00	.00	.00	1.10	.00	.00	.10
5	3.40	(285,21)	.00	3.40	.00	2.20	.00	.00	.00	.00	1.10	.00	.00	.10
6	3.40	(41,18)	.00	3.40	.00	2.20	.10	.00	.00	.10	.90	.00	.00	.10
7	3.30	(285,21)	.00	3.30	.00	2.10	.00	.00	.00	.00	1.10	.00	.00	.10
8	3.40	(285,21)	.00	3.40	.00	2.20	.00	.00	.00	.00	1.10	.00	.00	.10
9	3.40	(41,18)	.00	3.40	.00	2.20	.10	.00	.00	.10	.90	.00	.00	.10
10	3.30	(41,18)	.00	3.30	.00	2.20	.10	.00	.00	.10	.80	.00	.00	.10

JOB: HSS FDR Air Quality No-Build/No Jets

RUN: FDR DRIVE BET E 67TH-75TH STS/NO JETS

LINK CONTRIBUTION TABLES

SECOND HIGHEST 1-HOUR AVERAGED LINK CONTRIBUTIONS
IN PARTS PER MILLION (PPM)
INCLUDING AMBIENT BACKGROUND CONCENTRATIONS.

Rcptr No.	Total Conc	Ending Day Hr	Ambient Backgnd	Total Link	Link +1	Link +2	Link +3	Link +4	Link +5	Link +6	Link +7	Link +8	Link +9	Link +10
11	3.30	(41,18)	.00	3.30	.00	2.20	.10	.00	.00	.10	.80	.00	.00	.10
12	3.30	(285,21)	.00	3.30	.00	2.10	.00	.00	.00	.00	1.10	.00	.00	.10
13	3.40	(41,18)	.00	3.40	.00	2.20	.10	.00	.10	.10	.80	.00	.00	.10
14	3.30	(41,18)	.00	3.30	.00	2.20	.10	.00	.10	.10	.80	.00	.00	.00
15	3.20	(50, 8)	.00	3.20	.00	2.00	.00	.00	.00	.00	1.00	.10	.00	.10
16	3.20	(285,21)	.00	3.20	.00	2.10	.00	.00	.00	.00	1.00	.00	.00	.10
17	3.20	(285,21)	.00	3.20	.00	2.10	.00	.00	.00	.00	1.00	.00	.00	.10
18	3.30	(285,21)	.00	3.30	.00	2.20	.00	.00	.00	.00	1.00	.00	.00	.10
19	3.20	(50, 8)	.00	3.20	.00	2.10	.00	.00	.00	.00	1.00	.00	.00	.10
20	3.20	(285,21)	.00	3.20	.00	2.10	.00	.00	.00	.00	1.00	.00	.00	.10
21	3.20	(285,21)	.00	3.20	.00	2.10	.00	.00	.00	.00	1.00	.00	.00	.10
22	3.20	(285,21)	.00	3.20	.00	2.10	.00	.00	.00	.00	1.00	.00	.00	.10
23	3.30	(285,21)	.00	3.30	.00	2.10	.00	.00	.00	.10	1.00	.00	.00	.10
24	3.20	(285,21)	.00	3.20	.00	2.10	.00	.00	.00	.10	.90	.00	.00	.10
25	3.20	(285,21)	.00	3.20	.00	2.10	.00	.00	.00	.10	.90	.00	.00	.10
26	3.20	(285,21)	.00	3.20	.00	2.10	.10	.00	.00	.10	.80	.00	.00	.10
27	3.20	(29, 9)	.00	3.20	.00	2.10	.00	.00	.00	.00	1.00	.00	.00	.10
28	3.20	(316,17)	.00	3.20	.00	2.20	.00	.00	.00	.00	.80	.10	.00	.10
29	3.10	(29, 9)	.00	3.10	.00	2.00	.00	.00	.00	.00	1.00	.00	.00	.10
30	3.20	(29, 9)	.00	3.20	.00	2.10	.00	.00	.00	.00	1.00	.00	.00	.10
31	3.20	(29, 9)	.00	3.20	.00	2.10	.00	.00	.00	.00	1.00	.00	.00	.10
32	3.10	(316,17)	.00	3.10	.00	2.10	.00	.00	.00	.00	.90	.00	.00	.10
33	3.00	(316,17)	.00	3.00	.00	1.80	.20	.00	.00	.00	.90	.00	.00	.10
34	2.70	(29, 9)	.00	2.70	.00	1.10	.50	.00	.00	.00	1.00	.00	.00	.10
35	2.60	(316,17)	.00	2.60	.00	1.20	.50	.00	.00	.00	.80	.00	.00	.10
36	2.40	(29, 9)	.00	2.40	.00	.60	.80	.00	.00	.10	.80	.00	.00	.10
37	2.30	(29, 9)	.00	2.30	.00	.50	.80	.00	.00	.20	.70	.00	.00	.10
38	2.30	(233, 7)	.00	2.30	.00	.70	.70	.00	.00	.10	.70	.00	.00	.10
39	2.10	(29, 9)	.00	2.10	.00	.30	.90	.00	.00	.30	.50	.00	.00	.10
40	2.10	(233, 7)	.00	2.10	.00	.50	.70	.00	.00	.20	.60	.00	.00	.10
41	2.10	(233, 7)	.00	2.10	.00	.50	.80	.00	.00	.20	.50	.00	.00	.10
42	2.00	(29, 9)	.00	2.00	.00	.20	1.00	.00	.00	.40	.30	.00	.10	.00
43	2.00	(29, 9)	.00	2.00	.00	.20	1.00	.00	.00	.40	.30	.00	.10	.00
44	1.90	(29, 9)	.00	1.90	.00	.20	1.00	.00	.00	.40	.20	.00	.10	.00
45	2.00	(50, 8)	.00	2.00	.00	.10	1.10	.00	.00	.50	.20	.00	.10	.00
46	1.90	(50, 8)	.00	1.90	.00	.10	1.10	.00	.00	.50	.10	.00	.10	.00
47	1.90	(50, 8)	.00	1.90	.00	.10	1.10	.00	.00	.50	.10	.00	.10	.00
48	1.90	(50, 8)	.00	1.90	.00	.10	1.10	.00	.00	.50	.10	.00	.10	.00
49	1.90	(285,21)	.00	1.90	.00	.00	1.10	.10	.10	.50	.00	.00	.10	.00

DATE : 7/21/ 8
TIME : 13: 6:16

JOB: HSS FDR Air Quality No-Build/No Jets

RUN: FDR DRIVE BET E 67TH-75TH STS/NO JETS

LINK CONTRIBUTION TABLES

SECOND HIGHEST 1-HOUR AVERAGED LINK CONTRIBUTIONS
IN PARTS PER MILLION (PPM)
INCLUDING AMBIENT BACKGROUND CONCENTRATIONS.

Rcptr No.	Total Conc	Ending Day Hr	Ambient Backgnd	Total Link	Link +1	Link +2	Link +3	Link +4	Link +5	Link +6	Link +7	Link +8	Link +9	Link +10
50	1.90	(29, 9)	.00	1.90	.00	.10	1.10	.00	.00	.50	.10	.00	.10	.00
51	1.90	(50, 8)	.00	1.90	.00	.10	1.10	.00	.00	.50	.10	.00	.10	.00
52	1.80	(29, 9)	.00	1.80	.00	.10	1.00	.00	.00	.50	.10	.00	.10	.00
53	2.00	(316,17)	.00	2.00	.00	.20	1.10	.00	.00	.40	.30	.00	.00	.00
54	1.90	(50, 8)	.00	1.90	.00	.00	1.10	.00	.00	.60	.10	.00	.10	.00
55	1.90	(29, 9)	.00	1.90	.00	.10	1.10	.00	.00	.50	.10	.00	.10	.00
56	1.90	(50, 8)	.00	1.90	.00	.00	1.10	.00	.00	.60	.10	.00	.10	.00
57	3.00	(285,21)	.00	3.00	.50	1.30	.00	.00	.00	.00	1.10	.00	.00	.10
58	2.80	(140, 7)	.00	2.80	.30	1.30	.10	.00	.00	.10	.90	.00	.00	.10
59	2.70	(140, 7)	.00	2.70	.40	1.10	.10	.00	.00	.10	.90	.00	.00	.10
60	2.40	(140, 7)	.00	2.40	.50	.90	.00	.00	.00	.10	.80	.00	.00	.10

JOB: HSS FDR Air Quality No-Build/No Jets

RUN: FDR DRIVE BET E 67TH-75TH STS/NO JETS

CALM DURATION FREQUENCY

Hours of Consecutive Calm Winds	Frequency of Occurrence	(Julian day/hour ending) of Significant Occurrences
1	155	(5,13)(5,19)(5,23)(6, 4)(29,10)(41,19)(49,19)(52, 8)(52,12)(59,18)
		(61,13)(63, 2)(63,24)(67,13)(73,17)(75, 1)(75,22)(76,16)(82,20)(83,14)
		(85, 5)(86,13)(87, 1)(88, 6)(92, 5)(109,21)(110, 1)(110, 3)(118, 7)(118, 9)
		(122, 7)(124,23)(126,21)(126,23)(127, 8)(131, 4)(135, 7)(139, 5)(139,16)(140, 6)
		(141, 4)(141, 8)(145, 4)(145, 6)(146,21)(147, 7)(147,13)(148, 2)(148, 8)(148,10)
		(150,21)(150,23)(154, 4)(154,18)(156, 5)(156,11)(156,15)(157,16)(158, 7)(160, 7)
		(160,11)(162,12)(162,22)(163, 2)(164, 5)(165, 2)(165,16)(165,22)(166,13)(170, 1)
		(170,15)(173, 1)(174, 4)(174,11)(174,14)(174,22)(175, 2)(175,16)(176, 7)(177,22)
		(180, 5)(182,24)(183, 5)(184, 4)(185, 8)(185,10)(188, 1)(190, 9)(194,21)(196, 3)
		(199, 2)(200, 2)(200,18)(200,23)(201, 1)(206, 3)(213,24)(216,10)(218,22)(219, 4)
		(224, 6)(225, 4)(226, 7)(227,17)(227,19)(227,21)(232, 5)(233, 6)(236,12)(238, 5)
		(247, 1)(247,11)(247,20)(249,16)(249,18)(249,20)(250,11)(253,10)(253,14)(257, 6)
		(258,22)(263,11)(264,24)(265, 2)(267, 5)(273,10)(275, 6)(281, 2)(281, 5)(282, 2)
		(282, 7)(282,15)(285,22)(286,23)(291, 6)(297,22)(298, 4)(298, 9)(305,23)(307, 4)
		(307,11)(308, 5)(310, 3)(315, 3)(316,16)(320,16)(326, 1)(326,17)(326,22)(330, 6)
		(338,24)(343,13)(350,14)(357, 4)(358, 4)
2	42	(6, 2)(26,13)(26,16)(34,15)(37,14)(50, 6)(66,24)(75, 4)(76,21)(83, 6)
		(95,22)(117,23)(124, 5)(125, 3)(127,12)(131, 1)(132, 7)(138, 1)(147, 5)(154, 9)
		(174, 2)(175, 5)(175, 8)(179,12)(190, 7)(196, 6)(197,17)(198, 5)(202,23)(211, 5)
		(228, 3)(253,22)(259, 2)(263, 5)(267,11)(279, 1)(293, 9)(310, 1)(314, 4)(326,14)
		(327, 2)(350,12)
3	14	(29, 6)(118, 4)(145, 1)(165, 8)(201, 6)(247,24)(282,12)(298, 2)(309,22)(314, 8)
		(320, 7)(320,11)(331, 7)(351, 5)
4	6	(1, 9)(115, 7)(141,13)(170, 6)(231, 7)(280, 5)
5	5	(64,15)(77, 3)(139, 2)(330, 3)(362,13)
6	3	(163,10)(225,13)(359,22)
7	1	(140, 4)
8	1	(54,14)
16	1	(48,12)
23	1	(13,18)

Program terminated normally

JOB: HSS FDR Air Quality No-Build/No Jets

RUN: FDR DRIVE BET E 67TH-75TH STS/NO JETS

General Information

Run start date: 1/ 1/ 4 Julian: 1
end date: 12/31/ 4 Julian: 366

A Tier 2 approach was used for input data preparation.

The MODE flag has been set to C for calculating CO averages.

Ambient background concentrations are included in the averages below.

Site & Meteorological Constants

VS = .0 CM/S VD = .0 CM/S Z0 = 175. CM ATIM = 60.

Met. Sfc. Sta. Id & Yr = 72503 2004
Upper Air Sta. Id & Yr = 94703 2004

CAUTION: The input years for the Run and Meteorological data differ. The respective values are: 4 and 2004.

Urban mixing heights were processed.

In 2004, Julian day 1 is a Thursday.

The patterns from the input file have been assigned as follows:

Pattern # 1 is assigned to Monday.
Pattern # 1 is assigned to Tuesday.
Pattern # 1 is assigned to Wednesday.
Pattern # 1 is assigned to Thursday.
Pattern # 1 is assigned to Friday.
Pattern # 1 is assigned to Saturday.
Pattern # 1 is assigned to Sunday.

Link Data Constants - (Variable data in *.LNK file)

LINK DESCRIPTION	LINK COORDINATES (FT) X1	Y1	X2	Y2	LENGTH (FT)	BRG (DEG)	TYPE	H (FT)	W (FT)	NLANES
1. FDR N/B 67th-68th St*	-132.0	-225.0	15.0	-10.0	260.	34.	AG	.0	36.0	
2. FDR N/B 68th-71st St*	15.0	-10.0	438.0	608.0	749.	34.	AG	.0	36.0	
3. FDR N/B 71st-73rd St*	438.0	608.0	773.0	1098.0	594.	34.	AG	.0	36.0	
4. FDR N/B 73rd-75th St*	773.0	1098.0	1056.0	1625.0	598.	28.	AG	.0	36.0	
5. FDR S/B 75th-73rd St*	743.0	1118.0	1026.0	1645.0	598.	28.	AG	.0	36.0	
6. FDR S/B 73rd-71st St*	408.0	628.0	743.0	1118.0	594.	34.	AG	.0	36.0	

JOB: HSS FDR Air Quality No-Build/No Jets

RUN: FDR DRIVE BET E 67TH-75TH STS/NO JETS

Link Data Constants - (Variable data in *.LNK file)

LINK DESCRIPTION	LINK COORDINATES (FT) X1	Y1	X2	Y2	LENGTH (FT)	BRG (DEG)	TYPE	H (FT)	W (FT)	NLANES
7. FDR S/B 71st-68th St	-15.0	10.0	408.0	628.0	749.	34.	AG	.0	36.0	
8. FDR S/B 68th-67th St	-162.0	-205.0	-15.0	10.0	260.	34.	AG	.0	36.0	
9. FDR Service Rd 73-71	385.0	644.0	720.0	1134.0	594.	34.	AG	.0	32.0	
10. FDR Service Rd 68-71	-38.0	26.0	385.0	644.0	749.	34.	AG	.0	32.0	

Receptor Data

RECEPTOR	COORDINATES (FT) X	Y	Z
1. RECEPTOR 1	34.0	-23.0	6.0
2. RECEPTOR 2	48.0	-4.0	6.0
3. RECEPTOR 3	62.0	17.0	6.0
4. RECEPTOR 4	75.0	37.0	6.0
5. RECEPTOR 5	89.0	57.0	6.0
6. RECEPTOR 6	103.0	77.0	6.0
7. RECEPTOR 7	117.0	97.0	6.0
8. RECEPTOR 8	130.0	117.0	6.0
9. RECEPTOR 9	144.0	137.0	6.0
10. RECEPTOR 10	158.0	158.0	6.0
11. RECEPTOR 11	172.0	178.0	6.0
12. RECEPTOR 12	186.0	198.0	6.0
13. RECEPTOR 13	199.0	218.0	6.0
14. RECEPTOR 14	213.0	238.0	6.0
15. RECEPTOR 15	227.0	258.0	6.0
16. RECEPTOR 16	241.0	278.0	6.0
17. RECEPTOR 17	255.0	299.0	6.0
18. RECEPTOR 18	268.0	319.0	6.0
19. RECEPTOR 19	282.0	339.0	6.0
20. RECEPTOR 20	296.0	359.0	6.0
21. RECEPTOR 21	310.0	379.0	6.0
22. RECEPTOR 22	323.0	399.0	6.0
23. RECEPTOR 23	337.0	419.0	6.0
24. RECEPTOR 24	351.0	440.0	6.0
25. RECEPTOR 25	365.0	460.0	6.0
26. RECEPTOR 26	379.0	480.0	6.0
27. RECEPTOR 27	392.0	500.0	6.0
28. RECEPTOR 28	406.0	520.0	6.0
29. RECEPTOR 29	420.0	540.0	6.0
30. RECEPTOR 30	434.0	561.0	6.0

JOB: HSS FDR Air Quality No-Build/No Jets

RUN: FDR DRIVE BET E 67TH-75TH STS/NO JETS

Receptor Data

RECEPTOR	COORDINATES (FT) X	Y	Z
31. RECEPTOR 31	447.0	581.0	6.0
32. RECEPTOR 32	461.0	601.0	6.0
33. RECEPTOR 33	475.0	621.0	6.0
34. RECEPTOR 34	489.0	641.0	6.0
35. RECEPTOR 35	503.0	661.0	6.0
36. RECEPTOR 36	516.0	681.0	6.0
37. RECEPTOR 37	530.0	702.0	6.0
38. RECEPTOR 38	544.0	722.0	6.0
39. RECEPTOR 39	558.0	742.0	6.0
40. RECEPTOR 40	571.0	762.0	6.0
41. RECEPTOR 41	585.0	782.0	6.0
42. RECEPTOR 42	599.0	802.0	6.0
43. RECEPTOR 43	613.0	822.0	6.0
44. RECEPTOR 44	627.0	843.0	6.0
45. RECEPTOR 45	640.0	863.0	6.0
46. RECEPTOR 46	654.0	883.0	6.0
47. RECEPTOR 47	668.0	903.0	6.0
48. RECEPTOR 48	682.0	923.0	6.0
49. RECEPTOR 49	696.0	943.0	6.0
50. RECEPTOR 50	709.0	964.0	6.0
51. RECEPTOR 51	723.0	984.0	6.0
52. RECEPTOR 52	737.0	1004.0	6.0
53. RECEPTOR 53	751.0	1024.0	6.0
54. RECEPTOR 54	764.0	1044.0	6.0
55. RECEPTOR 55	778.0	1064.0	6.0
56. RECEPTOR 56	792.0	1084.0	6.0
57. RECEPTOR 57	20.0	-44.0	6.0
58. RECEPTOR 58	6.0	-64.0	6.0
59. RECEPTOR 59	-7.0	-84.0	6.0
60. RECEPTOR 60	-21.0	-104.0	6.0

JOB: HSS FDR Air Quality No-Build/No Jets

RUN: FDR DRIVE BET E 67TH-75TH STS/NO JETS

Model Results

Remarks : In search of the wind direction corresponding
to the maximum concentration, only the first
direction, of the directions with the same maximum
concentrations, is indicated as the maximum.

* MAXIMUM HOURLY CONCENTRATIONS WITH ANY AMBIENT BACKGROUND CONCENTRATIONS (BKG) ADDED
(PPM)

	REC1	REC2	REC3	REC4	REC5	REC6	REC7	REC8	REC9	REC10
MAX+BKG	3.4	3.2	3.2	3.3	3.3	3.2	3.2	3.3	3.2	3.2
- BKG	.0	.0	.0	.0	.0	.0	.0	.0	.0	.0
MAX	3.4	3.2	3.2	3.3	3.3	3.2	3.2	3.3	3.2	3.2
WIND DIR	13	13	13	13	13	13	13	13	13	324
JULIAN	299	299	299	299	299	299	299	299	299	94
HOUR	18	18	18	18	18	18	18	18	18	17

	REC11	REC12	REC13	REC14	REC15	REC16	REC17	REC18	REC19	REC20
MAX+BKG	3.2	3.2	3.2	3.3	3.3	3.2	3.2	3.3	3.3	3.2
- BKG	.0	.0	.0	.0	.0	.0	.0	.0	.0	.0
MAX	3.2	3.2	3.2	3.3	3.3	3.2	3.2	3.3	3.3	3.2
WIND DIR	13	13	324	13	13	13	13	13	13	13
JULIAN	299	299	94	299	299	299	299	299	299	299
HOUR	18	18	17	18	18	18	18	18	18	18

	REC21	REC22	REC23	REC24	REC25	REC26	REC27	REC28	REC29	REC30
MAX+BKG	3.1	3.0	3.1	3.1	3.0	3.0	3.1	3.0	3.1	2.9
- BKG	.0	.0	.0	.0	.0	.0	.0	.0	.0	.0
MAX	3.1	3.0	3.1	3.1	3.0	3.0	3.1	3.0	3.1	2.9
WIND DIR	13	324	13	324	324	324	324	324	324	234
JULIAN	299	94	299	94	94	94	94	94	94	356
HOUR	18	17	18	17	17	17	17	17	17	16

	REC31	REC32	REC33	REC34	REC35	REC36	REC37	REC38	REC39	REC40
MAX+BKG	3.0	2.8	2.7	2.4	2.3	2.3	2.2	2.1	2.1	2.0
- BKG	.0	.0	.0	.0	.0	.0	.0	.0	.0	.0
MAX	3.0	2.8	2.7	2.4	2.3	2.3	2.2	2.1	2.1	2.0
WIND DIR	232	229	229	217	217	229	232	217	217	229
JULIAN	323	276	276	99	99	276	323	99	99	276
HOUR	16	21	21	18	18	21	16	18	18	21

JOB: HSS FDR Air Quality No-Build/No Jets

RUN: FDR DRIVE BET E 67TH-75TH STS/NO JETS

* MAXIMUM HOURLY CONCENTRATIONS WITH ANY AMBIENT BACKGROUND CONCENTRATIONS (BKG) ADDED
(PPM)

	REC41	REC42	REC43	REC44	REC45	REC46	REC47	REC48	REC49	REC50
MAX+BKG	2.0	2.0	1.9	1.9	1.9	1.9	1.8	1.9	1.8	1.9
- BKG	.0	.0	.0	.0	.0	.0	.0	.0	.0	.0
MAX	2.0	2.0	1.9	1.9	1.9	1.9	1.8	1.9	1.8	1.9
WIND DIR	217	217	13	13	13	13	217	13	13	13
JULIAN	99	99	299	299	299	299	99	299	299	299
HOUR	18	18	18	18	18	18	18	18	18	18

	REC51	REC52	REC53	REC54	REC55	REC56	REC57	REC58	REC59	REC60
MAX+BKG	1.9	1.9	1.9	2.0	1.8	1.8	3.1	2.8	2.6	2.5
- BKG	.0	.0	.0	.0	.0	.0	.0	.0	.0	.0
MAX	1.9	1.9	1.9	2.0	1.8	1.8	3.1	2.8	2.6	2.5
WIND DIR	217	13	13	13	13	13	13	13	13	13
JULIAN	99	299	299	299	299	299	299	299	299	299
HOUR	18	18	18	18	18	18	18	18	18	18

THE HIGHEST CONCENTRATION OF 3.40 PPM OCCURRED AT RECEPTOR REC1 .

JOB: HSS FDR Air Quality No-Build/No Jets

RUN: FDR DRIVE BET E 67TH-75TH STS/NO JETS

==========
Output Section
==========

NOTES PERTAINING TO THE REPORT

1. THE HIGHEST AVERAGE IN EACH OF THE FIRST TWO COLUMNS OF EACH TABLE BELOW ARE SUFFIXED BY AN ASTERISK (*). FOR PM OUTPUT, THERE IS ONLY ONE COLUMN AND ASTERISK FOR THE ANNUAL AVERAGE/PERIOD OF CONCERN TABLE.

2. THE NUMBERS IN PARENTHESES ARE THE JULIAN DAY AND ENDING HOUR FOR THE PRECEDING AVERAGE.

3. THE NUMBER OF CALM HOURS USED IN PRODUCING EACH AVERAGE ARE PREFIXED BY A C.

PRIMARY AVERAGES.

MAXIMUM 8-HOUR RUNNING NONOVERLAPPING AVERAGE CONCENTRATIONS
IN PARTS PER MILLION (PPM),
INCLUDING AMBIENT BACKGROUND CONCENTRATIONS.

Receptor Number	Highest Conc	Highest Ending Day Hr	Highest Calm	Second highest Conc	Second highest Ending Day Hr	Second highest Calm
1	1.43	(324,19)	C 2	1.37	(299,22)	C 1
2	1.55	(324,19)	C 2	1.46	(327,22)	C 0
3	1.55	(94,21)	C 2	1.53	(324,19)	C 2
4	1.58	(324,19)	C 2	1.57	(94,21)	C 2
5	1.63	(94,21)	C 2	1.54	(327,22)	C 0
6	1.65	(94,21)	C 2	1.54	(327,22)	C 0
7	1.63	(94,21)	C 2	1.54	(327,22)	C 0
8	1.68	(94,21)	C 2	1.55	(327,22)	C 0
9	1.70	(94,21)	C 2	1.54	(327,22)	C 0
10	1.72	(94,21)	C 2	1.56	(327,22)	C 0
11	1.70	(94,21)	C 2	1.56	(327,22)	C 0
12	1.70	(94,21)	C 2	1.55	(327,22)	C 0
13	1.75*	(94,21)	C 2	1.56	(327,22)	C 0
14	1.73	(94,21)	C 2	1.56	(327,22)	C 0
15	1.70	(94,21)	C 2	1.54	(327,22)	C 0
16	1.70	(94,21)	C 2	1.54	(327,22)	C 0
17	1.68	(94,21)	C 2	1.54	(323,18)	C 0
18	1.73	(94,21)	C 2	1.59	(323,18)	C 0
19	1.70	(94,21)	C 2	1.59	(323,18)	C 0
20	1.70	(94,21)	C 2	1.56	(323,18)	C 0
21	1.70	(94,21)	C 2	1.54	(323,18)	C 0
22	1.72	(94,21)	C 2	1.59	(323,18)	C 0
23	1.72	(94,21)	C 2	1.59	(323,18)	C 0
24	1.73	(94,21)	C 2	1.61	(323,18)	C 0

JOB: HSS FDR Air Quality No-Build/No Jets RUN: FDR DRIVE BET E 67TH-75TH STS/NO JETS

MAXIMUM 8-HOUR RUNNING NONOVERLAPPING AVERAGE CONCENTRATIONS
IN PARTS PER MILLION (PPM),
INCLUDING AMBIENT BACKGROUND CONCENTRATIONS.

Receptor Number	Highest Conc	Highest Ending Day Hr	Highest Calm	Second highest Conc	Second highest Ending Day Hr	Second highest Calm
25	1.72	(94,21)	C 2	1.61	(323,18)	C 0
26	1.72	(94,21)	C 2	1.60	(323,18)	C 0
27	1.73	(94,21)	C 2	1.66*	(323,18)	C 0
28	1.72	(94,21)	C 2	1.64	(323,18)	C 0
29	1.70	(94,21)	C 2	1.61	(323,18)	C 0
30	1.66	(323,18)	C 0	1.65	(94,21)	C 2
31	1.69	(323,18)	C 0	1.62	(94,21)	C 2
32	1.59	(323,19)	C 0	1.43	(260,23)	C 0
33	1.45	(323,19)	C 0	1.29	(260,23)	C 0
34	1.34	(323,19)	C 0	1.21	(261, 1)	C 0
35	1.24	(323,19)	C 0	1.13	(261, 1)	C 0
36	1.19	(323,18)	C 0	1.04	(261, 1)	C 0
37	1.15	(323,18)	C 0	1.00	(94,21)	C 2
38	1.10	(323,18)	C 0	.96	(261, 1)	C 0
39	1.00	(323,18)	C 0	.94	(260,24)	C 0
40	1.02	(323,18)	C 0	.97	(94,21)	C 2
41	.99	(323,18)	C 0	.93	(94,21)	C 2
42	.97	(323,18)	C 0	.92	(94,21)	C 2
43	.95	(323,18)	C 0	.92	(94,21)	C 2
44	.94	(323,18)	C 0	.93	(94,21)	C 2
45	.96	(323,18)	C 0	.95	(94,21)	C 2
46	.94	(323,18)	C 0	.93	(94,21)	C 2
47	.94	(323,18)	C 0	.90	(94,21)	C 2
48	.94	(323,18)	C 0	.90	(94,21)	C 2
49	.90	(94,21)	C 2	.90	(323,18)	C 0
50	.93	(94,21)	C 2	.92	(323,18)	C 0
51	.92	(94,21)	C 2	.91	(323,18)	C 0
52	.91	(323,18)	C 0	.90	(94,21)	C 2
53	.92	(94,21)	C 2	.90	(323,18)	C 0
54	.95	(94,21)	C 2	.94	(323,18)	C 0
55	.92	(94,21)	C 2	.91	(323,18)	C 0
56	.91	(323,18)	C 0	.90	(94,21)	C 2
57	1.25	(159, 1)	C 0	1.21	(32,23)	C 0
58	1.25	(159, 1)	C 0	1.12	(32,22)	C 0
59	1.14	(159, 1)	C 0	1.02	(32,22)	C 0
60	1.10	(159, 1)	C 0	1.02	(360,20)	C 2

FIVE HIGHEST 1-HOUR END-TO-END AVERAGE CONCENTRATIONS IN PARTS PER MILLION
INCLUDING AMBIENT BACKGROUND CONCENTRATIONS.

Rcptr No.	Highest Conc	Highest Ending Day Hr	Highest Calm	Second Highest Conc	Second Highest Ending Day Hr	Second Highest Calm	Third Highest Conc	Third Highest Ending Day Hr	Third Highest Calm	Fourth Highest Conc	Fourth Highest Ending Day Hr	Fourth Highest Calm	Fifth Highest Conc	Fifth Highest Ending Day Hr	Fifth Highest Calm
1	3.40*	(299,18)	C 0	2.80	(228, 8)	C 0	2.70	(94,17)	C 0	2.60	(229,14)	C 0	2.60	(267,19)	C 0

JOB: HSS FDR Air Quality No-Build/No Jets

RUN: FDR DRIVE BET E 67TH-75TH STS/NO JETS

FIVE HIGHEST 1-HOUR END-TO-END AVERAGE CONCENTRATIONS IN PARTS PER MILLION
INCLUDING AMBIENT BACKGROUND CONCENTRATIONS.

Rcptr	Highest			Second Highest			Third Highest			Fourth Highest			Fifth Highest		
No.	Conc	Ending Day Hr	Calm	Conc	Ending Day Hr	Calm	Conc	Ending Day Hr	Calm	Conc	Ending Day Hr	Calm	Conc	Ending Day Hr	Calm
2	3.20	(299,18)	C 0	3.10	(94,17)	C 0	2.60	(228, 8)	C 0	2.60	(322, 8)	C 0	2.50	(33,17)	C 0
3	3.20	(299,18)	C 0	3.10	(94,17)	C 0	2.60	(228, 8)	C 0	2.60	(267,19)	C 0	2.60	(322, 8)	C 0
4	3.30	(299,18)	C 0	3.20*	(94,17)	C 0	2.70	(228, 8)	C 0	2.60	(267,19)	C 0	2.60	(322, 8)	C 0
5	3.30	(299,18)	C 0	3.20	(94,17)	C 0	2.60	(228, 8)	C 0	2.60	(267,19)	C 0	2.60	(322, 8)	C 0
6	3.20	(299,18)	C 0	3.10	(94,17)	C 0	2.60	(228, 8)	C 0	2.50	(33,17)	C 0	2.50	(267,19)	C 0
7	3.20	(299,18)	C 0	3.00	(94,17)	C 0	2.60	(228, 8)	C 0	2.50	(33,17)	C 0	2.50	(267,19)	C 0
8	3.30	(299,18)	C 0	3.20	(94,17)	C 0	2.60	(228, 8)	C 0	2.60	(267,19)	C 0	2.50	(33,17)	C 0
9	3.20	(299,18)	C 0	3.10	(94,17)	C 0	2.60	(228, 8)	C 0	2.50	(33,17)	C 0	2.50	(267,19)	C 0
10	3.20	(94,17)	C 0	3.20	(299,18)	C 0	2.70	(228, 8)	C 0	2.50	(276,21)	C 0	2.50	(33,17)	C 0
11	3.20	(299,18)	C 0	3.10	(94,17)	C 0	2.70	(228, 8)	C 0	2.50	(33,17)	C 0	2.50	(95, 9)	C 0
12	3.20	(299,18)	C 0	3.00	(94,17)	C 0	2.70	(228, 8)	C 0	2.50	(33,17)	C 0	2.50	(322, 8)	C 0
13	3.20	(94,17)	C 0	3.20	(299,18)	C 0	2.70	(228, 8)	C 0	2.60	(276,21)	C 0	2.60	(323,16)	C 0
14	3.30	(299,18)	C 0	3.10	(94,17)	C 0	2.70	(228, 8)	C 0	2.70	(323,16)	C 0	2.60	(276,21)	C 0
15	3.30	(299,18)	C 0	3.00	(94,17)	C 0	2.60	(228, 8)	C 0	2.60	(276,21)	C 0	2.60	(323,16)	C 0
16	3.20	(299,18)	C 0	3.00	(94,17)	C 0	2.70	(276,21)	C 0	2.60	(323,16)	C 0	2.60	(356,16)	C 0
17	3.20	(299,18)	C 0	3.00	(94,17)	C 0	2.80	(276,21)	C 0	2.70	(356,16)	C 0	2.60	(322, 8)	C 0
18	3.30	(299,18)	C 0	3.20	(94,17)	C 0	2.80	(323,16)	C 0	2.80	(276,21)	C 0	2.70	(356,16)	C 0
19	3.30	(299,18)	C 0	3.00	(94,17)	C 0	2.80	(323,16)	C 0	2.80	(276,21)	C 0	2.70	(356,16)	C 0
20	3.20	(299,18)	C 0	3.00	(94,17)	C 0	2.80	(323,16)	C 0	2.80	(276,21)	C 0	2.70	(356,16)	C 0
21	3.10	(299,18)	C 0	3.00	(94,17)	C 0	2.70	(323,16)	C 0	2.70	(356,16)	C 0	2.60	(276,21)	C 0
22	3.00	(94,17)	C 0	3.00	(299,18)	C 0	2.80	(323,16)	C 0	2.80	(356,16)	C 0	2.70	(276,21)	C 0
23	3.10	(299,18)	C 0	3.00	(94,17)	C 0	2.80	(323,16)	C 0	2.80	(356,16)	C 0	2.70	(276,21)	C 0
24	3.10	(94,17)	C 0	3.00	(299,18)	C 0	2.80	(323,16)	C 0	2.80	(356,16)	C 0	2.70	(99,18)	C 0
25	3.00	(94,17)	C 0	3.00	(299,18)	C 0	2.80	(276,21)	C 0	2.80	(323,16)	C 0	2.80	(356,16)	C 0
26	3.00	(94,17)	C 0	2.90	(299,18)	C 0	2.80	(276,21)	C 0	2.80	(323,16)	C 0	2.80	(356,16)	C 0
27	3.10	(94,17)	C 0	2.80	(276,21)	C 0	2.80	(323,16)	C 0	2.80	(356,16)	C 0	2.70	(299,18)	C 0
28	3.00	(94,17)	C 0	2.80	(276,21)	C 0	2.80	(323,16)	C 0	2.80	(356,16)	C 0	2.70	(299,18)	C 0
29	3.10	(94,17)	C 0	2.80	(276,21)	C 0	2.80	(323,16)	C 0	2.80	(356,16)	C 0	2.60	(99,18)	C 0
30	2.90	(356,16)	C 0	2.80	(94,17)	C 0	2.80	(276,21)	C 0	2.80	(323,16)	C 0	2.60	(99,18)	C 0
31	3.00	(323,16)	C 0	2.90	(276,21)	C 0	2.90	(356,16)	C 0	2.70	(99,18)	C 0	2.60	(64,16)	C 0
32	2.80	(276,21)	C 0	2.80	(323,16)	C 0	2.80	(356,16)	C 0	2.60	(99,18)	C 0	2.50	(64,16)	C 0
33	2.70	(276,21)	C 0	2.70	(323,16)	C 0	2.60	(356,16)	C 0	2.50	(99,18)	C 0	2.40	(64,16)	C 0
34	2.40	(99,18)	C 0	2.40	(276,21)	C 0	2.40	(323,16)	C 0	2.30	(356,16)	C 0	2.20	(64,16)	C 0
35	2.30	(99,18)	C 0	2.30	(276,21)	C 0	2.30	(323,16)	C 0	2.20	(356,16)	C 0	2.10	(64,16)	C 0
36	2.30	(276,21)	C 0	2.20	(99,18)	C 0	2.20	(323,16)	C 0	2.10	(226,19)	C 0	2.00	(64,16)	C 0
37	2.20	(323,16)	C 0	2.10	(99,18)	C 0	2.10	(276,21)	C 0	2.00	(64,16)	C 0	2.00	(226,19)	C 0
38	2.10	(99,18)	C 0	2.10	(276,21)	C 0	2.00	(323,16)	C 0	1.80	(64,16)	C 0	1.80	(226,19)	C 0
39	2.10	(99,18)	C 0	2.00	(276,21)	C 0	1.90	(64,16)	C 0	1.80	(163,23)	C 0	1.80	(226,19)	C 0
40	2.00	(276,21)	C 0	1.90	(299,18)	C 0	1.90	(99,18)	C 0	1.90	(323,16)	C 0	1.80	(64,16)	C 0
41	2.00	(99,18)	C 0	1.90	(276,21)	C 0	1.90	(299,18)	C 0	1.80	(64,16)	C 0	1.70	(163,23)	C 0
42	2.00	(99,18)	C 0	1.90	(299,18)	C 0	1.80	(64,16)	C 0	1.80	(276,21)	C 0	1.70	(323,16)	C 0

JOB: HSS FDR Air Quality No-Build/No Jets

RUN: FDR DRIVE BET E 67TH-75TH STS/NO JETS

FIVE HIGHEST 1-HOUR END-TO-END AVERAGE CONCENTRATIONS IN PARTS PER MILLION
INCLUDING AMBIENT BACKGROUND CONCENTRATIONS.

Rcptr No.	Highest Conc	Highest Ending Day Hr	Highest Calm	Second Highest Conc	Second Highest Ending Day Hr	Second Highest Calm	Third Highest Conc	Third Highest Ending Day Hr	Third Highest Calm	Fourth Highest Conc	Fourth Highest Ending Day Hr	Fourth Highest Calm	Fifth Highest Conc	Fifth Highest Ending Day Hr	Fifth Highest Calm
43	1.90	(299,18)	C 0	1.90	(99,18)	C 0	1.80	(64,16)	C 0	1.80	(276,21)	C 0	1.70	(323,16)	C 0
44	1.90	(299,18)	C 0	1.80	(99,18)	C 0	1.70	(276,21)	C 0	1.60	(64,16)	C 0	1.60	(323,16)	C 0
45	1.90	(299,18)	C 0	1.90	(99,18)	C 0	1.70	(323,16)	C 0	1.60	(64,16)	C 0	1.60	(276,21)	C 0
46	1.90	(299,18)	C 0	1.90	(99,18)	C 0	1.60	(64,16)	C 0	1.60	(276,21)	C 0	1.60	(94,17)	C 0
47	1.80	(99,18)	C 0	1.70	(299,18)	C 0	1.60	(64,16)	C 0	1.60	(276,21)	C 0	1.60	(94,17)	C 0
48	1.90	(299,18)	C 0	1.70	(99,18)	C 0	1.60	(64,16)	C 0	1.60	(276,21)	C 0	1.60	(94,17)	C 0
49	1.80	(299,18)	C 0	1.70	(99,18)	C 0	1.60	(94,17)	C 0	1.60	(356,16)	C 0	1.50	(64,16)	C 0
50	1.90	(299,18)	C 0	1.90	(99,18)	C 0	1.70	(276,21)	C 0	1.70	(323,16)	C 0	1.70	(356,16)	C 0
51	1.90	(99,18)	C 0	1.80	(299,18)	C 0	1.70	(323,16)	C 0	1.70	(356,16)	C 0	1.60	(64,16)	C 0
52	1.90	(299,18)	C 0	1.80	(99,18)	C 0	1.70	(323,16)	C 0	1.70	(356,16)	C 0	1.60	(64,16)	C 0
53	1.90	(299,18)	C 0	1.80	(99,18)	C 0	1.70	(94,17)	C 0	1.70	(323,16)	C 0	1.70	(356,16)	C 0
54	2.00	(299,18)	C 0	1.70	(94,17)	C 0	1.70	(99,18)	C 0	1.70	(323,16)	C 0	1.70	(356,16)	C 0
55	1.80	(299,18)	C 0	1.70	(99,18)	C 0	1.70	(323,16)	C 0	1.70	(356,16)	C 0	1.60	(64,16)	C 0
56	1.80	(299,18)	C 0	1.70	(99,18)	C 0	1.70	(323,16)	C 0	1.60	(64,16)	C 0	1.60	(94,17)	C 0
57	3.10	(299,18)	C 0	2.60	(228, 8)	C 0	2.40	(32,17)	C 0	2.40	(322, 8)	C 0	2.40	(95, 9)	C 0
58	2.80	(299,18)	C 0	2.40	(32,17)	C 0	2.40	(228, 8)	C 0	2.30	(95, 9)	C 0	2.20	(229,14)	C 0
59	2.60	(299,18)	C 0	2.20	(228, 8)	C 0	2.10	(32,17)	C 0	2.10	(229,14)	C 0	2.10	(322, 8)	C 0
60	2.50	(299,18)	C 0	2.10	(228, 8)	C 0	2.10	(229,14)	C 0	2.00	(95, 9)	C 0	1.90	(267,19)	C 0

MAXIMUM 8-HOUR AVERAGED LINK CONTRIBUTIONS
IN PARTS PER MILLION (PPM)
INCLUDING AMBIENT BACKGROUND CONCENTRATIONS.

Rcptr No.	Total Conc	Ending Day Hr	Ambient Backgnd	Total Link	Link +1	Link +2	Link +3	Link +4	Link +5	Link +6	Link +7	Link +8	Link +9	Link +10
1	1.43	(324,19)	.00	1.43	.03	.85	.00	.00	.00	.00	.52	.02	.00	.02
2	1.55	(324,19)	.00	1.55	.00	.95	.00	.00	.00	.00	.57	.00	.00	.03
3	1.55	(94,21)	.00	1.55	.07	.92	.00	.00	.00	.00	.43	.10	.00	.03
4	1.58	(324,19)	.00	1.58	.00	.98	.00	.00	.00	.00	.57	.00	.00	.03
5	1.63	(94,21)	.00	1.63	.03	1.02	.00	.00	.00	.00	.50	.05	.00	.03
6	1.65	(94,21)	.00	1.65	.03	1.02	.00	.00	.00	.00	.53	.02	.00	.05
7	1.63	(94,21)	.00	1.63	.02	1.03	.00	.00	.00	.00	.52	.02	.00	.05
8	1.68	(94,21)	.00	1.68	.02	1.05	.00	.00	.00	.00	.55	.02	.00	.05
9	1.70	(94,21)	.00	1.70	.02	1.05	.00	.00	.00	.00	.57	.02	.00	.05
10	1.72	(94,21)	.00	1.72	.02	1.07	.00	.00	.00	.00	.57	.02	.00	.05
11	1.70	(94,21)	.00	1.70	.02	1.05	.00	.00	.00	.00	.57	.02	.00	.05
12	1.70	(94,21)	.00	1.70	.02	1.05	.00	.00	.00	.00	.57	.02	.00	.05
13	1.75	(94,21)	.00	1.75	.02	1.08	.00	.00	.00	.00	.58	.02	.00	.05
14	1.73	(94,21)	.00	1.73	.02	1.07	.00	.00	.00	.00	.58	.02	.00	.05
15	1.70	(94,21)	.00	1.70	.00	1.07	.00	.00	.00	.00	.57	.02	.00	.05

DATE : 7/21/ 8
TIME : 14:11:50

JOB: HSS FDR Air Quality No-Build/No Jets

RUN: FDR DRIVE BET E 67TH-75TH STS/NO JETS

LINK CONTRIBUTION TABLES

MAXIMUM 8-HOUR AVERAGED LINK CONTRIBUTIONS
IN PARTS PER MILLION (PPM)
INCLUDING AMBIENT BACKGROUND CONCENTRATIONS.

Rcptr No.	Total Conc	Ending Day Hr	Ambient Backgnd	Total Link	Link +1	Link +2	Link +3	Link +4	Link +5	Link +6	Link +7	Link +8	Link +9	Link +10
16	1.70	(94,21)	.00	1.70	.00	1.07	.00	.00	.00	.00	.57	.02	.00	.05
17	1.68	(94,21)	.00	1.68	.00	1.07	.00	.00	.00	.00	.57	.00	.00	.05
18	1.73	(94,21)	.00	1.73	.00	1.08	.00	.00	.00	.00	.60	.00	.00	.05
19	1.70	(94,21)	.00	1.70	.00	1.07	.00	.00	.00	.00	.58	.00	.00	.05
20	1.70	(94,21)	.00	1.70	.00	1.07	.00	.00	.00	.00	.58	.00	.00	.05
21	1.70	(94,21)	.00	1.70	.00	1.07	.00	.00	.00	.00	.58	.00	.00	.05
22	1.72	(94,21)	.00	1.72	.00	1.08	.00	.00	.00	.00	.58	.00	.00	.05
23	1.72	(94,21)	.00	1.72	.00	1.08	.00	.00	.00	.00	.58	.00	.00	.05
24	1.73	(94,21)	.00	1.73	.00	1.10	.00	.00	.00	.00	.58	.00	.00	.05
25	1.72	(94,21)	.00	1.72	.00	1.08	.00	.00	.00	.00	.58	.00	.00	.05
26	1.72	(94,21)	.00	1.72	.00	1.08	.00	.00	.00	.00	.58	.00	.00	.05
27	1.73	(94,21)	.00	1.73	.00	1.08	.00	.00	.00	.00	.60	.00	.00	.05
28	1.72	(94,21)	.00	1.72	.00	1.08	.00	.00	.00	.00	.58	.00	.00	.05
29	1.70	(94,21)	.00	1.70	.00	1.07	.00	.00	.00	.02	.58	.00	.00	.03
30	1.66	(323,18)	.00	1.66	.00	1.10	.00	.00	.00	.00	.54	.00	.00	.03
31	1.69	(323,18)	.00	1.69	.00	1.11	.00	.00	.00	.03	.52	.00	.00	.03
32	1.59	(323,19)	.00	1.59	.00	1.01	.01	.00	.00	.00	.54	.00	.00	.03
33	1.45	(323,19)	.00	1.45	.00	.73	.18	.00	.00	.00	.52	.00	.00	.03
34	1.34	(323,19)	.00	1.34	.00	.54	.30	.00	.00	.01	.46	.00	.00	.03
35	1.24	(323,19)	.00	1.24	.00	.40	.36	.00	.00	.05	.40	.00	.00	.03
36	1.19	(323,18)	.00	1.19	.00	.31	.41	.00	.00	.11	.34	.00	.00	.01
37	1.15	(323,18)	.00	1.15	.00	.25	.45	.00	.00	.15	.29	.00	.00	.01
38	1.10	(323,18)	.00	1.10	.00	.21	.46	.00	.00	.16	.25	.00	.00	.01
39	1.00	(323,18)	.00	1.00	.00	.18	.46	.00	.00	.16	.20	.00	.00	.00
40	1.02	(323,18)	.00	1.03	.00	.14	.49	.00	.00	.20	.20	.00	.00	.00
41	.99	(323,18)	.00	.99	.00	.13	.49	.00	.00	.20	.18	.00	.00	.00
42	.97	(323,18)	.00	.98	.00	.13	.50	.00	.00	.20	.15	.00	.00	.00
43	.95	(323,18)	.00	.95	.00	.09	.51	.00	.00	.21	.14	.00	.00	.00
44	.94	(323,18)	.00	.94	.00	.09	.51	.00	.00	.22	.11	.00	.00	.00
45	.96	(323,18)	.00	.96	.00	.09	.53	.00	.00	.24	.11	.00	.00	.00
46	.94	(323,18)	.00	.94	.00	.08	.53	.00	.00	.24	.10	.00	.00	.00
47	.94	(323,18)	.00	.94	.00	.08	.53	.00	.00	.24	.10	.00	.00	.00
48	.94	(323,18)	.00	.94	.00	.08	.53	.00	.00	.25	.09	.00	.00	.00
49	.90	(94,21)	.00	.90	.00	.02	.55	.00	.00	.28	.02	.00	.03	.00
50	.93	(94,21)	.00	.93	.00	.02	.57	.00	.00	.28	.02	.00	.05	.00
51	.92	(94,21)	.00	.92	.00	.02	.57	.00	.00	.28	.02	.00	.03	.00
52	.91	(323,18)	.00	.91	.00	.05	.54	.00	.00	.25	.06	.00	.01	.00
53	.92	(94,21)	.00	.92	.00	.02	.55	.00	.02	.28	.02	.00	.03	.00
54	.95	(94,21)	.00	.95	.00	.02	.57	.00	.03	.27	.02	.00	.05	.00

JOB: HSS FDR Air Quality No-Build/No Jets

RUN: FDR DRIVE BET E 67TH-75TH STS/NO JETS

LINK CONTRIBUTION TABLES

MAXIMUM 8-HOUR AVERAGED LINK CONTRIBUTIONS
IN PARTS PER MILLION (PPM)
INCLUDING AMBIENT BACKGROUND CONCENTRATIONS.

Rcptr No.	Total Conc	Ending Day Hr	Ambient Backgnd	Total Link	Link +1	Link +2	Link +3	Link +4	Link +5	Link +6	Link +7	Link +8	Link +9	Link +10
55	.92	(94,21)	.00	.92	.00	.02	.53	.03	.07	.23	.02	.00	.02	.00
56	.91	(323,18)	.00	.91	.00	.04	.50	.05	.04	.21	.05	.00	.03	.00
57	1.25	(159, 1)	.00	1.25	.09	.79	.00	.00	.00	.00	.34	.03	.00	.01
58	1.25	(159, 1)	.00	1.25	.20	.67	.00	.00	.00	.00	.34	.03	.00	.01
59	1.14	(159, 1)	.00	1.14	.23	.54	.00	.00	.00	.00	.34	.03	.00	.01
60	1.10	(159, 1)	.00	1.10	.28	.46	.00	.00	.00	.00	.33	.03	.00	.01

SECOND HIGHEST 8-HOUR AVERAGED LINK CONTRIBUTIONS
IN PARTS PER MILLION (PPM)
INCLUDING AMBIENT BACKGROUND CONCENTRATIONS.

Rcptr No.	Total Conc	Ending Day Hr	Ambient Backgnd	Total Link	Link +1	Link +2	Link +3	Link +4	Link +5	Link +6	Link +7	Link +8	Link +9	Link +10
1	1.37	(299,22)	.00	1.37	.00	.89	.00	.00	.00	.00	.44	.00	.00	.04
2	1.46	(327,22)	.00	1.46	.03	.91	.00	.00	.00	.00	.43	.06	.00	.04
3	1.53	(324,19)	.00	1.53	.00	.93	.00	.00	.00	.00	.57	.00	.00	.03
4	1.57	(94,21)	.00	1.57	.03	.98	.00	.00	.00	.00	.47	.05	.00	.03
5	1.54	(327,22)	.00	1.54	.00	.95	.00	.00	.00	.00	.54	.00	.00	.05
6	1.54	(327,22)	.00	1.54	.00	.95	.00	.00	.00	.00	.54	.00	.00	.05
7	1.54	(327,22)	.00	1.54	.00	.95	.00	.00	.00	.00	.54	.00	.00	.05
8	1.55	(327,22)	.00	1.55	.00	.96	.00	.00	.00	.00	.54	.00	.00	.05
9	1.54	(327,22)	.00	1.54	.00	.95	.00	.00	.00	.00	.54	.00	.00	.05
10	1.56	(327,22)	.00	1.56	.00	.96	.00	.00	.00	.00	.55	.00	.00	.05
11	1.56	(327,22)	.00	1.56	.00	.96	.00	.00	.00	.00	.55	.00	.00	.05
12	1.55	(327,22)	.00	1.55	.00	.95	.00	.00	.00	.00	.55	.00	.00	.05
13	1.56	(327,22)	.00	1.56	.00	.96	.00	.00	.00	.00	.55	.00	.00	.05
14	1.56	(327,22)	.00	1.56	.00	.96	.00	.00	.00	.00	.55	.00	.00	.05
15	1.54	(327,22)	.00	1.54	.00	.94	.00	.00	.00	.00	.55	.00	.00	.05
16	1.54	(327,22)	.00	1.54	.00	.94	.00	.00	.00	.00	.55	.00	.00	.05
17	1.54	(323,18)	.00	1.54	.00	1.01	.00	.00	.00	.00	.49	.03	.00	.01
18	1.59	(323,18)	.00	1.59	.00	1.05	.00	.00	.00	.00	.50	.03	.00	.01
19	1.59	(323,18)	.00	1.59	.00	1.05	.00	.00	.00	.00	.50	.01	.00	.03
20	1.56	(323,18)	.00	1.56	.00	1.04	.00	.00	.00	.00	.50	.00	.00	.03
21	1.54	(323,18)	.00	1.54	.00	1.01	.00	.00	.00	.00	.50	.00	.00	.03
22	1.59	(323,18)	.00	1.59	.00	1.05	.00	.00	.00	.00	.51	.00	.00	.03
23	1.59	(323,18)	.00	1.59	.00	1.05	.00	.00	.00	.00	.51	.00	.00	.03
24	1.61	(323,18)	.00	1.61	.00	1.06	.00	.00	.00	.00	.52	.00	.00	.03
25	1.61	(323,18)	.00	1.61	.00	1.06	.00	.00	.00	.00	.52	.00	.00	.03

DATE : 7/21/ 8
TIME : 14:11:50

JOB: HSS FDR Air Quality No-Build/No Jets

RUN: FDR DRIVE BET E 67TH-75TH STS/NO JETS

LINK CONTRIBUTION TABLES

SECOND HIGHEST 8-HOUR AVERAGED LINK CONTRIBUTIONS
IN PARTS PER MILLION (PPM)
INCLUDING AMBIENT BACKGROUND CONCENTRATIONS.

Rcptr No.	Total Conc	Ending Day Hr	Ambient Backgnd	Total Link	Link +1	Link +2	Link +3	Link +4	Link +5	Link +6	Link +7	Link +8	Link +9	Link +10
26	1.60	(323,18)	.00	1.60	.00	1.05	.00	.00	.00	.00	.52	.00	.00	.03
27	1.66	(323,18)	.00	1.66	.00	1.10	.00	.00	.00	.00	.54	.00	.00	.03
28	1.64	(323,18)	.00	1.64	.00	1.07	.00	.00	.00	.00	.54	.00	.00	.03
29	1.61	(323,18)	.00	1.61	.00	1.06	.00	.00	.00	.00	.52	.00	.00	.03
30	1.65	(94,21)	.00	1.65	.00	1.07	.02	.00	.00	.02	.53	.00	.00	.02
31	1.62	(94,21)	.00	1.62	.00	.98	.07	.00	.00	.07	.47	.00	.02	.02
32	1.43	(260,23)	.00	1.43	.00	.90	.04	.00	.00	.00	.45	.00	.00	.04
33	1.29	(260,23)	.00	1.29	.00	.59	.20	.00	.00	.03	.44	.00	.00	.04
34	1.21	(261, 1)	.00	1.21	.00	.50	.27	.00	.00	.01	.39	.00	.00	.04
35	1.13	(261, 1)	.00	1.13	.00	.38	.32	.00	.00	.04	.35	.00	.00	.04
36	1.04	(261, 1)	.00	1.04	.00	.29	.36	.00	.00	.08	.29	.00	.00	.03
37	1.00	(94,21)	.00	1.00	.00	.07	.55	.00	.00	.27	.08	.00	.03	.00
38	.96	(261, 1)	.00	.96	.00	.20	.41	.00	.00	.11	.23	.00	.00	.01
39	.94	(260,24)	.00	.94	.00	.16	.44	.00	.00	.15	.18	.00	.00	.01
40	.97	(94,21)	.00	.97	.00	.05	.57	.00	.00	.27	.05	.00	.03	.00
41	.93	(94,21)	.00	.93	.00	.03	.57	.00	.00	.27	.03	.00	.03	.00
42	.92	(94,21)	.00	.92	.00	.03	.55	.00	.00	.27	.03	.00	.03	.00
43	.92	(94,21)	.00	.92	.00	.03	.55	.00	.00	.27	.03	.00	.03	.00
44	.93	(94,21)	.00	.93	.00	.03	.55	.00	.00	.28	.03	.00	.03	.00
45	.95	(94,21)	.00	.95	.00	.03	.57	.00	.00	.28	.03	.00	.03	.00
46	.93	(94,21)	.00	.93	.00	.02	.57	.00	.00	.28	.03	.00	.03	.00
47	.90	(94,21)	.00	.90	.00	.02	.55	.00	.00	.28	.02	.00	.03	.00
48	.90	(94,21)	.00	.90	.00	.02	.55	.00	.00	.28	.02	.00	.03	.00
49	.90	(323,18)	.00	.90	.00	.05	.53	.00	.00	.25	.08	.00	.00	.00
50	.92	(323,18)	.00	.93	.00	.05	.54	.00	.00	.25	.08	.00	.01	.00
51	.91	(323,18)	.00	.91	.00	.05	.54	.00	.00	.25	.06	.00	.01	.00
52	.90	(94,21)	.00	.90	.00	.02	.55	.00	.00	.28	.02	.00	.03	.00
53	.90	(323,18)	.00	.90	.00	.05	.54	.00	.00	.25	.05	.00	.01	.00
54	.94	(323,18)	.00	.94	.00	.05	.56	.00	.00	.25	.05	.00	.03	.00
55	.91	(323,18)	.00	.91	.00	.05	.54	.00	.01	.24	.05	.00	.03	.00
56	.90	(94,21)	.00	.90	.00	.02	.37	.17	.13	.18	.02	.00	.02	.00
57	1.21	(32,23)	.00	1.21	.11	.68	.01	.00	.00	.01	.40	.00	.00	.00
58	1.12	(32,22)	.00	1.13	.23	.47	.01	.00	.00	.01	.39	.01	.00	.00
59	1.02	(32,22)	.00	1.02	.29	.35	.00	.00	.00	.01	.35	.03	.00	.00
60	1.02	(360,20)	.00	1.02	.27	.43	.00	.00	.00	.00	.30	.02	.00	.00

JOB: HSS FDR Air Quality No-Build/No Jets

RUN: FDR DRIVE BET E 67TH-75TH STS/NO JETS

LINK CONTRIBUTION TABLES

MAXIMUM 1-HOUR AVERAGED LINK CONTRIBUTIONS
IN PARTS PER MILLION (PPM)
INCLUDING AMBIENT BACKGROUND CONCENTRATIONS.

Rcptr No.	Total Conc	Ending Day Hr	Ambient Backgnd	Total Link	Link +1	Link +2	Link +3	Link +4	Link +5	Link +6	Link +7	Link +8	Link +9	Link +10
1	3.40	(299,18)	.00	3.40	.00	2.20	.00	.00	.00	.00	1.10	.00	.00	.10
2	3.20	(299,18)	.00	3.20	.00	2.10	.00	.00	.00	.00	1.00	.00	.00	.10
3	3.20	(299,18)	.00	3.20	.00	2.10	.00	.00	.00	.00	1.00	.00	.00	.10
4	3.30	(299,18)	.00	3.30	.00	2.20	.00	.00	.00	.00	1.00	.00	.00	.10
5	3.30	(299,18)	.00	3.30	.00	2.20	.00	.00	.00	.00	1.00	.00	.00	.10
6	3.20	(299,18)	.00	3.20	.00	2.10	.00	.00	.00	.00	1.00	.00	.00	.10
7	3.20	(299,18)	.00	3.20	.00	2.10	.00	.00	.00	.00	1.00	.00	.00	.10
8	3.30	(299,18)	.00	3.30	.00	2.20	.00	.00	.00	.00	1.00	.00	.00	.10
9	3.20	(299,18)	.00	3.20	.00	2.10	.00	.00	.00	.00	1.00	.00	.00	.10
10	3.20	(94,17)	.00	3.20	.00	2.00	.00	.00	.00	.00	1.10	.00	.00	.10
11	3.20	(299,18)	.00	3.20	.00	2.10	.00	.00	.00	.00	1.00	.00	.00	.10
12	3.20	(299,18)	.00	3.20	.00	2.10	.00	.00	.00	.00	1.00	.00	.00	.10
13	3.20	(94,17)	.00	3.20	.00	2.00	.00	.00	.00	.00	1.10	.00	.00	.10
14	3.30	(299,18)	.00	3.30	.00	2.10	.00	.00	.00	.10	1.00	.00	.00	.10
15	3.30	(299,18)	.00	3.30	.00	2.10	.00	.00	.00	.10	1.00	.00	.00	.10
16	3.20	(299,18)	.00	3.20	.00	2.10	.00	.00	.00	.10	.90	.00	.00	.10
17	3.20	(299,18)	.00	3.20	.00	2.10	.00	.00	.00	.10	.90	.00	.00	.10
18	3.30	(299,18)	.00	3.30	.00	2.10	.10	.00	.00	.10	.90	.00	.00	.10
19	3.30	(299,18)	.00	3.30	.00	2.10	.10	.00	.00	.10	.90	.00	.00	.10
20	3.20	(299,18)	.00	3.20	.00	2.00	.10	.00	.00	.10	.90	.00	.00	.10
21	3.10	(299,18)	.00	3.10	.00	2.00	.10	.00	.00	.10	.80	.00	.00	.10
22	3.00	(94,17)	.00	3.00	.00	1.90	.00	.00	.00	.00	1.00	.00	.00	.10
23	3.10	(299,18)	.00	3.10	.00	2.00	.10	.00	.00	.20	.80	.00	.00	.00
24	3.10	(94,17)	.00	3.10	.00	2.00	.00	.00	.00	.00	1.00	.00	.00	.10
25	3.00	(94,17)	.00	3.00	.00	1.90	.00	.00	.00	.00	1.00	.00	.00	.10
26	3.00	(94,17)	.00	3.00	.00	1.90	.00	.00	.00	.00	1.00	.00	.00	.10
27	3.10	(94,17)	.00	3.10	.00	1.90	.00	.00	.00	.00	1.10	.00	.00	.10
28	3.00	(94,17)	.00	3.00	.00	1.90	.00	.00	.00	.00	1.00	.00	.00	.10
29	3.10	(94,17)	.00	3.10	.00	1.90	.00	.00	.00	.10	1.00	.00	.00	.10
30	2.90	(356,16)	.00	2.90	.00	1.90	.00	.00	.00	.00	.90	.00	.00	.10
31	3.00	(323,16)	.00	3.00	.00	2.00	.00	.00	.00	.00	.90	.00	.00	.10
32	2.80	(276,21)	.00	2.80	.00	1.90	.00	.00	.00	.00	.80	.00	.00	.10
33	2.70	(276,21)	.00	2.70	.00	1.50	.30	.00	.00	.00	.80	.00	.00	.10
34	2.40	(99,18)	.00	2.40	.00	1.40	.30	.00	.00	.00	.70	.00	.00	.00
35	2.30	(99,18)	.00	2.30	.00	1.20	.40	.00	.00	.00	.70	.00	.00	.00
36	2.30	(276,21)	.00	2.30	.00	.70	.70	.00	.00	.10	.70	.00	.00	.10
37	2.20	(323,16)	.00	2.20	.00	.50	.80	.00	.00	.20	.60	.00	.00	.10
38	2.10	(99,18)	.00	2.10	.00	.80	.60	.00	.00	.10	.60	.00	.00	.00
39	2.10	(99,18)	.00	2.10	.00	.70	.70	.00	.00	.10	.60	.00	.00	.00

JOB: HSS FDR Air Quality No-Build/No Jets

RUN: FDR DRIVE BET E 67TH-75TH STS/NO JETS

LINK CONTRIBUTION TABLES

MAXIMUM 1-HOUR AVERAGED LINK CONTRIBUTIONS
IN PARTS PER MILLION (PPM)
INCLUDING AMBIENT BACKGROUND CONCENTRATIONS.

Rcptr No.	Total Conc	Ending Day Hr	Ambient Backgnd	Total Link	Link +1	Link +2	Link +3	Link +4	Link +5	Link +6	Link +7	Link +8	Link +9	Link +10
40	2.00	(276,21)	.00	2.00	.00	.40	.90	.00	.00	.20	.40	.00	.00	.10
41	2.00	(99,18)	.00	2.00	.00	.60	.80	.00	.00	.10	.50	.00	.00	.00
42	2.00	(99,18)	.00	2.00	.00	.50	.80	.00	.00	.20	.50	.00	.00	.00
43	1.90	(299,18)	.00	1.90	.00	.00	1.10	.10	.10	.50	.00	.00	.10	.00
44	1.90	(299,18)	.00	1.90	.00	.00	1.10	.10	.20	.40	.00	.00	.10	.00
45	1.90	(299,18)	.00	1.90	.00	.00	1.10	.10	.20	.40	.00	.00	.10	.00
46	1.90	(299,18)	.00	1.90	.00	.00	1.10	.10	.20	.40	.00	.00	.10	.00
47	1.80	(99,18)	.00	1.80	.00	.40	.90	.00	.00	.20	.30	.00	.00	.00
48	1.90	(299,18)	.00	1.90	.00	.00	1.00	.20	.30	.40	.00	.00	.00	.00
49	1.80	(299,18)	.00	1.80	.00	.00	1.00	.20	.30	.30	.00	.00	.00	.00
50	1.90	(299,18)	.00	1.90	.00	.00	1.00	.20	.40	.30	.00	.00	.00	.00
51	1.90	(99,18)	.00	1.90	.00	.30	1.00	.00	.00	.30	.30	.00	.00	.00
52	1.90	(299,18)	.00	1.90	.00	.00	.80	.40	.50	.20	.00	.00	.00	.00
53	1.90	(299,18)	.00	1.90	.00	.00	.70	.50	.60	.10	.00	.00	.00	.00
54	2.00	(299,18)	.00	2.00	.00	.00	.60	.70	.70	.00	.00	.00	.00	.00
55	1.80	(299,18)	.00	1.80	.00	.00	.30	.90	.60	.00	.00	.00	.00	.00
56	1.80	(299,18)	.00	1.80	.00	.00	.00	1.20	.60	.00	.00	.00	.00	.00
57	3.10	(299,18)	.00	3.10	.30	1.60	.00	.00	.00	.00	1.10	.00	.00	.10
58	2.80	(299,18)	.00	2.80	.60	1.10	.00	.00	.00	.00	1.00	.00	.00	.10
59	2.60	(299,18)	.00	2.60	.70	.80	.00	.00	.00	.00	.90	.10	.00	.10
60	2.50	(299,18)	.00	2.50	.80	.60	.00	.00	.00	.00	.80	.20	.00	.10

SECOND HIGHEST 1-HOUR AVERAGED LINK CONTRIBUTIONS
IN PARTS PER MILLION (PPM)
INCLUDING AMBIENT BACKGROUND CONCENTRATIONS.

Rcptr No.	Total Conc	Ending Day Hr	Ambient Backgnd	Total Link	Link +1	Link +2	Link +3	Link +4	Link +5	Link +6	Link +7	Link +8	Link +9	Link +10
1	2.80	(228, 8)	.00	2.80	.00	1.80	.00	.00	.00	.00	.90	.00	.00	.10
2	3.10	(94,17)	.00	3.10	.00	2.00	.00	.00	.00	.00	1.00	.00	.00	.10
3	3.10	(94,17)	.00	3.10	.00	1.90	.00	.00	.00	.00	1.10	.00	.00	.10
4	3.20	(94,17)	.00	3.20	.00	2.00	.00	.00	.00	.00	1.10	.00	.00	.10
5	3.20	(94,17)	.00	3.20	.00	2.00	.00	.00	.00	.00	1.10	.00	.00	.10
6	3.10	(94,17)	.00	3.10	.00	1.90	.00	.00	.00	.00	1.10	.00	.00	.10
7	3.00	(94,17)	.00	3.00	.00	1.90	.00	.00	.00	.00	1.00	.00	.00	.10
8	3.20	(94,17)	.00	3.20	.00	2.00	.00	.00	.00	.00	1.10	.00	.00	.10
9	3.10	(94,17)	.00	3.10	.00	1.90	.00	.00	.00	.00	1.10	.00	.00	.10
10	3.20	(299,18)	.00	3.20	.00	2.10	.00	.00	.00	.00	1.00	.00	.00	.10

JOB: HSS FDR Air Quality No-Build/No Jets

RUN: FDR DRIVE BET E 67TH-75TH STS/NO JETS

LINK CONTRIBUTION TABLES

SECOND HIGHEST 1-HOUR AVERAGED LINK CONTRIBUTIONS
IN PARTS PER MILLION (PPM)
INCLUDING AMBIENT BACKGROUND CONCENTRATIONS.

Rcptr No.	Total Conc	Ending Day Hr	Ambient Backgnd	Total Link	Link +1	Link +2	Link +3	Link +4	Link +5	Link +6	Link +7	Link +8	Link +9	Link +10
11	3.10	(94,17)	.00	3.10	.00	1.90	.00	.00	.00	.00	1.10	.00	.00	.10
12	3.00	(94,17)	.00	3.00	.00	1.90	.00	.00	.00	.00	1.00	.00	.00	.10
13	3.20	(299,18)	.00	3.20	.00	2.10	.00	.00	.00	.00	1.00	.00	.00	.10
14	3.10	(94,17)	.00	3.10	.00	1.90	.00	.00	.00	.00	1.10	.00	.00	.10
15	3.00	(94,17)	.00	3.00	.00	1.90	.00	.00	.00	.00	1.00	.00	.00	.10
16	3.00	(94,17)	.00	3.00	.00	1.90	.00	.00	.00	.00	1.00	.00	.00	.10
17	3.00	(94,17)	.00	3.00	.00	1.90	.00	.00	.00	.00	1.00	.00	.00	.10
18	3.20	(94,17)	.00	3.20	.00	2.00	.00	.00	.00	.00	1.10	.00	.00	.10
19	3.00	(94,17)	.00	3.00	.00	1.90	.00	.00	.00	.00	1.00	.00	.00	.10
20	3.00	(94,17)	.00	3.00	.00	1.90	.00	.00	.00	.00	1.00	.00	.00	.10
21	3.00	(94,17)	.00	3.00	.00	1.90	.00	.00	.00	.00	1.00	.00	.00	.10
22	3.00	(299,18)	.00	3.00	.00	2.00	.10	.00	.00	.10	.80	.00	.00	.00
23	3.00	(94,17)	.00	3.00	.00	1.90	.00	.00	.00	.00	1.00	.00	.00	.10
24	3.00	(299,18)	.00	3.00	.00	1.90	.10	.00	.00	.20	.70	.00	.10	.00
25	3.00	(299,18)	.00	3.00	.00	1.90	.20	.00	.00	.20	.60	.00	.10	.00
26	2.90	(299,18)	.00	2.90	.00	1.80	.20	.00	.00	.30	.50	.00	.10	.00
27	2.80	(276,21)	.00	2.80	.00	1.90	.00	.00	.00	.00	.80	.00	.00	.10
28	2.80	(276,21)	.00	2.80	.00	1.90	.00	.00	.00	.00	.80	.00	.00	.10
29	2.80	(276,21)	.00	2.80	.00	1.90	.00	.00	.00	.00	.80	.00	.00	.10
30	2.80	(94,17)	.00	2.80	.00	1.80	.10	.00	.00	.10	.80	.00	.00	.00
31	2.90	(276,21)	.00	2.90	.00	2.00	.00	.00	.00	.00	.80	.00	.00	.10
32	2.80	(323,16)	.00	2.80	.00	1.80	.00	.00	.00	.00	.90	.00	.00	.10
33	2.70	(323,16)	.00	2.70	.00	1.40	.30	.00	.00	.00	.90	.00	.00	.10
34	2.40	(276,21)	.00	2.40	.00	1.10	.40	.00	.00	.00	.80	.00	.00	.10
35	2.30	(276,21)	.00	2.30	.00	.90	.60	.00	.00	.00	.70	.00	.00	.10
36	2.20	(99,18)	.00	2.20	.00	1.00	.50	.00	.00	.00	.70	.00	.00	.00
37	2.10	(99,18)	.00	2.10	.00	.90	.60	.00	.00	.00	.60	.00	.00	.00
38	2.10	(276,21)	.00	2.10	.00	.50	.80	.00	.00	.20	.50	.00	.00	.10
39	2.00	(276,21)	.00	2.00	.00	.40	.80	.00	.00	.20	.50	.00	.00	.10
40	1.90	(299,18)	.00	1.90	.00	.00	1.10	.10	.10	.50	.00	.00	.10	.00
41	1.90	(276,21)	.00	1.90	.00	.30	.90	.00	.00	.20	.40	.00	.00	.10
42	1.90	(299,18)	.00	1.90	.00	.00	1.10	.10	.10	.50	.00	.00	.10	.00
43	1.90	(99,18)	.00	1.90	.00	.50	.80	.00	.00	.20	.40	.00	.00	.00
44	1.80	(99,18)	.00	1.80	.00	.40	.80	.00	.00	.20	.40	.00	.00	.00
45	1.90	(99,18)	.00	1.90	.00	.40	.90	.00	.00	.20	.40	.00	.00	.00
46	1.90	(99,18)	.00	1.90	.00	.40	.90	.00	.00	.20	.40	.00	.00	.00
47	1.70	(299,18)	.00	1.70	.00	.00	1.00	.10	.20	.40	.00	.00	.00	.00
48	1.70	(99,18)	.00	1.70	.00	.30	.90	.00	.00	.20	.30	.00	.00	.00
49	1.70	(99,18)	.00	1.70	.00	.30	.90	.00	.00	.20	.30	.00	.00	.00

JOB: HSS FDR Air Quality No-Build/No Jets

RUN: FDR DRIVE BET E 67TH-75TH STS/NO JETS

LINK CONTRIBUTION TABLES

SECOND HIGHEST 1-HOUR AVERAGED LINK CONTRIBUTIONS
IN PARTS PER MILLION (PPM)
INCLUDING AMBIENT BACKGROUND CONCENTRATIONS.

Rcptr No.	Total Conc	Ending Day Hr	Ambient Backgnd	Total Link	Link +1	Link +2	Link +3	Link +4	Link +5	Link +6	Link +7	Link +8	Link +9	Link +10
50	1.90	(99,18)	.00	1.90	.00	.30	1.00	.00	.00	.30	.30	.00	.00	.00
51	1.80	(299,18)	.00	1.80	.00	.00	.90	.30	.40	.20	.00	.00	.00	.00
52	1.80	(99,18)	.00	1.80	.00	.30	.90	.00	.00	.30	.30	.00	.00	.00
53	1.80	(99,18)	.00	1.80	.00	.30	.90	.00	.00	.30	.30	.00	.00	.00
54	1.70	(94,17)	.00	1.70	.00	.00	1.00	.00	.20	.40	.00	.00	.10	.00
55	1.70	(99,18)	.00	1.70	.00	.20	1.00	.00	.00	.30	.20	.00	.00	.00
56	1.70	(99,18)	.00	1.70	.00	.20	1.00	.00	.00	.30	.20	.00	.00	.00
57	2.60	(228, 8)	.00	2.60	.20	1.40	.00	.00	.00	.00	.90	.00	.00	.10
58	2.40	(32,17)	.00	2.40	.30	1.20	.10	.00	.00	.10	.70	.00	.00	.00
59	2.20	(228, 8)	.00	2.20	.50	.80	.00	.00	.00	.00	.80	.00	.00	.10
60	2.10	(228, 8)	.00	2.10	.60	.60	.00	.00	.00	.00	.70	.10	.00	.10

JOB: HSS FDR Air Quality No-Build/No Jets

RUN: FDR DRIVE BET E 67TH-75TH STS/NO JETS

CALM DURATION FREQUENCY

Hours of Consecutive Calm Winds	Frequency of Occurrence	(Julian day/hour ending) of Significant Occurrences
1	126	(1,24)(2, 7)(4, 6)(5,21)(33,12)(36,17)(36,19)(43, 6)(43, 9)(52, 7) (55, 1)(55,22)(59, 9)(64, 3)(64, 5)(64,24)(80, 9)(81, 2)(84, 8)(85,22) (86, 1)(86, 7)(87, 5)(94,16)(98, 2)(105, 8)(109, 2)(113, 9)(113,12)(115, 5) (117,12)(125,21)(126, 1)(127,13)(130,22)(131, 1)(132, 2)(132,22)(133, 2)(133, 4) (133, 6)(133,12)(136, 3)(137,11)(137,21)(138,24)(139, 4)(140, 8)(140,21)(141, 2) (142,10)(143, 8)(146, 3)(146, 9)(147,21)(149,15)(163,14)(164,16)(171, 7)(173, 3) (174,13)(174,17)(177,17)(178, 4)(178, 8)(184,19)(184,21)(185,12)(188,24)(189,12) (192,21)(201,11)(202,22)(210,24)(211,11)(212, 1)(212, 5)(222, 5)(222,23)(226,20) (227, 6)(227,23)(228, 7)(229, 5)(229,12)(230, 6)(230, 9)(231, 3)(232,22)(234, 7) (247, 2)(256, 1)(256,12)(257, 1)(257,11)(260,11)(264,20)(266, 4)(268, 4)(268, 9) (271, 3)(274, 4)(276, 1)(276, 5)(281, 5)(281,13)(287, 4)(289, 4)(299,22)(299,24) (301,12)(302,16)(309,20)(312, 7)(321,23)(322, 2)(324,14)(327, 4)(328,22)(338, 1) (338, 3)(343, 2)(346, 5)(351, 1)(357, 5)(357, 8)
2	33	(2,24)(54,21)(64, 1)(83, 7)(94,14)(100, 1)(107,17)(133,10)(137, 2)(137,24) (149,10)(173, 6)(175,23)(180, 9)(182, 9)(183, 9)(193, 5)(222,10)(229,22)(255,20) (266, 7)(287,10)(288, 1)(289, 2)(292,17)(321,11)(322,14)(323, 8)(324, 6)(324,12) (356, 7)(357, 3)(360,15)
3	10	(2,19)(33,16)(60, 7)(80, 7)(135,24)(186, 6)(204, 6)(280, 9)(315,10)(338, 8) (
4	5	(203, 8)(271, 1)(278, 4)(323, 4)(327, 2)
6	2	(133,20)(282, 4)
7	1	(22,15)
10	1	(134, 7)
13	1	(184,11)

Program terminated normally

JOB: HSS FDR Air Quality No-Build/35' Jets RUN: FDR DRIVE BET E 67TH-75TH STS/35' JETS

General Information

Run start date: 1/ 1/ 0 Julian: 1
end date: 12/31/ 0 Julian: 366

A Tier 2 approach was used for input data preparation.

The MODE flag has been set to C for calculating CO averages.

Ambient background concentrations are included in the averages below.

Site & Meteorological Constants

VS = .0 CM/S VD = .0 CM/S Z0 = 175. CM ATIM = 60.

Met. Sfc. Sta. Id & Yr = 72503 2000
Upper Air Sta. Id & Yr = 94703 2000

CAUTION: The input years for the Run and Meteorological data differ. The respective values are: 0 and 2000.

Urban mixing heights were processed.

In 2000, Julian day 1 is a Saturday.

The patterns from the input file have been assigned as follows:

Pattern # 1 is assigned to Monday.
Pattern # 1 is assigned to Tuesday.
Pattern # 1 is assigned to Wednesday.
Pattern # 1 is assigned to Thursday.
Pattern # 1 is assigned to Friday.
Pattern # 1 is assigned to Saturday.
Pattern # 1 is assigned to Sunday.

Link Data Constants - (Variable data in *.LNK file)

LINK DESCRIPTION	LINK COORDINATES (FT) X1	Y1	X2	Y2	LENGTH (FT)	BRG (DEG)	TYPE	H (FT)	W (FT)	NLANES
1. FDR N/B 67th-68th St*	-132.0	-225.0	15.0	-10.0	260.	34.	AG	.0	36.0	
2. FDR N/B 68th-71st St*	15.0	-10.0	438.0	608.0	749.	34.	AG	.0	36.0	
3. FDR N/B 71st-73rd St*	438.0	608.0	773.0	1098.0	594.	34.	AG	.0	36.0	
4. FDR N/B 73rd-75th St*	773.0	1098.0	1056.0	1625.0	598.	28.	AG	.0	36.0	
5. FDR S/B 75th-73rd St*	743.0	1118.0	1026.0	1645.0	598.	28.	AG	.0	36.0	
6. FDR S/B 73rd-71st St*	408.0	628.0	743.0	1118.0	594.	34.	AG	.0	36.0	

JOB: HSS FDR Air Quality No-Build/35' Jets

RUN: FDR DRIVE BET E 67TH-75TH STS/35' JETS

Link Data Constants - (Variable data in *.LNK file)

LINK DESCRIPTION	LINK COORDINATES (FT) X1	Y1	X2	Y2	LENGTH (FT)	BRG (DEG)	TYPE	H (FT)	W (FT)	NLANES
7. FDR S/B 71st-68th St*	-15.0	10.0	408.0	628.0	749.	34.	AG	.0	36.0	
8. FDR S/B 68th-67th St*	-162.0	-205.0	-15.0	10.0	260.	34.	AG	.0	36.0	
9. FDR Service Rd 73-71*	385.0	644.0	720.0	1134.0	594.	34.	AG	.0	32.0	
10. FDR Service Rd 68-71*	-38.0	26.0	385.0	644.0	749.	34.	AG	.0	32.0	
11. FDR N/B 35' Jet 71St*	438.0	608.0	458.0	637.0	35.	35.	AG	.0	32.0	
12. FDR S/B 35' Jet 68St*	-15.0	10.0	-35.0	-19.0	35.	215.	AG	.0	32.0	

Receptor Data

RECEPTOR	COORDINATES (FT) X	Y	Z
1. RECEPTOR 1	34.0	-23.0	6.0
2. RECEPTOR 2	48.0	-4.0	6.0
3. RECEPTOR 3	62.0	17.0	6.0
4. RECEPTOR 4	75.0	37.0	6.0
5. RECEPTOR 5	89.0	57.0	6.0
6. RECEPTOR 6	103.0	77.0	6.0
7. RECEPTOR 7	117.0	97.0	6.0
8. RECEPTOR 8	130.0	117.0	6.0
9. RECEPTOR 9	144.0	137.0	6.0
10. RECEPTOR 10	158.0	158.0	6.0
11. RECEPTOR 11	172.0	178.0	6.0
12. RECEPTOR 12	186.0	198.0	6.0
13. RECEPTOR 13	199.0	218.0	6.0
14. RECEPTOR 14	213.0	238.0	6.0
15. RECEPTOR 15	227.0	258.0	6.0
16. RECEPTOR 16	241.0	278.0	6.0
17. RECEPTOR 17	255.0	299.0	6.0
18. RECEPTOR 18	268.0	319.0	6.0
19. RECEPTOR 19	282.0	339.0	6.0
20. RECEPTOR 20	296.0	359.0	6.0
21. RECEPTOR 21	310.0	379.0	6.0
22. RECEPTOR 22	323.0	399.0	6.0
23. RECEPTOR 23	337.0	419.0	6.0
24. RECEPTOR 24	351.0	440.0	6.0
25. RECEPTOR 25	365.0	460.0	6.0
26. RECEPTOR 26	379.0	480.0	6.0
27. RECEPTOR 27	392.0	500.0	6.0
28. RECEPTOR 28	406.0	520.0	6.0

JOB: HSS FDR Air Quality No-Build/35' Jets

RUN: FDR DRIVE BET E 67TH-75TH STS/35' JETS

Receptor Data

RECEPTOR	COORDINATES (FT) X	Y	Z
29. RECEPTOR 29	420.0	540.0	6.0
30. RECEPTOR 30	434.0	561.0	6.0
31. RECEPTOR 31	447.0	581.0	6.0
32. RECEPTOR 32	461.0	601.0	6.0
33. RECEPTOR 33	475.0	621.0	6.0
34. RECEPTOR 34	489.0	641.0	6.0
35. RECEPTOR 35	503.0	661.0	6.0
36. RECEPTOR 36	516.0	681.0	6.0
37. RECEPTOR 37	530.0	702.0	6.0
38. RECEPTOR 38	544.0	722.0	6.0
39. RECEPTOR 39	558.0	742.0	6.0
40. RECEPTOR 40	571.0	762.0	6.0
41. RECEPTOR 41	585.0	782.0	6.0
42. RECEPTOR 42	599.0	802.0	6.0
43. RECEPTOR 43	613.0	822.0	6.0
44. RECEPTOR 44	627.0	843.0	6.0
45. RECEPTOR 45	640.0	863.0	6.0
46. RECEPTOR 46	654.0	883.0	6.0
47. RECEPTOR 47	668.0	903.0	6.0
48. RECEPTOR 48	682.0	923.0	6.0
49. RECEPTOR 49	696.0	943.0	6.0
50. RECEPTOR 50	709.0	964.0	6.0
51. RECEPTOR 51	723.0	984.0	6.0
52. RECEPTOR 52	737.0	1004.0	6.0
53. RECEPTOR 53	751.0	1024.0	6.0
54. RECEPTOR 54	764.0	1044.0	6.0
55. RECEPTOR 55	778.0	1064.0	6.0
56. RECEPTOR 56	792.0	1084.0	6.0
57. RECEPTOR 57	20.0	-44.0	6.0
58. RECEPTOR 58	6.0	-64.0	6.0
59. RECEPTOR 59	-7.0	-84.0	6.0
60. RECEPTOR 60	-21.0	-104.0	6.0

JOB: HSS FDR Air Quality No-Build/35' Jets

RUN: FDR DRIVE BET E 67TH-75TH STS/35' JETS

Model Results

Remarks : In search of the wind direction corresponding to the maximum concentration, only the first direction, of the directions with the same maximum concentrations, is indicated as the maximum.

* MAXIMUM HOURLY CONCENTRATIONS WITH ANY AMBIENT BACKGROUND CONCENTRATIONS (BKG) ADDED
(PPM)

	REC1	REC2	REC3	REC4	REC5	REC6	REC7	REC8	REC9	REC10
MAX+BKG	2.5	2.4	2.4	2.4	2.4	2.3	2.3	2.3	2.3	2.3
- BKG	.0	.0	.0	.0	.0	.0	.0	.0	.0	.0
MAX	2.5	2.4	2.4	2.4	2.4	2.3	2.3	2.3	2.3	2.3
WIND DIR	309	23	23	23	23	231	23	23	23	23
JULIAN	276	72	72	72	72	30	72	72	72	72
HOUR	21	8	8	8	8	18	8	8	8	8

	REC11	REC12	REC13	REC14	REC15	REC16	REC17	REC18	REC19	REC20
MAX+BKG	2.4	2.2	2.3	2.4	2.3	2.4	2.4	2.4	2.4	2.3
- BKG	.0	.0	.0	.0	.0	.0	.0	.0	.0	.0
MAX	2.4	2.2	2.3	2.4	2.3	2.4	2.4	2.4	2.4	2.3
WIND DIR	231	23	23	23	23	23	23	23	23	23
JULIAN	30	72	72	72	72	72	72	72	72	72
HOUR	18	8	8	8	8	8	8	8	8	8

	REC21	REC22	REC23	REC24	REC25	REC26	REC27	REC28	REC29	REC30
MAX+BKG	2.3	2.5	2.5	2.6	2.5	2.6	2.6	2.8	2.9	3.1
- BKG	.0	.0	.0	.0	.0	.0	.0	.0	.0	.0
MAX	2.3	2.5	2.5	2.6	2.5	2.6	2.6	2.8	2.9	3.1
WIND DIR	23	23	23	23	23	23	23	23	23	23
JULIAN	72	72	72	72	72	72	72	72	72	72
HOUR	8	8	8	8	8	8	8	8	8	8

	REC31	REC32	REC33	REC34	REC35	REC36	REC37	REC38	REC39	REC40
MAX+BKG	3.3	4.5	3.7	3.7	3.2	2.9	2.5	2.3	2.3	2.1
- BKG	.0	.0	.0	.0	.0	.0	.0	.0	.0	.0
MAX	3.3	4.5	3.7	3.7	3.2	2.9	2.5	2.3	2.3	2.1
WIND DIR	23	309	262	231	231	231	231	231	231	231
JULIAN	72	276	276	30	30	30	30	30	30	30
HOUR	8	21	20	18	18	18	18	18	18	18

JOB: HSS FDR Air Quality No-Build/35' Jets

RUN: FDR DRIVE BET E 67TH-75TH STS/35' JETS

* MAXIMUM HOURLY CONCENTRATIONS WITH ANY AMBIENT BACKGROUND CONCENTRATIONS (BKG) ADDED
(PPM)

	REC41	REC42	REC43	REC44	REC45	REC46	REC47	REC48	REC49	REC50
MAX+BKG	2.1	2.1	2.0	2.0	2.0	2.0	2.1	2.0	1.9	2.0
- BKG	.0	.0	.0	.0	.0	.0	.0	.0	.0	.0
MAX	2.1	2.1	2.0	2.0	2.0	2.0	2.1	2.0	1.9	2.0
WIND DIR	231	231	231	231	231	231	231	231	231	231
JULIAN	30	30	30	30	30	30	30	30	30	30
HOUR	18	18	18	18	18	18	18	18	18	18

	REC51	REC52	REC53	REC54	REC55	REC56	REC57	REC58	REC59	REC60
MAX+BKG	2.0	2.0	2.0	2.0	2.0	2.0	3.2	2.5	2.3	2.3
- BKG	.0	.0	.0	.0	.0	.0	.0	.0	.0	.0
MAX	2.0	2.0	2.0	2.0	2.0	2.0	3.2	2.5	2.3	2.3
WIND DIR	231	231	231	231	231	231	309	337	2	23
JULIAN	30	30	30	30	30	30	276	357	313	72
HOUR	18	18	18	18	18	18	21	8	14	8

THE HIGHEST CONCENTRATION OF 4.50 PPM OCCURRED AT RECEPTOR REC32.

==========
Output Section
==========

NOTES PERTAINING TO THE REPORT

1. THE HIGHEST AVERAGE IN EACH OF THE FIRST TWO COLUMNS OF EACH TABLE BELOW ARE SUFFIXED BY AN ASTERISK (*). FOR PM OUTPUT, THERE IS ONLY ONE COLUMN AND ASTERISK FOR THE ANNUAL AVERAGE/PERIOD OF CONCERN TABLE.

2. THE NUMBERS IN PARENTHESES ARE THE JULIAN DAY AND ENDING HOUR FOR THE PRECEDING AVERAGE.

3. THE NUMBER OF CALM HOURS USED IN PRODUCING EACH AVERAGE ARE PREFIXED BY A C.

PRIMARY AVERAGES.

MAXIMUM 8-HOUR RUNNING NONOVERLAPPING AVERAGE CONCENTRATIONS
IN PARTS PER MILLION (PPM),
INCLUDING AMBIENT BACKGROUND CONCENTRATIONS.

Receptor Number	Highest Conc	Highest Ending Day Hr	Highest Calm	Second highest Conc	Second highest Ending Day Hr	Second highest Calm
1	1.36	(357,13)	C 1	1.33	(313,19)	C 2
2	1.58	(313,19)	C 2	1.30	(324,20)	C 0
3	1.77	(313,19)	C 2	1.28	(324,20)	C 0
4	1.68	(313,19)	C 2	1.25	(324,21)	C 0
5	1.62	(313,19)	C 2	1.23	(324,21)	C 0
6	1.55	(313,19)	C 2	1.19	(324,21)	C 0
7	1.50	(313,19)	C 2	1.19	(324,21)	C 0
8	1.47	(313,19)	C 2	1.18	(324,22)	C 0
9	1.45	(313,19)	C 2	1.17	(253,13)	C 2
10	1.45	(313,19)	C 2	1.18	(253,13)	C 2
11	1.45	(313,19)	C 2	1.17	(324,22)	C 0
12	1.43	(313,19)	C 2	1.16	(324,22)	C 0
13	1.43	(313,19)	C 2	1.20	(324,22)	C 0
14	1.43	(313,19)	C 2	1.20	(324,22)	C 0
15	1.42	(313,19)	C 2	1.18	(324,22)	C 0
16	1.40	(313,19)	C 2	1.14	(324,22)	C 0
17	1.42	(313,19)	C 2	1.14	(324,22)	C 0
18	1.42	(313,19)	C 2	1.13	(324,22)	C 0
19	1.43	(313,19)	C 2	1.14	(324,22)	C 0
20	1.43	(313,19)	C 2	1.14	(324,22)	C 0
21	1.42	(313,19)	C 2	1.13	(324,22)	C 0
22	1.42	(313,19)	C 2	1.15	(324,22)	C 0
23	1.45	(313,19)	C 2	1.14	(324,22)	C 0
24	1.45	(313,19)	C 2	1.15	(324,22)	C 0

JOB: HSS FDR Air Quality No-Build/35' Jets RUN: FDR DRIVE BET E 67TH-75TH STS/35' JETS

MAXIMUM 8-HOUR RUNNING NONOVERLAPPING AVERAGE CONCENTRATIONS
IN PARTS PER MILLION (PPM),
INCLUDING AMBIENT BACKGROUND CONCENTRATIONS.

Receptor Number	Highest Conc	Highest Ending Day Hr	Highest Calm	Second highest Conc	Second highest Ending Day Hr	Second highest Calm
25	1.47	(313,19)	C 2	1.15	(324,22)	C 0
26	1.47	(313,19)	C 2	1.19	(84,14)	C 1
27	1.47	(313,19)	C 2	1.20	(84,14)	C 1
28	1.48	(313,19)	C 2	1.20	(84,14)	C 1
29	1.52	(313,19)	C 2	1.23	(253,14)	C 2
30	1.60	(313,19)	C 2	1.41	(84,14)	C 1
31	1.73	(313,19)	C 2	1.70	(338,23)	C 0
32	2.40	(357,13)	C 1	2.20	(186,16)	C 2
33	2.54*	(313,21)	C 1	2.38*	(324,20)	C 0
34	2.18	(313,19)	C 2	1.70	(324,21)	C 0
35	1.62	(313,19)	C 2	1.35	(2, 2)	C 2
36	1.42	(313,19)	C 2	1.20	(2, 2)	C 2
37	1.27	(313,19)	C 2	1.17	(2, 2)	C 2
38	1.22	(313,19)	C 2	1.05	(2, 2)	C 2
39	1.18	(313,19)	C 2	1.01	(324,21)	C 0
40	1.22	(313,19)	C 2	1.02	(253,13)	C 2
41	1.23	(313,19)	C 2	1.00	(253,13)	C 2
42	1.18	(313,19)	C 2	.97	(324,21)	C 0
43	1.20	(313,19)	C 2	.98	(324,21)	C 0
44	1.20	(313,19)	C 2	.97	(324,21)	C 0
45	1.22	(313,19)	C 2	.95	(324,21)	C 0
46	1.23	(313,19)	C 2	.95	(324,21)	C 0
47	1.22	(313,19)	C 2	.95	(324,21)	C 0
48	1.22	(313,19)	C 2	.95	(324,21)	C 0
49	1.22	(313,19)	C 2	.92	(324,21)	C 0
50	1.23	(313,19)	C 2	.95	(324,21)	C 0
51	1.20	(313,19)	C 2	.95	(324,21)	C 0
52	1.22	(313,19)	C 2	.94	(324,21)	C 0
53	1.20	(313,19)	C 2	.93	(253,14)	C 2
54	1.22	(313,19)	C 2	.97	(253,14)	C 2
55	1.22	(313,19)	C 2	.93	(324,21)	C 0
56	1.18	(313,19)	C 2	.91	(324,21)	C 0
57	1.36	(357,13)	C 1	1.28	(313,19)	C 2
58	1.32	(313,19)	C 2	1.27	(186,16)	C 2
59	1.32	(313,18)	C 2	1.14	(84,14)	C 1
60	1.23	(313,18)	C 2	1.17	(84,14)	C 1

FIVE HIGHEST 1-HOUR END-TO-END AVERAGE CONCENTRATIONS IN PARTS PER MILLION
INCLUDING AMBIENT BACKGROUND CONCENTRATIONS.

Rcptr No.	Highest Conc	Highest Ending Day Hr	Highest Calm	Second Highest Conc	Second Highest Ending Day Hr	Second Highest Calm	Third Highest Conc	Third Highest Ending Day Hr	Third Highest Calm	Fourth Highest Conc	Fourth Highest Ending Day Hr	Fourth Highest Calm	Fifth Highest Conc	Fifth Highest Ending Day Hr	Fifth Highest Calm
1	2.50	(276,21)	C 0	2.40	(239, 7)	C 0	2.40	(356, 7)	C 0	2.40	(357, 9)	C 0	2.30	(339,17)	C 0

JOB: HSS FDR Air Quality No-Build/35' Jets

RUN: FDR DRIVE BET E 67TH-75TH STS/35' JETS

FIVE HIGHEST 1-HOUR END-TO-END AVERAGE CONCENTRATIONS IN PARTS PER MILLION
INCLUDING AMBIENT BACKGROUND CONCENTRATIONS.

Rcptr	Highest			Second Highest			Third Highest			Fourth Highest			Fifth Highest		
		Ending			Ending			Ending			Ending			Ending	
No.	Conc	Day Hr	Calm	Conc	Day Hr	Calm	Conc	Day Hr	Calm	Conc	Day Hr	Calm	Conc	Day Hr	Calm
2	2.40	(72, 8)	C 0	2.20	(276,20)	C 0	2.10	(357, 9)	C 0	2.10	(84, 7)	C 0	2.10	(309, 7)	C 0
3	2.40	(72, 8)	C 0	2.30	(284,20)	C 0	2.20	(276,20)	C 0	2.10	(84, 7)	C 0	2.10	(309, 7)	C 0
4	2.40	(72, 8)	C 0	2.30	(30,18)	C 0	2.20	(284,20)	C 0	2.20	(339,17)	C 0	2.00	(84, 7)	C 0
5	2.40	(72, 8)	C 0	2.20	(30,18)	C 0	2.10	(84, 7)	C 0	2.10	(309, 7)	C 0	2.10	(339,17)	C 0
6	2.30	(30,18)	C 0	2.30	(72, 8)	C 0	2.10	(84, 7)	C 0	2.10	(309, 7)	C 0	2.10	(339,17)	C 0
7	2.30	(72, 8)	C 0	2.30	(30,18)	C 0	2.20	(339,17)	C 0	2.10	(84, 7)	C 0	2.10	(309, 7)	C 0
8	2.30	(72, 8)	C 0	2.30	(30,18)	C 0	2.20	(339,17)	C 0	2.10	(84, 7)	C 0	2.10	(309, 7)	C 0
9	2.30	(72, 8)	C 0	2.20	(30,18)	C 0	2.20	(339,17)	C 0	2.00	(84, 7)	C 0	2.00	(309, 7)	C 0
10	2.30	(72, 8)	C 0	2.30	(339,17)	C 0	2.20	(30,18)	C 0	2.00	(84, 7)	C 0	2.00	(309, 7)	C 0
11	2.40	(30,18)	C 0	2.30	(339,17)	C 0	2.20	(72, 8)	C 0	2.10	(84, 7)	C 0	2.10	(309, 7)	C 0
12	2.20	(72, 8)	C 0	2.20	(30,18)	C 0	2.20	(339,17)	C 0	2.10	(84, 7)	C 0	2.10	(309, 7)	C 0
13	2.30	(72, 8)	C 0	2.20	(339,17)	C 0	2.20	(30,18)	C 0	2.10	(84, 7)	C 0	2.10	(309, 7)	C 0
14	2.40	(72, 8)	C 0	2.20	(339,17)	C 0	2.20	(30,18)	C 0	2.10	(84, 7)	C 0	2.10	(309, 7)	C 0
15	2.30	(72, 8)	C 0	2.30	(339,17)	C 0	2.30	(30,18)	C 0	2.00	(84, 7)	C 0	2.00	(309, 7)	C 0
16	2.40	(72, 8)	C 0	2.40	(339,17)	C 0	2.30	(30,18)	C 0	2.00	(84, 7)	C 0	2.00	(288, 7)	C 0
17	2.40	(72, 8)	C 0	2.40	(339,17)	C 0	2.40	(30,18)	C 0	2.10	(84, 7)	C 0	2.10	(309, 7)	C 0
18	2.40	(72, 8)	C 0	2.40	(339,17)	C 0	2.30	(30,18)	C 0	2.00	(84, 7)	C 0	2.00	(288, 7)	C 0
19	2.40	(72, 8)	C 0	2.30	(30,18)	C 0	2.20	(339,17)	C 0	2.10	(84, 7)	C 0	2.10	(309, 7)	C 0
20	2.30	(72, 8)	C 0	2.30	(30,18)	C 0	2.20	(339,17)	C 0	2.10	(84, 7)	C 0	2.10	(309, 7)	C 0
21	2.30	(72, 8)	C 0	2.20	(339,17)	C 0	2.20	(30,18)	C 0	2.10	(84, 7)	C 0	2.10	(309, 7)	C 0
22	2.50	(72, 8)	C 0	2.40	(339,17)	C 0	2.10	(30,18)	C 0	2.10	(288, 7)	C 0	2.00	(84, 7)	C 0
23	2.50	(72, 8)	C 0	2.30	(339,17)	C 0	2.20	(30,18)	C 0	2.10	(288, 7)	C 0	2.00	(84, 7)	C 0
24	2.60	(72, 8)	C 0	2.40	(339,17)	C 0	2.20	(30,18)	C 0	2.20	(84, 7)	C 0	2.20	(309, 7)	C 0
25	2.50	(72, 8)	C 0	2.40	(339,17)	C 0	2.20	(30,18)	C 0	2.10	(84, 7)	C 0	2.10	(308,16)	C 0
26	2.60	(72, 8)	C 0	2.40	(84, 7)	C 0	2.40	(309, 7)	C 0	2.30	(339,17)	C 0	2.20	(30,18)	C 0
27	2.60	(72, 8)	C 0	2.60	(339,17)	C 0	2.40	(84, 7)	C 0	2.40	(309, 7)	C 0	2.30	(30,18)	C 0
28	2.80	(72, 8)	C 0	2.60	(339,17)	C 0	2.50	(84, 7)	C 0	2.50	(309, 7)	C 0	2.30	(30,18)	C 0
29	2.90	(72, 8)	C 0	2.70	(84, 7)	C 0	2.70	(309, 7)	C 0	2.70	(339,17)	C 0	2.30	(30,18)	C 0
30	3.10	(72, 8)	C 0	2.90	(84, 7)	C 0	2.90	(309, 7)	C 0	2.80	(339,17)	C 0	2.60	(181,22)	C 0
31	3.30	(72, 8)	C 0	3.20	(84, 7)	C 0	3.20	(309, 7)	C 0	3.10	(135,21)	C 0	3.10	(313,14)	C 0
32	4.50*	(276,21)	C 0	4.20*	(246, 8)	C 0	4.10	(357, 8)	C 0	3.80	(48,19)	C 0	3.80	(251, 7)	C 0
33	3.70	(276,20)	C 0	3.60	(276,21)	C 0	3.60	(284,20)	C 0	3.50	(30,18)	C 0	3.50	(239, 7)	C 0
34	3.70	(30,18)	C 0	3.40	(284,20)	C 0	2.90	(288, 7)	C 0	2.90	(313,17)	C 0	2.80	(324,18)	C 0
35	3.20	(30,18)	C 0	2.70	(288, 7)	C 0	2.30	(284,20)	C 0	2.30	(67,22)	C 0	2.30	(118,22)	C 0
36	2.90	(30,18)	C 0	2.50	(288, 7)	C 0	2.20	(67,22)	C 0	2.10	(118,22)	C 0	2.00	(284,20)	C 0
37	2.50	(30,18)	C 0	2.30	(288, 7)	C 0	2.00	(67,22)	C 0	2.00	(72, 8)	C 0	2.00	(118,22)	C 0
38	2.30	(30,18)	C 0	2.20	(288, 7)	C 0	1.90	(72, 8)	C 0	1.80	(67,22)	C 0	1.80	(118,22)	C 0
39	2.30	(30,18)	C 0	2.00	(288, 7)	C 0	1.80	(72, 8)	C 0	1.80	(67,22)	C 0	1.80	(118,22)	C 0
40	2.10	(30,18)	C 0	1.90	(288, 7)	C 0	1.80	(67,22)	C 0	1.80	(118,22)	C 0	1.80	(72, 8)	C 0
41	2.10	(30,18)	C 0	2.00	(288, 7)	C 0	1.80	(118,22)	C 0	1.80	(72, 8)	C 0	1.70	(67,22)	C 0
42	2.10	(30,18)	C 0	1.90	(72, 8)	C 0	1.90	(288, 7)	C 0	1.70	(84, 7)	C 0	1.70	(309, 7)	C 0

JOB: HSS FDR Air Quality No-Build/35' Jets

RUN: FDR DRIVE BET E 67TH-75TH STS/35' JETS

FIVE HIGHEST 1-HOUR END-TO-END AVERAGE CONCENTRATIONS IN PARTS PER MILLION
INCLUDING AMBIENT BACKGROUND CONCENTRATIONS.

Rcptr	Highest			Second Highest			Third Highest			Fourth Highest			Fifth Highest		
No.	Conc	Ending Day Hr	Calm	Conc	Ending Day Hr	Calm	Conc	Ending Day Hr	Calm	Conc	Ending Day Hr	Calm	Conc	Ending Day Hr	Calm
43	2.00	(30,18)	C 0	1.80	(72, 8)	C 0	1.80	(288, 7)	C 0	1.70	(339,17)	C 0	1.60	(67,22)	C 0
44	2.00	(30,18)	C 0	1.80	(288, 7)	C 0	1.80	(72, 8)	C 0	1.60	(67,22)	C 0	1.60	(118,22)	C 0
45	2.00	(30,18)	C 0	1.80	(72, 8)	C 0	1.70	(67,22)	C 0	1.70	(288, 7)	C 0	1.70	(339,17)	C 0
46	2.00	(30,18)	C 0	1.80	(288, 7)	C 0	1.80	(72, 8)	C 0	1.70	(67,22)	C 0	1.70	(118,22)	C 0
47	2.10	(30,18)	C 0	1.90	(72, 8)	C 0	1.80	(288, 7)	C 0	1.70	(118,22)	C 0	1.70	(84, 7)	C 0
48	2.00	(30,18)	C 0	1.80	(72, 8)	C 0	1.70	(84, 7)	C 0	1.70	(288, 7)	C 0	1.70	(309, 7)	C 0
49	1.90	(30,18)	C 0	1.80	(72, 8)	C 0	1.70	(288, 7)	C 0	1.60	(84, 7)	C 0	1.60	(201,18)	C 0
50	2.00	(30,18)	C 0	1.90	(72, 8)	C 0	1.80	(288, 7)	C 0	1.70	(84, 7)	C 0	1.70	(309, 7)	C 0
51	2.00	(30,18)	C 0	1.80	(72, 8)	C 0	1.80	(288, 7)	C 0	1.70	(339,17)	C 0	1.60	(84, 7)	C 0
52	2.00	(30,18)	C 0	1.80	(72, 8)	C 0	1.70	(84, 7)	C 0	1.70	(288, 7)	C 0	1.70	(309, 7)	C 0
53	2.00	(30,18)	C 0	1.70	(72, 8)	C 0	1.60	(84, 7)	C 0	1.60	(201,18)	C 0	1.60	(288, 7)	C 0
54	2.00	(30,18)	C 0	1.70	(72, 8)	C 0	1.70	(84, 7)	C 0	1.70	(309, 7)	C 0	1.60	(201,18)	C 0
55	2.00	(30,18)	C 0	1.70	(288, 7)	C 0	1.60	(72, 8)	C 0	1.50	(67,22)	C 0	1.50	(118,22)	C 0
56	2.00	(30,18)	C 0	1.70	(288, 7)	C 0	1.50	(67,22)	C 0	1.50	(118,22)	C 0	1.50	(72, 8)	C 0
57	3.20	(276,21)	C 0	2.70	(246, 8)	C 0	2.40	(251, 7)	C 0	2.30	(184, 7)	C 0	2.20	(72, 8)	C 0
58	2.50	(357, 8)	C 0	2.40	(48,19)	C 0	2.30	(313,14)	C 0	2.20	(72, 8)	C 0	2.20	(339,17)	C 0
59	2.30	(313,14)	C 0	2.30	(72, 8)	C 0	2.20	(339,17)	C 0	2.20	(357, 8)	C 0	2.10	(84, 7)	C 0
60	2.30	(72, 8)	C 0	2.30	(84, 7)	C 0	2.30	(309, 7)	C 0	2.10	(339,17)	C 0	2.00	(313,14)	C 0

MAXIMUM 8-HOUR AVERAGED LINK CONTRIBUTIONS
IN PARTS PER MILLION (PPM)
INCLUDING AMBIENT BACKGROUND CONCENTRATIONS.

Rcptr No.	Total Conc	Ending Day Hr	Ambient Backgnd	Total Link	Link +1	Link +2	Link +3	Link +4	Link +5	Link +6	Link +7	Link +8	Link +9	Link +10
1	1.36	(357,13)	.00	1.36	.17	.37	.00	.00	.00	.00	.27	.11	.00	.00
			Links 10+		.00	.43	.00	.00	.00	.00	.00	.00	.00	.00
2	1.58	(313,19)	.00	1.58	.28	.53	.00	.00	.00	.00	.17	.27	.00	.02
			Links 10+		.00	.32	.00	.00	.00	.00	.00	.00	.00	.00
3	1.77	(313,19)	.00	1.77	.15	.77	.00	.00	.00	.00	.23	.22	.00	.02
			Links 10+		.00	.38	.00	.00	.00	.00	.00	.00	.00	.00
4	1.68	(313,19)	.00	1.68	.07	.83	.00	.00	.00	.00	.30	.15	.00	.02
			Links 10+		.00	.32	.00	.00	.00	.00	.00	.00	.00	.00
5	1.62	(313,19)	.00	1.62	.03	.88	.00	.00	.00	.00	.37	.10	.00	.02
			Links 10+		.00	.22	.00	.00	.00	.00	.00	.00	.00	.00
6	1.55	(313,19)	.00	1.55	.03	.88	.00	.00	.00	.00	.40	.07	.00	.02
			Links 10+		.00	.15	.00	.00	.00	.00	.00	.00	.00	.00
7	1.50	(313,19)	.00	1.50	.02	.88	.00	.00	.00	.00	.43	.05	.00	.02
			Links 10+		.00	.10	.00	.00	.00	.00	.00	.00	.00	.00

DATE : 7/21/ 8
TIME : 9:39:46

JOB: HSS FDR Air Quality No-Build/35' Jets

RUN: FDR DRIVE BET E 67TH-75TH STS/35' JETS

LINK CONTRIBUTION TABLES

MAXIMUM 8-HOUR AVERAGED LINK CONTRIBUTIONS
IN PARTS PER MILLION (PPM)
INCLUDING AMBIENT BACKGROUND CONCENTRATIONS.

Rcptr No.	Total Conc	Ending Day Hr	Ambient Backgnd	Total Link	Link +1	Link +2	Link +3	Link +4	Link +5	Link +6	Link +7	Link +8	Link +9	Link +10
8	1.47	(313,19)	.00	1.47	.00	.90	.00	.00	.00	.00	.45	.03	.00	.02
				Links 10+	.00	.07	.00	.00	.00	.00	.00	.00	.00	.00
9	1.45	(313,19)	.00	1.45	.00	.88	.00	.00	.00	.00	.47	.03	.00	.02
				Links 10+	.00	.05	.00	.00	.00	.00	.00	.00	.00	.00
10	1.45	(313,19)	.00	1.45	.00	.90	.00	.00	.00	.00	.48	.02	.00	.02
				Links 10+	.00	.03	.00	.00	.00	.00	.00	.00	.00	.00
11	1.45	(313,19)	.00	1.45	.00	.90	.00	.00	.00	.00	.48	.02	.00	.02
				Links 10+	.00	.03	.00	.00	.00	.00	.00	.00	.00	.00
12	1.43	(313,19)	.00	1.43	.00	.90	.00	.00	.00	.00	.50	.00	.00	.02
				Links 10+	.00	.02	.00	.00	.00	.00	.00	.00	.00	.00
13	1.43	(313,19)	.00	1.43	.00	.92	.00	.00	.00	.00	.50	.00	.00	.02
				Links 10+	.00	.00	.00	.00	.00	.00	.00	.00	.00	.00
14	1.43	(313,19)	.00	1.43	.00	.92	.00	.00	.00	.00	.50	.00	.00	.02
				Links 10+	.00	.00	.00	.00	.00	.00	.00	.00	.00	.00
15	1.42	(313,19)	.00	1.42	.00	.92	.00	.00	.00	.00	.48	.00	.00	.02
				Links 10+	.00	.00	.00	.00	.00	.00	.00	.00	.00	.00
16	1.40	(313,19)	.00	1.40	.00	.90	.00	.00	.00	.00	.48	.00	.00	.02
				Links 10+	.00	.00	.00	.00	.00	.00	.00	.00	.00	.00
17	1.42	(313,19)	.00	1.42	.00	.92	.00	.00	.00	.00	.48	.00	.00	.02
				Links 10+	.00	.00	.00	.00	.00	.00	.00	.00	.00	.00
18	1.42	(313,19)	.00	1.42	.00	.92	.00	.00	.00	.00	.48	.00	.00	.02
				Links 10+	.00	.00	.00	.00	.00	.00	.00	.00	.00	.00
19	1.43	(313,19)	.00	1.43	.00	.92	.00	.00	.00	.02	.48	.00	.00	.02
				Links 10+	.00	.00	.00	.00	.00	.00	.00	.00	.00	.00
20	1.43	(313,19)	.00	1.43	.00	.92	.00	.00	.00	.02	.48	.00	.00	.02
				Links 10+	.00	.00	.00	.00	.00	.00	.00	.00	.00	.00
21	1.42	(313,19)	.00	1.42	.00	.92	.00	.00	.00	.02	.48	.00	.00	.00
				Links 10+	.00	.00	.00	.00	.00	.00	.00	.00	.00	.00
22	1.42	(313,19)	.00	1.42	.00	.92	.00	.00	.00	.02	.48	.00	.00	.00
				Links 10+	.00	.00	.00	.00	.00	.00	.00	.00	.00	.00
23	1.45	(313,19)	.00	1.45	.00	.90	.02	.00	.00	.03	.48	.00	.00	.00
				Links 10+	.02	.00	.00	.00	.00	.00	.00	.00	.00	.00
24	1.45	(313,19)	.00	1.45	.00	.90	.03	.00	.00	.03	.47	.00	.00	.00
				Links 10+	.02	.00	.00	.00	.00	.00	.00	.00	.00	.00
25	1.47	(313,19)	.00	1.47	.00	.90	.03	.00	.00	.03	.47	.00	.00	.00
				Links 10+	.03	.00	.00	.00	.00	.00	.00	.00	.00	.00
26	1.47	(313,19)	.00	1.47	.00	.90	.03	.00	.00	.05	.45	.00	.00	.00
				Links 10+	.03	.00	.00	.00	.00	.00	.00	.00	.00	.00

JOB: HSS FDR Air Quality No-Build/35' Jets

RUN: FDR DRIVE BET E 67TH-75TH STS/35' JETS

LINK CONTRIBUTION TABLES

MAXIMUM 8-HOUR AVERAGED LINK CONTRIBUTIONS
IN PARTS PER MILLION (PPM)
INCLUDING AMBIENT BACKGROUND CONCENTRATIONS.

Rcptr No.	Total Conc	Ending Day Hr	Ambient Backgnd	Total Link	Link +1	Link +2	Link +3	Link +4	Link +5	Link +6	Link +7	Link +8	Link +9	Link +10
27	1.47	(313,19)	.00	1.47	.00	.90	.03	.00	.00	.05	.43	.00	.00	.00
				Links 10+	.05	.00	.00	.00	.00	.00	.00	.00	.00	.00
28	1.48	(313,19)	.00	1.48	.00	.87	.05	.00	.00	.07	.43	.00	.00	.00
				Links 10+	.07	.00	.00	.00	.00	.00	.00	.00	.00	.00
29	1.52	(313,19)	.00	1.52	.00	.85	.05	.00	.00	.07	.42	.00	.02	.00
				Links 10+	.12	.00	.00	.00	.00	.00	.00	.00	.00	.00
30	1.60	(313,19)	.00	1.60	.00	.82	.10	.00	.00	.10	.37	.00	.02	.00
				Links 10+	.20	.00	.00	.00	.00	.00	.00	.00	.00	.00
31	1.73	(313,19)	.00	1.73	.00	.73	.15	.00	.00	.12	.33	.00	.02	.00
				Links 10+	.38	.00	.00	.00	.00	.00	.00	.00	.00	.00
32	2.40	(357,13)	.00	2.40	.00	.11	.37	.00	.00	.21	.10	.00	.01	.00
				Links 10+	1.59	.00	.00	.00	.00	.00	.00	.00	.00	.00
33	2.54	(313,21)	.00	2.54	.00	.30	.46	.00	.00	.13	.31	.00	.01	.00
				Links 10+	1.33	.00	.00	.00	.00	.00	.00	.00	.00	.00
34	2.18	(313,19)	.00	2.18	.00	.17	.62	.00	.00	.20	.22	.00	.02	.00
				Links 10+	.97	.00	.00	.00	.00	.00	.00	.00	.00	.00
35	1.62	(313,19)	.00	1.62	.00	.08	.65	.00	.00	.27	.17	.00	.02	.00
				Links 10+	.43	.00	.00	.00	.00	.00	.00	.00	.00	.00
36	1.42	(313,19)	.00	1.42	.00	.07	.68	.00	.00	.30	.13	.00	.02	.00
				Links 10+	.22	.00	.00	.00	.00	.00	.00	.00	.00	.00
37	1.27	(313,19)	.00	1.27	.00	.03	.70	.00	.00	.33	.08	.00	.02	.00
				Links 10+	.10	.00	.00	.00	.00	.00	.00	.00	.00	.00
38	1.22	(313,19)	.00	1.22	.00	.02	.70	.00	.00	.35	.07	.00	.02	.00
				Links 10+	.07	.00	.00	.00	.00	.00	.00	.00	.00	.00
39	1.18	(313,19)	.00	1.18	.00	.02	.70	.00	.00	.35	.03	.00	.05	.00
				Links 10+	.03	.00	.00	.00	.00	.00	.00	.00	.00	.00
40	1.22	(313,19)	.00	1.22	.00	.02	.72	.00	.00	.38	.03	.00	.05	.00
				Links 10+	.02	.00	.00	.00	.00	.00	.00	.00	.00	.00
41	1.23	(313,19)	.00	1.23	.00	.00	.72	.00	.02	.38	.03	.00	.07	.00
				Links 10+	.02	.00	.00	.00	.00	.00	.00	.00	.00	.00
42	1.18	(313,19)	.00	1.18	.00	.00	.72	.00	.02	.37	.02	.00	.07	.00
				Links 10+	.00	.00	.00	.00	.00	.00	.00	.00	.00	.00
43	1.20	(313,19)	.00	1.20	.00	.00	.70	.00	.02	.38	.02	.00	.08	.00
				Links 10+	.00	.00	.00	.00	.00	.00	.00	.00	.00	.00
44	1.20	(313,19)	.00	1.20	.00	.00	.70	.00	.02	.38	.02	.00	.08	.00
				Links 10+	.00	.00	.00	.00	.00	.00	.00	.00	.00	.00
45	1.22	(313,19)	.00	1.22	.00	.00	.73	.00	.02	.38	.00	.00	.08	.00
				Links 10+	.00	.00	.00	.00	.00	.00	.00	.00	.00	.00

DATE : 7/21/ 8
TIME : 9:39:46

JOB: HSS FDR Air Quality No-Build/35' Jets

RUN: FDR DRIVE BET E 67TH-75TH STS/35' JETS

LINK CONTRIBUTION TABLES

MAXIMUM 8-HOUR AVERAGED LINK CONTRIBUTIONS
IN PARTS PER MILLION (PPM)
INCLUDING AMBIENT BACKGROUND CONCENTRATIONS.

Rcptr No.	Total Conc	Ending Day Hr	Ambient Backgnd	Total Link	Link +1	Link +2	Link +3	Link +4	Link +5	Link +6	Link +7	Link +8	Link +9	Link +10
46	1.23	(313,19)	.00	1.23	.00	.00	.72	.02	.03	.38	.00	.00	.08	.00
				Links 10+	.00	.00	.00	.00	.00	.00	.00	.00	.00	.00
47	1.22	(313,19)	.00	1.22	.00	.00	.72	.02	.03	.37	.00	.00	.08	.00
				Links 10+	.00	.00	.00	.00	.00	.00	.00	.00	.00	.00
48	1.22	(313,19)	.00	1.22	.00	.00	.70	.03	.03	.37	.00	.00	.08	.00
				Links 10+	.00	.00	.00	.00	.00	.00	.00	.00	.00	.00
49	1.22	(313,19)	.00	1.22	.00	.00	.70	.03	.05	.37	.00	.00	.07	.00
				Links 10+	.00	.00	.00	.00	.00	.00	.00	.00	.00	.00
50	1.23	(313,19)	.00	1.23	.00	.00	.72	.03	.05	.37	.00	.00	.07	.00
				Links 10+	.00	.00	.00	.00	.00	.00	.00	.00	.00	.00
51	1.20	(313,19)	.00	1.20	.00	.00	.70	.03	.05	.35	.00	.00	.07	.00
				Links 10+	.00	.00	.00	.00	.00	.00	.00	.00	.00	.00
52	1.22	(313,19)	.00	1.22	.00	.00	.68	.05	.07	.35	.00	.00	.07	.00
				Links 10+	.00	.00	.00	.00	.00	.00	.00	.00	.00	.00
53	1.20	(313,19)	.00	1.20	.00	.00	.68	.05	.08	.32	.00	.00	.07	.00
				Links 10+	.00	.00	.00	.00	.00	.00	.00	.00	.00	.00
54	1.22	(313,19)	.00	1.22	.00	.00	.65	.08	.12	.30	.00	.00	.07	.00
				Links 10+	.00	.00	.00	.00	.00	.00	.00	.00	.00	.00
55	1.22	(313,19)	.00	1.22	.00	.00	.60	.13	.13	.28	.00	.00	.07	.00
				Links 10+	.00	.00	.00	.00	.00	.00	.00	.00	.00	.00
56	1.18	(313,19)	.00	1.18	.00	.00	.50	.20	.15	.27	.00	.00	.07	.00
				Links 10+	.00	.00	.00	.00	.00	.00	.00	.00	.00	.00
57	1.36	(357,13)	.00	1.36	.39	.09	.00	.00	.00	.00	.14	.19	.00	.00
				Links 10+	.00	.56	.00	.00	.00	.00	.00	.00	.00	.00
58	1.32	(313,19)	.00	1.32	.63	.10	.00	.00	.00	.00	.12	.32	.00	.02
				Links 10+	.00	.13	.00	.00	.00	.00	.00	.00	.00	.00
59	1.32	(313,18)	.00	1.32	.58	.12	.00	.00	.00	.00	.13	.30	.00	.00
				Links 10+	.00	.18	.00	.00	.00	.00	.00	.00	.00	.00
60	1.23	(313,18)	.00	1.23	.60	.08	.00	.00	.00	.00	.10	.30	.00	.00
				Links 10+	.00	.15	.00	.00	.00	.00	.00	.00	.00	.00

JOB: HSS FDR Air Quality No-Build/35' Jets

RUN: FDR DRIVE BET E 67TH-75TH STS/35' JETS

LINK CONTRIBUTION TABLES

SECOND HIGHEST 8-HOUR AVERAGED LINK CONTRIBUTIONS
IN PARTS PER MILLION (PPM)
INCLUDING AMBIENT BACKGROUND CONCENTRATIONS.

Rcptr No.	Total Conc	Ending Day Hr	Ambient Backgnd	Total Link	Link +1	Link +2	Link +3	Link +4	Link +5	Link +6	Link +7	Link +8	Link +9	Link +10
1	1.33	(313,19)	.00	1.33	.48	.28	.00	.00	.00	.00	.17	.27	.00	.02
				Links 10+	.00	.12	.00	.00	.00	.00	.00	.00	.00	.00
2	1.30	(324,20)	.00	1.30	.23	.39	.00	.00	.00	.00	.13	.23	.00	.00
				Links 10+	.00	.34	.00	.00	.00	.00	.00	.00	.00	.00
3	1.28	(324,20)	.00	1.28	.14	.54	.00	.00	.00	.00	.18	.16	.00	.00
				Links 10+	.00	.26	.00	.00	.00	.00	.00	.00	.00	.00
4	1.25	(324,21)	.00	1.25	.11	.61	.00	.00	.00	.00	.20	.14	.00	.00
				Links 10+	.00	.19	.00	.00	.00	.00	.00	.00	.00	.00
5	1.23	(324,21)	.00	1.22	.08	.64	.00	.00	.00	.00	.26	.10	.00	.00
				Links 10+	.00	.15	.00	.00	.00	.00	.00	.00	.00	.00
6	1.19	(324,21)	.00	1.19	.06	.66	.00	.00	.00	.00	.26	.08	.00	.00
				Links 10+	.00	.13	.00	.00	.00	.00	.00	.00	.00	.00
7	1.19	(324,21)	.00	1.19	.05	.67	.00	.00	.00	.00	.29	.08	.00	.00
				Links 10+	.00	.10	.00	.00	.00	.00	.00	.00	.00	.00
8	1.18	(324,22)	.00	1.18	.04	.71	.00	.00	.00	.00	.30	.05	.00	.00
				Links 10+	.00	.08	.00	.00	.00	.00	.00	.00	.00	.00
9	1.17	(253,13)	.00	1.17	.02	.68	.00	.00	.00	.00	.37	.05	.00	.00
				Links 10+	.00	.05	.00	.00	.00	.00	.00	.00	.00	.00
10	1.18	(253,13)	.00	1.18	.02	.70	.00	.00	.00	.00	.37	.05	.00	.00
				Links 10+	.00	.05	.00	.00	.00	.00	.00	.00	.00	.00
11	1.17	(324,22)	.00	1.17	.03	.74	.00	.00	.00	.00	.34	.04	.00	.00
				Links 10+	.00	.04	.00	.00	.00	.00	.00	.00	.00	.00
12	1.16	(324,22)	.00	1.16	.01	.74	.00	.00	.00	.00	.34	.04	.00	.00
				Links 10+	.00	.04	.00	.00	.00	.00	.00	.00	.00	.00
13	1.20	(324,22)	.00	1.20	.01	.75	.00	.00	.00	.00	.36	.04	.00	.00
				Links 10+	.00	.04	.00	.00	.00	.00	.00	.00	.00	.00
14	1.20	(324,22)	.00	1.20	.01	.75	.00	.00	.00	.00	.36	.04	.00	.00
				Links 10+	.00	.04	.00	.00	.00	.00	.00	.00	.00	.00
15	1.18	(324,22)	.00	1.17	.00	.75	.00	.00	.00	.00	.36	.03	.00	.00
				Links 10+	.00	.04	.00	.00	.00	.00	.00	.00	.00	.00
16	1.14	(324,22)	.00	1.14	.00	.75	.00	.00	.00	.00	.36	.01	.00	.00
				Links 10+	.00	.01	.00	.00	.00	.00	.00	.00	.00	.00
17	1.14	(324,22)	.00	1.14	.00	.75	.00	.00	.00	.00	.36	.01	.00	.00
				Links 10+	.00	.01	.00	.00	.00	.00	.00	.00	.00	.00
18	1.13	(324,22)	.00	1.13	.00	.76	.00	.00	.00	.00	.36	.00	.00	.00
				Links 10+	.00	.00	.00	.00	.00	.00	.00	.00	.00	.00
19	1.14	(324,22)	.00	1.14	.00	.76	.00	.00	.00	.00	.38	.00	.00	.00
				Links 10+	.00	.00	.00	.00	.00	.00	.00	.00	.00	.00

DATE : 7/21/ 8
TIME : 9:39:46

JOB: HSS FDR Air Quality No-Build/35' Jets

RUN: FDR DRIVE BET E 67TH-75TH STS/35' JETS

LINK CONTRIBUTION TABLES

SECOND HIGHEST 8-HOUR AVERAGED LINK CONTRIBUTIONS
IN PARTS PER MILLION (PPM)
INCLUDING AMBIENT BACKGROUND CONCENTRATIONS.

Rcptr No.	Total Conc	Ending Day Hr	Ambient Backgnd	Total Link	Link +1	Link +2	Link +3	Link +4	Link +5	Link +6	Link +7	Link +8	Link +9	Link +10
20	1.14	(324,22)	.00	1.14	.00	.76	.00	.00	.00	.00	.38	.00	.00	.00
				Links 10+	.00	.00	.00	.00	.00	.00	.00	.00	.00	.00
21	1.13	(324,22)	.00	1.13	.00	.75	.00	.00	.00	.00	.38	.00	.00	.00
				Links 10+	.00	.00	.00	.00	.00	.00	.00	.00	.00	.00
22	1.15	(324,22)	.00	1.15	.00	.77	.00	.00	.00	.00	.38	.00	.00	.00
				Links 10+	.00	.00	.00	.00	.00	.00	.00	.00	.00	.00
23	1.14	(324,22)	.00	1.14	.00	.76	.00	.00	.00	.00	.38	.00	.00	.00
				Links 10+	.00	.00	.00	.00	.00	.00	.00	.00	.00	.00
24	1.15	(324,22)	.00	1.15	.00	.77	.00	.00	.00	.00	.38	.00	.00	.00
				Links 10+	.00	.00	.00	.00	.00	.00	.00	.00	.00	.00
25	1.15	(324,22)	.00	1.15	.00	.77	.00	.00	.00	.00	.38	.00	.00	.00
				Links 10+	.00	.00	.00	.00	.00	.00	.00	.00	.00	.00
26	1.19	(84,14)	.00	1.19	.00	.59	.09	.00	.01	.13	.24	.00	.01	.00
				Links 10+	.11	.00	.00	.00	.00	.00	.00	.00	.00	.00
27	1.20	(84,14)	.00	1.20	.00	.57	.11	.00	.01	.13	.23	.00	.01	.00
				Links 10+	.13	.00	.00	.00	.00	.00	.00	.00	.00	.00
28	1.20	(84,14)	.00	1.20	.00	.54	.13	.00	.01	.14	.20	.00	.01	.00
				Links 10+	.16	.00	.00	.00	.00	.00	.00	.00	.00	.00
29	1.23	(253,14)	.00	1.23	.00	.70	.02	.00	.00	.07	.35	.00	.00	.00
				Links 10+	.10	.00	.00	.00	.00	.00	.00	.00	.00	.00
30	1.41	(84,14)	.00	1.41	.00	.39	.24	.00	.01	.20	.11	.00	.01	.00
				Links 10+	.44	.00	.00	.00	.00	.00	.00	.00	.00	.00
31	1.70	(338,23)	.00	1.70	.00	.14	.41	.01	.01	.24	.00	.00	.01	.00
				Links 10+	.88	.00	.00	.00	.00	.00	.00	.00	.00	.00
32	2.20	(186,16)	.00	2.20	.00	.02	.43	.00	.00	.27	.02	.00	.00	.00
				Links 10+	1.47	.00	.00	.00	.00	.00	.00	.00	.00	.00
33	2.38	(324,20)	.00	2.38	.00	.25	.36	.00	.00	.10	.25	.00	.00	.00
				Links 10+	1.41	.00	.00	.00	.00	.00	.00	.00	.00	.00
34	1.70	(324,21)	.00	1.70	.00	.21	.44	.00	.00	.14	.21	.00	.01	.00
				Links 10+	.69	.00	.00	.00	.00	.00	.00	.00	.00	.00
35	1.35	(2, 2)	.00	1.35	.00	.32	.28	.00	.00	.02	.25	.00	.00	.00
				Links 10+	.48	.00	.00	.00	.00	.00	.00	.00	.00	.00
36	1.20	(2, 2)	.00	1.20	.00	.27	.35	.00	.00	.03	.20	.00	.00	.00
				Links 10+	.35	.00	.00	.00	.00	.00	.00	.00	.00	.00
37	1.17	(2, 2)	.00	1.17	.00	.23	.40	.00	.00	.08	.20	.00	.00	.00
				Links 10+	.25	.00	.00	.00	.00	.00	.00	.00	.00	.00
38	1.05	(2, 2)	.00	1.05	.00	.18	.42	.00	.00	.08	.18	.00	.00	.00
				Links 10+	.18	.00	.00	.00	.00	.00	.00	.00	.00	.00

JOB: HSS FDR Air Quality No-Build/35' Jets

RUN: FDR DRIVE BET E 67TH-75TH STS/35' JETS

LINK CONTRIBUTION TABLES

SECOND HIGHEST 8-HOUR AVERAGED LINK CONTRIBUTIONS
IN PARTS PER MILLION (PPM)
INCLUDING AMBIENT BACKGROUND CONCENTRATIONS.

Rcptr No.	Total Conc	Ending Day Hr	Ambient Backgnd	Total Link	Link +1	Link +2	Link +3	Link +4	Link +5	Link +6	Link +7	Link +8	Link +9	Link +10
39	1.01	(324,21)	.00	1.01	.00	.06	.54	.00	.00	.25	.08	.00	.01	.00
			Links	10+	.08	.00	.00	.00	.00	.00	.00	.00	.00	.00
40	1.02	(253,13)	.00	1.02	.00	.05	.57	.00	.00	.28	.07	.00	.00	.00
			Links	10+	.05	.00	.00	.00	.00	.00	.00	.00	.00	.00
41	1.00	(253,13)	.00	1.00	.00	.05	.57	.00	.00	.28	.05	.00	.00	.00
			Links	10+	.05	.00	.00	.00	.00	.00	.00	.00	.00	.00
42	.97	(324,21)	.00	.98	.00	.04	.56	.00	.00	.28	.05	.00	.01	.00
			Links	10+	.04	.00	.00	.00	.00	.00	.00	.00	.00	.00
43	.98	(324,21)	.00	.98	.00	.04	.56	.00	.00	.28	.05	.00	.01	.00
			Links	10+	.04	.00	.00	.00	.00	.00	.00	.00	.00	.00
44	.97	(324,21)	.00	.98	.00	.04	.56	.00	.00	.29	.04	.00	.03	.00
			Links	10+	.03	.00	.00	.00	.00	.00	.00	.00	.00	.00
45	.95	(324,21)	.00	.95	.00	.03	.56	.00	.00	.29	.04	.00	.03	.00
			Links	10+	.01	.00	.00	.00	.00	.00	.00	.00	.00	.00
46	.95	(324,21)	.00	.95	.00	.03	.56	.00	.00	.29	.04	.00	.03	.00
			Links	10+	.01	.00	.00	.00	.00	.00	.00	.00	.00	.00
47	.95	(324,21)	.00	.95	.00	.03	.56	.00	.00	.30	.04	.00	.03	.00
			Links	10+	.00	.00	.00	.00	.00	.00	.00	.00	.00	.00
48	.95	(324,21)	.00	.95	.00	.03	.56	.00	.00	.30	.04	.00	.03	.00
			Links	10+	.00	.00	.00	.00	.00	.00	.00	.00	.00	.00
49	.92	(324,21)	.00	.92	.00	.01	.56	.00	.00	.30	.03	.00	.03	.00
			Links	10+	.00	.00	.00	.00	.00	.00	.00	.00	.00	.00
50	.95	(324,21)	.00	.95	.00	.01	.59	.00	.00	.30	.03	.00	.03	.00
			Links	10+	.00	.00	.00	.00	.00	.00	.00	.00	.00	.00
51	.95	(324,21)	.00	.95	.00	.01	.59	.00	.00	.30	.03	.00	.03	.00
			Links	10+	.00	.00	.00	.00	.00	.00	.00	.00	.00	.00
52	.94	(324,21)	.00	.94	.00	.01	.58	.00	.00	.30	.03	.00	.03	.00
			Links	10+	.00	.00	.00	.00	.00	.00	.00	.00	.00	.00
53	.93	(253,14)	.00	.93	.00	.00	.53	.02	.08	.28	.02	.00	.00	.00
			Links	10+	.00	.00	.00	.00	.00	.00	.00	.00	.00	.00
54	.97	(253,14)	.00	.97	.00	.00	.52	.08	.08	.27	.02	.00	.00	.00
			Links	10+	.00	.00	.00	.00	.00	.00	.00	.00	.00	.00
55	.93	(324,21)	.00	.93	.00	.00	.59	.00	.00	.30	.01	.00	.03	.00
			Links	10+	.00	.00	.00	.00	.00	.00	.00	.00	.00	.00
56	.91	(324,21)	.00	.91	.00	.00	.51	.05	.04	.28	.01	.00	.03	.00
			Links	10+	.00	.00	.00	.00	.00	.00	.00	.00	.00	.00
57	1.28	(313,19)	.00	1.28	.57	.17	.00	.00	.00	.00	.15	.30	.00	.02
			Links	10+	.00	.08	.00	.00	.00	.00	.00	.00	.00	.00

DATE : 7/21/ 8
TIME : 9:39:46

JOB: HSS FDR Air Quality No-Build/35' Jets

RUN: FDR DRIVE BET E 67TH-75TH STS/35' JETS

LINK CONTRIBUTION TABLES

SECOND HIGHEST 8-HOUR AVERAGED LINK CONTRIBUTIONS
IN PARTS PER MILLION (PPM)
INCLUDING AMBIENT BACKGROUND CONCENTRATIONS.

Rcptr No.	Total Conc	Ending Day Hr	Ambient Backgnd	Total Link	Link +1	Link +2	Link +3	Link +4	Link +5	Link +6	Link +7	Link +8	Link +9	Link +10
58	1.27	(186,16)	.00	1.27	.38	.08	.00	.00	.00	.00	.13	.20	.00	.00
				Links 10+	.00	.47	.00	.00	.00	.00	.00	.00	.00	.00
59	1.14	(84,14)	.00	1.14	.39	.19	.00	.00	.00	.00	.21	.13	.00	.01
				Links 10+	.00	.21	.00	.00	.00	.00	.00	.00	.00	.00
60	1.17	(84,14)	.00	1.17	.43	.16	.00	.00	.00	.00	.17	.20	.00	.01
				Links 10+	.00	.20	.00	.00	.00	.00	.00	.00	.00	.00

MAXIMUM 1-HOUR AVERAGED LINK CONTRIBUTIONS
IN PARTS PER MILLION (PPM)
INCLUDING AMBIENT BACKGROUND CONCENTRATIONS.

Rcptr No.	Total Conc	Ending Day Hr	Ambient Backgnd	Total Link	Link +1	Link +2	Link +3	Link +4	Link +5	Link +6	Link +7	Link +8	Link +9	Link +10
1	2.50	(276,21)	.00	2.50	.40	.60	.00	.00	.00	.00	.40	.20	.00	.00
				Links 10+	.00	.90	.00	.00	.00	.00	.00	.00	.00	.00
2	2.40	(72, 8)	.00	2.40	.00	1.50	.10	.00	.00	.10	.70	.00	.00	.00
				Links 10+	.00	.00	.00	.00	.00	.00	.00	.00	.00	.00
3	2.40	(72, 8)	.00	2.40	.00	1.50	.10	.00	.00	.10	.70	.00	.00	.00
				Links 10+	.00	.00	.00	.00	.00	.00	.00	.00	.00	.00
4	2.40	(72, 8)	.00	2.40	.00	1.50	.10	.00	.00	.10	.70	.00	.00	.00
				Links 10+	.00	.00	.00	.00	.00	.00	.00	.00	.00	.00
5	2.40	(72, 8)	.00	2.40	.00	1.50	.10	.00	.00	.10	.70	.00	.00	.00
				Links 10+	.00	.00	.00	.00	.00	.00	.00	.00	.00	.00
6	2.30	(30,18)	.00	2.30	.30	1.10	.00	.00	.00	.00	.20	.30	.00	.00
				Links 10+	.00	.40	.00	.00	.00	.00	.00	.00	.00	.00
7	2.30	(72, 8)	.00	2.30	.00	1.50	.10	.00	.00	.10	.60	.00	.00	.00
				Links 10+	.00	.00	.00	.00	.00	.00	.00	.00	.00	.00
8	2.30	(72, 8)	.00	2.30	.00	1.50	.10	.00	.00	.10	.60	.00	.00	.00
				Links 10+	.00	.00	.00	.00	.00	.00	.00	.00	.00	.00
9	2.30	(72, 8)	.00	2.30	.00	1.50	.10	.00	.00	.10	.60	.00	.00	.00
				Links 10+	.00	.00	.00	.00	.00	.00	.00	.00	.00	.00
10	2.30	(72, 8)	.00	2.30	.00	1.50	.10	.00	.00	.10	.60	.00	.00	.00
				Links 10+	.00	.00	.00	.00	.00	.00	.00	.00	.00	.00
11	2.40	(30,18)	.00	2.40	.10	1.40	.00	.00	.00	.00	.50	.20	.00	.00
				Links 10+	.00	.20	.00	.00	.00	.00	.00	.00	.00	.00
12	2.20	(72, 8)	.00	2.20	.00	1.40	.10	.00	.00	.10	.60	.00	.00	.00
				Links 10+	.00	.00	.00	.00	.00	.00	.00	.00	.00	.00

JOB: HSS FDR Air Quality No-Build/35' Jets

RUN: FDR DRIVE BET E 67TH-75TH STS/35' JETS

LINK CONTRIBUTION TABLES

MAXIMUM 1-HOUR AVERAGED LINK CONTRIBUTIONS
IN PARTS PER MILLION (PPM)
INCLUDING AMBIENT BACKGROUND CONCENTRATIONS.

Rcptr No.	Total Conc	Ending Day Hr	Ambient Backgnd	Total Link	Link +1	Link +2	Link +3	Link +4	Link +5	Link +6	Link +7	Link +8	Link +9	Link +10
13	2.30	(72, 8)	.00	2.30	.00	1.40	.10	.00	.00	.10	.60	.00	.00	.00
				Links 10+	.10	.00	.00	.00	.00	.00	.00	.00	.00	.00
14	2.40	(72, 8)	.00	2.40	.00	1.40	.10	.00	.10	.10	.60	.00	.00	.00
				Links 10+	.10	.00	.00	.00	.00	.00	.00	.00	.00	.00
15	2.30	(72, 8)	.00	2.30	.00	1.40	.10	.00	.10	.10	.50	.00	.00	.00
				Links 10+	.10	.00	.00	.00	.00	.00	.00	.00	.00	.00
16	2.40	(72, 8)	.00	2.40	.00	1.40	.10	.00	.10	.20	.50	.00	.00	.00
				Links 10+	.10	.00	.00	.00	.00	.00	.00	.00	.00	.00
17	2.40	(72, 8)	.00	2.40	.00	1.40	.10	.00	.10	.20	.50	.00	.00	.00
				Links 10+	.10	.00	.00	.00	.00	.00	.00	.00	.00	.00
18	2.40	(72, 8)	.00	2.40	.00	1.40	.10	.00	.10	.20	.50	.00	.00	.00
				Links 10+	.10	.00	.00	.00	.00	.00	.00	.00	.00	.00
19	2.40	(72, 8)	.00	2.40	.00	1.30	.20	.00	.10	.20	.50	.00	.00	.00
				Links 10+	.10	.00	.00	.00	.00	.00	.00	.00	.00	.00
20	2.30	(72, 8)	.00	2.30	.00	1.30	.20	.00	.10	.20	.40	.00	.00	.00
				Links 10+	.10	.00	.00	.00	.00	.00	.00	.00	.00	.00
21	2.30	(72, 8)	.00	2.30	.00	1.30	.20	.00	.10	.20	.40	.00	.00	.00
				Links 10+	.10	.00	.00	.00	.00	.00	.00	.00	.00	.00
22	2.50	(72, 8)	.00	2.50	.00	1.30	.20	.00	.10	.30	.40	.00	.00	.00
				Links 10+	.20	.00	.00	.00	.00	.00	.00	.00	.00	.00
23	2.50	(72, 8)	.00	2.50	.00	1.20	.20	.10	.10	.30	.30	.00	.10	.00
				Links 10+	.20	.00	.00	.00	.00	.00	.00	.00	.00	.00
24	2.60	(72, 8)	.00	2.60	.00	1.20	.30	.10	.10	.30	.30	.00	.10	.00
				Links 10+	.20	.00	.00	.00	.00	.00	.00	.00	.00	.00
25	2.50	(72, 8)	.00	2.50	.00	1.10	.30	.10	.10	.30	.20	.00	.10	.00
				Links 10+	.30	.00	.00	.00	.00	.00	.00	.00	.00	.00
26	2.60	(72, 8)	.00	2.60	.00	1.00	.40	.10	.10	.40	.20	.00	.10	.00
				Links 10+	.30	.00	.00	.00	.00	.00	.00	.00	.00	.00
27	2.60	(72, 8)	.00	2.60	.00	1.00	.40	.10	.10	.40	.10	.00	.10	.00
				Links 10+	.40	.00	.00	.00	.00	.00	.00	.00	.00	.00
28	2.80	(72, 8)	.00	2.80	.00	.80	.50	.10	.10	.50	.10	.00	.10	.00
				Links 10+	.60	.00	.00	.00	.00	.00	.00	.00	.00	.00
29	2.90	(72, 8)	.00	2.90	.00	.70	.60	.10	.10	.50	.00	.00	.10	.00
				Links 10+	.80	.00	.00	.00	.00	.00	.00	.00	.00	.00
30	3.10	(72, 8)	.00	3.10	.00	.40	.80	.10	.10	.50	.00	.00	.10	.00
				Links 10+	1.10	.00	.00	.00	.00	.00	.00	.00	.00	.00
31	3.30	(72, 8)	.00	3.30	.00	.10	1.00	.10	.10	.50	.00	.00	.10	.00
				Links 10+	1.40	.00	.00	.00	.00	.00	.00	.00	.00	.00

JOB: HSS FDR Air Quality No-Build/35' Jets

RUN: FDR DRIVE BET E 67TH-75TH STS/35' JETS

LINK CONTRIBUTION TABLES

MAXIMUM 1-HOUR AVERAGED LINK CONTRIBUTIONS
IN PARTS PER MILLION (PPM)
INCLUDING AMBIENT BACKGROUND CONCENTRATIONS.

Rcptr No.	Total Conc	Ending Day Hr	Ambient Backgnd	Total Link	Link +1	Link +2	Link +3	Link +4	Link +5	Link +6	Link +7	Link +8	Link +9	Link +10
32	4.50	(276,21)	.00	4.50	.00	.10	.70	.00	.00	.40	.10	.00	.00	.00
				Links 10+	3.20	.00	.00	.00	.00	.00	.00	.00	.00	.00
33	3.70	(276,20)	.00	3.70	.00	.30	.50	.00	.00	.10	.40	.00	.00	.00
				Links 10+	2.40	.00	.00	.00	.00	.00	.00	.00	.00	.00
34	3.70	(30,18)	.00	3.70	.00	.80	.60	.00	.00	.00	.70	.00	.00	.10
				Links 10+	1.50	.00	.00	.00	.00	.00	.00	.00	.00	.00
35	3.20	(30,18)	.00	3.20	.00	.60	.70	.00	.00	.10	.60	.00	.00	.10
				Links 10+	1.10	.00	.00	.00	.00	.00	.00	.00	.00	.00
36	2.90	(30,18)	.00	2.90	.00	.50	.80	.00	.00	.10	.60	.00	.00	.10
				Links 10+	.80	.00	.00	.00	.00	.00	.00	.00	.00	.00
37	2.50	(30,18)	.00	2.50	.00	.40	.90	.00	.00	.20	.50	.00	.00	.00
				Links 10+	.50	.00	.00	.00	.00	.00	.00	.00	.00	.00
38	2.30	(30,18)	.00	2.30	.00	.30	1.00	.00	.00	.20	.40	.00	.00	.00
				Links 10+	.40	.00	.00	.00	.00	.00	.00	.00	.00	.00
39	2.30	(30,18)	.00	2.30	.00	.30	1.00	.00	.00	.30	.40	.00	.00	.00
				Links 10+	.30	.00	.00	.00	.00	.00	.00	.00	.00	.00
40	2.10	(30,18)	.00	2.10	.00	.20	1.10	.00	.00	.30	.30	.00	.00	.00
				Links 10+	.20	.00	.00	.00	.00	.00	.00	.00	.00	.00
41	2.10	(30,18)	.00	2.10	.00	.20	1.10	.00	.00	.30	.30	.00	.00	.00
				Links 10+	.20	.00	.00	.00	.00	.00	.00	.00	.00	.00
42	2.10	(30,18)	.00	2.10	.00	.20	1.10	.00	.00	.40	.30	.00	.00	.00
				Links 10+	.10	.00	.00	.00	.00	.00	.00	.00	.00	.00
43	2.00	(30,18)	.00	2.00	.00	.20	1.10	.00	.00	.40	.20	.00	.00	.00
				Links 10+	.10	.00	.00	.00	.00	.00	.00	.00	.00	.00
44	2.00	(30,18)	.00	2.00	.00	.10	1.10	.00	.00	.40	.20	.00	.10	.00
				Links 10+	.10	.00	.00	.00	.00	.00	.00	.00	.00	.00
45	2.00	(30,18)	.00	2.00	.00	.10	1.10	.00	.00	.40	.20	.00	.10	.00
				Links 10+	.10	.00	.00	.00	.00	.00	.00	.00	.00	.00
46	2.00	(30,18)	.00	2.00	.00	.10	1.10	.00	.00	.40	.20	.00	.10	.00
				Links 10+	.10	.00	.00	.00	.00	.00	.00	.00	.00	.00
47	2.10	(30,18)	.00	2.10	.00	.10	1.10	.00	.00	.50	.20	.00	.10	.00
				Links 10+	.10	.00	.00	.00	.00	.00	.00	.00	.00	.00
48	2.00	(30,18)	.00	2.00	.00	.10	1.10	.00	.00	.50	.10	.00	.10	.00
				Links 10+	.10	.00	.00	.00	.00	.00	.00	.00	.00	.00
49	1.90	(30,18)	.00	1.90	.00	.10	1.10	.00	.00	.50	.10	.00	.10	.00
				Links 10+	.00	.00	.00	.00	.00	.00	.00	.00	.00	.00
50	2.00	(30,18)	.00	2.00	.00	.10	1.20	.00	.00	.50	.10	.00	.10	.00
				Links 10+	.00	.00	.00	.00	.00	.00	.00	.00	.00	.00

JOB: HSS FDR Air Quality No-Build/35' Jets

RUN: FDR DRIVE BET E 67TH-75TH STS/35' JETS

LINK CONTRIBUTION TABLES

MAXIMUM 1-HOUR AVERAGED LINK CONTRIBUTIONS
IN PARTS PER MILLION (PPM)
INCLUDING AMBIENT BACKGROUND CONCENTRATIONS.

Rcptr No.	Total Conc	Ending Day Hr	Ambient Backgnd	Total Link	Link +1	Link +2	Link +3	Link +4	Link +5	Link +6	Link +7	Link +8	Link +9	Link +10
51	2.00	(30,18)	.00	2.00	.00	.10	1.20	.00	.00	.50	.10	.00	.10	.00
				Links 10+	.00	.00	.00	.00	.00	.00	.00	.00	.00	.00
52	2.00	(30,18)	.00	2.00	.00	.10	1.20	.00	.00	.50	.10	.00	.10	.00
				Links 10+	.00	.00	.00	.00	.00	.00	.00	.00	.00	.00
53	2.00	(30,18)	.00	2.00	.00	.10	1.20	.00	.00	.50	.10	.00	.10	.00
				Links 10+	.00	.00	.00	.00	.00	.00	.00	.00	.00	.00
54	2.00	(30,18)	.00	2.00	.00	.10	1.20	.00	.00	.50	.10	.00	.10	.00
				Links 10+	.00	.00	.00	.00	.00	.00	.00	.00	.00	.00
55	2.00	(30,18)	.00	2.00	.00	.10	1.20	.00	.00	.50	.10	.00	.10	.00
				Links 10+	.00	.00	.00	.00	.00	.00	.00	.00	.00	.00
56	2.00	(30,18)	.00	2.00	.00	.10	1.20	.00	.00	.50	.10	.00	.10	.00
				Links 10+	.00	.00	.00	.00	.00	.00	.00	.00	.00	.00
57	3.20	(276,21)	.00	3.20	.90	.00	.00	.00	.00	.00	.10	.50	.00	.00
				Links 10+	.00	1.70	.00	.00	.00	.00	.00	.00	.00	.00
58	2.50	(357, 8)	.00	2.50	.70	.00	.00	.00	.00	.00	.20	.40	.00	.00
				Links 10+	.00	1.20	.00	.00	.00	.00	.00	.00	.00	.00
59	2.30	(313,14)	.00	2.30	.70	.30	.00	.00	.00	.00	.40	.30	.00	.00
				Links 10+	.00	.60	.00	.00	.00	.00	.00	.00	.00	.00
60	2.30	(72, 8)	.00	2.30	.70	.60	.00	.00	.00	.10	.60	.10	.00	.00
				Links 10+	.00	.20	.00	.00	.00	.00	.00	.00	.00	.00

SECOND HIGHEST 1-HOUR AVERAGED LINK CONTRIBUTIONS
IN PARTS PER MILLION (PPM)
INCLUDING AMBIENT BACKGROUND CONCENTRATIONS.

Rcptr No.	Total Conc	Ending Day Hr	Ambient Backgnd	Total Link	Link +1	Link +2	Link +3	Link +4	Link +5	Link +6	Link +7	Link +8	Link +9	Link +10
1	2.40	(239, 7)	.00	2.40	.40	.30	.00	.00	.00	.00	.20	.30	.00	.00
				Links 10+	.00	1.20	.00	.00	.00	.00	.00	.00	.00	.00
2	2.20	(276,20)	.00	2.20	.30	.50	.00	.00	.00	.00	.10	.40	.00	.00
				Links 10+	.00	.90	.00	.00	.00	.00	.00	.00	.00	.00
3	2.30	(284,20)	.00	2.30	.30	.80	.00	.00	.00	.00	.10	.40	.00	.00
				Links 10+	.00	.70	.00	.00	.00	.00	.00	.00	.00	.00
4	2.30	(30,18)	.00	2.30	.50	.90	.00	.00	.00	.00	.10	.40	.00	.00
				Links 10+	.00	.40	.00	.00	.00	.00	.00	.00	.00	.00
5	2.20	(30,18)	.00	2.20	.30	1.00	.00	.00	.00	.00	.10	.40	.00	.00
				Links 10+	.00	.40	.00	.00	.00	.00	.00	.00	.00	.00

JOB: HSS FDR Air Quality No-Build/35' Jets

RUN: FDR DRIVE BET E 67TH-75TH STS/35' JETS

LINK CONTRIBUTION TABLES

SECOND HIGHEST 1-HOUR AVERAGED LINK CONTRIBUTIONS
IN PARTS PER MILLION (PPM)
INCLUDING AMBIENT BACKGROUND CONCENTRATIONS.

Rcptr No.	Total Conc	Ending Day Hr	Ambient Backgnd	Total Link	Link +1	Link +2	Link +3	Link +4	Link +5	Link +6	Link +7	Link +8	Link +9	Link +10
6	2.30	(72, 8)	.00	2.30	.00	1.50	.10	.00	.00	.10	.60	.00	.00	.00
				Links 10+	.00	.00	.00	.00	.00	.00	.00	.00	.00	.00
7	2.30	(30,18)	.00	2.30	.20	1.20	.00	.00	.00	.00	.30	.30	.00	.00
				Links 10+	.00	.30	.00	.00	.00	.00	.00	.00	.00	.00
8	2.30	(30,18)	.00	2.30	.20	1.30	.00	.00	.00	.00	.30	.20	.00	.00
				Links 10+	.00	.30	.00	.00	.00	.00	.00	.00	.00	.00
9	2.20	(30,18)	.00	2.20	.10	1.30	.00	.00	.00	.00	.40	.20	.00	.00
				Links 10+	.00	.20	.00	.00	.00	.00	.00	.00	.00	.00
10	2.30	(339,17)	.00	2.30	.00	1.40	.10	.00	.10	.10	.50	.00	.00	.00
				Links 10+	.10	.00	.00	.00	.00	.00	.00	.00	.00	.00
11	2.30	(339,17)	.00	2.30	.00	1.40	.10	.00	.10	.10	.50	.00	.00	.00
				Links 10+	.10	.00	.00	.00	.00	.00	.00	.00	.00	.00
12	2.20	(30,18)	.00	2.20	.10	1.40	.00	.00	.00	.00	.50	.10	.00	.00
				Links 10+	.00	.10	.00	.00	.00	.00	.00	.00	.00	.00
13	2.20	(339,17)	.00	2.20	.00	1.40	.10	.00	.10	.10	.40	.00	.00	.00
				Links 10+	.10	.00	.00	.00	.00	.00	.00	.00	.00	.00
14	2.20	(339,17)	.00	2.20	.00	1.30	.10	.10	.10	.10	.40	.00	.00	.00
				Links 10+	.10	.00	.00	.00	.00	.00	.00	.00	.00	.00
15	2.30	(339,17)	.00	2.30	.00	1.30	.10	.10	.10	.20	.40	.00	.00	.00
				Links 10+	.10	.00	.00	.00	.00	.00	.00	.00	.00	.00
16	2.40	(339,17)	.00	2.40	.00	1.30	.20	.10	.10	.20	.40	.00	.00	.00
				Links 10+	.10	.00	.00	.00	.00	.00	.00	.00	.00	.00
17	2.40	(339,17)	.00	2.40	.00	1.30	.20	.10	.10	.20	.40	.00	.00	.00
				Links 10+	.10	.00	.00	.00	.00	.00	.00	.00	.00	.00
18	2.40	(339,17)	.00	2.40	.00	1.30	.20	.10	.10	.20	.40	.00	.00	.00
				Links 10+	.10	.00	.00	.00	.00	.00	.00	.00	.00	.00
19	2.30	(30,18)	.00	2.30	.00	1.50	.00	.00	.00	.00	.60	.10	.00	.00
				Links 10+	.00	.10	.00	.00	.00	.00	.00	.00	.00	.00
20	2.30	(30,18)	.00	2.30	.00	1.50	.00	.00	.00	.00	.60	.10	.00	.00
				Links 10+	.00	.10	.00	.00	.00	.00	.00	.00	.00	.00
21	2.20	(339,17)	.00	2.20	.00	1.20	.20	.10	.10	.20	.30	.00	.00	.00
				Links 10+	.10	.00	.00	.00	.00	.00	.00	.00	.00	.00
22	2.40	(339,17)	.00	2.40	.00	1.20	.30	.10	.10	.20	.30	.00	.00	.00
				Links 10+	.20	.00	.00	.00	.00	.00	.00	.00	.00	.00
23	2.30	(339,17)	.00	2.30	.00	1.10	.30	.10	.10	.30	.20	.00	.00	.00
				Links 10+	.20	.00	.00	.00	.00	.00	.00	.00	.00	.00
24	2.40	(339,17)	.00	2.40	.00	1.10	.30	.10	.10	.30	.20	.00	.10	.00
				Links 10+	.20	.00	.00	.00	.00	.00	.00	.00	.00	.00

JOB: HSS FDR Air Quality No-Build/35' Jets

RUN: FDR DRIVE BET E 67TH-75TH STS/35' JETS

LINK CONTRIBUTION TABLES

SECOND HIGHEST 1-HOUR AVERAGED LINK CONTRIBUTIONS
IN PARTS PER MILLION (PPM)
INCLUDING AMBIENT BACKGROUND CONCENTRATIONS.

Rcptr No.	Total Conc	Ending Day Hr	Ambient Backgnd	Total Link	Link +1	Link +2	Link +3	Link +4	Link +5	Link +6	Link +7	Link +8	Link +9	Link +10
25	2.40	(339,17)	.00	2.40	.00	1.00	.40	.10	.10	.30	.10	.00	.10	.00
				Links 10+	.30	.00	.00	.00	.00	.00	.00	.00	.00	.00
26	2.40	(84, 7)	.00	2.40	.00	1.00	.30	.00	.10	.40	.20	.00	.10	.00
				Links 10+	.30	.00	.00	.00	.00	.00	.00	.00	.00	.00
27	2.60	(339,17)	.00	2.60	.00	.90	.50	.10	.10	.40	.10	.00	.10	.00
				Links 10+	.40	.00	.00	.00	.00	.00	.00	.00	.00	.00
28	2.60	(339,17)	.00	2.60	.00	.70	.60	.10	.10	.40	.00	.00	.10	.00
				Links 10+	.60	.00	.00	.00	.00	.00	.00	.00	.00	.00
29	2.70	(84, 7)	.00	2.70	.00	.70	.50	.00	.10	.50	.00	.00	.10	.00
				Links 10+	.80	.00	.00	.00	.00	.00	.00	.00	.00	.00
30	2.90	(84, 7)	.00	2.90	.00	.40	.70	.00	.10	.50	.00	.00	.10	.00
				Links 10+	1.10	.00	.00	.00	.00	.00	.00	.00	.00	.00
31	3.20	(84, 7)	.00	3.20	.00	.20	.90	.00	.10	.50	.00	.00	.10	.00
				Links 10+	1.40	.00	.00	.00	.00	.00	.00	.00	.00	.00
32	4.20	(246, 8)	.00	4.20	.00	.10	.60	.00	.00	.40	.10	.00	.10	.00
				Links 10+	2.90	.00	.00	.00	.00	.00	.00	.00	.00	.00
33	3.60	(276,21)	.00	3.60	.00	.00	.80	.00	.00	.50	.00	.00	.10	.00
				Links 10+	2.20	.00	.00	.00	.00	.00	.00	.00	.00	.00
34	3.40	(284,20)	.00	3.40	.00	.30	.70	.00	.00	.10	.50	.00	.00	.10
				Links 10+	1.70	.00	.00	.00	.00	.00	.00	.00	.00	.00
35	2.70	(288, 7)	.00	2.70	.00	.70	.50	.00	.00	.00	.60	.00	.00	.00
				Links 10+	.90	.00	.00	.00	.00	.00	.00	.00	.00	.00
36	2.50	(288, 7)	.00	2.50	.00	.50	.60	.00	.00	.10	.60	.00	.00	.00
				Links 10+	.70	.00	.00	.00	.00	.00	.00	.00	.00	.00
37	2.30	(288, 7)	.00	2.30	.00	.50	.70	.00	.00	.10	.50	.00	.00	.00
				Links 10+	.50	.00	.00	.00	.00	.00	.00	.00	.00	.00
38	2.20	(288, 7)	.00	2.20	.00	.40	.70	.00	.00	.20	.50	.00	.00	.00
				Links 10+	.40	.00	.00	.00	.00	.00	.00	.00	.00	.00
39	2.00	(288, 7)	.00	2.00	.00	.30	.80	.00	.00	.20	.40	.00	.00	.00
				Links 10+	.30	.00	.00	.00	.00	.00	.00	.00	.00	.00
40	1.90	(288, 7)	.00	1.90	.00	.30	.80	.00	.00	.20	.40	.00	.00	.00
				Links 10+	.20	.00	.00	.00	.00	.00	.00	.00	.00	.00
41	2.00	(288, 7)	.00	2.00	.00	.30	.80	.00	.00	.30	.40	.00	.00	.00
				Links 10+	.20	.00	.00	.00	.00	.00	.00	.00	.00	.00
42	1.90	(72, 8)	.00	1.90	.00	.00	1.10	.20	.20	.40	.00	.00	.00	.00
				Links 10+	.00	.00	.00	.00	.00	.00	.00	.00	.00	.00
43	1.80	(72, 8)	.00	1.80	.00	.00	1.00	.20	.20	.40	.00	.00	.00	.00
				Links 10+	.00	.00	.00	.00	.00	.00	.00	.00	.00	.00

DATE : 7/21/ 8
TIME : 9:39:46

JOB: HSS FDR Air Quality No-Build/35' Jets

RUN: FDR DRIVE BET E 67TH-75TH STS/35' JETS

LINK CONTRIBUTION TABLES

SECOND HIGHEST 1-HOUR AVERAGED LINK CONTRIBUTIONS
IN PARTS PER MILLION (PPM)
INCLUDING AMBIENT BACKGROUND CONCENTRATIONS.

Rcptr No.	Total Conc	Ending Day Hr	Ambient Backgnd	Total Link	Link +1	Link +2	Link +3	Link +4	Link +5	Link +6	Link +7	Link +8	Link +9	Link +10
44	1.80	(288, 7)	.00	1.80	.00	.20	.90	.00	.00	.30	.30	.00	.00	.00
			Links	10+	.10	.00	.00	.00	.00	.00	.00	.00	.00	.00
45	1.80	(72, 8)	.00	1.80	.00	.00	1.00	.20	.30	.30	.00	.00	.00	.00
			Links	10+	.00	.00	.00	.00	.00	.00	.00	.00	.00	.00
46	1.80	(288, 7)	.00	1.80	.00	.20	.90	.00	.00	.40	.20	.00	.00	.00
			Links	10+	.10	.00	.00	.00	.00	.00	.00	.00	.00	.00
47	1.90	(72, 8)	.00	1.90	.00	.00	1.00	.30	.30	.30	.00	.00	.00	.00
			Links	10+	.00	.00	.00	.00	.00	.00	.00	.00	.00	.00
48	1.80	(72, 8)	.00	1.80	.00	.00	.90	.30	.40	.20	.00	.00	.00	.00
			Links	10+	.00	.00	.00	.00	.00	.00	.00	.00	.00	.00
49	1.80	(72, 8)	.00	1.80	.00	.00	.90	.30	.40	.20	.00	.00	.00	.00
			Links	10+	.00	.00	.00	.00	.00	.00	.00	.00	.00	.00
50	1.90	(72, 8)	.00	1.90	.00	.00	.90	.40	.40	.20	.00	.00	.00	.00
			Links	10+	.00	.00	.00	.00	.00	.00	.00	.00	.00	.00
51	1.80	(72, 8)	.00	1.80	.00	.00	.80	.40	.50	.10	.00	.00	.00	.00
			Links	10+	.00	.00	.00	.00	.00	.00	.00	.00	.00	.00
52	1.80	(72, 8)	.00	1.80	.00	.00	.70	.50	.50	.10	.00	.00	.00	.00
			Links	10+	.00	.00	.00	.00	.00	.00	.00	.00	.00	.00
53	1.70	(72, 8)	.00	1.70	.00	.00	.60	.60	.50	.00	.00	.00	.00	.00
			Links	10+	.00	.00	.00	.00	.00	.00	.00	.00	.00	.00
54	1.70	(72, 8)	.00	1.70	.00	.00	.40	.80	.50	.00	.00	.00	.00	.00
			Links	10+	.00	.00	.00	.00	.00	.00	.00	.00	.00	.00
55	1.70	(288, 7)	.00	1.70	.00	.10	1.00	.00	.00	.50	.10	.00	.00	.00
			Links	10+	.00	.00	.00	.00	.00	.00	.00	.00	.00	.00
56	1.70	(288, 7)	.00	1.70	.00	.10	1.00	.00	.00	.50	.10	.00	.00	.00
			Links	10+	.00	.00	.00	.00	.00	.00	.00	.00	.00	.00
57	2.70	(246, 8)	.00	2.70	.70	.00	.00	.00	.00	.00	.10	.40	.00	.00
			Links	10+	.00	1.50	.00	.00	.00	.00	.00	.00	.00	.00
58	2.40	(48,19)	.00	2.40	.70	.10	.00	.00	.00	.00	.30	.30	.00	.00
			Links	10+	.00	1.00	.00	.00	.00	.00	.00	.00	.00	.00
59	2.30	(72, 8)	.00	2.30	.60	.80	.00	.00	.00	.10	.70	.00	.00	.00
			Links	10+	.00	.10	.00	.00	.00	.00	.00	.00	.00	.00
60	2.30	(84, 7)	.00	2.30	.70	.50	.00	.00	.00	.00	.60	.10	.00	.10
			Links	10+	.00	.30	.00	.00	.00	.00	.00	.00	.00	.00

JOB: HSS FDR Air Quality No-Build/35' Jets

RUN: FDR DRIVE BET E 67TH-75TH STS/35' JETS

CALM DURATION FREQUENCY

Hours of Consecutive Calm Winds	Frequency of Occurrence	(Julian day/hour ending) of Significant Occurrences
1	150	(1,24)(2, 2)(2, 6)(9,22)(23, 3)(23, 7)(24,15)(30, 1)(36, 1)(36, 3) (41, 2)(41, 6)(42,12)(48,23)(53, 1)(53, 5)(54, 2)(55,21)(58, 4)(61, 5) (62, 1)(69,11)(75, 1)(83, 9)(83,11)(83,14)(83,21)(84, 4)(84,11)(84,15) (85, 4)(92, 6)(94,10)(98,10)(106, 4)(106,23)(107,15)(107,19)(111, 5)(118,12) (119,24)(120, 4)(121, 2)(124, 1)(126,23)(127, 5)(127,14)(128, 5)(129, 1)(129, 3) (129,10)(131,22)(132, 2)(139,20)(140, 1)(143,24)(144, 5)(146, 4)(154, 4)(156, 1) (156, 7)(156, 9)(168, 6)(170, 1)(178, 6)(178, 9)(181, 1)(181,23)(183, 7)(183,12) (184, 8)(185,19)(186, 1)(186,12)(186,15)(195, 9)(199, 4)(203, 9)(205,17)(206, 2) (211, 2)(211, 4)(211, 6)(211, 9)(215, 7)(217,15)(218,20)(219, 3)(219, 5)(223,22) (235, 1)(235, 8)(237, 2)(237,14)(239, 8)(240, 5)(246, 3)(246, 9)(246,15)(246,24) (247, 5)(248, 5)(248, 8)(248,15)(250,24)(251, 2)(251,11)(253, 9)(253,13)(253,18) (253,20)(262, 6)(263,22)(267, 5)(274, 2)(275, 3)(275, 5)(276,22)(276,24)(277, 2) (277, 5)(278, 6)(280, 4)(286, 2)(286, 6)(287, 5)(288, 5)(288, 8)(289,23)(294,13) (297,14)(298,24)(299, 2)(300, 4)(300, 6)(300,22)(301,20)(308,12)(309, 1)(309, 8) (309,12)(313,12)(313,15)(314, 7)(319, 6)(339,13)(339,16)(344, 3)(346, 9)(357, 6) (
2	38	(3,15)(19,24)(30, 4)(30, 7)(30,12)(39,13)(39,16)(46,24)(67, 7)(87, 4) (92, 1)(103, 2)(105, 5)(127, 3)(129, 8)(132,24)(142,22)(144, 3)(152, 4)(168, 1) (184, 4)(184,12)(191, 4)(201, 8)(201,24)(203, 7)(217,21)(219, 8)(239, 1)(245, 4) (275, 9)(299, 5)(300, 2)(301, 1)(301,24)(314, 5)(346,13)(359, 6)
3	9	(15,13)(68, 6)(84, 2)(86, 3)(122, 5)(128, 9)(153,24)(176, 3)(343, 5)
4	2	(171,21)(228,21)
5	3	(107, 9)(137, 7)(247,12)
7	1	(160, 6)
17	1	(145, 1)

Program terminated normally

JOB: HSS FDR Air Quality No-Build/35' Jets

RUN: FDR DRIVE BET E 67TH-75TH STS/35' JETS

General Information

Run start date: 1/ 1/ 1 Julian: 1
end date: 12/31/ 1 Julian: 365

A Tier 2 approach was used for input data preparation.

The MODE flag has been set to C for calculating CO averages.

Ambient background concentrations are included in the averages below.

Site & Meteorological Constants

VS = .0 CM/S VD = .0 CM/S Z0 = 175. CM ATIM = 60.

Met. Sfc. Sta. Id & Yr = 72503 2001
Upper Air Sta. Id & Yr = 94703 2001

CAUTION: The input years for the Run and Meteorological data differ. The respective values are: 1 and 2001.

Urban mixing heights were processed.

In 2001, Julian day 1 is a Monday.

The patterns from the input file have been assigned as follows:

Pattern # 1 is assigned to Monday.
Pattern # 1 is assigned to Tuesday.
Pattern # 1 is assigned to Wednesday.
Pattern # 1 is assigned to Thursday.
Pattern # 1 is assigned to Friday.
Pattern # 1 is assigned to Saturday.
Pattern # 1 is assigned to Sunday.

Link Data Constants - (Variable data in *.LNK file)

LINK DESCRIPTION	LINK COORDINATES (FT) X1	Y1	X2	Y2	LENGTH (FT)	BRG (DEG)	TYPE	H (FT)	W (FT)	NLANES
1. FDR N/B 67th-68th St*	-132.0	-225.0	15.0	-10.0	260.	34.	AG	.0	36.0	
2. FDR N/B 68th-71st St*	15.0	-10.0	438.0	608.0	749.	34.	AG	.0	36.0	
3. FDR N/B 71st-73rd St*	438.0	608.0	773.0	1098.0	594.	34.	AG	.0	36.0	
4. FDR N/B 73rd-75th St*	773.0	1098.0	1056.0	1625.0	598.	28.	AG	.0	36.0	
5. FDR S/B 75th-73rd St*	743.0	1118.0	1026.0	1645.0	598.	28.	AG	.0	36.0	
6. FDR S/B 73rd-71st St*	408.0	628.0	743.0	1118.0	594.	34.	AG	.0	36.0	

DATE : 7/17/ 8
TIME : 11:11:14

JOB: HSS FDR Air Quality No-Build/35' Jets

RUN: FDR DRIVE BET E 67TH-75TH STS/35' JETS

Link Data Constants - (Variable data in *.LNK file)

LINK DESCRIPTION	LINK COORDINATES (FT) X1	Y1	X2	Y2	LENGTH (FT)	BRG (DEG)	TYPE	H (FT)	W (FT)	NLANES
7. FDR S/B 71st-68th St	-15.0	10.0	408.0	628.0	749.	34.	AG	.0	36.0	
8. FDR S/B 68th-67th St	-162.0	-205.0	-15.0	10.0	260.	34.	AG	.0	36.0	
9. FDR Service Rd 73-71	385.0	644.0	720.0	1134.0	594.	34.	AG	.0	32.0	
10. FDR Service Rd 68-71	-38.0	26.0	385.0	644.0	749.	34.	AG	.0	32.0	
11. FDR N/B 35' Jet 71St	438.0	608.0	458.0	637.0	35.	35.	AG	.0	32.0	
12. FDR S/B 35' Jet 68St	-15.0	10.0	-35.0	-19.0	35.	215.	AG	.0	32.0	

Receptor Data

RECEPTOR	COORDINATES (FT) X	Y	Z
1. RECEPTOR 1	34.0	-23.0	6.0
2. RECEPTOR 2	48.0	-4.0	6.0
3. RECEPTOR 3	62.0	17.0	6.0
4. RECEPTOR 4	75.0	37.0	6.0
5. RECEPTOR 5	89.0	57.0	6.0
6. RECEPTOR 6	103.0	77.0	6.0
7. RECEPTOR 7	117.0	97.0	6.0
8. RECEPTOR 8	130.0	117.0	6.0
9. RECEPTOR 9	144.0	137.0	6.0
10. RECEPTOR 10	158.0	158.0	6.0
11. RECEPTOR 11	172.0	178.0	6.0
12. RECEPTOR 12	186.0	198.0	6.0
13. RECEPTOR 13	199.0	218.0	6.0
14. RECEPTOR 14	213.0	238.0	6.0
15. RECEPTOR 15	227.0	258.0	6.0
16. RECEPTOR 16	241.0	278.0	6.0
17. RECEPTOR 17	255.0	299.0	6.0
18. RECEPTOR 18	268.0	319.0	6.0
19. RECEPTOR 19	282.0	339.0	6.0
20. RECEPTOR 20	296.0	359.0	6.0
21. RECEPTOR 21	310.0	379.0	6.0
22. RECEPTOR 22	323.0	399.0	6.0
23. RECEPTOR 23	337.0	419.0	6.0
24. RECEPTOR 24	351.0	440.0	6.0
25. RECEPTOR 25	365.0	460.0	6.0
26. RECEPTOR 26	379.0	480.0	6.0
27. RECEPTOR 27	392.0	500.0	6.0
28. RECEPTOR 28	406.0	520.0	6.0

JOB: HSS FDR Air Quality No-Build/35' Jets

RUN: FDR DRIVE BET E 67TH-75TH STS/35' JETS

Receptor Data

RECEPTOR	COORDINATES (FT) X	Y	Z
29. RECEPTOR 29	420.0	540.0	6.0
30. RECEPTOR 30	434.0	561.0	6.0
31. RECEPTOR 31	447.0	581.0	6.0
32. RECEPTOR 32	461.0	601.0	6.0
33. RECEPTOR 33	475.0	621.0	6.0
34. RECEPTOR 34	489.0	641.0	6.0
35. RECEPTOR 35	503.0	661.0	6.0
36. RECEPTOR 36	516.0	681.0	6.0
37. RECEPTOR 37	530.0	702.0	6.0
38. RECEPTOR 38	544.0	722.0	6.0
39. RECEPTOR 39	558.0	742.0	6.0
40. RECEPTOR 40	571.0	762.0	6.0
41. RECEPTOR 41	585.0	782.0	6.0
42. RECEPTOR 42	599.0	802.0	6.0
43. RECEPTOR 43	613.0	822.0	6.0
44. RECEPTOR 44	627.0	843.0	6.0
45. RECEPTOR 45	640.0	863.0	6.0
46. RECEPTOR 46	654.0	883.0	6.0
47. RECEPTOR 47	668.0	903.0	6.0
48. RECEPTOR 48	682.0	923.0	6.0
49. RECEPTOR 49	696.0	943.0	6.0
50. RECEPTOR 50	709.0	964.0	6.0
51. RECEPTOR 51	723.0	984.0	6.0
52. RECEPTOR 52	737.0	1004.0	6.0
53. RECEPTOR 53	751.0	1024.0	6.0
54. RECEPTOR 54	764.0	1044.0	6.0
55. RECEPTOR 55	778.0	1064.0	6.0
56. RECEPTOR 56	792.0	1084.0	6.0
57. RECEPTOR 57	20.0	-44.0	6.0
58. RECEPTOR 58	6.0	-64.0	6.0
59. RECEPTOR 59	-7.0	-84.0	6.0
60. RECEPTOR 60	-21.0	-104.0	6.0

DATE : 7/17/ 8
TIME : 11:11:14

JOB: HSS FDR Air Quality No-Build/35' Jets

RUN: FDR DRIVE BET E 67TH-75TH STS/35' JETS

Model Results

Remarks : In search of the wind direction corresponding to the maximum concentration, only the first direction, of the directions with the same maximum concentrations, is indicated as the maximum.

* MAXIMUM HOURLY CONCENTRATIONS WITH ANY AMBIENT BACKGROUND CONCENTRATIONS (BKG) ADDED

* (PPM)

	REC1	REC2	REC3	REC4	REC5	REC6	REC7	REC8	REC9	REC10
MAX+BKG	2.6	2.5	2.5	2.2	2.2	2.2	2.2	2.2	2.2	2.1
- BKG	.0	.0	.0	.0	.0	.0	.0	.0	.0	.0
MAX	2.6	2.5	2.5	2.2	2.2	2.2	2.2	2.2	2.2	2.1
WIND DIR	287	262	262	24	24	24	24	24	24	24
JULIAN	357	23	23	44	44	44	44	44	44	44
HOUR	8	17	17	19	19	19	19	19	19	19

	REC11	REC12	REC13	REC14	REC15	REC16	REC17	REC18	REC19	REC20
MAX+BKG	2.1	2.0	2.2	2.2	2.2	2.3	2.2	2.2	2.3	2.2
- BKG	.0	.0	.0	.0	.0	.0	.0	.0	.0	.0
MAX	2.1	2.0	2.2	2.2	2.2	2.3	2.2	2.2	2.3	2.2
WIND DIR	24	24	30	24	30	30	24	24	24	24
JULIAN	44	44	347	44	347	347	44	44	44	44
HOUR	19	19	8	19	8	8	19	19	19	19

	REC21	REC22	REC23	REC24	REC25	REC26	REC27	REC28	REC29	REC30
MAX+BKG	2.2	2.4	2.4	2.4	2.4	2.5	2.5	2.7	2.6	3.0
- BKG	.0	.0	.0	.0	.0	.0	.0	.0	.0	.0
MAX	2.2	2.4	2.4	2.4	2.4	2.5	2.5	2.7	2.6	3.0
WIND DIR	24	24	24	24	24	24	24	24	24	24
JULIAN	44	44	44	44	44	44	44	44	44	44
HOUR	19	19	19	19	19	19	19	19	19	19

	REC31	REC32	REC33	REC34	REC35	REC36	REC37	REC38	REC39	REC40
MAX+BKG	3.1	4.3	4.2	3.3	2.8	2.6	2.4	2.2	2.0	2.0
- BKG	.0	.0	.0	.0	.0	.0	.0	.0	.0	.0
MAX	3.1	4.3	4.2	3.3	2.8	2.6	2.4	2.2	2.0	2.0
WIND DIR	24	330	278	239	226	226	226	226	226	226
JULIAN	44	338	228	261	319	319	319	319	319	319
HOUR	19	11	8	20	9	9	9	9	9	9

JOB: HSS FDR Air Quality No-Build/35' Jets

RUN: FDR DRIVE BET E 67TH-75TH STS/35' JETS

* MAXIMUM HOURLY CONCENTRATIONS WITH ANY AMBIENT BACKGROUND CONCENTRATIONS (BKG) ADDED
* (PPM)

*	REC41	REC42	REC43	REC44	REC45	REC46	REC47	REC48	REC49	REC50
MAX+BKG *	2.0	1.9	1.8	1.8	1.8	1.9	2.0	1.9	1.9	1.9
- BKG *	.0	.0	.0	.0	.0	.0	.0	.0	.0	.0
MAX *	2.0	1.9	1.8	1.8	1.8	1.9	2.0	1.9	1.9	1.9
WIND DIR*	226	226	226	226	226	226	226	226	226	226
JULIAN *	319	319	319	319	319	319	319	319	319	319
HOUR *	9	9	9	9	9	9	9	9	9	9

*	REC51	REC52	REC53	REC54	REC55	REC56	REC57	REC58	REC59	REC60
MAX+BKG *	1.8	1.7	1.7	1.8	1.8	1.8	2.6	2.5	2.1	2.2
- BKG *	.0	.0	.0	.0	.0	.0	.0	.0	.0	.0
MAX *	1.8	1.7	1.7	1.8	1.8	1.8	2.6	2.5	2.1	2.2
WIND DIR*	226	226	226	226	226	226	320	334	24	24
JULIAN *	319	319	319	319	319	319	341	33	44	44
HOUR *	9	9	9	9	9	9	8	18	19	19

THE HIGHEST CONCENTRATION OF 4.30 PPM OCCURRED AT RECEPTOR REC32.

DATE : 7/17/ 8
TIME : 11:25:55

JOB: HSS FDR Air Quality No-Build/35' Jets

RUN: FDR DRIVE BET E 67TH-75TH STS/35' JETS

==========
Output Section
==========

NOTES PERTAINING TO THE REPORT

1. THE HIGHEST AVERAGE IN EACH OF THE FIRST TWO COLUMNS OF EACH TABLE BELOW ARE SUFFIXED BY AN ASTERISK (*). FOR PM OUTPUT, THERE IS ONLY ONE COLUMN AND ASTERISK FOR THE ANNUAL AVERAGE/PERIOD OF CONCERN TABLE.

2. THE NUMBERS IN PARENTHESES ARE THE JULIAN DAY AND ENDING HOUR FOR THE PRECEDING AVERAGE.

3. THE NUMBER OF CALM HOURS USED IN PRODUCING EACH AVERAGE ARE PREFIXED BY A C.

PRIMARY AVERAGES.

MAXIMUM 8-HOUR RUNNING NONOVERLAPPING AVERAGE CONCENTRATIONS
IN PARTS PER MILLION (PPM),
INCLUDING AMBIENT BACKGROUND CONCENTRATIONS.

Receptor Number	Highest Conc	Ending Day Hr	Calm	Second highest Conc	Ending Day Hr	Calm
1	1.76	(338,13)	C 1	1.55	(23,20)	C 2
2	1.82	(23,20)	C 2	1.60	(338,13)	C 1
3	1.90	(23,20)	C 2	1.37	(274,23)	C 0
4	1.77	(23,20)	C 2	1.33	(338,13)	C 1
5	1.65	(23,20)	C 2	1.26	(274,24)	C 0
6	1.58	(23,20)	C 2	1.24	(338,13)	C 1
7	1.48	(23,20)	C 2	1.24	(338,13)	C 1
8	1.53	(23,20)	C 2	1.23	(338,13)	C 1
9	1.52	(23,20)	C 2	1.23	(338,13)	C 1
10	1.52	(23,20)	C 2	1.23	(338,13)	C 1
11	1.48	(23,20)	C 2	1.23	(338,13)	C 1
12	1.45	(23,20)	C 2	1.23	(338,13)	C 1
13	1.47	(23,20)	C 2	1.24	(338,13)	C 1
14	1.45	(23,20)	C 2	1.23	(338,13)	C 1
15	1.45	(23,20)	C 2	1.23	(338,13)	C 1
16	1.45	(23,20)	C 2	1.21	(338,13)	C 1
17	1.47	(23,20)	C 2	1.21	(338,13)	C 1
18	1.50	(23,20)	C 2	1.24	(338,13)	C 1
19	1.48	(23,20)	C 2	1.21	(338,13)	C 1
20	1.48	(23,20)	C 2	1.21	(338,13)	C 1
21	1.48	(23,20)	C 2	1.21	(338,13)	C 1
22	1.48	(23,20)	C 2	1.21	(338,13)	C 1
23	1.48	(23,20)	C 2	1.21	(338,13)	C 1
24	1.50	(23,20)	C 2	1.21	(338,13)	C 1

JOB: HSS FDR Air Quality No-Build/35' Jets RUN: FDR DRIVE BET E 67TH-75TH STS/35' JETS

MAXIMUM 8-HOUR RUNNING NONOVERLAPPING AVERAGE CONCENTRATIONS
IN PARTS PER MILLION (PPM),
INCLUDING AMBIENT BACKGROUND CONCENTRATIONS.

Receptor Number	Highest Conc	Highest Ending Day Hr	Highest Calm	Second highest Conc	Second highest Ending Day Hr	Second highest Calm
25	1.48	(23,20)	C 2	1.20	(338,13)	C 1
26	1.48	(23,20)	C 2	1.21	(338,13)	C 1
27	1.50	(23,20)	C 2	1.24	(338,13)	C 1
28	1.48	(23,20)	C 2	1.21	(338,13)	C 1
29	1.45	(23,20)	C 2	1.25	(258,23)	C 0
30	1.48	(23,20)	C 2	1.31	(235,24)	C 0
31	1.67	(314, 1)	C 1	1.64	(235,24)	C 0
32	2.57	(338,13)	C 1	2.31	(331,13)	C 0
33	3.17*	(23,20)	C 2	2.63*	(338,13)	C 1
34	2.50	(23,20)	C 2	1.91	(275, 1)	C 0
35	1.67	(23,20)	C 2	1.45	(274,24)	C 0
36	1.45	(23,20)	C 2	1.27	(274,24)	C 0
37	1.32	(23,20)	C 2	1.18	(274,24)	C 0
38	1.25	(23,20)	C 2	1.12	(274,24)	C 0
39	1.25	(23,20)	C 2	1.08	(7,23)	C 0
40	1.30	(23,20)	C 2	1.07	(274,24)	C 0
41	1.25	(23,20)	C 2	1.07	(274,24)	C 0
42	1.25	(23,20)	C 2	1.06	(274,24)	C 0
43	1.23	(23,20)	C 2	1.02	(274,24)	C 0
44	1.22	(23,20)	C 2	1.04	(274,24)	C 0
45	1.23	(23,20)	C 2	1.02	(274,24)	C 0
46	1.22	(23,20)	C 2	1.01	(274,24)	C 0
47	1.20	(23,20)	C 2	1.00	(274,24)	C 0
48	1.20	(23,20)	C 2	.99	(274,24)	C 0
49	1.20	(23,20)	C 2	.97	(274,24)	C 0
50	1.23	(23,20)	C 2	1.01	(338,13)	C 1
51	1.22	(23,20)	C 2	1.01	(338,13)	C 1
52	1.22	(23,20)	C 2	1.03	(338,13)	C 1
53	1.22	(23,20)	C 2	1.00	(274,24)	C 0
54	1.25	(23,20)	C 2	1.00	(338,13)	C 1
55	1.22	(23,20)	C 2	1.00	(338,13)	C 1
56	1.18	(23,20)	C 2	.99	(274,24)	C 0
57	1.57	(338,13)	C 1	1.33	(336,24)	C 0
58	1.43	(331,13)	C 0	1.30	(338,13)	C 1
59	1.17	(314, 1)	C 1	1.16	(338,13)	C 1
60	1.10	(23,20)	C 2	1.09	(338,13)	C 1

FIVE HIGHEST 1-HOUR END-TO-END AVERAGE CONCENTRATIONS IN PARTS PER MILLION
INCLUDING AMBIENT BACKGROUND CONCENTRATIONS.

Rcptr No.	Highest Conc	Highest Ending Day Hr	Highest Calm	Second Highest Conc	Second Highest Ending Day Hr	Second Highest Calm	Third Highest Conc	Third Highest Ending Day Hr	Third Highest Calm	Fourth Highest Conc	Fourth Highest Ending Day Hr	Fourth Highest Calm	Fifth Highest Conc	Fifth Highest Ending Day Hr	Fifth Highest Calm
1	2.60	(357, 8)	C 0	2.50	(228, 8)	C 0	2.50	(348, 8)	C 0	2.40	(129,23)	C 0	2.30	(44,19)	C 0

DATE : 7/17/ 8
TIME : 11:25:55

JOB: HSS FDR Air Quality No-Build/35' Jets

RUN: FDR DRIVE BET E 67TH-75TH STS/35' JETS

FIVE HIGHEST 1-HOUR END-TO-END AVERAGE CONCENTRATIONS IN PARTS PER MILLION
INCLUDING AMBIENT BACKGROUND CONCENTRATIONS.

Rcptr	Highest			Second Highest			Third Highest			Fourth Highest			Fifth Highest		
No.	Conc	Ending Day Hr	Calm	Conc	Ending Day Hr	Calm	Conc	Ending Day Hr	Calm	Conc	Ending Day Hr	Calm	Conc	Ending Day Hr	Calm
2	2.50	(23,17)	C 0	2.40	(228, 8)	C 0	2.40	(274,19)	C 0	2.40	(293,20)	C 0	2.40	(302, 7)	C 0
3	2.50	(23,17)	C 0	2.30	(221, 7)	C 0	2.20	(44,19)	C 0	2.20	(338, 7)	C 0	2.10	(7,21)	C 0
4	2.20	(44,19)	C 0	2.20	(261,20)	C 0	2.10	(23,17)	C 0	2.10	(44,20)	C 0	2.00	(23,16)	C 0
5	2.20	(44,19)	C 0	2.20	(261,20)	C 0	2.10	(347, 8)	C 0	2.00	(96,21)	C 0	2.00	(293,21)	C 0
6	2.20	(44,19)	C 0	2.10	(261,20)	C 0	2.10	(347, 8)	C 0	2.00	(44,20)	C 0	1.90	(96,21)	C 0
7	2.20	(44,19)	C 0	2.10	(261,20)	C 0	2.10	(347, 8)	C 0	2.00	(44,20)	C 0	2.00	(319, 9)	C 0
8	2.20	(44,19)	C 0	2.10	(347, 8)	C 0	2.00	(44,20)	C 0	2.00	(261,20)	C 0	1.90	(319, 9)	C 0
9	2.20	(44,19)	C 0	2.10	(347, 8)	C 0	2.00	(319, 9)	C 0	2.00	(44,20)	C 0	1.90	(96,21)	C 0
10	2.10	(44,19)	C 0	2.10	(347, 8)	C 0	2.00	(44,20)	C 0	1.90	(261,20)	C 0	1.90	(319, 9)	C 0
11	2.10	(44,19)	C 0	2.10	(347, 8)	C 0	2.00	(319, 9)	C 0	2.00	(115,20)	C 0	1.90	(261,20)	C 0
12	2.00	(44,19)	C 0	2.00	(319, 9)	C 0	2.00	(347, 8)	C 0	1.90	(261,20)	C 0	1.90	(44,20)	C 0
13	2.20	(347, 8)	C 0	2.20	(44,19)	C 0	2.00	(44,20)	C 0	1.90	(115,20)	C 0	1.90	(261,20)	C 0
14	2.20	(44,19)	C 0	2.10	(347, 8)	C 0	2.00	(44,20)	C 0	1.90	(319, 9)	C 0	1.80	(115,20)	C 0
15	2.20	(347, 8)	C 0	2.20	(44,19)	C 0	2.00	(44,20)	C 0	1.90	(319, 9)	C 0	1.80	(90,18)	C 0
16	2.30	(347, 8)	C 0	2.20	(44,19)	C 0	2.00	(44,20)	C 0	2.00	(319, 9)	C 0	1.90	(115,20)	C 0
17	2.20	(44,19)	C 0	2.20	(347, 8)	C 0	2.10	(319, 9)	C 0	2.00	(44,20)	C 0	2.00	(115,20)	C 0
18	2.20	(44,19)	C 0	2.20	(44,20)	C 0	2.20	(347, 8)	C 0	2.10	(115,20)	C 0	2.10	(319, 9)	C 0
19	2.30	(44,19)	C 0	2.10	(44,20)	C 0	2.10	(347, 8)	C 0	2.10	(319, 9)	C 0	2.00	(115,20)	C 0
20	2.20	(44,19)	C 0	2.10	(44,20)	C 0	2.10	(347, 8)	C 0	2.10	(319, 9)	C 0	1.90	(115,20)	C 0
21	2.20	(44,19)	C 0	2.10	(44,20)	C 0	2.00	(319, 9)	C 0	1.90	(115,20)	C 0	1.90	(347, 8)	C 0
22	2.40	(44,19)	C 0	2.20	(347, 8)	C 0	2.10	(44,20)	C 0	2.00	(115,20)	C 0	2.00	(319, 9)	C 0
23	2.40	(44,19)	C 0	2.20	(347, 8)	C 0	2.00	(44,20)	C 0	2.00	(115,20)	C 0	2.00	(319, 9)	C 0
24	2.40	(44,19)	C 0	2.20	(44,20)	C 0	2.20	(347, 8)	C 0	2.10	(319, 9)	C 0	1.90	(115,20)	C 0
25	2.40	(44,19)	C 0	2.40	(44,20)	C 0	2.20	(347, 8)	C 0	2.00	(90,18)	C 0	2.00	(319, 9)	C 0
26	2.50	(44,19)	C 0	2.30	(44,20)	C 0	2.10	(347, 8)	C 0	2.00	(115,20)	C 0	1.90	(90,18)	C 0
27	2.50	(44,19)	C 0	2.40	(347, 8)	C 0	2.30	(44,20)	C 0	2.10	(90,18)	C 0	2.00	(115,20)	C 0
28	2.70	(44,19)	C 0	2.40	(44,20)	C 0	2.20	(347, 8)	C 0	2.10	(115,20)	C 0	2.00	(90,18)	C 0
29	2.60	(44,19)	C 0	2.50	(44,20)	C 0	2.40	(347, 8)	C 0	2.20	(313,24)	C 0	2.10	(90,18)	C 0
30	3.00	(44,19)	C 0	2.80	(44,20)	C 0	2.60	(347, 8)	C 0	2.50	(90,18)	C 0	2.40	(313,24)	C 0
31	3.10	(44,19)	C 0	3.10	(343,19)	C 0	3.00	(313,24)	C 0	2.90	(90,18)	C 0	2.90	(115,16)	C 0
32	4.30*	(338,11)	C 0	4.20*	(341, 8)	C 0	4.00	(33,18)	C 0	3.90	(348, 8)	C 0	3.80	(7, 7)	C 0
33	4.20	(228, 8)	C 0	4.20	(23,17)	C 0	3.90	(274,19)	C 0	3.90	(357, 8)	C 0	3.90	(302, 7)	C 0
34	3.30	(261,20)	C 0	3.20	(96,21)	C 0	3.10	(23,17)	C 0	3.10	(293,21)	C 0	3.00	(258,22)	C 0
35	2.80	(319, 9)	C 0	2.70	(261,20)	C 0	2.50	(96,21)	C 0	2.50	(258,22)	C 0	2.50	(293,21)	C 0
36	2.60	(319, 9)	C 0	2.20	(261,20)	C 0	2.20	(264,10)	C 0	2.10	(293,21)	C 0	2.00	(259,23)	C 0
37	2.40	(319, 9)	C 0	2.10	(261,20)	C 0	2.10	(264,10)	C 0	1.90	(293,21)	C 0	1.80	(44,19)	C 0
38	2.20	(319, 9)	C 0	1.90	(44,19)	C 0	1.90	(264,10)	C 0	1.80	(293,21)	C 0	1.70	(261,20)	C 0
39	2.00	(319, 9)	C 0	1.90	(264,10)	C 0	1.70	(44,19)	C 0	1.70	(259,23)	C 0	1.70	(261,20)	C 0
40	2.00	(319, 9)	C 0	1.80	(44,19)	C 0	1.80	(264,10)	C 0	1.70	(23,16)	C 0	1.70	(261,20)	C 0
41	2.00	(319, 9)	C 0	1.70	(44,19)	C 0	1.70	(264,10)	C 0	1.60	(44,20)	C 0	1.60	(347, 8)	C 0
42	1.90	(319, 9)	C 0	1.70	(44,19)	C 0	1.70	(261,20)	C 0	1.60	(44,20)	C 0	1.60	(264,10)	C 0

JOB: HSS FDR Air Quality No-Build/35' Jets

RUN: FDR DRIVE BET E 67TH-75TH STS/35' JETS

FIVE HIGHEST 1-HOUR END-TO-END AVERAGE CONCENTRATIONS IN PARTS PER MILLION
INCLUDING AMBIENT BACKGROUND CONCENTRATIONS.

Rcptr	Highest			Second Highest			Third Highest			Fourth Highest			Fifth Highest		
No.	Conc	Ending Day Hr	Calm	Conc	Ending Day Hr	Calm	Conc	Ending Day Hr	Calm	Conc	Ending Day Hr	Calm	Conc	Ending Day Hr	Calm
43	1.80	(319, 9)	C 0	1.70	(44,19)	C 0	1.70	(261,20)	C 0	1.70	(264,10)	C 0	1.60	(44,20)	C 0
44	1.80	(319, 9)	C 0	1.70	(44,19)	C 0	1.70	(264,10)	C 0	1.60	(293,21)	C 0	1.50	(44,20)	C 0
45	1.80	(319, 9)	C 0	1.80	(44,19)	C 0	1.60	(347, 8)	C 0	1.60	(261,20)	C 0	1.60	(264,10)	C 0
46	1.90	(319, 9)	C 0	1.70	(44,19)	C 0	1.60	(44,20)	C 0	1.60	(347, 8)	C 0	1.60	(261,20)	C 0
47	2.00	(319, 9)	C 0	1.70	(44,19)	C 0	1.60	(44,20)	C 0	1.60	(347, 8)	C 0	1.60	(261,20)	C 0
48	1.90	(319, 9)	C 0	1.70	(44,19)	C 0	1.60	(44,20)	C 0	1.50	(264,10)	C 0	1.50	(90,18)	C 0
49	1.90	(319, 9)	C 0	1.70	(44,19)	C 0	1.60	(264,10)	C 0	1.50	(90,18)	C 0	1.50	(293,21)	C 0
50	1.90	(319, 9)	C 0	1.70	(44,19)	C 0	1.70	(264,10)	C 0	1.60	(261,20)	C 0	1.50	(44,20)	C 0
51	1.80	(319, 9)	C 0	1.70	(264,10)	C 0	1.60	(44,19)	C 0	1.60	(44,20)	C 0	1.60	(261,20)	C 0
52	1.70	(319, 9)	C 0	1.60	(44,19)	C 0	1.60	(261,20)	C 0	1.60	(264,10)	C 0	1.50	(338,11)	C 0
53	1.70	(319, 9)	C 0	1.60	(44,19)	C 0	1.60	(261,20)	C 0	1.50	(44,20)	C 0	1.50	(90,18)	C 0
54	1.80	(319, 9)	C 0	1.60	(44,19)	C 0	1.60	(261,20)	C 0	1.60	(264,10)	C 0	1.50	(44,20)	C 0
55	1.80	(319, 9)	C 0	1.60	(261,20)	C 0	1.60	(264,10)	C 0	1.50	(44,19)	C 0	1.50	(90,18)	C 0
56	1.80	(319, 9)	C 0	1.60	(261,20)	C 0	1.60	(264,10)	C 0	1.40	(331,15)	C 0	1.40	(23,17)	C 0
57	2.60	(341, 8)	C 0	2.50	(348, 8)	C 0	2.40	(177, 7)	C 0	2.40	(338,11)	C 0	2.30	(197, 7)	C 0
58	2.50	(33,18)	C 0	2.40	(343,19)	C 0	2.30	(7, 7)	C 0	2.30	(39, 7)	C 0	2.30	(341, 8)	C 0
59	2.10	(44,19)	C 0	2.10	(44,20)	C 0	2.10	(115,16)	C 0	2.10	(343,19)	C 0	2.00	(33,18)	C 0
60	2.20	(44,19)	C 0	2.10	(313,24)	C 0	2.00	(347, 8)	C 0	1.90	(44,20)	C 0	1.80	(115,20)	C 0

MAXIMUM 8-HOUR AVERAGED LINK CONTRIBUTIONS
IN PARTS PER MILLION (PPM)
INCLUDING AMBIENT BACKGROUND CONCENTRATIONS.

Rcptr No.	Total Conc	Ending Day Hr	Ambient Backgnd	Total Link	Link +1	Link +2	Link +3	Link +4	Link +5	Link +6	Link +7	Link +8	Link +9	Link +10
1	1.76	(338,13)	.00	1.76	.33	.30	.00	.00	.00	.00	.20	.26	.00	.00
			Links	10+	.00	.67	.00	.00	.00	.00	.00	.00	.00	.00
2	1.82	(23,20)	.00	1.82	.37	.47	.00	.00	.00	.00	.10	.35	.00	.00
			Links	10+	.00	.53	.00	.00	.00	.00	.00	.00	.00	.00
3	1.90	(23,20)	.00	1.90	.17	.73	.00	.00	.00	.00	.22	.27	.00	.00
			Links	10+	.00	.52	.00	.00	.00	.00	.00	.00	.00	.00
4	1.77	(23,20)	.00	1.77	.10	.82	.00	.00	.00	.00	.28	.18	.00	.00
			Links	10+	.00	.38	.00	.00	.00	.00	.00	.00	.00	.00
5	1.65	(23,20)	.00	1.65	.05	.85	.00	.00	.00	.00	.38	.12	.00	.00
			Links	10+	.00	.25	.00	.00	.00	.00	.00	.00	.00	.00
6	1.58	(23,20)	.00	1.58	.05	.87	.00	.00	.00	.00	.42	.08	.00	.00
			Links	10+	.00	.17	.00	.00	.00	.00	.00	.00	.00	.00
7	1.48	(23,20)	.00	1.48	.03	.88	.00	.00	.00	.00	.43	.05	.00	.00
			Links	10+	.00	.08	.00	.00	.00	.00	.00	.00	.00	.00

DATE : 7/17/ 8
TIME : 11:25:55

JOB: HSS FDR Air Quality No-Build/35' Jets

RUN: FDR DRIVE BET E 67TH-75TH STS/35' JETS

LINK CONTRIBUTION TABLES

MAXIMUM 8-HOUR AVERAGED LINK CONTRIBUTIONS
IN PARTS PER MILLION (PPM)
INCLUDING AMBIENT BACKGROUND CONCENTRATIONS.

Rcptr No.	Total Conc	Ending Day Hr	Ambient Backgnd	Total Link	Link +1	Link +2	Link +3	Link +4	Link +5	Link +6	Link +7	Link +8	Link +9	Link +10
8	1.53	(23,20)	.00	1.53	.02	.92	.00	.00	.00	.00	.47	.05	.00	.02
			Links 10+		.00	.07	.00	.00	.00	.00	.00	.00	.00	.00
9	1.52	(23,20)	.00	1.52	.00	.92	.00	.00	.00	.00	.48	.05	.00	.02
			Links 10+		.00	.05	.00	.00	.00	.00	.00	.00	.00	.00
10	1.52	(23,20)	.00	1.52	.00	.93	.00	.00	.00	.00	.48	.03	.00	.02
			Links 10+		.00	.05	.00	.00	.00	.00	.00	.00	.00	.00
11	1.48	(23,20)	.00	1.48	.00	.93	.00	.00	.00	.00	.50	.00	.00	.02
			Links 10+		.00	.03	.00	.00	.00	.00	.00	.00	.00	.00
12	1.45	(23,20)	.00	1.45	.00	.93	.00	.00	.00	.00	.50	.00	.00	.02
			Links 10+		.00	.00	.00	.00	.00	.00	.00	.00	.00	.00
13	1.47	(23,20)	.00	1.47	.00	.95	.00	.00	.00	.00	.50	.00	.00	.02
			Links 10+		.00	.00	.00	.00	.00	.00	.00	.00	.00	.00
14	1.45	(23,20)	.00	1.45	.00	.93	.00	.00	.00	.00	.50	.00	.00	.02
			Links 10+		.00	.00	.00	.00	.00	.00	.00	.00	.00	.00
15	1.45	(23,20)	.00	1.45	.00	.93	.00	.00	.00	.00	.50	.00	.00	.02
			Links 10+		.00	.00	.00	.00	.00	.00	.00	.00	.00	.00
16	1.45	(23,20)	.00	1.45	.00	.93	.00	.00	.00	.00	.50	.00	.00	.02
			Links 10+		.00	.00	.00	.00	.00	.00	.00	.00	.00	.00
17	1.47	(23,20)	.00	1.47	.00	.93	.00	.00	.00	.00	.52	.00	.00	.02
			Links 10+		.00	.00	.00	.00	.00	.00	.00	.00	.00	.00
18	1.50	(23,20)	.00	1.50	.00	.95	.00	.00	.00	.00	.53	.00	.00	.02
			Links 10+		.00	.00	.00	.00	.00	.00	.00	.00	.00	.00
19	1.48	(23,20)	.00	1.48	.00	.93	.00	.00	.00	.00	.53	.00	.00	.02
			Links 10+		.00	.00	.00	.00	.00	.00	.00	.00	.00	.00
20	1.48	(23,20)	.00	1.48	.00	.93	.00	.00	.00	.00	.53	.00	.00	.02
			Links 10+		.00	.00	.00	.00	.00	.00	.00	.00	.00	.00
21	1.48	(23,20)	.00	1.48	.00	.93	.00	.00	.00	.00	.53	.00	.00	.02
			Links 10+		.00	.00	.00	.00	.00	.00	.00	.00	.00	.00
22	1.48	(23,20)	.00	1.48	.00	.93	.00	.00	.00	.00	.53	.00	.00	.02
			Links 10+		.00	.00	.00	.00	.00	.00	.00	.00	.00	.00
23	1.48	(23,20)	.00	1.48	.00	.93	.00	.00	.00	.00	.53	.00	.00	.02
			Links 10+		.00	.00	.00	.00	.00	.00	.00	.00	.00	.00
24	1.50	(23,20)	.00	1.50	.00	.95	.00	.00	.00	.00	.53	.00	.00	.02
			Links 10+		.00	.00	.00	.00	.00	.00	.00	.00	.00	.00
25	1.48	(23,20)	.00	1.48	.00	.93	.00	.00	.00	.00	.53	.00	.00	.02
			Links 10+		.00	.00	.00	.00	.00	.00	.00	.00	.00	.00
26	1.48	(23,20)	.00	1.48	.00	.93	.00	.00	.00	.00	.53	.00	.00	.02
			Links 10+		.00	.00	.00	.00	.00	.00	.00	.00	.00	.00

JOB: HSS FDR Air Quality No-Build/35' Jets

RUN: FDR DRIVE BET E 67TH-75TH STS/35' JETS

LINK CONTRIBUTION TABLES

MAXIMUM 8-HOUR AVERAGED LINK CONTRIBUTIONS
IN PARTS PER MILLION (PPM)
INCLUDING AMBIENT BACKGROUND CONCENTRATIONS.

Rcptr No.	Total Conc	Ending Day Hr	Ambient Backgnd	Total Link	Link +1	Link +2	Link +3	Link +4	Link +5	Link +6	Link +7	Link +8	Link +9	Link +10
27	1.50	(23,20)	.00	1.50	.00	.95	.00	.00	.00	.00	.53	.00	.00	.02
				Links 10+	.00	.00	.00	.00	.00	.00	.00	.00	.00	.00
28	1.48	(23,20)	.00	1.48	.00	.95	.00	.00	.00	.00	.53	.00	.00	.00
				Links 10+	.00	.00	.00	.00	.00	.00	.00	.00	.00	.00
29	1.45	(23,20)	.00	1.45	.00	.93	.00	.00	.00	.00	.52	.00	.00	.00
				Links 10+	.00	.00	.00	.00	.00	.00	.00	.00	.00	.00
30	1.48	(23,20)	.00	1.48	.00	.95	.00	.00	.00	.02	.52	.00	.00	.00
				Links 10+	.00	.00	.00	.00	.00	.00	.00	.00	.00	.00
31	1.67	(314, 1)	.00	1.67	.00	.21	.31	.00	.00	.23	.00	.00	.01	.00
				Links 10+	.90	.00	.00	.00	.00	.00	.00	.00	.00	.00
32	2.57	(338,13)	.00	2.57	.00	.29	.36	.00	.00	.19	.24	.00	.01	.00
				Links 10+	1.49	.00	.00	.00	.00	.00	.00	.00	.00	.00
33	3.17	(23,20)	.00	3.17	.00	.35	.45	.00	.00	.08	.42	.00	.00	.00
				Links 10+	1.87	.00	.00	.00	.00	.00	.00	.00	.00	.00
34	2.50	(23,20)	.00	2.50	.00	.18	.62	.00	.00	.20	.28	.00	.00	.00
				Links 10+	1.22	.00	.00	.00	.00	.00	.00	.00	.00	.00
35	1.67	(23,20)	.00	1.67	.00	.12	.63	.00	.00	.23	.18	.00	.02	.00
				Links 10+	.48	.00	.00	.00	.00	.00	.00	.00	.00	.00
36	1.45	(23,20)	.00	1.45	.00	.07	.68	.00	.00	.30	.13	.00	.03	.00
				Links 10+	.23	.00	.00	.00	.00	.00	.00	.00	.00	.00
37	1.32	(23,20)	.00	1.32	.00	.05	.70	.00	.00	.32	.10	.00	.03	.00
				Links 10+	.12	.00	.00	.00	.00	.00	.00	.00	.00	.00
38	1.25	(23,20)	.00	1.25	.00	.05	.70	.00	.00	.35	.05	.00	.05	.00
				Links 10+	.05	.00	.00	.00	.00	.00	.00	.00	.00	.00
39	1.25	(23,20)	.00	1.25	.00	.03	.70	.00	.00	.37	.05	.00	.05	.00
				Links 10+	.05	.00	.00	.00	.00	.00	.00	.00	.00	.00
40	1.30	(23,20)	.00	1.30	.00	.03	.73	.00	.00	.37	.05	.00	.07	.00
				Links 10+	.05	.00	.00	.00	.00	.00	.00	.00	.00	.00
41	1.25	(23,20)	.00	1.25	.00	.02	.72	.00	.00	.37	.05	.00	.08	.00
				Links 10+	.02	.00	.00	.00	.00	.00	.00	.00	.00	.00
42	1.25	(23,20)	.00	1.25	.00	.02	.72	.00	.00	.38	.05	.00	.08	.00
				Links 10+	.00	.00	.00	.00	.00	.00	.00	.00	.00	.00
43	1.23	(23,20)	.00	1.23	.00	.02	.72	.00	.00	.40	.02	.00	.08	.00
				Links 10+	.00	.00	.00	.00	.00	.00	.00	.00	.00	.00
44	1.22	(23,20)	.00	1.22	.00	.00	.72	.00	.00	.40	.02	.00	.08	.00
				Links 10+	.00	.00	.00	.00	.00	.00	.00	.00	.00	.00
45	1.23	(23,20)	.00	1.23	.00	.00	.73	.00	.00	.40	.02	.00	.08	.00
				Links 10+	.00	.00	.00	.00	.00	.00	.00	.00	.00	.00

DATE : 7/17/ 8
TIME : 11:25:55

JOB: HSS FDR Air Quality No-Build/35' Jets

RUN: FDR DRIVE BET E 67TH-75TH STS/35' JETS

LINK CONTRIBUTION TABLES

MAXIMUM 8-HOUR AVERAGED LINK CONTRIBUTIONS
IN PARTS PER MILLION (PPM)
INCLUDING AMBIENT BACKGROUND CONCENTRATIONS.

Rcptr No.	Total Conc	Ending Day Hr	Ambient Backgnd	Total Link	Link +1	Link +2	Link +3	Link +4	Link +5	Link +6	Link +7	Link +8	Link +9	Link +10
46	1.22	(23,20)	.00	1.22	.00	.00	.72	.00	.00	.40	.02	.00	.08	.00
				Links 10+	.00	.00	.00	.00	.00	.00	.00	.00	.00	.00
47	1.20	(23,20)	.00	1.20	.00	.00	.72	.00	.00	.40	.00	.00	.08	.00
				Links 10+	.00	.00	.00	.00	.00	.00	.00	.00	.00	.00
48	1.20	(23,20)	.00	1.20	.00	.00	.72	.00	.00	.40	.00	.00	.08	.00
				Links 10+	.00	.00	.00	.00	.00	.00	.00	.00	.00	.00
49	1.20	(23,20)	.00	1.20	.00	.00	.72	.00	.00	.40	.00	.00	.08	.00
				Links 10+	.00	.00	.00	.00	.00	.00	.00	.00	.00	.00
50	1.23	(23,20)	.00	1.23	.00	.00	.75	.00	.00	.40	.00	.00	.08	.00
				Links 10+	.00	.00	.00	.00	.00	.00	.00	.00	.00	.00
51	1.22	(23,20)	.00	1.22	.00	.00	.73	.00	.00	.40	.00	.00	.08	.00
				Links 10+	.00	.00	.00	.00	.00	.00	.00	.00	.00	.00
52	1.22	(23,20)	.00	1.22	.00	.00	.73	.00	.00	.40	.00	.00	.08	.00
				Links 10+	.00	.00	.00	.00	.00	.00	.00	.00	.00	.00
53	1.22	(23,20)	.00	1.22	.00	.00	.73	.00	.00	.40	.00	.00	.08	.00
				Links 10+	.00	.00	.00	.00	.00	.00	.00	.00	.00	.00
54	1.25	(23,20)	.00	1.25	.00	.00	.75	.00	.02	.40	.00	.00	.08	.00
				Links 10+	.00	.00	.00	.00	.00	.00	.00	.00	.00	.00
55	1.22	(23,20)	.00	1.22	.00	.00	.73	.02	.02	.38	.00	.00	.07	.00
				Links 10+	.00	.00	.00	.00	.00	.00	.00	.00	.00	.00
56	1.18	(23,20)	.00	1.18	.00	.00	.67	.05	.03	.37	.00	.00	.07	.00
				Links 10+	.00	.00	.00	.00	.00	.00	.00	.00	.00	.00
57	1.57	(338,13)	.00	1.57	.50	.09	.00	.00	.00	.00	.10	.34	.00	.00
				Links 10+	.00	.54	.00	.00	.00	.00	.00	.00	.00	.00
58	1.43	(331,13)	.00	1.43	.40	.01	.00	.00	.00	.00	.10	.25	.00	.00
				Links 10+	.00	.66	.00	.00	.00	.00	.00	.00	.00	.00
59	1.17	(314, 1)	.00	1.17	.39	.07	.00	.00	.00	.00	.16	.16	.00	.03
				Links 10+	.00	.37	.00	.00	.00	.00	.00	.00	.00	.00
60	1.10	(23,20)	.00	1.10	.70	.00	.00	.00	.00	.00	.00	.38	.00	.00
				Links 10+	.00	.02	.00	.00	.00	.00	.00	.00	.00	.00

JOB: HSS FDR Air Quality No-Build/35' Jets

RUN: FDR DRIVE BET E 67TH-75TH STS/35' JETS

LINK CONTRIBUTION TABLES

SECOND HIGHEST 8-HOUR AVERAGED LINK CONTRIBUTIONS
IN PARTS PER MILLION (PPM)
INCLUDING AMBIENT BACKGROUND CONCENTRATIONS.

Rcptr No.	Total Conc	Ending Day Hr	Ambient Backgnd	Total Link	Link +1	Link +2	Link +3	Link +4	Link +5	Link +6	Link +7	Link +8	Link +9	Link +10
1	1.55	(23,20)	.00	1.55	.65	.10	.00	.00	.00	.00	.05	.38	.00	.00
				Links 10+	.00	.37	.00	.00	.00	.00	.00	.00	.00	.00
2	1.60	(338,13)	.00	1.60	.07	.66	.00	.00	.00	.00	.33	.14	.00	.01
				Links 10+	.00	.39	.00	.00	.00	.00	.00	.00	.00	.00
3	1.37	(274,23)	.00	1.38	.14	.59	.00	.00	.00	.00	.18	.18	.00	.00
				Links 10+	.00	.30	.00	.00	.00	.00	.00	.00	.00	.00
4	1.33	(338,13)	.00	1.33	.00	.73	.00	.00	.00	.00	.46	.03	.00	.03
				Links 10+	.00	.09	.00	.00	.00	.00	.00	.00	.00	.00
5	1.26	(274,24)	.00	1.26	.08	.66	.00	.00	.00	.00	.25	.11	.00	.00
				Links 10+	.00	.16	.00	.00	.00	.00	.00	.00	.00	.00
6	1.24	(338,13)	.00	1.24	.00	.73	.00	.00	.00	.00	.49	.00	.00	.01
				Links 10+	.00	.01	.00	.00	.00	.00	.00	.00	.00	.00
7	1.24	(338,13)	.00	1.24	.00	.73	.00	.00	.00	.00	.49	.00	.00	.01
				Links 10+	.00	.01	.00	.00	.00	.00	.00	.00	.00	.00
8	1.23	(338,13)	.00	1.23	.00	.73	.00	.00	.00	.00	.49	.00	.00	.01
				Links 10+	.00	.00	.00	.00	.00	.00	.00	.00	.00	.00
9	1.23	(338,13)	.00	1.23	.00	.73	.00	.00	.00	.00	.49	.00	.00	.01
				Links 10+	.00	.00	.00	.00	.00	.00	.00	.00	.00	.00
10	1.23	(338,13)	.00	1.23	.00	.73	.00	.00	.00	.00	.49	.00	.00	.01
				Links 10+	.00	.00	.00	.00	.00	.00	.00	.00	.00	.00
11	1.23	(338,13)	.00	1.23	.00	.73	.00	.00	.00	.00	.49	.00	.00	.01
				Links 10+	.00	.00	.00	.00	.00	.00	.00	.00	.00	.00
12	1.23	(338,13)	.00	1.23	.00	.73	.00	.00	.00	.00	.49	.00	.00	.01
				Links 10+	.00	.00	.00	.00	.00	.00	.00	.00	.00	.00
13	1.24	(338,13)	.00	1.24	.00	.73	.00	.00	.00	.00	.50	.00	.00	.01
				Links 10+	.00	.00	.00	.00	.00	.00	.00	.00	.00	.00
14	1.23	(338,13)	.00	1.23	.00	.73	.00	.00	.00	.00	.49	.00	.00	.01
				Links 10+	.00	.00	.00	.00	.00	.00	.00	.00	.00	.00
15	1.23	(338,13)	.00	1.23	.00	.73	.00	.00	.00	.00	.49	.00	.00	.01
				Links 10+	.00	.00	.00	.00	.00	.00	.00	.00	.00	.00
16	1.21	(338,13)	.00	1.21	.00	.73	.00	.00	.00	.00	.47	.00	.00	.01
				Links 10+	.00	.00	.00	.00	.00	.00	.00	.00	.00	.00
17	1.21	(338,13)	.00	1.21	.00	.73	.00	.00	.00	.00	.47	.00	.00	.01
				Links 10+	.00	.00	.00	.00	.00	.00	.00	.00	.00	.00
18	1.24	(338,13)	.00	1.24	.00	.73	.00	.00	.00	.00	.50	.00	.00	.01
				Links 10+	.00	.00	.00	.00	.00	.00	.00	.00	.00	.00
19	1.21	(338,13)	.00	1.21	.00	.73	.00	.00	.00	.00	.47	.00	.00	.01
				Links 10+	.00	.00	.00	.00	.00	.00	.00	.00	.00	.00

DATE : 7/17/ 8
TIME : 11:25:55

JOB: HSS FDR Air Quality No-Build/35' Jets

RUN: FDR DRIVE BET E 67TH-75TH STS/35' JETS

LINK CONTRIBUTION TABLES

SECOND HIGHEST 8-HOUR AVERAGED LINK CONTRIBUTIONS
IN PARTS PER MILLION (PPM)
INCLUDING AMBIENT BACKGROUND CONCENTRATIONS.

Rcptr No.	Total Conc	Ending Day Hr	Ambient Backgnd	Total Link	Link +1	Link +2	Link +3	Link +4	Link +5	Link +6	Link +7	Link +8	Link +9	Link +10
20	1.21	(338,13)	.00	1.21	.00	.73	.00	.00	.00	.00	.47	.00	.00	.01
			Links 10+		.00	.00	.00	.00	.00	.00	.00	.00	.00	.00
21	1.21	(338,13)	.00	1.21	.00	.73	.00	.00	.00	.00	.47	.00	.00	.01
			Links 10+		.00	.00	.00	.00	.00	.00	.00	.00	.00	.00
22	1.21	(338,13)	.00	1.21	.00	.73	.00	.00	.00	.00	.47	.00	.00	.01
			Links 10+		.00	.00	.00	.00	.00	.00	.00	.00	.00	.00
23	1.21	(338,13)	.00	1.21	.00	.73	.00	.00	.00	.00	.47	.00	.00	.01
			Links 10+		.00	.00	.00	.00	.00	.00	.00	.00	.00	.00
24	1.21	(338,13)	.00	1.21	.00	.73	.00	.00	.00	.00	.47	.00	.00	.01
			Links 10+		.00	.00	.00	.00	.00	.00	.00	.00	.00	.00
25	1.20	(338,13)	.00	1.20	.00	.73	.00	.00	.00	.00	.46	.00	.00	.01
			Links 10+		.00	.00	.00	.00	.00	.00	.00	.00	.00	.00
26	1.21	(338,13)	.00	1.21	.00	.73	.00	.00	.00	.01	.46	.00	.00	.01
			Links 10+		.00	.00	.00	.00	.00	.00	.00	.00	.00	.00
27	1.24	(338,13)	.00	1.24	.00	.73	.00	.00	.00	.01	.47	.00	.00	.01
			Links 10+		.01	.00	.00	.00	.00	.00	.00	.00	.00	.00
28	1.21	(338,13)	.00	1.21	.00	.71	.01	.00	.00	.03	.44	.00	.00	.00
			Links 10+		.01	.00	.00	.00	.00	.00	.00	.00	.00	.00
29	1.25	(258,23)	.00	1.25	.00	.57	.15	.01	.01	.11	.17	.00	.00	.03
			Links 10+		.19	.00	.00	.00	.00	.00	.00	.00	.00	.00
30	1.31	(235,24)	.00	1.31	.00	.33	.28	.00	.01	.19	.04	.00	.01	.00
			Links 10+		.46	.00	.00	.00	.00	.00	.00	.00	.00	.00
31	1.64	(235,24)	.00	1.64	.00	.18	.39	.01	.01	.22	.04	.00	.01	.00
			Links 10+		.77	.00	.00	.00	.00	.00	.00	.00	.00	.00
32	2.31	(331,13)	.00	2.31	.00	.03	.39	.00	.00	.24	.03	.00	.01	.00
			Links 10+		1.63	.00	.00	.00	.00	.00	.00	.00	.00	.00
33	2.63	(338,13)	.00	2.63	.00	.04	.53	.00	.00	.29	.11	.00	.01	.00
			Links 10+		1.64	.00	.00	.00	.00	.00	.00	.00	.00	.00
34	1.91	(275, 1)	.00	1.91	.00	.24	.41	.00	.00	.11	.23	.00	.00	.01
			Links 10+		.91	.00	.00	.00	.00	.00	.00	.00	.00	.00
35	1.45	(274,24)	.00	1.45	.00	.16	.50	.00	.00	.18	.18	.00	.03	.01
			Links 10+		.40	.00	.00	.00	.00	.00	.00	.00	.00	.00
36	1.27	(274,24)	.00	1.27	.00	.13	.56	.00	.00	.21	.13	.00	.03	.01
			Links 10+		.21	.00	.00	.00	.00	.00	.00	.00	.00	.00
37	1.18	(274,24)	.00	1.17	.00	.09	.57	.00	.00	.23	.11	.00	.03	.00
			Links 10+		.15	.00	.00	.00	.00	.00	.00	.00	.00	.00
38	1.12	(274,24)	.00	1.13	.00	.09	.57	.00	.00	.24	.10	.00	.03	.00
			Links 10+		.10	.00	.00	.00	.00	.00	.00	.00	.00	.00

JOB: HSS FDR Air Quality No-Build/35' Jets

RUN: FDR DRIVE BET E 67TH-75TH STS/35' JETS

LINK CONTRIBUTION TABLES

SECOND HIGHEST 8-HOUR AVERAGED LINK CONTRIBUTIONS
IN PARTS PER MILLION (PPM)
INCLUDING AMBIENT BACKGROUND CONCENTRATIONS.

Rcptr No.	Total Conc	Ending Day Hr	Ambient Backgnd	Total Link	Link +1	Link +2	Link +3	Link +4	Link +5	Link +6	Link +7	Link +8	Link +9	Link +10
39	1.08	(7,23)	.00	1.07	.00	.16	.49	.01	.01	.13	.16	.00	.00	.00
				Links 10+	.11	.00	.00	.00	.00	.00	.00	.00	.00	.00
40	1.07	(274,24)	.00	1.07	.00	.05	.60	.00	.00	.26	.08	.00	.04	.00
				Links 10+	.05	.00	.00	.00	.00	.00	.00	.00	.00	.00
41	1.07	(274,24)	.00	1.08	.00	.05	.60	.00	.00	.27	.08	.00	.04	.00
				Links 10+	.04	.00	.00	.00	.00	.00	.00	.00	.00	.00
42	1.06	(274,24)	.00	1.06	.00	.05	.61	.00	.00	.27	.06	.00	.04	.00
				Links 10+	.03	.00	.00	.00	.00	.00	.00	.00	.00	.00
43	1.02	(274,24)	.00	1.02	.00	.04	.60	.00	.00	.29	.04	.00	.04	.00
				Links 10+	.03	.00	.00	.00	.00	.00	.00	.00	.00	.00
44	1.04	(274,24)	.00	1.04	.00	.04	.61	.00	.00	.29	.04	.00	.04	.00
				Links 10+	.03	.00	.00	.00	.00	.00	.00	.00	.00	.00
45	1.02	(274,24)	.00	1.03	.00	.04	.63	.00	.00	.29	.03	.00	.04	.00
				Links 10+	.01	.00	.00	.00	.00	.00	.00	.00	.00	.00
46	1.01	(274,24)	.00	1.01	.00	.03	.63	.00	.00	.29	.03	.00	.04	.00
				Links 10+	.01	.00	.00	.00	.00	.00	.00	.00	.00	.00
47	1.00	(274,24)	.00	1.00	.00	.03	.61	.00	.00	.29	.03	.00	.04	.00
				Links 10+	.01	.00	.00	.00	.00	.00	.00	.00	.00	.00
48	.99	(274,24)	.00	.99	.00	.03	.60	.00	.00	.29	.03	.00	.04	.00
				Links 10+	.01	.00	.00	.00	.00	.00	.00	.00	.00	.00
49	.97	(274,24)	.00	.97	.00	.03	.60	.00	.00	.29	.03	.00	.04	.00
				Links 10+	.00	.00	.00	.00	.00	.00	.00	.00	.00	.00
50	1.01	(338,13)	.00	1.01	.00	.00	.56	.00	.01	.39	.00	.00	.06	.00
				Links 10+	.00	.00	.00	.00	.00	.00	.00	.00	.00	.00
51	1.01	(338,13)	.00	1.01	.00	.00	.56	.00	.01	.39	.00	.00	.06	.00
				Links 10+	.00	.00	.00	.00	.00	.00	.00	.00	.00	.00
52	1.03	(338,13)	.00	1.03	.00	.00	.56	.01	.03	.37	.00	.00	.06	.00
				Links 10+	.00	.00	.00	.00	.00	.00	.00	.00	.00	.00
53	1.00	(274,24)	.00	1.00	.00	.01	.63	.00	.00	.30	.03	.00	.04	.00
				Links 10+	.00	.00	.00	.00	.00	.00	.00	.00	.00	.00
54	1.00	(338,13)	.00	1.00	.00	.00	.53	.03	.06	.34	.00	.00	.04	.00
				Links 10+	.00	.00	.00	.00	.00	.00	.00	.00	.00	.00
55	1.00	(338,13)	.00	1.00	.00	.00	.50	.07	.10	.29	.00	.00	.04	.00
				Links 10+	.00	.00	.00	.00	.00	.00	.00	.00	.00	.00
56	.99	(274,24)	.00	.99	.00	.01	.60	.03	.01	.30	.01	.00	.03	.00
				Links 10+	.00	.00	.00	.00	.00	.00	.00	.00	.00	.00
57	1.33	(336,24)	.00	1.33	.38	.01	.00	.00	.00	.00	.04	.23	.00	.00
				Links 10+	.00	.68	.00	.00	.00	.00	.00	.00	.00	.00

DATE : 7/17/ 8
TIME : 11:25:55

JOB: HSS FDR Air Quality No-Build/35' Jets

RUN: FDR DRIVE BET E 67TH-75TH STS/35' JETS

LINK CONTRIBUTION TABLES

SECOND HIGHEST 8-HOUR AVERAGED LINK CONTRIBUTIONS
IN PARTS PER MILLION (PPM)
INCLUDING AMBIENT BACKGROUND CONCENTRATIONS.

Rcptr No.	Total Conc	Ending Day Hr	Ambient Backgnd	Total Link	Link +1	Link +2	Link +3	Link +4	Link +5	Link +6	Link +7	Link +8	Link +9	Link +10
58	1.30	(338,13)	.00	1.30	.53	.04	.00	.00	.00	.00	.06	.39	.00	.00
			Links 10+		.00	.29	.00	.00	.00	.00	.00	.00	.00	.00
59	1.16	(338,13)	.00	1.16	.53	.01	.00	.00	.00	.00	.04	.41	.00	.00
			Links 10+		.00	.16	.00	.00	.00	.00	.00	.00	.00	.00
60	1.09	(338,13)	.00	1.09	.54	.01	.00	.00	.00	.00	.03	.41	.00	.00
			Links 10+		.00	.09	.00	.00	.00	.00	.00	.00	.00	.00

MAXIMUM 1-HOUR AVERAGED LINK CONTRIBUTIONS
IN PARTS PER MILLION (PPM)
INCLUDING AMBIENT BACKGROUND CONCENTRATIONS.

Rcptr No.	Total Conc	Ending Day Hr	Ambient Backgnd	Total Link	Link +1	Link +2	Link +3	Link +4	Link +5	Link +6	Link +7	Link +8	Link +9	Link +10
1	2.60	(357, 8)	.00	2.60	.50	.20	.00	.00	.00	.00	.10	.40	.00	.00
			Links 10+		.00	1.40	.00	.00	.00	.00	.00	.00	.00	.00
2	2.50	(23,17)	.00	2.50	.40	.60	.00	.00	.00	.00	.10	.40	.00	.00
			Links 10+		.00	1.00	.00	.00	.00	.00	.00	.00	.00	.00
3	2.50	(23,17)	.00	2.50	.10	1.00	.00	.00	.00	.00	.30	.30	.00	.00
			Links 10+		.00	.80	.00	.00	.00	.00	.00	.00	.00	.00
4	2.20	(44,19)	.00	2.20	.00	1.40	.10	.00	.00	.10	.60	.00	.00	.00
			Links 10+		.00	.00	.00	.00	.00	.00	.00	.00	.00	.00
5	2.20	(44,19)	.00	2.20	.00	1.40	.10	.00	.00	.10	.60	.00	.00	.00
			Links 10+		.00	.00	.00	.00	.00	.00	.00	.00	.00	.00
6	2.20	(44,19)	.00	2.20	.00	1.40	.10	.00	.00	.10	.60	.00	.00	.00
			Links 10+		.00	.00	.00	.00	.00	.00	.00	.00	.00	.00
7	2.20	(44,19)	.00	2.20	.00	1.40	.10	.00	.00	.10	.60	.00	.00	.00
			Links 10+		.00	.00	.00	.00	.00	.00	.00	.00	.00	.00
8	2.20	(44,19)	.00	2.20	.00	1.40	.10	.00	.00	.10	.60	.00	.00	.00
			Links 10+		.00	.00	.00	.00	.00	.00	.00	.00	.00	.00
9	2.20	(44,19)	.00	2.20	.00	1.40	.10	.00	.00	.10	.60	.00	.00	.00
			Links 10+		.00	.00	.00	.00	.00	.00	.00	.00	.00	.00
10	2.10	(44,19)	.00	2.10	.00	1.40	.10	.00	.00	.10	.50	.00	.00	.00
			Links 10+		.00	.00	.00	.00	.00	.00	.00	.00	.00	.00
11	2.10	(44,19)	.00	2.10	.00	1.40	.10	.00	.00	.10	.50	.00	.00	.00
			Links 10+		.00	.00	.00	.00	.00	.00	.00	.00	.00	.00
12	2.00	(44,19)	.00	2.00	.00	1.30	.10	.00	.00	.10	.50	.00	.00	.00
			Links 10+		.00	.00	.00	.00	.00	.00	.00	.00	.00	.00

JOB: HSS FDR Air Quality No-Build/35' Jets

RUN: FDR DRIVE BET E 67TH-75TH STS/35' JETS

LINK CONTRIBUTION TABLES

MAXIMUM 1-HOUR AVERAGED LINK CONTRIBUTIONS
IN PARTS PER MILLION (PPM)
INCLUDING AMBIENT BACKGROUND CONCENTRATIONS.

Rcptr No.	Total Conc	Ending Day Hr	Ambient Backgnd	Total Link	Link +1	Link +2	Link +3	Link +4	Link +5	Link +6	Link +7	Link +8	Link +9	Link +10
13	2.20	(347, 8)	.00	2.20	.00	1.30	.10	.10	.10	.10	.40	.00	.00	.00
				Links 10+	.10	.00	.00	.00	.00	.00	.00	.00	.00	.00
14	2.20	(44,19)	.00	2.20	.00	1.30	.10	.00	.10	.10	.50	.00	.00	.00
				Links 10+	.10	.00	.00	.00	.00	.00	.00	.00	.00	.00
15	2.20	(347, 8)	.00	2.20	.00	1.20	.10	.10	.10	.20	.40	.00	.00	.00
				Links 10+	.10	.00	.00	.00	.00	.00	.00	.00	.00	.00
16	2.30	(347, 8)	.00	2.30	.00	1.20	.20	.10	.10	.20	.40	.00	.00	.00
				Links 10+	.10	.00	.00	.00	.00	.00	.00	.00	.00	.00
17	2.20	(44,19)	.00	2.20	.00	1.30	.10	.00	.10	.20	.40	.00	.00	.00
				Links 10+	.10	.00	.00	.00	.00	.00	.00	.00	.00	.00
18	2.20	(44,19)	.00	2.20	.00	1.30	.10	.00	.10	.20	.40	.00	.00	.00
				Links 10+	.10	.00	.00	.00	.00	.00	.00	.00	.00	.00
19	2.30	(44,19)	.00	2.30	.00	1.30	.20	.00	.10	.20	.40	.00	.00	.00
				Links 10+	.10	.00	.00	.00	.00	.00	.00	.00	.00	.00
20	2.20	(44,19)	.00	2.20	.00	1.20	.20	.00	.10	.20	.40	.00	.00	.00
				Links 10+	.10	.00	.00	.00	.00	.00	.00	.00	.00	.00
21	2.20	(44,19)	.00	2.20	.00	1.20	.20	.00	.10	.20	.40	.00	.00	.00
				Links 10+	.10	.00	.00	.00	.00	.00	.00	.00	.00	.00
22	2.40	(44,19)	.00	2.40	.00	1.20	.20	.10	.10	.20	.30	.00	.10	.00
				Links 10+	.20	.00	.00	.00	.00	.00	.00	.00	.00	.00
23	2.40	(44,19)	.00	2.40	.00	1.10	.20	.10	.10	.30	.30	.00	.10	.00
				Links 10+	.20	.00	.00	.00	.00	.00	.00	.00	.00	.00
24	2.40	(44,19)	.00	2.40	.00	1.10	.30	.10	.10	.30	.20	.00	.10	.00
				Links 10+	.20	.00	.00	.00	.00	.00	.00	.00	.00	.00
25	2.40	(44,19)	.00	2.40	.00	1.00	.30	.10	.10	.30	.20	.00	.10	.00
				Links 10+	.30	.00	.00	.00	.00	.00	.00	.00	.00	.00
26	2.50	(44,19)	.00	2.50	.00	1.00	.40	.10	.10	.40	.10	.00	.10	.00
				Links 10+	.30	.00	.00	.00	.00	.00	.00	.00	.00	.00
27	2.50	(44,19)	.00	2.50	.00	.90	.40	.10	.10	.40	.10	.00	.10	.00
				Links 10+	.40	.00	.00	.00	.00	.00	.00	.00	.00	.00
28	2.70	(44,19)	.00	2.70	.00	.80	.50	.10	.10	.40	.10	.00	.10	.00
				Links 10+	.60	.00	.00	.00	.00	.00	.00	.00	.00	.00
29	2.60	(44,19)	.00	2.60	.00	.60	.60	.10	.10	.40	.00	.00	.10	.00
				Links 10+	.70	.00	.00	.00	.00	.00	.00	.00	.00	.00
30	3.00	(44,19)	.00	3.00	.00	.40	.80	.10	.10	.50	.00	.00	.10	.00
				Links 10+	1.00	.00	.00	.00	.00	.00	.00	.00	.00	.00
31	3.10	(44,19)	.00	3.10	.00	.10	1.00	.10	.10	.50	.00	.00	.10	.00
				Links 10+	1.20	.00	.00	.00	.00	.00	.00	.00	.00	.00

DATE : 7/17/ 8
TIME : 11:25:55

JOB: HSS FDR Air Quality No-Build/35' Jets

RUN: FDR DRIVE BET E 67TH-75TH STS/35' JETS

LINK CONTRIBUTION TABLES

MAXIMUM 1-HOUR AVERAGED LINK CONTRIBUTIONS
IN PARTS PER MILLION (PPM)
INCLUDING AMBIENT BACKGROUND CONCENTRATIONS.

Rcptr No.	Total Conc	Ending Day Hr	Ambient Backgnd	Total Link	Link +1	Link +2	Link +3	Link +4	Link +5	Link +6	Link +7	Link +8	Link +9	Link +10
32	4.30	(338,11)	.00	4.30	.00	.10	.70	.00	.00	.50	.10	.00	.10	.00
				Links 10+	2.80	.00	.00	.00	.00	.00	.00	.00	.00	.00
33	4.20	(228, 8)	.00	4.20	.00	.10	.70	.00	.00	.30	.20	.00	.00	.00
				Links 10+	2.90	.00	.00	.00	.00	.00	.00	.00	.00	.00
34	3.30	(261,20)	.00	3.30	.00	.50	.60	.00	.00	.00	.50	.00	.00	.10
				Links 10+	1.60	.00	.00	.00	.00	.00	.00	.00	.00	.00
35	2.80	(319, 9)	.00	2.80	.00	.70	.50	.00	.00	.00	.60	.00	.00	.00
				Links 10+	1.00	.00	.00	.00	.00	.00	.00	.00	.00	.00
36	2.60	(319, 9)	.00	2.60	.00	.60	.70	.00	.00	.10	.50	.00	.00	.00
				Links 10+	.70	.00	.00	.00	.00	.00	.00	.00	.00	.00
37	2.40	(319, 9)	.00	2.40	.00	.50	.80	.00	.00	.10	.50	.00	.00	.00
				Links 10+	.50	.00	.00	.00	.00	.00	.00	.00	.00	.00
38	2.20	(319, 9)	.00	2.20	.00	.40	.80	.00	.00	.20	.40	.00	.00	.00
				Links 10+	.40	.00	.00	.00	.00	.00	.00	.00	.00	.00
39	2.00	(319, 9)	.00	2.00	.00	.30	.80	.00	.00	.20	.40	.00	.00	.00
				Links 10+	.30	.00	.00	.00	.00	.00	.00	.00	.00	.00
40	2.00	(319, 9)	.00	2.00	.00	.30	.90	.00	.00	.20	.40	.00	.00	.00
				Links 10+	.20	.00	.00	.00	.00	.00	.00	.00	.00	.00
41	2.00	(319, 9)	.00	2.00	.00	.30	.90	.00	.00	.30	.30	.00	.00	.00
				Links 10+	.20	.00	.00	.00	.00	.00	.00	.00	.00	.00
42	1.90	(319, 9)	.00	1.90	.00	.20	.90	.00	.00	.30	.30	.00	.00	.00
				Links 10+	.20	.00	.00	.00	.00	.00	.00	.00	.00	.00
43	1.80	(319, 9)	.00	1.80	.00	.20	.90	.00	.00	.30	.30	.00	.00	.00
				Links 10+	.10	.00	.00	.00	.00	.00	.00	.00	.00	.00
44	1.80	(319, 9)	.00	1.80	.00	.20	1.00	.00	.00	.30	.20	.00	.00	.00
				Links 10+	.10	.00	.00	.00	.00	.00	.00	.00	.00	.00
45	1.80	(319, 9)	.00	1.80	.00	.20	1.00	.00	.00	.30	.20	.00	.00	.00
				Links 10+	.10	.00	.00	.00	.00	.00	.00	.00	.00	.00
46	1.90	(319, 9)	.00	1.90	.00	.20	1.00	.00	.00	.40	.20	.00	.00	.00
				Links 10+	.10	.00	.00	.00	.00	.00	.00	.00	.00	.00
47	2.00	(319, 9)	.00	2.00	.00	.20	1.00	.00	.00	.40	.20	.00	.10	.00
				Links 10+	.10	.00	.00	.00	.00	.00	.00	.00	.00	.00
48	1.90	(319, 9)	.00	1.90	.00	.10	1.00	.00	.00	.40	.20	.00	.10	.00
				Links 10+	.10	.00	.00	.00	.00	.00	.00	.00	.00	.00
49	1.90	(319, 9)	.00	1.90	.00	.10	1.00	.00	.00	.40	.20	.00	.10	.00
				Links 10+	.10	.00	.00	.00	.00	.00	.00	.00	.00	.00
50	1.90	(319, 9)	.00	1.90	.00	.10	1.00	.00	.00	.40	.20	.00	.10	.00
				Links 10+	.10	.00	.00	.00	.00	.00	.00	.00	.00	.00

JOB: HSS FDR Air Quality No-Build/35' Jets

RUN: FDR DRIVE BET E 67TH-75TH STS/35' JETS

LINK CONTRIBUTION TABLES

MAXIMUM 1-HOUR AVERAGED LINK CONTRIBUTIONS
IN PARTS PER MILLION (PPM)
INCLUDING AMBIENT BACKGROUND CONCENTRATIONS.

Rcptr No.	Total Conc	Ending Day Hr	Ambient Backgnd	Total Link	Link +1	Link +2	Link +3	Link +4	Link +5	Link +6	Link +7	Link +8	Link +9	Link +10
51	1.80	(319, 9)	.00	1.80	.00	.10	1.00	.00	.00	.40	.10	.00	.10	.00
			Links	10+	.10	.00	.00	.00	.00	.00	.00	.00	.00	.00
52	1.70	(319, 9)	.00	1.70	.00	.10	1.00	.00	.00	.40	.10	.00	.10	.00
			Links	10+	.00	.00	.00	.00	.00	.00	.00	.00	.00	.00
53	1.70	(319, 9)	.00	1.70	.00	.10	1.00	.00	.00	.40	.10	.00	.10	.00
			Links	10+	.00	.00	.00	.00	.00	.00	.00	.00	.00	.00
54	1.80	(319, 9)	.00	1.80	.00	.10	1.10	.00	.00	.40	.10	.00	.10	.00
			Links	10+	.00	.00	.00	.00	.00	.00	.00	.00	.00	.00
55	1.80	(319, 9)	.00	1.80	.00	.10	1.10	.00	.00	.40	.10	.00	.10	.00
			Links	10+	.00	.00	.00	.00	.00	.00	.00	.00	.00	.00
56	1.80	(319, 9)	.00	1.80	.00	.10	1.10	.00	.00	.40	.10	.00	.10	.00
			Links	10+	.00	.00	.00	.00	.00	.00	.00	.00	.00	.00
57	2.60	(341, 8)	.00	2.60	.70	.10	.00	.00	.00	.00	.20	.30	.00	.00
			Links	10+	.00	1.30	.00	.00	.00	.00	.00	.00	.00	.00
58	2.50	(33,18)	.00	2.50	.70	.00	.00	.00	.00	.00	.10	.40	.00	.00
			Links	10+	.00	1.30	.00	.00	.00	.00	.00	.00	.00	.00
59	2.10	(44,19)	.00	2.10	.50	.80	.00	.00	.00	.10	.60	.00	.00	.00
			Links	10+	.00	.10	.00	.00	.00	.00	.00	.00	.00	.00
60	2.20	(44,19)	.00	2.20	.60	.60	.00	.00	.00	.10	.60	.10	.00	.00
			Links	10+	.00	.20	.00	.00	.00	.00	.00	.00	.00	.00

SECOND HIGHEST 1-HOUR AVERAGED LINK CONTRIBUTIONS
IN PARTS PER MILLION (PPM)
INCLUDING AMBIENT BACKGROUND CONCENTRATIONS.

Rcptr No.	Total Conc	Ending Day Hr	Ambient Backgnd	Total Link	Link +1	Link +2	Link +3	Link +4	Link +5	Link +6	Link +7	Link +8	Link +9	Link +10
1	2.50	(228, 8)	.00	2.50	.60	.10	.00	.00	.00	.00	.00	.50	.00	.00
			Links	10+	.00	1.30	.00	.00	.00	.00	.00	.00	.00	.00
2	2.40	(228, 8)	.00	2.40	.10	.70	.00	.00	.00	.00	.20	.30	.00	.00
			Links	10+	.00	1.10	.00	.00	.00	.00	.00	.00	.00	.00
3	2.30	(221, 7)	.00	2.30	.10	.80	.00	.00	.00	.00	.30	.30	.00	.00
			Links	10+	.00	.80	.00	.00	.00	.00	.00	.00	.00	.00
4	2.20	(261,20)	.00	2.20	.30	.90	.00	.00	.00	.00	.10	.40	.00	.00
			Links	10+	.00	.50	.00	.00	.00	.00	.00	.00	.00	.00
5	2.20	(261,20)	.00	2.20	.20	1.00	.00	.00	.00	.00	.20	.30	.00	.00
			Links	10+	.00	.50	.00	.00	.00	.00	.00	.00	.00	.00

DATE : 7/17/ 8
TIME : 11:25:55

JOB: HSS FDR Air Quality No-Build/35' Jets

RUN: FDR DRIVE BET E 67TH-75TH STS/35' JETS

LINK CONTRIBUTION TABLES

SECOND HIGHEST 1-HOUR AVERAGED LINK CONTRIBUTIONS
IN PARTS PER MILLION (PPM)
INCLUDING AMBIENT BACKGROUND CONCENTRATIONS.

Rcptr No.	Total Conc	Ending Day Hr	Ambient Backgnd	Total Link	Link +1	Link +2	Link +3	Link +4	Link +5	Link +6	Link +7	Link +8	Link +9	Link +10
6	2.10	(261,20)	.00	2.10	.10	1.10	.00	.00	.00	.00	.30	.20	.00	.00
			Links 10+		.00	.40	.00	.00	.00	.00	.00	.00	.00	.00
7	2.10	(261,20)	.00	2.10	.10	1.10	.00	.00	.00	.00	.40	.20	.00	.00
			Links 10+		.00	.30	.00	.00	.00	.00	.00	.00	.00	.00
8	2.10	(347, 8)	.00	2.10	.00	1.30	.10	.00	.10	.10	.50	.00	.00	.00
			Links 10+		.00	.00	.00	.00	.00	.00	.00	.00	.00	.00
9	2.10	(347, 8)	.00	2.10	.00	1.30	.10	.00	.10	.10	.50	.00	.00	.00
			Links 10+		.00	.00	.00	.00	.00	.00	.00	.00	.00	.00
10	2.10	(347, 8)	.00	2.10	.00	1.30	.10	.00	.10	.10	.40	.00	.00	.00
			Links 10+		.10	.00	.00	.00	.00	.00	.00	.00	.00	.00
11	2.10	(347, 8)	.00	2.10	.00	1.30	.10	.00	.10	.10	.40	.00	.00	.00
			Links 10+		.10	.00	.00	.00	.00	.00	.00	.00	.00	.00
12	2.00	(319, 9)	.00	2.00	.10	1.20	.00	.00	.00	.00	.40	.20	.00	.00
			Links 10+		.00	.10	.00	.00	.00	.00	.00	.00	.00	.00
13	2.20	(44,19)	.00	2.20	.00	1.40	.10	.00	.00	.10	.50	.00	.00	.00
			Links 10+		.10	.00	.00	.00	.00	.00	.00	.00	.00	.00
14	2.10	(347, 8)	.00	2.10	.00	1.20	.10	.10	.10	.10	.40	.00	.00	.00
			Links 10+		.10	.00	.00	.00	.00	.00	.00	.00	.00	.00
15	2.20	(44,19)	.00	2.20	.00	1.30	.10	.00	.10	.10	.50	.00	.00	.00
			Links 10+		.10	.00	.00	.00	.00	.00	.00	.00	.00	.00
16	2.20	(44,19)	.00	2.20	.00	1.30	.10	.00	.10	.10	.50	.00	.00	.00
			Links 10+		.10	.00	.00	.00	.00	.00	.00	.00	.00	.00
17	2.20	(347, 8)	.00	2.20	.00	1.20	.20	.10	.10	.20	.30	.00	.00	.00
			Links 10+		.10	.00	.00	.00	.00	.00	.00	.00	.00	.00
18	2.20	(44,20)	.00	2.20	.00	1.20	.20	.00	.10	.20	.40	.00	.00	.00
			Links 10+		.10	.00	.00	.00	.00	.00	.00	.00	.00	.00
19	2.10	(44,20)	.00	2.10	.00	1.20	.20	.00	.10	.20	.30	.00	.00	.00
			Links 10+		.10	.00	.00	.00	.00	.00	.00	.00	.00	.00
20	2.10	(44,20)	.00	2.10	.00	1.10	.20	.10	.10	.20	.30	.00	.00	.00
			Links 10+		.10	.00	.00	.00	.00	.00	.00	.00	.00	.00
21	2.10	(44,20)	.00	2.10	.00	1.10	.20	.10	.10	.20	.30	.00	.00	.00
			Links 10+		.10	.00	.00	.00	.00	.00	.00	.00	.00	.00
22	2.20	(347, 8)	.00	2.20	.00	1.00	.30	.10	.10	.30	.20	.00	.00	.00
			Links 10+		.20	.00	.00	.00	.00	.00	.00	.00	.00	.00
23	2.20	(347, 8)	.00	2.20	.00	1.00	.30	.10	.10	.30	.20	.00	.00	.00
			Links 10+		.20	.00	.00	.00	.00	.00	.00	.00	.00	.00
24	2.20	(44,20)	.00	2.20	.00	1.00	.30	.10	.10	.30	.20	.00	.00	.00
			Links 10+		.20	.00	.00	.00	.00	.00	.00	.00	.00	.00

JOB: HSS FDR Air Quality No-Build/35' Jets

RUN: FDR DRIVE BET E 67TH-75TH STS/35' JETS

LINK CONTRIBUTION TABLES

SECOND HIGHEST 1-HOUR AVERAGED LINK CONTRIBUTIONS
IN PARTS PER MILLION (PPM)
INCLUDING AMBIENT BACKGROUND CONCENTRATIONS.

Rcptr No.	Total Conc	Ending Day Hr	Ambient Backgnd	Total Link	Link +1	Link +2	Link +3	Link +4	Link +5	Link +6	Link +7	Link +8	Link +9	Link +10
25	2.40	(44,20)	.00	2.40	.00	1.00	.30	.10	.10	.30	.20	.00	.10	.00
				Links 10+	.30	.00	.00	.00	.00	.00	.00	.00	.00	.00
26	2.30	(44,20)	.00	2.30	.00	.90	.40	.10	.10	.30	.10	.00	.10	.00
				Links 10+	.30	.00	.00	.00	.00	.00	.00	.00	.00	.00
27	2.40	(347, 8)	.00	2.40	.00	.80	.50	.10	.10	.40	.10	.00	.00	.00
				Links 10+	.40	.00	.00	.00	.00	.00	.00	.00	.00	.00
28	2.40	(44,20)	.00	2.40	.00	.70	.50	.10	.10	.40	.00	.00	.10	.00
				Links 10+	.50	.00	.00	.00	.00	.00	.00	.00	.00	.00
29	2.50	(44,20)	.00	2.50	.00	.50	.60	.10	.10	.40	.00	.00	.10	.00
				Links 10+	.70	.00	.00	.00	.00	.00	.00	.00	.00	.00
30	2.80	(44,20)	.00	2.80	.00	.40	.80	.10	.10	.40	.00	.00	.10	.00
				Links 10+	.90	.00	.00	.00	.00	.00	.00	.00	.00	.00
31	3.10	(343,19)	.00	3.10	.00	.50	.40	.00	.00	.40	.00	.00	.10	.00
				Links 10+	1.70	.00	.00	.00	.00	.00	.00	.00	.00	.00
32	4.20	(341, 8)	.00	4.20	.00	.00	.70	.00	.00	.40	.00	.00	.10	.00
				Links 10+	3.00	.00	.00	.00	.00	.00	.00	.00	.00	.00
33	4.20	(23,17)	.00	4.20	.00	.30	.60	.00	.00	.10	.50	.00	.00	.00
				Links 10+	2.70	.00	.00	.00	.00	.00	.00	.00	.00	.00
34	3.20	(96,21)	.00	3.20	.00	.50	.60	.00	.00	.00	.50	.00	.00	.10
				Links 10+	1.50	.00	.00	.00	.00	.00	.00	.00	.00	.00
35	2.70	(261,20)	.00	2.70	.00	.30	.70	.00	.00	.10	.50	.00	.00	.10
				Links 10+	1.00	.00	.00	.00	.00	.00	.00	.00	.00	.00
36	2.20	(261,20)	.00	2.20	.00	.20	.80	.00	.00	.20	.40	.00	.00	.00
				Links 10+	.60	.00	.00	.00	.00	.00	.00	.00	.00	.00
37	2.10	(261,20)	.00	2.10	.00	.20	.90	.00	.00	.30	.30	.00	.00	.00
				Links 10+	.40	.00	.00	.00	.00	.00	.00	.00	.00	.00
38	1.90	(44,19)	.00	1.90	.00	.00	1.10	.10	.20	.40	.00	.00	.10	.00
				Links 10+	.00	.00	.00	.00	.00	.00	.00	.00	.00	.00
39	1.90	(264,10)	.00	1.90	.00	.30	.70	.00	.00	.20	.40	.00	.00	.00
				Links 10+	.30	.00	.00	.00	.00	.00	.00	.00	.00	.00
40	1.80	(44,19)	.00	1.80	.00	.00	1.10	.10	.20	.40	.00	.00	.00	.00
				Links 10+	.00	.00	.00	.00	.00	.00	.00	.00	.00	.00
41	1.70	(44,19)	.00	1.70	.00	.00	1.00	.10	.20	.40	.00	.00	.00	.00
				Links 10+	.00	.00	.00	.00	.00	.00	.00	.00	.00	.00
42	1.70	(44,19)	.00	1.70	.00	.00	1.00	.20	.20	.30	.00	.00	.00	.00
				Links 10+	.00	.00	.00	.00	.00	.00	.00	.00	.00	.00
43	1.70	(44,19)	.00	1.70	.00	.00	1.00	.20	.20	.30	.00	.00	.00	.00
				Links 10+	.00	.00	.00	.00	.00	.00	.00	.00	.00	.00

DATE : 7/17/ 8
TIME : 11:25:55

JOB: HSS FDR Air Quality No-Build/35' Jets

RUN: FDR DRIVE BET E 67TH-75TH STS/35' JETS

LINK CONTRIBUTION TABLES

SECOND HIGHEST 1-HOUR AVERAGED LINK CONTRIBUTIONS
IN PARTS PER MILLION (PPM)
INCLUDING AMBIENT BACKGROUND CONCENTRATIONS.

Rcptr No.	Total Conc	Ending Day Hr	Ambient Backgnd	Total Link	Link +1	Link +2	Link +3	Link +4	Link +5	Link +6	Link +7	Link +8	Link +9	Link +10
44	1.70	(44,19)	.00	1.70	.00	.00	1.00	.20	.20	.30	.00	.00	.00	.00
				Links 10+	.00	.00	.00	.00	.00	.00	.00	.00	.00	.00
45	1.80	(44,19)	.00	1.80	.00	.00	1.00	.20	.30	.30	.00	.00	.00	.00
				Links 10+	.00	.00	.00	.00	.00	.00	.00	.00	.00	.00
46	1.70	(44,19)	.00	1.70	.00	.00	.90	.20	.30	.30	.00	.00	.00	.00
				Links 10+	.00	.00	.00	.00	.00	.00	.00	.00	.00	.00
47	1.70	(44,19)	.00	1.70	.00	.00	.90	.30	.30	.20	.00	.00	.00	.00
				Links 10+	.00	.00	.00	.00	.00	.00	.00	.00	.00	.00
48	1.70	(44,19)	.00	1.70	.00	.00	.90	.30	.30	.20	.00	.00	.00	.00
				Links 10+	.00	.00	.00	.00	.00	.00	.00	.00	.00	.00
49	1.70	(44,19)	.00	1.70	.00	.00	.80	.30	.40	.20	.00	.00	.00	.00
				Links 10+	.00	.00	.00	.00	.00	.00	.00	.00	.00	.00
50	1.70	(44,19)	.00	1.70	.00	.00	.80	.40	.40	.10	.00	.00	.00	.00
				Links 10+	.00	.00	.00	.00	.00	.00	.00	.00	.00	.00
51	1.70	(264,10)	.00	1.70	.00	.10	.90	.00	.00	.40	.20	.00	.00	.00
				Links 10+	.10	.00	.00	.00	.00	.00	.00	.00	.00	.00
52	1.60	(44,19)	.00	1.60	.00	.00	.60	.50	.50	.00	.00	.00	.00	.00
				Links 10+	.00	.00	.00	.00	.00	.00	.00	.00	.00	.00
53	1.60	(44,19)	.00	1.60	.00	.00	.50	.60	.50	.00	.00	.00	.00	.00
				Links 10+	.00	.00	.00	.00	.00	.00	.00	.00	.00	.00
54	1.60	(44,19)	.00	1.60	.00	.00	.40	.70	.50	.00	.00	.00	.00	.00
				Links 10+	.00	.00	.00	.00	.00	.00	.00	.00	.00	.00
55	1.60	(261,20)	.00	1.60	.00	.00	1.00	.00	.00	.50	.00	.00	.10	.00
				Links 10+	.00	.00	.00	.00	.00	.00	.00	.00	.00	.00
56	1.60	(261,20)	.00	1.60	.00	.00	1.00	.00	.00	.50	.00	.00	.10	.00
				Links 10+	.00	.00	.00	.00	.00	.00	.00	.00	.00	.00
57	2.50	(348, 8)	.00	2.50	.70	.00	.00	.00	.00	.00	.00	.50	.00	.00
				Links 10+	.00	1.30	.00	.00	.00	.00	.00	.00	.00	.00
58	2.40	(343,19)	.00	2.40	.70	.10	.00	.00	.00	.00	.30	.30	.00	.00
				Links 10+	.00	1.00	.00	.00	.00	.00	.00	.00	.00	.00
59	2.10	(44,20)	.00	2.10	.50	.80	.10	.00	.00	.10	.50	.00	.00	.00
				Links 10+	.00	.10	.00	.00	.00	.00	.00	.00	.00	.00
60	2.10	(313,24)	.00	2.10	.70	.20	.00	.00	.00	.00	.40	.20	.00	.10
				Links 10+	.00	.50	.00	.00	.00	.00	.00	.00	.00	.00

JOB: HSS FDR Air Quality No-Build/35' Jets

RUN: FDR DRIVE BET E 67TH-75TH STS/35' JETS

CALM DURATION FREQUENCY

Hours of Consecutive Calm Winds	Frequency of Occurrence	(Julian day/hour ending) of Significant Occurrences
1	74	(5, 5)(8, 2)(14,10)(22,15)(23,13)(23,20)(24, 6)(24, 9)(25, 3)(26,13) (29,11)(33, 2)(39,22)(40,15)(61, 8)(62,14)(72,16)(72,18)(72,24)(74,17) (75, 3)(76,14)(87,22)(90,12)(92, 4)(92,10)(95, 3)(99,10)(99,22)(100, 5) (106,12)(110,21)(111,21)(113, 4)(119,11)(119,14)(120, 4)(121,14)(122,10)(125,16) (129, 7)(130, 1)(132, 7)(162, 1)(163, 1)(166, 1)(176, 1)(188, 7)(190, 1)(212, 1) (217, 1)(217, 7)(223, 1)(225, 7)(228, 1)(228, 7)(235, 1)(238, 7)(246, 1)(252, 7) (286, 1)(292, 1)(312, 7)(314, 1)(338,13)(339, 7)(339,13)(341, 7)(344, 1)(344,13) (348, 7)(354, 1)(357, 7)(358, 7)
2	9	(14, 8)(25, 1)(61,23)(74,24)(98,24)(99, 8)(105, 2)(115,24)(123, 6)
4	3	(14,16)(31, 8)(55,18)
5	2	(67, 6)(105, 9)
10	1	(304,17)

Program terminated normally

JOB: HSS FDR Air Quality No-Build/35' Jets

RUN: FDR DRIVE BET E 67TH-75TH STS/35' JETS

General Information

Run start date: 1/ 1/ 2 Julian: 1
end date: 12/31/ 2 Julian: 365

A Tier 2 approach was used for input data preparation.

The MODE flag has been set to C for calculating CO averages.

Ambient background concentrations are included in the averages below.

Site & Meteorological Constants

VS = .0 CM/S VD = .0 CM/S Z0 = 175. CM ATIM = 60.

Met. Sfc. Sta. Id & Yr = 72503 2002
Upper Air Sta. Id & Yr = 94703 2002

CAUTION: The input years for the Run and Meteorological data differ. The respective values are: 2 and 2002.

Urban mixing heights were processed.

In 2002, Julian day 1 is a Tuesday.

The patterns from the input file have been assigned as follows:

Pattern # 1 is assigned to Monday.
Pattern # 1 is assigned to Tuesday.
Pattern # 1 is assigned to Wednesday.
Pattern # 1 is assigned to Thursday.
Pattern # 1 is assigned to Friday.
Pattern # 1 is assigned to Saturday.
Pattern # 1 is assigned to Sunday.

Link Data Constants - (Variable data in *.LNK file)

LINK DESCRIPTION	LINK COORDINATES (FT) X1	Y1	X2	Y2	LENGTH (FT)	BRG (DEG)	TYPE	H (FT)	W (FT)	NLANES
1. FDR N/B 67th-68th St*	-132.0	-225.0	15.0	-10.0	260.	34.	AG	.0	36.0	
2. FDR N/B 68th-71st St*	15.0	-10.0	438.0	608.0	749.	34.	AG	.0	36.0	
3. FDR N/B 71st-73rd St*	438.0	608.0	773.0	1098.0	594.	34.	AG	.0	36.0	
4. FDR N/B 73rd-75th St*	773.0	1098.0	1056.0	1625.0	598.	28.	AG	.0	36.0	
5. FDR S/B 75th-73rd St*	743.0	1118.0	1026.0	1645.0	598.	28.	AG	.0	36.0	
6. FDR S/B 73rd-71st St*	408.0	628.0	743.0	1118.0	594.	34.	AG	.0	36.0	

DATE : 7/21/ 8
TIME : 9:59:29

JOB: HSS FDR Air Quality No-Build/35' Jets

RUN: FDR DRIVE BET E 67TH-75TH STS/35' JETS

Link Data Constants - (Variable data in *.LNK file)

LINK DESCRIPTION	LINK COORDINATES (FT) X1	Y1	X2	Y2	LENGTH (FT)	BRG (DEG)	TYPE	H (FT)	W (FT)	NLANES
7. FDR S/B 71st-68th St	-15.0	10.0	408.0	628.0	749.	34.	AG	.0	36.0	
8. FDR S/B 68th-67th St	-162.0	-205.0	-15.0	10.0	260.	34.	AG	.0	36.0	
9. FDR Service Rd 73-71	385.0	644.0	720.0	1134.0	594.	34.	AG	.0	32.0	
10. FDR Service Rd 68-71	-38.0	26.0	385.0	644.0	749.	34.	AG	.0	32.0	
11. FDR N/B 35' Jet 71St	438.0	608.0	458.0	637.0	35.	35.	AG	.0	32.0	
12. FDR S/B 35' Jet 68St	-15.0	10.0	-35.0	-19.0	35.	215.	AG	.0	32.0	

Receptor Data

RECEPTOR	COORDINATES (FT) X	Y	Z
1. RECEPTOR 1	34.0	-23.0	6.0
2. RECEPTOR 2	48.0	-4.0	6.0
3. RECEPTOR 3	62.0	17.0	6.0
4. RECEPTOR 4	75.0	37.0	6.0
5. RECEPTOR 5	89.0	57.0	6.0
6. RECEPTOR 6	103.0	77.0	6.0
7. RECEPTOR 7	117.0	97.0	6.0
8. RECEPTOR 8	130.0	117.0	6.0
9. RECEPTOR 9	144.0	137.0	6.0
10. RECEPTOR 10	158.0	158.0	6.0
11. RECEPTOR 11	172.0	178.0	6.0
12. RECEPTOR 12	186.0	198.0	6.0
13. RECEPTOR 13	199.0	218.0	6.0
14. RECEPTOR 14	213.0	238.0	6.0
15. RECEPTOR 15	227.0	258.0	6.0
16. RECEPTOR 16	241.0	278.0	6.0
17. RECEPTOR 17	255.0	299.0	6.0
18. RECEPTOR 18	268.0	319.0	6.0
19. RECEPTOR 19	282.0	339.0	6.0
20. RECEPTOR 20	296.0	359.0	6.0
21. RECEPTOR 21	310.0	379.0	6.0
22. RECEPTOR 22	323.0	399.0	6.0
23. RECEPTOR 23	337.0	419.0	6.0
24. RECEPTOR 24	351.0	440.0	6.0
25. RECEPTOR 25	365.0	460.0	6.0
26. RECEPTOR 26	379.0	480.0	6.0
27. RECEPTOR 27	392.0	500.0	6.0
28. RECEPTOR 28	406.0	520.0	6.0

JOB: HSS FDR Air Quality No-Build/35' Jets

RUN: FDR DRIVE BET E 67TH-75TH STS/35' JETS

Receptor Data

RECEPTOR	COORDINATES (FT) X	Y	Z
29. RECEPTOR 29	420.0	540.0	6.0
30. RECEPTOR 30	434.0	561.0	6.0
31. RECEPTOR 31	447.0	581.0	6.0
32. RECEPTOR 32	461.0	601.0	6.0
33. RECEPTOR 33	475.0	621.0	6.0
34. RECEPTOR 34	489.0	641.0	6.0
35. RECEPTOR 35	503.0	661.0	6.0
36. RECEPTOR 36	516.0	681.0	6.0
37. RECEPTOR 37	530.0	702.0	6.0
38. RECEPTOR 38	544.0	722.0	6.0
39. RECEPTOR 39	558.0	742.0	6.0
40. RECEPTOR 40	571.0	762.0	6.0
41. RECEPTOR 41	585.0	782.0	6.0
42. RECEPTOR 42	599.0	802.0	6.0
43. RECEPTOR 43	613.0	822.0	6.0
44. RECEPTOR 44	627.0	843.0	6.0
45. RECEPTOR 45	640.0	863.0	6.0
46. RECEPTOR 46	654.0	883.0	6.0
47. RECEPTOR 47	668.0	903.0	6.0
48. RECEPTOR 48	682.0	923.0	6.0
49. RECEPTOR 49	696.0	943.0	6.0
50. RECEPTOR 50	709.0	964.0	6.0
51. RECEPTOR 51	723.0	984.0	6.0
52. RECEPTOR 52	737.0	1004.0	6.0
53. RECEPTOR 53	751.0	1024.0	6.0
54. RECEPTOR 54	764.0	1044.0	6.0
55. RECEPTOR 55	778.0	1064.0	6.0
56. RECEPTOR 56	792.0	1084.0	6.0
57. RECEPTOR 57	20.0	-44.0	6.0
58. RECEPTOR 58	6.0	-64.0	6.0
59. RECEPTOR 59	-7.0	-84.0	6.0
60. RECEPTOR 60	-21.0	-104.0	6.0

DATE : 7/21/ 8
TIME : 9:59:29

JOB: HSS FDR Air Quality No-Build/35' Jets

RUN: FDR DRIVE BET E 67TH-75TH STS/35' JETS

Model Results

Remarks : In search of the wind direction corresponding to the maximum concentration, only the first direction, of the directions with the same maximum concentrations, is indicated as the maximum.

* MAXIMUM HOURLY CONCENTRATIONS WITH ANY AMBIENT BACKGROUND CONCENTRATIONS (BKG) ADDED
(PPM)

	REC1	REC2	REC3	REC4	REC5	REC6	REC7	REC8	REC9	REC10
MAX+BKG	2.5	2.4	2.4	2.4	2.4	2.3	2.2	2.3	2.3	2.3
- BKG	.0	.0	.0	.0	.0	.0	.0	.0	.0	.0
MAX	2.5	2.4	2.4	2.4	2.4	2.3	2.2	2.3	2.3	2.3
WIND DIR	301	258	258	237	237	237	237	237	237	237
JULIAN	11	24	24	21	21	21	21	21	21	21
HOUR	8	17	17	8	8	8	8	8	8	8

	REC11	REC12	REC13	REC14	REC15	REC16	REC17	REC18	REC19	REC20
MAX+BKG	2.2	2.1	2.1	2.1	2.2	2.2	2.0	2.1	2.1	2.1
- BKG	.0	.0	.0	.0	.0	.0	.0	.0	.0	.0
MAX	2.2	2.1	2.1	2.1	2.2	2.2	2.0	2.1	2.1	2.1
WIND DIR	237	237	237	237	237	237	237	237	237	237
JULIAN	21	21	21	21	21	21	21	21	21	21
HOUR	8	8	8	8	8	8	8	8	8	8

	REC21	REC22	REC23	REC24	REC25	REC26	REC27	REC28	REC29	REC30
MAX+BKG	2.1	2.2	2.2	2.2	2.2	2.2	2.2	2.3	2.5	2.9
- BKG	.0	.0	.0	.0	.0	.0	.0	.0	.0	.0
MAX	2.1	2.2	2.2	2.2	2.2	2.2	2.2	2.3	2.5	2.9
WIND DIR	237	237	237	237	237	237	3	21	3	3
JULIAN	21	21	21	21	21	21	304	307	304	304
HOUR	8	8	8	8	8	8	18	21	18	18

	REC31	REC32	REC33	REC34	REC35	REC36	REC37	REC38	REC39	REC40
MAX+BKG	3.7	4.1	4.1	3.8	3.2	2.6	2.3	2.3	2.1	1.9
- BKG	.0	.0	.0	.0	.0	.0	.0	.0	.0	.0
MAX	3.7	4.1	4.1	3.8	3.2	2.6	2.3	2.3	2.1	1.9
WIND DIR	3	352	258	237	237	237	224	226	237	237
JULIAN	304	192	24	21	21	21	208	225	21	21
HOUR	18	16	17	8	8	8	20	7	8	8

JOB: HSS FDR Air Quality No-Build/35' Jets

RUN: FDR DRIVE BET E 67TH-75TH STS/35' JETS

* MAXIMUM HOURLY CONCENTRATIONS WITH ANY AMBIENT BACKGROUND CONCENTRATIONS (BKG) ADDED
(PPM)

	'REC41	REC42	REC43	REC44	REC45	REC46	REC47	REC48	REC49	REC50
MAX+BKG	2.0	2.0	1.9	1.9	1.9	1.9	1.8	1.8	1.8	1.8
- BKG	.0	.0	.0	.0	.0	.0	.0	.0	.0	.0
MAX	2.0	2.0	1.9	1.9	1.9	1.9	1.8	1.8	1.8	1.8
WIND DIR	226	237	237	237	237	237	237	237	224	237
JULIAN	225	21	21	21	21	21	21	21	208	21
HOUR	7	8	8	8	8	8	8	8	20	8

	REC51	REC52	REC53	REC54	REC55	REC56	REC57	REC58	REC59	REC60
MAX+BKG	1.8	1.8	1.8	1.8	1.8	1.8	2.6	2.5	2.5	2.4
- BKG	.0	.0	.0	.0	.0	.0	.0	.0	.0	.0
MAX	1.8	1.8	1.8	1.8	1.8	1.8	2.6	2.5	2.5	2.4
WIND DIR	237	237	3	237	237	237	352	352	352	3
JULIAN	21	21	304	21	21	21	192	192	252	304
HOUR	8	8	18	8	8	8	16	16	8	18

THE HIGHEST CONCENTRATION OF 4.10 PPM OCCURRED AT RECEPTOR REC32.

DATE : 7/21/ 8
TIME : 10:14:12

JOB: HSS FDR Air Quality No-Build/35' Jets

RUN: FDR DRIVE BET E 67TH-75TH STS/35' JETS

==========
Output Section
==========

NOTES PERTAINING TO THE REPORT

1. THE HIGHEST AVERAGE IN EACH OF THE FIRST TWO COLUMNS OF EACH TABLE BELOW ARE SUFFIXED BY AN ASTERISK (*). FOR PM OUTPUT, THERE IS ONLY ONE COLUMN AND ASTERISK FOR THE ANNUAL AVERAGE/PERIOD OF CONCERN TABLE.

2. THE NUMBERS IN PARENTHESES ARE THE JULIAN DAY AND ENDING HOUR FOR THE PRECEDING AVERAGE.

3. THE NUMBER OF CALM HOURS USED IN PRODUCING EACH AVERAGE ARE PREFIXED BY A C.

PRIMARY AVERAGES.

MAXIMUM 8-HOUR RUNNING NONOVERLAPPING AVERAGE CONCENTRATIONS
IN PARTS PER MILLION (PPM),
INCLUDING AMBIENT BACKGROUND CONCENTRATIONS.

Receptor Number	Highest Conc	Highest Ending Day Hr	Highest Calm	Second highest Conc	Second highest Ending Day Hr	Second highest Calm
1	1.40	(238,17)	C 2	1.35	(11,13)	C 0
2	1.20	(238,17)	C 2	1.10	(324,13)	C 0
3	1.12	(304,19)	C 2	1.07	(238,15)	C 2
4	1.17	(304,21)	C 2	1.05	(352,24)	C 2
5	1.17	(304,21)	C 2	1.10	(352,24)	C 2
6	1.15	(304,21)	C 2	1.08	(352,24)	C 2
7	1.12	(304,21)	C 2	1.07	(352,24)	C 2
8	1.18	(304,21)	C 2	1.08	(352,24)	C 2
9	1.13	(304,21)	C 2	1.07	(352,24)	C 2
10	1.17	(304,21)	C 2	1.08	(352,24)	C 2
11	1.13	(304,21)	C 2	1.07	(352,24)	C 2
12	1.10	(352,24)	C 2	1.10	(304,21)	C 2
13	1.18	(304,21)	C 2	1.12	(352,24)	C 2
14	1.15	(304,21)	C 2	1.10	(352,24)	C 2
15	1.10	(304,21)	C 2	1.08	(352,24)	C 2
16	1.12	(304,21)	C 2	1.07	(352,24)	C 2
17	1.08	(304,21)	C 2	1.02	(352,24)	C 2
18	1.13	(304,21)	C 2	1.03	(352,24)	C 2
19	1.08	(304,21)	C 2	1.03	(352,24)	C 2
20	1.03	(352,24)	C 2	1.03	(304,19)	C 2
21	1.03	(352,24)	C 2	1.03	(304,19)	C 2
22	1.08	(304,21)	C 2	1.05	(352,24)	C 2
23	1.08	(304,21)	C 2	1.05	(352,24)	C 2
24	1.08	(304,21)	C 2	1.07	(352,24)	C 2

JOB: HSS FDR Air Quality No-Build/35' Jets RUN: FDR DRIVE BET E 67TH-75TH STS/35' JETS

MAXIMUM 8-HOUR RUNNING NONOVERLAPPING AVERAGE CONCENTRATIONS
IN PARTS PER MILLION (PPM),
INCLUDING AMBIENT BACKGROUND CONCENTRATIONS.

Receptor Number	Highest Conc	Highest Ending Day Hr	Highest Calm	Second highest Conc	Second highest Ending Day Hr	Second highest Calm
25	1.10	(304,21)	C 2	1.08	(352,24)	C 2
26	1.12	(304,21)	C 2	1.08	(352,24)	C 2
27	1.17	(304,21)	C 2	1.15	(267,22)	C 0
28	1.20	(304,21)	C 2	1.15	(267,23)	C 0
29	1.27	(304,21)	C 2	1.21	(267,23)	C 0
30	1.43	(304,19)	C 2	1.38	(267,23)	C 0
31	1.90	(304,19)	C 2	1.80	(252,13)	C 2
32	2.27*	(297,15)	C 1	2.16*	(114,13)	C 1
33	2.07	(238,17)	C 2	1.90	(11,13)	C 0
34	1.58	(27,14)	C 0	1.53	(352,24)	C 2
35	1.33	(352,24)	C 2	1.31	(27,14)	C 0
36	1.23	(352,24)	C 2	1.21	(27,13)	C 0
37	1.17	(352,24)	C 2	1.11	(27,13)	C 0
38	1.08	(352,24)	C 2	1.05	(27,13)	C 0
39	1.02	(352,24)	C 2	.97	(304,21)	C 2
40	1.00	(352,24)	C 2	.97	(304,21)	C 2
41	1.00	(352,24)	C 2	.97	(304,21)	C 2
42	.97	(352,24)	C 2	.97	(304,21)	C 2
43	.93	(304,21)	C 2	.92	(352,24)	C 2
44	.97	(352,24)	C 2	.92	(304,21)	C 2
45	.98	(352,24)	C 2	.97	(304,21)	C 2
46	.97	(352,24)	C 2	.97	(304,21)	C 2
47	.95	(352,24)	C 2	.93	(304,21)	C 2
48	.95	(352,24)	C 2	.88	(304,21)	C 2
49	.95	(352,24)	C 2	.88	(304,21)	C 2
50	.98	(352,24)	C 2	.92	(304,21)	C 2
51	.98	(352,24)	C 2	.90	(304,21)	C 2
52	.98	(352,24)	C 2	.90	(304,21)	C 2
53	.95	(352,24)	C 2	.93	(304,21)	C 2
54	.97	(304,21)	C 2	.95	(352,24)	C 2
55	.95	(304,21)	C 2	.95	(352,24)	C 2
56	.95	(352,24)	C 2	.87	(304,21)	C 2
57	1.39	(297,15)	C 1	1.33	(11,13)	C 0
58	1.37	(304,19)	C 2	1.36	(297,15)	C 1
59	1.27	(304,19)	C 2	1.17	(297,15)	C 1
60	1.18	(304,19)	C 2	1.11	(267,22)	C 0

FIVE HIGHEST 1-HOUR END-TO-END AVERAGE CONCENTRATIONS IN PARTS PER MILLION
INCLUDING AMBIENT BACKGROUND CONCENTRATIONS.

Rcptr No.	Highest Conc	Highest Ending Day Hr	Highest Calm	Second Highest Conc	Second Highest Ending Day Hr	Second Highest Calm	Third Highest Conc	Third Highest Ending Day Hr	Third Highest Calm	Fourth Highest Conc	Fourth Highest Ending Day Hr	Fourth Highest Calm	Fifth Highest Conc	Fifth Highest Ending Day Hr	Fifth Highest Calm
1	2.50	(11, 8)	C 0	2.40	(108, 7)	C 0	2.30	(307,20)	C 0	2.20	(11, 7)	C 0	2.20	(11, 9)	C 0

DATE : 7/21/ 8
TIME : 10:14:12

JOB: HSS FDR Air Quality No-Build/35' Jets

RUN: FDR DRIVE BET E 67TH-75TH STS/35' JETS

FIVE HIGHEST 1-HOUR END-TO-END AVERAGE CONCENTRATIONS IN PARTS PER MILLION
INCLUDING AMBIENT BACKGROUND CONCENTRATIONS.

Rcptr	Highest			Second Highest			Third Highest			Fourth Highest			Fifth Highest		
No.	Conc	Ending Day Hr	Calm	Conc	Ending Day Hr	Calm	Conc	Ending Day Hr	Calm	Conc	Ending Day Hr	Calm	Conc	Ending Day Hr	Calm
2	2.40	(24,17)	C 0	2.00	(192,16)	C 0	2.00	(304,18)	C 0	2.00	(308,15)	C 0	1.90	(19, 9)	C 0
3	2.40	(24,17)	C 0	2.20	(21, 8)	C 0	2.10	(304,18)	C 0	2.10	(308,15)	C 0	2.00	(24, 8)	C 0
4	2.40	(21, 8)	C 0	2.40	(24,17)	C 0	2.20	(308,15)	C 0	2.10	(304,18)	C 0	2.00	(192,16)	C 0
5	2.40	(21, 8)	C 0	2.10	(304,18)	C 0	2.00	(70,17)	C 0	2.00	(24,17)	C 0	2.00	(47,10)	C 0
6	2.30	(21, 8)	C 0	2.10	(304,18)	C 0	2.00	(24,17)	C 0	1.90	(47,10)	C 0	1.90	(225, 7)	C 0
7	2.20	(21, 8)	C 0	2.00	(304,18)	C 0	1.90	(225, 7)	C 0	1.90	(192,16)	C 0	1.90	(47,10)	C 0
8	2.30	(21, 8)	C 0	2.10	(304,18)	C 0	2.00	(307,21)	C 0	1.90	(47,10)	C 0	1.90	(225, 7)	C 0
9	2.30	(21, 8)	C 0	2.10	(304,18)	C 0	2.00	(307,21)	C 0	1.90	(47,10)	C 0	1.90	(225, 7)	C 0
10	2.30	(21, 8)	C 0	2.10	(304,18)	C 0	2.00	(208,20)	C 0	2.00	(47,10)	C 0	2.00	(307,21)	C 0
11	2.20	(21, 8)	C 0	2.10	(304,18)	C 0	2.00	(225, 7)	C 0	1.90	(208,20)	C 0	1.90	(307,21)	C 0
12	2.10	(21, 8)	C 0	2.00	(304,18)	C 0	1.90	(225, 7)	C 0	1.90	(307,21)	C 0	1.90	(192,16)	C 0
13	2.10	(21, 8)	C 0	2.10	(304,18)	C 0	1.90	(225, 7)	C 0	1.90	(307,21)	C 0	1.90	(192,16)	C 0
14	2.10	(21, 8)	C 0	2.00	(225, 7)	C 0	2.00	(304,18)	C 0	1.90	(47,10)	C 0	1.90	(208,20)	C 0
15	2.20	(21, 8)	C 0	2.00	(225, 7)	C 0	1.90	(47,10)	C 0	1.90	(208,20)	C 0	1.90	(304,18)	C 0
16	2.20	(21, 8)	C 0	2.00	(225, 7)	C 0	1.90	(297,19)	C 0	1.90	(47,10)	C 0	1.90	(208,20)	C 0
17	2.00	(21, 8)	C 0	2.00	(225, 7)	C 0	1.90	(297,19)	C 0	1.90	(47,10)	C 0	1.90	(208,20)	C 0
18	2.10	(21, 8)	C 0	2.00	(208,20)	C 0	2.00	(225, 7)	C 0	1.90	(297,19)	C 0	1.90	(307,21)	C 0
19	2.10	(21, 8)	C 0	2.00	(208,20)	C 0	2.00	(225, 7)	C 0	1.90	(116,21)	C 0	1.90	(297,19)	C 0
20	2.10	(21, 8)	C 0	2.10	(208,20)	C 0	2.10	(225, 7)	C 0	1.90	(116,21)	C 0	1.90	(192,16)	C 0
21	2.10	(21, 8)	C 0	2.10	(208,20)	C 0	2.00	(192,16)	C 0	2.00	(225, 7)	C 0	1.80	(116,21)	C 0
22	2.20	(21, 8)	C 0	2.10	(192,16)	C 0	2.10	(208,20)	C 0	2.10	(225, 7)	C 0	1.90	(116,21)	C 0
23	2.20	(21, 8)	C 0	2.10	(192,16)	C 0	2.00	(208,20)	C 0	2.00	(225, 7)	C 0	1.90	(116,21)	C 0
24	2.20	(21, 8)	C 0	2.10	(192,16)	C 0	2.00	(225, 7)	C 0	1.90	(116,21)	C 0	1.90	(304,18)	C 0
25	2.20	(21, 8)	C 0	2.00	(192,16)	C 0	2.00	(225, 7)	C 0	1.90	(307,21)	C 0	1.90	(304,18)	C 0
26	2.20	(21, 8)	C 0	2.10	(307,21)	C 0	2.00	(297,19)	C 0	2.00	(192,16)	C 0	2.00	(225, 7)	C 0
27	2.20	(304,18)	C 0	2.20	(21, 8)	C 0	2.10	(192,16)	C 0	2.00	(116,21)	C 0	2.00	(307,21)	C 0
28	2.30	(307,21)	C 0	2.20	(304,18)	C 0	2.20	(21, 8)	C 0	2.10	(192,16)	C 0	2.00	(116,21)	C 0
29	2.50	(304,18)	C 0	2.40	(307,21)	C 0	2.20	(116,21)	C 0	2.20	(192,16)	C 0	2.20	(21, 8)	C 0
30	2.90	(304,18)	C 0	2.60	(192,16)	C 0	2.60	(307,21)	C 0	2.50	(293,18)	C 0	2.50	(328,20)	C 0
31	3.70	(304,18)	C 0	3.60	(252, 8)	C 0	3.50	(293,18)	C 0	3.30	(328,20)	C 0	3.20	(192,16)	C 0
32	4.10*	(192,16)	C 0	4.10*	(344,17)	C 0	4.10	(352,17)	C 0	3.80	(11, 8)	C 0	3.80	(252, 8)	C 0
33	4.10	(24,17)	C 0	3.70	(21, 8)	C 0	3.60	(11, 8)	C 0	3.60	(308,15)	C 0	3.50	(108, 7)	C 0
34	3.80	(21, 8)	C 0	3.20	(24,17)	C 0	3.20	(47,10)	C 0	3.00	(225, 7)	C 0	3.00	(251,22)	C 0
35	3.20	(21, 8)	C 0	2.80	(47,10)	C 0	2.70	(225, 7)	C 0	2.60	(208,20)	C 0	2.50	(251,22)	C 0
36	2.60	(21, 8)	C 0	2.50	(208,20)	C 0	2.50	(225, 7)	C 0	2.30	(47,10)	C 0	2.20	(27, 8)	C 0
37	2.30	(208,20)	C 0	2.20	(21, 8)	C 0	2.20	(225, 7)	C 0	1.90	(27, 8)	C 0	1.90	(29, 8)	C 0
38	2.30	(225, 7)	C 0	2.10	(208,20)	C 0	2.10	(21, 8)	C 0	2.00	(47,10)	C 0	1.90	(27, 8)	C 0
39	2.10	(21, 8)	C 0	2.10	(208,20)	C 0	2.00	(225, 7)	C 0	1.80	(353,18)	C 0	1.80	(47,10)	C 0
40	1.90	(21, 8)	C 0	1.90	(208,20)	C 0	1.90	(225, 7)	C 0	1.70	(27, 8)	C 0	1.70	(29, 8)	C 0
41	2.00	(225, 7)	C 0	1.90	(208,20)	C 0	1.80	(21, 8)	C 0	1.70	(29, 8)	C 0	1.60	(47,10)	C 0
42	2.00	(21, 8)	C 0	1.90	(208,20)	C 0	1.90	(225, 7)	C 0	1.60	(47,10)	C 0	1.60	(27, 8)	C 0

JOB: HSS FDR Air Quality No-Build/35' Jets

RUN: FDR DRIVE BET E 67TH-75TH STS/35' JETS

FIVE HIGHEST 1-HOUR END-TO-END AVERAGE CONCENTRATIONS IN PARTS PER MILLION
INCLUDING AMBIENT BACKGROUND CONCENTRATIONS.

Rcptr	Highest			Second Highest			Third Highest			Fourth Highest			Fifth Highest		
No.	Conc	Ending Day Hr	Calm	Conc	Ending Day Hr	Calm	Conc	Ending Day Hr	Calm	Conc	Ending Day Hr	Calm	Conc	Ending Day Hr	Calm
43	1.90	(21, 8)	C 0	1.80	(225, 7)	C 0	1.70	(208,20)	C 0	1.70	(192,16)	C 0	1.60	(47,10)	C 0
44	1.90	(21, 8)	C 0	1.80	(225, 7)	C 0	1.70	(47,10)	C 0	1.70	(208,20)	C 0	1.70	(192,16)	C 0
45	1.90	(21, 8)	C 0	1.80	(192,16)	C 0	1.80	(208,20)	C 0	1.80	(225, 7)	C 0	1.70	(47,10)	C 0
46	1.90	(21, 8)	C 0	1.80	(192,16)	C 0	1.80	(208,20)	C 0	1.80	(225, 7)	C 0	1.70	(47,10)	C 0
47	1.80	(21, 8)	C 0	1.80	(208,20)	C 0	1.70	(47,10)	C 0	1.70	(192,16)	C 0	1.70	(225, 7)	C 0
48	1.80	(21, 8)	C 0	1.80	(208,20)	C 0	1.70	(47,10)	C 0	1.70	(192,16)	C 0	1.70	(225, 7)	C 0
49	1.80	(208,20)	C 0	1.70	(21, 8)	C 0	1.70	(225, 7)	C 0	1.60	(307,21)	C 0	1.60	(47,10)	C 0
50	1.80	(21, 8)	C 0	1.80	(225, 7)	C 0	1.70	(208,20)	C 0	1.60	(47,10)	C 0	1.60	(192,16)	C 0
51	1.80	(21, 8)	C 0	1.80	(225, 7)	C 0	1.70	(208,20)	C 0	1.60	(27, 8)	C 0	1.60	(47,10)	C 0
52	1.80	(21, 8)	C 0	1.80	(304,18)	C 0	1.60	(192,16)	C 0	1.60	(27, 8)	C 0	1.60	(47,10)	C 0
53	1.80	(304,18)	C 0	1.70	(21, 8)	C 0	1.60	(27, 8)	C 0	1.60	(47,10)	C 0	1.60	(208,20)	C 0
54	1.80	(21, 8)	C 0	1.80	(304,18)	C 0	1.70	(208,20)	C 0	1.70	(225, 7)	C 0	1.60	(27, 8)	C 0
55	1.80	(21, 8)	C 0	1.80	(304,18)	C 0	1.70	(192,16)	C 0	1.70	(208,20)	C 0	1.70	(225, 7)	C 0
56	1.80	(21, 8)	C 0	1.70	(208,20)	C 0	1.70	(225, 7)	C 0	1.60	(47,10)	C 0	1.60	(304,18)	C 0
57	2.60	(192,16)	C 0	2.50	(11, 8)	C 0	2.50	(286,19)	C 0	2.30	(114, 7)	C 0	2.20	(11, 7)	C 0
58	2.50	(192,16)	C 0	2.50	(344,17)	C 0	2.50	(352,17)	C 0	2.40	(293,18)	C 0	2.20	(252, 8)	C 0
59	2.50	(252, 8)	C 0	2.40	(293,18)	C 0	2.40	(304,18)	C 0	2.20	(192,16)	C 0	2.10	(328,20)	C 0
60	2.40	(304,18)	C 0	2.10	(192,16)	C 0	2.10	(328,20)	C 0	2.10	(252, 8)	C 0	2.00	(293,18)	C 0

MAXIMUM 8-HOUR AVERAGED LINK CONTRIBUTIONS
IN PARTS PER MILLION (PPM)
INCLUDING AMBIENT BACKGROUND CONCENTRATIONS.

Rcptr No.	Total Conc	Ending Day Hr	Ambient Backgnd	Total Link	Link +1	Link +2	Link +3	Link +4	Link +5	Link +6	Link +7	Link +8	Link +9	Link +10
1	1.40	(238,17)	.00	1.40	.25	.27	.00	.00	.00	.00	.13	.18	.00	.00
			Links	10+	.00	.57	.00	.00	.00	.00	.00	.00	.00	.00
2	1.20	(238,17)	.00	1.20	.03	.57	.00	.00	.00	.00	.25	.07	.00	.00
			Links	10+	.00	.28	.00	.00	.00	.00	.00	.00	.00	.00
3	1.12	(304,19)	.00	1.12	.00	.70	.02	.00	.00	.02	.37	.00	.00	.02
			Links	10+	.00	.00	.00	.00	.00	.00	.00	.00	.00	.00
4	1.17	(304,21)	.00	1.17	.07	.68	.02	.00	.00	.02	.30	.03	.00	.02
			Links	10+	.00	.03	.00	.00	.00	.00	.00	.00	.00	.00
5	1.17	(304,21)	.00	1.17	.05	.70	.02	.00	.00	.02	.30	.03	.00	.02
			Links	10+	.00	.03	.00	.00	.00	.00	.00	.00	.00	.00
6	1.15	(304,21)	.00	1.15	.03	.68	.02	.00	.00	.02	.32	.03	.00	.02
			Links	10+	.00	.03	.00	.00	.00	.00	.00	.00	.00	.00
7	1.12	(304,21)	.00	1.12	.03	.67	.02	.00	.00	.02	.30	.03	.00	.02
			Links	10+	.00	.03	.00	.00	.00	.00	.00	.00	.00	.00

DATE : 7/21/ 8
TIME : 10:14:12

JOB: HSS FDR Air Quality No-Build/35' Jets

RUN: FDR DRIVE BET E 67TH-75TH STS/35' JETS

LINK CONTRIBUTION TABLES

MAXIMUM 8-HOUR AVERAGED LINK CONTRIBUTIONS
IN PARTS PER MILLION (PPM)
INCLUDING AMBIENT BACKGROUND CONCENTRATIONS.

Rcptr No.	Total Conc	Ending Day Hr	Ambient Backgnd	Total Link	Link +1	Link +2	Link +3	Link +4	Link +5	Link +6	Link +7	Link +8	Link +9	Link +10
8	1.18	(304,21)	.00	1.18	.02	.73	.02	.00	.00	.02	.32	.03	.00	.02
				Links 10+	.00	.03	.00	.00	.00	.00	.00	.00	.00	.00
9	1.13	(304,21)	.00	1.13	.02	.70	.02	.00	.00	.02	.33	.02	.00	.02
				Links 10+	.00	.02	.00	.00	.00	.00	.00	.00	.00	.00
10	1.17	(304,21)	.00	1.17	.02	.73	.02	.00	.00	.02	.33	.02	.00	.02
				Links 10+	.00	.02	.00	.00	.00	.00	.00	.00	.00	.00
11	1.13	(304,21)	.00	1.13	.02	.70	.02	.00	.00	.02	.33	.02	.00	.02
				Links 10+	.00	.02	.00	.00	.00	.00	.00	.00	.00	.00
12	1.10	(352,24)	.00	1.10	.05	.68	.00	.00	.00	.00	.27	.05	.00	.00
				Links 10+	.00	.05	.00	.00	.00	.00	.00	.00	.00	.00
13	1.18	(304,21)	.00	1.18	.02	.73	.02	.00	.00	.02	.35	.02	.00	.02
				Links 10+	.00	.02	.00	.00	.00	.00	.00	.00	.00	.00
14	1.15	(304,21)	.00	1.15	.02	.72	.02	.00	.00	.02	.33	.02	.00	.02
				Links 10+	.00	.02	.00	.00	.00	.00	.00	.00	.00	.00
15	1.10	(304,21)	.00	1.10	.02	.70	.02	.00	.00	.02	.30	.02	.00	.02
				Links 10+	.00	.02	.00	.00	.00	.00	.00	.00	.00	.00
16	1.12	(304,21)	.00	1.12	.02	.70	.02	.00	.00	.02	.30	.02	.00	.02
				Links 10+	.02	.02	.00	.00	.00	.00	.00	.00	.00	.00
17	1.08	(304,21)	.00	1.08	.00	.70	.02	.00	.00	.02	.30	.02	.00	.00
				Links 10+	.02	.02	.00	.00	.00	.00	.00	.00	.00	.00
18	1.13	(304,21)	.00	1.13	.00	.73	.02	.00	.00	.02	.32	.02	.00	.00
				Links 10+	.02	.02	.00	.00	.00	.00	.00	.00	.00	.00
19	1.08	(304,21)	.00	1.08	.00	.70	.02	.00	.00	.02	.32	.02	.00	.00
				Links 10+	.02	.00	.00	.00	.00	.00	.00	.00	.00	.00
20	1.03	(352,24)	.00	1.03	.00	.72	.00	.00	.00	.00	.32	.00	.00	.00
				Links 10+	.00	.00	.00	.00	.00	.00	.00	.00	.00	.00
21	1.03	(352,24)	.00	1.03	.00	.72	.00	.00	.00	.00	.32	.00	.00	.00
				Links 10+	.00	.00	.00	.00	.00	.00	.00	.00	.00	.00
22	1.08	(304,21)	.00	1.08	.00	.70	.03	.00	.02	.03	.28	.00	.00	.00
				Links 10+	.02	.00	.00	.00	.00	.00	.00	.00	.00	.00
23	1.08	(304,21)	.00	1.08	.00	.70	.03	.00	.02	.05	.27	.00	.00	.00
				Links 10+	.02	.00	.00	.00	.00	.00	.00	.00	.00	.00
24	1.08	(304,21)	.00	1.08	.00	.68	.03	.00	.02	.05	.28	.00	.00	.00
				Links 10+	.02	.00	.00	.00	.00	.00	.00	.00	.00	.00
25	1.10	(304,21)	.00	1.10	.00	.68	.03	.00	.02	.05	.27	.00	.00	.00
				Links 10+	.05	.00	.00	.00	.00	.00	.00	.00	.00	.00
26	1.12	(304,21)	.00	1.12	.00	.67	.07	.00	.02	.05	.27	.00	.00	.00
				Links 10+	.05	.00	.00	.00	.00	.00	.00	.00	.00	.00

JOB: HSS FDR Air Quality No-Build/35' Jets

RUN: FDR DRIVE BET E 67TH-75TH STS/35' JETS

LINK CONTRIBUTION TABLES

MAXIMUM 8-HOUR AVERAGED LINK CONTRIBUTIONS
IN PARTS PER MILLION (PPM)
INCLUDING AMBIENT BACKGROUND CONCENTRATIONS.

Rcptr No.	Total Conc	Ending Day Hr	Ambient Backgnd	Total Link	Link +1	Link +2	Link +3	Link +4	Link +5	Link +6	Link +7	Link +8	Link +9	Link +10
27	1.17	(304,21)	.00	1.17	.00	.67	.07	.02	.02	.07	.23	.00	.02	.00
			Links	10+	.08	.00	.00	.00	.00	.00	.00	.00	.00	.00
28	1.20	(304,21)	.00	1.20	.00	.63	.08	.02	.02	.10	.22	.00	.02	.00
			Links	10+	.12	.00	.00	.00	.00	.00	.00	.00	.00	.00
29	1.27	(304,21)	.00	1.27	.00	.60	.12	.02	.02	.13	.18	.00	.02	.00
			Links	10+	.18	.00	.00	.00	.00	.00	.00	.00	.00	.00
30	1.43	(304,19)	.00	1.43	.00	.45	.20	.02	.02	.20	.10	.00	.02	.00
			Links	10+	.43	.00	.00	.00	.00	.00	.00	.00	.00	.00
31	1.90	(304,19)	.00	1.90	.00	.27	.33	.02	.02	.23	.05	.00	.03	.00
			Links	10+	.95	.00	.00	.00	.00	.00	.00	.00	.00	.00
32	2.27	(297,15)	.00	2.27	.00	.03	.47	.00	.00	.27	.03	.00	.01	.00
			Links	10+	1.46	.00	.00	.00	.00	.00	.00	.00	.00	.00
33	2.07	(238,17)	.00	2.07	.00	.02	.45	.00	.00	.23	.05	.00	.00	.00
			Links	10+	1.32	.00	.00	.00	.00	.00	.00	.00	.00	.00
34	1.58	(27,14)	.00	1.58	.00	.32	.24	.00	.00	.01	.30	.00	.00	.00
			Links	10+	.70	.00	.00	.00	.00	.00	.00	.00	.00	.00
35	1.33	(352,24)	.00	1.33	.00	.25	.38	.00	.00	.08	.20	.00	.02	.00
			Links	10+	.40	.00	.00	.00	.00	.00	.00	.00	.00	.00
36	1.23	(352,24)	.00	1.23	.00	.22	.43	.00	.00	.10	.18	.00	.02	.00
			Links	10+	.28	.00	.00	.00	.00	.00	.00	.00	.00	.00
37	1.17	(352,24)	.00	1.17	.00	.18	.47	.00	.00	.13	.17	.00	.02	.00
			Links	10+	.20	.00	.00	.00	.00	.00	.00	.00	.00	.00
38	1.08	(352,24)	.00	1.08	.00	.15	.48	.00	.00	.15	.15	.00	.02	.00
			Links	10+	.13	.00	.00	.00	.00	.00	.00	.00	.00	.00
39	1.02	(352,24)	.00	1.02	.00	.12	.48	.00	.00	.15	.13	.00	.02	.00
			Links	10+	.12	.00	.00	.00	.00	.00	.00	.00	.00	.00
40	1.00	(352,24)	.00	1.00	.00	.12	.52	.00	.00	.15	.13	.00	.02	.00
			Links	10+	.07	.00	.00	.00	.00	.00	.00	.00	.00	.00
41	1.00	(352,24)	.00	1.00	.00	.10	.52	.00	.00	.18	.12	.00	.02	.00
			Links	10+	.07	.00	.00	.00	.00	.00	.00	.00	.00	.00
42	.97	(352,24)	.00	.97	.00	.08	.52	.00	.00	.18	.10	.00	.02	.00
			Links	10+	.07	.00	.00	.00	.00	.00	.00	.00	.00	.00
43	.93	(304,21)	.00	.93	.00	.03	.55	.02	.02	.23	.03	.00	.03	.00
			Links	10+	.02	.00	.00	.00	.00	.00	.00	.00	.00	.00
44	.97	(352,24)	.00	.97	.00	.07	.55	.00	.00	.22	.07	.00	.02	.00
			Links	10+	.05	.00	.00	.00	.00	.00	.00	.00	.00	.00
45	.98	(352,24)	.00	.98	.00	.07	.57	.00	.00	.22	.07	.00	.02	.00
			Links	10+	.05	.00	.00	.00	.00	.00	.00	.00	.00	.00

DATE : 7/21/ 8
TIME : 10:14:12

JOB: HSS FDR Air Quality No-Build/35' Jets

RUN: FDR DRIVE BET E 67TH-75TH STS/35' JETS

LINK CONTRIBUTION TABLES

MAXIMUM 8-HOUR AVERAGED LINK CONTRIBUTIONS
IN PARTS PER MILLION (PPM)
INCLUDING AMBIENT BACKGROUND CONCENTRATIONS.

Rcptr No.	Total Conc	Ending Day Hr	Ambient Backgnd	Total Link	Link +1	Link +2	Link +3	Link +4	Link +5	Link +6	Link +7	Link +8	Link +9	Link +10
46	.97	(352,24)	.00	.97	.00	.07	.57	.00	.00	.23	.07	.00	.02	.00
			Links	10+	.02	.00	.00	.00	.00	.00	.00	.00	.00	.00
47	.95	(352,24)	.00	.95	.00	.07	.57	.00	.00	.23	.07	.00	.02	.00
			Links	10+	.00	.00	.00	.00	.00	.00	.00	.00	.00	.00
48	.95	(352,24)	.00	.95	.00	.07	.57	.00	.00	.23	.07	.00	.02	.00
			Links	10+	.00	.00	.00	.00	.00	.00	.00	.00	.00	.00
49	.95	(352,24)	.00	.95	.00	.07	.57	.00	.00	.23	.07	.00	.02	.00
			Links	10+	.00	.00	.00	.00	.00	.00	.00	.00	.00	.00
50	.98	(352,24)	.00	.98	.00	.07	.58	.00	.00	.25	.07	.00	.02	.00
			Links	10+	.00	.00	.00	.00	.00	.00	.00	.00	.00	.00
51	.98	(352,24)	.00	.98	.00	.07	.58	.00	.00	.25	.07	.00	.02	.00
			Links	10+	.00	.00	.00	.00	.00	.00	.00	.00	.00	.00
52	.98	(352,24)	.00	.98	.00	.07	.58	.00	.00	.25	.07	.00	.02	.00
			Links	10+	.00	.00	.00	.00	.00	.00	.00	.00	.00	.00
53	.95	(352,24)	.00	.95	.00	.05	.58	.00	.00	.25	.05	.00	.02	.00
			Links	10+	.00	.00	.00	.00	.00	.00	.00	.00	.00	.00
54	.97	(304,21)	.00	.97	.00	.02	.45	.18	.18	.12	.02	.00	.00	.00
			Links	10+	.00	.00	.00	.00	.00	.00	.00	.00	.00	.00
55	.95	(304,21)	.00	.95	.00	.02	.35	.27	.23	.07	.02	.00	.00	.00
			Links	10+	.00	.00	.00	.00	.00	.00	.00	.00	.00	.00
56	.95	(352,24)	.00	.95	.00	.05	.48	.10	.08	.18	.05	.00	.00	.00
			Links	10+	.00	.00	.00	.00	.00	.00	.00	.00	.00	.00
57	1.39	(297,15)	.00	1.39	.33	.23	.00	.00	.00	.00	.26	.13	.00	.00
			Links	10+	.00	.44	.00	.00	.00	.00	.00	.00	.00	.00
58	1.37	(304,19)	.00	1.37	.40	.22	.00	.00	.00	.00	.25	.12	.00	.02
			Links	10+	.00	.37	.00	.00	.00	.00	.00	.00	.00	.00
59	1.27	(304,19)	.00	1.27	.43	.15	.00	.00	.00	.00	.17	.17	.00	.00
			Links	10+	.00	.35	.00	.00	.00	.00	.00	.00	.00	.00
60	1.18	(304,19)	.00	1.18	.47	.12	.00	.00	.00	.00	.12	.22	.00	.00
			Links	10+	.00	.27	.00	.00	.00	.00	.00	.00	.00	.00

JOB: HSS FDR Air Quality No-Build/35' Jets

RUN: FDR DRIVE BET E 67TH-75TH STS/35' JETS

LINK CONTRIBUTION TABLES

SECOND HIGHEST 8-HOUR AVERAGED LINK CONTRIBUTIONS
IN PARTS PER MILLION (PPM)
INCLUDING AMBIENT BACKGROUND CONCENTRATIONS.

Rcptr No.	Total Conc	Ending Day Hr	Ambient Backgnd	Total Link	Link +1	Link +2	Link +3	Link +4	Link +5	Link +6	Link +7	Link +8	Link +9	Link +10
1	1.35	(11,13)	.00	1.35	.20	.26	.00	.00	.00	.00	.14	.15	.00	.00
				Links 10+	.00	.60	.00	.00	.00	.00	.00	.00	.00	.00
2	1.10	(324,13)	.00	1.10	.04	.48	.00	.00	.00	.00	.25	.09	.00	.00
				Links 10+	.00	.25	.00	.00	.00	.00	.00	.00	.00	.00
3	1.07	(238,15)	.00	1.07	.00	.63	.00	.00	.00	.00	.35	.02	.00	.00
				Links 10+	.00	.07	.00	.00	.00	.00	.00	.00	.00	.00
4	1.05	(352,24)	.00	1.05	.17	.48	.00	.00	.00	.00	.12	.15	.00	.00
				Links 10+	.00	.13	.00	.00	.00	.00	.00	.00	.00	.00
5	1.10	(352,24)	.00	1.10	.13	.53	.00	.00	.00	.00	.15	.15	.00	.00
				Links 10+	.00	.13	.00	.00	.00	.00	.00	.00	.00	.00
6	1.08	(352,24)	.00	1.08	.12	.57	.00	.00	.00	.00	.17	.12	.00	.00
				Links 10+	.00	.12	.00	.00	.00	.00	.00	.00	.00	.00
7	1.07	(352,24)	.00	1.07	.08	.58	.00	.00	.00	.00	.20	.10	.00	.00
				Links 10+	.00	.10	.00	.00	.00	.00	.00	.00	.00	.00
8	1.08	(352,24)	.00	1.08	.07	.63	.00	.00	.00	.00	.22	.08	.00	.00
				Links 10+	.00	.08	.00	.00	.00	.00	.00	.00	.00	.00
9	1.07	(352,24)	.00	1.07	.07	.63	.00	.00	.00	.00	.22	.08	.00	.00
				Links 10+	.00	.07	.00	.00	.00	.00	.00	.00	.00	.00
10	1.08	(352,24)	.00	1.08	.07	.65	.00	.00	.00	.00	.23	.07	.00	.00
				Links 10+	.00	.07	.00	.00	.00	.00	.00	.00	.00	.00
11	1.07	(352,24)	.00	1.07	.05	.67	.00	.00	.00	.00	.25	.05	.00	.00
				Links 10+	.00	.05	.00	.00	.00	.00	.00	.00	.00	.00
12	1.10	(304,21)	.00	1.10	.02	.68	.02	.00	.00	.02	.32	.02	.00	.02
				Links 10+	.00	.02	.00	.00	.00	.00	.00	.00	.00	.00
13	1.12	(352,24)	.00	1.12	.05	.68	.00	.00	.00	.00	.28	.05	.00	.00
				Links 10+	.00	.05	.00	.00	.00	.00	.00	.00	.00	.00
14	1.10	(352,24)	.00	1.10	.03	.68	.00	.00	.00	.00	.30	.05	.00	.00
				Links 10+	.00	.03	.00	.00	.00	.00	.00	.00	.00	.00
15	1.08	(352,24)	.00	1.08	.02	.68	.00	.00	.00	.00	.30	.05	.00	.00
				Links 10+	.00	.03	.00	.00	.00	.00	.00	.00	.00	.00
16	1.07	(352,24)	.00	1.07	.00	.68	.00	.00	.00	.00	.30	.05	.00	.00
				Links 10+	.00	.03	.00	.00	.00	.00	.00	.00	.00	.00
17	1.02	(352,24)	.00	1.02	.00	.68	.00	.00	.00	.00	.30	.02	.00	.00
				Links 10+	.00	.02	.00	.00	.00	.00	.00	.00	.00	.00
18	1.03	(352,24)	.00	1.03	.00	.72	.00	.00	.00	.00	.32	.00	.00	.00
				Links 10+	.00	.00	.00	.00	.00	.00	.00	.00	.00	.00
19	1.03	(352,24)	.00	1.03	.00	.72	.00	.00	.00	.00	.32	.00	.00	.00
				Links 10+	.00	.00	.00	.00	.00	.00	.00	.00	.00	.00

DATE : 7/21/ 8
TIME : 10:14:12

JOB: HSS FDR Air Quality No-Build/35' Jets

RUN: FDR DRIVE BET E 67TH-75TH STS/35' JETS

LINK CONTRIBUTION TABLES

SECOND HIGHEST 8-HOUR AVERAGED LINK CONTRIBUTIONS
IN PARTS PER MILLION (PPM)
INCLUDING AMBIENT BACKGROUND CONCENTRATIONS.

Rcptr No.	Total Conc	Ending Day Hr	Ambient Backgnd	Total Link	Link +1	Link +2	Link +3	Link +4	Link +5	Link +6	Link +7	Link +8	Link +9	Link +10
20	1.03	(304,19)	.00	1.03	.00	.65	.02	.00	.00	.02	.33	.00	.00	.00
				Links 10+	.02	.00	.00	.00	.00	.00	.00	.00	.00	.00
21	1.03	(304,19)	.00	1.03	.00	.65	.02	.00	.00	.02	.33	.00	.00	.00
				Links 10+	.02	.00	.00	.00	.00	.00	.00	.00	.00	.00
22	1.05	(352,24)	.00	1.05	.00	.73	.00	.00	.00	.00	.32	.00	.00	.00
				Links 10+	.00	.00	.00	.00	.00	.00	.00	.00	.00	.00
23	1.05	(352,24)	.00	1.05	.00	.73	.00	.00	.00	.00	.32	.00	.00	.00
				Links 10+	.00	.00	.00	.00	.00	.00	.00	.00	.00	.00
24	1.07	(352,24)	.00	1.07	.00	.75	.00	.00	.00	.00	.32	.00	.00	.00
				Links 10+	.00	.00	.00	.00	.00	.00	.00	.00	.00	.00
25	1.08	(352,24)	.00	1.08	.00	.73	.00	.00	.00	.00	.35	.00	.00	.00
				Links 10+	.00	.00	.00	.00	.00	.00	.00	.00	.00	.00
26	1.08	(352,24)	.00	1.08	.00	.73	.00	.00	.00	.00	.35	.00	.00	.00
				Links 10+	.00	.00	.00	.00	.00	.00	.00	.00	.00	.00
27	1.15	(267,22)	.00	1.15	.00	.54	.14	.01	.01	.16	.14	.00	.00	.00
				Links 10+	.15	.00	.00	.00	.00	.00	.00	.00	.00	.00
28	1.15	(267,23)	.00	1.15	.00	.45	.20	.01	.01	.18	.08	.00	.00	.00
				Links 10+	.22	.00	.00	.00	.00	.00	.00	.00	.00	.00
29	1.21	(267,23)	.00	1.21	.00	.39	.24	.01	.01	.19	.03	.00	.01	.00
				Links 10+	.34	.00	.00	.00	.00	.00	.00	.00	.00	.00
30	1.38	(267,23)	.00	1.38	.00	.26	.33	.01	.03	.23	.00	.00	.01	.00
				Links 10+	.51	.00	.00	.00	.00	.00	.00	.00	.00	.00
31	1.80	(252,13)	.00	1.80	.00	.27	.27	.00	.00	.23	.07	.00	.03	.00
				Links 10+	.93	.00	.00	.00	.00	.00	.00	.00	.00	.00
32	2.16	(114,13)	.00	2.16	.00	.14	.33	.00	.00	.19	.14	.00	.00	.00
				Links 10+	1.36	.00	.00	.00	.00	.00	.00	.00	.00	.00
33	1.90	(11,13)	.00	1.90	.00	.00	.41	.00	.01	.24	.00	.00	.03	.00
				Links 10+	1.21	.00	.00	.00	.00	.00	.00	.00	.00	.00
34	1.53	(352,24)	.00	1.53	.00	.33	.32	.00	.00	.07	.23	.00	.02	.00
				Links 10+	.57	.00	.00	.00	.00	.00	.00	.00	.00	.00
35	1.31	(27,14)	.00	1.31	.00	.24	.31	.00	.00	.04	.26	.00	.00	.00
				Links 10+	.46	.00	.00	.00	.00	.00	.00	.00	.00	.00
36	1.21	(27,13)	.00	1.21	.00	.23	.34	.00	.00	.08	.24	.00	.00	.00
				Links 10+	.34	.00	.00	.00	.00	.00	.00	.00	.00	.00
37	1.11	(27,13)	.00	1.11	.00	.19	.39	.00	.00	.10	.21	.00	.00	.00
				Links 10+	.23	.00	.00	.00	.00	.00	.00	.00	.00	.00
38	1.05	(27,13)	.00	1.05	.00	.15	.40	.00	.00	.13	.20	.00	.00	.00
				Links 10+	.18	.00	.00	.00	.00	.00	.00	.00	.00	.00

JOB: HSS FDR Air Quality No-Build/35' Jets

RUN: FDR DRIVE BET E 67TH-75TH STS/35' JETS

LINK CONTRIBUTION TABLES

SECOND HIGHEST 8-HOUR AVERAGED LINK CONTRIBUTIONS
IN PARTS PER MILLION (PPM)
INCLUDING AMBIENT BACKGROUND CONCENTRATIONS.

Rcptr No.	Total Conc	Ending Day Hr	Ambient Backgnd	Total Link	Link +1	Link +2	Link +3	Link +4	Link +5	Link +6	Link +7	Link +8	Link +9	Link +10
39	.97	(304,21)	.00	.97	.00	.03	.57	.02	.02	.22	.05	.00	.03	.00
			Links	10+	.03	.00	.00	.00	.00	.00	.00	.00	.00	.00
40	.97	(304,21)	.00	.97	.00	.03	.57	.02	.02	.23	.03	.00	.03	.00
			Links	10+	.03	.00	.00	.00	.00	.00	.00	.00	.00	.00
41	.97	(304,21)	.00	.97	.00	.03	.57	.02	.02	.25	.03	.00	.03	.00
			Links	10+	.02	.00	.00	.00	.00	.00	.00	.00	.00	.00
42	.97	(304,21)	.00	.97	.00	.03	.58	.02	.02	.23	.03	.00	.03	.00
			Links	10+	.02	.00	.00	.00	.00	.00	.00	.00	.00	.00
43	.92	(352,24)	.00	.92	.00	.07	.52	.00	.00	.20	.07	.00	.02	.00
			Links	10+	.05	.00	.00	.00	.00	.00	.00	.00	.00	.00
44	.92	(304,21)	.00	.92	.00	.02	.57	.02	.02	.22	.03	.00	.03	.00
			Links	10+	.02	.00	.00	.00	.00	.00	.00	.00	.00	.00
45	.97	(304,21)	.00	.97	.00	.02	.58	.02	.05	.23	.02	.00	.03	.00
			Links	10+	.02	.00	.00	.00	.00	.00	.00	.00	.00	.00
46	.97	(304,21)	.00	.97	.00	.02	.57	.03	.05	.23	.02	.00	.03	.00
			Links	10+	.02	.00	.00	.00	.00	.00	.00	.00	.00	.00
47	.93	(304,21)	.00	.93	.00	.02	.55	.03	.05	.22	.02	.00	.03	.00
			Links	10+	.02	.00	.00	.00	.00	.00	.00	.00	.00	.00
48	.88	(304,21)	.00	.88	.00	.02	.53	.03	.05	.20	.02	.00	.03	.00
			Links	10+	.00	.00	.00	.00	.00	.00	.00	.00	.00	.00
49	.88	(304,21)	.00	.88	.00	.02	.52	.05	.05	.20	.02	.00	.03	.00
			Links	10+	.00	.00	.00	.00	.00	.00	.00	.00	.00	.00
50	.92	(304,21)	.00	.92	.00	.02	.53	.05	.07	.22	.02	.00	.02	.00
			Links	10+	.00	.00	.00	.00	.00	.00	.00	.00	.00	.00
51	.90	(304,21)	.00	.90	.00	.02	.52	.07	.10	.18	.02	.00	.00	.00
			Links	10+	.00	.00	.00	.00	.00	.00	.00	.00	.00	.00
52	.90	(304,21)	.00	.90	.00	.02	.50	.08	.12	.17	.02	.00	.00	.00
			Links	10+	.00	.00	.00	.00	.00	.00	.00	.00	.00	.00
53	.93	(304,21)	.00	.93	.00	.02	.47	.13	.15	.15	.02	.00	.00	.00
			Links	10+	.00	.00	.00	.00	.00	.00	.00	.00	.00	.00
54	.95	(352,24)	.00	.95	.00	.05	.58	.00	.02	.25	.05	.00	.00	.00
			Links	10+	.00	.00	.00	.00	.00	.00	.00	.00	.00	.00
55	.95	(352,24)	.00	.95	.00	.05	.57	.02	.05	.22	.05	.00	.00	.00
			Links	10+	.00	.00	.00	.00	.00	.00	.00	.00	.00	.00
56	.87	(304,21)	.00	.87	.00	.02	.15	.40	.23	.05	.02	.00	.00	.00
			Links	10+	.00	.00	.00	.00	.00	.00	.00	.00	.00	.00
57	1.33	(11,13)	.00	1.32	.35	.08	.00	.00	.00	.00	.04	.24	.00	.00
			Links	10+	.00	.62	.00	.00	.00	.00	.00	.00	.00	.00

DATE : 7/21/ 8
TIME : 10:14:12

JOB: HSS FDR Air Quality No-Build/35' Jets

RUN: FDR DRIVE BET E 67TH-75TH STS/35' JETS

LINK CONTRIBUTION TABLES

SECOND HIGHEST 8-HOUR AVERAGED LINK CONTRIBUTIONS
IN PARTS PER MILLION (PPM)
INCLUDING AMBIENT BACKGROUND CONCENTRATIONS.

Rcptr No.	Total Conc	Ending Day Hr	Ambient Backgnd	Total Link	Link +1	Link +2	Link +3	Link +4	Link +5	Link +6	Link +7	Link +8	Link +9	Link +10
58	1.36	(297,15)	.00	1.36	.41	.11	.00	.00	.00	.00	.19	.19	.00	.00
				Links 10+	.00	.46	.00	.00	.00	.00	.00	.00	.00	.00
59	1.17	(297,15)	.00	1.17	.43	.06	.00	.00	.00	.00	.10	.26	.00	.00
				Links 10+	.00	.33	.00	.00	.00	.00	.00	.00	.00	.00
60	1.11	(267,22)	.00	1.11	.39	.21	.00	.00	.00	.00	.22	.10	.00	.00
				Links 10+	.00	.19	.00	.00	.00	.00	.00	.00	.00	.00

MAXIMUM 1-HOUR AVERAGED LINK CONTRIBUTIONS
IN PARTS PER MILLION (PPM)
INCLUDING AMBIENT BACKGROUND CONCENTRATIONS.

Rcptr No.	Total Conc	Ending Day Hr	Ambient Backgnd	Total Link	Link +1	Link +2	Link +3	Link +4	Link +5	Link +6	Link +7	Link +8	Link +9	Link +10
1	2.50	(11, 8)	.00	2.50	.40	.40	.00	.00	.00	.00	.20	.30	.00	.00
				Links 10+	.00	1.20	.00	.00	.00	.00	.00	.00	.00	.00
2	2.40	(24,17)	.00	2.40	.40	.60	.00	.00	.00	.00	.00	.50	.00	.00
				Links 10+	.00	.90	.00	.00	.00	.00	.00	.00	.00	.00
3	2.40	(24,17)	.00	2.40	.10	.90	.00	.00	.00	.00	.20	.30	.00	.00
				Links 10+	.00	.90	.00	.00	.00	.00	.00	.00	.00	.00
4	2.40	(21, 8)	.00	2.40	.30	1.00	.00	.00	.00	.00	.10	.40	.00	.00
				Links 10+	.00	.60	.00	.00	.00	.00	.00	.00	.00	.00
5	2.40	(21, 8)	.00	2.40	.20	1.10	.00	.00	.00	.00	.20	.40	.00	.00
				Links 10+	.00	.50	.00	.00	.00	.00	.00	.00	.00	.00
6	2.30	(21, 8)	.00	2.30	.20	1.10	.00	.00	.00	.00	.30	.30	.00	.00
				Links 10+	.00	.40	.00	.00	.00	.00	.00	.00	.00	.00
7	2.20	(21, 8)	.00	2.20	.10	1.20	.00	.00	.00	.00	.40	.20	.00	.00
				Links 10+	.00	.30	.00	.00	.00	.00	.00	.00	.00	.00
8	2.30	(21, 8)	.00	2.30	.10	1.20	.00	.00	.00	.00	.50	.20	.00	.00
				Links 10+	.00	.30	.00	.00	.00	.00	.00	.00	.00	.00
9	2.30	(21, 8)	.00	2.30	.10	1.30	.00	.00	.00	.00	.50	.20	.00	.00
				Links 10+	.00	.20	.00	.00	.00	.00	.00	.00	.00	.00
10	2.30	(21, 8)	.00	2.30	.10	1.30	.00	.00	.00	.00	.60	.10	.00	.00
				Links 10+	.00	.20	.00	.00	.00	.00	.00	.00	.00	.00
11	2.20	(21, 8)	.00	2.20	.10	1.30	.00	.00	.00	.00	.60	.10	.00	.00
				Links 10+	.00	.10	.00	.00	.00	.00	.00	.00	.00	.00
12	2.10	(21, 8)	.00	2.10	.00	1.30	.00	.00	.00	.00	.60	.10	.00	.00
				Links 10+	.00	.10	.00	.00	.00	.00	.00	.00	.00	.00

JOB: HSS FDR Air Quality No-Build/35' Jets

RUN: FDR DRIVE BET E 67TH-75TH STS/35' JETS

LINK CONTRIBUTION TABLES

MAXIMUM 1-HOUR AVERAGED LINK CONTRIBUTIONS
IN PARTS PER MILLION (PPM)
INCLUDING AMBIENT BACKGROUND CONCENTRATIONS.

Rcptr No.	Total Conc	Ending Day Hr	Ambient Backgnd	Total Link	Link +1	Link +2	Link +3	Link +4	Link +5	Link +6	Link +7	Link +8	Link +9	Link +10
13	2.10	(21, 8)	.00	2.10	.00	1.30	.00	.00	.00	.00	.60	.10	.00	.00
				Links 10+	.00	.10	.00	.00	.00	.00	.00	.00	.00	.00
14	2.10	(21, 8)	.00	2.10	.00	1.30	.00	.00	.00	.00	.60	.10	.00	.00
				Links 10+	.00	.10	.00	.00	.00	.00	.00	.00	.00	.00
15	2.20	(21, 8)	.00	2.20	.00	1.30	.00	.00	.00	.00	.70	.10	.00	.00
				Links 10+	.00	.10	.00	.00	.00	.00	.00	.00	.00	.00
16	2.20	(21, 8)	.00	2.20	.00	1.30	.00	.00	.00	.00	.70	.10	.00	.00
				Links 10+	.00	.10	.00	.00	.00	.00	.00	.00	.00	.00
17	2.00	(21, 8)	.00	2.00	.00	1.30	.00	.00	.00	.00	.70	.00	.00	.00
				Links 10+	.00	.00	.00	.00	.00	.00	.00	.00	.00	.00
18	2.10	(21, 8)	.00	2.10	.00	1.40	.00	.00	.00	.00	.70	.00	.00	.00
				Links 10+	.00	.00	.00	.00	.00	.00	.00	.00	.00	.00
19	2.10	(21, 8)	.00	2.10	.00	1.40	.00	.00	.00	.00	.70	.00	.00	.00
				Links 10+	.00	.00	.00	.00	.00	.00	.00	.00	.00	.00
20	2.10	(21, 8)	.00	2.10	.00	1.40	.00	.00	.00	.00	.70	.00	.00	.00
				Links 10+	.00	.00	.00	.00	.00	.00	.00	.00	.00	.00
21	2.10	(21, 8)	.00	2.10	.00	1.40	.00	.00	.00	.00	.70	.00	.00	.00
				Links 10+	.00	.00	.00	.00	.00	.00	.00	.00	.00	.00
22	2.20	(21, 8)	.00	2.20	.00	1.40	.00	.00	.00	.00	.70	.00	.00	.10
				Links 10+	.00	.00	.00	.00	.00	.00	.00	.00	.00	.00
23	2.20	(21, 8)	.00	2.20	.00	1.40	.00	.00	.00	.00	.70	.00	.00	.10
				Links 10+	.00	.00	.00	.00	.00	.00	.00	.00	.00	.00
24	2.20	(21, 8)	.00	2.20	.00	1.40	.00	.00	.00	.00	.70	.00	.00	.10
				Links 10+	.00	.00	.00	.00	.00	.00	.00	.00	.00	.00
25	2.20	(21, 8)	.00	2.20	.00	1.40	.00	.00	.00	.00	.70	.00	.00	.10
				Links 10+	.00	.00	.00	.00	.00	.00	.00	.00	.00	.00
26	2.20	(21, 8)	.00	2.20	.00	1.40	.00	.00	.00	.00	.70	.00	.00	.10
				Links 10+	.00	.00	.00	.00	.00	.00	.00	.00	.00	.00
27	2.20	(304,18)	.00	2.20	.00	1.20	.10	.00	.00	.20	.40	.00	.10	.00
				Links 10+	.20	.00	.00	.00	.00	.00	.00	.00	.00	.00
28	2.30	(307,21)	.00	2.30	.00	.80	.40	.00	.10	.30	.10	.00	.10	.00
				Links 10+	.50	.00	.00	.00	.00	.00	.00	.00	.00	.00
29	2.50	(304,18)	.00	2.50	.00	1.00	.20	.00	.00	.40	.20	.00	.10	.00
				Links 10+	.60	.00	.00	.00	.00	.00	.00	.00	.00	.00
30	2.90	(304,18)	.00	2.90	.00	.80	.40	.00	.00	.50	.00	.00	.10	.00
				Links 10+	1.10	.00	.00	.00	.00	.00	.00	.00	.00	.00
31	3.70	(304,18)	.00	3.70	.00	.30	.70	.00	.00	.50	.00	.00	.10	.00
				Links 10+	2.10	.00	.00	.00	.00	.00	.00	.00	.00	.00

DATE : 7/21/ 8
TIME : 10:14:12

JOB: HSS FDR Air Quality No-Build/35' Jets

RUN: FDR DRIVE BET E 67TH-75TH STS/35' JETS

LINK CONTRIBUTION TABLES

MAXIMUM 1-HOUR AVERAGED LINK CONTRIBUTIONS
IN PARTS PER MILLION (PPM)
INCLUDING AMBIENT BACKGROUND CONCENTRATIONS.

Rcptr No.	Total Conc	Ending Day Hr	Ambient Backgnd	Total Link	Link +1	Link +2	Link +3	Link +4	Link +5	Link +6	Link +7	Link +8	Link +9	Link +10
32	4.10	(192,16)	.00	4.10	.00	.10	1.00	.00	.00	.50	.00	.00	.10	.00
				Links 10+	2.40	.00	.00	.00	.00	.00	.00	.00	.00	.00
33	4.10	(24,17)	.00	4.10	.00	.40	.60	.00	.00	.10	.50	.00	.00	.00
				Links 10+	2.50	.00	.00	.00	.00	.00	.00	.00	.00	.00
34	3.80	(21, 8)	.00	3.80	.00	.60	.60	.00	.00	.00	.70	.00	.00	.10
				Links 10+	1.80	.00	.00	.00	.00	.00	.00	.00	.00	.00
35	3.20	(21, 8)	.00	3.20	.00	.40	.80	.00	.00	.10	.60	.00	.00	.10
				Links 10+	1.20	.00	.00	.00	.00	.00	.00	.00	.00	.00
36	2.60	(21, 8)	.00	2.60	.00	.30	.90	.00	.00	.20	.50	.00	.00	.00
				Links 10+	.70	.00	.00	.00	.00	.00	.00	.00	.00	.00
37	2.30	(208,20)	.00	2.30	.00	.50	.70	.00	.00	.10	.50	.00	.00	.00
				Links 10+	.50	.00	.00	.00	.00	.00	.00	.00	.00	.00
38	2.30	(225, 7)	.00	2.30	.00	.40	.80	.00	.00	.20	.50	.00	.00	.00
				Links 10+	.40	.00	.00	.00	.00	.00	.00	.00	.00	.00
39	2.10	(21, 8)	.00	2.10	.00	.20	1.00	.00	.00	.40	.30	.00	.00	.00
				Links 10+	.20	.00	.00	.00	.00	.00	.00	.00	.00	.00
40	1.90	(21, 8)	.00	1.90	.00	.10	1.00	.00	.00	.40	.20	.00	.00	.00
				Links 10+	.20	.00	.00	.00	.00	.00	.00	.00	.00	.00
41	2.00	(225, 7)	.00	2.00	.00	.30	.90	.00	.00	.30	.30	.00	.00	.00
				Links 10+	.20	.00	.00	.00	.00	.00	.00	.00	.00	.00
42	2.00	(21, 8)	.00	2.00	.00	.10	1.00	.00	.00	.50	.20	.00	.10	.00
				Links 10+	.10	.00	.00	.00	.00	.00	.00	.00	.00	.00
43	1.90	(21, 8)	.00	1.90	.00	.10	1.00	.00	.00	.50	.10	.00	.10	.00
				Links 10+	.10	.00	.00	.00	.00	.00	.00	.00	.00	.00
44	1.90	(21, 8)	.00	1.90	.00	.10	1.00	.00	.00	.50	.10	.00	.10	.00
				Links 10+	.10	.00	.00	.00	.00	.00	.00	.00	.00	.00
45	1.90	(21, 8)	.00	1.90	.00	.10	1.10	.00	.00	.50	.10	.00	.10	.00
				Links 10+	.00	.00	.00	.00	.00	.00	.00	.00	.00	.00
46	1.90	(21, 8)	.00	1.90	.00	.10	1.10	.00	.00	.50	.10	.00	.10	.00
				Links 10+	.00	.00	.00	.00	.00	.00	.00	.00	.00	.00
47	1.80	(21, 8)	.00	1.80	.00	.00	1.10	.00	.00	.50	.10	.00	.10	.00
				Links 10+	.00	.00	.00	.00	.00	.00	.00	.00	.00	.00
48	1.80	(21, 8)	.00	1.80	.00	.00	1.10	.00	.00	.50	.10	.00	.10	.00
				Links 10+	.00	.00	.00	.00	.00	.00	.00	.00	.00	.00
49	1.80	(208,20)	.00	1.80	.00	.20	1.00	.00	.00	.30	.20	.00	.00	.00
				Links 10+	.10	.00	.00	.00	.00	.00	.00	.00	.00	.00
50	1.80	(21, 8)	.00	1.80	.00	.00	1.10	.00	.00	.50	.10	.00	.10	.00
				Links 10+	.00	.00	.00	.00	.00	.00	.00	.00	.00	.00

JOB: HSS FDR Air Quality No-Build/35' Jets

RUN: FDR DRIVE BET E 67TH-75TH STS/35' JETS

LINK CONTRIBUTION TABLES

MAXIMUM 1-HOUR AVERAGED LINK CONTRIBUTIONS
IN PARTS PER MILLION (PPM)
INCLUDING AMBIENT BACKGROUND CONCENTRATIONS.

Rcptr No.	Total Conc	Ending Day Hr	Ambient Backgnd	Total Link	Link +1	Link +2	Link +3	Link +4	Link +5	Link +6	Link +7	Link +8	Link +9	Link +10
51	1.80	(21, 8)	.00	1.80	.00	.00	1.10	.00	.00	.50	.10	.00	.10	.00
			Links	10+	.00	.00	.00	.00	.00	.00	.00	.00	.00	.00
52	1.80	(21, 8)	.00	1.80	.00	.00	1.10	.00	.00	.50	.10	.00	.10	.00
			Links	10+	.00	.00	.00	.00	.00	.00	.00	.00	.00	.00
53	1.80	(304,18)	.00	1.80	.00	.00	.80	.30	.50	.20	.00	.00	.00	.00
			Links	10+	.00	.00	.00	.00	.00	.00	.00	.00	.00	.00
54	1.80	(21, 8)	.00	1.80	.00	.00	1.10	.00	.00	.60	.00	.00	.10	.00
			Links	10+	.00	.00	.00	.00	.00	.00	.00	.00	.00	.00
55	1.80	(21, 8)	.00	1.80	.00	.00	1.10	.00	.00	.60	.00	.00	.10	.00
			Links	10+	.00	.00	.00	.00	.00	.00	.00	.00	.00	.00
56	1.80	(21, 8)	.00	1.80	.00	.00	1.10	.00	.00	.60	.00	.00	.10	.00
			Links	10+	.00	.00	.00	.00	.00	.00	.00	.00	.00	.00
57	2.60	(192,16)	.00	2.60	.60	.60	.00	.00	.00	.00	.50	.20	.00	.00
			Links	10+	.00	.70	.00	.00	.00	.00	.00	.00	.00	.00
58	2.50	(192,16)	.00	2.50	.70	.40	.00	.00	.00	.00	.40	.30	.00	.00
			Links	10+	.00	.70	.00	.00	.00	.00	.00	.00	.00	.00
59	2.50	(252, 8)	.00	2.50	.80	.10	.00	.00	.00	.00	.30	.30	.00	.00
			Links	10+	.00	1.00	.00	.00	.00	.00	.00	.00	.00	.00
60	2.40	(304,18)	.00	2.40	.90	.20	.00	.00	.00	.00	.30	.30	.00	.00
			Links	10+	.00	.70	.00	.00	.00	.00	.00	.00	.00	.00

SECOND HIGHEST 1-HOUR AVERAGED LINK CONTRIBUTIONS
IN PARTS PER MILLION (PPM)
INCLUDING AMBIENT BACKGROUND CONCENTRATIONS.

Rcptr No.	Total Conc	Ending Day Hr	Ambient Backgnd	Total Link	Link +1	Link +2	Link +3	Link +4	Link +5	Link +6	Link +7	Link +8	Link +9	Link +10
1	2.40	(108, 7)	.00	2.40	.40	.30	.00	.00	.00	.00	.20	.30	.00	.00
			Links	10+	.00	1.20	.00	.00	.00	.00	.00	.00	.00	.00
2	2.00	(192,16)	.00	2.00	.00	1.30	.00	.00	.00	.00	.70	.00	.00	.00
			Links	10+	.00	.00	.00	.00	.00	.00	.00	.00	.00	.00
3	2.20	(21, 8)	.00	2.20	.50	.70	.00	.00	.00	.00	.00	.50	.00	.00
			Links	10+	.00	.50	.00	.00	.00	.00	.00	.00	.00	.00
4	2.40	(24,17)	.00	2.40	.10	1.10	.00	.00	.00	.00	.40	.20	.00	.00
			Links	10+	.00	.60	.00	.00	.00	.00	.00	.00	.00	.00
5	2.10	(304,18)	.00	2.10	.00	1.30	.00	.00	.00	.00	.70	.00	.00	.10
			Links	10+	.00	.00	.00	.00	.00	.00	.00	.00	.00	.00

JOB: HSS FDR Air Quality No-Build/35' Jets

RUN: FDR DRIVE BET E 67TH-75TH STS/35' JETS

LINK CONTRIBUTION TABLES

SECOND HIGHEST 1-HOUR AVERAGED LINK CONTRIBUTIONS
IN PARTS PER MILLION (PPM)
INCLUDING AMBIENT BACKGROUND CONCENTRATIONS.

Rcptr No.	Total Conc	Ending Day Hr	Ambient Backgnd	Total Link	Link +1	Link +2	Link +3	Link +4	Link +5	Link +6	Link +7	Link +8	Link +9	Link +10
6	2.10	(304,18)	.00	2.10	.00	1.30	.00	.00	.00	.00	.70	.00	.00	.10
				Links 10+	.00	.00	.00	.00	.00	.00	.00	.00	.00	.00
7	2.00	(304,18)	.00	2.00	.00	1.20	.00	.00	.00	.00	.70	.00	.00	.10
				Links 10+	.00	.00	.00	.00	.00	.00	.00	.00	.00	.00
8	2.10	(304,18)	.00	2.10	.00	1.30	.00	.00	.00	.00	.70	.00	.00	.10
				Links 10+	.00	.00	.00	.00	.00	.00	.00	.00	.00	.00
9	2.10	(304,18)	.00	2.10	.00	1.30	.00	.00	.00	.00	.70	.00	.00	.10
				Links 10+	.00	.00	.00	.00	.00	.00	.00	.00	.00	.00
10	2.10	(304,18)	.00	2.10	.00	1.30	.00	.00	.00	.00	.70	.00	.00	.10
				Links 10+	.00	.00	.00	.00	.00	.00	.00	.00	.00	.00
11	2.10	(304,18)	.00	2.10	.00	1.30	.00	.00	.00	.00	.70	.00	.00	.10
				Links 10+	.00	.00	.00	.00	.00	.00	.00	.00	.00	.00
12	2.00	(304,18)	.00	2.00	.00	1.20	.00	.00	.00	.00	.70	.00	.00	.10
				Links 10+	.00	.00	.00	.00	.00	.00	.00	.00	.00	.00
13	2.10	(304,18)	.00	2.10	.00	1.30	.00	.00	.00	.00	.70	.00	.00	.10
				Links 10+	.00	.00	.00	.00	.00	.00	.00	.00	.00	.00
14	2.00	(225, 7)	.00	2.00	.10	1.20	.00	.00	.00	.00	.50	.10	.00	.00
				Links 10+	.00	.10	.00	.00	.00	.00	.00	.00	.00	.00
15	2.00	(225, 7)	.00	2.00	.10	1.20	.00	.00	.00	.00	.50	.10	.00	.00
				Links 10+	.00	.10	.00	.00	.00	.00	.00	.00	.00	.00
16	2.00	(225, 7)	.00	2.00	.10	1.20	.00	.00	.00	.00	.50	.10	.00	.00
				Links 10+	.00	.10	.00	.00	.00	.00	.00	.00	.00	.00
17	2.00	(225, 7)	.00	2.00	.10	1.20	.00	.00	.00	.00	.50	.10	.00	.00
				Links 10+	.00	.10	.00	.00	.00	.00	.00	.00	.00	.00
18	2.00	(208,20)	.00	2.00	.10	1.30	.00	.00	.00	.00	.40	.10	.00	.00
				Links 10+	.00	.10	.00	.00	.00	.00	.00	.00	.00	.00
19	2.00	(208,20)	.00	2.00	.10	1.30	.00	.00	.00	.00	.40	.10	.00	.00
				Links 10+	.00	.10	.00	.00	.00	.00	.00	.00	.00	.00
20	2.10	(208,20)	.00	2.10	.10	1.30	.00	.00	.00	.00	.50	.10	.00	.00
				Links 10+	.00	.10	.00	.00	.00	.00	.00	.00	.00	.00
21	2.10	(208,20)	.00	2.10	.10	1.30	.00	.00	.00	.00	.50	.10	.00	.00
				Links 10+	.00	.10	.00	.00	.00	.00	.00	.00	.00	.00
22	2.10	(192,16)	.00	2.10	.00	1.30	.10	.00	.00	.10	.60	.00	.00	.00
				Links 10+	.00	.00	.00	.00	.00	.00	.00	.00	.00	.00
23	2.10	(192,16)	.00	2.10	.00	1.20	.10	.00	.00	.10	.60	.00	.00	.00
				Links 10+	.10	.00	.00	.00	.00	.00	.00	.00	.00	.00
24	2.10	(192,16)	.00	2.10	.00	1.20	.10	.00	.00	.10	.60	.00	.00	.00
				Links 10+	.10	.00	.00	.00	.00	.00	.00	.00	.00	.00

JOB: HSS FDR Air Quality No-Build/35' Jets

RUN: FDR DRIVE BET E 67TH-75TH STS/35' JETS

LINK CONTRIBUTION TABLES

SECOND HIGHEST 1-HOUR AVERAGED LINK CONTRIBUTIONS
IN PARTS PER MILLION (PPM)
INCLUDING AMBIENT BACKGROUND CONCENTRATIONS.

Rcptr No.	Total Conc	Ending Day Hr	Ambient Backgnd	Total Link	Link +1	Link +2	Link +3	Link +4	Link +5	Link +6	Link +7	Link +8	Link +9	Link +10
25	2.00	(192,16)	.00	2.00	.00	1.20	.10	.00	.00	.10	.50	.00	.00	.00
			Links	10+	.10	.00	.00	.00	.00	.00	.00	.00	.00	.00
26	2.10	(307,21)	.00	2.10	.00	.90	.30	.00	.10	.30	.20	.00	.00	.00
			Links	10+	.30	.00	.00	.00	.00	.00	.00	.00	.00	.00
27	2.20	(21, 8)	.00	2.20	.00	1.40	.00	.00	.00	.00	.70	.00	.00	.10
			Links	10+	.00	.00	.00	.00	.00	.00	.00	.00	.00	.00
28	2.20	(304,18)	.00	2.20	.00	1.10	.10	.00	.00	.30	.30	.00	.10	.00
			Links	10+	.30	.00	.00	.00	.00	.00	.00	.00	.00	.00
29	2.40	(307,21)	.00	2.40	.00	.60	.50	.00	.10	.40	.00	.00	.10	.00
			Links	10+	.70	.00	.00	.00	.00	.00	.00	.00	.00	.00
30	2.60	(192,16)	.00	2.60	.00	.90	.40	.00	.00	.30	.30	.00	.00	.00
			Links	10+	.70	.00	.00	.00	.00	.00	.00	.00	.00	.00
31	3.60	(252, 8)	.00	3.60	.00	.40	.50	.00	.00	.50	.00	.00	.10	.00
			Links	10+	2.10	.00	.00	.00	.00	.00	.00	.00	.00	.00
32	4.10	(344,17)	.00	4.10	.00	.00	.70	.00	.00	.40	.00	.00	.10	.00
			Links	10+	2.90	.00	.00	.00	.00	.00	.00	.00	.00	.00
33	3.70	(21, 8)	.00	3.70	.00	.90	.40	.00	.00	.00	.70	.00	.00	.10
			Links	10+	1.60	.00	.00	.00	.00	.00	.00	.00	.00	.00
34	3.20	(24,17)	.00	3.20	.00	.10	.80	.00	.00	.20	.30	.00	.00	.00
			Links	10+	1.80	.00	.00	.00	.00	.00	.00	.00	.00	.00
35	2.80	(47,10)	.00	2.80	.00	.40	.60	.00	.00	.10	.60	.00	.00	.10
			Links	10+	1.00	.00	.00	.00	.00	.00	.00	.00	.00	.00
36	2.50	(208,20)	.00	2.50	.00	.60	.60	.00	.00	.10	.50	.00	.00	.00
			Links	10+	.70	.00	.00	.00	.00	.00	.00	.00	.00	.00
37	2.20	(21, 8)	.00	2.20	.00	.20	.90	.00	.00	.30	.40	.00	.00	.00
			Links	10+	.40	.00	.00	.00	.00	.00	.00	.00	.00	.00
38	2.10	(208,20)	.00	2.10	.00	.40	.80	.00	.00	.10	.40	.00	.00	.00
			Links	10+	.40	.00	.00	.00	.00	.00	.00	.00	.00	.00
39	2.10	(208,20)	.00	2.10	.00	.40	.80	.00	.00	.20	.40	.00	.00	.00
			Links	10+	.30	.00	.00	.00	.00	.00	.00	.00	.00	.00
40	1.90	(208,20)	.00	1.90	.00	.30	.90	.00	.00	.20	.30	.00	.00	.00
			Links	10+	.20	.00	.00	.00	.00	.00	.00	.00	.00	.00
41	1.90	(208,20)	.00	1.90	.00	.30	.90	.00	.00	.20	.30	.00	.00	.00
			Links	10+	.20	.00	.00	.00	.00	.00	.00	.00	.00	.00
42	1.90	(208,20)	.00	1.90	.00	.30	.90	.00	.00	.20	.30	.00	.00	.00
			Links	10+	.20	.00	.00	.00	.00	.00	.00	.00	.00	.00
43	1.80	(225, 7)	.00	1.80	.00	.20	.90	.00	.00	.30	.30	.00	.00	.00
			Links	10+	.10	.00	.00	.00	.00	.00	.00	.00	.00	.00

JOB: HSS FDR Air Quality No-Build/35' Jets

RUN: FDR DRIVE BET.E 67TH-75TH STS/35' JETS

LINK CONTRIBUTION TABLES

SECOND HIGHEST 1-HOUR AVERAGED LINK CONTRIBUTIONS
IN PARTS PER MILLION (PPM)
INCLUDING AMBIENT BACKGROUND CONCENTRATIONS.

Rcptr No.	Total Conc	Ending Day Hr	Ambient Backgnd	Total Link	Link +1	Link +2	Link +3	Link +4	Link +5	Link +6	Link +7	Link +8	Link +9	Link +10
44	1.80	(225, 7)	.00	1.80	.00	.20	.90	.00	.00	.30	.30	.00	.00	.00
				Links 10+	.10	.00	.00	.00	.00	.00	.00	.00	.00	.00
45	1.80	(192,16)	.00	1.80	.00	.00	1.00	.10	.10	.50	.00	.00	.10	.00
				Links 10+	.00	.00	.00	.00	.00	.00	.00	.00	.00	.00
46	1.80	(192,16)	.00	1.80	.00	.00	1.00	.10	.10	.50	.00	.00	.10	.00
				Links 10+	.00	.00	.00	.00	.00	.00	.00	.00	.00	.00
47	1.80	(208,20)	.00	1.80	.00	.20	1.00	.00	.00	.30	.20	.00	.00	.00
				Links 10+	.10	.00	.00	.00	.00	.00	.00	.00	.00	.00
48	1.80	(208,20)	.00	1.80	.00	.20	1.00	.00	.00	.30	.20	.00	.00	.00
				Links 10+	.10	.00	.00	.00	.00	.00	.00	.00	.00	.00
49	1.70	(21, 8)	.00	1.70	.00	.00	1.00	.00	.00	.50	.10	.00	.10	.00
				Links 10+	.00	.00	.00	.00	.00	.00	.00	.00	.00	.00
50	1.80	(225, 7)	.00	1.80	.00	.10	1.00	.00	.00	.40	.20	.00	.00	.00
				Links 10+	.10	.00	.00	.00	.00	.00	.00	.00	.00	.00
51	1.80	(225, 7)	.00	1.80	.00	.10	1.00	.00	.00	.40	.20	.00	.00	.00
				Links 10+	.10	.00	.00	.00	.00	.00	.00	.00	.00	.00
52	1.80	(304,18)	.00	1.80	.00	.00	.90	.20	.40	.30	.00	.00	.00	.00
				Links 10+	.00	.00	.00	.00	.00	.00	.00	.00	.00	.00
53	1.70	(21, 8)	.00	1.70	.00	.00	1.10	.00	.00	.50	.00	.00	.10	.00
				Links 10+	.00	.00	.00	.00	.00	.00	.00	.00	.00	.00
54	1.80	(304,18)	.00	1.80	.00	.00	.70	.40	.60	.10	.00	.00	.00	.00
				Links 10+	.00	.00	.00	.00	.00	.00	.00	.00	.00	.00
55	1.80	(304,18)	.00	1.80	.00	.00	.40	.70	.70	.00	.00	.00	.00	.00
				Links 10+	.00	.00	.00	.00	.00	.00	.00	.00	.00	.00
56	1.70	(208,20)	.00	1.70	.00	.10	1.00	.00	.00	.40	.10	.00	.10	.00
				Links 10+	.00	.00	.00	.00	.00	.00	.00	.00	.00	.00
57	2.50	(11, 8)	.00	2.50	.70	.00	.00	.00	.00	.00	.00	.50	.00	.00
				Links 10+	.00	1.30	.00	.00	.00	.00	.00	.00	.00	.00
58	2.50	(344,17)	.00	2.50	.70	.00	.00	.00	.00	.00	.10	.40	.00	.00
				Links 10+	.00	1.30	.00	.00	.00	.00	.00	.00	.00	.00
59	2.40	(293,18)	.00	2.40	.80	.10	.00	.00	.00	.00	.20	.30	.00	.00
				Links 10+	.00	1.00	.00	.00	.00	.00	.00	.00	.00	.00
60	2.10	(192,16)	.00	2.10	.90	.20	.00	.00	.00	.00	.20	.40	.00	.00
				Links 10+	.00	.40	.00	.00	.00	.00	.00	.00	.00	.00

JOB: HSS FDR Air Quality No-Build/35' Jets RUN: FDR DRIVE BET E 67TH-75TH STS/35' JETS

CALM DURATION FREQUENCY

Hours of Consecutive Calm Winds	Frequency of Occurrence	(Julian day/hour ending) of Significant Occurrences
1	95	(29, 7)(38,12)(47, 5)(51, 3)(52, 6)(59,23)(61, 4)(66,21)(73, 1)(75, 6) (78, 5)(83, 9)(88, 5)(90,19)(97, 8)(103, 2)(104,11)(106,14)(107, 9)(108, 4) (108, 8)(110, 2)(110,12)(110,16)(111,12)(114, 1)(114, 6)(116, 1)(119, 3)(121, 1) (125,11)(125,13)(129,23)(130, 1)(133, 3)(159, 1)(159, 4)(167,22)(168,22)(169, 5) (177,10)(180,16)(181, 2)(183,12)(192,17)(196, 8)(200,18)(212,16)(212,24)(213,24) (215,10)(215,24)(216, 2)(222,14)(225, 4)(225, 8)(231,12)(238, 5)(242,22)(247, 5) (249,13)(249,24)(250, 2)(250, 4)(250, 8)(251,24)(252, 7)(252,10)(253, 4)(254, 4) (260,15)(260,19)(260,24)(273, 1)(273, 4)(282, 2)(286,18)(290,15)(294, 1)(294, 3) (297,11)(297,22)(304,14)(304,19)(311,23)(323,11)(325, 2)(325,13)(328,21)(329, 9) (330,16)(331, 1)(344,11)(352,16)(356,13)
2	23	(38,15)(50,10)(50,14)(108,12)(117, 7)(152, 1)(167, 6)(170, 2)(179,22)(190,22) (199, 1)(213, 4)(238,11)(238,23)(246,10)(251, 8)(251,11)(252, 4)(273, 7)(329, 6) (339, 2)(343,13)(352,19)
3	8	(45, 9)(48, 1)(66,11)(130, 7)(150, 7)(239, 3)(352,13)(354, 5)
4	4	(97,13)(127,24)(177, 8)(256, 5)
5	2	(73,15)(262, 5)
7	1	(11, 1)
9	1	(169,18)
10	1	(170,20)
16	1	(299,11)

Program terminated normally

JOB: HSS FDR Air Quality No-Build/35' Jets

RUN: FDR DRIVE BET E 67TH-75TH STS/35' JETS

General Information

Run start date: 1/ 1/ 3 Julian: 1
end date: 12/31/ 3 Julian: 365

A Tier 2 approach was used for input data preparation.

The MODE flag has been set to C for calculating CO averages.

Ambient background concentrations are included in the averages below.

Site & Meteorological Constants

VS = .0 CM/S VD = .0 CM/S Z0 = 175. CM ATIM = 60.

Met. Sfc. Sta. Id & Yr = 72503 2003
Upper Air Sta. Id & Yr = 94703 2003

CAUTION: The input years for the Run and Meteorological data
differ. The respective values are: 3 and 2003.

Urban mixing heights were processed.

In 2003, Julian day 1 is a Wednesday.

The patterns from the input file
have been assigned as follows:

Pattern # 1 is assigned to Monday.
Pattern # 1 is assigned to Tuesday.
Pattern # 1 is assigned to Wednesday.
Pattern # 1 is assigned to Thursday.
Pattern # 1 is assigned to Friday.
Pattern # 1 is assigned to Saturday.
Pattern # 1 is assigned to Sunday.

Link Data Constants - (Variable data in *.LNK file)

LINK DESCRIPTION	LINK COORDINATES (FT) X1	Y1	X2	Y2	LENGTH (FT)	BRG (DEG)	TYPE	H (FT)	W (FT)	NLANES
1. FDR N/B 67th-68th St*	-132.0	-225.0	15.0	-10.0	260.	34.	AG	.0	36.0	
2. FDR N/B 68th-71st St*	15.0	-10.0	438.0	608.0	749.	34.	AG	.0	36.0	
3. FDR N/B 71st-73rd St*	438.0	608.0	773.0	1098.0	594.	34.	AG	.0	36.0	
4. FDR N/B 73rd-75th St*	773.0	1098.0	1056.0	1625.0	598.	28.	AG	.0	36.0	
5. FDR S/B 75th-73rd St*	743.0	1118.0	1026.0	1645.0	598.	28.	AG	.0	36.0	
6. FDR S/B 73rd-71st St*	408.0	628.0	743.0	1118.0	594.	34.	AG	.0	36.0	

JOB: HSS FDR Air Quality No-Build/35' Jets RUN: FDR DRIVE BET E 67TH-75TH STS/35' JETS

Link Data Constants - (Variable data in *.LNK file)

	LINK DESCRIPTION	LINK COORDINATES (FT) X1	Y1	X2	Y2	LENGTH (FT)	BRG (DEG)	TYPE	H (FT)	W (FT)	NLANES
7.	FDR S/B 71st-68th St	-15.0	10.0	408.0	628.0	749.	34.	AG	.0	36.0	
8.	FDR S/B 68th-67th St	-162.0	-205.0	-15.0	10.0	260.	34.	AG	.0	36.0	
9.	FDR Service Rd 73-71	385.0	644.0	720.0	1134.0	594.	34.	AG	.0	32.0	
10.	FDR Service Rd 68-71	-38.0	26.0	385.0	644.0	749.	34.	AG	.0	32.0	
11.	FDR N/B 35' Jet 71St	438.0	608.0	458.0	637.0	35.	35.	AG	.0	32.0	
12.	FDR S/B 35' Jet 68St	-15.0	10.0	-35.0	-19.0	35.	215.	AG	.0	32.0	

Receptor Data

	RECEPTOR	COORDINATES (FT) X	Y	Z
1.	RECEPTOR 1	34.0	-23.0	6.0
2.	RECEPTOR 2	48.0	-4.0	6.0
3.	RECEPTOR 3	62.0	17.0	6.0
4.	RECEPTOR 4	75.0	37.0	6.0
5.	RECEPTOR 5	89.0	57.0	6.0
6.	RECEPTOR 6	103.0	77.0	6.0
7.	RECEPTOR 7	117.0	97.0	6.0
8.	RECEPTOR 8	130.0	117.0	6.0
9.	RECEPTOR 9	144.0	137.0	6.0
10.	RECEPTOR 10	158.0	158.0	6.0
11.	RECEPTOR 11	172.0	178.0	6.0
12.	RECEPTOR 12	186.0	198.0	6.0
13.	RECEPTOR 13	199.0	218.0	6.0
14.	RECEPTOR 14	213.0	238.0	6.0
15.	RECEPTOR 15	227.0	258.0	6.0
16.	RECEPTOR 16	241.0	278.0	6.0
17.	RECEPTOR 17	255.0	299.0	6.0
18.	RECEPTOR 18	268.0	319.0	6.0
19.	RECEPTOR 19	282.0	339.0	6.0
20.	RECEPTOR 20	296.0	359.0	6.0
21.	RECEPTOR 21	310.0	379.0	6.0
22.	RECEPTOR 22	323.0	399.0	6.0
23.	RECEPTOR 23	337.0	419.0	6.0
24.	RECEPTOR 24	351.0	440.0	6.0
25.	RECEPTOR 25	365.0	460.0	6.0
26.	RECEPTOR 26	379.0	480.0	6.0
27.	RECEPTOR 27	392.0	500.0	6.0
28.	RECEPTOR 28	406.0	520.0	6.0

JOB: HSS FDR Air Quality No-Build/35' Jets

RUN: FDR DRIVE BET E 67TH-75TH STS/35' JETS

Receptor Data

RECEPTOR	COORDINATES (FT) X	Y	Z
29. RECEPTOR 29	420.0	540.0	6.0
30. RECEPTOR 30	434.0	561.0	6.0
31. RECEPTOR 31	447.0	581.0	6.0
32. RECEPTOR 32	461.0	601.0	6.0
33. RECEPTOR 33	475.0	621.0	6.0
34. RECEPTOR 34	489.0	641.0	6.0
35. RECEPTOR 35	503.0	661.0	6.0
36. RECEPTOR 36	516.0	681.0	6.0
37. RECEPTOR 37	530.0	702.0	6.0
38. RECEPTOR 38	544.0	722.0	6.0
39. RECEPTOR 39	558.0	742.0	6.0
40. RECEPTOR 40	571.0	762.0	6.0
41. RECEPTOR 41	585.0	782.0	6.0
42. RECEPTOR 42	599.0	802.0	6.0
43. RECEPTOR 43	613.0	822.0	6.0
44. RECEPTOR 44	627.0	843.0	6.0
45. RECEPTOR 45	640.0	863.0	6.0
46. RECEPTOR 46	654.0	883.0	6.0
47. RECEPTOR 47	668.0	903.0	6.0
48. RECEPTOR 48	682.0	923.0	6.0
49. RECEPTOR 49	696.0	943.0	6.0
50. RECEPTOR 50	709.0	964.0	6.0
51. RECEPTOR 51	723.0	984.0	6.0
52. RECEPTOR 52	737.0	1004.0	6.0
53. RECEPTOR 53	751.0	1024.0	6.0
54. RECEPTOR 54	764.0	1044.0	6.0
55. RECEPTOR 55	778.0	1064.0	6.0
56. RECEPTOR 56	792.0	1084.0	6.0
57. RECEPTOR 57	20.0	-44.0	6.0
58. RECEPTOR 58	6.0	-64.0	6.0
59. RECEPTOR 59	-7.0	-84.0	6.0
60. RECEPTOR 60	-21.0	-104.0	6.0

JOB: HSS FDR Air Quality No-Build/35' Jets

RUN: FDR DRIVE BET E 67TH-75TH STS/35' JETS

Model Results

Remarks : In search of the wind direction corresponding to the maximum concentration, only the first direction, of the directions with the same maximum concentrations, is indicated as the maximum.

* MAXIMUM HOURLY CONCENTRATIONS WITH ANY AMBIENT BACKGROUND CONCENTRATIONS (BKG) ADDED

(PPM)

	REC1	REC2	REC3	REC4	REC5	REC6	REC7	REC8	REC9	REC10
MAX+BKG	2.3	2.3	2.3	2.4	2.4	2.3	2.3	2.3	2.3	2.3
- BKG	.0	.0	.0	.0	.0	.0	.0	.0	.0	.0
MAX	2.3	2.3	2.3	2.4	2.4	2.3	2.3	2.3	2.3	2.3
WIND DIR	24	24	24	237	237	24	24	24	24	24
JULIAN	41	41	41	50	50	41	41	41	41	41
HOUR	18	18	18	8	8	18	18	18	18	18

	REC11	REC12	REC13	REC14	REC15	REC16	REC17	REC18	REC19	REC20
MAX+BKG	2.2	2.2	2.4	2.3	2.3	2.3	2.4	2.4	2.4	2.3
- BKG	.0	.0	.0	.0	.0	.0	.0	.0	.0	.0
MAX	2.2	2.2	2.4	2.3	2.3	2.3	2.4	2.4	2.4	2.3
WIND DIR	24	24	24	24	24	24	24	24	24	24
JULIAN	41	41	41	41	41	41	41	41	41	41
HOUR	18	18	18	18	18	18	18	18	18	18

	REC21	REC22	REC23	REC24	REC25	REC26	REC27	REC28	REC29	REC30
MAX+BKG	2.5	2.5	2.6	2.6	2.5	2.6	2.6	2.7	3.0	3.2
- BKG	.0	.0	.0	.0	.0	.0	.0	.0	.0	.0
MAX	2.5	2.5	2.6	2.6	2.5	2.6	2.6	2.7	3.0	3.2
WIND DIR	24	24	24	24	24	24	24	24	24	1
JULIAN	41	41	41	41	41	41	41	41	41	285
HOUR	18	18	18	18	18	18	18	18	18	21

	REC31	REC32	REC33	REC34	REC35	REC36	REC37	REC38	REC39	REC40
MAX+BKG	4.3	4.3	3.7	3.8	3.2	2.6	2.4	2.3	2.1	2.2
- BKG	.0	.0	.0	.0	.0	.0	.0	.0	.0	.0
MAX	4.3	4.3	3.7	3.8	3.2	2.6	2.4	2.3	2.1	2.2
WIND DIR	1	322	237	237	237	233	221	221	237	221
JULIAN	285	172	50	50	50	29	316	316	50	316
HOUR	21	16	8	8	8	9	17	17	8	17

JOB: HSS FDR Air Quality No-Build/35' Jets

RUN: FDR DRIVE BET E 67TH-75TH STS/35' JETS

* MAXIMUM HOURLY CONCENTRATIONS WITH ANY AMBIENT BACKGROUND CONCENTRATIONS (BKG) ADDED
(PPM)

	REC41	REC42	REC43	REC44	REC45	REC46	REC47	REC48	REC49	REC50
MAX+BKG	2.1	2.0	1.9	2.0	2.0	1.9	1.8	1.8	1.9	1.9
- BKG	.0	.0	.0	.0	.0	.0	.0	.0	.0	.0
MAX	2.1	2.0	1.9	2.0	2.0	1.9	1.8	1.8	1.9	1.9
WIND DIR	221	237	233	221	221	237	237	233	1	221
JULIAN	316	50	29	316	316	50	50	29	285	316
HOUR	17	8	9	17	17	8	8	9	21	17

	REC51	REC52	REC53	REC54	REC55	REC56	REC57	REC58	REC59	REC60
MAX+BKG	2.0	2.0	2.0	2.0	2.0	1.9	2.6	2.5	2.9	2.8
- BKG	.0	.0	.0	.0	.0	.0	.0	.0	.0	.0
MAX	2.0	2.0	2.0	2.0	2.0	1.9	2.6	2.5	2.9	2.8
WIND DIR	221	221	1	221	1	1	322	322	1	1
JULIAN	316	316	285	316	285	285	172	172	285	285
HOUR	17	17	21	17	21	21	16	16	21	21

THE HIGHEST CONCENTRATION OF 4.30 PPM OCCURRED AT RECEPTOR REC32.

JOB: HSS FDR Air Quality No-Build/35' Jets

RUN: FDR DRIVE BET E 67TH-75TH STS/35' JETS

==========
Output Section
==========

NOTES PERTAINING TO THE REPORT

1. THE HIGHEST AVERAGE IN EACH OF THE FIRST TWO COLUMNS OF EACH TABLE BELOW ARE SUFFIXED BY AN ASTERISK (*). FOR PM OUTPUT, THERE IS ONLY ONE COLUMN AND ASTERISK FOR THE ANNUAL AVERAGE/PERIOD OF CONCERN TABLE.

2. THE NUMBERS IN PARENTHESES ARE THE JULIAN DAY AND ENDING HOUR FOR THE PRECEDING AVERAGE.

3. THE NUMBER OF CALM HOURS USED IN PRODUCING EACH AVERAGE ARE PREFIXED BY A C.

PRIMARY AVERAGES.

MAXIMUM 8-HOUR RUNNING NONOVERLAPPING AVERAGE CONCENTRATIONS
IN PARTS PER MILLION (PPM),
INCLUDING AMBIENT BACKGROUND CONCENTRATIONS.

Receptor Number	Highest Conc	Highest Ending Day Hr	Highest Calm	Second highest Conc	Second highest Ending Day Hr	Second highest Calm
1	1.34	(250,24)	C 0	1.26	(175,20)	C 1
2	1.26	(285,23)	C 1	1.19	(338,24)	C 1
3	1.29	(285,23)	C 1	1.19	(338,24)	C 1
4	1.31	(285,23)	C 1	1.16	(338,24)	C 1
5	1.30	(285,23)	C 1	1.12	(50,12)	C 2
6	1.29	(285,23)	C 1	1.11	(316,17)	C 1
7	1.26	(285,23)	C 1	1.10	(316,17)	C 1
8	1.30	(285,23)	C 1	1.09	(316,17)	C 1
9	1.29	(285,23)	C 1	1.07	(316,17)	C 1
10	1.29	(285,23)	C 1	1.09	(129,23)	C 0
11	1.29	(285,23)	C 1	1.11	(316,17)	C 1
12	1.27	(285,23)	C 1	1.10	(316,17)	C 1
13	1.29	(285,23)	C 1	1.07	(129,23)	C 0
14	1.29	(285,23)	C 1	1.06	(129,23)	C 0
15	1.27	(285,23)	C 1	1.06	(316,17)	C 1
16	1.26	(285,23)	C 1	1.05	(50,12)	C 2
17	1.27	(285,23)	C 1	1.04	(316,17)	C 1
18	1.30	(285,23)	C 1	1.09	(316,17)	C 1
19	1.29	(285,23)	C 1	1.07	(316,17)	C 1
20	1.27	(285,23)	C 1	1.06	(316,17)	C 1
21	1.24	(285,23)	C 1	1.07	(316,17)	C 1
22	1.29	(285,23)	C 1	1.11	(316,17)	C 1
23	1.26	(285,23)	C 1	1.11	(316,17)	C 1
24	1.26	(285,23)	C 1	1.13	(316,17)	C 1

JOB: HSS FDR Air Quality No-Build/35' Jets RUN: FDR DRIVE BET E 67TH-75TH STS/35' JETS

MAXIMUM 8-HOUR RUNNING NONOVERLAPPING AVERAGE CONCENTRATIONS
IN PARTS PER MILLION (PPM),
INCLUDING AMBIENT BACKGROUND CONCENTRATIONS.

Receptor Number	Highest Conc	Highest Ending Day Hr	Highest Calm	Second highest Conc	Second highest Ending Day Hr	Second highest Calm
25	1.24	(285,23)	C 1	1.11	(316,17)	C 1
26	1.26	(285,24)	C 1	1.10	(316,17)	C 1
27	1.27	(285,24)	C 1	1.11	(316,17)	C 1
28	1.29	(285,23)	C 1	1.11	(316,17)	C 1
29	1.44	(285,23)	C 1	1.20	(326, 1)	C 1
30	1.73	(285,24)	C 1	1.39	(326, 1)	C 1
31	2.50	(285,24)	C 1	1.97	(326, 1)	C 1
32	2.57*	(285,24)	C 1	2.14*	(49,19)	C 1
33	2.19	(316,17)	C 1	1.99	(250,24)	C 0
34	1.75	(129,23)	C 0	1.72	(50,12)	C 2
35	1.45	(50,12)	C 2	1.43	(129,23)	C 0
36	1.30	(50,12)	C 2	1.26	(314,23)	C 0
37	1.20	(50,12)	C 2	1.15	(129,23)	C 0
38	1.15	(50,12)	C 2	1.09	(129,23)	C 0
39	1.12	(50,12)	C 2	1.04	(316,17)	C 1
40	1.05	(50,12)	C 2	1.04	(316,17)	C 1
41	1.04	(316,17)	C 1	1.02	(50,12)	C 2
42	1.02	(50,12)	C 2	1.01	(285,24)	C 1
43	1.01	(285,24)	C 1	.97	(50,12)	C 2
44	1.01	(285,24)	C 1	.97	(316,17)	C 1
45	1.01	(285,24)	C 1	.99	(316,17)	C 1
46	1.03	(285,24)	C 1	.96	(316,17)	C 1
47	1.01	(285,24)	C 1	.93	(50,12)	C 2
48	1.00	(285,24)	C 1	.93	(129,23)	C 0
49	1.00	(285,24)	C 1	.93	(129,23)	C 0
50	.99	(285,23)	C 1	.94	(129,23)	C 0
51	.99	(285,23)	C 1	.93	(316,17)	C 1
52	1.04	(285,23)	C 1	.93	(316,17)	C 1
53	1.04	(285,24)	C 1	.93	(316,17)	C 1
54	1.09	(285,23)	C 1	.93	(326, 1)	C 1
55	1.07	(285,23)	C 1	.89	(129,23)	C 0
56	1.03	(285,23)	C 1	.89	(316,17)	C 1
57	1.31	(285,24)	C 1	1.28	(198,24)	C 0
58	1.61	(285,24)	C 1	1.23	(326, 1)	C 1
59	1.66	(285,24)	C 1	1.30	(326, 1)	C 1
60	1.53	(285,23)	C 1	1.19	(326, 1)	C 1

FIVE HIGHEST 1-HOUR END-TO-END AVERAGE CONCENTRATIONS IN PARTS PER MILLION
INCLUDING AMBIENT BACKGROUND CONCENTRATIONS.

Rcptr No.	Highest Conc	Highest Ending Day Hr	Highest Calm	Second Highest Conc	Second Highest Ending Day Hr	Second Highest Calm	Third Highest Conc	Third Highest Ending Day Hr	Third Highest Calm	Fourth Highest Conc	Fourth Highest Ending Day Hr	Fourth Highest Calm	Fifth Highest Conc	Fifth Highest Ending Day Hr	Fifth Highest Calm
1	2.30	(41,18)	C 0	2.30	(67, 7)	C 0	2.20	(228, 8)	C 0	2.20	(285,21)	C 0	2.10	(140, 7)	C 0

JOB: HSS FDR Air Quality No-Build/35' Jets

RUN: FDR DRIVE BET E 67TH-75TH STS/35' JETS

FIVE HIGHEST 1-HOUR END-TO-END AVERAGE CONCENTRATIONS IN PARTS PER MILLION
INCLUDING AMBIENT BACKGROUND CONCENTRATIONS.

Rcptr	Highest			Second Highest			Third Highest			Fourth Highest			Fifth Highest		
No.	Conc	Ending Day Hr	Calm	Conc	Ending Day Hr	Calm	Conc	Ending Day Hr	Calm	Conc	Ending Day Hr	Calm	Conc	Ending Day Hr	Calm
2	2.30	(41,18)	C 0	2.30	(67, 7)	C 0	2.20	(285,21)	C 0	2.00	(55,18)	C 0	2.00	(140, 7)	C 0
3	2.30	(41,18)	C 0	2.20	(50, 8)	C 0	2.20	(76,19)	C 0	2.20	(338,20)	C 0	2.20	(285,21)	C 0
4	2.40	(50, 8)	C 0	2.30	(41,18)	C 0	2.30	(285,21)	C 0	2.20	(338,20)	C 0	2.20	(76,19)	C 0
5	2.40	(50, 8)	C 0	2.30	(41,18)	C 0	2.20	(76,19)	C 0	2.20	(285,21)	C 0	2.10	(29, 9)	C 0
6	2.30	(41,18)	C 0	2.30	(50, 8)	C 0	2.30	(76,19)	C 0	2.20	(285,21)	C 0	2.10	(29, 9)	C 0
7	2.30	(41,18)	C 0	2.20	(29, 9)	C 0	2.20	(50, 8)	C 0	2.20	(285,21)	C 0	2.10	(76,19)	C 0
8	2.30	(41,18)	C 0	2.30	(50, 8)	C 0	2.20	(285,21)	C 0	2.10	(29, 9)	C 0	2.10	(76,19)	C 0
9	2.30	(41,18)	C 0	2.30	(50, 8)	C 0	2.20	(285,21)	C 0	2.10	(29, 9)	C 0	2.10	(76,19)	C 0
10	2.30	(41,18)	C 0	2.30	(50, 8)	C 0	2.20	(285,21)	C 0	2.10	(29, 9)	C 0	2.10	(76,19)	C 0
11	2.20	(41,18)	C 0	2.20	(50, 8)	C 0	2.20	(285,21)	C 0	2.10	(316,17)	C 0	2.00	(29, 9)	C 0
12	2.20	(41,18)	C 0	2.20	(285,21)	C 0	2.10	(50, 8)	C 0	2.10	(140, 7)	C 0	2.00	(29, 9)	C 0
13	2.40	(41,18)	C 0	2.20	(285,21)	C 0	2.10	(29, 9)	C 0	2.10	(50, 8)	C 0	2.10	(76,19)	C 0
14	2.30	(41,18)	C 0	2.20	(285,21)	C 0	2.10	(29, 9)	C 0	2.10	(50, 8)	C 0	2.10	(76,19)	C 0
15	2.30	(41,18)	C 0	2.20	(50, 8)	C 0	2.20	(285,21)	C 0	2.10	(29, 9)	C 0	2.10	(76,19)	C 0
16	2.30	(41,18)	C 0	2.20	(50, 8)	C 0	2.20	(285,21)	C 0	2.10	(29, 9)	C 0	2.00	(140, 7)	C 0
17	2.40	(41,18)	C 0	2.20	(285,21)	C 0	2.10	(29, 9)	C 0	2.00	(50, 8)	C 0	2.00	(140, 7)	C 0
18	2.40	(41,18)	C 0	2.20	(285,21)	C 0	2.10	(29, 9)	C 0	2.10	(50, 8)	C 0	2.10	(316,17)	C 0
19	2.40	(41,18)	C 0	2.20	(285,21)	C 0	2.10	(140, 7)	C 0	2.10	(50, 8)	C 0	2.00	(29, 9)	C 0
20	2.30	(41,18)	C 0	2.20	(285,21)	C 0	2.10	(50, 8)	C 0	2.00	(140, 7)	C 0	2.00	(316,17)	C 0
21	2.50	(41,18)	C 0	2.20	(285,21)	C 0	2.10	(50, 8)	C 0	2.10	(316,17)	C 0	2.00	(76,19)	C 0
22	2.50	(41,18)	C 0	2.20	(50, 8)	C 0	2.20	(285,21)	C 0	2.20	(316,17)	C 0	2.10	(140, 7)	C 0
23	2.60	(41,18)	C 0	2.20	(50, 8)	C 0	2.20	(285,21)	C 0	2.20	(316,17)	C 0	2.10	(140, 7)	C 0
24	2.60	(41,18)	C 0	2.20	(50, 8)	C 0	2.20	(285,21)	C 0	2.20	(316,17)	C 0	2.10	(140, 7)	C 0
25	2.50	(41,18)	C 0	2.20	(140, 7)	C 0	2.20	(50, 8)	C 0	2.20	(285,21)	C 0	2.20	(316,17)	C 0
26	2.60	(41,18)	C 0	2.20	(50, 8)	C 0	2.20	(285,21)	C 0	2.10	(76,19)	C 0	2.10	(316,17)	C 0
27	2.60	(41,18)	C 0	2.40	(285,21)	C 0	2.30	(140, 7)	C 0	2.20	(29, 9)	C 0	2.20	(50, 8)	C 0
28	2.70	(41,18)	C 0	2.50	(285,21)	C 0	2.20	(5,14)	C 0	2.20	(140, 7)	C 0	2.20	(187,22)	C 0
29	3.00	(41,18)	C 0	2.70	(285,21)	C 0	2.40	(140, 7)	C 0	2.30	(5,14)	C 0	2.20	(187,22)	C 0
30	3.20	(285,21)	C 0	3.10	(41,18)	C 0	2.60	(227,20)	C 0	2.50	(5,14)	C 0	2.50	(140, 7)	C 0
31	4.30*	(285,21)	C 0	3.40	(172,15)	C 0	3.40	(227,20)	C 0	3.40	(285,23)	C 0	3.30	(285,20)	C 0
32	4.30	(172,16)	C 0	4.00*	(285,21)	C 0	3.90	(285,23)	C 0	3.60	(139,18)	C 0	3.50	(220,15)	C 0
33	3.70	(50, 8)	C 0	3.70	(67, 7)	C 0	3.60	(76,19)	C 0	3.60	(338,20)	C 0	3.50	(216,17)	C 0
34	3.80	(50, 8)	C 0	3.60	(76,19)	C 0	3.40	(29, 9)	C 0	3.20	(160,10)	C 0	3.20	(338,20)	C 0
35	3.20	(50, 8)	C 0	3.10	(29, 9)	C 0	2.90	(76,19)	C 0	2.80	(160,10)	C 0	2.80	(316,17)	C 0
36	2.60	(29, 9)	C 0	2.60	(50, 8)	C 0	2.50	(316,17)	C 0	2.40	(76,19)	C 0	2.30	(160,10)	C 0
37	2.40	(316,17)	C 0	2.20	(29, 9)	C 0	2.20	(50, 8)	C 0	2.20	(233, 7)	C 0	2.10	(76,19)	C 0
38	2.30	(316,17)	C 0	2.10	(29, 9)	C 0	2.10	(233, 7)	C 0	2.10	(50, 8)	C 0	2.00	(76,19)	C 0
39	2.10	(50, 8)	C 0	2.10	(316,17)	C 0	1.90	(29, 9)	C 0	1.90	(41,18)	C 0	1.90	(156,10)	C 0
40	2.20	(316,17)	C 0	1.90	(29, 9)	C 0	1.90	(50, 8)	C 0	1.90	(233, 7)	C 0	1.80	(41,18)	C 0
41	2.10	(316,17)	C 0	1.90	(41,18)	C 0	1.90	(76,19)	C 0	1.90	(233, 7)	C 0	1.80	(5,21)	C 0
42	2.00	(50, 8)	C 0	1.90	(29, 9)	C 0	1.90	(316,17)	C 0	1.80	(5,21)	C 0	1.80	(41,18)	C 0

JOB: HSS FDR Air Quality No-Build/35' Jets

RUN: FDR DRIVE BET E 67TH-75TH STS/35' JETS

FIVE HIGHEST 1-HOUR END-TO-END AVERAGE CONCENTRATIONS IN PARTS PER MILLION
INCLUDING AMBIENT BACKGROUND CONCENTRATIONS.

Rcptr	Highest			Second Highest			Third Highest			Fourth Highest			Fifth Highest		
No.	Conc	Ending Day Hr	Calm	Conc	Ending Day Hr	Calm	Conc	Ending Day Hr	Calm	Conc	Ending Day Hr	Calm	Conc	Ending Day Hr	Calm
43	1.90	(29, 9)	C 0	1.90	(50, 8)	C 0	1.90	(316,17)	C 0	1.80	(233, 7)	C 0	1.80	(76,19)	C 0
44	2.00	(316,17)	C 0	1.90	(29, 9)	C 0	1.90	(50, 8)	C 0	1.80	(76,19)	C 0	1.70	(160,10)	C 0
45	2.00	(316,17)	C 0	1.90	(50, 8)	C 0	1.80	(29, 9)	C 0	1.80	(76,19)	C 0	1.80	(233, 7)	C 0
46	1.90	(50, 8)	C 0	1.90	(316,17)	C 0	1.80	(29, 9)	C 0	1.80	(285,21)	C 0	1.80	(41,18)	C 0
47	1.80	(50, 8)	C 0	1.80	(285,21)	C 0	1.80	(316,17)	C 0	1.80	(41,18)	C 0	1.70	(233, 7)	C 0
48	1.80	(29, 9)	C 0	1.80	(50, 8)	C 0	1.80	(285,21)	C 0	1.80	(316,17)	C 0	1.70	(5,21)	C 0
49	1.90	(285,21)	C 0	1.80	(29, 9)	C 0	1.80	(41,18)	C 0	1.80	(316,17)	C 0	1.70	(5,21)	C 0
50	1.90	(316,17)	C 0	1.90	(29, 9)	C 0	1.80	(50, 8)	C 0	1.80	(285,21)	C 0	1.80	(41,18)	C 0
51	2.00	(316,17)	C 0	1.90	(41,18)	C 0	1.80	(29, 9)	C 0	1.80	(50, 8)	C 0	1.80	(285,21)	C 0
52	2.00	(316,17)	C 0	1.80	(29, 9)	C 0	1.80	(41,18)	C 0	1.80	(50, 8)	C 0	1.80	(285,21)	C 0
53	2.00	(285,21)	C 0	2.00	(316,17)	C 0	1.70	(29, 9)	C 0	1.70	(41,18)	C 0	1.70	(50, 8)	C 0
54	2.00	(316,17)	C 0	1.90	(285,21)	C 0	1.80	(29, 9)	C 0	1.80	(50, 8)	C 0	1.70	(41,18)	C 0
55	2.00	(285,21)	C 0	1.80	(29, 9)	C 0	1.80	(50, 8)	C 0	1.80	(316,17)	C 0	1.60	(41,18)	C 0
56	1.90	(285,21)	C 0	1.80	(50, 8)	C 0	1.80	(316,17)	C 0	1.70	(29, 9)	C 0	1.60	(76,19)	C 0
57	2.60	(172,16)	C 0	2.40	(220,15)	C 0	2.30	(41,18)	C 0	2.20	(247,16)	C 0	2.20	(326,16)	C 0
58	2.50	(172,16)	C 0	2.50	(285,21)	C 0	2.20	(41,18)	C 0	2.20	(285,23)	C 0	2.10	(139,18)	C 0
59	2.90	(285,21)	C 0	2.30	(285,23)	C 0	2.20	(41,18)	C 0	2.20	(165, 9)	C 0	2.20	(172,15)	C 0
60	2.80	(285,21)	C 0	2.40	(41,18)	C 0	2.20	(165, 9)	C 0	2.20	(227,20)	C 0	2.10	(172,15)	C 0

MAXIMUM 8-HOUR AVERAGED LINK CONTRIBUTIONS
IN PARTS PER MILLION (PPM)
INCLUDING AMBIENT BACKGROUND CONCENTRATIONS.

Rcptr No.	Total Conc	Ending Day Hr	Ambient Backgnd	Total Link	Link +1	Link +2	Link +3	Link +4	Link +5	Link +6	Link +7	Link +8	Link +9	Link +10
1	1.34	(250,24)	.00	1.34	.26	.19	.00	.00	.00	.00	.09	.18	.00	.00
			Links	10+	.00	.63	.00	.00	.00	.00	.00	.00	.00	.00
2	1.26	(285,23)	.00	1.26	.00	.79	.00	.00	.00	.00	.43	.00	.00	.04
			Links	10+	.00	.00	.00	.00	.00	.00	.00	.00	.00	.00
3	1.29	(285,23)	.00	1.29	.00	.81	.00	.00	.00	.00	.43	.00	.00	.04
			Links	10+	.00	.00	.00	.00	.00	.00	.00	.00	.00	.00
4	1.31	(285,23)	.00	1.31	.00	.84	.00	.00	.00	.00	.43	.00	.00	.04
			Links	10+	.00	.00	.00	.00	.00	.00	.00	.00	.00	.00
5	1.30	(285,23)	.00	1.30	.00	.83	.00	.00	.00	.00	.43	.00	.00	.04
			Links	10+	.00	.00	.00	.00	.00	.00	.00	.00	.00	.00
6	1.29	(285,23)	.00	1.29	.00	.81	.00	.00	.00	.00	.43	.00	.00	.04
			Links	10+	.00	.00	.00	.00	.00	.00	.00	.00	.00	.00
7	1.26	(285,23)	.00	1.26	.00	.79	.00	.00	.00	.00	.43	.00	.00	.04
			Links	10+	.00	.00	.00	.00	.00	.00	.00	.00	.00	.00

DATE : 7/21/ 8
TIME : 10:48:18

JOB: HSS FDR Air Quality No-Build/35' Jets

RUN: FDR DRIVE BET E 67TH-75TH STS/35' JETS

LINK CONTRIBUTION TABLES

MAXIMUM 8-HOUR AVERAGED LINK CONTRIBUTIONS
IN PARTS PER MILLION (PPM)
INCLUDING AMBIENT BACKGROUND CONCENTRATIONS.

Rcptr No.	Total Conc	Ending Day Hr	Ambient Backgnd	Total Link	Link +1	Link +2	Link +3	Link +4	Link +5	Link +6	Link +7	Link +8	Link +9	Link +10
8	1.30	(285,23)	.00	1.30	.00	.83	.00	.00	.00	.00	.43	.00	.00	.04
				Links 10+	.00	.00	.00	.00	.00	.00	.00	.00	.00	.00
9	1.29	(285,23)	.00	1.29	.00	.81	.00	.00	.00	.00	.43	.00	.00	.04
				Links 10+	.00	.00	.00	.00	.00	.00	.00	.00	.00	.00
10	1.29	(285,23)	.00	1.29	.00	.81	.00	.00	.00	.00	.43	.00	.00	.04
				Links 10+	.00	.00	.00	.00	.00	.00	.00	.00	.00	.00
11	1.29	(285,23)	.00	1.29	.00	.81	.00	.00	.00	.00	.43	.00	.00	.04
				Links 10+	.00	.00	.00	.00	.00	.00	.00	.00	.00	.00
12	1.27	(285,23)	.00	1.27	.00	.80	.00	.00	.00	.00	.43	.00	.00	.04
				Links 10+	.00	.00	.00	.00	.00	.00	.00	.00	.00	.00
13	1.29	(285,23)	.00	1.29	.00	.81	.00	.00	.00	.00	.43	.00	.00	.04
				Links 10+	.00	.00	.00	.00	.00	.00	.00	.00	.00	.00
14	1.29	(285,23)	.00	1.29	.00	.81	.00	.00	.00	.00	.43	.00	.00	.04
				Links 10+	.00	.00	.00	.00	.00	.00	.00	.00	.00	.00
15	1.27	(285,23)	.00	1.27	.00	.80	.00	.00	.00	.00	.43	.00	.00	.04
				Links 10+	.00	.00	.00	.00	.00	.00	.00	.00	.00	.00
16	1.26	(285,23)	.00	1.26	.00	.79	.00	.00	.00	.01	.43	.00	.00	.03
				Links 10+	.00	.00	.00	.00	.00	.00	.00	.00	.00	.00
17	1.27	(285,23)	.00	1.27	.00	.80	.00	.00	.00	.01	.43	.00	.00	.03
				Links 10+	.00	.00	.00	.00	.00	.00	.00	.00	.00	.00
18	1.30	(285,23)	.00	1.30	.00	.81	.01	.00	.00	.01	.43	.00	.00	.03
				Links 10+	.00	.00	.00	.00	.00	.00	.00	.00	.00	.00
19	1.29	(285,23)	.00	1.29	.00	.81	.01	.00	.00	.01	.41	.00	.00	.03
				Links 10+	.00	.00	.00	.00	.00	.00	.00	.00	.00	.00
20	1.27	(285,23)	.00	1.27	.00	.80	.01	.00	.00	.01	.41	.00	.00	.03
				Links 10+	.00	.00	.00	.00	.00	.00	.00	.00	.00	.00
21	1.24	(285,23)	.00	1.24	.00	.79	.01	.00	.00	.01	.40	.00	.00	.03
				Links 10+	.00	.00	.00	.00	.00	.00	.00	.00	.00	.00
22	1.29	(285,23)	.00	1.29	.00	.81	.01	.00	.00	.01	.40	.00	.00	.03
				Links 10+	.01	.00	.00	.00	.00	.00	.00	.00	.00	.00
23	1.26	(285,23)	.00	1.26	.00	.79	.01	.00	.00	.03	.39	.00	.00	.03
				Links 10+	.01	.00	.00	.00	.00	.00	.00	.00	.00	.00
24	1.26	(285,23)	.00	1.26	.00	.79	.01	.00	.00	.03	.39	.00	.00	.03
				Links 10+	.01	.00	.00	.00	.00	.00	.00	.00	.00	.00
25	1.24	(285,23)	.00	1.24	.00	.77	.01	.00	.00	.03	.39	.00	.00	.01
				Links 10+	.03	.00	.00	.00	.00	.00	.00	.00	.00	.00
26	1.26	(285,24)	.00	1.26	.00	.77	.03	.00	.00	.04	.37	.00	.00	.01
				Links 10+	.03	.00	.00	.00	.00	.00	.00	.00	.00	.00

JOB: HSS FDR Air Quality No-Build/35' Jets

RUN: FDR DRIVE BET E 67TH-75TH STS/35' JETS

LINK CONTRIBUTION TABLES

MAXIMUM 8-HOUR AVERAGED LINK CONTRIBUTIONS
IN PARTS PER MILLION (PPM)
INCLUDING AMBIENT BACKGROUND CONCENTRATIONS.

Rcptr No.	Total Conc	Ending Day Hr	Ambient Backgnd	Total Link	Link +1	Link +2	Link +3	Link +4	Link +5	Link +6	Link +7	Link +8	Link +9	Link +10
27	1.27	(285,24)	.00	1.27	.00	.77	.04	.00	.00	.06	.31	.00	.00	.01
				Links 10+	.07	.00	.00	.00	.00	.00	.00	.00	.00	.00
28	1.29	(285,23)	.00	1.29	.00	.71	.06	.00	.00	.14	.26	.00	.01	.00
				Links 10+	.10	.00	.00	.00	.00	.00	.00	.00	.00	.00
29	1.44	(285,23)	.00	1.44	.00	.67	.10	.00	.00	.20	.19	.00	.03	.00
				Links 10+	.26	.00	.00	.00	.00	.00	.00	.00	.00	.00
30	1.73	(285,24)	.00	1.73	.00	.59	.20	.00	.00	.27	.10	.00	.03	.00
				Links 10+	.54	.00	.00	.00	.00	.00	.00	.00	.00	.00
31	2.50	(285,24)	.00	2.50	.00	.29	.44	.00	.00	.33	.00	.00	.06	.00
				Links 10+	1.39	.00	.00	.00	.00	.00	.00	.00	.00	.00
32	2.57	(285,24)	.00	2.57	.00	.00	.61	.00	.00	.34	.00	.00	.06	.00
				Links 10+	1.56	.00	.00	.00	.00	.00	.00	.00	.00	.00
33	2.19	(316,17)	.00	2.19	.00	.41	.27	.00	.00	.07	.31	.00	.00	.00
				Links 10+	1.11	.00	.00	.00	.00	.00	.00	.00	.00	.00
34	1.75	(129,23)	.00	1.75	.00	.39	.29	.00	.00	.04	.29	.00	.00	.01
				Links 10+	.74	.00	.00	.00	.00	.00	.00	.00	.00	.00
35	1.45	(50,12)	.00	1.45	.00	.27	.33	.00	.00	.03	.28	.00	.00	.02
				Links 10+	.52	.00	.00	.00	.00	.00	.00	.00	.00	.00
36	1.30	(50,12)	.00	1.30	.00	.23	.42	.00	.00	.08	.25	.00	.00	.00
				Links 10+	.32	.00	.00	.00	.00	.00	.00	.00	.00	.00
37	1.20	(50,12)	.00	1.20	.00	.18	.45	.00	.00	.12	.22	.00	.00	.00
				Links 10+	.23	.00	.00	.00	.00	.00	.00	.00	.00	.00
38	1.15	(50,12)	.00	1.15	.00	.17	.47	.00	.00	.15	.18	.00	.00	.00
				Links 10+	.18	.00	.00	.00	.00	.00	.00	.00	.00	.00
39	1.12	(50,12)	.00	1.12	.00	.17	.47	.00	.00	.17	.18	.00	.00	.00
				Links 10+	.13	.00	.00	.00	.00	.00	.00	.00	.00	.00
40	1.05	(50,12)	.00	1.05	.00	.13	.48	.00	.00	.18	.15	.00	.00	.00
				Links 10+	.10	.00	.00	.00	.00	.00	.00	.00	.00	.00
41	1.04	(316,17)	.00	1.04	.00	.10	.51	.00	.00	.23	.11	.00	.01	.00
				Links 10+	.07	.00	.00	.00	.00	.00	.00	.00	.00	.00
42	1.02	(50,12)	.00	1.02	.00	.10	.48	.00	.00	.22	.15	.00	.02	.00
				Links 10+	.05	.00	.00	.00	.00	.00	.00	.00	.00	.00
43	1.01	(285,24)	.00	1.01	.00	.00	.61	.01	.01	.31	.00	.00	.06	.00
				Links 10+	.00	.00	.00	.00	.00	.00	.00	.00	.00	.00
44	1.01	(285,24)	.00	1.01	.00	.00	.61	.01	.01	.31	.00	.00	.06	.00
				Links 10+	.00	.00	.00	.00	.00	.00	.00	.00	.00	.00
45	1.01	(285,24)	.00	1.01	.00	.00	.61	.01	.01	.31	.00	.00	.06	.00
				Links 10+	.00	.00	.00	.00	.00	.00	.00	.00	.00	.00

DATE : 7/21/ 8
TIME : 10:48:18

JOB: HSS FDR Air Quality No-Build/35' Jets

RUN: FDR DRIVE BET E 67TH-75TH STS/35' JETS

LINK CONTRIBUTION TABLES

MAXIMUM 8-HOUR AVERAGED LINK CONTRIBUTIONS
IN PARTS PER MILLION (PPM)
INCLUDING AMBIENT BACKGROUND CONCENTRATIONS.

Rcptr No.	Total Conc	Ending Day Hr	Ambient Backgnd	Total Link	Link +1	Link +2	Link +3	Link +4	Link +5	Link +6	Link +7	Link +8	Link +9	Link +10
46	1.03	(285,24)	.00	1.03	.00	.00	.61	.01	.03	.31	.00	.00	.06	.00
				Links 10+	.00	.00	.00	.00	.00	.00	.00	.00	.00	.00
47	1.01	(285,24)	.00	1.01	.00	.00	.61	.01	.03	.31	.00	.00	.04	.00
				Links 10+	.00	.00	.00	.00	.00	.00	.00	.00	.00	.00
48	1.00	(285,24)	.00	1.00	.00	.00	.60	.01	.03	.31	.00	.00	.04	.00
				Links 10+	.00	.00	.00	.00	.00	.00	.00	.00	.00	.00
49	1.00	(285,24)	.00	1.00	.00	.00	.60	.03	.04	.30	.00	.00	.03	.00
				Links 10+	.00	.00	.00	.00	.00	.00	.00	.00	.00	.00
50	.99	(285,23)	.00	.99	.00	.00	.60	.03	.09	.27	.00	.00	.00	.00
				Links 10+	.00	.00	.00	.00	.00	.00	.00	.00	.00	.00
51	.99	(285,23)	.00	.99	.00	.00	.60	.04	.10	.24	.00	.00	.00	.00
				Links 10+	.00	.00	.00	.00	.00	.00	.00	.00	.00	.00
52	1.04	(285,23)	.00	1.04	.00	.00	.59	.07	.16	.23	.00	.00	.00	.00
				Links 10+	.00	.00	.00	.00	.00	.00	.00	.00	.00	.00
53	1.04	(285,24)	.00	1.04	.00	.00	.56	.09	.21	.19	.00	.00	.00	.00
				Links 10+	.00	.00	.00	.00	.00	.00	.00	.00	.00	.00
54	1.09	(285,23)	.00	1.09	.00	.00	.50	.20	.30	.09	.00	.00	.00	.00
				Links 10+	.00	.00	.00	.00	.00	.00	.00	.00	.00	.00
55	1.07	(285,23)	.00	1.07	.00	.00	.30	.37	.39	.01	.00	.00	.00	.00
				Links 10+	.00	.00	.00	.00	.00	.00	.00	.00	.00	.00
56	1.03	(285,23)	.00	1.03	.00	.00	.00	.63	.40	.00	.00	.00	.00	.00
				Links 10+	.00	.00	.00	.00	.00	.00	.00	.00	.00	.00
57	1.31	(285,24)	.00	1.31	.31	.44	.00	.00	.00	.00	.39	.01	.00	.04
				Links 10+	.00	.11	.00	.00	.00	.00	.00	.00	.00	.00
58	1.61	(285,24)	.00	1.61	.51	.21	.00	.00	.00	.00	.29	.11	.00	.03
				Links 10+	.00	.46	.00	.00	.00	.00	.00	.00	.00	.00
59	1.66	(285,24)	.00	1.66	.56	.10	.00	.00	.00	.00	.20	.20	.00	.01
				Links 10+	.00	.59	.00	.00	.00	.00	.00	.00	.00	.00
60	1.53	(285,23)	.00	1.53	.59	.06	.00	.00	.00	.00	.00	.16	.26	.00	.01
				Links 10+	.00	.46	.00	.00	.00	.00	.00	.00	.00	.00	.00

JOB: HSS FDR Air Quality No-Build/35' Jets

RUN: FDR DRIVE BET E 67TH-75TH STS/35' JETS

LINK CONTRIBUTION TABLES

SECOND HIGHEST 8-HOUR AVERAGED LINK CONTRIBUTIONS
IN PARTS PER MILLION (PPM)
INCLUDING AMBIENT BACKGROUND CONCENTRATIONS.

Rcptr No.	Total Conc	Ending Day Hr	Ambient Backgnd	Total Link	Link +1	Link +2	Link +3	Link +4	Link +5	Link +6	Link +7	Link +8	Link +9	Link +10
1	1.26	(175,20)	.00	1.26	.19	.37	.00	.00	.00	.00	.23	.10	.00	.00
				Links 10+	.00	.37	.00	.00	.00	.00	.00	.00	.00	.00
2	1.19	(338,24)	.00	1.19	.19	.37	.00	.00	.00	.00	.10	.19	.00	.00
				Links 10+	.00	.34	.00	.00	.00	.00	.00	.00	.00	.00
3	1.19	(338,24)	.00	1.19	.06	.51	.00	.00	.00	.00	.16	.14	.00	.00
				Links 10+	.00	.31	.00	.00	.00	.00	.00	.00	.00	.00
4	1.16	(338,24)	.00	1.16	.03	.59	.00	.00	.00	.00	.24	.09	.00	.00
				Links 10+	.00	.21	.00	.00	.00	.00	.00	.00	.00	.00
5	1.12	(50,12)	.00	1.12	.17	.50	.00	.00	.00	.00	.08	.18	.00	.00
				Links 10+	.00	.18	.00	.00	.00	.00	.00	.00	.00	.00
6	1.11	(316,17)	.00	1.11	.09	.56	.00	.00	.00	.00	.24	.11	.00	.00
				Links 10+	.00	.11	.00	.00	.00	.00	.00	.00	.00	.00
7	1.10	(316,17)	.00	1.10	.09	.59	.00	.00	.00	.00	.24	.09	.00	.00
				Links 10+	.00	.10	.00	.00	.00	.00	.00	.00	.00	.00
8	1.09	(316,17)	.00	1.09	.07	.60	.00	.00	.00	.00	.27	.07	.00	.00
				Links 10+	.00	.07	.00	.00	.00	.00	.00	.00	.00	.00
9	1.07	(316,17)	.00	1.07	.04	.61	.00	.00	.00	.00	.29	.07	.00	.00
				Links 10+	.00	.06	.00	.00	.00	.00	.00	.00	.00	.00
10	1.09	(129,23)	.00	1.09	.08	.64	.00	.00	.00	.00	.21	.09	.00	.00
				Links 10+	.00	.08	.00	.00	.00	.00	.00	.00	.00	.00
11	1.11	(316,17)	.00	1.11	.04	.66	.00	.00	.00	.00	.30	.06	.00	.00
				Links 10+	.00	.06	.00	.00	.00	.00	.00	.00	.00	.00
12	1.10	(316,17)	.00	1.10	.04	.66	.00	.00	.00	.00	.30	.06	.00	.00
				Links 10+	.00	.04	.00	.00	.00	.00	.00	.00	.00	.00
13	1.07	(129,23)	.00	1.08	.05	.68	.00	.00	.00	.00	.24	.06	.00	.00
				Links 10+	.00	.05	.00	.00	.00	.00	.00	.00	.00	.00
14	1.06	(129,23)	.00	1.06	.04	.69	.00	.00	.00	.00	.25	.05	.00	.00
				Links 10+	.00	.04	.00	.00	.00	.00	.00	.00	.00	.00
15	1.06	(316,17)	.00	1.06	.01	.67	.00	.00	.00	.00	.33	.03	.00	.00
				Links 10+	.00	.01	.00	.00	.00	.00	.00	.00	.00	.00
16	1.05	(50,12)	.00	1.05	.02	.67	.00	.00	.00	.00	.30	.03	.00	.00
				Links 10+	.00	.03	.00	.00	.00	.00	.00	.00	.00	.00
17	1.04	(316,17)	.00	1.04	.01	.67	.00	.00	.00	.00	.33	.01	.00	.00
				Links 10+	.00	.01	.00	.00	.00	.00	.00	.00	.00	.00
18	1.09	(316,17)	.00	1.09	.01	.70	.00	.00	.00	.00	.34	.01	.00	.00
				Links 10+	.00	.01	.00	.00	.00	.00	.00	.00	.00	.00
19	1.07	(316,17)	.00	1.07	.01	.69	.00	.00	.00	.00	.34	.01	.00	.00
				Links 10+	.00	.01	.00	.00	.00	.00	.00	.00	.00	.00

JOB: HSS FDR Air Quality No-Build/35' Jets

RUN: FDR DRIVE BET E 67TH-75TH STS/35' JETS

LINK CONTRIBUTION TABLES

SECOND HIGHEST 8-HOUR AVERAGED LINK CONTRIBUTIONS
IN PARTS PER MILLION (PPM)
INCLUDING AMBIENT BACKGROUND CONCENTRATIONS.

Rcptr No.	Total Conc	Ending Day Hr	Ambient Backgnd	Total Link	Link +1	Link +2	Link +3	Link +4	Link +5	Link +6	Link +7	Link +8	Link +9	Link +10
20	1.06	(316,17)	.00	1.06	.01	.67	.00	.00	.00	.00	.34	.01	.00	.00
			Links	10+	.00	.01	.00	.00	.00	.00	.00	.00	.00	.00
21	1.07	(316,17)	.00	1.07	.01	.67	.00	.00	.00	.00	.36	.01	.00	.00
			Links	10+	.00	.01	.00	.00	.00	.00	.00	.00	.00	.00
22	1.11	(316,17)	.00	1.11	.01	.70	.00	.00	.00	.00	.37	.01	.00	.00
			Links	10+	.00	.01	.00	.00	.00	.00	.00	.00	.00	.00
23	1.11	(316,17)	.00	1.11	.01	.70	.00	.00	.00	.00	.37	.01	.00	.00
			Links	10+	.00	.01	.00	.00	.00	.00	.00	.00	.00	.00
24	1.13	(316,17)	.00	1.13	.01	.71	.00	.00	.00	.00	.37	.01	.00	.00
			Links	10+	.00	.01	.00	.00	.00	.00	.00	.00	.00	.00
25	1.11	(316,17)	.00	1.11	.01	.70	.00	.00	.00	.00	.37	.01	.00	.00
			Links	10+	.00	.01	.00	.00	.00	.00	.00	.00	.00	.00
26	1.10	(316,17)	.00	1.10	.01	.70	.00	.00	.00	.00	.37	.01	.00	.00
			Links	10+	.00	.00	.00	.00	.00	.00	.00	.00	.00	.00
27	1.11	(316,17)	.00	1.11	.00	.71	.00	.00	.00	.00	.39	.01	.00	.00
			Links	10+	.00	.00	.00	.00	.00	.00	.00	.00	.00	.00
28	1.11	(316,17)	.00	1.11	.00	.71	.00	.00	.00	.00	.39	.01	.00	.00
			Links	10+	.00	.00	.00	.00	.00	.00	.00	.00	.00	.00
29	1.20	(326, 1)	.00	1.20	.00	.56	.10	.00	.00	.19	.13	.00	.01	.00
			Links	10+	.21	.00	.00	.00	.00	.00	.00	.00	.00	.00
30	1.39	(326, 1)	.00	1.39	.00	.43	.19	.00	.00	.21	.04	.00	.01	.00
			Links	10+	.50	.00	.00	.00	.00	.00	.00	.00	.00	.00
31	1.97	(326, 1)	.00	1.97	.00	.20	.36	.00	.00	.29	.00	.00	.01	.00
			Links	10+	1.11	.00	.00	.00	.00	.00	.00	.00	.00	.00
32	2.14	(49,19)	.00	2.14	.00	.03	.36	.00	.00	.21	.04	.00	.01	.00
			Links	10+	1.49	.00	.00	.00	.00	.00	.00	.00	.00	.00
33	1.99	(250,24)	.00	1.99	.00	.00	.41	.00	.00	.19	.04	.00	.00	.00
			Links	10+	1.35	.00	.00	.00	.00	.00	.00	.00	.00	.00
34	1.72	(50,12)	.00	1.72	.00	.37	.27	.00	.00	.02	.30	.00	.00	.02
			Links	10+	.75	.00	.00	.00	.00	.00	.00	.00	.00	.00
35	1.43	(129,23)	.00	1.43	.00	.29	.36	.00	.00	.04	.25	.00	.00	.00
			Links	10+	.49	.00	.00	.00	.00	.00	.00	.00	.00	.00
36	1.26	(314,23)	.00	1.26	.00	.25	.36	.00	.00	.05	.25	.00	.00	.00
			Links	10+	.35	.00	.00	.00	.00	.00	.00	.00	.00	.00
37	1.15	(129,23)	.00	1.15	.00	.19	.45	.00	.00	.11	.18	.00	.00	.00
			Links	10+	.22	.00	.00	.00	.00	.00	.00	.00	.00	.00
38	1.09	(129,23)	.00	1.09	.00	.18	.46	.00	.00	.11	.18	.00	.00	.00
			Links	10+	.16	.00	.00	.00	.00	.00	.00	.00	.00	.00

JOB: HSS FDR Air Quality No-Build/35' Jets

RUN: FDR DRIVE BET E 67TH-75TH STS/35' JETS

LINK CONTRIBUTION TABLES

SECOND HIGHEST 8-HOUR AVERAGED LINK CONTRIBUTIONS
IN PARTS PER MILLION (PPM)
INCLUDING AMBIENT BACKGROUND CONCENTRATIONS.

Rcptr No.	Total Conc	Ending Day Hr	Ambient Backgnd	Total Link	Link +1	Link +2	Link +3	Link +4	Link +5	Link +6	Link +7	Link +8	Link +9	Link +10
39	1.04	(316,17)	.00	1.04	.00	.13	.49	.00	.00	.20	.13	.00	.00	.00
			Links	10+	.10	.00	.00	.00	.00	.00	.00	.00	.00	.00
40	1.04	(316,17)	.00	1.04	.00	.10	.51	.00	.00	.21	.11	.00	.01	.00
			Links	10+	.09	.00	.00	.00	.00	.00	.00	.00	.00	.00
41	1.02	(50,12)	.00	1.02	.00	.12	.48	.00	.00	.18	.15	.00	.00	.00
			Links	10+	.08	.00	.00	.00	.00	.00	.00	.00	.00	.00
42	1.01	(285,24)	.00	1.01	.00	.00	.61	.01	.01	.31	.00	.00	.06	.00
			Links	10+	.00	.00	.00	.00	.00	.00	.00	.00	.00	.00
43	.97	(50,12)	.00	.97	.00	.08	.48	.00	.00	.22	.12	.00	.02	.00
			Links	10+	.05	.00	.00	.00	.00	.00	.00	.00	.00	.00
44	.97	(316,17)	.00	.97	.00	.07	.53	.00	.00	.24	.09	.00	.01	.00
			Links	10+	.03	.00	.00	.00	.00	.00	.00	.00	.00	.00
45	.99	(316,17)	.00	.99	.00	.07	.53	.00	.00	.26	.09	.00	.01	.00
			Links	10+	.03	.00	.00	.00	.00	.00	.00	.00	.00	.00
46	.96	(316,17)	.00	.96	.00	.06	.53	.00	.00	.26	.09	.00	.01	.00
			Links	10+	.01	.00	.00	.00	.00	.00	.00	.00	.00	.00
47	.93	(50,12)	.00	.93	.00	.05	.53	.00	.00	.23	.08	.00	.02	.00
			Links	10+	.02	.00	.00	.00	.00	.00	.00	.00	.00	.00
48	.93	(129,23)	.00	.92	.00	.08	.55	.00	.00	.21	.08	.00	.01	.00
			Links	10+	.00	.00	.00	.00	.00	.00	.00	.00	.00	.00
49	.93	(129,23)	.00	.92	.00	.08	.55	.00	.00	.21	.08	.00	.01	.00
			Links	10+	.00	.00	.00	.00	.00	.00	.00	.00	.00	.00
50	.94	(129,23)	.00	.94	.00	.06	.56	.00	.00	.23	.08	.00	.01	.00
			Links	10+	.00	.00	.00	.00	.00	.00	.00	.00	.00	.00
51	.93	(316,17)	.00	.93	.00	.04	.54	.00	.00	.27	.04	.00	.01	.00
			Links	10+	.01	.00	.00	.00	.00	.00	.00	.00	.00	.00
52	.93	(316,17)	.00	.93	.00	.04	.54	.00	.00	.27	.04	.00	.01	.00
			Links	10+	.01	.00	.00	.00	.00	.00	.00	.00	.00	.00
53	.93	(316,17)	.00	.93	.00	.04	.54	.00	.00	.27	.04	.00	.01	.00
			Links	10+	.01	.00	.00	.00	.00	.00	.00	.00	.00	.00
54	.93	(326, 1)	.00	.93	.00	.00	.40	.19	.27	.07	.00	.00	.00	.00
			Links	10+	.00	.00	.00	.00	.00	.00	.00	.00	.00	.00
55	.89	(129,23)	.00	.89	.00	.05	.55	.00	.00	.23	.05	.00	.01	.00
			Links	10+	.00	.00	.00	.00	.00	.00	.00	.00	.00	.00
56	.89	(316,17)	.00	.89	.00	.01	.53	.01	.01	.26	.03	.00	.03	.00
			Links	10+	.00	.00	.00	.00	.00	.00	.00	.00	.00	.00
57	1.28	(198,24)	.00	1.28	.38	.00	.00	.00	.00	.00	.04	.23	.00	.00
			Links	10+	.00	.64	.00	.00	.00	.00	.00	.00	.00	.00

DATE : 7/21/ 8
TIME : 10:48:18

JOB: HSS FDR Air Quality No-Build/35' Jets

RUN: FDR DRIVE BET E 67TH-75TH STS/35' JETS

LINK CONTRIBUTION TABLES

SECOND HIGHEST 8-HOUR AVERAGED LINK CONTRIBUTIONS
IN PARTS PER MILLION (PPM)
INCLUDING AMBIENT BACKGROUND CONCENTRATIONS.

Rcptr No.	Total Conc	Ending Day Hr	Ambient Backgnd	Total Link	Link +1	Link +2	Link +3	Link +4	Link +5	Link +6	Link +7	Link +8	Link +9	Link +10
58	1.23	(326, 1)	.00	1.23	.40	.20	.00	.00	.00	.00	.27	.07	.00	.01
				Links 10+	.00	.27	.00	.00	.00	.00	.00	.00	.00	.00
59	1.30	(326, 1)	.00	1.30	.44	.11	.00	.00	.00	.00	.20	.13	.00	.00
				Links 10+	.00	.41	.00	.00	.00	.00	.00	.00	.00	.00
60	1.19	(326, 1)	.00	1.19	.47	.04	.00	.00	.00	.00	.13	.17	.00	.00
				Links 10+	.00	.37	.00	.00	.00	.00	.00	.00	.00	.00

MAXIMUM 1-HOUR AVERAGED LINK CONTRIBUTIONS
IN PARTS PER MILLION (PPM)
INCLUDING AMBIENT BACKGROUND CONCENTRATIONS.

Rcptr No.	Total Conc	Ending Day Hr	Ambient Backgnd	Total Link	Link +1	Link +2	Link +3	Link +4	Link +5	Link +6	Link +7	Link +8	Link +9	Link +10
1	2.30	(41,18)	.00	2.30	.00	1.50	.10	.00	.00	.10	.60	.00	.00	.00
				Links 10+	.00	.00	.00	.00	.00	.00	.00	.00	.00	.00
2	2.30	(41,18)	.00	2.30	.00	1.50	.10	.00	.00	.10	.60	.00	.00	.00
				Links 10+	.00	.00	.00	.00	.00	.00	.00	.00	.00	.00
3	2.30	(41,18)	.00	2.30	.00	1.50	.10	.00	.00	.10	.60	.00	.00	.00
				Links 10+	.00	.00	.00	.00	.00	.00	.00	.00	.00	.00
4	2.40	(50, 8)	.00	2.40	.30	1.00	.00	.00	.00	.00	.10	.40	.00	.00
				Links 10+	.00	.60	.00	.00	.00	.00	.00	.00	.00	.00
5	2.40	(50, 8)	.00	2.40	.20	1.10	.00	.00	.00	.00	.20	.40	.00	.00
				Links 10+	.00	.50	.00	.00	.00	.00	.00	.00	.00	.00
6	2.30	(41,18)	.00	2.30	.00	1.50	.10	.00	.00	.10	.60	.00	.00	.00
				Links 10+	.00	.00	.00	.00	.00	.00	.00	.00	.00	.00
7	2.30	(41,18)	.00	2.30	.00	1.50	.10	.00	.00	.10	.60	.00	.00	.00
				Links 10+	.00	.00	.00	.00	.00	.00	.00	.00	.00	.00
8	2.30	(41,18)	.00	2.30	.00	1.50	.10	.00	.00	.10	.60	.00	.00	.00
				Links 10+	.00	.00	.00	.00	.00	.00	.00	.00	.00	.00
9	2.30	(41,18)	.00	2.30	.00	1.50	.10	.00	.00	.10	.60	.00	.00	.00
				Links 10+	.00	.00	.00	.00	.00	.00	.00	.00	.00	.00
10	2.30	(41,18)	.00	2.30	.00	1.50	.10	.00	.00	.10	.60	.00	.00	.00
				Links 10+	.00	.00	.00	.00	.00	.00	.00	.00	.00	.00
11	2.20	(41,18)	.00	2.20	.00	1.50	.10	.00	.00	.10	.50	.00	.00	.00
				Links 10+	.00	.00	.00	.00	.00	.00	.00	.00	.00	.00
12	2.20	(41,18)	.00	2.20	.00	1.40	.10	.00	.00	.10	.50	.00	.00	.00
				Links 10+	.10	.00	.00	.00	.00	.00	.00	.00	.00	.00

JOB: HSS FDR Air Quality No-Build/35' Jets

RUN: FDR DRIVE BET E 67TH-75TH STS/35' JETS

LINK CONTRIBUTION TABLES

MAXIMUM 1-HOUR AVERAGED LINK CONTRIBUTIONS
IN PARTS PER MILLION (PPM)
INCLUDING AMBIENT BACKGROUND CONCENTRATIONS.

Rcptr No.	Total Conc	Ending Day Hr	Ambient Backgnd	Total Link	Link +1	Link +2	Link +3	Link +4	Link +5	Link +6	Link +7	Link +8	Link +9	Link +10
13	2.40	(41,18)	.00	2.40	.00	1.50	.10	.00	.10	.10	.50	.00	.00	.00
				Links 10+	.10	.00	.00	.00	.00	.00	.00	.00	.00	.00
14	2.30	(41,18)	.00	2.30	.00	1.40	.10	.00	.10	.10	.50	.00	.00	.00
				Links 10+	.10	.00	.00	.00	.00	.00	.00	.00	.00	.00
15	2.30	(41,18)	.00	2.30	.00	1.40	.10	.00	.10	.10	.50	.00	.00	.00
				Links 10+	.10	.00	.00	.00	.00	.00	.00	.00	.00	.00
16	2.30	(41,18)	.00	2.30	.00	1.40	.10	.00	.10	.10	.50	.00	.00	.00
				Links 10+	.10	.00	.00	.00	.00	.00	.00	.00	.00	.00
17	2.40	(41,18)	.00	2.40	.00	1.40	.10	.00	.10	.20	.50	.00	.00	.00
				Links 10+	.10	.00	.00	.00	.00	.00	.00	.00	.00	.00
18	2.40	(41,18)	.00	2.40	.00	1.40	.20	.00	.10	.20	.40	.00	.00	.00
				Links 10+	.10	.00	.00	.00	.00	.00	.00	.00	.00	.00
19	2.40	(41,18)	.00	2.40	.00	1.40	.20	.00	.10	.20	.40	.00	.00	.00
				Links 10+	.10	.00	.00	.00	.00	.00	.00	.00	.00	.00
20	2.30	(41,18)	.00	2.30	.00	1.30	.20	.00	.10	.20	.40	.00	.00	.00
				Links 10+	.10	.00	.00	.00	.00	.00	.00	.00	.00	.00
21	2.50	(41,18)	.00	2.50	.00	1.30	.20	.10	.10	.20	.40	.00	.10	.00
				Links 10+	.10	.00	.00	.00	.00	.00	.00	.00	.00	.00
22	2.50	(41,18)	.00	2.50	.00	1.30	.20	.10	.10	.20	.30	.00	.10	.00
				Links 10+	.20	.00	.00	.00	.00	.00	.00	.00	.00	.00
23	2.60	(41,18)	.00	2.60	.00	1.20	.30	.10	.10	.30	.30	.00	.10	.00
				Links 10+	.20	.00	.00	.00	.00	.00	.00	.00	.00	.00
24	2.60	(41,18)	.00	2.60	.00	1.20	.30	.10	.10	.30	.30	.00	.10	.00
				Links 10+	.20	.00	.00	.00	.00	.00	.00	.00	.00	.00
25	2.50	(41,18)	.00	2.50	.00	1.10	.30	.10	.10	.30	.20	.00	.10	.00
				Links 10+	.30	.00	.00	.00	.00	.00	.00	.00	.00	.00
26	2.60	(41,18)	.00	2.60	.00	1.00	.40	.10	.10	.40	.20	.00	.10	.00
				Links 10+	.30	.00	.00	.00	.00	.00	.00	.00	.00	.00
27	2.60	(41,18)	.00	2.60	.00	1.00	.40	.10	.10	.40	.10	.00	.10	.00
				Links 10+	.40	.00	.00	.00	.00	.00	.00	.00	.00	.00
28	2.70	(41,18)	.00	2.70	.00	.80	.50	.10	.10	.40	.10	.00	.10	.00
				Links 10+	.60	.00	.00	.00	.00	.00	.00	.00	.00	.00
29	3.00	(41,18)	.00	3.00	.00	.70	.70	.10	.10	.50	.00	.00	.10	.00
				Links 10+	.80	.00	.00	.00	.00	.00	.00	.00	.00	.00
30	3.20	(285,21)	.00	3.20	.00	.90	.40	.00	.00	.50	.10	.00	.10	.00
				Links 10+	1.20	.00	.00	.00	.00	.00	.00	.00	.00	.00
31	4.30	(285,21)	.00	4.30	.00	.40	.80	.00	.00	.60	.00	.00	.10	.00
				Links 10+	2.40	.00	.00	.00	.00	.00	.00	.00	.00	.00

JOB: HSS FDR Air Quality No-Build/35' Jets

RUN: FDR DRIVE BET E 67TH-75TH STS/35' JETS

LINK CONTRIBUTION TABLES

MAXIMUM 1-HOUR AVERAGED LINK CONTRIBUTIONS
IN PARTS PER MILLION (PPM)
INCLUDING AMBIENT BACKGROUND CONCENTRATIONS.

Rcptr No.	Total Conc	Ending Day Hr	Ambient Backgnd	Total Link	Link +1	Link +2	Link +3	Link +4	Link +5	Link +6	Link +7	Link +8	Link +9	Link +10
32	4.30	(172,16)	.00	4.30	.00	.00	.70	.00	.00	.40	.00	.00	.10	.00
				Links 10+	3.10	.00	.00	.00	.00	.00	.00	.00	.00	.00
33	3.70	(50, 8)	.00	3.70	.00	.90	.40	.00	.00	.00	.70	.00	.00	.10
				Links 10+	1.60	.00	.00	.00	.00	.00	.00	.00	.00	.00
34	3.80	(50, 8)	.00	3.80	.00	.60	.60	.00	.00	.00	.70	.00	.00	.10
				Links 10+	1.80	.00	.00	.00	.00	.00	.00	.00	.00	.00
35	3.20	(50, 8)	.00	3.20	.00	.40	.80	.00	.00	.10	.60	.00	.00	.10
				Links 10+	1.20	.00	.00	.00	.00	.00	.00	.00	.00	.00
36	2.60	(29, 9)	.00	2.60	.00	.40	.80	.00	.00	.10	.50	.00	.00	.10
				Links 10+	.70	.00	.00	.00	.00	.00	.00	.00	.00	.00
37	2.40	(316,17)	.00	2.40	.00	.60	.70	.00	.00	.10	.50	.00	.00	.00
				Links 10+	.50	.00	.00	.00	.00	.00	.00	.00	.00	.00
38	2.30	(316,17)	.00	2.30	.00	.50	.80	.00	.00	.10	.50	.00	.00	.00
				Links 10+	.40	.00	.00	.00	.00	.00	.00	.00	.00	.00
39	2.10	(50, 8)	.00	2.10	.00	.20	1.00	.00	.00	.40	.30	.00	.00	.00
				Links 10+	.20	.00	.00	.00	.00	.00	.00	.00	.00	.00
40	2.20	(316,17)	.00	2.20	.00	.40	.90	.00	.00	.20	.40	.00	.00	.00
				Links 10+	.30	.00	.00	.00	.00	.00	.00	.00	.00	.00
41	2.10	(316,17)	.00	2.10	.00	.40	.90	.00	.00	.20	.40	.00	.00	.00
				Links 10+	.20	.00	.00	.00	.00	.00	.00	.00	.00	.00
42	2.00	(50, 8)	.00	2.00	.00	.10	1.00	.00	.00	.50	.20	.00	.10	.00
				Links 10+	.10	.00	.00	.00	.00	.00	.00	.00	.00	.00
43	1.90	(29, 9)	.00	1.90	.00	.10	1.00	.00	.00	.40	.20	.00	.10	.00
				Links 10+	.10	.00	.00	.00	.00	.00	.00	.00	.00	.00
44	2.00	(316,17)	.00	2.00	.00	.30	1.00	.00	.00	.30	.30	.00	.00	.00
				Links 10+	.10	.00	.00	.00	.00	.00	.00	.00	.00	.00
45	2.00	(316,17)	.00	2.00	.00	.30	1.00	.00	.00	.30	.30	.00	.00	.00
				Links 10+	.10	.00	.00	.00	.00	.00	.00	.00	.00	.00
46	1.90	(50, 8)	.00	1.90	.00	.10	1.10	.00	.00	.50	.10	.00	.10	.00
				Links 10+	.00	.00	.00	.00	.00	.00	.00	.00	.00	.00
47	1.80	(50, 8)	.00	1.80	.00	.00	1.10	.00	.00	.50	.10	.00	.10	.00
				Links 10+	.00	.00	.00	.00	.00	.00	.00	.00	.00	.00
48	1.80	(29, 9)	.00	1.80	.00	.10	1.00	.00	.00	.50	.10	.00	.10	.00
				Links 10+	.00	.00	.00	.00	.00	.00	.00	.00	.00	.00
49	1.90	(285,21)	.00	1.90	.00	.00	1.10	.10	.10	.50	.00	.00	.10	.00
				Links 10+	.00	.00	.00	.00	.00	.00	.00	.00	.00	.00
50	1.90	(316,17)	.00	1.90	.00	.20	1.10	.00	.00	.30	.20	.00	.00	.00
				Links 10+	.10	.00	.00	.00	.00	.00	.00	.00	.00	.00

JOB: HSS FDR Air Quality No-Build/35' Jets

RUN: FDR DRIVE BET E 67TH-75TH STS/35' JETS

LINK CONTRIBUTION TABLES

MAXIMUM 1-HOUR AVERAGED LINK CONTRIBUTIONS
IN PARTS PER MILLION (PPM)
INCLUDING AMBIENT BACKGROUND CONCENTRATIONS.

Rcptr No.	Total Conc	Ending Day Hr	Ambient Backgnd	Total Link	Link +1	Link +2	Link +3	Link +4	Link +5	Link +6	Link +7	Link +8	Link +9	Link +10
51	2.00	(316,17)	.00	2.00	.00	.20	1.10	.00	.00	.40	.20	.00	.00	.00
			Links	10+	.10	.00	.00	.00	.00	.00	.00	.00	.00	.00
52	2.00	(316,17)	.00	2.00	.00	.20	1.10	.00	.00	.40	.20	.00	.00	.00
			Links	10+	.10	.00	.00	.00	.00	.00	.00	.00	.00	.00
53	2.00	(285,21)	.00	2.00	.00	.00	1.00	.30	.50	.20	.00	.00	.00	.00
			Links	10+	.00	.00	.00	.00	.00	.00	.00	.00	.00	.00
54	2.00	(316,17)	.00	2.00	.00	.20	1.10	.00	.00	.40	.20	.00	.00	.00
			Links	10+	.10	.00	.00	.00	.00	.00	.00	.00	.00	.00
55	2.00	(285,21)	.00	2.00	.00	.00	.50	.80	.70	.00	.00	.00	.00	.00
			Links	10+	.00	.00	.00	.00	.00	.00	.00	.00	.00	.00
56	1.90	(285,21)	.00	1.90	.00	.00	.00	1.20	.70	.00	.00	.00	.00	.00
			Links	10+	.00	.00	.00	.00	.00	.00	.00	.00	.00	.00
57	2.60	(172,16)	.00	2.60	.70	.10	.00	.00	.00	.00	.20	.30	.00	.00
			Links	10+	.00	1.30	.00	.00	.00	.00	.00	.00	.00	.00
58	2.50	(172,16)	.00	2.50	.70	.00	.00	.00	.00	.00	.10	.50	.00	.00
			Links	10+	.00	1.20	.00	.00	.00	.00	.00	.00	.00	.00
59	2.90	(285,21)	.00	2.90	1.00	.30	.00	.00	.00	.00	.40	.20	.00	.10
			Links	10+	.00	.90	.00	.00	.00	.00	.00	.00	.00	.00
60	2.80	(285,21)	.00	2.80	1.00	.10	.00	.00	.00	.00	.30	.40	.00	.10
			Links	10+	.00	.90	.00	.00	.00	.00	.00	.00	.00	.00

SECOND HIGHEST 1-HOUR AVERAGED LINK CONTRIBUTIONS
IN PARTS PER MILLION (PPM)
INCLUDING AMBIENT BACKGROUND CONCENTRATIONS.

Rcptr No.	Total Conc	Ending Day Hr	Ambient Backgnd	Total Link	Link +1	Link +2	Link +3	Link +4	Link +5	Link +6	Link +7	Link +8	Link +9	Link +10
1	2.30	(67, 7)	.00	2.30	.50	.10	.00	.00	.00	.00	.00	.50	.00	.00
			Links	10+	.00	1.20	.00	.00	.00	.00	.00	.00	.00	.00
2	2.30	(67, 7)	.00	2.30	.10	.70	.00	.00	.00	.00	.20	.30	.00	.00
			Links	10+	.00	1.00	.00	.00	.00	.00	.00	.00	.00	.00
3	2.20	(50, 8)	.00	2.20	.50	.70	.00	.00	.00	.00	.00	.50	.00	.00
			Links	10+	.00	.50	.00	.00	.00	.00	.00	.00	.00	.00
4	2.30	(41,18)	.00	2.30	.00	1.50	.10	.00	.00	.10	.60	.00	.00	.00
			Links	10+	.00	.00	.00	.00	.00	.00	.00	.00	.00	.00
5	2.30	(41,18)	.00	2.30	.00	1.50	.10	.00	.00	.10	.60	.00	.00	.00
			Links	10+	.00	.00	.00	.00	.00	.00	.00	.00	.00	.00

JOB: HSS FDR Air Quality No-Build/35' Jets

RUN: FDR DRIVE BET E 67TH-75TH STS/35' JETS

LINK CONTRIBUTION TABLES

SECOND HIGHEST 1-HOUR AVERAGED LINK CONTRIBUTIONS
IN PARTS PER MILLION (PPM)
INCLUDING AMBIENT BACKGROUND CONCENTRATIONS.

Rcptr No.	Total Conc	Ending Day Hr	Ambient Backgnd	Total Link	Link +1	Link +2	Link +3	Link +4	Link +5	Link +6	Link +7	Link +8	Link +9	Link +10
6	2.30	(50, 8)	.00	2.30	.20	1.10	.00	.00	.00	.00	.30	.30	.00	.00
				Links 10+	.00	.40	.00	.00	.00	.00	.00	.00	.00	.00
7	2.20	(29, 9)	.00	2.20	.20	1.10	.00	.00	.00	.00	.30	.30	.00	.00
				Links 10+	.00	.30	.00	.00	.00	.00	.00	.00	.00	.00
8	2.30	(50, 8)	.00	2.30	.10	1.20	.00	.00	.00	.00	.50	.20	.00	.00
				Links 10+	.00	.30	.00	.00	.00	.00	.00	.00	.00	.00
9	2.30	(50, 8)	.00	2.30	.10	1.30	.00	.00	.00	.00	.50	.20	.00	.00
				Links 10+	.00	.20	.00	.00	.00	.00	.00	.00	.00	.00
10	2.30	(50, 8)	.00	2.30	.10	1.30	.00	.00	.00	.00	.60	.10	.00	.00
				Links 10+	.00	.20	.00	.00	.00	.00	.00	.00	.00	.00
11	2.20	(50, 8)	.00	2.20	.10	1.30	.00	.00	.00	.00	.60	.10	.00	.00
				Links 10+	.00	.10	.00	.00	.00	.00	.00	.00	.00	.00
12	2.20	(285,21)	.00	2.20	.00	1.40	.00	.00	.00	.00	.70	.00	.00	.10
				Links 10+	.00	.00	.00	.00	.00	.00	.00	.00	.00	.00
13	2.20	(285,21)	.00	2.20	.00	1.40	.00	.00	.00	.00	.70	.00	.00	.10
				Links 10+	.00	.00	.00	.00	.00	.00	.00	.00	.00	.00
14	2.20	(285,21)	.00	2.20	.00	1.40	.00	.00	.00	.00	.70	.00	.00	.10
				Links 10+	.00	.00	.00	.00	.00	.00	.00	.00	.00	.00
15	2.20	(50, 8)	.00	2.20	.00	1.30	.00	.00	.00	.00	.70	.10	.00	.00
				Links 10+	.00	.10	.00	.00	.00	.00	.00	.00	.00	.00
16	2.20	(50, 8)	.00	2.20	.00	1.30	.00	.00	.00	.00	.70	.10	.00	.00
				Links 10+	.00	.10	.00	.00	.00	.00	.00	.00	.00	.00
17	2.20	(285,21)	.00	2.20	.00	1.40	.00	.00	.00	.00	.70	.00	.00	.10
				Links 10+	.00	.00	.00	.00	.00	.00	.00	.00	.00	.00
18	2.20	(285,21)	.00	2.20	.00	1.40	.00	.00	.00	.00	.70	.00	.00	.10
				Links 10+	.00	.00	.00	.00	.00	.00	.00	.00	.00	.00
19	2.20	(285,21)	.00	2.20	.00	1.40	.00	.00	.00	.00	.70	.00	.00	.10
				Links 10+	.00	.00	.00	.00	.00	.00	.00	.00	.00	.00
20	2.20	(285,21)	.00	2.20	.00	1.40	.00	.00	.00	.00	.70	.00	.00	.10
				Links 10+	.00	.00	.00	.00	.00	.00	.00	.00	.00	.00
21	2.20	(285,21)	.00	2.20	.00	1.40	.00	.00	.00	.00	.70	.00	.00	.10
				Links 10+	.00	.00	.00	.00	.00	.00	.00	.00	.00	.00
22	2.20	(50, 8)	.00	2.20	.00	1.40	.00	.00	.00	.00	.70	.00	.00	.10
				Links 10+	.00	.00	.00	.00	.00	.00	.00	.00	.00	.00
23	2.20	(50, 8)	.00	2.20	.00	1.40	.00	.00	.00	.00	.70	.00	.00	.10
				Links 10+	.00	.00	.00	.00	.00	.00	.00	.00	.00	.00
24	2.20	(50, 8)	.00	2.20	.00	1.40	.00	.00	.00	.00	.70	.00	.00	.10
				Links 10+	.00	.00	.00	.00	.00	.00	.00	.00	.00	.00

LINK CONTRIBUTION TABLES

SECOND HIGHEST 1-HOUR AVERAGED LINK CONTRIBUTIONS
IN PARTS PER MILLION (PPM)
INCLUDING AMBIENT BACKGROUND CONCENTRATIONS.

Rcptr No.	Total Conc	Ending Day Hr	Ambient Backgnd	Total Link	Link +1	Link +2	Link +3	Link +4	Link +5	Link +6	Link +7	Link +8	Link +9	Link +10
25	2.20	(140, 7)	.00	2.20	.00	.90	.30	.10	.10	.30	.20	.00	.00	.00
				Links 10+	.30	.00	.00	.00	.00	.00	.00	.00	.00	.00
26	2.20	(50, 8)	.00	2.20	.00	1.40	.00	.00	.00	.00	.70	.00	.00	.10
				Links 10+	.00	.00	.00	.00	.00	.00	.00	.00	.00	.00
27	2.40	(285,21)	.00	2.40	.00	1.40	.10	.00	.00	.20	.50	.00	.00	.00
				Links 10+	.20	.00	.00	.00	.00	.00	.00	.00	.00	.00
28	2.50	(285,21)	.00	2.50	.00	1.30	.10	.00	.00	.30	.40	.00	.10	.00
				Links 10+	.30	.00	.00	.00	.00	.00	.00	.00	.00	.00
29	2.70	(285,21)	.00	2.70	.00	1.20	.20	.00	.00	.40	.20	.00	.10	.00
				Links 10+	.60	.00	.00	.00	.00	.00	.00	.00	.00	.00
30	3.10	(41,18)	.00	3.10	.00	.40	.80	.10	.10	.50	.00	.00	.10	.00
				Links 10+	1.10	.00	.00	.00	.00	.00	.00	.00	.00	.00
31	3.40	(172,15)	.00	3.40	.00	.30	.60	.00	.00	.50	.00	.00	.10	.00
				Links 10+	1.90	.00	.00	.00	.00	.00	.00	.00	.00	.00
32	4.00	(285,21)	.00	4.00	.00	.00	1.10	.00	.00	.60	.00	.00	.10	.00
				Links 10+	2.20	.00	.00	.00	.00	.00	.00	.00	.00	.00
33	3.70	(67, 7)	.00	3.70	.00	.10	.60	.00	.00	.20	.20	.00	.00	.00
				Links 10+	2.60	.00	.00	.00	.00	.00	.00	.00	.00	.00
34	3.60	(76,19)	.00	3.60	.00	.60	.60	.00	.00	.00	.60	.00	.00	.10
				Links 10+	1.70	.00	.00	.00	.00	.00	.00	.00	.00	.00
35	3.10	(29, 9)	.00	3.10	.00	.50	.70	.00	.00	.10	.60	.00	.00	.10
				Links 10+	1.10	.00	.00	.00	.00	.00	.00	.00	.00	.00
36	2.60	(50, 8)	.00	2.60	.00	.30	.90	.00	.00	.20	.50	.00	.00	.00
				Links 10+	.70	.00	.00	.00	.00	.00	.00	.00	.00	.00
37	2.20	(29, 9)	.00	2.20	.00	.30	.80	.00	.00	.20	.40	.00	.00	.00
				Links 10+	.50	.00	.00	.00	.00	.00	.00	.00	.00	.00
38	2.10	(29, 9)	.00	2.10	.00	.30	.90	.00	.00	.20	.40	.00	.00	.00
				Links 10+	.30	.00	.00	.00	.00	.00	.00	.00	.00	.00
39	2.10	(316,17)	.00	2.10	.00	.50	.80	.00	.00	.10	.40	.00	.00	.00
				Links 10+	.30	.00	.00	.00	.00	.00	.00	.00	.00	.00
40	1.90	(29, 9)	.00	1.90	.00	.20	.90	.00	.00	.30	.30	.00	.00	.00
				Links 10+	.20	.00	.00	.00	.00	.00	.00	.00	.00	.00
41	1.90	(41,18)	.00	1.90	.00	.00	1.10	.20	.20	.40	.00	.00	.00	.00
				Links 10+	.00	.00	.00	.00	.00	.00	.00	.00	.00	.00
42	1.90	(29, 9)	.00	1.90	.00	.10	1.00	.00	.00	.40	.20	.00	.10	.00
				Links 10+	.10	.00	.00	.00	.00	.00	.00	.00	.00	.00
43	1.90	(50, 8)	.00	1.90	.00	.10	1.00	.00	.00	.50	.10	.00	.10	.00
				Links 10+	.10	.00	.00	.00	.00	.00	.00	.00	.00	.00

JOB: HSS FDR Air Quality No-Build/35' Jets

RUN: FDR DRIVE BET·E 67TH-75TH STS/35' JETS

LINK CONTRIBUTION TABLES

SECOND HIGHEST 1-HOUR AVERAGED LINK CONTRIBUTIONS
IN PARTS PER MILLION (PPM)
INCLUDING AMBIENT BACKGROUND CONCENTRATIONS.

Rcptr No.	Total Conc	Ending Day Hr	Ambient Backgnd	Total Link	Link +1	Link +2	Link +3	Link +4	Link +5	Link +6	Link +7	Link +8	Link +9	Link +10
44	1.90	(29, 9)	.00	1.90	.00	.10	1.00	.00	.00	.40	.20	.00	.10	.00
				Links 10+	.10	.00	.00	.00	.00	.00	.00	.00	.00	.00
45	1.90	(50, 8)	.00	1.90	.00	.10	1.10	.00	.00	.50	.10	.00	.10	.00
				Links 10+	.00	.00	.00	.00	.00	.00	.00	.00	.00	.00
46	1.90	(316,17)	.00	1.90	.00	.20	1.00	.00	.00	.30	.30	.00	.00	.00
				Links 10+	.10	.00	.00	.00	.00	.00	.00	.00	.00	.00
47	1.80	(285,21)	.00	1.80	.00	.00	1.10	.00	.10	.50	.00	.00	.10	.00
				Links 10+	.00	.00	.00	.00	.00	.00	.00	.00	.00	.00
48	1.80	(50, 8)	.00	1.80	.00	.00	1.10	.00	.00	.50	.10	.00	.10	.00
				Links 10+	.00	.00	.00	.00	.00	.00	.00	.00	.00	.00
49	1.80	(29, 9)	.00	1.80	.00	.10	1.00	.00	.00	.50	.10	.00	.10	.00
				Links 10+	.00	.00	.00	.00	.00	.00	.00	.00	.00	.00
50	1.90	(29, 9)	.00	1.90	.00	.10	1.10	.00	.00	.50	.10	.00	.10	.00
				Links 10+	.00	.00	.00	.00	.00	.00	.00	.00	.00	.00
51	1.90	(41,18)	.00	1.90	.00	.00	.80	.50	.50	.10	.00	.00	.00	.00
				Links 10+	.00	.00	.00	.00	.00	.00	.00	.00	.00	.00
52	1.80	(29, 9)	.00	1.80	.00	.10	1.00	.00	.00	.50	.10	.00	.10	.00
				Links 10+	.00	.00	.00	.00	.00	.00	.00	.00	.00	.00
53	2.00	(316,17)	.00	2.00	.00	.20	1.10	.00	.00	.40	.20	.00	.00	.00
				Links 10+	.10	.00	.00	.00	.00	.00	.00	.00	.00	.00
54	1.90	(285,21)	.00	1.90	.00	.00	.80	.40	.60	.10	.00	.00	.00	.00
				Links 10+	.00	.00	.00	.00	.00	.00	.00	.00	.00	.00
55	1.80	(29, 9)	.00	1.80	.00	.00	1.10	.00	.00	.50	.10	.00	.10	.00
				Links 10+	.00	.00	.00	.00	.00	.00	.00	.00	.00	.00
56	1.80	(50, 8)	.00	1.80	.00	.00	1.10	.00	.00	.60	.00	.00	.10	.00
				Links 10+	.00	.00	.00	.00	.00	.00	.00	.00	.00	.00
57	2.40	(220,15)	.00	2.40	.60	.00	.00	.00	.00	.00	.10	.40	.00	.00
				Links 10+	.00	1.30	.00	.00	.00	.00	.00	.00	.00	.00
58	2.50	(285,21)	.00	2.50	.80	.50	.00	.00	.00	.00	.60	.10	.00	.10
				Links 10+	.00	.40	.00	.00	.00	.00	.00	.00	.00	.00
59	2.30	(285,23)	.00	2.30	.80	.00	.00	.00	.00	.00	.20	.40	.00	.00
				Links 10+	.00	.90	.00	.00	.00	.00	.00	.00	.00	.00
60	2.40	(41,18)	.00	2.40	.70	.70	.00	.00	.00	.10	.60	.10	.00	.00
				Links 10+	.00	.20	.00	.00	.00	.00	.00	.00	.00	.00

JOB: HSS FDR Air Quality No-Build/35' Jets

RUN: FDR DRIVE BET E 67TH-75TH STS/35' JETS

CALM DURATION FREQUENCY

Hours of Consecutive Calm Winds	Frequency of Occurrence	(Julian day/hour ending) of Significant Occurrences
1	155	(5,13)(5,19)(5,23)(6, 4)(29,10)(41,19)(49,19)(52, 8)(52,12)(59,18) (61,13)(63, 2)(63,24)(67,13)(73,17)(75, 1)(75,22)(76,16)(82,20)(83,14) (85, 5)(86,13)(87, 1)(88, 6)(92, 5)(109,21)(110, 1)(110, 3)(118, 7)(118, 9) (122, 7)(124,23)(126,21)(126,23)(127, 8)(131, 4)(135, 7)(139, 5)(139,16)(140, 6) (141, 4)(141, 8)(145, 4)(145, 6)(146,21)(147, 7)(147,13)(148, 2)(148, 8)(148,10) (150,21)(150,23)(154, 4)(154,18)(156, 5)(156,11)(156,15)(157,16)(158, 7)(160, 7) (160,11)(162,12)(162,22)(163, 2)(164, 5)(165, 2)(165,16)(165,22)(166,13)(170, 1) (170,15)(173, 1)(174, 4)(174,11)(174,14)(174,22)(175, 2)(175,16)(176, 7)(177,22) (180, 5)(182,24)(183, 5)(184, 4)(185, 8)(185,10)(188, 1)(190, 9)(194,21)(196, 3) (199, 2)(200, 2)(200,18)(200,23)(201, 1)(206, 3)(213,24)(216,10)(218,22)(219, 4) (224, 6)(225, 4)(226, 7)(227,17)(227,19)(227,21)(232, 5)(233, 6)(236,12)(238, 5) (247, 1)(247,11)(247,20)(249,16)(249,18)(249,20)(250,11)(253,10)(253,14)(257, 6) (258,22)(263,11)(264,24)(265, 2)(267, 5)(273,10)(275, 6)(281, 2)(281, 5)(282, 2) (282, 7)(282,15)(285,22)(286,23)(291, 6)(297,22)(298, 4)(298, 9)(305,23)(307, 4) (307,11)(308, 5)(310, 3)(315, 3)(316,16)(320,16)(326, 1)(326,17)(326,22)(330, 6) (338,24)(343,13)(350,14)(357, 4)(358, 4)
2	42	(6, 2)(26,13)(26,16)(34,15)(37,14)(50, 6)(66,24)(75, 4)(76,21)(83, 6) (95,22)(117,23)(124, 5)(125, 3)(127,12)(131, 1)(132, 7)(138, 1)(147, 5)(154, 9) (174, 2)(175, 5)(175, 8)(179,12)(190, 7)(196, 6)(197,17)(198, 5)(202,23)(211, 5) (228, 3)(253,22)(259, 2)(263, 5)(267,11)(279, 1)(293, 9)(310, 1)(314, 4)(326,14) (327, 2)(350,12)
3	14	(29, 6)(118, 4)(145, 1)(165, 8)(201, 6)(247,24)(282,12)(298, 2)(309,22)(314, 8) (320, 7)(320,11)(331, 7)(351, 5)
4	6	(1, 9)(115, 7)(141,13)(170, 6)(231, 7)(280, 5)
5	5	(64,15)(77, 3)(139, 2)(330, 3)(362,13)
6	3	(163,10)(225,13)(359,22)
7	1	(140, 4)
8	1	(54,14)
16	1	(48,12)
23	1	(13,18)

Program terminated normally

JOB: HSS FDR Air Quality No-Build/35' Jets

RUN: FDR DRIVE BET E 67TH-75TH STS/35' JETS

General Information

Run start date: 1/ 1/ 4 Julian: 1
end date: 12/31/ 4 Julian: 366

A Tier 2 approach was used for input data preparation.

The MODE flag has been set to C for calculating CO averages.

Ambient background concentrations are included in the averages below.

Site & Meteorological Constants

VS = .0 CM/S VD = .0 CM/S Z0 = 175. CM ATIM = 60.

Met. Sfc. Sta. Id & Yr = 72503 2004
Upper Air Sta. Id & Yr = 94703 2004

CAUTION: The input years for the Run and Meteorological data differ. The respective values are: 4 and 2004.

Urban mixing heights were processed.

In 2004, Julian day 1 is a Thursday.

The patterns from the input file have been assigned as follows:

Pattern # 1 is assigned to Monday.
Pattern # 1 is assigned to Tuesday.
Pattern # 1 is assigned to Wednesday.
Pattern # 1 is assigned to Thursday.
Pattern # 1 is assigned to Friday.
Pattern # 1 is assigned to Saturday.
Pattern # 1 is assigned to Sunday.

Link Data Constants - (Variable data in *.LNK file)

LINK DESCRIPTION	LINK COORDINATES (FT) X1	Y1	X2	Y2	LENGTH (FT)	BRG (DEG)	TYPE	H (FT)	W (FT)	NLANES
1. FDR N/B 67th-68th St*	-132.0	-225.0	15.0	-10.0	260.	34.	AG	.0	36.0	
2. FDR N/B 68th-71st St*	15.0	-10.0	438.0	608.0	749.	34.	AG	.0	36.0	
3. FDR N/B 71st-73rd St*	438.0	608.0	773.0	1098.0	594.	34.	AG	.0	36.0	
4. FDR N/B 73rd-75th St*	773.0	1098.0	1056.0	1625.0	598.	28.	AG	.0	36.0	
5. FDR S/B 75th-73rd St*	743.0	1118.0	1026.0	1645.0	598.	28.	AG	.0	36.0	
6. FDR S/B 73rd-71st St*	408.0	628.0	743.0	1118.0	594.	34.	AG	.0	36.0	

DATE : 7/21/ 8
TIME : 10:52:59

JOB: HSS FDR Air Quality No-Build/35' Jets RUN: FDR DRIVE BET E 67TH-75TH STS/35' JETS

Link Data Constants - (Variable data in *.LNK file)

	LINK DESCRIPTION	LINK COORDINATES (FT) X1	Y1	X2	Y2	LENGTH (FT)	BRG (DEG)	TYPE	H (FT)	W (FT)	NLANES
7.	FDR S/B 71st-68th St	-15.0	10.0	408.0	628.0	749.	34.	AG	.0	36.0	
8.	FDR S/B 68th-67th St	-162.0	-205.0	-15.0	10.0	260.	34.	AG	.0	36.0	
9.	FDR Service Rd 73-71	385.0	644.0	720.0	1134.0	594.	34.	AG	.0	32.0	
10.	FDR Service Rd 68-71	-38.0	26.0	385.0	644.0	749.	34.	AG	.0	32.0	
11.	FDR N/B 35' Jet 71St	438.0	608.0	458.0	637.0	35.	35.	AG	.0	32.0	
12.	FDR S/B 35' Jet 68St	-15.0	10.0	-35.0	-19.0	35.	215.	AG	.0	32.0	

Receptor Data

	RECEPTOR	COORDINATES (FT) X	Y	Z
1.	RECEPTOR 1	34.0	-23.0	6.0
2.	RECEPTOR 2	48.0	-4.0	6.0
3.	RECEPTOR 3	62.0	17.0	6.0
4.	RECEPTOR 4	75.0	37.0	6.0
5.	RECEPTOR 5	89.0	57.0	6.0
6.	RECEPTOR 6	103.0	77.0	6.0
7.	RECEPTOR 7	117.0	97.0	6.0
8.	RECEPTOR 8	130.0	117.0	6.0
9.	RECEPTOR 9	144.0	137.0	6.0
10.	RECEPTOR 10	158.0	158.0	6.0
11.	RECEPTOR 11	172.0	178.0	6.0
12.	RECEPTOR 12	186.0	198.0	6.0
13.	RECEPTOR 13	199.0	218.0	6.0
14.	RECEPTOR 14	213.0	238.0	6.0
15.	RECEPTOR 15	227.0	258.0	6.0
16.	RECEPTOR 16	241.0	278.0	6.0
17.	RECEPTOR 17	255.0	299.0	6.0
18.	RECEPTOR 18	268.0	319.0	6.0
19.	RECEPTOR 19	282.0	339.0	6.0
20.	RECEPTOR 20	296.0	359.0	6.0
21.	RECEPTOR 21	310.0	379.0	6.0
22.	RECEPTOR 22	323.0	399.0	6.0
23.	RECEPTOR 23	337.0	419.0	6.0
24.	RECEPTOR 24	351.0	440.0	6.0
25.	RECEPTOR 25	365.0	460.0	6.0
26.	RECEPTOR 26	379.0	480.0	6.0
27.	RECEPTOR 27	392.0	500.0	6.0
28.	RECEPTOR 28	406.0	520.0	6.0

JOB: HSS FDR Air Quality No-Build/35' Jets

RUN: FDR DRIVE BET E 67TH-75TH STS/35' JETS

Receptor Data

RECEPTOR	COORDINATES (FT) X	Y	Z
29. RECEPTOR 29	420.0	540.0	6.0
30. RECEPTOR 30	434.0	561.0	6.0
31. RECEPTOR 31	447.0	581.0	6.0
32. RECEPTOR 32	461.0	601.0	6.0
33. RECEPTOR 33	475.0	621.0	6.0
34. RECEPTOR 34	489.0	641.0	6.0
35. RECEPTOR 35	503.0	661.0	6.0
36. RECEPTOR 36	516.0	681.0	6.0
37. RECEPTOR 37	530.0	702.0	6.0
38. RECEPTOR 38	544.0	722.0	6.0
39. RECEPTOR 39	558.0	742.0	6.0
40. RECEPTOR 40	571.0	762.0	6.0
41. RECEPTOR 41	585.0	782.0	6.0
42. RECEPTOR 42	599.0	802.0	6.0
43. RECEPTOR 43	613.0	822.0	6.0
44. RECEPTOR 44	627.0	843.0	6.0
45. RECEPTOR 45	640.0	863.0	6.0
46. RECEPTOR 46	654.0	883.0	6.0
47. RECEPTOR 47	668.0	903.0	6.0
48. RECEPTOR 48	682.0	923.0	6.0
49. RECEPTOR 49	696.0	943.0	6.0
50. RECEPTOR 50	709.0	964.0	6.0
51. RECEPTOR 51	723.0	984.0	6.0
52. RECEPTOR 52	737.0	1004.0	6.0
53. RECEPTOR 53	751.0	1024.0	6.0
54. RECEPTOR 54	764.0	1044.0	6.0
55. RECEPTOR 55	778.0	1064.0	6.0
56. RECEPTOR 56	792.0	1084.0	6.0
57. RECEPTOR 57	20.0	-44.0	6.0
58. RECEPTOR 58	6.0	-64.0	6.0
59. RECEPTOR 59	-7.0	-84.0	6.0
60. RECEPTOR 60	-21.0	-104.0	6.0

DATE : 7/21/ 8
TIME : 10:52:59

JOB: HSS FDR Air Quality No-Build/35' Jets

RUN: FDR DRIVE BET E 67TH-75TH STS/35' JETS

Model Results

Remarks : In search of the wind direction corresponding to the maximum concentration, only the first direction, of the directions with the same maximum concentrations, is indicated as the maximum.

* MAXIMUM HOURLY CONCENTRATIONS WITH ANY AMBIENT BACKGROUND CONCENTRATIONS (BKG) ADDED

(PPM)

	REC1	REC2	REC3	REC4	REC5	REC6	REC7	REC8	REC9	REC10
MAX+BKG	2.6	2.4	2.2	2.2	2.2	2.2	2.2	2.2	2.2	2.2
- BKG	.0	.0	.0	.0	.0	.0	.0	.0	.0	.0
MAX	2.6	2.4	2.2	2.2	2.2	2.2	2.2	2.2	2.2	2.2
WIND DIR	282	282	261	13	13	13	13	13	13	13
JULIAN	60	60	87	299	299	299	299	299	299	299
HOUR	8	8	9	18	18	18	18	18	18	18

	REC11	REC12	REC13	REC14	REC15	REC16	REC17	REC18	REC19	REC20
MAX+BKG	2.1	2.1	2.1	2.1	2.1	2.1	2.1	2.2	2.2	2.3
- BKG	.0	.0	.0	.0	.0	.0	.0	.0	.0	.0
MAX	2.1	2.1	2.1	2.1	2.1	2.1	2.1	2.2	2.2	2.3
WIND DIR	324	324	324	324	324	324	324	13	13	13
JULIAN	94	94	94	94	94	94	94	299	299	299
HOUR	17	17	17	17	17	17	17	18	18	18

	REC21	REC22	REC23	REC24	REC25	REC26	REC27	REC28	REC29	REC30
MAX+BKG	2.1	2.1	2.2	2.3	2.3	2.3	2.4	2.5	2.8	3.0
- BKG	.0	.0	.0	.0	.0	.0	.0	.0	.0	.0
MAX	2.1	2.1	2.2	2.3	2.3	2.3	2.4	2.5	2.8	3.0
WIND DIR	324	324	13	13	13	13	13	13	13	13
JULIAN	94	94	299	299	299	299	299	299	299	299
HOUR	17	17	18	18	18	18	18	18	18	18

	REC31	REC32	REC33	REC34	REC35	REC36	REC37	REC38	REC39	REC40
MAX+BKG	3.5	5.1	4.1	3.0	2.7	2.4	2.1	2.0	2.0	1.9
- BKG	.0	.0	.0	.0	.0	.0	.0	.0	.0	.0
MAX	3.5	5.1	4.1	3.0	2.7	2.4	2.1	2.0	2.0	1.9
WIND DIR	13	324	282	232	229	229	232	217	217	217
JULIAN	299	94	60	323	276	276	323	99	99	99
HOUR	18	17	8	16	21	21	16	18	18	18

JOB: HSS FDR Air Quality No-Build/35' Jets

RUN: FDR DRIVE BET E 67TH-75TH STS/35' JETS

* MAXIMUM HOURLY CONCENTRATIONS WITH ANY AMBIENT BACKGROUND CONCENTRATIONS (BKG) ADDED
(PPM)

	REC41	REC42	REC43	REC44	REC45	REC46	REC47	REC48	REC49	REC50
MAX+BKG	1.9	1.9	1.9	1.9	1.9	1.9	1.7	1.9	1.8	1.9
- BKG	.0	.0	.0	.0	.0	.0	.0	.0	.0	.0
MAX	1.9	1.9	1.9	1.9	1.9	1.9	1.7	1.9	1.8	1.9
WIND DIR	13	13	13	13	13	13	13	13	13	13
JULIAN	299	299	299	299	299	299	299	299	299	299
HOUR	18	18	18	18	18	18	18	18	18	18

	REC51	REC52	REC53	REC54	REC55	REC56	REC57	REC58	REC59	REC60
MAX+BKG	1.8	1.9	1.9	2.0	1.8	1.8	2.9	2.9	2.3	2.5
- BKG	.0	.0	.0	.0	.0	.0	.0	.0	.0	.0
MAX	1.8	1.9	1.9	2.0	1.8	1.8	2.9	2.9	2.3	2.5
WIND DIR	217	13	13	13	217	13	324	324	324	13
JULIAN	99	299	299	299	99	299	94	94	94	299
HOUR	18	18	18	18	18	18	17	17	17	18

THE HIGHEST CONCENTRATION OF 5.10 PPM OCCURRED AT RECEPTOR REC32.

DATE : 7/21/ 8
TIME : 11: 7:19

JOB: HSS FDR Air Quality No-Build/35' Jets

RUN: FDR DRIVE BET E 67TH-75TH STS/35' JETS

==========
Output Section
==========

NOTES PERTAINING TO THE REPORT

1. THE HIGHEST AVERAGE IN EACH OF THE FIRST TWO COLUMNS OF EACH TABLE BELOW ARE SUFFIXED BY AN ASTERISK (*). FOR PM OUTPUT, THERE IS ONLY ONE COLUMN AND ASTERISK FOR THE ANNUAL AVERAGE/PERIOD OF CONCERN TABLE.

2. THE NUMBERS IN PARENTHESES ARE THE JULIAN DAY AND ENDING HOUR FOR THE PRECEDING AVERAGE.

3. THE NUMBER OF CALM HOURS USED IN PRODUCING EACH AVERAGE ARE PREFIXED BY A C.

PRIMARY AVERAGES.

MAXIMUM 8-HOUR RUNNING NONOVERLAPPING AVERAGE CONCENTRATIONS
IN PARTS PER MILLION (PPM),
INCLUDING AMBIENT BACKGROUND CONCENTRATIONS.

Receptor Number	Highest Conc	Highest Ending Day Hr	Highest Calm	Second highest Conc	Second highest Ending Day Hr	Second highest Calm
1	1.38	(327,21)	C 0	1.33	(94,21)	C 2
2	1.33	(94,21)	C 2	1.15	(327,21)	C 0
3	1.25	(94,21)	C 2	1.11	(316,23)	C 0
4	1.18	(94,21)	C 2	1.13	(356,22)	C 0
5	1.13	(94,21)	C 2	1.10	(323,18)	C 0
6	1.12	(94,21)	C 2	1.10	(323,18)	C 0
7	1.12	(94,21)	C 2	1.09	(323,18)	C 0
8	1.13	(94,21)	C 2	1.09	(323,18)	C 0
9	1.13	(94,21)	C 2	1.09	(323,18)	C 0
10	1.13	(94,21)	C 2	1.08	(323,18)	C 0
11	1.15	(94,21)	C 2	1.05	(323,18)	C 0
12	1.15	(94,21)	C 2	1.06	(323,18)	C 0
13	1.15	(94,21)	C 2	1.06	(323,18)	C 0
14	1.15	(94,21)	C 2	1.08	(323,18)	C 0
15	1.15	(94,21)	C 2	1.08	(323,18)	C 0
16	1.13	(94,21)	C 2	1.06	(323,18)	C 0
17	1.12	(94,21)	C 2	1.04	(323,18)	C 0
18	1.12	(94,21)	C 2	1.03	(323,18)	C 0
19	1.12	(94,21)	C 2	1.00	(323,18)	C 0
20	1.12	(94,21)	C 2	1.01	(323,18)	C 0
21	1.13	(94,21)	C 2	1.01	(323,18)	C 0
22	1.13	(94,21)	C 2	1.03	(323,18)	C 0
23	1.13	(94,21)	C 2	1.01	(323,18)	C 0
24	1.13	(94,21)	C 2	1.05	(323,18)	C 0

JOB: HSS FDR Air Quality No-Build/35' Jets RUN: FDR DRIVE BET E 67TH-75TH STS/35' JETS

MAXIMUM 8-HOUR RUNNING NONOVERLAPPING AVERAGE CONCENTRATIONS
IN PARTS PER MILLION (PPM),
INCLUDING AMBIENT BACKGROUND CONCENTRATIONS.

Receptor Number	Highest Conc	Ending Day Hr	Calm	Second highest Conc	Ending Day Hr	Calm
25	1.13	(94,21)	C 2	1.05	(323,18)	C 0
26	1.13	(94,21)	C 2	1.01	(323,18)	C 0
27	1.13	(94,21)	C 2	1.05	(323,18)	C 0
28	1.12	(94,21)	C 2	1.08	(159, 1)	C 0
29	1.11	(32,22)	C 0	1.10	(159, 1)	C 0
30	1.24	(32,23)	C 0	1.23	(159, 1)	C 0
31	1.67	(324,19)	C 2	1.57	(299,22)	C 1
32	2.33*	(324,13)	C 3	2.21*	(327,21)	C 0
33	2.23	(94,21)	C 2	2.05	(316,22)	C 0
34	1.75	(323,19)	C 0	1.61	(260,23)	C 0
35	1.46	(323,19)	C 0	1.30	(261, 1)	C 0
36	1.28	(323,19)	C 0	1.14	(261, 1)	C 0
37	1.16	(323,19)	C 0	1.00	(94,21)	C 2
38	1.10	(323,18)	C 0	.96	(261, 1)	C 0
39	1.01	(323,18)	C 0	.93	(94,21)	C 2
40	1.00	(323,18)	C 0	.95	(94,21)	C 2
41	.95	(94,21)	C 2	.95	(323,18)	C 0
42	.92	(323,18)	C 0	.90	(94,21)	C 2
43	.94	(323,18)	C 0	.90	(94,21)	C 2
44	.92	(94,21)	C 2	.90	(323,18)	C 0
45	.93	(94,21)	C 2	.91	(323,18)	C 0
46	.92	(94,21)	C 2	.90	(323,18)	C 0
47	.90	(94,21)	C 2	.88	(323,18)	C 0
48	.90	(94,21)	C 2	.88	(323,18)	C 0
49	.90	(94,21)	C 2	.86	(323,18)	C 0
50	.93	(94,21)	C 2	.86	(323,18)	C 0
51	.92	(94,21)	C 2	.86	(323,18)	C 0
52	.90	(94,21)	C 2	.86	(323,18)	C 0
53	.92	(94,21)	C 2	.86	(323,18)	C 0
54	.95	(94,21)	C 2	.87	(323,18)	C 0
55	.92	(94,21)	C 2	.87	(324,19)	C 2
56	.90	(94,21)	C 2	.86	(323,18)	C 0
57	1.44	(327,21)	C 0	1.43	(324,13)	C 3
58	1.38	(324,19)	C 2	1.24	(192,23)	C 1
59	1.13	(324,19)	C 2	1.09	(299,22)	C 1
60	1.04	(299,22)	C 1	1.01	(32,23)	C 0

FIVE HIGHEST 1-HOUR END-TO-END AVERAGE CONCENTRATIONS IN PARTS PER MILLION
INCLUDING AMBIENT BACKGROUND CONCENTRATIONS.

Rcptr No.	Highest Conc	Ending Day Hr	Calm	Second Highest Conc	Ending Day Hr	Calm	Third Highest Conc	Ending Day Hr	Calm	Fourth Highest Conc	Ending Day Hr	Calm	Fifth Highest Conc	Ending Day Hr	Calm
1	2.60	(60, 8)	C 0	2.50	(94,17)	C 0	2.40	(61, 7)	C 0	2.20	(11, 9)	C 0	2.20	(61, 8)	C 0

DATE : 7/21/ 8
TIME : 11: 7:19

JOB: HSS FDR Air Quality No-Build/35' Jets

RUN: FDR DRIVE BET E 67TH-75TH STS/35' JETS

FIVE HIGHEST 1-HOUR END-TO-END AVERAGE CONCENTRATIONS IN PARTS PER MILLION
INCLUDING AMBIENT BACKGROUND CONCENTRATIONS.

Rcptr	Highest			Second Highest			Third Highest			Fourth Highest			Fifth Highest		
No.	Conc	Ending Day Hr	Calm	Conc	Ending Day Hr	Calm	Conc	Ending Day Hr	Calm	Conc	Ending Day Hr	Calm	Conc	Ending Day Hr	Calm
2	2.40	(60, 8)	C 0	2.20	(87, 9)	C 0	2.20	(94,17)	C 0	2.20	(299,18)	C 0	2.10	(61, 7)	C 0
3	2.20	(87, 9)	C 0	2.20	(299,18)	C 0	2.10	(94,17)	C 0	2.00	(126,22)	C 0	2.00	(174,21)	C 0
4	2.20	(299,18)	C 0	2.10	(94,17)	C 0	2.00	(87, 9)	C 0	2.00	(174,21)	C 0	2.00	(356,16)	C 0
5	2.20	(299,18)	C 0	2.10	(94,17)	C 0	1.90	(323,16)	C 0	1.90	(144,18)	C 0	1.90	(174,21)	C 0
6	2.20	(299,18)	C 0	2.10	(94,17)	C 0	2.00	(356,16)	C 0	1.90	(323,16)	C 0	1.80	(144,18)	C 0
7	2.20	(299,18)	C 0	2.10	(94,17)	C 0	1.90	(276,21)	C 0	1.90	(323,16)	C 0	1.90	(356,16)	C 0
8	2.20	(299,18)	C 0	2.10	(94,17)	C 0	1.90	(323,16)	C 0	1.90	(356,16)	C 0	1.80	(276,21)	C 0
9	2.20	(299,18)	C 0	2.10	(94,17)	C 0	1.90	(276,21)	C 0	1.90	(323,16)	C 0	1.80	(303, 8)	C 0
10	2.20	(299,18)	C 0	2.10	(94,17)	C 0	1.90	(276,21)	C 0	1.90	(323,16)	C 0	1.90	(356,16)	C 0
11	2.10	(94,17)	C 0	2.10	(299,18)	C 0	1.80	(323,16)	C 0	1.80	(356,16)	C 0	1.70	(99,18)	C 0
12	2.10	(94,17)	C 0	2.10	(299,18)	C 0	1.80	(276,21)	C 0	1.80	(323,16)	C 0	1.80	(356,16)	C 0
13	2.10	(94,17)	C 0	2.10	(299,18)	C 0	1.90	(276,21)	C 0	1.90	(323,16)	C 0	1.90	(356,16)	C 0
14	2.10	(94,17)	C 0	2.10	(299,18)	C 0	1.90	(276,21)	C 0	1.90	(323,16)	C 0	1.90	(356,16)	C 0
15	2.10	(94,17)	C 0	2.10	(299,18)	C 0	1.90	(276,21)	C 0	1.90	(323,16)	C 0	1.90	(356,16)	C 0
16	2.10	(94,17)	C 0	2.10	(299,18)	C 0	1.90	(276,21)	C 0	1.90	(323,16)	C 0	1.90	(356,16)	C 0
17	2.10	(94,17)	C 0	2.10	(299,18)	C 0	1.90	(276,21)	C 0	1.90	(323,16)	C 0	1.80	(228, 8)	C 0
18	2.20	(299,18)	C 0	2.10	(94,17)	C 0	1.80	(99,18)	C 0	1.80	(226,19)	C 0	1.80	(228, 8)	C 0
19	2.20	(299,18)	C 0	2.10	(94,17)	C 0	1.90	(32,17)	C 0	1.90	(276,21)	C 0	1.80	(99,18)	C 0
20	2.30	(299,18)	C 0	2.10	(94,17)	C 0	1.80	(99,18)	C 0	1.80	(64,16)	C 0	1.80	(228, 8)	C 0
21	2.10	(94,17)	C 0	2.10	(299,18)	C 0	1.90	(99,18)	C 0	1.80	(64,16)	C 0	1.70	(32,17)	C 0
22	2.10	(94,17)	C 0	2.10	(299,18)	C 0	1.90	(99,18)	C 0	1.80	(32,17)	C 0	1.80	(228, 8)	C 0
23	2.20	(299,18)	C 0	2.10	(94,17)	C 0	1.90	(99,18)	C 0	1.80	(32,17)	C 0	1.80	(229,14)	C 0
24	2.30	(299,18)	C 0	2.10	(94,17)	C 0	1.90	(99,18)	C 0	1.80	(228, 8)	C 0	1.80	(276,21)	C 0
25	2.30	(299,18)	C 0	2.10	(94,17)	C 0	1.80	(32,17)	C 0	1.80	(95, 9)	C 0	1.80	(228, 8)	C 0
26	2.30	(299,18)	C 0	2.10	(94,17)	C 0	1.90	(228, 8)	C 0	1.90	(32,17)	C 0	1.80	(229,14)	C 0
27	2.40	(299,18)	C 0	2.10	(94,17)	C 0	2.00	(32,17)	C 0	1.90	(322, 8)	C 0	1.90	(228, 8)	C 0
28	2.50	(299,18)	C 0	2.00	(94,17)	C 0	2.00	(228, 8)	C 0	2.00	(322, 8)	C 0	1.90	(321,19)	C 0
29	2.80	(299,18)	C 0	2.20	(228, 8)	C 0	2.20	(322, 8)	C 0	2.10	(267,19)	C 0	2.00	(32,17)	C 0
30	3.00	(299,18)	C 0	2.60	(228, 8)	C 0	2.50	(322, 8)	C 0	2.40	(95, 9)	C 0	2.30	(267,19)	C 0
31	3.50	(299,18)	C 0	3.20	(94,17)	C 0	3.20	(299,15)	C 0	3.00	(322,16)	C 0	2.90	(33,17)	C 0
32	5.10*	(94,17)	C 0	4.20*	(201, 8)	C 0	4.20	(281, 8)	C 0	4.10	(266, 8)	C 0	4.00	(327,19)	C 0
33	4.10	(60, 8)	C 0	3.70	(87, 9)	C 0	3.50	(61, 7)	C 0	3.30	(94,17)	C 0	3.30	(154,22)	C 0
34	3.00	(323,16)	C 0	2.90	(174,21)	C 0	2.90	(276,21)	C 0	2.90	(356,16)	C 0	2.80	(87, 9)	C 0
35	2.70	(276,21)	C 0	2.60	(323,16)	C 0	2.60	(356,16)	C 0	2.40	(99,18)	C 0	2.30	(144,18)	C 0
36	2.40	(276,21)	C 0	2.20	(99,18)	C 0	2.20	(323,16)	C 0	2.10	(64,16)	C 0	2.10	(226,19)	C 0
37	2.10	(323,16)	C 0	2.10	(356,16)	C 0	2.10	(99,18)	C 0	2.00	(64,16)	C 0	2.00	(276,21)	C 0
38	2.00	(99,18)	C 0	1.90	(276,21)	C 0	1.90	(323,16)	C 0	1.80	(299,18)	C 0	1.80	(64,16)	C 0
39	2.00	(99,18)	C 0	1.80	(276,21)	C 0	1.80	(299,18)	C 0	1.80	(64,16)	C 0	1.80	(356,16)	C 0
40	1.90	(99,18)	C 0	1.90	(299,18)	C 0	1.80	(276,21)	C 0	1.80	(323,16)	C 0	1.80	(356,16)	C 0
41	1.90	(299,18)	C 0	1.80	(99,18)	C 0	1.70	(276,21)	C 0	1.70	(323,16)	C 0	1.70	(64,16)	C 0
42	1.90	(299,18)	C 0	1.80	(64,16)	C 0	1.80	(99,18)	C 0	1.70	(276,21)	C 0	1.60	(94,17)	C 0

JOB: HSS FDR Air Quality No-Build/35' Jets

RUN: FDR DRIVE BET E 67TH-75TH STS/35' JETS

FIVE HIGHEST 1-HOUR END-TO-END AVERAGE CONCENTRATIONS IN PARTS PER MILLION
INCLUDING AMBIENT BACKGROUND CONCENTRATIONS.

Rcptr	Highest			Second Highest			Third Highest			Fourth Highest			Fifth Highest		
No.	Conc	Ending Day Hr	Calm	Conc	Ending Day Hr	Calm	Conc	Ending Day Hr	Calm	Conc	Ending Day Hr	Calm	Conc	Ending Day Hr	Calm
43	1.90	(299,18)	C 0	1.80	(99,18)	C 0	1.70	(276,21)	C 0	1.60	(64,16)	C 0	1.60	(94,17)	C 0
44	1.90	(299,18)	C 0	1.70	(99,18)	C 0	1.60	(94,17)	C 0	1.60	(226,19)	C 0	1.60	(276,21)	C 0
45	1.90	(299,18)	C 0	1.80	(99,18)	C 0	1.60	(94,17)	C 0	1.60	(276,21)	C 0	1.60	(323,16)	C 0
46	1.90	(299,18)	C 0	1.70	(99,18)	C 0	1.60	(94,17)	C 0	1.60	(323,16)	C 0	1.50	(64,16)	C 0
47	1.70	(299,18)	C 0	1.60	(99,18)	C 0	1.60	(94,17)	C 0	1.50	(64,16)	C 0	1.50	(226,19)	C 0
48	1.90	(299,18)	C 0	1.60	(99,18)	C 0	1.60	(94,17)	C 0	1.60	(356,16)	C 0	1.50	(64,16)	C 0
49	1.80	(299,18)	C 0	1.60	(99,18)	C 0	1.60	(64,16)	C 0	1.60	(94,17)	C 0	1.60	(356,16)	C 0
50	1.90	(299,18)	C 0	1.80	(99,18)	C 0	1.70	(64,16)	C 0	1.70	(323,16)	C 0	1.60	(94,17)	C 0
51	1.80	(99,18)	C 0	1.80	(299,18)	C 0	1.70	(323,16)	C 0	1.60	(94,17)	C 0	1.60	(276,21)	C 0
52	1.90	(299,18)	C 0	1.70	(99,18)	C 0	1.70	(323,16)	C 0	1.60	(94,17)	C 0	1.60	(276,21)	C 0
53	1.90	(299,18)	C 0	1.70	(99,18)	C 0	1.70	(94,17)	C 0	1.70	(323,16)	C 0	1.60	(276,21)	C 0
54	2.00	(299,18)	C 0	1.80	(99,18)	C 0	1.70	(94,17)	C 0	1.60	(276,21)	C 0	1.60	(323,16)	C 0
55	1.80	(99,18)	C 0	1.80	(299,18)	C 0	1.60	(226,19)	C 0	1.60	(276,21)	C 0	1.60	(323,16)	C 0
56	1.80	(299,18)	C 0	1.60	(94,17)	C 0	1.60	(99,18)	C 0	1.60	(226,19)	C 0	1.60	(276,21)	C 0
57	2.90	(94,17)	C 0	2.70	(266, 8)	C 0	2.60	(264,19)	C 0	2.60	(281, 8)	C 0	2.60	(327,19)	C 0
58	2.90	(94,17)	C 0	2.50	(201, 8)	C 0	2.40	(245, 7)	C 0	2.30	(281, 8)	C 0	2.20	(299,18)	C 0
59	2.30	(94,17)	C 0	2.30	(299,18)	C 0	2.10	(299,15)	C 0	2.00	(33,17)	C 0	2.00	(322,16)	C 0
60	2.50	(299,18)	C 0	1.90	(94,17)	C 0	1.90	(228, 8)	C 0	1.90	(322, 8)	C 0	1.90	(322,16)	C 0

MAXIMUM 8-HOUR AVERAGED LINK CONTRIBUTIONS
IN PARTS PER MILLION (PPM)
INCLUDING AMBIENT BACKGROUND CONCENTRATIONS.

Rcptr No.	Total Conc	Ending Day Hr	Ambient Backgnd	Total Link	Link +1	Link +2	Link +3	Link +4	Link +5	Link +6	Link +7	Link +8	Link +9	Link +10
1	1.38	(327,21)	.00	1.38	.23	.35	.00	.00	.00	.00	.21	.14	.00	.00
			Links	10+	.00	.45	.00	.00	.00	.00	.00	.00	.00	.00
2	1.33	(94,21)	.00	1.33	.15	.52	.00	.00	.00	.00	.22	.13	.00	.02
			Links	10+	.00	.30	.00	.00	.00	.00	.00	.00	.00	.00
3	1.25	(94,21)	.00	1.25	.07	.62	.00	.00	.00	.00	.27	.10	.00	.02
			Links	10+	.00	.18	.00	.00	.00	.00	.00	.00	.00	.00
4	1.18	(94,21)	.00	1.18	.03	.65	.00	.00	.00	.00	.32	.05	.00	.02
			Links	10+	.00	.12	.00	.00	.00	.00	.00	.00	.00	.00
5	1.13	(94,21)	.00	1.13	.03	.65	.00	.00	.00	.00	.33	.05	.00	.02
			Links	10+	.00	.05	.00	.00	.00	.00	.00	.00	.00	.00
6	1.12	(94,21)	.00	1.12	.03	.67	.00	.00	.00	.00	.35	.02	.00	.02
			Links	10+	.00	.03	.00	.00	.00	.00	.00	.00	.00	.00
7	1.12	(94,21)	.00	1.12	.02	.68	.00	.00	.00	.00	.35	.02	.00	.02
			Links	10+	.00	.03	.00	.00	.00	.00	.00	.00	.00	.00

DATE : 7/21/ 8
TIME : 11: 7:19

JOB: HSS FDR Air Quality No-Build/35' Jets

RUN: FDR DRIVE BET·E 67TH-75TH STS/35' JETS

LINK CONTRIBUTION TABLES

MAXIMUM 8-HOUR AVERAGED LINK CONTRIBUTIONS
IN PARTS PER MILLION (PPM)
INCLUDING AMBIENT BACKGROUND CONCENTRATIONS.

Rcptr No.	Total Conc	Ending Day Hr	Ambient Backgnd	Total Link	Link +1	Link +2	Link +3	Link +4	Link +5	Link +6	Link +7	Link +8	Link +9	Link +10
8	1.13	(94,21)	.00	1.13	.02	.70	.00	.00	.00	.00	.37	.02	.00	.02
				Links 10+	.00	.02	.00	.00	.00	.00	.00	.00	.00	.00
9	1.13	(94,21)	.00	1.13	.02	.70	.00	.00	.00	.00	.37	.02	.00	.02
				Links 10+	.00	.02	.00	.00	.00	.00	.00	.00	.00	.00
10	1.13	(94,21)	.00	1.13	.02	.70	.00	.00	.00	.00	.37	.02	.00	.02
				Links 10+	.00	.02	.00	.00	.00	.00	.00	.00	.00	.00
11	1.15	(94,21)	.00	1.15	.02	.70	.00	.00	.00	.00	.38	.02	.00	.02
				Links 10+	.00	.02	.00	.00	.00	.00	.00	.00	.00	.00
12	1.15	(94,21)	.00	1.15	.02	.70	.00	.00	.00	.00	.38	.02	.00	.02
				Links 10+	.00	.02	.00	.00	.00	.00	.00	.00	.00	.00
13	1.15	(94,21)	.00	1.15	.02	.70	.00	.00	.00	.00	.38	.02	.00	.02
				Links 10+	.00	.02	.00	.00	.00	.00	.00	.00	.00	.00
14	1.15	(94,21)	.00	1.15	.02	.70	.00	.00	.00	.00	.38	.02	.00	.02
				Links 10+	.00	.02	.00	.00	.00	.00	.00	.00	.00	.00
15	1.15	(94,21)	.00	1.15	.00	.72	.00	.00	.00	.00	.38	.02	.00	.02
				Links 10+	.00	.02	.00	.00	.00	.00	.00	.00	.00	.00
16	1.13	(94,21)	.00	1.13	.00	.72	.00	.00	.00	.00	.38	.02	.00	.02
				Links 10+	.00	.00	.00	.00	.00	.00	.00	.00	.00	.00
17	1.12	(94,21)	.00	1.12	.00	.72	.00	.00	.00	.00	.38	.00	.00	.02
				Links 10+	.00	.00	.00	.00	.00	.00	.00	.00	.00	.00
18	1.12	(94,21)	.00	1.12	.00	.72	.00	.00	.00	.00	.38	.00	.00	.02
				Links 10+	.00	.00	.00	.00	.00	.00	.00	.00	.00	.00
19	1.12	(94,21)	.00	1.12	.00	.72	.00	.00	.00	.00	.38	.00	.00	.02
				Links 10+	.00	.00	.00	.00	.00	.00	.00	.00	.00	.00
20	1.12	(94,21)	.00	1.12	.00	.72	.00	.00	.00	.00	.38	.00	.00	.02
				Links 10+	.00	.00	.00	.00	.00	.00	.00	.00	.00	.00
21	1.13	(94,21)	.00	1.13	.00	.72	.00	.00	.00	.00	.40	.00	.00	.02
				Links 10+	.00	.00	.00	.00	.00	.00	.00	.00	.00	.00
22	1.13	(94,21)	.00	1.13	.00	.72	.00	.00	.00	.00	.40	.00	.00	.02
				Links 10+	.00	.00	.00	.00	.00	.00	.00	.00	.00	.00
23	1.13	(94,21)	.00	1.13	.00	.72	.00	.00	.00	.00	.40	.00	.00	.02
				Links 10+	.00	.00	.00	.00	.00	.00	.00	.00	.00	.00
24	1.13	(94,21)	.00	1.13	.00	.72	.00	.00	.00	.00	.40	.00	.00	.02
				Links 10+	.00	.00	.00	.00	.00	.00	.00	.00	.00	.00
25	1.13	(94,21)	.00	1.13	.00	.72	.00	.00	.00	.00	.40	.00	.00	.02
				Links 10+	.00	.00	.00	.00	.00	.00	.00	.00	.00	.00
26	1.13	(94,21)	.00	1.13	.00	.72	.00	.00	.00	.00	.40	.00	.00	.02
				Links 10+	.00	.00	.00	.00	.00	.00	.00	.00	.00	.00

JOB: HSS FDR Air Quality No-Build/35' Jets

RUN: FDR DRIVE BET E 67TH-75TH STS/35' JETS

LINK CONTRIBUTION TABLES

MAXIMUM 8-HOUR AVERAGED LINK CONTRIBUTIONS
IN PARTS PER MILLION (PPM)
INCLUDING AMBIENT BACKGROUND CONCENTRATIONS.

Rcptr No.	Total Conc	Ending Day Hr	Ambient Backgnd	Total Link	Link +1	Link +2	Link +3	Link +4	Link +5	Link +6	Link +7	Link +8	Link +9	Link +10
27	1.13	(94,21)	.00	1.13	.00	.72	.00	.00	.00	.00	.40	.00	.00	.02
			Links	10+	.00	.00	.00	.00	.00	.00	.00	.00	.00	.00
28	1.12	(94,21)	.00	1.12	.00	.72	.00	.00	.00	.00	.40	.00	.00	.00
			Links	10+	.00	.00	.00	.00	.00	.00	.00	.00	.00	.00
29	1.11	(32,22)	.00	1.11	.00	.35	.20	.01	.01	.20	.03	.00	.00	.00
			Links	10+	.31	.00	.00	.00	.00	.00	.00	.00	.00	.00
30	1.24	(32,23)	.00	1.24	.00	.25	.26	.01	.01	.21	.01	.00	.00	.00
			Links	10+	.48	.00	.00	.00	.00	.00	.00	.00	.00	.00
31	1.67	(324,19)	.00	1.67	.00	.33	.27	.00	.00	.22	.10	.00	.02	.00
			Links	10+	.73	.00	.00	.00	.00	.00	.00	.00	.00	.00
32	2.33	(324,13)	.00	2.33	.00	.05	.37	.00	.00	.23	.05	.00	.00	.00
			Links	10+	1.63	.00	.00	.00	.00	.00	.00	.00	.00	.00
33	2.23	(94,21)	.00	2.23	.00	.17	.43	.00	.00	.18	.15	.00	.02	.00
			Links	10+	1.28	.00	.00	.00	.00	.00	.00	.00	.00	.00
34	1.75	(323,19)	.00	1.75	.00	.35	.30	.00	.00	.01	.30	.00	.00	.00
			Links	10+	.79	.00	.00	.00	.00	.00	.00	.00	.00	.00
35	1.46	(323,19)	.00	1.46	.00	.26	.36	.00	.00	.05	.27	.00	.00	.00
			Links	10+	.51	.00	.00	.00	.00	.00	.00	.00	.00	.00
36	1.28	(323,19)	.00	1.27	.00	.20	.41	.00	.00	.09	.24	.00	.00	.00
			Links	10+	.34	.00	.00	.00	.00	.00	.00	.00	.00	.00
37	1.16	(323,19)	.00	1.16	.00	.15	.45	.00	.00	.14	.20	.00	.00	.00
			Links	10+	.23	.00	.00	.00	.00	.00	.00	.00	.00	.00
38	1.10	(323,18)	.00	1.10	.00	.14	.46	.00	.00	.16	.18	.00	.00	.00
			Links	10+	.16	.00	.00	.00	.00	.00	.00	.00	.00	.00
39	1.01	(323,18)	.00	1.01	.00	.11	.46	.00	.00	.16	.15	.00	.00	.00
			Links	10+	.13	.00	.00	.00	.00	.00	.00	.00	.00	.00
40	1.00	(323,18)	.00	1.00	.00	.09	.49	.00	.00	.20	.13	.00	.00	.00
			Links	10+	.10	.00	.00	.00	.00	.00	.00	.00	.00	.00
41	.95	(94,21)	.00	.95	.00	.03	.57	.00	.00	.27	.03	.00	.03	.00
			Links	10+	.02	.00	.00	.00	.00	.00	.00	.00	.00	.00
42	.92	(323,18)	.00	.93	.00	.08	.50	.00	.00	.20	.10	.00	.00	.00
			Links	10+	.05	.00	.00	.00	.00	.00	.00	.00	.00	.00
43	.94	(323,18)	.00	.94	.00	.08	.51	.00	.00	.21	.10	.00	.00	.00
			Links	10+	.04	.00	.00	.00	.00	.00	.00	.00	.00	.00
44	.92	(94,21)	.00	.92	.00	.02	.55	.00	.00	.28	.02	.00	.03	.00
			Links	10+	.02	.00	.00	.00	.00	.00	.00	.00	.00	.00
45	.93	(94,21)	.00	.93	.00	.02	.57	.00	.00	.28	.02	.00	.03	.00
			Links	10+	.02	.00	.00	.00	.00	.00	.00	.00	.00	.00

DATE : 7/21/ 8
TIME : 11: 7:19

JOB: HSS FDR Air Quality No-Build/35' Jets

RUN: FDR DRIVE BET E 67TH-75TH STS/35' JETS

LINK CONTRIBUTION TABLES

MAXIMUM 8-HOUR AVERAGED LINK CONTRIBUTIONS
IN PARTS PER MILLION (PPM)
INCLUDING AMBIENT BACKGROUND CONCENTRATIONS.

Rcptr No.	Total Conc	Ending Day Hr	Ambient Backgnd	Total Link	Link +1	Link +2	Link +3	Link +4	Link +5	Link +6	Link +7	Link +8	Link +9	Link +10
46	.92	(94,21)	.00	.92	.00	.02	.57	.00	.00	.28	.02	.00	.03	.00
				Links 10+	.00	.00	.00	.00	.00	.00	.00	.00	.00	.00
47	.90	(94,21)	.00	.90	.00	.02	.55	.00	.00	.28	.02	.00	.03	.00
				Links 10+	.00	.00	.00	.00	.00	.00	.00	.00	.00	.00
48	.90	(94,21)	.00	.90	.00	.02	.55	.00	.00	.28	.02	.00	.03	.00
				Links 10+	.00	.00	.00	.00	.00	.00	.00	.00	.00	.00
49	.90	(94,21)	.00	.90	.00	.02	.55	.00	.00	.28	.02	.00	.03	.00
				Links 10+	.00	.00	.00	.00	.00	.00	.00	.00	.00	.00
50	.93	(94,21)	.00	.93	.00	.02	.57	.00	.00	.28	.02	.00	.05	.00
				Links 10+	.00	.00	.00	.00	.00	.00	.00	.00	.00	.00
51	.92	(94,21)	.00	.92	.00	.02	.57	.00	.00	.28	.02	.00	.03	.00
				Links 10+	.00	.00	.00	.00	.00	.00	.00	.00	.00	.00
52	.90	(94,21)	.00	.90	.00	.02	.55	.00	.00	.28	.02	.00	.03	.00
				Links 10+	.00	.00	.00	.00	.00	.00	.00	.00	.00	.00
53	.92	(94,21)	.00	.92	.00	.02	.55	.00	.02	.28	.02	.00	.03	.00
				Links 10+	.00	.00	.00	.00	.00	.00	.00	.00	.00	.00
54	.95	(94,21)	.00	.95	.00	.02	.57	.00	.03	.27	.02	.00	.05	.00
				Links 10+	.00	.00	.00	.00	.00	.00	.00	.00	.00	.00
55	.92	(94,21)	.00	.92	.00	.02	.53	.03	.07	.23	.02	.00	.02	.00
				Links 10+	.00	.00	.00	.00	.00	.00	.00	.00	.00	.00
56	.90	(94,21)	.00	.90	.00	.02	.37	.17	.13	.18	.02	.00	.02	.00
				Links 10+	.00	.00	.00	.00	.00	.00	.00	.00	.00	.00
57	1.44	(327,21)	.00	1.44	.43	.09	.00	.00	.00	.00	.10	.24	.00	.00
				Links 10+	.00	.59	.00	.00	.00	.00	.00	.00	.00	.00
58	1.38	(324,19)	.00	1.38	.40	.10	.00	.00	.00	.00	.15	.18	.00	.00
				Links 10+	.00	.55	.00	.00	.00	.00	.00	.00	.00	.00
59	1.13	(324,19)	.00	1.13	.42	.07	.00	.00	.00	.00	.08	.20	.00	.00
				Links 10+	.00	.37	.00	.00	.00	.00	.00	.00	.00	.00
60	1.04	(299,22)	.00	1.04	.37	.10	.00	.00	.00	.00	.14	.14	.00	.01
				Links 10+	.00	.27	.00	.00	.00	.00	.00	.00	.00	.00

JOB: HSS FDR Air Quality No-Build/35' Jets

RUN: FDR DRIVE BET E 67TH-75TH STS/35' JETS

LINK CONTRIBUTION TABLES

SECOND HIGHEST 8-HOUR AVERAGED LINK CONTRIBUTIONS
IN PARTS PER MILLION (PPM)
INCLUDING AMBIENT BACKGROUND CONCENTRATIONS.

Rcptr No.	Total Conc	Ending Day Hr	Ambient Backgnd	Total Link	Link +1	Link +2	Link +3	Link +4	Link +5	Link +6	Link +7	Link +8	Link +9	Link +10
1	1.33	(94,21)	.00	1.33	.35	.25	.00	.00	.00	.00	.13	.22	.00	.00
				Links 10+	.00	.38	.00	.00	.00	.00	.00	.00	.00	.00
2	1.15	(327,21)	.00	1.15	.03	.57	.00	.00	.00	.00	.29	.06	.00	.00
				Links 10+	.00	.20	.00	.00	.00	.00	.00	.00	.00	.00
3	1.11	(316,23)	.00	1.11	.11	.49	.00	.00	.00	.00	.15	.14	.00	.00
				Links 10+	.00	.23	.00	.00	.00	.00	.00	.00	.00	.00
4	1.13	(356,22)	.00	1.13	.10	.53	.00	.00	.00	.00	.16	.14	.00	.00
				Links 10+	.00	.20	.00	.00	.00	.00	.00	.00	.00	.00
5	1.10	(323,18)	.00	1.10	.15	.51	.00	.00	.00	.00	.13	.14	.00	.00
				Links 10+	.00	.18	.00	.00	.00	.00	.00	.00	.00	.00
6	1.10	(323,18)	.00	1.10	.11	.55	.00	.00	.00	.00	.16	.13	.00	.00
				Links 10+	.00	.15	.00	.00	.00	.00	.00	.00	.00	.00
7	1.09	(323,18)	.00	1.09	.09	.59	.00	.00	.00	.00	.18	.11	.00	.00
				Links 10+	.00	.13	.00	.00	.00	.00	.00	.00	.00	.00
8	1.09	(323,18)	.00	1.09	.06	.60	.00	.00	.00	.00	.21	.10	.00	.00
				Links 10+	.00	.11	.00	.00	.00	.00	.00	.00	.00	.00
9	1.09	(323,18)	.00	1.09	.05	.63	.00	.00	.00	.00	.25	.08	.00	.00
				Links 10+	.00	.09	.00	.00	.00	.00	.00	.00	.00	.00
10	1.08	(323,18)	.00	1.08	.04	.65	.00	.00	.00	.00	.26	.05	.00	.00
				Links 10+	.00	.08	.00	.00	.00	.00	.00	.00	.00	.00
11	1.05	(323,18)	.00	1.05	.04	.65	.00	.00	.00	.00	.26	.05	.00	.00
				Links 10+	.00	.05	.00	.00	.00	.00	.00	.00	.00	.00
12	1.06	(323,18)	.00	1.06	.04	.65	.00	.00	.00	.00	.28	.05	.00	.00
				Links 10+	.00	.05	.00	.00	.00	.00	.00	.00	.00	.00
13	1.06	(323,18)	.00	1.06	.03	.68	.00	.00	.00	.00	.28	.04	.00	.00
				Links 10+	.00	.05	.00	.00	.00	.00	.00	.00	.00	.00
14	1.08	(323,18)	.00	1.08	.03	.68	.00	.00	.00	.00	.30	.04	.00	.00
				Links 10+	.00	.04	.00	.00	.00	.00	.00	.00	.00	.00
15	1.08	(323,18)	.00	1.08	.01	.68	.00	.00	.00	.00	.31	.04	.00	.00
				Links 10+	.00	.04	.00	.00	.00	.00	.00	.00	.00	.00
16	1.06	(323,18)	.00	1.06	.01	.68	.00	.00	.00	.00	.31	.04	.00	.00
				Links 10+	.00	.03	.00	.00	.00	.00	.00	.00	.00	.00
17	1.04	(323,18)	.00	1.04	.00	.68	.00	.00	.00	.00	.31	.03	.00	.00
				Links 10+	.00	.03	.00	.00	.00	.00	.00	.00	.00	.00
18	1.03	(323,18)	.00	1.03	.00	.68	.00	.00	.00	.00	.31	.03	.00	.00
				Links 10+	.00	.01	.00	.00	.00	.00	.00	.00	.00	.00
19	1.00	(323,18)	.00	1.00	.00	.68	.00	.00	.00	.00	.31	.01	.00	.00
				Links 10+	.00	.00	.00	.00	.00	.00	.00	.00	.00	.00

DATE : 7/21/ 8
TIME : 11: 7:19

JOB: HSS FDR Air Quality No-Build/35' Jets

RUN: FDR DRIVE BET E 67TH-75TH STS/35' JETS

LINK CONTRIBUTION TABLES

SECOND HIGHEST 8-HOUR AVERAGED LINK CONTRIBUTIONS
IN PARTS PER MILLION (PPM)
INCLUDING AMBIENT BACKGROUND CONCENTRATIONS.

Rcptr No.	Total Conc	Ending Day Hr	Ambient Backgnd	Total Link	Link +1	Link +2	Link +3	Link +4	Link +5	Link +6	Link +7	Link +8	Link +9	Link +10
20	1.01	(323,18)	.00	1.01	.00	.68	.00	.00	.00	.00	.34	.00	.00	.00
				Links 10+	.00	.00	.00	.00	.00	.00	.00	.00	.00	.00
21	1.01	(323,18)	.00	1.01	.00	.68	.00	.00	.00	.00	.34	.00	.00	.00
				Links 10+	.00	.00	.00	.00	.00	.00	.00	.00	.00	.00
22	1.03	(323,18)	.00	1.03	.00	.69	.00	.00	.00	.00	.34	.00	.00	.00
				Links 10+	.00	.00	.00	.00	.00	.00	.00	.00	.00	.00
23	1.01	(323,18)	.00	1.01	.00	.68	.00	.00	.00	.00	.34	.00	.00	.00
				Links 10+	.00	.00	.00	.00	.00	.00	.00	.00	.00	.00
24	1.05	(323,18)	.00	1.05	.00	.71	.00	.00	.00	.00	.34	.00	.00	.00
				Links 10+	.00	.00	.00	.00	.00	.00	.00	.00	.00	.00
25	1.05	(323,18)	.00	1.05	.00	.71	.00	.00	.00	.00	.34	.00	.00	.00
				Links 10+	.00	.00	.00	.00	.00	.00	.00	.00	.00	.00
26	1.01	(323,18)	.00	1.01	.00	.68	.00	.00	.00	.00	.34	.00	.00	.00
				Links 10+	.00	.00	.00	.00	.00	.00	.00	.00	.00	.00
27	1.05	(323,18)	.00	1.05	.00	.71	.00	.00	.00	.00	.34	.00	.00	.00
				Links 10+	.00	.00	.00	.00	.00	.00	.00	.00	.00	.00
28	1.08	(159, 1)	.00	1.08	.00	.34	.24	.03	.04	.16	.03	.00	.00	.00
				Links 10+	.25	.00	.00	.00	.00	.00	.00	.00	.00	.00
29	1.10	(159, 1)	.00	1.10	.00	.26	.30	.03	.04	.16	.03	.00	.00	.00
				Links 10+	.29	.00	.00	.00	.00	.00	.00	.00	.00	.00
30	1.23	(159, 1)	.00	1.23	.00	.21	.36	.03	.04	.16	.03	.00	.00	.00
				Links 10+	.40	.00	.00	.00	.00	.00	.00	.00	.00	.00
31	1.57	(299,22)	.00	1.57	.00	.14	.34	.00	.00	.20	.00	.00	.04	.00
				Links 10+	.84	.00	.00	.00	.00	.00	.00	.00	.00	.00
32	2.21	(327,21)	.00	2.21	.00	.15	.36	.00	.00	.19	.14	.00	.01	.00
				Links 10+	1.36	.00	.00	.00	.00	.00	.00	.00	.00	.00
33	2.05	(316,22)	.00	2.05	.00	.26	.29	.00	.00	.08	.24	.00	.00	.00
				Links 10+	1.19	.00	.00	.00	.00	.00	.00	.00	.00	.00
34	1.61	(260,23)	.00	1.61	.00	.28	.31	.00	.00	.04	.27	.00	.00	.00
				Links 10+	.71	.00	.00	.00	.00	.00	.00	.00	.00	.00
35	1.30	(261, 1)	.00	1.30	.00	.25	.32	.00	.00	.04	.21	.00	.00	.00
				Links 10+	.47	.00	.00	.00	.00	.00	.00	.00	.00	.00
36	1.14	(261, 1)	.00	1.14	.00	.19	.36	.00	.00	.08	.21	.00	.00	.00
				Links 10+	.30	.00	.00	.00	.00	.00	.00	.00	.00	.00
37	1.00	(94,21)	.00	1.00	.00	.05	.55	.00	.00	.27	.03	.00	.03	.00
				Links 10+	.07	.00	.00	.00	.00	.00	.00	.00	.00	.00
38	.96	(261, 1)	.00	.96	.00	.14	.41	.00	.00	.11	.15	.00	.00	.00
				Links 10+	.15	.00	.00	.00	.00	.00	.00	.00	.00	.00

JOB: HSS FDR Air Quality No-Build/35' Jets

RUN: FDR DRIVE BET E 67TH-75TH STS/35' JETS

LINK CONTRIBUTION TABLES

SECOND HIGHEST 8-HOUR AVERAGED LINK CONTRIBUTIONS
IN PARTS PER MILLION (PPM)
INCLUDING AMBIENT BACKGROUND CONCENTRATIONS.

Rcptr No.	Total Conc	Ending Day Hr	Ambient Backgnd	Total Link	Link +1	Link +2	Link +3	Link +4	Link +5	Link +6	Link +7	Link +8	Link +9	Link +10
39	.93	(94,21)	.00	.93	.00	.03	.53	.00	.00	.27	.03	.00	.03	.00
			Links	10+	.03	.00	.00	.00	.00	.00	.00	.00	.00	.00
40	.95	(94,21)	.00	.95	.00	.03	.57	.00	.00	.27	.03	.00	.03	.00
			Links	10+	.02	.00	.00	.00	.00	.00	.00	.00	.00	.00
41	.95	(323,18)	.00	.95	.00	.09	.49	.00	.00	.20	.11	.00	.00	.00
			Links	10+	.06	.00	.00	.00	.00	.00	.00	.00	.00	.00
42	.90	(94,21)	.00	.90	.00	.02	.55	.00	.00	.27	.02	.00	.03	.00
			Links	10+	.02	.00	.00	.00	.00	.00	.00	.00	.00	.00
43	.90	(94,21)	.00	.90	.00	.02	.55	.00	.00	.27	.02	.00	.03	.00
			Links	10+	.02	.00	.00	.00	.00	.00	.00	.00	.00	.00
44	.90	(323,18)	.00	.90	.00	.05	.51	.00	.00	.22	.08	.00	.00	.00
			Links	10+	.04	.00	.00	.00	.00	.00	.00	.00	.00	.00
45	.91	(323,18)	.00	.91	.00	.05	.53	.00	.00	.24	.08	.00	.00	.00
			Links	10+	.03	.00	.00	.00	.00	.00	.00	.00	.00	.00
46	.90	(323,18)	.00	.90	.00	.05	.53	.00	.00	.24	.06	.00	.00	.00
			Links	10+	.03	.00	.00	.00	.00	.00	.00	.00	.00	.00
47	.88	(323,18)	.00	.88	.00	.05	.53	.00	.00	.24	.05	.00	.00	.00
			Links	10+	.01	.00	.00	.00	.00	.00	.00	.00	.00	.00
48	.88	(323,18)	.00	.88	.00	.05	.53	.00	.00	.25	.05	.00	.00	.00
			Links	10+	.00	.00	.00	.00	.00	.00	.00	.00	.00	.00
49	.86	(323,18)	.00	.86	.00	.05	.53	.00	.00	.25	.04	.00	.00	.00
			Links	10+	.00	.00	.00	.00	.00	.00	.00	.00	.00	.00
50	.86	(323,18)	.00	.86	.00	.03	.54	.00	.00	.25	.04	.00	.01	.00
			Links	10+	.00	.00	.00	.00	.00	.00	.00	.00	.00	.00
51	.86	(323,18)	.00	.86	.00	.03	.54	.00	.00	.25	.04	.00	.01	.00
			Links	10+	.00	.00	.00	.00	.00	.00	.00	.00	.00	.00
52	.86	(323,18)	.00	.86	.00	.03	.54	.00	.00	.25	.04	.00	.01	.00
			Links	10+	.00	.00	.00	.00	.00	.00	.00	.00	.00	.00
53	.86	(323,18)	.00	.86	.00	.03	.54	.00	.00	.25	.04	.00	.01	.00
			Links	10+	.00	.00	.00	.00	.00	.00	.00	.00	.00	.00
54	.87	(323,18)	.00	.87	.00	.01	.56	.00	.00	.25	.03	.00	.03	.00
			Links	10+	.00	.00	.00	.00	.00	.00	.00	.00	.00	.00
55	.87	(324,19)	.00	.87	.00	.00	.33	.20	.23	.10	.00	.00	.00	.00
			Links	10+	.00	.00	.00	.00	.00	.00	.00	.00	.00	.00
56	.86	(323,18)	.00	.86	.00	.01	.50	.05	.04	.21	.03	.00	.03	.00
			Links	10+	.00	.00	.00	.00	.00	.00	.00	.00	.00	.00
57	1.43	(324,13)	.00	1.43	.38	.03	.00	.00	.00	.00	.12	.20	.00	.00
			Links	10+	.00	.70	.00	.00	.00	.00	.00	.00	.00	.00

DATE : 7/21/ 8
TIME : 11: 7:19

JOB: HSS FDR Air Quality No-Build/35' Jets

RUN: FDR DRIVE BET E 67TH-75TH STS/35' JETS

LINK CONTRIBUTION TABLES

SECOND HIGHEST 8-HOUR AVERAGED LINK CONTRIBUTIONS
IN PARTS PER MILLION (PPM)
INCLUDING AMBIENT BACKGROUND CONCENTRATIONS.

Rcptr No.	Total Conc	Ending Day Hr	Ambient Backgnd	Total Link	Link +1	Link +2	Link +3	Link +4	Link +5	Link +6	Link +7	Link +8	Link +9	Link +10
58	1.24	(192,23)	.00	1.24	.40	.03	.00	.00	.00	.00	.07	.23	.00	.00
			Links	10+	.00	.51	.00	.00	.00	.00	.00	.00	.00	.00
59	1.09	(299,22)	.00	1.09	.34	.14	.00	.00	.00	.00	.19	.10	.00	.01
			Links	10+	.00	.30	.00	.00	.00	.00	.00	.00	.00	.00
60	1.01	(32,23)	.00	1.01	.35	.19	.00	.00	.00	.00	.20	.09	.00	.00
			Links	10+	.00	.19	.00	.00	.00	.00	.00	.00	.00	.00

MAXIMUM 1-HOUR AVERAGED LINK CONTRIBUTIONS
IN PARTS PER MILLION (PPM)
INCLUDING AMBIENT BACKGROUND CONCENTRATIONS.

Rcptr No.	Total Conc	Ending Day Hr	Ambient Backgnd	Total Link	Link +1	Link +2	Link +3	Link +4	Link +5	Link +6	Link +7	Link +8	Link +9	Link +10
1	2.60	(60, 8)	.00	2.60	.60	.10	.00	.00	.00	.00	.00	.50	.00	.00
			Links	10+	.00	1.40	.00	.00	.00	.00	.00	.00	.00	.00
2	2.40	(60, 8)	.00	2.40	.10	.80	.00	.00	.00	.00	.30	.20	.00	.00
			Links	10+	.00	1.00	.00	.00	.00	.00	.00	.00	.00	.00
3	2.20	(87, 9)	.00	2.20	.10	.80	.00	.00	.00	.00	.20	.30	.00	.00
			Links	10+	.00	.80	.00	.00	.00	.00	.00	.00	.00	.00
4	2.20	(299,18)	.00	2.20	.00	1.40	.00	.00	.00	.00	.70	.00	.00	.10
			Links	10+	.00	.00	.00	.00	.00	.00	.00	.00	.00	.00
5	2.20	(299,18)	.00	2.20	.00	1.40	.00	.00	.00	.00	.70	.00	.00	.10
			Links	10+	.00	.00	.00	.00	.00	.00	.00	.00	.00	.00
6	2.20	(299,18)	.00	2.20	.00	1.40	.00	.00	.00	.00	.70	.00	.00	.10
			Links	10+	.00	.00	.00	.00	.00	.00	.00	.00	.00	.00
7	2.20	(299,18)	.00	2.20	.00	1.40	.00	.00	.00	.00	.70	.00	.00	.10
			Links	10+	.00	.00	.00	.00	.00	.00	.00	.00	.00	.00
8	2.20	(299,18)	.00	2.20	.00	1.40	.00	.00	.00	.00	.70	.00	.00	.10
			Links	10+	.00	.00	.00	.00	.00	.00	.00	.00	.00	.00
9	2.20	(299,18)	.00	2.20	.00	1.40	.00	.00	.00	.00	.70	.00	.00	.10
			Links	10+	.00	.00	.00	.00	.00	.00	.00	.00	.00	.00
10	2.20	(299,18)	.00	2.20	.00	1.40	.00	.00	.00	.00	.70	.00	.00	.10
			Links	10+	.00	.00	.00	.00	.00	.00	.00	.00	.00	.00
11	2.10	(94,17)	.00	2.10	.00	1.30	.00	.00	.00	.00	.70	.00	.00	.10
			Links	10+	.00	.00	.00	.00	.00	.00	.00	.00	.00	.00
12	2.10	(94,17)	.00	2.10	.00	1.30	.00	.00	.00	.00	.70	.00	.00	.10
			Links	10+	.00	.00	.00	.00	.00	.00	.00	.00	.00	.00

JOB: HSS FDR Air Quality No-Build/35' Jets

RUN: FDR DRIVE BET E 67TH-75TH STS/35' JETS

LINK CONTRIBUTION TABLES

MAXIMUM 1-HOUR AVERAGED LINK CONTRIBUTIONS
IN PARTS PER MILLION (PPM)
INCLUDING AMBIENT BACKGROUND CONCENTRATIONS.

Rcptr No.	Total Conc	Ending Day Hr	Ambient Backgnd	Total Link	Link +1	Link +2	Link +3	Link +4	Link +5	Link +6	Link +7	Link +8	Link +9	Link +10
13	2.10	(94,17)	.00	2.10	.00	1.30	.00	.00	.00	.00	.70	.00	.00	.10
				Links 10+	.00	.00	.00	.00	.00	.00	.00	.00	.00	.00
14	2.10	(94,17)	.00	2.10	.00	1.30	.00	.00	.00	.00	.70	.00	.00	.10
				Links 10+	.00	.00	.00	.00	.00	.00	.00	.00	.00	.00
15	2.10	(94,17)	.00	2.10	.00	1.30	.00	.00	.00	.00	.70	.00	.00	.10
				Links 10+	.00	.00	.00	.00	.00	.00	.00	.00	.00	.00
16	2.10	(94,17)	.00	2.10	.00	1.30	.00	.00	.00	.00	.70	.00	.00	.10
				Links 10+	.00	.00	.00	.00	.00	.00	.00	.00	.00	.00
17	2.10	(94,17)	.00	2.10	.00	1.30	.00	.00	.00	.00	.70	.00	.00	.10
				Links 10+	.00	.00	.00	.00	.00	.00	.00	.00	.00	.00
18	2.20	(299,18)	.00	2.20	.00	1.40	.10	.00	.00	.10	.60	.00	.00	.00
				Links 10+	.00	.00	.00	.00	.00	.00	.00	.00	.00	.00
19	2.20	(299,18)	.00	2.20	.00	1.40	.10	.00	.00	.10	.60	.00	.00	.00
				Links 10+	.00	.00	.00	.00	.00	.00	.00	.00	.00	.00
20	2.30	(299,18)	.00	2.30	.00	1.40	.10	.00	.00	.10	.60	.00	.00	.00
				Links 10+	.10	.00	.00	.00	.00	.00	.00	.00	.00	.00
21	2.10	(94,17)	.00	2.10	.00	1.30	.00	.00	.00	.00	.70	.00	.00	.10
				Links 10+	.00	.00	.00	.00	.00	.00	.00	.00	.00	.00
22	2.10	(94,17)	.00	2.10	.00	1.30	.00	.00	.00	.00	.70	.00	.00	.10
				Links 10+	.00	.00	.00	.00	.00	.00	.00	.00	.00	.00
23	2.20	(299,18)	.00	2.20	.00	1.30	.10	.00	.00	.20	.50	.00	.00	.00
				Links 10+	.10	.00	.00	.00	.00	.00	.00	.00	.00	.00
24	2.30	(299,18)	.00	2.30	.00	1.30	.10	.00	.00	.20	.50	.00	.10	.00
				Links 10+	.10	.00	.00	.00	.00	.00	.00	.00	.00	.00
25	2.30	(299,18)	.00	2.30	.00	1.20	.20	.00	.00	.20	.40	.00	.10	.00
				Links 10+	.20	.00	.00	.00	.00	.00	.00	.00	.00	.00
26	2.30	(299,18)	.00	2.30	.00	1.20	.20	.00	.00	.30	.30	.00	.10	.00
				Links 10+	.20	.00	.00	.00	.00	.00	.00	.00	.00	.00
27	2.40	(299,18)	.00	2.40	.00	1.20	.20	.00	.00	.30	.30	.00	.10	.00
				Links 10+	.30	.00	.00	.00	.00	.00	.00	.00	.00	.00
28	2.50	(299,18)	.00	2.50	.00	1.00	.30	.00	.00	.40	.20	.00	.10	.00
				Links 10+	.50	.00	.00	.00	.00	.00	.00	.00	.00	.00
29	2.80	(299,18)	.00	2.80	.00	.90	.40	.00	.00	.50	.10	.00	.10	.00
				Links 10+	.80	.00	.00	.00	.00	.00	.00	.00	.00	.00
30	3.00	(299,18)	.00	3.00	.00	.60	.60	.00	.00	.50	.00	.00	.10	.00
				Links 10+	1.20	.00	.00	.00	.00	.00	.00	.00	.00	.00
31	3.50	(299,18)	.00	3.50	.00	.20	.90	.00	.00	.50	.00	.00	.10	.00
				Links 10+	1.80	.00	.00	.00	.00	.00	.00	.00	.00	.00

DATE : 7/21/ 8
TIME : 11: 7:19

JOB: HSS FDR Air Quality No-Build/35' Jets

RUN: FDR DRIVE BET E 67TH-75TH STS/35' JETS

LINK CONTRIBUTION TABLES

MAXIMUM 1-HOUR AVERAGED LINK CONTRIBUTIONS
IN PARTS PER MILLION (PPM)
INCLUDING AMBIENT BACKGROUND CONCENTRATIONS.

Rcptr No.	Total Conc	Ending Day Hr	Ambient Backgnd	Total Link	Link +1	Link +2	Link +3	Link +4	Link +5	Link +6	Link +7	Link +8	Link +9	Link +10
32	5.10	(94,17)	.00	5.10	.00	.10	.90	.00	.00	.50	.10	.00	.10	.00
				Links 10+	3.40	.00	.00	.00	.00	.00	.00	.00	.00	.00
33	4.10	(60, 8)	.00	4.10	.00	.10	.70	.00	.00	.30	.20	.00	.00	.00
				Links 10+	2.80	.00	.00	.00	.00	.00	.00	.00	.00	.00
34	3.00	(323,16)	.00	3.00	.00	.70	.50	.00	.00	.00	.50	.00	.00	.00
				Links 10+	1.30	.00	.00	.00	.00	.00	.00	.00	.00	.00
35	2.70	(276,21)	.00	2.70	.00	.60	.60	.00	.00	.00	.50	.00	.00	.10
				Links 10+	.90	.00	.00	.00	.00	.00	.00	.00	.00	.00
36	2.40	(276,21)	.00	2.40	.00	.50	.70	.00	.00	.10	.40	.00	.00	.10
				Links 10+	.60	.00	.00	.00	.00	.00	.00	.00	.00	.00
37	2.10	(323,16)	.00	2.10	.00	.30	.80	.00	.00	.20	.40	.00	.00	.00
				Links 10+	.40	.00	.00	.00	.00	.00	.00	.00	.00	.00
38	2.00	(99,18)	.00	2.00	.00	.50	.60	.00	.00	.10	.40	.00	.00	.00
				Links 10+	.40	.00	.00	.00	.00	.00	.00	.00	.00	.00
39	2.00	(99,18)	.00	2.00	.00	.50	.70	.00	.00	.10	.40	.00	.00	.00
				Links 10+	.30	.00	.00	.00	.00	.00	.00	.00	.00	.00
40	1.90	(99,18)	.00	1.90	.00	.40	.70	.00	.00	.10	.40	.00	.00	.00
				Links 10+	.30	.00	.00	.00	.00	.00	.00	.00	.00	.00
41	1.90	(299,18)	.00	1.90	.00	.00	1.10	.10	.10	.50	.00	.00	.10	.00
				Links 10+	.00	.00	.00	.00	.00	.00	.00	.00	.00	.00
42	1.90	(299,18)	.00	1.90	.00	.00	1.10	.10	.10	.50	.00	.00	.10	.00
				Links 10+	.00	.00	.00	.00	.00	.00	.00	.00	.00	.00
43	1.90	(299,18)	.00	1.90	.00	.00	1.10	.10	.10	.50	.00	.00	.10	.00
				Links 10+	.00	.00	.00	.00	.00	.00	.00	.00	.00	.00
44	1.90	(299,18)	.00	1.90	.00	.00	1.10	.10	.20	.40	.00	.00	.10	.00
				Links 10+	.00	.00	.00	.00	.00	.00	.00	.00	.00	.00
45	1.90	(299,18)	.00	1.90	.00	.00	1.10	.10	.20	.40	.00	.00	.10	.00
				Links 10+	.00	.00	.00	.00	.00	.00	.00	.00	.00	.00
46	1.90	(299,18)	.00	1.90	.00	.00	1.10	.10	.20	.40	.00	.00	.10	.00
				Links 10+	.00	.00	.00	.00	.00	.00	.00	.00	.00	.00
47	1.70	(299,18)	.00	1.70	.00	.00	1.00	.10	.20	.40	.00	.00	.00	.00
				Links 10+	.00	.00	.00	.00	.00	.00	.00	.00	.00	.00
48	1.90	(299,18)	.00	1.90	.00	.00	1.00	.20	.30	.40	.00	.00	.00	.00
				Links 10+	.00	.00	.00	.00	.00	.00	.00	.00	.00	.00
49	1.80	(299,18)	.00	1.80	.00	.00	1.00	.20	.30	.30	.00	.00	.00	.00
				Links 10+	.00	.00	.00	.00	.00	.00	.00	.00	.00	.00
50	1.90	(299,18)	.00	1.90	.00	.00	1.00	.20	.40	.30	.00	.00	.00	.00
				Links 10+	.00	.00	.00	.00	.00	.00	.00	.00	.00	.00

JOB: HSS FDR Air Quality No-Build/35' Jets

RUN: FDR DRIVE BET E 67TH-75TH STS/35' JETS

LINK CONTRIBUTION TABLES

MAXIMUM 1-HOUR AVERAGED LINK CONTRIBUTIONS
IN PARTS PER MILLION (PPM)
INCLUDING AMBIENT BACKGROUND CONCENTRATIONS.

Rcptr No.	Total Conc	Ending Day Hr	Ambient Backgnd	Total Link	Link +1	Link +2	Link +3	Link +4	Link +5	Link +6	Link +7	Link +8	Link +9	Link +10
51	1.80	(99,18)	.00	1.80	.00	.20	1.00	.00	.00	.30	.20	.00	.00	.00
			Links	10+	.10	.00	.00	.00	.00	.00	.00	.00	.00	.00
52	1.90	(299,18)	.00	1.90	.00	.00	.80	.40	.50	.20	.00	.00	.00	.00
			Links	10+	.00	.00	.00	.00	.00	.00	.00	.00	.00	.00
53	1.90	(299,18)	.00	1.90	.00	.00	.70	.50	.60	.10	.00	.00	.00	.00
			Links	10+	.00	.00	.00	.00	.00	.00	.00	.00	.00	.00
54	2.00	(299,18)	.00	2.00	.00	.00	.60	.70	.70	.00	.00	.00	.00	.00
			Links	10+	.00	.00	.00	.00	.00	.00	.00	.00	.00	.00
55	1.80	(99,18)	.00	1.80	.00	.20	1.00	.00	.00	.30	.20	.00	.00	.00
			Links	10+	.10	.00	.00	.00	.00	.00	.00	.00	.00	.00
56	1.80	(299,18)	.00	1.80	.00	.00	.00	1.20	.60	.00	.00	.00	.00	.00
			Links	10+	.00	.00	.00	.00	.00	.00	.00	.00	.00	.00
57	2.90	(94,17)	.00	2.90	.80	.30	.00	.00	.00	.00	.30	.30	.00	.00
			Links	10+	.00	1.20	.00	.00	.00	.00	.00	.00	.00	.00
58	2.90	(94,17)	.00	2.90	1.00	.10	.00	.00	.00	.00	.20	.50	.00	.00
			Links	10+	.00	1.10	.00	.00	.00	.00	.00	.00	.00	.00
59	2.30	(94,17)	.00	2.30	1.00	.00	.00	.00	.00	.00	.10	.60	.00	.00
			Links	10+	.00	.60	.00	.00	.00	.00	.00	.00	.00	.00
60	2.50	(299,18)	.00	2.50	.80	.40	.00	.00	.00	.00	.50	.20	.00	.10
			Links	10+	.00	.50	.00	.00	.00	.00	.00	.00	.00	.00

SECOND HIGHEST 1-HOUR AVERAGED LINK CONTRIBUTIONS
IN PARTS PER MILLION (PPM)
INCLUDING AMBIENT BACKGROUND CONCENTRATIONS.

Rcptr No.	Total Conc	Ending Day Hr	Ambient Backgnd	Total Link	Link +1	Link +2	Link +3	Link +4	Link +5	Link +6	Link +7	Link +8	Link +9	Link +10
1	2.50	(94,17)	.00	2.50	.30	1.00	.00	.00	.00	.00	.50	.10	.00	.00
			Links	10+	.00	.60	.00	.00	.00	.00	.00	.00	.00	.00
2	2.20	(87, 9)	.00	2.20	.30	.50	.00	.00	.00	.00	.10	.40	.00	.00
			Links	10+	.00	.90	.00	.00	.00	.00	.00	.00	.00	.00
3	2.20	(299,18)	.00	2.20	.00	1.40	.00	.00	.00	.00	.70	.00	.00	.10
			Links	10+	.00	.00	.00	.00	.00	.00	.00	.00	.00	.00
4	2.10	(94,17)	.00	2.10	.00	1.30	.00	.00	.00	.00	.70	.00	.00	.10
			Links	10+	.00	.00	.00	.00	.00	.00	.00	.00	.00	.00
5	2.10	(94,17)	.00	2.10	.00	1.30	.00	.00	.00	.00	.70	.00	.00	.10
			Links	10+	.00	.00	.00	.00	.00	.00	.00	.00	.00	.00

DATE : 7/21/ 8
TIME : 11: 7:19

JOB: HSS FDR Air Quality No-Build/35' Jets

RUN: FDR DRIVE BET E 67TH-75TH STS/35' JETS

LINK CONTRIBUTION TABLES

SECOND HIGHEST 1-HOUR AVERAGED LINK CONTRIBUTIONS
IN PARTS PER MILLION (PPM)
INCLUDING AMBIENT BACKGROUND CONCENTRATIONS.

Rcptr No.	Total Conc	Ending Day Hr	Ambient Backgnd	Total Link	Link +1	Link +2	Link +3	Link +4	Link +5	Link +6	Link +7	Link +8	Link +9	Link +10
6	2.10	(94,17)	.00	2.10	.00	1.30	.00	.00	.00	.00	.70	.00	.00	.10
				Links 10+	.00	.00	.00	.00	.00	.00	.00	.00	.00	.00
7	2.10	(94,17)	.00	2.10	.00	1.30	.00	.00	.00	.00	.70	.00	.00	.10
				Links 10+	.00	.00	.00	.00	.00	.00	.00	.00	.00	.00
8	2.10	(94,17)	.00	2.10	.00	1.30	.00	.00	.00	.00	.70	.00	.00	.10
				Links 10+	.00	.00	.00	.00	.00	.00	.00	.00	.00	.00
9	2.10	(94,17)	.00	2.10	.00	1.30	.00	.00	.00	.00	.70	.00	.00	.10
				Links 10+	.00	.00	.00	.00	.00	.00	.00	.00	.00	.00
10	2.10	(94,17)	.00	2.10	.00	1.30	.00	.00	.00	.00	.70	.00	.00	.10
				Links 10+	.00	.00	.00	.00	.00	.00	.00	.00	.00	.00
11	2.10	(299,18)	.00	2.10	.00	1.40	.00	.00	.00	.00	.70	.00	.00	.00
				Links 10+	.00	.00	.00	.00	.00	.00	.00	.00	.00	.00
12	2.10	(299,18)	.00	2.10	.00	1.40	.00	.00	.00	.00	.70	.00	.00	.00
				Links 10+	.00	.00	.00	.00	.00	.00	.00	.00	.00	.00
13	2.10	(299,18)	.00	2.10	.00	1.40	.00	.00	.00	.00	.70	.00	.00	.00
				Links 10+	.00	.00	.00	.00	.00	.00	.00	.00	.00	.00
14	2.10	(299,18)	.00	2.10	.00	1.40	.00	.00	.00	.10	.60	.00	.00	.00
				Links 10+	.00	.00	.00	.00	.00	.00	.00	.00	.00	.00
15	2.10	(299,18)	.00	2.10	.00	1.40	.00	.00	.00	.10	.60	.00	.00	.00
				Links 10+	.00	.00	.00	.00	.00	.00	.00	.00	.00	.00
16	2.10	(299,18)	.00	2.10	.00	1.40	.00	.00	.00	.10	.60	.00	.00	.00
				Links 10+	.00	.00	.00	.00	.00	.00	.00	.00	.00	.00
17	2.10	(299,18)	.00	2.10	.00	1.40	.00	.00	.00	.10	.60	.00	.00	.00
				Links 10+	.00	.00	.00	.00	.00	.00	.00	.00	.00	.00
18	2.10	(94,17)	.00	2.10	.00	1.30	.00	.00	.00	.00	.70	.00	.00	.10
				Links 10+	.00	.00	.00	.00	.00	.00	.00	.00	.00	.00
19	2.10	(94,17)	.00	2.10	.00	1.30	.00	.00	.00	.00	.70	.00	.00	.10
				Links 10+	.00	.00	.00	.00	.00	.00	.00	.00	.00	.00
20	2.10	(94,17)	.00	2.10	.00	1.30	.00	.00	.00	.00	.70	.00	.00	.10
				Links 10+	.00	.00	.00	.00	.00	.00	.00	.00	.00	.00
21	2.10	(299,18)	.00	2.10	.00	1.30	.10	.00	.00	.10	.50	.00	.00	.00
				Links 10+	.10	.00	.00	.00	.00	.00	.00	.00	.00	.00
22	2.10	(299,18)	.00	2.10	.00	1.30	.10	.00	.00	.10	.50	.00	.00	.00
				Links 10+	.10	.00	.00	.00	.00	.00	.00	.00	.00	.00
23	2.10	(94,17)	.00	2.10	.00	1.30	.00	.00	.00	.00	.70	.00	.00	.10
				Links 10+	.00	.00	.00	.00	.00	.00	.00	.00	.00	.00
24	2.10	(94,17)	.00	2.10	.00	1.30	.00	.00	.00	.00	.70	.00	.00	.10
				Links 10+	.00	.00	.00	.00	.00	.00	.00	.00	.00	.00

JOB: HSS FDR Air Quality No-Build/35' Jets

RUN: FDR DRIVE BET E 67TH-75TH STS/35' JETS

LINK CONTRIBUTION TABLES

SECOND HIGHEST 1-HOUR AVERAGED LINK CONTRIBUTIONS
IN PARTS PER MILLION (PPM)
INCLUDING AMBIENT BACKGROUND CONCENTRATIONS.

Rcptr No.	Total Conc	Ending Day Hr	Ambient Backgnd	Total Link	Link +1	Link +2	Link +3	Link +4	Link +5	Link +6	Link +7	Link +8	Link +9	Link +10
25	2.10	(94,17)	.00	2.10	.00	1.30	.00	.00	.00	.00	.70	.00	.00	.10
				Links 10+	.00	.00	.00	.00	.00	.00	.00	.00	.00	.00
26	2.10	(94,17)	.00	2.10	.00	1.30	.00	.00	.00	.00	.70	.00	.00	.10
				Links 10+	.00	.00	.00	.00	.00	.00	.00	.00	.00	.00
27	2.10	(94,17)	.00	2.10	.00	1.30	.00	.00	.00	.00	.70	.00	.00	.10
				Links 10+	.00	.00	.00	.00	.00	.00	.00	.00	.00	.00
28	2.00	(94,17)	.00	2.00	.00	1.30	.00	.00	.00	.00	.70	.00	.00	.00
				Links 10+	.00	.00	.00	.00	.00	.00	.00	.00	.00	.00
29	2.20	(228, 8)	.00	2.20	.00	.60	.40	.00	.10	.40	.00	.00	.10	.00
				Links 10+	.60	.00	.00	.00	.00	.00	.00	.00	.00	.00
30	2.60	(228, 8)	.00	2.60	.00	.40	.60	.00	.10	.40	.00	.00	.10	.00
				Links 10+	1.00	.00	.00	.00	.00	.00	.00	.00	.00	.00
31	3.20	(94,17)	.00	3.20	.00	.90	.30	.00	.00	.30	.30	.00	.10	.00
				Links 10+	1.30	.00	.00	.00	.00	.00	.00	.00	.00	.00
32	4.20	(201, 8)	.00	4.20	.00	.00	.70	.00	.00	.50	.00	.00	.10	.00
				Links 10+	2.90	.00	.00	.00	.00	.00	.00	.00	.00	.00
33	3.70	(87, 9)	.00	3.70	.00	.30	.50	.00	.00	.10	.40	.00	.00	.00
				Links 10+	2.40	.00	.00	.00	.00	.00	.00	.00	.00	.00
34	2.90	(174,21)	.00	2.90	.00	.30	.60	.00	.00	.10	.40	.00	.00	.00
				Links 10+	1.50	.00	.00	.00	.00	.00	.00	.00	.00	.00
35	2.60	(323,16)	.00	2.60	.00	.50	.60	.00	.00	.10	.50	.00	.00	.00
				Links 10+	.90	.00	.00	.00	.00	.00	.00	.00	.00	.00
36	2.20	(99,18)	.00	2.20	.00	.70	.50	.00	.00	.00	.40	.00	.00	.00
				Links 10+	.60	.00	.00	.00	.00	.00	.00	.00	.00	.00
37	2.10	(356,16)	.00	2.10	.00	.30	.80	.00	.00	.20	.40	.00	.00	.00
				Links 10+	.40	.00	.00	.00	.00	.00	.00	.00	.00	.00
38	1.90	(276,21)	.00	1.90	.00	.30	.80	.00	.00	.20	.30	.00	.00	.00
				Links 10+	.30	.00	.00	.00	.00	.00	.00	.00	.00	.00
39	1.80	(276,21)	.00	1.80	.00	.30	.80	.00	.00	.20	.30	.00	.00	.00
				Links 10+	.20	.00	.00	.00	.00	.00	.00	.00	.00	.00
40	1.90	(299,18)	.00	1.90	.00	.00	1.10	.10	.10	.50	.00	.00	.10	.00
				Links 10+	.00	.00	.00	.00	.00	.00	.00	.00	.00	.00
41	1.80	(99,18)	.00	1.80	.00	.40	.80	.00	.00	.10	.30	.00	.00	.00
				Links 10+	.20	.00	.00	.00	.00	.00	.00	.00	.00	.00
42	1.80	(64,16)	.00	1.80	.00	.30	.80	.00	.00	.20	.30	.00	.00	.00
				Links 10+	.20	.00	.00	.00	.00	.00	.00	.00	.00	.00
43	1.80	(99,18)	.00	1.80	.00	.30	.80	.00	.00	.20	.30	.00	.00	.00
				Links 10+	.20	.00	.00	.00	.00	.00	.00	.00	.00	.00

DATE : 7/21/ 8
TIME : 11: 7:19

JOB: HSS FDR Air Quality No-Build/35' Jets

RUN: FDR DRIVE BET E 67TH-75TH STS/35' JETS

LINK CONTRIBUTION TABLES

SECOND HIGHEST 1-HOUR AVERAGED LINK CONTRIBUTIONS
IN PARTS PER MILLION (PPM)
INCLUDING AMBIENT BACKGROUND CONCENTRATIONS.

Rcptr No.	Total Conc	Ending Day Hr	Ambient Backgnd	Total Link	Link +1	Link +2	Link +3	Link +4	Link +5	Link +6	Link +7	Link +8	Link +9	Link +10
44	1.70	(99,18)	.00	1.70	.00	.30	.80	.00	.00	.20	.30	.00	.00	.00
				Links 10+	.10	.00	.00	.00	.00	.00	.00	.00	.00	.00
45	1.80	(99,18)	.00	1.80	.00	.30	.90	.00	.00	.20	.30	.00	.00	.00
				Links 10+	.10	.00	.00	.00	.00	.00	.00	.00	.00	.00
46	1.70	(99,18)	.00	1.70	.00	.30	.90	.00	.00	.20	.20	.00	.00	.00
				Links 10+	.10	.00	.00	.00	.00	.00	.00	.00	.00	.00
47	1.60	(99,18)	.00	1.60	.00	.20	.90	.00	.00	.20	.20	.00	.00	.00
				Links 10+	.10	.00	.00	.00	.00	.00	.00	.00	.00	.00
48	1.60	(99,18)	.00	1.60	.00	.20	.90	.00	.00	.20	.20	.00	.00	.00
				Links 10+	.10	.00	.00	.00	.00	.00	.00	.00	.00	.00
49	1.60	(99,18)	.00	1.60	.00	.20	.90	.00	.00	.20	.20	.00	.00	.00
				Links 10+	.10	.00	.00	.00	.00	.00	.00	.00	.00	.00
50	1.80	(99,18)	.00	1.80	.00	.20	1.00	.00	.00	.30	.20	.00	.00	.00
				Links 10+	.10	.00	.00	.00	.00	.00	.00	.00	.00	.00
51	1.80	(299,18)	.00	1.80	.00	.00	.90	.30	.40	.20	.00	.00	.00	.00
				Links 10+	.00	.00	.00	.00	.00	.00	.00	.00	.00	.00
52	1.70	(99,18)	.00	1.70	.00	.20	.90	.00	.00	.30	.20	.00	.00	.00
				Links 10+	.10	.00	.00	.00	.00	.00	.00	.00	.00	.00
53	1.70	(99,18)	.00	1.70	.00	.20	.90	.00	.00	.30	.20	.00	.00	.00
				Links 10+	.10	.00	.00	.00	.00	.00	.00	.00	.00	.00
54	1.80	(99,18)	.00	1.80	.00	.20	1.00	.00	.00	.30	.20	.00	.00	.00
				Links 10+	.10	.00	.00	.00	.00	.00	.00	.00	.00	.00
55	1.80	(299,18)	.00	1.80	.00	.00	.30	.90	.60	.00	.00	.00	.00	.00
				Links 10+	.00	.00	.00	.00	.00	.00	.00	.00	.00	.00
56	1.60	(94,17)	.00	1.60	.00	.00	.30	.70	.50	.10	.00	.00	.00	.00
				Links 10+	.00	.00	.00	.00	.00	.00	.00	.00	.00	.00
57	2.70	(266, 8)	.00	2.70	.70	.00	.00	.00	.00	.00	.20	.40	.00	.00
				Links 10+	.00	1.40	.00	.00	.00	.00	.00	.00	.00	.00
58	2.50	(201, 8)	.00	2.50	.70	.00	.00	.00	.00	.00	.10	.40	.00	.00
				Links 10+	.00	1.30	.00	.00	.00	.00	.00	.00	.00	.00
59	2.30	(299,18)	.00	2.30	.70	.50	.00	.00	.00	.00	.60	.10	.00	.10
				Links 10+	.00	.30	.00	.00	.00	.00	.00	.00	.00	.00
60	1.90	(94,17)	.00	1.90	1.00	.00	.00	.00	.00	.00	.00	.60	.00	.00
				Links 10+	.00	.30	.00	.00	.00	.00	.00	.00	.00	.00

JOB: HSS FDR Air Quality No-Build/35' Jets

RUN: FDR DRIVE BET E 67TH-75TH STS/35' JETS

CALM DURATION FREQUENCY

Hours of Consecutive Calm Winds	Frequency of Occurrence	(Julian day/hour ending) of Significant Occurrences
1	126	(1,24)(2, 7)(4, 6)(5,21)(33,12)(36,17)(36,19)(43, 6)(43, 9)(52, 7) (55, 1)(55,22)(59, 9)(64, 3)(64, 5)(64,24)(80, 9)(81, 2)(84, 8)(85,22) (86, 1)(86, 7)(87, 5)(94,16)(98, 2)(105, 8)(109, 2)(113, 9)(113,12)(115, 5) (117,12)(125,21)(126, 1)(127,13)(130,22)(131, 1)(132, 2)(132,22)(133, 2)(133, 4) (133, 6)(133,12)(136, 3)(137,11)(137,21)(138,24)(139, 4)(140, 8)(140,21)(141, 2) (142,10)(143, 8)(146, 3)(146, 9)(147,21)(149,15)(163,14)(164,16)(171, 7)(173, 3) (174,13)(174,17)(177,17)(178, 4)(178, 8)(184,19)(184,21)(185,12)(188,24)(189,12) (192,21)(201,11)(202,22)(210,24)(211,11)(212, 1)(212, 5)(222, 5)(222,23)(226,20) (227, 6)(227,23)(228, 7)(229, 5)(229,12)(230, 6)(230, 9)(231, 3)(232,22)(234, 7) (247, 2)(256, 1)(256,12)(257, 1)(257,11)(260,11)(264,20)(266, 4)(268, 4)(268, 9) (271, 3)(274, 4)(276, 1)(276, 5)(281, 5)(281,13)(287, 4)(289, 4)(299,22)(299,24) (301,12)(302,16)(309,20)(312, 7)(321,23)(322, 2)(324,14)(327, 4)(328,22)(338, 1) (338, 3)(343, 2)(346, 5)(351, 1)(357, 5)(357, 8)
2	33	(2,24)(54,21)(64, 1)(83, 7)(94,14)(100, 1)(107,17)(133,10)(137, 2)(137,24) (149,10)(173, 6)(175,23)(180, 9)(182, 9)(183, 9)(193, 5)(222,10)(229,22)(255,20) (266, 7)(287,10)(288, 1)(289, 2)(292,17)(321,11)(322,14)(323, 8)(324, 6)(324,12) (356, 7)(357, 3)(360,15)
3	10	(2,19)(33,16)(60, 7)(80, 7)(135,24)(186, 6)(204, 6)(280, 9)(315,10)(338, 8) (
4	5	(203, 8)(271, 1)(278, 4)(323, 4)(327, 2)
6	2	(133,20)(282, 4)
7	1	(22,15)
10	1	(134, 7)
13	1	(184,11)

Program terminated normally

JOB: HSS FDR Air Quality No-Build/70' Jets

RUN: FDR DRIVE BET E 67TH-75TH STS/70' JETS

General Information

Run start date: 1/ 1/ 0 Julian: 1
end date: 12/31/ 0 Julian: 366

A Tier 2 approach was used for input data preparation.

The MODE flag has been set to C for calculating CO averages.

Ambient background concentrations are included in the averages below.

Site & Meteorological Constants

VS = .0 CM/S VD = .0 CM/S Z0 = 175. CM ATIM = 60.

Met. Sfc. Sta. Id & Yr = 72503 2000
Upper Air Sta. Id & Yr = 94703 2000

CAUTION: The input years for the Run and Meteorological data differ. The respective values are: 0 and 2000.

Urban mixing heights were processed.

In 2000, Julian day 1 is a Saturday.

The patterns from the input file have been assigned as follows:

Pattern # 1 is assigned to Monday.
Pattern # 1 is assigned to Tuesday.
Pattern # 1 is assigned to Wednesday.
Pattern # 1 is assigned to Thursday.
Pattern # 1 is assigned to Friday.
Pattern # 1 is assigned to Saturday.
Pattern # 1 is assigned to Sunday.

Link Data Constants - (Variable data in *.LNK file)

LINK DESCRIPTION	LINK COORDINATES (FT) X1	Y1	X2	Y2	LENGTH (FT)	BRG (DEG)	TYPE	H (FT)	W (FT)	NLANES
1. FDR N/B 67th-68th St*	-132.0	-225.0	15.0	-10.0	260.	34.	AG	.0	36.0	
2. FDR N/B 68th-71st St*	15.0	-10.0	438.0	608.0	749.	34.	AG	.0	36.0	
3. FDR N/B 71st-73rd St*	438.0	608.0	773.0	1098.0	594.	34.	AG	.0	36.0	
4. FDR N/B 73rd-75th St*	773.0	1098.0	1056.0	1625.0	598.	28.	AG	.0	36.0	
5. FDR S/B 75th-73rd St*	743.0	1118.0	1026.0	1645.0	598.	28.	AG	.0	36.0	
6. FDR S/B 73rd-71st St*	408.0	628.0	743.0	1118.0	594.	34.	AG	.0	36.0	

JOB: HSS FDR Air Quality No-Build/70' Jets RUN: FDR DRIVE BET E 67TH-75TH STS/70' JETS

Link Data Constants - (Variable data in *.LNK file)

	LINK DESCRIPTION	LINK COORDINATES (FT) X1	Y1	X2	Y2	LENGTH (FT)	BRG (DEG)	TYPE	H (FT)	W (FT)	NLANES
7.	FDR S/B 71st-68th St	-15.0	10.0	408.0	628.0	749.	34.	AG	.0	36.0	
8.	FDR S/B 68th-67th St	-162.0	-205.0	-15.0	10.0	260.	34.	AG	.0	36.0	
9.	FDR Service Rd 73-71	385.0	644.0	720.0	1134.0	594.	34.	AG	.0	32.0	
10.	FDR Service Rd 68-71	-38.0	26.0	385.0	644.0	749.	34.	AG	.0	32.0	
11.	FDR N/B 70' Jet 71St	438.0	608.0	478.0	665.0	70.	35.	AG	.0	32.0	
12.	FDR S/B 70' Jet 68St	-15.0	10.0	-55.0	-47.0	70.	215.	AG	.0	32.0	

Receptor Data

	RECEPTOR	COORDINATES (FT) X	Y	Z
1.	RECEPTOR 1	34.0	-23.0	6.0
2.	RECEPTOR 2	48.0	-4.0	6.0
3.	RECEPTOR 3	62.0	17.0	6.0
4.	RECEPTOR 4	75.0	37.0	6.0
5.	RECEPTOR 5	89.0	57.0	6.0
6.	RECEPTOR 6	103.0	77.0	6.0
7.	RECEPTOR 7	117.0	97.0	6.0
8.	RECEPTOR 8	130.0	117.0	6.0
9.	RECEPTOR 9	144.0	137.0	6.0
10.	RECEPTOR 10	158.0	158.0	6.0
11.	RECEPTOR 11	172.0	178.0	6.0
12.	RECEPTOR 12	186.0	198.0	6.0
13.	RECEPTOR 13	199.0	218.0	6.0
14.	RECEPTOR 14	213.0	238.0	6.0
15.	RECEPTOR 15	227.0	258.0	6.0
16.	RECEPTOR 16	241.0	278.0	6.0
17.	RECEPTOR 17	255.0	299.0	6.0
18.	RECEPTOR 18	268.0	319.0	6.0
19.	RECEPTOR 19	282.0	339.0	6.0
20.	RECEPTOR 20	296.0	359.0	6.0
21.	RECEPTOR 21	310.0	379.0	6.0
22.	RECEPTOR 22	323.0	399.0	6.0
23.	RECEPTOR 23	337.0	419.0	6.0
24.	RECEPTOR 24	351.0	440.0	6.0
25.	RECEPTOR 25	365.0	460.0	6.0
26.	RECEPTOR 26	379.0	480.0	6.0
27.	RECEPTOR 27	392.0	500.0	6.0
28.	RECEPTOR 28	406.0	520.0	6.0

Receptor Data

RECEPTOR	COORDINATES (FT) X	Y	Z
29. RECEPTOR 29	420.0	540.0	6.0
30. RECEPTOR 30	434.0	561.0	6.0
31. RECEPTOR 31	447.0	581.0	6.0
32. RECEPTOR 32	461.0	601.0	6.0
33. RECEPTOR 33	475.0	621.0	6.0
34. RECEPTOR 34	489.0	641.0	6.0
35. RECEPTOR 35	503.0	661.0	6.0
36. RECEPTOR 36	516.0	681.0	6.0
37. RECEPTOR 37	530.0	702.0	6.0
38. RECEPTOR 38	544.0	722.0	6.0
39. RECEPTOR 39	558.0	742.0	6.0
40. RECEPTOR 40	571.0	762.0	6.0
41. RECEPTOR 41	585.0	782.0	6.0
42. RECEPTOR 42	599.0	802.0	6.0
43. RECEPTOR 43	613.0	822.0	6.0
44. RECEPTOR 44	627.0	843.0	6.0
45. RECEPTOR 45	640.0	863.0	6.0
46. RECEPTOR 46	654.0	883.0	6.0
47. RECEPTOR 47	668.0	903.0	6.0
48. RECEPTOR 48	682.0	923.0	6.0
49. RECEPTOR 49	696.0	943.0	6.0
50. RECEPTOR 50	709.0	964.0	6.0
51. RECEPTOR 51	723.0	984.0	6.0
52. RECEPTOR 52	737.0	1004.0	6.0
53. RECEPTOR 53	751.0	1024.0	6.0
54. RECEPTOR 54	764.0	1044.0	6.0
55. RECEPTOR 55	778.0	1064.0	6.0
56. RECEPTOR 56	792.0	1084.0	6.0
57. RECEPTOR 57	20.0	-44.0	6.0
58. RECEPTOR 58	6.0	-64.0	6.0
59. RECEPTOR 59	-7.0	-84.0	6.0
60. RECEPTOR 60	-21.0	-104.0	6.0

JOB: HSS FDR Air Quality No-Build/70' Jets

RUN: FDR DRIVE BET E 67TH-75TH STS/70' JETS

Model Results

Remarks : In search of the wind direction corresponding to the maximum concentration, only the first direction, of the directions with the same maximum concentrations, is indicated as the maximum.

* MAXIMUM HOURLY CONCENTRATIONS WITH ANY AMBIENT BACKGROUND CONCENTRATIONS (BKG) ADDED
* (PPM)

	REC1	REC2	REC3	REC4	REC5	REC6	REC7	REC8	REC9	REC10
MAX+BKG	2.3	2.4	2.4	2.4	2.4	2.3	2.3	2.3	2.3	2.3
- BKG	.0	.0	.0	.0	.0	.0	.0	.0	.0	.0
MAX	2.3	2.4	2.4	2.4	2.4	2.3	2.3	2.3	2.3	2.3
WIND DIR	28	23	23	23	23	23	23	23	23	23
JULIAN	339	72	72	72	72	72	72	72	72	72
HOUR	17	8	8	8	8	8	8	8	8	8

	REC11	REC12	REC13	REC14	REC15	REC16	REC17	REC18	REC19	REC20
MAX+BKG	2.4	2.2	2.2	2.4	2.3	2.4	2.4	2.4	2.4	2.3
- BKG	.0	.0	.0	.0	.0	.0	.0	.0	.0	.0
MAX	2.4	2.2	2.2	2.4	2.3	2.4	2.4	2.4	2.4	2.3
WIND DIR	231	23	23	23	23	23	23	23	23	23
JULIAN	30	72	72	72	72	72	72	72	72	72
HOUR	18	8	8	8	8	8	8	8	8	8

	REC21	REC22	REC23	REC24	REC25	REC26	REC27	REC28	REC29	REC30
MAX+BKG	2.3	2.4	2.5	2.6	2.4	2.6	2.6	2.7	2.8	2.9
- BKG	.0	.0	.0	.0	.0	.0	.0	.0	.0	.0
MAX	2.3	2.4	2.5	2.6	2.4	2.6	2.6	2.7	2.8	2.9
WIND DIR	23	23	23	23	23	23	23	23	23	23
JULIAN	72	72	72	72	72	72	72	72	72	72
HOUR	8	8	8	8	8	8	8	8	8	8

	REC31	REC32	REC33	REC34	REC35	REC36	REC37	REC38	REC39	REC40
MAX+BKG	3.1	3.1	3.3	3.4	3.4	3.1	2.7	2.4	2.4	2.2
- BKG	.0	.0	.0	.0	.0	.0	.0	.0	.0	.0
MAX	3.1	3.1	3.3	3.4	3.4	3.1	2.7	2.4	2.4	2.2
WIND DIR	23	23	309	231	231	231	231	231	231	231
JULIAN	72	72	276	30	30	30	30	30	30	30
HOUR	8	8	21	18	18	18	18	18	18	18

JOB: HSS FDR Air Quality No-Build/70' Jets RUN: FDR DRIVE BET E 67TH-75TH STS/70' JETS

* MAXIMUM HOURLY CONCENTRATIONS WITH ANY AMBIENT BACKGROUND CONCENTRATIONS (BKG) ADDED
(PPM)

	REC41	REC42	REC43	REC44	REC45	REC46	REC47	REC48	REC49	REC50
MAX+BKG	2.1	2.2	2.0	2.0	2.0	2.0	2.1	2.0	2.0	2.0
- BKG	.0	.0	.0	.0	.0	.0	.0	.0	.0	.0
MAX	2.1	2.2	2.0	2.0	2.0	2.0	2.1	2.0	2.0	2.0
WIND DIR	231	231	231	231	231	231	231	231	231	231
JULIAN	30	30	30	30	30	30	30	30	30	30
HOUR	18	18	18	18	18	18	18	18	18	18

	REC51	REC52	REC53	REC54	REC55	REC56	REC57	REC58	REC59	REC60
MAX+BKG	2.0	2.0	2.0	2.0	2.0	2.0	2.6	2.5	2.2	2.2
- BKG	.0	.0	.0	.0	.0	.0	.0	.0	.0	.0
MAX	2.0	2.0	2.0	2.0	2.0	2.0	2.6	2.5	2.2	2.2
WIND DIR	231	231	231	231	231	231	309	309	23	19
JULIAN	30	30	30	30	30	30	276	276	72	84
HOUR	18	18	18	18	18	18	21	21	8	7

THE HIGHEST CONCENTRATION OF 3.40 PPM OCCURRED AT RECEPTOR REC34.

JOB: HSS FDR Air Quality No-Build/70' Jets

RUN: FDR DRIVE BET E 67TH-75TH STS/70' JETS

==========
Output Section
==========

NOTES PERTAINING TO THE REPORT

1. THE HIGHEST AVERAGE IN EACH OF THE FIRST TWO COLUMNS OF EACH TABLE BELOW ARE SUFFIXED BY AN ASTERISK (*). FOR PM OUTPUT, THERE IS ONLY ONE COLUMN AND ASTERISK FOR THE ANNUAL AVERAGE/PERIOD OF CONCERN TABLE.

2. THE NUMBERS IN PARENTHESES ARE THE JULIAN DAY AND ENDING HOUR FOR THE PRECEDING AVERAGE.

3. THE NUMBER OF CALM HOURS USED IN PRODUCING EACH AVERAGE ARE PREFIXED BY A C.

PRIMARY AVERAGES.

MAXIMUM 8-HOUR RUNNING NONOVERLAPPING AVERAGE CONCENTRATIONS
IN PARTS PER MILLION (PPM),
INCLUDING AMBIENT BACKGROUND CONCENTRATIONS.

Receptor Number	Highest Conc	Highest Ending Day Hr	Highest Calm	Second highest Conc	Second highest Ending Day Hr	Second highest Calm
1	1.47	(313,19)	C 2	1.22	(324,20)	C 0
2	1.63	(313,19)	C 2	1.26	(324,20)	C 0
3	1.70	(313,19)	C 2	1.24	(324,21)	C 0
4	1.62	(313,19)	C 2	1.22	(324,21)	C 0
5	1.55	(313,19)	C 2	1.20	(324,21)	C 0
6	1.52	(313,19)	C 2	1.16	(324,21)	C 0
7	1.47	(313,19)	C 2	1.16	(324,21)	C 0
8	1.45	(313,19)	C 2	1.18	(324,22)	C 0
9	1.43	(313,19)	C 2	1.17	(253,13)	C 2
10	1.45	(313,19)	C 2	1.18	(324,22)	C 0
11	1.43	(313,19)	C 2	1.17	(324,22)	C 0
12	1.43	(313,19)	C 2	1.16	(324,22)	C 0
13	1.43	(313,19)	C 2	1.20	(324,22)	C 0
14	1.43	(313,19)	C 2	1.20	(324,22)	C 0
15	1.42	(313,19)	C 2	1.15	(324,22)	C 0
16	1.40	(313,19)	C 2	1.14	(324,22)	C 0
17	1.42	(313,19)	C 2	1.13	(324,22)	C 0
18	1.42	(313,19)	C 2	1.13	(324,22)	C 0
19	1.43	(313,19)	C 2	1.14	(324,22)	C 0
20	1.43	(313,19)	C 2	1.14	(324,22)	C 0
21	1.42	(313,19)	C 2	1.13	(324,22)	C 0
22	1.42	(313,19)	C 2	1.15	(324,22)	C 0
23	1.45	(313,19)	C 2	1.14	(324,22)	C 0
24	1.45	(313,19)	C 2	1.15	(324,22)	C 0

JOB: HSS FDR Air Quality No-Build/70' Jets RUN: FDR DRIVE BET E 67TH-75TH STS/70' JETS

MAXIMUM 8-HOUR RUNNING NONOVERLAPPING AVERAGE CONCENTRATIONS
IN PARTS PER MILLION (PPM),
INCLUDING AMBIENT BACKGROUND CONCENTRATIONS.

Receptor Number	Highest Conc	Highest Ending Day Hr	Highest Calm	Second highest Conc	Second highest Ending Day Hr	Second highest Calm
25	1.47	(313,19)	C 2	1.15	(324,22)	C 0
26	1.47	(313,19)	C 2	1.14	(84,14)	C 1
27	1.47	(313,19)	C 2	1.19	(84,14)	C 1
28	1.47	(313,19)	C 2	1.17	(84,14)	C 1
29	1.48	(313,19)	C 2	1.18	(253,14)	C 2
30	1.55	(313,19)	C 2	1.27	(84,14)	C 1
31	1.62	(313,19)	C 2	1.50	(84,14)	C 1
32	1.82	(313,19)	C 2	1.73	(357,13)	C 1
33	2.20	(313,19)	C 2	1.90	(253,14)	C 2
34	2.22*	(313,19)	C 2	1.99*	(324,21)	C 0
35	1.93	(313,19)	C 2	1.61	(324,21)	C 0
36	1.58	(313,19)	C 2	1.30	(2, 2)	C 2
37	1.33	(313,19)	C 2	1.22	(2, 2)	C 2
38	1.23	(313,19)	C 2	1.08	(2, 2)	C 2
39	1.22	(313,19)	C 2	1.02	(253,13)	C 2
40	1.23	(313,19)	C 2	1.02	(324,21)	C 0
41	1.23	(313,19)	C 2	1.00	(253,13)	C 2
42	1.20	(313,19)	C 2	.98	(253,13)	C 2
43	1.20	(313,19)	C 2	.97	(324,21)	C 0
44	1.20	(313,19)	C 2	.99	(324,21)	C 0
45	1.22	(313,19)	C 2	.95	(324,21)	C 0
46	1.23	(313,19)	C 2	.95	(324,21)	C 0
47	1.22	(313,19)	C 2	.95	(324,21)	C 0
48	1.22	(313,19)	C 2	.95	(324,21)	C 0
49	1.22	(313,19)	C 2	.92	(324,21)	C 0
50	1.23	(313,19)	C 2	.95	(324,21)	C 0
51	1.20	(313,19)	C 2	.95	(324,21)	C 0
52	1.22	(313,19)	C 2	.94	(324,21)	C 0
53	1.20	(313,19)	C 2	.93	(253,14)	C 2
54	1.22	(313,19)	C 2	.97	(253,14)	C 2
55	1.22	(313,19)	C 2	.93	(324,21)	C 0
56	1.18	(313,19)	C 2	.91	(324,21)	C 0
57	1.32	(313,19)	C 2	1.23	(253,14)	C 2
58	1.30	(313,19)	C 2	1.29	(357,13)	C 1
59	1.30	(313,19)	C 2	1.18	(339,17)	C 2
60	1.23	(313,18)	C 2	1.16	(84,14)	C 1

FIVE HIGHEST 1-HOUR END-TO-END AVERAGE CONCENTRATIONS IN PARTS PER MILLION
INCLUDING AMBIENT BACKGROUND CONCENTRATIONS.

Rcptr No.	Highest Conc	Highest Ending Day Hr	Highest Calm	Second Highest Conc	Second Highest Ending Day Hr	Second Highest Calm	Third Highest Conc	Third Highest Ending Day Hr	Third Highest Calm	Fourth Highest Conc	Fourth Highest Ending Day Hr	Fourth Highest Calm	Fifth Highest Conc	Fifth Highest Ending Day Hr	Fifth Highest Calm
1	2.30	(339,17)	C 0	2.30	(72, 8)	C 0	2.10	(84, 7)	C 0	2.10	(276,21)	C 0	2.10	(309, 7)	C 0

JOB: HSS FDR Air Quality No-Build/70' Jets

RUN: FDR DRIVE BET E 67TH-75TH STS/70' JETS

FIVE HIGHEST 1-HOUR END-TO-END AVERAGE CONCENTRATIONS IN PARTS PER MILLION
INCLUDING AMBIENT BACKGROUND CONCENTRATIONS.

Rcptr	Highest			Second Highest			Third Highest			Fourth Highest			Fifth Highest		
No.	Conc	Ending Day Hr	Calm	Conc	Ending Day Hr	Calm	Conc	Ending Day Hr	Calm	Conc	Ending Day Hr	Calm	Conc	Ending Day Hr	Calm
2	2.40	(72, 8)	C 0	2.10	(84, 7)	C 0	2.10	(284,20)	C 0	2.10	(309, 7)	C 0	2.10	(339,17)	C 0
3	2.40	(72, 8)	C 0	2.20	(284,20)	C 0	2.10	(84, 7)	C 0	2.10	(309, 7)	C 0	2.10	(339,17)	C 0
4	2.40	(72, 8)	C 0	2.30	(30,18)	C 0	2.20	(339,17)	C 0	2.10	(284,20)	C 0	2.00	(84, 7)	C 0
5	2.40	(72, 8)	C 0	2.20	(30,18)	C 0	2.10	(84, 7)	C 0	2.10	(309, 7)	C 0	2.10	(339,17)	C 0
6	2.30	(72, 8)	C 0	2.20	(30,18)	C 0	2.10	(84, 7)	C 0	2.10	(309, 7)	C 0	2.10	(339,17)	C 0
7	2.30	(72, 8)	C 0	2.30	(30,18)	C 0	2.20	(339,17)	C 0	2.10	(84, 7)	C 0	2.10	(309, 7)	C 0
8	2.30	(72, 8)	C 0	2.20	(30,18)	C 0	2.20	(339,17)	C 0	2.10	(84, 7)	C 0	2.10	(309, 7)	C 0
9	2.30	(72, 8)	C 0	2.20	(30,18)	C 0	2.20	(339,17)	C 0	2.00	(84, 7)	C 0	2.00	(309, 7)	C 0
10	2.30	(72, 8)	C 0	2.20	(30,18)	C 0	2.20	(339,17)	C 0	2.00	(84, 7)	C 0	2.00	(309, 7)	C 0
11	2.40	(30,18)	C 0	2.30	(339,17)	C 0	2.20	(72, 8)	C 0	2.10	(84, 7)	C 0	2.10	(309, 7)	C 0
12	2.20	(72, 8)	C 0	2.20	(30,18)	C 0	2.20	(339,17)	C 0	2.10	(84, 7)	C 0	2.10	(309, 7)	C 0
13	2.20	(72, 8)	C 0	2.20	(339,17)	C 0	2.20	(30,18)	C 0	2.10	(84, 7)	C 0	2.10	(309, 7)	C 0
14	2.40	(72, 8)	C 0	2.20	(339,17)	C 0	2.20	(30,18)	C 0	2.10	(84, 7)	C 0	2.10	(309, 7)	C 0
15	2.30	(72, 8)	C 0	2.30	(339,17)	C 0	2.30	(30,18)	C 0	2.00	(84, 7)	C 0	2.00	(309, 7)	C 0
16	2.40	(72, 8)	C 0	2.40	(339,17)	C 0	2.30	(30,18)	C 0	2.00	(84, 7)	C 0	2.00	(288, 7)	C 0
17	2.40	(72, 8)	C 0	2.40	(339,17)	C 0	2.40	(30,18)	C 0	2.10	(84, 7)	C 0	2.10	(309, 7)	C 0
18	2.40	(72, 8)	C 0	2.40	(339,17)	C 0	2.30	(30,18)	C 0	2.00	(84, 7)	C 0	2.00	(288, 7)	C 0
19	2.40	(72, 8)	C 0	2.30	(30,18)	C 0	2.20	(339,17)	C 0	2.10	(84, 7)	C 0	2.10	(309, 7)	C 0
20	2.30	(72, 8)	C 0	2.20	(339,17)	C 0	2.20	(30,18)	C 0	2.10	(84, 7)	C 0	2.10	(309, 7)	C 0
21	2.30	(72, 8)	C 0	2.20	(339,17)	C 0	2.20	(30,18)	C 0	2.10	(84, 7)	C 0	2.10	(309, 7)	C 0
22	2.40	(72, 8)	C 0	2.40	(339,17)	C 0	2.10	(30,18)	C 0	2.10	(288, 7)	C 0	2.00	(84, 7)	C 0
23	2.50	(72, 8)	C 0	2.30	(339,17)	C 0	2.20	(30,18)	C 0	2.00	(84, 7)	C 0	2.00	(288, 7)	C 0
24	2.60	(72, 8)	C 0	2.40	(339,17)	C 0	2.20	(30,18)	C 0	2.20	(84, 7)	C 0	2.20	(309, 7)	C 0
25	2.40	(72, 8)	C 0	2.30	(339,17)	C 0	2.20	(30,18)	C 0	2.10	(84, 7)	C 0	2.10	(308,16)	C 0
26	2.60	(72, 8)	C 0	2.30	(84, 7)	C 0	2.30	(309, 7)	C 0	2.30	(339,17)	C 0	2.20	(30,18)	C 0
27	2.60	(72, 8)	C 0	2.60	(339,17)	C 0	2.30	(30,18)	C 0	2.30	(84, 7)	C 0	2.30	(309, 7)	C 0
28	2.70	(72, 8)	C 0	2.50	(339,17)	C 0	2.40	(84, 7)	C 0	2.40	(309, 7)	C 0	2.30	(30,18)	C 0
29	2.80	(72, 8)	C 0	2.60	(339,17)	C 0	2.50	(84, 7)	C 0	2.50	(309, 7)	C 0	2.30	(30,18)	C 0
30	2.90	(72, 8)	C 0	2.70	(84, 7)	C 0	2.70	(309, 7)	C 0	2.70	(339,17)	C 0	2.40	(181,22)	C 0
31	3.10	(72, 8)	C 0	3.00	(84, 7)	C 0	3.00	(309, 7)	C 0	2.80	(339,17)	C 0	2.60	(313,14)	C 0
32	3.10	(72, 8)	C 0	3.10	(313,14)	C 0	3.00	(48,19)	C 0	3.00	(357, 8)	C 0	2.90	(84, 7)	C 0
33	3.30	(276,21)	C 0	2.90	(30,18)	C 0	2.90	(357, 8)	C 0	2.80	(48,19)	C 0	2.80	(246, 8)	C 0
34	3.40*	(30,18)	C 0	3.20*	(284,20)	C 0	3.20	(276,21)	C 0	2.70	(246, 8)	C 0	2.70	(276,20)	C 0
35	3.40	(30,18)	C 0	2.80	(288, 7)	C 0	2.70	(284,20)	C 0	2.60	(201,18)	C 0	2.50	(313,17)	C 0
36	3.10	(30,18)	C 0	2.70	(288, 7)	C 0	2.40	(67,22)	C 0	2.30	(118,22)	C 0	2.30	(284,20)	C 0
37	2.70	(30,18)	C 0	2.50	(288, 7)	C 0	2.20	(67,22)	C 0	2.20	(118,22)	C 0	2.00	(72, 8)	C 0
38	2.40	(30,18)	C 0	2.30	(288, 7)	C 0	1.90	(72, 8)	C 0	1.90	(67,22)	C 0	1.90	(118,22)	C 0
39	2.40	(30,18)	C 0	2.10	(288, 7)	C 0	1.80	(72, 8)	C 0	1.80	(67,22)	C 0	1.80	(118,22)	C 0
40	2.20	(30,18)	C 0	2.00	(288, 7)	C 0	1.80	(67,22)	C 0	1.80	(118,22)	C 0	1.80	(72, 8)	C 0
41	2.10	(30,18)	C 0	2.00	(288, 7)	C 0	1.80	(118,22)	C 0	1.80	(72, 8)	C 0	1.70	(67,22)	C 0
42	2.20	(30,18)	C 0	1.90	(72, 8)	C 0	1.90	(288, 7)	C 0	1.70	(67,22)	C 0	1.70	(84, 7)	C 0

JOB: HSS FDR Air Quality No-Build/70' Jets RUN: FDR DRIVE BET E 67TH-75TH STS/70' JETS

FIVE HIGHEST 1-HOUR END-TO-END AVERAGE CONCENTRATIONS IN PARTS PER MILLION
INCLUDING AMBIENT BACKGROUND CONCENTRATIONS.

Rcptr	Highest			Second Highest			Third Highest			Fourth Highest			Fifth Highest		
No.	Conc	Ending Day Hr	Calm	Conc	Ending Day Hr	Calm	Conc	Ending Day Hr	Calm	Conc	Ending Day Hr	Calm	Conc	Ending Day Hr	Calm
43	2.00	(30,18)	C 0	1.90	(288, 7)	C 0	1.80	(72, 8)	C 0	1.70	(339,17)	C 0	1.60	(67,22)	C 0
44	2.00	(30,18)	C 0	1.80	(288, 7)	C 0	1.80	(72, 8)	C 0	1.60	(67,22)	C 0	1.60	(118,22)	C 0
45	2.00	(30,18)	C 0	1.80	(72, 8)	C 0	1.70	(67,22)	C 0	1.70	(288, 7)	C 0	1.70	(339,17)	C 0
46	2.00	(30,18)	C 0	1.80	(288, 7)	C 0	1.80	(72, 8)	C 0	1.70	(67,22)	C 0	1.70	(118,22)	C 0
47	2.10	(30,18)	C 0	1.90	(72, 8)	C 0	1.80	(288, 7)	C 0	1.70	(118,22)	C 0	1.70	(84, 7)	C 0
48	2.00	(30,18)	C 0	1.80	(72, 8)	C 0	1.70	(84, 7)	C 0	1.70	(288, 7)	C 0	1.70	(309, 7)	C 0
49	2.00	(30,18)	C 0	1.80	(72, 8)	C 0	1.70	(288, 7)	C 0	1.60	(84, 7)	C 0	1.60	(201,18)	C 0
50	2.00	(30,18)	C 0	1.90	(72, 8)	C 0	1.80	(288, 7)	C 0	1.70	(84, 7)	C 0	1.70	(309, 7)	C 0
51	2.00	(30,18)	C 0	1.80	(72, 8)	C 0	1.80	(288, 7)	C 0	1.70	(339,17)	C 0	1.60	(84, 7)	C 0
52	2.00	(30,18)	C 0	1.80	(72, 8)	C 0	1.80	(288, 7)	C 0	1.70	(84, 7)	C 0	1.70	(309, 7)	C 0
53	2.00	(30,18)	C 0	1.70	(72, 8)	C 0	1.60	(84, 7)	C 0	1.60	(201,18)	C 0	1.60	(288, 7)	C 0
54	2.00	(30,18)	C 0	1.70	(72, 8)	C 0	1.70	(84, 7)	C 0	1.70	(309, 7)	C 0	1.60	(201,18)	C 0
55	2.00	(30,18)	C 0	1.70	(288, 7)	C 0	1.60	(72, 8)	C 0	1.50	(67,22)	C 0	1.50	(118,22)	C 0
56	2.00	(30,18)	C 0	1.70	(288, 7)	C 0	1.50	(67,22)	C 0	1.50	(118,22)	C 0	1.50	(72, 8)	C 0
57	2.60	(276,21)	C 0	2.20	(72, 8)	C 0	2.10	(339,17)	C 0	2.10	(246, 8)	C 0	2.00	(84, 7)	C 0
58	2.50	(276,21)	C 0	2.20	(72, 8)	C 0	2.20	(246, 8)	C 0	2.20	(339,17)	C 0	2.10	(313,14)	C 0
59	2.20	(72, 8)	C 0	2.20	(313,14)	C 0	2.20	(339,17)	C 0	2.20	(357, 8)	C 0	2.00	(48,19)	C 0
60	2.20	(84, 7)	C 0	2.20	(309, 7)	C 0	2.20	(72, 8)	C 0	2.10	(339,17)	C 0	2.00	(313,14)	C 0

MAXIMUM 8-HOUR AVERAGED LINK CONTRIBUTIONS
IN PARTS PER MILLION (PPM)
INCLUDING AMBIENT BACKGROUND CONCENTRATIONS.

Rcptr No.	Total Conc	Ending Day Hr	Ambient Backgnd	Total Link		Link +1	Link +2	Link +3	Link +4	Link +5	Link +6	Link +7	Link +8	Link +9	Link +10
1	1.47	(313,19)	.00	1.47		.48	.28	.00	.00	.00	.00	.17	.27	.00	.02
				Links	10+	.00	.25	.00	.00	.00	.00	.00	.00	.00	.00
2	1.63	(313,19)	.00	1.63		.28	.53	.00	.00	.00	.00	.17	.27	.00	.02
				Links	10+	.00	.37	.00	.00	.00	.00	.00	.00	.00	.00
3	1.70	(313,19)	.00	1.70		.15	.77	.00	.00	.00	.00	.23	.22	.00	.02
				Links	10+	.00	.32	.00	.00	.00	.00	.00	.00	.00	.00
4	1.62	(313,19)	.00	1.62		.07	.83	.00	.00	.00	.00	.30	.15	.00	.02
				Links	10+	.00	.25	.00	.00	.00	.00	.00	.00	.00	.00
5	1.55	(313,19)	.00	1.55		.03	.88	.00	.00	.00	.00	.37	.10	.00	.02
				Links	10+	.00	.15	.00	.00	.00	.00	.00	.00	.00	.00
6	1.52	(313,19)	.00	1.52		.03	.88	.00	.00	.00	.00	.40	.07	.00	.02
				Links	10+	.00	.12	.00	.00	.00	.00	.00	.00	.00	.00
7	1.47	(313,19)	.00	1.47		.02	.88	.00	.00	.00	.00	.43	.05	.00	.02
				Links	10+	.00	.07	.00	.00	.00	.00	.00	.00	.00	.00

JOB: HSS FDR Air Quality No-Build/70' Jets

RUN: FDR DRIVE BET E 67TH-75TH STS/70' JETS

LINK CONTRIBUTION TABLES

MAXIMUM 8-HOUR AVERAGED LINK CONTRIBUTIONS
IN PARTS PER MILLION (PPM)
INCLUDING AMBIENT BACKGROUND CONCENTRATIONS.

Rcptr No.	Total Conc	Ending Day Hr	Ambient Backgnd	Total Link	Link +1	Link +2	Link +3	Link +4	Link +5	Link +6	Link +7	Link +8	Link +9	Link +10
8	1.45	(313,19)	.00	1.45	.00	.90	.00	.00	.00	.00	.45	.03	.00	.02
				Links 10+	.00	.05	.00	.00	.00	.00	.00	.00	.00	.00
9	1.43	(313,19)	.00	1.43	.00	.88	.00	.00	.00	.00	.47	.03	.00	.02
				Links 10+	.00	.03	.00	.00	.00	.00	.00	.00	.00	.00
10	1.45	(313,19)	.00	1.45	.00	.90	.00	.00	.00	.00	.48	.02	.00	.02
				Links 10+	.00	.03	.00	.00	.00	.00	.00	.00	.00	.00
11	1.43	(313,19)	.00	1.43	.00	.90	.00	.00	.00	.00	.48	.02	.00	.02
				Links 10+	.00	.02	.00	.00	.00	.00	.00	.00	.00	.00
12	1.43	(313,19)	.00	1.43	.00	.90	.00	.00	.00	.00	.50	.00	.00	.02
				Links 10+	.00	.02	.00	.00	.00	.00	.00	.00	.00	.00
13	1.43	(313,19)	.00	1.43	.00	.92	.00	.00	.00	.00	.50	.00	.00	.02
				Links 10+	.00	.00	.00	.00	.00	.00	.00	.00	.00	.00
14	1.43	(313,19)	.00	1.43	.00	.92	.00	.00	.00	.00	.50	.00	.00	.02
				Links 10+	.00	.00	.00	.00	.00	.00	.00	.00	.00	.00
15	1.42	(313,19)	.00	1.42	.00	.92	.00	.00	.00	.00	.48	.00	.00	.02
				Links 10+	.00	.00	.00	.00	.00	.00	.00	.00	.00	.00
16	1.40	(313,19)	.00	1.40	.00	.90	.00	.00	.00	.00	.48	.00	.00	.02
				Links 10+	.00	.00	.00	.00	.00	.00	.00	.00	.00	.00
17	1.42	(313,19)	.00	1.42	.00	.92	.00	.00	.00	.00	.48	.00	.00	.02
				Links 10+	.00	.00	.00	.00	.00	.00	.00	.00	.00	.00
18	1.42	(313,19)	.00	1.42	.00	.92	.00	.00	.00	.00	.48	.00	.00	.02
				Links 10+	.00	.00	.00	.00	.00	.00	.00	.00	.00	.00
19	1.43	(313,19)	.00	1.43	.00	.92	.00	.00	.00	.02	.48	.00	.00	.02
				Links 10+	.00	.00	.00	.00	.00	.00	.00	.00	.00	.00
20	1.43	(313,19)	.00	1.43	.00	.92	.00	.00	.00	.02	.48	.00	.00	.02
				Links 10+	.00	.00	.00	.00	.00	.00	.00	.00	.00	.00
21	1.42	(313,19)	.00	1.42	.00	.92	.00	.00	.00	.02	.48	.00	.00	.00
				Links 10+	.00	.00	.00	.00	.00	.00	.00	.00	.00	.00
22	1.42	(313,19)	.00	1.42	.00	.92	.00	.00	.00	.02	.48	.00	.00	.00
				Links 10+	.00	.00	.00	.00	.00	.00	.00	.00	.00	.00
23	1.45	(313,19)	.00	1.45	.00	.90	.02	.00	.00	.03	.48	.00	.00	.00
				Links 10+	.02	.00	.00	.00	.00	.00	.00	.00	.00	.00
24	1.45	(313,19)	.00	1.45	.00	.90	.03	.00	.00	.03	.47	.00	.00	.00
				Links 10+	.02	.00	.00	.00	.00	.00	.00	.00	.00	.00
25	1.47	(313,19)	.00	1.47	.00	.90	.03	.00	.00	.03	.47	.00	.00	.00
				Links 10+	.03	.00	.00	.00	.00	.00	.00	.00	.00	.00
26	1.47	(313,19)	.00	1.47	.00	.90	.03	.00	.00	.05	.45	.00	.00	.00
				Links 10+	.03	.00	.00	.00	.00	.00	.00	.00	.00	.00

JOB: HSS FDR Air Quality No-Build/70' Jets

RUN: FDR DRIVE BET E 67TH-75TH STS/70' JETS

LINK CONTRIBUTION TABLES

MAXIMUM 8-HOUR AVERAGED LINK CONTRIBUTIONS
IN PARTS PER MILLION (PPM)
INCLUDING AMBIENT BACKGROUND CONCENTRATIONS.

Rcptr No.	Total Conc	Ending Day Hr	Ambient Backgnd	Total Link	Link +1	Link +2	Link +3	Link +4	Link +5	Link +6	Link +7	Link +8	Link +9	Link +10
27	1.47	(313,19)	.00	1.47	.00	.90	.03	.00	.00	.05	.43	.00	.00	.00
				Links 10+	.05	.00	.00	.00	.00	.00	.00	.00	.00	.00
28	1.47	(313,19)	.00	1.47	.00	.87	.05	.00	.00	.07	.43	.00	.00	.00
				Links 10+	.05	.00	.00	.00	.00	.00	.00	.00	.00	.00
29	1.48	(313,19)	.00	1.48	.00	.85	.05	.00	.00	.07	.42	.00	.02	.00
				Links 10+	.08	.00	.00	.00	.00	.00	.00	.00	.00	.00
30	1.55	(313,19)	.00	1.55	.00	.82	.10	.00	.00	.10	.37	.00	.02	.00
				Links 10+	.15	.00	.00	.00	.00	.00	.00	.00	.00	.00
31	1.62	(313,19)	.00	1.62	.00	.73	.15	.00	.00	.12	.33	.00	.02	.00
				Links 10+	.27	.00	.00	.00	.00	.00	.00	.00	.00	.00
32	1.82	(313,19)	.00	1.82	.00	.55	.28	.00	.00	.13	.33	.00	.02	.00
				Links 10+	.50	.00	.00	.00	.00	.00	.00	.00	.00	.00
33	2.20	(313,19)	.00	2.20	.00	.30	.50	.00	.00	.15	.32	.00	.02	.00
				Links 10+	.92	.00	.00	.00	.00	.00	.00	.00	.00	.00
34	2.22	(313,19)	.00	2.22	.00	.17	.62	.00	.00	.20	.22	.00	.02	.00
				Links 10+	1.00	.00	.00	.00	.00	.00	.00	.00	.00	.00
35	1.93	(313,19)	.00	1.93	.00	.08	.65	.00	.00	.27	.17	.00	.02	.00
				Links 10+	.75	.00	.00	.00	.00	.00	.00	.00	.00	.00
36	1.58	(313,19)	.00	1.58	.00	.07	.68	.00	.00	.30	.13	.00	.02	.00
				Links 10+	.38	.00	.00	.00	.00	.00	.00	.00	.00	.00
37	1.33	(313,19)	.00	1.33	.00	.03	.70	.00	.00	.33	.08	.00	.02	.00
				Links 10+	.17	.00	.00	.00	.00	.00	.00	.00	.00	.00
38	1.23	(313,19)	.00	1.23	.00	.02	.70	.00	.00	.35	.07	.00	.02	.00
				Links 10+	.08	.00	.00	.00	.00	.00	.00	.00	.00	.00
39	1.22	(313,19)	.00	1.22	.00	.02	.70	.00	.00	.35	.03	.00	.05	.00
				Links 10+	.07	.00	.00	.00	.00	.00	.00	.00	.00	.00
40	1.23	(313,19)	.00	1.23	.00	.02	.72	.00	.00	.38	.03	.00	.05	.00
				Links 10+	.03	.00	.00	.00	.00	.00	.00	.00	.00	.00
41	1.23	(313,19)	.00	1.23	.00	.00	.72	.00	.02	.38	.03	.00	.07	.00
				Links 10+	.02	.00	.00	.00	.00	.00	.00	.00	.00	.00
42	1.20	(313,19)	.00	1.20	.00	.00	.72	.00	.02	.37	.02	.00	.07	.00
				Links 10+	.02	.00	.00	.00	.00	.00	.00	.00	.00	.00
43	1.20	(313,19)	.00	1.20	.00	.00	.70	.00	.02	.38	.02	.00	.08	.00
				Links 10+	.00	.00	.00	.00	.00	.00	.00	.00	.00	.00
44	1.20	(313,19)	.00	1.20	.00	.00	.70	.00	.02	.38	.02	.00	.08	.00
				Links 10+	.00	.00	.00	.00	.00	.00	.00	.00	.00	.00
45	1.22	(313,19)	.00	1.22	.00	.00	.73	.00	.02	.38	.00	.00	.08	.00
				Links 10+	.00	.00	.00	.00	.00	.00	.00	.00	.00	.00

DATE : 7/21/ 8
TIME : 15: 1:16

JOB: HSS FDR Air Quality No-Build/70' Jets

RUN: FDR DRIVE BET E 67TH-75TH STS/70' JETS

LINK CONTRIBUTION TABLES

MAXIMUM 8-HOUR AVERAGED LINK CONTRIBUTIONS
IN PARTS PER MILLION (PPM)
INCLUDING AMBIENT BACKGROUND CONCENTRATIONS.

Rcptr No.	Total Conc	Ending Day Hr	Ambient Backgnd	Total Link	Link +1	Link +2	Link +3	Link +4	Link +5	Link +6	Link +7	Link +8	Link +9	Link +10
46	1.23	(313,19)	.00	1.23	.00	.00	.72	.02	.03	.38	.00	.00	.08	.00
				Links 10+	.00	.00	.00	.00	.00	.00	.00	.00	.00	.00
47	1.22	(313,19)	.00	1.22	.00	.00	.72	.02	.03	.37	.00	.00	.08	.00
				Links 10+	.00	.00	.00	.00	.00	.00	.00	.00	.00	.00
48	1.22	(313,19)	.00	1.22	.00	.00	.70	.03	.03	.37	.00	.00	.08	.00
				Links 10+	.00	.00	.00	.00	.00	.00	.00	.00	.00	.00
49	1.22	(313,19)	.00	1.22	.00	.00	.70	.03	.05	.37	.00	.00	.07	.00
				Links 10+	.00	.00	.00	.00	.00	.00	.00	.00	.00	.00
50	1.23	(313,19)	.00	1.23	.00	.00	.72	.03	.05	.37	.00	.00	.07	.00
				Links 10+	.00	.00	.00	.00	.00	.00	.00	.00	.00	.00
51	1.20	(313,19)	.00	1.20	.00	.00	.70	.03	.05	.35	.00	.00	.07	.00
				Links 10+	.00	.00	.00	.00	.00	.00	.00	.00	.00	.00
52	1.22	(313,19)	.00	1.22	.00	.00	.68	.05	.07	.35	.00	.00	.07	.00
				Links 10+	.00	.00	.00	.00	.00	.00	.00	.00	.00	.00
53	1.20	(313,19)	.00	1.20	.00	.00	.68	.05	.08	.32	.00	.00	.07	.00
				Links 10+	.00	.00	.00	.00	.00	.00	.00	.00	.00	.00
54	1.22	(313,19)	.00	1.22	.00	.00	.65	.08	.12	.30	.00	.00	.07	.00
				Links 10+	.00	.00	.00	.00	.00	.00	.00	.00	.00	.00
55	1.22	(313,19)	.00	1.22	.00	.00	.60	.13	.13	.28	.00	.00	.07	.00
				Links 10+	.00	.00	.00	.00	.00	.00	.00	.00	.00	.00
56	1.18	(313,19)	.00	1.18	.00	.00	.50	.20	.15	.27	.00	.00	.07	.00
				Links 10+	.00	.00	.00	.00	.00	.00	.00	.00	.00	.00
57	1.32	(313,19)	.00	1.32	.57	.17	.00	.00	.00	.00	.15	.30	.00	.02
				Links 10+	.00	.12	.00	.00	.00	.00	.00	.00	.00	.00
58	1.30	(313,19)	.00	1.30	.63	.10	.00	.00	.00	.00	.12	.32	.00	.02
				Links 10+	.00	.12	.00	.00	.00	.00	.00	.00	.00	.00
59	1.30	(313,19)	.00	1.30	.65	.08	.00	.00	.00	.00	.10	.33	.00	.00
				Links 10+	.00	.13	.00	.00	.00	.00	.00	.00	.00	.00
60	1.23	(313,18)	.00	1.23	.60	.08	.00	.00	.00	.00	.10	.30	.00	.00
				Links 10+	.00	.15	.00	.00	.00	.00	.00	.00	.00	.00

JOB: HSS FDR Air Quality No-Build/70' Jets

RUN: FDR DRIVE BET E 67TH-75TH STS/70' JETS

LINK CONTRIBUTION TABLES

SECOND HIGHEST 8-HOUR AVERAGED LINK CONTRIBUTIONS
IN PARTS PER MILLION (PPM)
INCLUDING AMBIENT BACKGROUND CONCENTRATIONS.

Rcptr No.	Total Conc	Ending Day Hr	Ambient Backgnd	Total Link	Link +1	Link +2	Link +3	Link +4	Link +5	Link +6	Link +7	Link +8	Link +9	Link +10
1	1.22	(324,20)	.00	1.23	.46	.09	.00	.00	.00	.00	.04	.29	.00	.00
			Links	10+	.00	.35	.00	.00	.00	.00	.00	.00	.00	.00
2	1.26	(324,20)	.00	1.26	.23	.39	.00	.00	.00	.00	.13	.23	.00	.00
			Links	10+	.00	.30	.00	.00	.00	.00	.00	.00	.00	.00
3	1.24	(324,21)	.00	1.24	.17	.53	.00	.00	.00	.00	.16	.18	.00	.00
			Links	10+	.00	.20	.00	.00	.00	.00	.00	.00	.00	.00
4	1.22	(324,21)	.00	1.23	.11	.61	.00	.00	.00	.00	.20	.14	.00	.00
			Links	10+	.00	.16	.00	.00	.00	.00	.00	.00	.00	.00
5	1.20	(324,21)	.00	1.20	.08	.64	.00	.00	.00	.00	.26	.10	.00	.00
			Links	10+	.00	.13	.00	.00	.00	.00	.00	.00	.00	.00
6	1.16	(324,21)	.00	1.16	.06	.66	.00	.00	.00	.00	.26	.08	.00	.00
			Links	10+	.00	.10	.00	.00	.00	.00	.00	.00	.00	.00
7	1.16	(324,21)	.00	1.16	.05	.67	.00	.00	.00	.00	.29	.08	.00	.00
			Links	10+	.00	.08	.00	.00	.00	.00	.00	.00	.00	.00
8	1.18	(324,22)	.00	1.18	.04	.71	.00	.00	.00	.00	.30	.05	.00	.00
			Links	10+	.00	.08	.00	.00	.00	.00	.00	.00	.00	.00
9	1.17	(253,13)	.00	1.17	.02	.68	.00	.00	.00	.00	.37	.05	.00	.00
			Links	10+	.00	.05	.00	.00	.00	.00	.00	.00	.00	.00
10	1.18	(324,22)	.00	1.18	.04	.74	.00	.00	.00	.00	.32	.04	.00	.00
			Links	10+	.00	.04	.00	.00	.00	.00	.00	.00	.00	.00
11	1.17	(324,22)	.00	1.17	.03	.74	.00	.00	.00	.00	.34	.04	.00	.00
			Links	10+	.00	.04	.00	.00	.00	.00	.00	.00	.00	.00
12	1.16	(324,22)	.00	1.16	.01	.74	.00	.00	.00	.00	.34	.04	.00	.00
			Links	10+	.00	.04	.00	.00	.00	.00	.00	.00	.00	.00
13	1.20	(324,22)	.00	1.20	.01	.75	.00	.00	.00	.00	.36	.04	.00	.00
			Links	10+	.00	.04	.00	.00	.00	.00	.00	.00	.00	.00
14	1.20	(324,22)	.00	1.20	.01	.75	.00	.00	.00	.00	.36	.04	.00	.00
			Links	10+	.00	.04	.00	.00	.00	.00	.00	.00	.00	.00
15	1.15	(324,22)	.00	1.15	.00	.75	.00	.00	.00	.00	.36	.03	.00	.00
			Links	10+	.00	.01	.00	.00	.00	.00	.00	.00	.00	.00
16	1.14	(324,22)	.00	1.14	.00	.75	.00	.00	.00	.00	.36	.01	.00	.00
			Links	10+	.00	.01	.00	.00	.00	.00	.00	.00	.00	.00
17	1.13	(324,22)	.00	1.13	.00	.75	.00	.00	.00	.00	.36	.01	.00	.00
			Links	10+	.00	.00	.00	.00	.00	.00	.00	.00	.00	.00
18	1.13	(324,22)	.00	1.13	.00	.76	.00	.00	.00	.00	.36	.00	.00	.00
			Links	10+	.00	.00	.00	.00	.00	.00	.00	.00	.00	.00
19	1.14	(324,22)	.00	1.14	.00	.76	.00	.00	.00	.00	.38	.00	.00	.00
			Links	10+	.00	.00	.00	.00	.00	.00	.00	.00	.00	.00

JOB: HSS FDR Air Quality No-Build/70' Jets

RUN: FDR DRIVE BET E 67TH-75TH STS/70' JETS

LINK CONTRIBUTION TABLES

SECOND HIGHEST 8-HOUR AVERAGED LINK CONTRIBUTIONS
IN PARTS PER MILLION (PPM)
INCLUDING AMBIENT BACKGROUND CONCENTRATIONS.

Rcptr No.	Total Conc	Ending Day Hr	Ambient Backgnd	Total Link	Link +1	Link +2	Link +3	Link +4	Link +5	Link +6	Link +7	Link +8	Link +9	Link +10
20	1.14	(324,22)	.00	1.14	.00	.76	.00	.00	.00	.00	.38	.00	.00	.00
				Links 10+	.00	.00	.00	.00	.00	.00	.00	.00	.00	.00
21	1.13	(324,22)	.00	1.13	.00	.75	.00	.00	.00	.00	.38	.00	.00	.00
				Links 10+	.00	.00	.00	.00	.00	.00	.00	.00	.00	.00
22	1.15	(324,22)	.00	1.15	.00	.77	.00	.00	.00	.00	.38	.00	.00	.00
				Links 10+	.00	.00	.00	.00	.00	.00	.00	.00	.00	.00
23	1.14	(324,22)	.00	1.14	.00	.76	.00	.00	.00	.00	.38	.00	.00	.00
				Links 10+	.00	.00	.00	.00	.00	.00	.00	.00	.00	.00
24	1.15	(324,22)	.00	1.15	.00	.77	.00	.00	.00	.00	.38	.00	.00	.00
				Links 10+	.00	.00	.00	.00	.00	.00	.00	.00	.00	.00
25	1.15	(324,22)	.00	1.15	.00	.77	.00	.00	.00	.00	.38	.00	.00	.00
				Links 10+	.00	.00	.00	.00	.00	.00	.00	.00	.00	.00
26	1.14	(84,14)	.00	1.14	.00	.59	.09	.00	.01	.13	.24	.00	.01	.00
				Links 10+	.07	.00	.00	.00	.00	.00	.00	.00	.00	.00
27	1.19	(84,14)	.00	1.19	.00	.57	.11	.00	.01	.13	.23	.00	.01	.00
				Links 10+	.11	.00	.00	.00	.00	.00	.00	.00	.00	.00
28	1.17	(84,14)	.00	1.17	.00	.54	.13	.00	.01	.14	.20	.00	.01	.00
				Links 10+	.13	.00	.00	.00	.00	.00	.00	.00	.00	.00
29	1.18	(253,14)	.00	1.18	.00	.70	.02	.00	.00	.07	.35	.00	.00	.00
				Links 10+	.05	.00	.00	.00	.00	.00	.00	.00	.00	.00
30	1.27	(84,14)	.00	1.27	.00	.39	.24	.00	.01	.20	.11	.00	.01	.00
				Links 10+	.30	.00	.00	.00	.00	.00	.00	.00	.00	.00
31	1.50	(84,14)	.00	1.50	.00	.26	.36	.00	.01	.23	.09	.00	.01	.00
				Links 10+	.54	.00	.00	.00	.00	.00	.00	.00	.00	.00
32	1.73	(357,13)	.00	1.73	.00	.11	.37	.00	.00	.21	.10	.00	.01	.00
				Links 10+	.91	.00	.00	.00	.00	.00	.00	.00	.00	.00
33	1.90	(253,14)	.00	1.90	.00	.15	.45	.00	.00	.22	.12	.00	.00	.00
				Links 10+	.97	.00	.00	.00	.00	.00	.00	.00	.00	.00
34	1.99	(324,21)	.00	1.99	.00	.21	.44	.00	.00	.14	.21	.00	.01	.00
				Links 10+	.97	.00	.00	.00	.00	.00	.00	.00	.00	.00
35	1.61	(324,21)	.00	1.61	.00	.14	.48	.00	.00	.18	.17	.00	.01	.00
				Links 10+	.64	.00	.00	.00	.00	.00	.00	.00	.00	.00
36	1.30	(2, 2)	.00	1.30	.00	.27	.35	.00	.00	.03	.20	.00	.00	.00
				Links 10+	.45	.00	.00	.00	.00	.00	.00	.00	.00	.00
37	1.22	(2, 2)	.00	1.22	.00	.23	.40	.00	.00	.08	.20	.00	.00	.00
				Links 10+	.30	.00	.00	.00	.00	.00	.00	.00	.00	.00
38	1.08	(2, 2)	.00	1.08	.00	.18	.42	.00	.00	.08	.18	.00	.00	.00
				Links 10+	.22	.00	.00	.00	.00	.00	.00	.00	.00	.00

JOB: HSS FDR Air Quality No-Build/70' Jets

RUN: FDR DRIVE BET E 67TH-75TH STS/70' JETS

LINK CONTRIBUTION TABLES

SECOND HIGHEST 8-HOUR AVERAGED LINK CONTRIBUTIONS
IN PARTS PER MILLION (PPM)
INCLUDING AMBIENT BACKGROUND CONCENTRATIONS.

Rcptr No.	Total Conc	Ending Day Hr	Ambient Backgnd	Total Link		Link +1	Link +2	Link +3	Link +4	Link +5	Link +6	Link +7	Link +8	Link +9	Link +10
39	1.02	(253,13)	.00	1.02		.00	.05	.57	.00	.00	.27	.07	.00	.00	.00
					Links 10+	.07	.00	.00	.00	.00	.00	.00	.00	.00	.00
40	1.02	(324,21)	.00	1.02		.00	.05	.56	.00	.00	.26	.08	.00	.01	.00
					Links 10+	.06	.00	.00	.00	.00	.00	.00	.00	.00	.00
41	1.00	(253,13)	.00	1.00		.00	.05	.57	.00	.00	.28	.05	.00	.00	.00
					Links 10+	.05	.00	.00	.00	.00	.00	.00	.00	.00	.00
42	.98	(253,13)	.00	.98		.00	.03	.57	.00	.00	.28	.05	.00	.00	.00
					Links 10+	.05	.00	.00	.00	.00	.00	.00	.00	.00	.00
43	.97	(324,21)	.00	.98		.00	.04	.56	.00	.00	.28	.05	.00	.01	.00
					Links 10+	.04	.00	.00	.00	.00	.00	.00	.00	.00	.00
44	.99	(324,21)	.00	.99		.00	.04	.56	.00	.00	.29	.04	.00	.03	.00
					Links 10+	.04	.00	.00	.00	.00	.00	.00	.00	.00	.00
45	.95	(324,21)	.00	.95		.00	.03	.56	.00	.00	.29	.04	.00	.03	.00
					Links 10+	.01	.00	.00	.00	.00	.00	.00	.00	.00	.00
46	.95	(324,21)	.00	.95		.00	.03	.56	.00	.00	.29	.04	.00	.03	.00
					Links 10+	.01	.00	.00	.00	.00	.00	.00	.00	.00	.00
47	.95	(324,21)	.00	.95		.00	.03	.56	.00	.00	.30	.04	.00	.03	.00
					Links 10+	.00	.00	.00	.00	.00	.00	.00	.00	.00	.00
48	.95	(324,21)	.00	.95		.00	.03	.56	.00	.00	.30	.04	.00	.03	.00
					Links 10+	.00	.00	.00	.00	.00	.00	.00	.00	.00	.00
49	.92	(324,21)	.00	.92		.00	.01	.56	.00	.00	.30	.03	.00	.03	.00
					Links 10+	.00	.00	.00	.00	.00	.00	.00	.00	.00	.00
50	.95	(324,21)	.00	.95		.00	.01	.59	.00	.00	.30	.03	.00	.03	.00
					Links 10+	.00	.00	.00	.00	.00	.00	.00	.00	.00	.00
51	.95	(324,21)	.00	.95		.00	.01	.59	.00	.00	.30	.03	.00	.03	.00
					Links 10+	.00	.00	.00	.00	.00	.00	.00	.00	.00	.00
52	.94	(324,21)	.00	.94		.00	.01	.58	.00	.00	.30	.03	.00	.03	.00
					Links 10+	.00	.00	.00	.00	.00	.00	.00	.00	.00	.00
53	.93	(253,14)	.00	.93		.00	.00	.53	.02	.08	.28	.02	.00	.00	.00
					Links 10+	.00	.00	.00	.00	.00	.00	.00	.00	.00	.00
54	.97	(253,14)	.00	.97		.00	.00	.52	.08	.08	.27	.02	.00	.00	.00
					Links 10+	.00	.00	.00	.00	.00	.00	.00	.00	.00	.00
55	.93	(324,21)	.00	.93		.00	.00	.59	.00	.00	.30	.01	.00	.03	.00
					Links 10+	.00	.00	.00	.00	.00	.00	.00	.00	.00	.00
56	.91	(324,21)	.00	.91		.00	.00	.51	.05	.04	.28	.01	.00	.03	.00
					Links 10+	.00	.00	.00	.00	.00	.00	.00	.00	.00	.00
57	1.23	(253,14)	.00	1.23		.43	.15	.00	.00	.00	.00	.15	.20	.00	.00
					Links 10+	.00	.30	.00	.00	.00	.00	.00	.00	.00	.00

JOB: HSS FDR Air Quality No-Build/70' Jets

RUN: FDR DRIVE BET E 67TH-75TH STS/70' JETS

LINK CONTRIBUTION TABLES

SECOND HIGHEST 8-HOUR AVERAGED LINK CONTRIBUTIONS
IN PARTS PER MILLION (PPM)
INCLUDING AMBIENT BACKGROUND CONCENTRATIONS.

Rcptr No.	Total Conc	Ending Day Hr	Ambient Backgnd	Total Link	Link +1	Link +2	Link +3	Link +4	Link +5	Link +6	Link +7	Link +8	Link +9	Link +10
58	1.29	(357,13)	.00	1.29	.43	.01	.00	.00	.00	.00	.07	.29	.00	.00
			Links	10+	.00	.49	.00	.00	.00	.00	.00	.00	.00	.00
59	1.18	(339,17)	.00	1.18	.37	.18	.02	.00	.00	.02	.15	.18	.00	.00
			Links	10+	.00	.27	.00	.00	.00	.00	.00	.00	.00	.00
60	1.16	(84,14)	.00	1.16	.43	.16	.00	.00	.00	.00	.17	.20	.00	.01
			Links	10+	.00	.19	.00	.00	.00	.00	.00	.00	.00	.00

MAXIMUM 1-HOUR AVERAGED LINK CONTRIBUTIONS
IN PARTS PER MILLION (PPM)
INCLUDING AMBIENT BACKGROUND CONCENTRATIONS.

Rcptr No.	Total Conc	Ending Day Hr	Ambient Backgnd	Total Link	Link +1	Link +2	Link +3	Link +4	Link +5	Link +6	Link +7	Link +8	Link +9	Link +10
1	2.30	(339,17)	.00	2.30	.00	1.50	.10	.00	.00	.10	.60	.00	.00	.00
			Links	10+	.00	.00	.00	.00	.00	.00	.00	.00	.00	.00
2	2.40	(72, 8)	.00	2.40	.00	1.50	.10	.00	.00	.10	.70	.00	.00	.00
			Links	10+	.00	.00	.00	.00	.00	.00	.00	.00	.00	.00
3	2.40	(72, 8)	.00	2.40	.00	1.50	.10	.00	.00	.10	.70	.00	.00	.00
			Links	10+	.00	.00	.00	.00	.00	.00	.00	.00	.00	.00
4	2.40	(72, 8)	.00	2.40	.00	1.50	.10	.00	.00	.10	.70	.00	.00	.00
			Links	10+	.00	.00	.00	.00	.00	.00	.00	.00	.00	.00
5	2.40	(72, 8)	.00	2.40	.00	1.50	.10	.00	.00	.10	.70	.00	.00	.00
			Links	10+	.00	.00	.00	.00	.00	.00	.00	.00	.00	.00
6	2.30	(72, 8)	.00	2.30	.00	1.50	.10	.00	.00	.10	.60	.00	.00	.00
			Links	10+	.00	.00	.00	.00	.00	.00	.00	.00	.00	.00
7	2.30	(72, 8)	.00	2.30	.00	1.50	.10	.00	.00	.10	.60	.00	.00	.00
			Links	10+	.00	.00	.00	.00	.00	.00	.00	.00	.00	.00
8	2.30	(72, 8)	.00	2.30	.00	1.50	.10	.00	.00	.10	.60	.00	.00	.00
			Links	10+	.00	.00	.00	.00	.00	.00	.00	.00	.00	.00
9	2.30	(72, 8)	.00	2.30	.00	1.50	.10	.00	.00	.10	.60	.00	.00	.00
			Links	10+	.00	.00	.00	.00	.00	.00	.00	.00	.00	.00
10	2.30	(72, 8)	.00	2.30	.00	1.50	.10	.00	.00	.10	.60	.00	.00	.00
			Links	10+	.00	.00	.00	.00	.00	.00	.00	.00	.00	.00
11	2.40	(30,18)	.00	2.40	.10	1.40	.00	.00	.00	.00	.50	.20	.00	.00
			Links	10+	.00	.20	.00	.00	.00	.00	.00	.00	.00	.00
12	2.20	(72, 8)	.00	2.20	.00	1.40	.10	.00	.00	.10	.60	.00	.00	.00
			Links	10+	.00	.00	.00	.00	.00	.00	.00	.00	.00	.00

JOB: HSS FDR Air Quality No-Build/70' Jets

RUN: FDR DRIVE BET E 67TH-75TH STS/70' JETS

LINK CONTRIBUTION TABLES

MAXIMUM 1-HOUR AVERAGED LINK CONTRIBUTIONS
IN PARTS PER MILLION (PPM)
INCLUDING AMBIENT BACKGROUND CONCENTRATIONS.

Rcptr No.	Total Conc	Ending Day Hr	Ambient Backgnd	Total Link	Link +1	Link +2	Link +3	Link +4	Link +5	Link +6	Link +7	Link +8	Link +9	Link +10
13	2.20	(72, 8)	.00	2.20	.00	1.40	.10	.00	.00	.10	.60	.00	.00	.00
				Links 10+	.00	.00	.00	.00	.00	.00	.00	.00	.00	.00
14	2.40	(72, 8)	.00	2.40	.00	1.40	.10	.00	.10	.10	.60	.00	.00	.00
				Links 10+	.10	.00	.00	.00	.00	.00	.00	.00	.00	.00
15	2.30	(72, 8)	.00	2.30	.00	1.40	.10	.00	.10	.10	.50	.00	.00	.00
				Links 10+	.10	.00	.00	.00	.00	.00	.00	.00	.00	.00
16	2.40	(72, 8)	.00	2.40	.00	1.40	.10	.00	.10	.20	.50	.00	.00	.00
				Links 10+	.10	.00	.00	.00	.00	.00	.00	.00	.00	.00
17	2.40	(72, 8)	.00	2.40	.00	1.40	.10	.00	.10	.20	.50	.00	.00	.00
				Links 10+	.10	.00	.00	.00	.00	.00	.00	.00	.00	.00
18	2.40	(72, 8)	.00	2.40	.00	1.40	.10	.00	.10	.20	.50	.00	.00	.00
				Links 10+	.10	.00	.00	.00	.00	.00	.00	.00	.00	.00
19	2.40	(72, 8)	.00	2.40	.00	1.30	.20	.00	.10	.20	.50	.00	.00	.00
				Links 10+	.10	.00	.00	.00	.00	.00	.00	.00	.00	.00
20	2.30	(72, 8)	.00	2.30	.00	1.30	.20	.00	.10	.20	.40	.00	.00	.00
				Links 10+	.10	.00	.00	.00	.00	.00	.00	.00	.00	.00
21	2.30	(72, 8)	.00	2.30	.00	1.30	.20	.00	.10	.20	.40	.00	.00	.00
				Links 10+	.10	.00	.00	.00	.00	.00	.00	.00	.00	.00
22	2.40	(72, 8)	.00	2.40	.00	1.30	.20	.00	.10	.30	.40	.00	.00	.00
				Links 10+	.10	.00	.00	.00	.00	.00	.00	.00	.00	.00
23	2.50	(72, 8)	.00	2.50	.00	1.20	.20	.10	.10	.30	.30	.00	.10	.00
				Links 10+	.20	.00	.00	.00	.00	.00	.00	.00	.00	.00
24	2.60	(72, 8)	.00	2.60	.00	1.20	.30	.10	.10	.30	.30	.00	.10	.00
				Links 10+	.20	.00	.00	.00	.00	.00	.00	.00	.00	.00
25	2.40	(72, 8)	.00	2.40	.00	1.10	.30	.10	.10	.30	.20	.00	.10	.00
				Links 10+	.20	.00	.00	.00	.00	.00	.00	.00	.00	.00
26	2.60	(72, 8)	.00	2.60	.00	1.00	.40	.10	.10	.40	.20	.00	.10	.00
				Links 10+	.30	.00	.00	.00	.00	.00	.00	.00	.00	.00
27	2.60	(72, 8)	.00	2.60	.00	1.00	.40	.10	.10	.40	.10	.00	.10	.00
				Links 10+	.40	.00	.00	.00	.00	.00	.00	.00	.00	.00
28	2.70	(72, 8)	.00	2.70	.00	.80	.50	.10	.10	.50	.10	.00	.10	.00
				Links 10+	.50	.00	.00	.00	.00	.00	.00	.00	.00	.00
29	2.80	(72, 8)	.00	2.80	.00	.70	.60	.10	.10	.50	.00	.00	.10	.00
				Links 10+	.70	.00	.00	.00	.00	.00	.00	.00	.00	.00
30	2.90	(72, 8)	.00	2.90	.00	.40	.80	.10	.10	.50	.00	.00	.10	.00
				Links 10+	.90	.00	.00	.00	.00	.00	.00	.00	.00	.00
31	3.10	(72, 8)	.00	3.10	.00	.10	1.00	.10	.10	.50	.00	.00	.10	.00
				Links 10+	1.20	.00	.00	.00	.00	.00	.00	.00	.00	.00

JOB: HSS FDR Air Quality No-Build/70' Jets

RUN: FDR DRIVE BET E 67TH-75TH STS/70' JETS

LINK CONTRIBUTION TABLES

MAXIMUM 1-HOUR AVERAGED LINK CONTRIBUTIONS
IN PARTS PER MILLION (PPM)
INCLUDING AMBIENT BACKGROUND CONCENTRATIONS.

Rcptr No.	Total Conc	Ending Day Hr	Ambient Backgnd	Total Link	Link +1	Link +2	Link +3	Link +4	Link +5	Link +6	Link +7	Link +8	Link +9	Link +10
32	3.10	(72, 8)	.00	3.10	.00	.00	1.20	.10	.10	.50	.00	.00	.10	.00
				Links 10+	1.10	.00	.00	.00	.00	.00	.00	.00	.00	.00
33	3.30	(276,21)	.00	3.30	.00	.00	.80	.00	.00	.50	.00	.00	.10	.00
				Links 10+	1.90	.00	.00	.00	.00	.00	.00	.00	.00	.00
34	3.40	(30,18)	.00	3.40	.00	.80	.60	.00	.00	.00	.70	.00	.00	.10
				Links 10+	1.20	.00	.00	.00	.00	.00	.00	.00	.00	.00
35	3.40	(30,18)	.00	3.40	.00	.60	.70	.00	.00	.10	.60	.00	.00	.10
				Links 10+	1.30	.00	.00	.00	.00	.00	.00	.00	.00	.00
36	3.10	(30,18)	.00	3.10	.00	.50	.80	.00	.00	.10	.60	.00	.00	.10
				Links 10+	1.00	.00	.00	.00	.00	.00	.00	.00	.00	.00
37	2.70	(30,18)	.00	2.70	.00	.40	.90	.00	.00	.20	.50	.00	.00	.00
				Links 10+	.70	.00	.00	.00	.00	.00	.00	.00	.00	.00
38	2.40	(30,18)	.00	2.40	.00	.30	1.00	.00	.00	.20	.40	.00	.00	.00
				Links 10+	.50	.00	.00	.00	.00	.00	.00	.00	.00	.00
39	2.40	(30,18)	.00	2.40	.00	.30	1.00	.00	.00	.30	.40	.00	.00	.00
				Links 10+	.40	.00	.00	.00	.00	.00	.00	.00	.00	.00
40	2.20	(30,18)	.00	2.20	.00	.20	1.10	.00	.00	.30	.30	.00	.00	.00
				Links 10+	.30	.00	.00	.00	.00	.00	.00	.00	.00	.00
41	2.10	(30,18)	.00	2.10	.00	.20	1.10	.00	.00	.30	.30	.00	.00	.00
				Links 10+	.20	.00	.00	.00	.00	.00	.00	.00	.00	.00
42	2.20	(30,18)	.00	2.20	.00	.20	1.10	.00	.00	.40	.30	.00	.00	.00
				Links 10+	.20	.00	.00	.00	.00	.00	.00	.00	.00	.00
43	2.00	(30,18)	.00	2.00	.00	.20	1.10	.00	.00	.40	.20	.00	.00	.00
				Links 10+	.10	.00	.00	.00	.00	.00	.00	.00	.00	.00
44	2.00	(30,18)	.00	2.00	.00	.10	1.10	.00	.00	.40	.20	.00	.10	.00
				Links 10+	.10	.00	.00	.00	.00	.00	.00	.00	.00	.00
45	2.00	(30,18)	.00	2.00	.00	.10	1.10	.00	.00	.40	.20	.00	.10	.00
				Links 10+	.10	.00	.00	.00	.00	.00	.00	.00	.00	.00
46	2.00	(30,18)	.00	2.00	.00	.10	1.10	.00	.00	.40	.20	.00	.10	.00
				Links 10+	.10	.00	.00	.00	.00	.00	.00	.00	.00	.00
47	2.10	(30,18)	.00	2.10	.00	.10	1.10	.00	.00	.50	.20	.00	.10	.00
				Links 10+	.10	.00	.00	.00	.00	.00	.00	.00	.00	.00
48	2.00	(30,18)	.00	2.00	.00	.10	1.10	.00	.00	.50	.10	.00	.10	.00
				Links 10+	.10	.00	.00	.00	.00	.00	.00	.00	.00	.00
49	2.00	(30,18)	.00	2.00	.00	.10	1.10	.00	.00	.50	.10	.00	.10	.00
				Links 10+	.10	.00	.00	.00	.00	.00	.00	.00	.00	.00
50	2.00	(30,18)	.00	2.00	.00	.10	1.20	.00	.00	.50	.10	.00	.10	.00
				Links 10+	.00	.00	.00	.00	.00	.00	.00	.00	.00	.00

JOB: HSS FDR Air Quality No-Build/70' Jets

RUN: FDR DRIVE BET E 67TH-75TH STS/70' JETS

LINK CONTRIBUTION TABLES

MAXIMUM 1-HOUR AVERAGED LINK CONTRIBUTIONS
IN PARTS PER MILLION (PPM)
INCLUDING AMBIENT BACKGROUND CONCENTRATIONS.

Rcptr No.	Total Conc	Ending Day Hr	Ambient Backgnd	Total Link	Link +1	Link +2	Link +3	Link +4	Link +5	Link +6	Link +7	Link +8	Link +9	Link +10
51	2.00	(30,18)	.00	2.00	.00	.10	1.20	.00	.00	.50	.10	.00	.10	.00
				Links 10+	.00	.00	.00	.00	.00	.00	.00	.00	.00	.00
52	2.00	(30,18)	.00	2.00	.00	.10	1.20	.00	.00	.50	.10	.00	.10	.00
				Links 10+	.00	.00	.00	.00	.00	.00	.00	.00	.00	.00
53	2.00	(30,18)	.00	2.00	.00	.10	1.20	.00	.00	.50	.10	.00	.10	.00
				Links 10+	.00	.00	.00	.00	.00	.00	.00	.00	.00	.00
54	2.00	(30,18)	.00	2.00	.00	.10	1.20	.00	.00	.50	.10	.00	.10	.00
				Links 10+	.00	.00	.00	.00	.00	.00	.00	.00	.00	.00
55	2.00	(30,18)	.00	2.00	.00	.10	1.20	.00	.00	.50	.10	.00	.10	.00
				Links 10+	.00	.00	.00	.00	.00	.00	.00	.00	.00	.00
56	2.00	(30,18)	.00	2.00	.00	.10	1.20	.00	.00	.50	.10	.00	.10	.00
				Links 10+	.00	.00	.00	.00	.00	.00	.00	.00	.00	.00
57	2.60	(276,21)	.00	2.60	.90	.00	.00	.00	.00	.00	.10	.50	.00	.00
				Links 10+	.00	1.10	.00	.00	.00	.00	.00	.00	.00	.00
58	2.50	(276,21)	.00	2.50	.90	.00	.00	.00	.00	.00	.00	.50	.00	.00
				Links 10+	.00	1.10	.00	.00	.00	.00	.00	.00	.00	.00
59	2.20	(72, 8)	.00	2.20	.60	.80	.00	.00	.00	.10	.70	.00	.00	.00
				Links 10+	.00	.00	.00	.00	.00	.00	.00	.00	.00	.00
60	2.20	(84, 7)	.00	2.20	.70	.50	.00	.00	.00	.00	.60	.10	.00	.10
				Links 10+	.00	.20	.00	.00	.00	.00	.00	.00	.00	.00

SECOND HIGHEST 1-HOUR AVERAGED LINK CONTRIBUTIONS
IN PARTS PER MILLION (PPM)
INCLUDING AMBIENT BACKGROUND CONCENTRATIONS.

Rcptr No.	Total Conc	Ending Day Hr	Ambient Backgnd	Total Link	Link +1	Link +2	Link +3	Link +4	Link +5	Link +6	Link +7	Link +8	Link +9	Link +10
1	2.30	(72, 8)	.00	2.30	.00	1.50	.00	.00	.00	.10	.70	.00	.00	.00
				Links 10+	.00	.00	.00	.00	.00	.00	.00	.00	.00	.00
2	2.10	(84, 7)	.00	2.10	.00	1.30	.00	.00	.00	.00	.70	.00	.00	.10
				Links 10+	.00	.00	.00	.00	.00	.00	.00	.00	.00	.00
3	2.20	(284,20)	.00	2.20	.30	.80	.00	.00	.00	.00	.10	.40	.00	.00
				Links 10+	.00	.60	.00	.00	.00	.00	.00	.00	.00	.00
4	2.30	(30,18)	.00	2.30	.50	.90	.00	.00	.00	.00	.10	.40	.00	.00
				Links 10+	.00	.40	.00	.00	.00	.00	.00	.00	.00	.00
5	2.20	(30,18)	.00	2.20	.30	1.00	.00	.00	.00	.00	.10	.40	.00	.00
				Links 10+	.00	.40	.00	.00	.00	.00	.00	.00	.00	.00

JOB: HSS FDR Air Quality No-Build/70' Jets

RUN: FDR DRIVE BET E 67TH-75TH STS/70' JETS

LINK CONTRIBUTION TABLES

SECOND HIGHEST 1-HOUR AVERAGED LINK CONTRIBUTIONS
IN PARTS PER MILLION (PPM)
INCLUDING AMBIENT BACKGROUND CONCENTRATIONS.

Rcptr No.	Total Conc	Ending Day Hr	Ambient Backgnd	Total Link	Link +1	Link +2	Link +3	Link +4	Link +5	Link +6	Link +7	Link +8	Link +9	Link +10
6	2.20	(30,18)	.00	2.20	.30	1.10	.00	.00	.00	.00	.20	.30	.00	.00
				Links 10+	.00	.30	.00	.00	.00	.00	.00	.00	.00	.00
7	2.30	(30,18)	.00	2.30	.20	1.20	.00	.00	.00	.00	.30	.30	.00	.00
				Links 10+	.00	.30	.00	.00	.00	.00	.00	.00	.00	.00
8	2.20	(30,18)	.00	2.20	.20	1.30	.00	.00	.00	.00	.30	.20	.00	.00
				Links 10+	.00	.20	.00	.00	.00	.00	.00	.00	.00	.00
9	2.20	(30,18)	.00	2.20	.10	1.30	.00	.00	.00	.00	.40	.20	.00	.00
				Links 10+	.00	.20	.00	.00	.00	.00	.00	.00	.00	.00
10	2.20	(30,18)	.00	2.20	.10	1.30	.00	.00	.00	.00	.40	.20	.00	.00
				Links 10+	.00	.20	.00	.00	.00	.00	.00	.00	.00	.00
11	2.30	(339,17)	.00	2.30	.00	1.40	.10	.00	.10	.10	.50	.00	.00	.00
				Links 10+	.10	.00	.00	.00	.00	.00	.00	.00	.00	.00
12	2.20	(30,18)	.00	2.20	.10	1.40	.00	.00	.00	.00	.50	.10	.00	.00
				Links 10+	.00	.10	.00	.00	.00	.00	.00	.00	.00	.00
13	2.20	(339,17)	.00	2.20	.00	1.40	.10	.00	.10	.10	.40	.00	.00	.00
				Links 10+	.10	.00	.00	.00	.00	.00	.00	.00	.00	.00
14	2.20	(339,17)	.00	2.20	.00	1.30	.10	.10	.10	.10	.40	.00	.00	.00
				Links 10+	.10	.00	.00	.00	.00	.00	.00	.00	.00	.00
15	2.30	(339,17)	.00	2.30	.00	1.30	.10	.10	.10	.20	.40	.00	.00	.00
				Links 10+	.10	.00	.00	.00	.00	.00	.00	.00	.00	.00
16	2.40	(339,17)	.00	2.40	.00	1.30	.20	.10	.10	.20	.40	.00	.00	.00
				Links 10+	.10	.00	.00	.00	.00	.00	.00	.00	.00	.00
17	2.40	(339,17)	.00	2.40	.00	1.30	.20	.10	.10	.20	.40	.00	.00	.00
				Links 10+	.10	.00	.00	.00	.00	.00	.00	.00	.00	.00
18	2.40	(339,17)	.00	2.40	.00	1.30	.20	.10	.10	.20	.40	.00	.00	.00
				Links 10+	.10	.00	.00	.00	.00	.00	.00	.00	.00	.00
19	2.30	(30,18)	.00	2.30	.00	1.50	.00	.00	.00	.00	.60	.10	.00	.00
				Links 10+	.00	.10	.00	.00	.00	.00	.00	.00	.00	.00
20	2.20	(339,17)	.00	2.20	.00	1.20	.20	.10	.10	.20	.30	.00	.00	.00
				Links 10+	.10	.00	.00	.00	.00	.00	.00	.00	.00	.00
21	2.20	(339,17)	.00	2.20	.00	1.20	.20	.10	.10	.20	.30	.00	.00	.00
				Links 10+	.10	.00	.00	.00	.00	.00	.00	.00	.00	.00
22	2.40	(339,17)	.00	2.40	.00	1.20	.30	.10	.10	.20	.30	.00	.00	.00
				Links 10+	.20	.00	.00	.00	.00	.00	.00	.00	.00	.00
23	2.30	(339,17)	.00	2.30	.00	1.10	.30	.10	.10	.30	.20	.00	.00	.00
				Links 10+	.20	.00	.00	.00	.00	.00	.00	.00	.00	.00
24	2.40	(339,17)	.00	2.40	.00	1.10	.30	.10	.10	.30	.20	.00	.10	.00
				Links 10+	.20	.00	.00	.00	.00	.00	.00	.00	.00	.00

JOB: HSS FDR Air Quality No-Build/70' Jets

RUN: FDR DRIVE BET E 67TH-75TH STS/70' JETS

LINK CONTRIBUTION TABLES

SECOND HIGHEST 1-HOUR AVERAGED LINK CONTRIBUTIONS
IN PARTS PER MILLION (PPM)
INCLUDING AMBIENT BACKGROUND CONCENTRATIONS.

Rcptr No.	Total Conc	Ending Day Hr	Ambient Backgnd	Total Link	Link +1	Link +2	Link +3	Link +4	Link +5	Link +6	Link +7	Link +8	Link +9	Link +10
25	2.30	(339,17)	.00	2.30	.00	1.00	.40	.10	.10	.30	.10	.00	.10	.00
				Links 10+	.20	.00	.00	.00	.00	.00	.00	.00	.00	.00
26	2.30	(84, 7)	.00	2.30	.00	1.00	.30	.00	.10	.40	.20	.00	.10	.00
				Links 10+	.20	.00	.00	.00	.00	.00	.00	.00	.00	.00
27	2.60	(339,17)	.00	2.60	.00	.90	.50	.10	.10	.40	.10	.00	.10	.00
				Links 10+	.40	.00	.00	.00	.00	.00	.00	.00	.00	.00
28	2.50	(339,17)	.00	2.50	.00	.70	.60	.10	.10	.40	.00	.00	.10	.00
				Links 10+	.50	.00	.00	.00	.00	.00	.00	.00	.00	.00
29	2.60	(339,17)	.00	2.60	.00	.60	.70	.10	.10	.40	.00	.00	.10	.00
				Links 10+	.60	.00	.00	.00	.00	.00	.00	.00	.00	.00
30	2.70	(84, 7)	.00	2.70	.00	.40	.70	.00	.10	.50	.00	.00	.10	.00
				Links 10+	.90	.00	.00	.00	.00	.00	.00	.00	.00	.00
31	3.00	(84, 7)	.00	3.00	.00	.20	.90	.00	.10	.50	.00	.00	.10	.00
				Links 10+	1.20	.00	.00	.00	.00	.00	.00	.00	.00	.00
32	3.10	(313,14)	.00	3.10	.00	.00	.90	.00	.00	.50	.00	.00	.10	.00
				Links 10+	1.60	.00	.00	.00	.00	.00	.00	.00	.00	.00
33	2.90	(30,18)	.00	2.90	.00	1.10	.30	.00	.00	.00	.70	.00	.00	.10
				Links 10+	.70	.00	.00	.00	.00	.00	.00	.00	.00	.00
34	3.20	(284,20)	.00	3.20	.00	.30	.70	.00	.00	.10	.50	.00	.00	.10
				Links 10+	1.50	.00	.00	.00	.00	.00	.00	.00	.00	.00
35	2.80	(288, 7)	.00	2.80	.00	.70	.50	.00	.00	.00	.60	.00	.00	.00
				Links 10+	1.00	.00	.00	.00	.00	.00	.00	.00	.00	.00
36	2.70	(288, 7)	.00	2.70	.00	.50	.60	.00	.00	.10	.60	.00	.00	.00
				Links 10+	.90	.00	.00	.00	.00	.00	.00	.00	.00	.00
37	2.50	(288, 7)	.00	2.50	.00	.50	.70	.00	.00	.10	.50	.00	.00	.00
				Links 10+	.70	.00	.00	.00	.00	.00	.00	.00	.00	.00
38	2.30	(288, 7)	.00	2.30	.00	.40	.70	.00	.00	.20	.50	.00	.00	.00
				Links 10+	.50	.00	.00	.00	.00	.00	.00	.00	.00	.00
39	2.10	(288, 7)	.00	2.10	.00	.30	.80	.00	.00	.20	.40	.00	.00	.00
				Links 10+	.40	.00	.00	.00	.00	.00	.00	.00	.00	.00
40	2.00	(288, 7)	.00	2.00	.00	.30	.80	.00	.00	.20	.40	.00	.00	.00
				Links 10+	.30	.00	.00	.00	.00	.00	.00	.00	.00	.00
41	2.00	(288, 7)	.00	2.00	.00	.30	.80	.00	.00	.30	.40	.00	.00	.00
				Links 10+	.20	.00	.00	.00	.00	.00	.00	.00	.00	.00
42	1.90	(72, 8)	.00	1.90	.00	.00	1.10	.20	.20	.40	.00	.00	.00	.00
				Links 10+	.00	.00	.00	.00	.00	.00	.00	.00	.00	.00
43	1.90	(288, 7)	.00	1.90	.00	.20	.90	.00	.00	.30	.30	.00	.00	.00
				Links 10+	.20	.00	.00	.00	.00	.00	.00	.00	.00	.00

DATE : 7/21/ 8
TIME : 15: 1:16

JOB: HSS FDR Air Quality No-Build/70' Jets

RUN: FDR DRIVE BET E 67TH-75TH STS/70' JETS

LINK CONTRIBUTION TABLES

SECOND HIGHEST 1-HOUR AVERAGED LINK CONTRIBUTIONS
IN PARTS PER MILLION (PPM)
INCLUDING AMBIENT BACKGROUND CONCENTRATIONS.

Rcptr No.	Total Conc	Ending Day Hr	Ambient Backgnd	Total Link	Link +1	Link +2	Link +3	Link +4	Link +5	Link +6	Link +7	Link +8	Link +9	Link +10
44	1.80	(288, 7)	.00	1.80	.00	.20	.90	.00	.00	.30	.30	.00	.00	.00
				Links 10+	.10	.00	.00	.00	.00	.00	.00	.00	.00	.00
45	1.80	(72, 8)	.00	1.80	.00	.00	1.00	.20	.30	.30	.00	.00	.00	.00
				Links 10+	.00	.00	.00	.00	.00	.00	.00	.00	.00	.00
46	1.80	(288, 7)	.00	1.80	.00	.20	.90	.00	.00	.40	.20	.00	.00	.00
				Links 10+	.10	.00	.00	.00	.00	.00	.00	.00	.00	.00
47	1.90	(72, 8)	.00	1.90	.00	.00	1.00	.30	.30	.30	.00	.00	.00	.00
				Links 10+	.00	.00	.00	.00	.00	.00	.00	.00	.00	.00
48	1.80	(72, 8)	.00	1.80	.00	.00	.90	.30	.40	.20	.00	.00	.00	.00
				Links 10+	.00	.00	.00	.00	.00	.00	.00	.00	.00	.00
49	1.80	(72, 8)	.00	1.80	.00	.00	.90	.30	.40	.20	.00	.00	.00	.00
				Links 10+	.00	.00	.00	.00	.00	.00	.00	.00	.00	.00
50	1.90	(72, 8)	.00	1.90	.00	.00	.90	.40	.40	.20	.00	.00	.00	.00
				Links 10+	.00	.00	.00	.00	.00	.00	.00	.00	.00	.00
51	1.80	(72, 8)	.00	1.80	.00	.00	.80	.40	.50	.10	.00	.00	.00	.00
				Links 10+	.00	.00	.00	.00	.00	.00	.00	.00	.00	.00
52	1.80	(72, 8)	.00	1.80	.00	.00	.70	.50	.50	.10	.00	.00	.00	.00
				Links 10+	.00	.00	.00	.00	.00	.00	.00	.00	.00	.00
53	1.70	(72, 8)	.00	1.70	.00	.00	.60	.60	.50	.00	.00	.00	.00	.00
				Links 10+	.00	.00	.00	.00	.00	.00	.00	.00	.00	.00
54	1.70	(72, 8)	.00	1.70	.00	.00	.40	.80	.50	.00	.00	.00	.00	.00
				Links 10+	.00	.00	.00	.00	.00	.00	.00	.00	.00	.00
55	1.70	(288, 7)	.00	1.70	.00	.10	1.00	.00	.00	.50	.10	.00	.00	.00
				Links 10+	.00	.00	.00	.00	.00	.00	.00	.00	.00	.00
56	1.70	(288, 7)	.00	1.70	.00	.10	1.00	.00	.00	.50	.10	.00	.00	.00
				Links 10+	.00	.00	.00	.00	.00	.00	.00	.00	.00	.00
57	2.20	(72, 8)	.00	2.20	.20	1.20	.00	.00	.00	.10	.70	.00	.00	.00
				Links 10+	.00	.00	.00	.00	.00	.00	.00	.00	.00	.00
58	2.20	(72, 8)	.00	2.20	.40	1.00	.00	.00	.00	.10	.70	.00	.00	.00
				Links 10+	.00	.00	.00	.00	.00	.00	.00	.00	.00	.00
59	2.20	(313,14)	.00	2.20	.70	.30	.00	.00	.00	.00	.40	.30	.00	.00
				Links 10+	.00	.50	.00	.00	.00	.00	.00	.00	.00	.00
60	2.20	(309, 7)	.00	2.20	.70	.50	.00	.00	.00	.00	.60	.10	.00	.10
				Links 10+	.00	.20	.00	.00	.00	.00	.00	.00	.00	.00

JOB: HSS FDR Air Quality No-Build/70' Jets

RUN: FDR DRIVE BET E 67TH-75TH STS/70' JETS

CALM DURATION FREQUENCY

Hours of Consecutive Calm Winds	Frequency of Occurrence	(Julian day/hour ending) of Significant Occurrences
1	150	(1,24)(2, 2)(2, 6)(9,22)(23, 3)(23, 7)(24,15)(30, 1)(36, 1)(36, 3) (41, 2)(41, 6)(42,12)(48,23)(53, 1)(53, 5)(54, 2)(55,21)(58, 4)(61, 5) (62, 1)(69,11)(75, 1)(83, 9)(83,11)(83,14)(83,21)(84, 4)(84,11)(84,15) (85, 4)(92, 6)(94,10)(98,10)(106, 4)(106,23)(107,15)(107,19)(111, 5)(118,12) (119,24)(120, 4)(121, 2)(124, 1)(126,23)(127, 5)(127,14)(128, 5)(129, 1)(129, 3) (129,10)(131,22)(132, 2)(139,20)(140, 1)(143,24)(144, 5)(146, 4)(154, 4)(156, 1) (156, 7)(156, 9)(168, 6)(170, 1)(178, 6)(178, 9)(181, 1)(181,23)(183, 7)(183,12) (184, 8)(185,19)(186, 1)(186,12)(186,15)(195, 9)(199, 4)(203, 9)(205,17)(206, 2) (211, 2)(211, 4)(211, 6)(211, 9)(215, 7)(217,15)(218,20)(219, 3)(219, 5)(223,22) (235, 1)(235, 8)(237, 2)(237,14)(239, 8)(240, 5)(246, 3)(246, 9)(246,15)(246,24) (247, 5)(248, 5)(248, 8)(248,15)(250,24)(251, 2)(251,11)(253, 9)(253,13)(253,18) (253,20)(262, 6)(263,22)(267, 5)(274, 2)(275, 3)(275, 5)(276,22)(276,24)(277, 2) (277, 5)(278, 6)(280, 4)(286, 2)(286, 6)(287, 5)(288, 5)(288, 8)(289,23)(294,13) (297,14)(298,24)(299, 2)(300, 4)(300, 6)(300,22)(301,20)(308,12)(309, 1)(309, 8) (309,12)(313,12)(313,15)(314, 7)(319, 6)(339,13)(339,16)(344, 3)(346, 9)(357, 6) (
2	38	(3,15)(19,24)(30, 4)(30, 7)(30,12)(39,13)(39,16)(46,24)(67, 7)(87, 4) (92, 1)(103, 2)(105, 5)(127, 3)(129, 8)(132,24)(142,22)(144, 3)(152, 4)(168, 1) (184, 4)(184,12)(191, 4)(201, 8)(201,24)(203, 7)(217,21)(219, 8)(239, 1)(245, 4) (275, 9)(299, 5)(300, 2)(301, 1)(301,24)(314, 5)(346,13)(359, 6)
3	9	(15,13)(68, 6)(84, 2)(86, 3)(122, 5)(128, 9)(153,24)(176, 3)(343, 5)
4	2	(171,21)(228,21)
5	3	(107, 9)(137, 7)(247,12)
7	1	(160, 6)
17	1	(145, 1)

Program terminated normally

JOB: HSS FDR Air Quality No-Build/70' Jets

RUN: FDR DRIVE BET E 67TH-75TH STS/70' JETS

General Information

Run start date: 1/ 1/ 1 Julian: 1
end date: 12/31/ 1 Julian: 365

A Tier 2 approach was used for input data preparation.

The MODE flag has been set to C for calculating CO averages.

Ambient background concentrations are included in the averages below.

Site & Meteorological Constants

VS = .0 CM/S VD = .0 CM/S Z0 = 175. CM ATIM = 60.

Met. Sfc. Sta. Id & Yr = 72503 2001
Upper Air Sta. Id & Yr = 94703 2001

CAUTION: The input years for the Run and Meteorological data differ. The respective values are: 1 and 2001.

Urban mixing heights were processed.

In 2001, Julian day 1 is a Monday.

The patterns from the input file have been assigned as follows:

Pattern # 1 is assigned to Monday.
Pattern # 1 is assigned to Tuesday.
Pattern # 1 is assigned to Wednesday.
Pattern # 1 is assigned to Thursday.
Pattern # 1 is assigned to Friday.
Pattern # 1 is assigned to Saturday.
Pattern # 1 is assigned to Sunday.

Link Data Constants - (Variable data in *.LNK file)

LINK DESCRIPTION	LINK COORDINATES (FT) X1	Y1	X2	Y2	LENGTH (FT)	BRG (DEG)	TYPE	H (FT)	W (FT)	NLANES
1. FDR N/B 67th-68th St*	-132.0	-225.0	15.0	-10.0	260.	34.	AG	.0	36.0	
2. FDR N/B 68th-71st St*	15.0	-10.0	438.0	608.0	749.	34.	AG	.0	36.0	
3. FDR N/B 71st-73rd St*	438.0	608.0	773.0	1098.0	594.	34.	AG	.0	36.0	
4. FDR N/B 73rd-75th St*	773.0	1098.0	1056.0	1625.0	598.	28.	AG	.0	36.0	
5. FDR S/B 75th-73rd St*	743.0	1118.0	1026.0	1645.0	598.	28.	AG	.0	36.0	
6. FDR S/B 73rd-71st St*	408.0	628.0	743.0	1118.0	594.	34.	AG	.0	36.0	

DATE : 7/21/ 8
TIME : 14:25:16

JOB: HSS FDR Air Quality No-Build/70' Jets

RUN: FDR DRIVE BET E 67TH-75TH STS/70' JETS

Link Data Constants - (Variable data in *.LNK file)

LINK DESCRIPTION	LINK COORDINATES (FT) X1	Y1	X2	Y2	LENGTH (FT)	BRG (DEG)	TYPE	H (FT)	W (FT)	NLANES
7. FDR S/B 71st-68th St*	-15.0	10.0	408.0	628.0	749.	34.	AG	.0	36.0	
8. FDR S/B 68th-67th St*	-162.0	-205.0	-15.0	10.0	260.	34.	AG	.0	36.0	
9. FDR Service Rd 73-71*	385.0	644.0	720.0	1134.0	594.	34.	AG	.0	32.0	
10. FDR Service Rd 68-71*	-38.0	26.0	385.0	644.0	749.	34.	AG	.0	32.0	
11. FDR N/B 70' Jet 71St*	438.0	608.0	478.0	665.0	70.	35.	AG	.0	32.0	
12. FDR S/B 70' Jet 68St*	-15.0	10.0	-55.0	-47.0	70.	215.	AG	.0	32.0	

Receptor Data

RECEPTOR	COORDINATES (FT) X	Y	Z
1. RECEPTOR 1	34.0	-23.0	6.0
2. RECEPTOR 2	48.0	-4.0	6.0
3. RECEPTOR 3	62.0	17.0	6.0
4. RECEPTOR 4	75.0	37.0	6.0
5. RECEPTOR 5	89.0	57.0	6.0
6. RECEPTOR 6	103.0	77.0	6.0
7. RECEPTOR 7	117.0	97.0	6.0
8. RECEPTOR 8	130.0	117.0	6.0
9. RECEPTOR 9	144.0	137.0	6.0
10. RECEPTOR 10	158.0	158.0	6.0
11. RECEPTOR 11	172.0	178.0	6.0
12. RECEPTOR 12	186.0	198.0	6.0
13. RECEPTOR 13	199.0	218.0	6.0
14. RECEPTOR 14	213.0	238.0	6.0
15. RECEPTOR 15	227.0	258.0	6.0
16. RECEPTOR 16	241.0	278.0	6.0
17. RECEPTOR 17	255.0	299.0	6.0
18. RECEPTOR 18	268.0	319.0	6.0
19. RECEPTOR 19	282.0	339.0	6.0
20. RECEPTOR 20	296.0	359.0	6.0
21. RECEPTOR 21	310.0	379.0	6.0
22. RECEPTOR 22	323.0	399.0	6.0
23. RECEPTOR 23	337.0	419.0	6.0
24. RECEPTOR 24	351.0	440.0	6.0
25. RECEPTOR 25	365.0	460.0	6.0
26. RECEPTOR 26	379.0	480.0	6.0
27. RECEPTOR 27	392.0	500.0	6.0
28. RECEPTOR 28	406.0	520.0	6.0

Receptor Data

RECEPTOR	COORDINATES (FT) X	Y	Z
29. RECEPTOR 29	420.0	540.0	6.0
30. RECEPTOR 30	434.0	561.0	6.0
31. RECEPTOR 31	447.0	581.0	6.0
32. RECEPTOR 32	461.0	601.0	6.0
33. RECEPTOR 33	475.0	621.0	6.0
34. RECEPTOR 34	489.0	641.0	6.0
35. RECEPTOR 35	503.0	661.0	6.0
36. RECEPTOR 36	516.0	681.0	6.0
37. RECEPTOR 37	530.0	702.0	6.0
38. RECEPTOR 38	544.0	722.0	6.0
39. RECEPTOR 39	558.0	742.0	6.0
40. RECEPTOR 40	571.0	762.0	6.0
41. RECEPTOR 41	585.0	782.0	6.0
42. RECEPTOR 42	599.0	802.0	6.0
43. RECEPTOR 43	613.0	822.0	6.0
44. RECEPTOR 44	627.0	843.0	6.0
45. RECEPTOR 45	640.0	863.0	6.0
46. RECEPTOR 46	654.0	883.0	6.0
47. RECEPTOR 47	668.0	903.0	6.0
48. RECEPTOR 48	682.0	923.0	6.0
49. RECEPTOR 49	696.0	943.0	6.0
50. RECEPTOR 50	709.0	964.0	6.0
51. RECEPTOR 51	723.0	984.0	6.0
52. RECEPTOR 52	737.0	1004.0	6.0
53. RECEPTOR 53	751.0	1024.0	6.0
54. RECEPTOR 54	764.0	1044.0	6.0
55. RECEPTOR 55	778.0	1064.0	6.0
56. RECEPTOR 56	792.0	1084.0	6.0
57. RECEPTOR 57	20.0	-44.0	6.0
58. RECEPTOR 58	6.0	-64.0	6.0
59. RECEPTOR 59	-7.0	-84.0	6.0
60. RECEPTOR 60	-21.0	-104.0	6.0

JOB: HSS FDR Air Quality No-Build/70' Jets

RUN: FDR DRIVE BET E 67TH-75TH STS/70' JETS

Model Results

Remarks : In search of the wind direction corresponding to the maximum concentration, only the first direction, of the directions with the same maximum concentrations, is indicated as the maximum.

* MAXIMUM HOURLY CONCENTRATIONS WITH ANY AMBIENT BACKGROUND CONCENTRATIONS (BKG) ADDED
* (PPM)

	REC1	REC2	REC3	REC4	REC5	REC6	REC7	REC8	REC9	REC10
MAX+BKG	2.3	2.3	2.3	2.2	2.2	2.2	2.2	2.2	2.2	2.1
- BKG	.0	.0	.0	.0	.0	.0	.0	.0	.0	.0
MAX	2.3	2.3	2.3	2.2	2.2	2.2	2.2	2.2	2.2	2.1
WIND DIR	24	262	262	24	24	24	24	24	24	24
JULIAN	44	23	23	44	44	44	44	44	44	44
HOUR	19	17	17	19	19	19	19	19	19	19

	REC11	REC12	REC13	REC14	REC15	REC16	REC17	REC18	REC19	REC20
MAX+BKG	2.1	2.0	2.2	2.2	2.2	2.3	2.2	2.2	2.3	2.2
- BKG	.0	.0	.0	.0	.0	.0	.0	.0	.0	.0
MAX	2.1	2.0	2.2	2.2	2.2	2.3	2.2	2.2	2.3	2.2
WIND DIR	24	24	30	24	30	30	24	24	24	24
JULIAN	44	44	347	44	347	347	44	44	44	44
HOUR	19	19	8	19	8	8	19	19	19	19

	REC21	REC22	REC23	REC24	REC25	REC26	REC27	REC28	REC29	REC30
MAX+BKG	2.2	2.3	2.4	2.4	2.3	2.5	2.5	2.6	2.5	2.8
- BKG	.0	.0	.0	.0	.0	.0	.0	.0	.0	.0
MAX	2.2	2.3	2.4	2.4	2.3	2.5	2.5	2.6	2.5	2.8
WIND DIR	24	24	24	24	24	24	24	24	24	24
JULIAN	44	44	44	44	44	44	44	44	44	44
HOUR	19	19	19	19	19	19	19	19	19	19

	REC31	REC32	REC33	REC34	REC35	REC36	REC37	REC38	REC39	REC40
MAX+BKG	3.0	3.2	3.2	3.3	3.0	2.8	2.6	2.3	2.1	2.1
- BKG	.0	.0	.0	.0	.0	.0	.0	.0	.0	.0
MAX	3.0	3.2	3.2	3.3	3.0	2.8	2.6	2.3	2.1	2.1
WIND DIR	24	330	311	262	239	226	226	226	226	226
JULIAN	44	338	105	23	261	319	319	319	319	319
HOUR	19	11	10	17	20	9	9	9	9	9

JOB: HSS FDR Air Quality No-Build/70' Jets

RUN: FDR DRIVE BET E 67TH-75TH STS/70' JETS

* MAXIMUM HOURLY CONCENTRATIONS WITH ANY AMBIENT BACKGROUND CONCENTRATIONS (BKG) ADDED
(PPM)

	REC41	REC42	REC43	REC44	REC45	REC46	REC47	REC48	REC49	REC50
MAX+BKG	2.0	1.9	1.9	1.8	1.8	1.9	2.0	1.9	1.9	1.9
- BKG	.0	.0	.0	.0	.0	.0	.0	.0	.0	.0
MAX	2.0	1.9	1.9	1.8	1.8	1.9	2.0	1.9	1.9	1.9
WIND DIR	226	226	226	226	226	226	226	226	226	226
JULIAN	319	319	319	319	319	319	319	319	319	319
HOUR	9	9	9	9	9	9	9	9	9	9

	REC51	REC52	REC53	REC54	REC55	REC56	REC57	REC58	REC59	REC60
MAX+BKG	1.8	1.7	1.7	1.8	1.8	1.8	2.2	2.2	2.1	2.1
- BKG	.0	.0	.0	.0	.0	.0	.0	.0	.0	.0
MAX	1.8	1.7	1.7	1.8	1.8	1.8	2.2	2.2	2.1	2.1
WIND DIR	226	224	226	226	226	226	302	330	334	24
JULIAN	319	264	319	319	319	319	348	338	33	44
HOUR	9	10	9	9	9	9	8	11	18	19

THE HIGHEST CONCENTRATION OF 3.30 PPM OCCURRED AT RECEPTOR REC34.

JOB: HSS FDR Air Quality No-Build/70' Jets

RUN: FDR DRIVE BET E 67TH-75TH STS/70' JETS

==========
Output Section
==========

NOTES PERTAINING TO THE REPORT

1. THE HIGHEST AVERAGE IN EACH OF THE FIRST TWO COLUMNS OF EACH TABLE BELOW ARE SUFFIXED BY AN ASTERISK (*). FOR PM OUTPUT, THERE IS ONLY ONE COLUMN AND ASTERISK FOR THE ANNUAL AVERAGE/PERIOD OF CONCERN TABLE.

2. THE NUMBERS IN PARENTHESES ARE THE JULIAN DAY AND ENDING HOUR FOR THE PRECEDING AVERAGE.

3. THE NUMBER OF CALM HOURS USED IN PRODUCING EACH AVERAGE ARE PREFIXED BY A C.

PRIMARY AVERAGES.

MAXIMUM 8-HOUR RUNNING NONOVERLAPPING AVERAGE CONCENTRATIONS
IN PARTS PER MILLION (PPM),
INCLUDING AMBIENT BACKGROUND CONCENTRATIONS.

Receptor Number	Highest Conc	Highest Ending Day Hr	Highest Calm	Second highest Conc	Second highest Ending Day Hr	Second highest Calm
1	1.65	(23,20)	C 2	1.54	(338,13)	C 1
2	1.77	(23,20)	C 2	1.46	(338,13)	C 1
3	1.80	(23,20)	C 2	1.31	(338,13)	C 1
4	1.65	(23,20)	C 2	1.29	(274,24)	C 0
5	1.57	(23,20)	C 2	1.26	(338,13)	C 1
6	1.53	(23,20)	C 2	1.24	(338,13)	C 1
7	1.48	(23,20)	C 2	1.23	(338,13)	C 1
8	1.52	(23,20)	C 2	1.23	(338,13)	C 1
9	1.52	(23,20)	C 2	1.23	(338,13)	C 1
10	1.52	(23,20)	C 2	1.23	(338,13)	C 1
11	1.45	(23,20)	C 2	1.23	(338,13)	C 1
12	1.45	(23,20)	C 2	1.23	(338,13)	C 1
13	1.47	(23,20)	C 2	1.24	(338,13)	C 1
14	1.45	(23,20)	C 2	1.23	(338,13)	C 1
15	1.45	(23,20)	C 2	1.23	(338,13)	C 1
16	1.45	(23,20)	C 2	1.21	(338,13)	C 1
17	1.47	(23,20)	C 2	1.21	(338,13)	C 1
18	1.50	(23,20)	C 2	1.24	(338,13)	C 1
19	1.48	(23,20)	C 2	1.21	(338,13)	C 1
20	1.48	(23,20)	C 2	1.21	(338,13)	C 1
21	1.48	(23,20)	C 2	1.21	(338,13)	C 1
22	1.48	(23,20)	C 2	1.21	(338,13)	C 1
23	1.48	(23,20)	C 2	1.21	(338,13)	C 1
24	1.50	(23,20)	C 2	1.21	(338,13)	C 1

JOB: HSS FDR Air Quality No-Build/70' Jets RUN: FDR DRIVE BET E 67TH-75TH STS/70' JETS

MAXIMUM 8-HOUR RUNNING NONOVERLAPPING AVERAGE CONCENTRATIONS
IN PARTS PER MILLION (PPM),
INCLUDING AMBIENT BACKGROUND CONCENTRATIONS.

Receptor Number	Highest Conc	Highest Ending Day Hr	Highest Calm	Second highest Conc	Second highest Ending Day Hr	Second highest Calm
25	1.48	(23,20)	C 2	1.20	(338,13)	C 1
26	1.48	(23,20)	C 2	1.21	(338,13)	C 1
27	1.50	(23,20)	C 2	1.24	(338,13)	C 1
28	1.48	(23,20)	C 2	1.21	(338,13)	C 1
29	1.45	(23,20)	C 2	1.20	(258,23)	C 0
30	1.48	(23,20)	C 2	1.26	(338,13)	C 1
31	1.48	(23,20)	C 2	1.40	(235,24)	C 0
32	1.91	(338,13)	C 1	1.75	(23,20)	C 2
33	2.37	(23,20)	C 2	2.20*	(338,13)	C 1
34	2.62*	(23,20)	C 2	2.09	(338,13)	C 1
35	2.17	(23,20)	C 2	1.80	(274,24)	C 0
36	1.67	(23,20)	C 2	1.44	(274,24)	C 0
37	1.42	(23,20)	C 2	1.23	(274,24)	C 0
38	1.32	(23,20)	C 2	1.14	(274,24)	C 0
39	1.25	(23,20)	C 2	1.10	(7,23)	C 0
40	1.30	(23,20)	C 2	1.10	(274,24)	C 0
41	1.28	(23,20)	C 2	1.07	(274,24)	C 0
42	1.27	(23,20)	C 2	1.07	(274,24)	C 0
43	1.23	(23,20)	C 2	1.02	(274,24)	C 0
44	1.22	(23,20)	C 2	1.04	(274,24)	C 0
45	1.23	(23,20)	C 2	1.04	(274,24)	C 0
46	1.22	(23,20)	C 2	1.01	(274,24)	C 0
47	1.20	(23,20)	C 2	1.00	(274,24)	C 0
48	1.20	(23,20)	C 2	.99	(274,24)	C 0
49	1.20	(23,20)	C 2	.97	(274,24)	C 0
50	1.23	(23,20)	C 2	1.01	(338,13)	C 1
51	1.22	(23,20)	C 2	1.01	(338,13)	C 1
52	1.22	(23,20)	C 2	1.03	(338,13)	C 1
53	1.22	(23,20)	C 2	1.00	(274,24)	C 0
54	1.25	(23,20)	C 2	1.00	(338,13)	C 1
55	1.22	(23,20)	C 2	1.00	(338,13)	C 1
56	1.18	(23,20)	C 2	.99	(274,24)	C 0
57	1.61	(338,13)	C 1	1.43	(23,20)	C 2
58	1.47	(338,13)	C 1	1.27	(23,20)	C 2
59	1.27	(338,13)	C 1	1.19	(331,13)	C 0
60	1.13	(338,13)	C 1	1.12	(23,20)	C 2

FIVE HIGHEST 1-HOUR END-TO-END AVERAGE CONCENTRATIONS IN PARTS PER MILLION
INCLUDING AMBIENT BACKGROUND CONCENTRATIONS.

Rcptr No.	Highest Conc	Highest Ending Day Hr	Highest Calm	Second Highest Conc	Second Highest Ending Day Hr	Second Highest Calm	Third Highest Conc	Third Highest Ending Day Hr	Third Highest Calm	Fourth Highest Conc	Fourth Highest Ending Day Hr	Fourth Highest Calm	Fifth Highest Conc	Fifth Highest Ending Day Hr	Fifth Highest Calm
1	2.30	(44,19)	C 0	2.20	(23,17)	C 0	2.20	(228, 8)	C 0	2.10	(44,20)	C 0	2.10	(221, 7)	C 0

JOB: HSS FDR Air Quality No-Build/70' Jets

RUN: FDR DRIVE BET E 67TH-75TH STS/70' JETS

FIVE HIGHEST 1-HOUR END-TO-END AVERAGE CONCENTRATIONS IN PARTS PER MILLION
INCLUDING AMBIENT BACKGROUND CONCENTRATIONS.

Rcptr	Highest			Second Highest			Third Highest			Fourth Highest			Fifth Highest		
No.	Conc	Ending Day Hr	Calm	Conc	Ending Day Hr	Calm	Conc	Ending Day Hr	Calm	Conc	Ending Day Hr	Calm	Conc	Ending Day Hr	Calm
2	2.30	(23,17)	C 0	2.20	(44,19)	C 0	2.20	(338, 7)	C 0	2.10	(221, 7)	C 0	2.00	(7,21)	C 0
3	2.30	(23,17)	C 0	2.20	(44,19)	C 0	2.00	(23,16)	C 0	2.00	(44,20)	C 0	2.00	(221, 7)	C 0
4	2.20	(44,19)	C 0	2.20	(261,20)	C 0	2.10	(44,20)	C 0	2.00	(347, 8)	C 0	1.90	(23,16)	C 0
5	2.20	(44,19)	C 0	2.10	(261,20)	C 0	2.10	(347, 8)	C 0	2.00	(96,21)	C 0	2.00	(44,20)	C 0
6	2.20	(44,19)	C 0	2.10	(347, 8)	C 0	2.00	(44,20)	C 0	2.00	(261,20)	C 0	1.90	(96,21)	C 0
7	2.20	(44,19)	C 0	2.10	(347, 8)	C 0	2.00	(44,20)	C 0	2.00	(261,20)	C 0	1.90	(319, 9)	C 0
8	2.20	(44,19)	C 0	2.10	(347, 8)	C 0	2.00	(44,20)	C 0	2.00	(261,20)	C 0	1.90	(319, 9)	C 0
9	2.20	(44,19)	C 0	2.10	(347, 8)	C 0	2.00	(319, 9)	C 0	2.00	(44,20)	C 0	1.90	(293,21)	C 0
10	2.10	(44,19)	C 0	2.10	(347, 8)	C 0	2.00	(44,20)	C 0	1.90	(261,20)	C 0	1.90	(319, 9)	C 0
11	2.10	(44,19)	C 0	2.10	(347, 8)	C 0	1.90	(319, 9)	C 0	1.90	(115,20)	C 0	1.90	(261,20)	C 0
12	2.00	(44,19)	C 0	2.00	(319, 9)	C 0	2.00	(347, 8)	C 0	1.90	(261,20)	C 0	1.90	(44,20)	C 0
13	2.20	(347, 8)	C 0	2.10	(44,19)	C 0	1.90	(115,20)	C 0	1.90	(261,20)	C 0	1.90	(319, 9)	C 0
14	2.20	(44,19)	C 0	2.10	(347, 8)	C 0	2.00	(44,20)	C 0	1.90	(319, 9)	C 0	1.80	(115,20)	C 0
15	2.20	(347, 8)	C 0	2.20	(44,19)	C 0	2.00	(44,20)	C 0	1.90	(319, 9)	C 0	1.80	(90,18)	C 0
16	2.30	(347, 8)	C 0	2.20	(44,19)	C 0	2.00	(44,20)	C 0	2.00	(319, 9)	C 0	1.90	(115,20)	C 0
17	2.20	(44,19)	C 0	2.20	(347, 8)	C 0	2.10	(319, 9)	C 0	2.00	(44,20)	C 0	2.00	(115,20)	C 0
18	2.20	(44,19)	C 0	2.20	(44,20)	C 0	2.20	(347, 8)	C 0	2.10	(115,20)	C 0	2.10	(319, 9)	C 0
19	2.30	(44,19)	C 0	2.10	(44,20)	C 0	2.10	(347, 8)	C 0	2.10	(319, 9)	C 0	2.00	(115,20)	C 0
20	2.20	(44,19)	C 0	2.10	(44,20)	C 0	2.10	(347, 8)	C 0	2.10	(319, 9)	C 0	1.90	(115,20)	C 0
21	2.20	(44,19)	C 0	2.10	(44,20)	C 0	2.00	(319, 9)	C 0	1.90	(115,20)	C 0	1.90	(347, 8)	C 0
22	2.30	(44,19)	C 0	2.20	(347, 8)	C 0	2.10	(44,20)	C 0	1.90	(115,20)	C 0	1.90	(261,20)	C 0
23	2.40	(44,19)	C 0	2.20	(347, 8)	C 0	2.00	(44,20)	C 0	2.00	(115,20)	C 0	2.00	(319, 9)	C 0
24	2.40	(44,19)	C 0	2.20	(44,20)	C 0	2.20	(347, 8)	C 0	2.10	(319, 9)	C 0	1.90	(115,20)	C 0
25	2.30	(44,19)	C 0	2.30	(44,20)	C 0	2.10	(347, 8)	C 0	2.00	(319, 9)	C 0	1.90	(115,20)	C 0
26	2.50	(44,19)	C 0	2.30	(44,20)	C 0	2.10	(347, 8)	C 0	2.00	(115,20)	C 0	1.90	(90,18)	C 0
27	2.50	(44,19)	C 0	2.40	(347, 8)	C 0	2.20	(44,20)	C 0	2.00	(330,18)	C 0	2.00	(90,18)	C 0
28	2.60	(44,19)	C 0	2.30	(44,20)	C 0	2.20	(347, 8)	C 0	2.00	(115,20)	C 0	2.00	(319, 9)	C 0
29	2.50	(44,19)	C 0	2.40	(44,20)	C 0	2.30	(347, 8)	C 0	2.00	(90,18)	C 0	2.00	(115,20)	C 0
30	2.80	(44,19)	C 0	2.60	(44,20)	C 0	2.40	(347, 8)	C 0	2.20	(90,18)	C 0	2.10	(115,20)	C 0
31	3.00	(44,19)	C 0	2.60	(44,20)	C 0	2.60	(90,18)	C 0	2.50	(313,24)	C 0	2.50	(347, 8)	C 0
32	3.20	(338,11)	C 0	3.00	(343,19)	C 0	2.90	(24,16)	C 0	2.80	(33,18)	C 0	2.80	(44,19)	C 0
33	3.20	(105,10)	C 0	3.10*	(338,11)	C 0	2.90	(23,14)	C 0	2.90	(23,17)	C 0	2.80	(197, 8)	C 0
34	3.30*	(23,17)	C 0	3.00	(23,16)	C 0	3.00	(221, 7)	C 0	3.00	(261,20)	C 0	2.90	(96,21)	C 0
35	3.00	(261,20)	C 0	2.90	(319, 9)	C 0	2.80	(96,21)	C 0	2.80	(258,22)	C 0	2.80	(293,21)	C 0
36	2.80	(319, 9)	C 0	2.50	(261,20)	C 0	2.40	(264,10)	C 0	2.30	(274,23)	C 0	2.30	(293,21)	C 0
37	2.60	(319, 9)	C 0	2.20	(261,20)	C 0	2.20	(264,10)	C 0	2.00	(293,21)	C 0	1.90	(96,21)	C 0
38	2.30	(319, 9)	C 0	1.90	(44,19)	C 0	1.90	(264,10)	C 0	1.80	(261,20)	C 0	1.80	(293,21)	C 0
39	2.10	(319, 9)	C 0	1.90	(264,10)	C 0	1.80	(259,23)	C 0	1.70	(44,19)	C 0	1.70	(261,20)	C 0
40	2.10	(319, 9)	C 0	1.90	(264,10)	C 0	1.80	(44,19)	C 0	1.70	(23,16)	C 0	1.70	(261,20)	C 0
41	2.00	(319, 9)	C 0	1.70	(44,19)	C 0	1.70	(264,10)	C 0	1.60	(44,20)	C 0	1.60	(347, 8)	C 0
42	1.90	(319, 9)	C 0	1.70	(44,19)	C 0	1.70	(261,20)	C 0	1.60	(44,20)	C 0	1.60	(264,10)	C 0

JOB: HSS FDR Air Quality No-Build/70' Jets

RUN: FDR DRIVE BET E 67TH-75TH STS/70' JETS

FIVE HIGHEST 1-HOUR END-TO-END AVERAGE CONCENTRATIONS IN PARTS PER MILLION
INCLUDING AMBIENT BACKGROUND CONCENTRATIONS.

Rcptr	Highest			Second Highest			Third Highest			Fourth Highest			Fifth Highest		
No.	Conc	Ending Day Hr	Calm	Conc	Ending Day Hr	Calm	Conc	Ending Day Hr	Calm	Conc	Ending Day Hr	Calm	Conc	Ending Day Hr	Calm
43	1.90	(319, 9)	C 0	1.80	(264,10)	C 0	1.70	(44,19)	C 0	1.70	(261,20)	C 0	1.60	(44,20)	C 0
44	1.80	(319, 9)	C 0	1.70	(44,19)	C 0	1.70	(264,10)	C 0	1.60	(293,21)	C 0	1.50	(44,20)	C 0
45	1.80	(319, 9)	C 0	1.80	(44,19)	C 0	1.60	(347, 8)	C 0	1.60	(261,20)	C 0	1.60	(264,10)	C 0
46	1.90	(319, 9)	C 0	1.70	(44,19)	C 0	1.60	(44,20)	C 0	1.60	(347, 8)	C 0	1.60	(261,20)	C 0
47	2.00	(319, 9)	C 0	1.70	(44,19)	C 0	1.60	(44,20)	C 0	1.60	(347, 8)	C 0	1.60	(261,20)	C 0
48	1.90	(319, 9)	C 0	1.70	(44,19)	C 0	1.60	(44,20)	C 0	1.50	(264,10)	C 0	1.50	(90,18)	C 0
49	1.90	(319, 9)	C 0	1.70	(44,19)	C 0	1.60	(264,10)	C 0	1.50	(90,18)	C 0	1.50	(293,21)	C 0
50	1.90	(319, 9)	C 0	1.70	(44,19)	C 0	1.70	(264,10)	C 0	1.60	(261,20)	C 0	1.50	(44,20)	C 0
51	1.80	(319, 9)	C 0	1.70	(264,10)	C 0	1.60	(44,19)	C 0	1.60	(44,20)	C 0	1.60	(261,20)	C 0
52	1.70	(264,10)	C 0	1.70	(319, 9)	C 0	1.60	(44,19)	C 0	1.60	(261,20)	C 0	1.50	(338,11)	C 0
53	1.70	(319, 9)	C 0	1.60	(44,19)	C 0	1.60	(261,20)	C 0	1.50	(44,20)	C 0	1.50	(90,18)	C 0
54	1.80	(319, 9)	C 0	1.60	(44,19)	C 0	1.60	(261,20)	C 0	1.60	(264,10)	C 0	1.50	(44,20)	C 0
55	1.80	(319, 9)	C 0	1.60	(261,20)	C 0	1.60	(264,10)	C 0	1.50	(44,19)	C 0	1.50	(90,18)	C 0
56	1.80	(319, 9)	C 0	1.60	(261,20)	C 0	1.60	(264,10)	C 0	1.40	(331,15)	C 0	1.40	(23,17)	C 0
57	2.20	(348, 8)	C 0	2.20	(357, 8)	C 0	2.10	(44,19)	C 0	2.10	(129,23)	C 0	2.10	(338,11)	C 0
58	2.20	(338,11)	C 0	2.20	(341, 8)	C 0	2.10	(44,19)	C 0	2.10	(348, 8)	C 0	2.00	(33,18)	C 0
59	2.10	(33,18)	C 0	2.10	(338,11)	C 0	2.00	(7, 7)	C 0	2.00	(24,16)	C 0	2.00	(39, 7)	C 0
60	2.10	(44,19)	C 0	2.00	(313,24)	C 0	2.00	(347, 8)	C 0	1.90	(44,20)	C 0	1.90	(343,19)	C 0

MAXIMUM 8-HOUR AVERAGED LINK CONTRIBUTIONS
IN PARTS PER MILLION (PPM)
INCLUDING AMBIENT BACKGROUND CONCENTRATIONS.

Rcptr No.	Total Conc	Ending Day Hr	Ambient Backgnd	Total Link	Link +1	Link +2	Link +3	Link +4	Link +5	Link +6	Link +7	Link +8	Link +9	Link +10
1	1.65	(23,20)	.00	1.65	.65	.10	.00	.00	.00	.00	.05	.38	.00	.00
			Links	10+	.00	.47	.00	.00	.00	.00	.00	.00	.00	.00
2	1.77	(23,20)	.00	1.77	.37	.47	.00	.00	.00	.00	.10	.35	.00	.00
			Links	10+	.00	.48	.00	.00	.00	.00	.00	.00	.00	.00
3	1.80	(23,20)	.00	1.80	.17	.73	.00	.00	.00	.00	.22	.27	.00	.00
			Links	10+	.00	.42	.00	.00	.00	.00	.00	.00	.00	.00
4	1.65	(23,20)	.00	1.65	.10	.82	.00	.00	.00	.00	.28	.18	.00	.00
			Links	10+	.00	.27	.00	.00	.00	.00	.00	.00	.00	.00
5	1.57	(23,20)	.00	1.57	.05	.85	.00	.00	.00	.00	.38	.12	.00	.00
			Links	10+	.00	.17	.00	.00	.00	.00	.00	.00	.00	.00
6	1.53	(23,20)	.00	1.53	.05	.87	.00	.00	.00	.00	.42	.08	.00	.00
			Links	10+	.00	.12	.00	.00	.00	.00	.00	.00	.00	.00
7	1.48	(23,20)	.00	1.48	.03	.88	.00	.00	.00	.00	.43	.05	.00	.00
			Links	10+	.00	.08	.00	.00	.00	.00	.00	.00	.00	.00

JOB: HSS FDR Air Quality No-Build/70' Jets

RUN: FDR DRIVE BET E 67TH-75TH STS/70' JETS

LINK CONTRIBUTION TABLES

MAXIMUM 8-HOUR AVERAGED LINK CONTRIBUTIONS
IN PARTS PER MILLION (PPM)
INCLUDING AMBIENT BACKGROUND CONCENTRATIONS.

Rcptr No.	Total Conc	Ending Day Hr	Ambient Backgnd	Total Link	Link +1	Link +2	Link +3	Link +4	Link +5	Link +6	Link +7	Link +8	Link +9	Link +10
8	1.52	(23,20)	.00	1.52	.02	.92	.00	.00	.00	.00	.47	.05	.00	.02
			Links	10+	.00	.05	.00	.00	.00	.00	.00	.00	.00	.00
9	1.52	(23,20)	.00	1.52	.00	.92	.00	.00	.00	.00	.48	.05	.00	.02
			Links	10+	.00	.05	.00	.00	.00	.00	.00	.00	.00	.00
10	1.52	(23,20)	.00	1.52	.00	.93	.00	.00	.00	.00	.48	.03	.00	.02
			Links	10+	.00	.05	.00	.00	.00	.00	.00	.00	.00	.00
11	1.45	(23,20)	.00	1.45	.00	.93	.00	.00	.00	.00	.50	.00	.00	.02
			Links	10+	.00	.00	.00	.00	.00	.00	.00	.00	.00	.00
12	1.45	(23,20)	.00	1.45	.00	.93	.00	.00	.00	.00	.50	.00	.00	.02
			Links	10+	.00	.00	.00	.00	.00	.00	.00	.00	.00	.00
13	1.47	(23,20)	.00	1.47	.00	.95	.00	.00	.00	.00	.50	.00	.00	.02
			Links	10+	.00	.00	.00	.00	.00	.00	.00	.00	.00	.00
14	1.45	(23,20)	.00	1.45	.00	.93	.00	.00	.00	.00	.50	.00	.00	.02
			Links	10+	.00	.00	.00	.00	.00	.00	.00	.00	.00	.00
15	1.45	(23,20)	.00	1.45	.00	.93	.00	.00	.00	.00	.50	.00	.00	.02
			Links	10+	.00	.00	.00	.00	.00	.00	.00	.00	.00	.00
16	1.45	(23,20)	.00	1.45	.00	.93	.00	.00	.00	.00	.50	.00	.00	.02
			Links	10+	.00	.00	.00	.00	.00	.00	.00	.00	.00	.00
17	1.47	(23,20)	.00	1.47	.00	.93	.00	.00	.00	.00	.52	.00	.00	.02
			Links	10+	.00	.00	.00	.00	.00	.00	.00	.00	.00	.00
18	1.50	(23,20)	.00	1.50	.00	.95	.00	.00	.00	.00	.53	.00	.00	.02
			Links	10+	.00	.00	.00	.00	.00	.00	.00	.00	.00	.00
19	1.48	(23,20)	.00	1.48	.00	.93	.00	.00	.00	.00	.53	.00	.00	.02
			Links	10+	.00	.00	.00	.00	.00	.00	.00	.00	.00	.00
20	1.48	(23,20)	.00	1.48	.00	.93	.00	.00	.00	.00	.53	.00	.00	.02
			Links	10+	.00	.00	.00	.00	.00	.00	.00	.00	.00	.00
21	1.48	(23,20)	.00	1.48	.00	.93	.00	.00	.00	.00	.53	.00	.00	.02
			Links	10+	.00	.00	.00	.00	.00	.00	.00	.00	.00	.00
22	1.48	(23,20)	.00	1.48	.00	.93	.00	.00	.00	.00	.53	.00	.00	.02
			Links	10+	.00	.00	.00	.00	.00	.00	.00	.00	.00	.00
23	1.48	(23,20)	.00	1.48	.00	.93	.00	.00	.00	.00	.53	.00	.00	.02
			Links	10+	.00	.00	.00	.00	.00	.00	.00	.00	.00	.00
24	1.50	(23,20)	.00	1.50	.00	.95	.00	.00	.00	.00	.53	.00	.00	.02
			Links	10+	.00	.00	.00	.00	.00	.00	.00	.00	.00	.00
25	1.48	(23,20)	.00	1.48	.00	.93	.00	.00	.00	.00	.53	.00	.00	.02
			Links	10+	.00	.00	.00	.00	.00	.00	.00	.00	.00	.00
26	1.48	(23,20)	.00	1.48	.00	.93	.00	.00	.00	.00	.53	.00	.00	.02
			Links	10+	.00	.00	.00	.00	.00	.00	.00	.00	.00	.00

JOB: HSS FDR Air Quality No-Build/70' Jets

RUN: FDR DRIVE BET E 67TH-75TH STS/70' JETS

LINK CONTRIBUTION TABLES

MAXIMUM 8-HOUR AVERAGED LINK CONTRIBUTIONS
IN PARTS PER MILLION (PPM)
INCLUDING AMBIENT BACKGROUND CONCENTRATIONS.

Rcptr No.	Total Conc	Ending Day Hr	Ambient Backgnd	Total Link	Link +1	Link +2	Link +3	Link +4	Link +5	Link +6	Link +7	Link +8	Link +9	Link +10
27	1.50	(23,20)	.00	1.50	.00	.95	.00	.00	.00	.00	.53	.00	.00	.02
				Links 10+	.00	.00	.00	.00	.00	.00	.00	.00	.00	.00
28	1.48	(23,20)	.00	1.48	.00	.95	.00	.00	.00	.00	.53	.00	.00	.00
				Links 10+	.00	.00	.00	.00	.00	.00	.00	.00	.00	.00
29	1.45	(23,20)	.00	1.45	.00	.93	.00	.00	.00	.00	.52	.00	.00	.00
				Links 10+	.00	.00	.00	.00	.00	.00	.00	.00	.00	.00
30	1.48	(23,20)	.00	1.48	.00	.95	.00	.00	.00	.02	.52	.00	.00	.00
				Links 10+	.00	.00	.00	.00	.00	.00	.00	.00	.00	.00
31	1.48	(23,20)	.00	1.48	.00	.92	.02	.00	.00	.02	.50	.00	.00	.00
				Links 10+	.03	.00	.00	.00	.00	.00	.00	.00	.00	.00
32	1.91	(338,13)	.00	1.91	.00	.29	.36	.00	.00	.19	.24	.00	.01	.00
				Links 10+	.83	.00	.00	.00	.00	.00	.00	.00	.00	.00
33	2.37	(23,20)	.00	2.37	.00	.35	.45	.00	.00	.08	.42	.00	.00	.00
				Links 10+	1.07	.00	.00	.00	.00	.00	.00	.00	.00	.00
34	2.62	(23,20)	.00	2.62	.00	.18	.62	.00	.00	.20	.28	.00	.00	.00
				Links 10+	1.33	.00	.00	.00	.00	.00	.00	.00	.00	.00
35	2.17	(23,20)	.00	2.17	.00	.12	.63	.00	.00	.23	.18	.00	.02	.00
				Links 10+	.98	.00	.00	.00	.00	.00	.00	.00	.00	.00
36	1.67	(23,20)	.00	1.67	.00	.07	.68	.00	.00	.30	.13	.00	.03	.00
				Links 10+	.45	.00	.00	.00	.00	.00	.00	.00	.00	.00
37	1.42	(23,20)	.00	1.42	.00	.05	.70	.00	.00	.32	.10	.00	.03	.00
				Links 10+	.22	.00	.00	.00	.00	.00	.00	.00	.00	.00
38	1.32	(23,20)	.00	1.32	.00	.05	.70	.00	.00	.35	.05	.00	.05	.00
				Links 10+	.12	.00	.00	.00	.00	.00	.00	.00	.00	.00
39	1.25	(23,20)	.00	1.25	.00	.03	.70	.00	.00	.37	.05	.00	.05	.00
				Links 10+	.05	.00	.00	.00	.00	.00	.00	.00	.00	.00
40	1.30	(23,20)	.00	1.30	.00	.03	.73	.00	.00	.37	.05	.00	.07	.00
				Links 10+	.05	.00	.00	.00	.00	.00	.00	.00	.00	.00
41	1.28	(23,20)	.00	1.28	.00	.02	.72	.00	.00	.37	.05	.00	.08	.00
				Links 10+	.05	.00	.00	.00	.00	.00	.00	.00	.00	.00
42	1.27	(23,20)	.00	1.27	.00	.02	.72	.00	.00	.38	.05	.00	.08	.00
				Links 10+	.02	.00	.00	.00	.00	.00	.00	.00	.00	.00
43	1.23	(23,20)	.00	1.23	.00	.02	.72	.00	.00	.40	.02	.00	.08	.00
				Links 10+	.00	.00	.00	.00	.00	.00	.00	.00	.00	.00
44	1.22	(23,20)	.00	1.22	.00	.00	.72	.00	.00	.40	.02	.00	.08	.00
				Links 10+	.00	.00	.00	.00	.00	.00	.00	.00	.00	.00
45	1.23	(23,20)	.00	1.23	.00	.00	.73	.00	.00	.40	.02	.00	.08	.00
				Links 10+	.00	.00	.00	.00	.00	.00	.00	.00	.00	.00

JOB: HSS FDR Air Quality No-Build/70' Jets

RUN: FDR DRIVE BET E 67TH-75TH STS/70' JETS

LINK CONTRIBUTION TABLES

MAXIMUM 8-HOUR AVERAGED LINK CONTRIBUTIONS
IN PARTS PER MILLION (PPM)
INCLUDING AMBIENT BACKGROUND CONCENTRATIONS.

Rcptr No.	Total Conc	Ending Day Hr	Ambient Backgnd	Total Link	Link +1	Link +2	Link +3	Link +4	Link +5	Link +6	Link +7	Link +8	Link +9	Link +10
46	1.22	(23,20)	.00	1.22	.00	.00	.72	.00	.00	.40	.02	.00	.08	.00
				Links 10+	.00	.00	.00	.00	.00	.00	.00	.00	.00	.00
47	1.20	(23,20)	.00	1.20	.00	.00	.72	.00	.00	.40	.00	.00	.08	.00
				Links 10+	.00	.00	.00	.00	.00	.00	.00	.00	.00	.00
48	1.20	(23,20)	.00	1.20	.00	.00	.72	.00	.00	.40	.00	.00	.08	.00
				Links 10+	.00	.00	.00	.00	.00	.00	.00	.00	.00	.00
49	1.20	(23,20)	.00	1.20	.00	.00	.72	.00	.00	.40	.00	.00	.08	.00
				Links 10+	.00	.00	.00	.00	.00	.00	.00	.00	.00	.00
50	1.23	(23,20)	.00	1.23	.00	.00	.75	.00	.00	.40	.00	.00	.08	.00
				Links 10+	.00	.00	.00	.00	.00	.00	.00	.00	.00	.00
51	1.22	(23,20)	.00	1.22	.00	.00	.73	.00	.00	.40	.00	.00	.08	.00
				Links 10+	.00	.00	.00	.00	.00	.00	.00	.00	.00	.00
52	1.22	(23,20)	.00	1.22	.00	.00	.73	.00	.00	.40	.00	.00	.08	.00
				Links 10+	.00	.00	.00	.00	.00	.00	.00	.00	.00	.00
53	1.22	(23,20)	.00	1.22	.00	.00	.73	.00	.00	.40	.00	.00	.08	.00
				Links 10+	.00	.00	.00	.00	.00	.00	.00	.00	.00	.00
54	1.25	(23,20)	.00	1.25	.00	.00	.75	.00	.02	.40	.00	.00	.08	.00
				Links 10+	.00	.00	.00	.00	.00	.00	.00	.00	.00	.00
55	1.22	(23,20)	.00	1.22	.00	.00	.73	.02	.02	.38	.00	.00	.07	.00
				Links 10+	.00	.00	.00	.00	.00	.00	.00	.00	.00	.00
56	1.18	(23,20)	.00	1.18	.00	.00	.67	.05	.03	.37	.00	.00	.07	.00
				Links 10+	.00	.00	.00	.00	.00	.00	.00	.00	.00	.00
57	1.61	(338,13)	.00	1.61	.50	.09	.00	.00	.00	.00	.10	.34	.00	.00
				Links 10+	.00	.59	.00	.00	.00	.00	.00	.00	.00	.00
58	1.47	(338,13)	.00	1.47	.53	.04	.00	.00	.00	.00	.06	.39	.00	.00
				Links 10+	.00	.46	.00	.00	.00	.00	.00	.00	.00	.00
59	1.27	(338,13)	.00	1.27	.53	.01	.00	.00	.00	.00	.04	.41	.00	.00
				Links 10+	.00	.27	.00	.00	.00	.00	.00	.00	.00	.00
60	1.13	(338,13)	.00	1.13	.54	.01	.00	.00	.00	.00	.03	.41	.00	.00
				Links 10+	.00	.13	.00	.00	.00	.00	.00	.00	.00	.00

JOB: HSS FDR Air Quality No-Build/70' Jets

RUN: FDR DRIVE BET E 67TH-75TH STS/70' JETS

LINK CONTRIBUTION TABLES

SECOND HIGHEST 8-HOUR AVERAGED LINK CONTRIBUTIONS
IN PARTS PER MILLION (PPM)
INCLUDING AMBIENT BACKGROUND CONCENTRATIONS.

Rcptr No.	Total Conc	Ending Day Hr	Ambient Backgnd	Total Link	Link +1	Link +2	Link +3	Link +4	Link +5	Link +6	Link +7	Link +8	Link +9	Link +10
1	1.54	(338,13)	.00	1.54	.33	.30	.00	.00	.00	.00	.20	.26	.00	.00
				Links 10+	.00	.46	.00	.00	.00	.00	.00	.00	.00	.00
2	1.46	(338,13)	.00	1.46	.07	.66	.00	.00	.00	.00	.33	.14	.00	.01
				Links 10+	.00	.24	.00	.00	.00	.00	.00	.00	.00	.00
3	1.31	(338,13)	.00	1.31	.01	.70	.00	.00	.00	.00	.41	.06	.00	.01
				Links 10+	.00	.11	.00	.00	.00	.00	.00	.00	.00	.00
4	1.29	(274,24)	.00	1.29	.11	.64	.00	.00	.00	.00	.23	.13	.00	.00
				Links 10+	.00	.19	.00	.00	.00	.00	.00	.00	.00	.00
5	1.26	(338,13)	.00	1.26	.00	.73	.00	.00	.00	.00	.47	.01	.00	.01
				Links 10+	.00	.03	.00	.00	.00	.00	.00	.00	.00	.00
6	1.24	(338,13)	.00	1.24	.00	.73	.00	.00	.00	.00	.49	.00	.00	.01
				Links 10+	.00	.01	.00	.00	.00	.00	.00	.00	.00	.00
7	1.23	(338,13)	.00	1.23	.00	.73	.00	.00	.00	.00	.49	.00	.00	.01
				Links 10+	.00	.00	.00	.00	.00	.00	.00	.00	.00	.00
8	1.23	(338,13)	.00	1.23	.00	.73	.00	.00	.00	.00	.49	.00	.00	.01
				Links 10+	.00	.00	.00	.00	.00	.00	.00	.00	.00	.00
9	1.23	(338,13)	.00	1.23	.00	.73	.00	.00	.00	.00	.49	.00	.00	.01
				Links 10+	.00	.00	.00	.00	.00	.00	.00	.00	.00	.00
10	1.23	(338,13)	.00	1.23	.00	.73	.00	.00	.00	.00	.49	.00	.00	.01
				Links 10+	.00	.00	.00	.00	.00	.00	.00	.00	.00	.00
11	1.23	(338,13)	.00	1.23	.00	.73	.00	.00	.00	.00	.49	.00	.00	.01
				Links 10+	.00	.00	.00	.00	.00	.00	.00	.00	.00	.00
12	1.23	(338,13)	.00	1.23	.00	.73	.00	.00	.00	.00	.49	.00	.00	.01
				Links 10+	.00	.00	.00	.00	.00	.00	.00	.00	.00	.00
13	1.24	(338,13)	.00	1.24	.00	.73	.00	.00	.00	.00	.50	.00	.00	.01
				Links 10+	.00	.00	.00	.00	.00	.00	.00	.00	.00	.00
14	1.23	(338,13)	.00	1.23	.00	.73	.00	.00	.00	.00	.49	.00	.00	.01
				Links 10+	.00	.00	.00	.00	.00	.00	.00	.00	.00	.00
15	1.23	(338,13)	.00	1.23	.00	.73	.00	.00	.00	.00	.49	.00	.00	.01
				Links 10+	.00	.00	.00	.00	.00	.00	.00	.00	.00	.00
16	1.21	(338,13)	.00	1.21	.00	.73	.00	.00	.00	.00	.47	.00	.00	.01
				Links 10+	.00	.00	.00	.00	.00	.00	.00	.00	.00	.00
17	1.21	(338,13)	.00	1.21	.00	.73	.00	.00	.00	.00	.47	.00	.00	.01
				Links 10+	.00	.00	.00	.00	.00	.00	.00	.00	.00	.00
18	1.24	(338,13)	.00	1.24	.00	.73	.00	.00	.00	.00	.50	.00	.00	.01
				Links 10+	.00	.00	.00	.00	.00	.00	.00	.00	.00	.00
19	1.21	(338,13)	.00	1.21	.00	.73	.00	.00	.00	.00	.47	.00	.00	.01
				Links 10+	.00	.00	.00	.00	.00	.00	.00	.00	.00	.00

DATE : 7/21/ 8
TIME : 14:40: 3

JOB: HSS FDR Air Quality No-Build/70' Jets

RUN: FDR DRIVE BET E 67TH-75TH STS/70' JETS

LINK CONTRIBUTION TABLES

SECOND HIGHEST 8-HOUR AVERAGED LINK CONTRIBUTIONS
IN PARTS PER MILLION (PPM)
INCLUDING AMBIENT BACKGROUND CONCENTRATIONS.

Rcptr No.	Total Conc	Ending Day Hr	Ambient Backgnd	Total Link	Link +1	Link +2	Link +3	Link +4	Link +5	Link +6	Link +7	Link +8	Link +9	Link +10
20	1.21	(338,13)	.00	1.21	.00	.73	.00	.00	.00	.00	.47	.00	.00	.01
				Links 10+	.00	.00	.00	.00	.00	.00	.00	.00	.00	.00
21	1.21	(338,13)	.00	1.21	.00	.73	.00	.00	.00	.00	.47	.00	.00	.01
				Links 10+	.00	.00	.00	.00	.00	.00	.00	.00	.00	.00
22	1.21	(338,13)	.00	1.21	.00	.73	.00	.00	.00	.00	.47	.00	.00	.01
				Links 10+	.00	.00	.00	.00	.00	.00	.00	.00	.00	.00
23	1.21	(338,13)	.00	1.21	.00	.73	.00	.00	.00	.00	.47	.00	.00	.01
				Links 10+	.00	.00	.00	.00	.00	.00	.00	.00	.00	.00
24	1.21	(338,13)	.00	1.21	.00	.73	.00	.00	.00	.00	.47	.00	.00	.01
				Links 10+	.00	.00	.00	.00	.00	.00	.00	.00	.00	.00
25	1.20	(338,13)	.00	1.20	.00	.73	.00	.00	.00	.00	.46	.00	.00	.01
				Links 10+	.00	.00	.00	.00	.00	.00	.00	.00	.00	.00
26	1.21	(338,13)	.00	1.21	.00	.73	.00	.00	.00	.01	.46	.00	.00	.01
				Links 10+	.00	.00	.00	.00	.00	.00	.00	.00	.00	.00
27	1.24	(338,13)	.00	1.24	.00	.73	.00	.00	.00	.01	.47	.00	.00	.01
				Links 10+	.01	.00	.00	.00	.00	.00	.00	.00	.00	.00
28	1.21	(338,13)	.00	1.21	.00	.71	.01	.00	.00	.03	.44	.00	.00	.00
				Links 10+	.01	.00	.00	.00	.00	.00	.00	.00	.00	.00
29	1.20	(258,23)	.00	1.20	.00	.57	.15	.01	.01	.11	.17	.00	.00	.03
				Links 10+	.14	.00	.00	.00	.00	.00	.00	.00	.00	.00
30	1.26	(338,13)	.00	1.26	.00	.69	.04	.00	.00	.06	.40	.00	.00	.00
				Links 10+	.07	.00	.00	.00	.00	.00	.00	.00	.00	.00
31	1.40	(235,24)	.00	1.40	.00	.18	.39	.01	.01	.22	.04	.00	.01	.00
				Links 10+	.54	.00	.00	.00	.00	.00	.00	.00	.00	.00
32	1.75	(23,20)	.00	1.75	.00	.75	.15	.00	.00	.03	.47	.00	.00	.00
				Links 10+	.35	.00	.00	.00	.00	.00	.00	.00	.00	.00
33	2.20	(338,13)	.00	2.20	.00	.04	.53	.00	.00	.29	.11	.00	.01	.00
				Links 10+	1.21	.00	.00	.00	.00	.00	.00	.00	.00	.00
34	2.09	(338,13)	.00	2.09	.00	.01	.56	.00	.00	.33	.04	.00	.03	.00
				Links 10+	1.11	.00	.00	.00	.00	.00	.00	.00	.00	.00
35	1.80	(274,24)	.00	1.80	.00	.16	.50	.00	.00	.18	.18	.00	.03	.01
				Links 10+	.75	.00	.00	.00	.00	.00	.00	.00	.00	.00
36	1.44	(274,24)	.00	1.44	.00	.13	.56	.00	.00	.21	.13	.00	.03	.01
				Links 10+	.38	.00	.00	.00	.00	.00	.00	.00	.00	.00
37	1.23	(274,24)	.00	1.22	.00	.09	.57	.00	.00	.23	.11	.00	.03	.00
				Links 10+	.20	.00	.00	.00	.00	.00	.00	.00	.00	.00
38	1.14	(274,24)	.00	1.14	.00	.09	.57	.00	.00	.24	.10	.00	.03	.00
				Links 10+	.11	.00	.00	.00	.00	.00	.00	.00	.00	.00

JOB: HSS FDR Air Quality No-Build/70' Jets

RUN: FDR DRIVE BET E 67TH-75TH STS/70' JETS

LINK CONTRIBUTION TABLES

SECOND HIGHEST 8-HOUR AVERAGED LINK CONTRIBUTIONS
IN PARTS PER MILLION (PPM)
INCLUDING AMBIENT BACKGROUND CONCENTRATIONS.

Rcptr No.	Total Conc	Ending Day Hr	Ambient Backgnd	Total Link	Link +1	Link +2	Link +3	Link +4	Link +5	Link +6	Link +7	Link +8	Link +9	Link +10
39	1.10	(7,23)	.00	1.10	.00	.16	.49	.01	.01	.13	.16	.00	.00	.00
				Links 10+	.14	.00	.00	.00	.00	.00	.00	.00	.00	.00
40	1.10	(274,24)	.00	1.10	.00	.05	.60	.00	.00	.26	.08	.00	.04	.00
				Links 10+	.08	.00	.00	.00	.00	.00	.00	.00	.00	.00
41	1.07	(274,24)	.00	1.08	.00	.05	.60	.00	.00	.27	.08	.00	.04	.00
				Links 10+	.04	.00	.00	.00	.00	.00	.00	.00	.00	.00
42	1.07	(274,24)	.00	1.08	.00	.05	.61	.00	.00	.27	.06	.00	.04	.00
				Links 10+	.04	.00	.00	.00	.00	.00	.00	.00	.00	.00
43	1.02	(274,24)	.00	1.02	.00	.04	.60	.00	.00	.29	.04	.00	.04	.00
				Links 10+	.03	.00	.00	.00	.00	.00	.00	.00	.00	.00
44	1.04	(274,24)	.00	1.04	.00	.04	.61	.00	.00	.29	.04	.00	.04	.00
				Links 10+	.03	.00	.00	.00	.00	.00	.00	.00	.00	.00
45	1.04	(274,24)	.00	1.04	.00	.04	.63	.00	.00	.29	.03	.00	.04	.00
				Links 10+	.03	.00	.00	.00	.00	.00	.00	.00	.00	.00
46	1.01	(274,24)	.00	1.01	.00	.03	.63	.00	.00	.29	.03	.00	.04	.00
				Links 10+	.01	.00	.00	.00	.00	.00	.00	.00	.00	.00
47	1.00	(274,24)	.00	1.00	.00	.03	.61	.00	.00	.29	.03	.00	.04	.00
				Links 10+	.01	.00	.00	.00	.00	.00	.00	.00	.00	.00
48	.99	(274,24)	.00	.99	.00	.03	.60	.00	.00	.29	.03	.00	.04	.00
				Links 10+	.01	.00	.00	.00	.00	.00	.00	.00	.00	.00
49	.97	(274,24)	.00	.97	.00	.03	.60	.00	.00	.29	.03	.00	.04	.00
				Links 10+	.00	.00	.00	.00	.00	.00	.00	.00	.00	.00
50	1.01	(338,13)	.00	1.01	.00	.00	.56	.00	.01	.39	.00	.00	.06	.00
				Links 10+	.00	.00	.00	.00	.00	.00	.00	.00	.00	.00
51	1.01	(338,13)	.00	1.01	.00	.00	.56	.00	.01	.39	.00	.00	.06	.00
				Links 10+	.00	.00	.00	.00	.00	.00	.00	.00	.00	.00
52	1.03	(338,13)	.00	1.03	.00	.00	.56	.01	.03	.37	.00	.00	.06	.00
				Links 10+	.00	.00	.00	.00	.00	.00	.00	.00	.00	.00
53	1.00	(274,24)	.00	1.00	.00	.01	.63	.00	.00	.30	.03	.00	.04	.00
				Links 10+	.00	.00	.00	.00	.00	.00	.00	.00	.00	.00
54	1.00	(338,13)	.00	1.00	.00	.00	.53	.03	.06	.34	.00	.00	.04	.00
				Links 10+	.00	.00	.00	.00	.00	.00	.00	.00	.00	.00
55	1.00	(338,13)	.00	1.00	.00	.00	.50	.07	.10	.29	.00	.00	.04	.00
				Links 10+	.00	.00	.00	.00	.00	.00	.00	.00	.00	.00
56	.99	(274,24)	.00	.99	.00	.01	.60	.03	.01	.30	.01	.00	.03	.00
				Links 10+	.00	.00	.00	.00	.00	.00	.00	.00	.00	.00
57	1.43	(23,20)	.00	1.43	.72	.02	.00	.00	.00	.00	.02	.40	.00	.00
				Links 10+	.00	.28	.00	.00	.00	.00	.00	.00	.00	.00

JOB: HSS FDR Air Quality No-Build/70' Jets

RUN: FDR DRIVE BET E 67TH-75TH STS/70' JETS

LINK CONTRIBUTION TABLES

SECOND HIGHEST 8-HOUR AVERAGED LINK CONTRIBUTIONS
IN PARTS PER MILLION (PPM)
INCLUDING AMBIENT BACKGROUND CONCENTRATIONS.

Rcptr No.	Total Conc	Ending Day Hr	Ambient Backgnd	Total Link	Link +1	Link +2	Link +3	Link +4	Link +5	Link +6	Link +7	Link +8	Link +9	Link +10
58	1.27	(23,20)	.00	1.27	.73	.00	.00	.00	.00	.00	.00	.42	.00	.00
				Links 10+	.00	.12	.00	.00	.00	.00	.00	.00	.00	.00
59	1.19	(331,13)	.00	1.19	.40	.00	.00	.00	.00	.00	.03	.28	.00	.00
				Links 10+	.00	.49	.00	.00	.00	.00	.00	.00	.00	.00
60	1.12	(23,20)	.00	1.12	.70	.00	.00	.00	.00	.00	.00	.38	.00	.00
				Links 10+	.00	.03	.00	.00	.00	.00	.00	.00	.00	.00

MAXIMUM 1-HOUR AVERAGED LINK CONTRIBUTIONS
IN PARTS PER MILLION (PPM)
INCLUDING AMBIENT BACKGROUND CONCENTRATIONS.

Rcptr No.	Total Conc	Ending Day Hr	Ambient Backgnd	Total Link	Link +1	Link +2	Link +3	Link +4	Link +5	Link +6	Link +7	Link +8	Link +9	Link +10
1	2.30	(44,19)	.00	2.30	.00	1.50	.10	.00	.00	.10	.60	.00	.00	.00
				Links 10+	.00	.00	.00	.00	.00	.00	.00	.00	.00	.00
2	2.30	(23,17)	.00	2.30	.40	.60	.00	.00	.00	.00	.10	.40	.00	.00
				Links 10+	.00	.80	.00	.00	.00	.00	.00	.00	.00	.00
3	2.30	(23,17)	.00	2.30	.10	1.00	.00	.00	.00	.00	.30	.30	.00	.00
				Links 10+	.00	.60	.00	.00	.00	.00	.00	.00	.00	.00
4	2.20	(44,19)	.00	2.20	.00	1.40	.10	.00	.00	.10	.60	.00	.00	.00
				Links 10+	.00	.00	.00	.00	.00	.00	.00	.00	.00	.00
5	2.20	(44,19)	.00	2.20	.00	1.40	.10	.00	.00	.10	.60	.00	.00	.00
				Links 10+	.00	.00	.00	.00	.00	.00	.00	.00	.00	.00
6	2.20	(44,19)	.00	2.20	.00	1.40	.10	.00	.00	.10	.60	.00	.00	.00
				Links 10+	.00	.00	.00	.00	.00	.00	.00	.00	.00	.00
7	2.20	(44,19)	.00	2.20	.00	1.40	.10	.00	.00	.10	.60	.00	.00	.00
				Links 10+	.00	.00	.00	.00	.00	.00	.00	.00	.00	.00
8	2.20	(44,19)	.00	2.20	.00	1.40	.10	.00	.00	.10	.60	.00	.00	.00
				Links 10+	.00	.00	.00	.00	.00	.00	.00	.00	.00	.00
9	2.20	(44,19)	.00	2.20	.00	1.40	.10	.00	.00	.10	.60	.00	.00	.00
				Links 10+	.00	.00	.00	.00	.00	.00	.00	.00	.00	.00
10	2.10	(44,19)	.00	2.10	.00	1.40	.10	.00	.00	.10	.50	.00	.00	.00
				Links 10+	.00	.00	.00	.00	.00	.00	.00	.00	.00	.00
11	2.10	(44,19)	.00	2.10	.00	1.40	.10	.00	.00	.10	.50	.00	.00	.00
				Links 10+	.00	.00	.00	.00	.00	.00	.00	.00	.00	.00
12	2.00	(44,19)	.00	2.00	.00	1.30	.10	.00	.00	.10	.50	.00	.00	.00
				Links 10+	.00	.00	.00	.00	.00	.00	.00	.00	.00	.00

JOB: HSS FDR Air Quality No-Build/70' Jets

RUN: FDR DRIVE BET E 67TH-75TH STS/70' JETS

LINK CONTRIBUTION TABLES

MAXIMUM 1-HOUR AVERAGED LINK CONTRIBUTIONS
IN PARTS PER MILLION (PPM)
INCLUDING AMBIENT BACKGROUND CONCENTRATIONS.

Rcptr No.	Total Conc	Ending Day Hr	Ambient Backgnd	Total Link	Link +1	Link +2	Link +3	Link +4	Link +5	Link +6	Link +7	Link +8	Link +9	Link +10
13	2.20	(347, 8)	.00	2.20	.00	1.30	.10	.10	.10	.10	.40	.00	.00	.00
				Links 10+	.10	.00	.00	.00	.00	.00	.00	.00	.00	.00
14	2.20	(44,19)	.00	2.20	.00	1.30	.10	.00	.10	.10	.50	.00	.00	.00
				Links 10+	.10	.00	.00	.00	.00	.00	.00	.00	.00	.00
15	2.20	(347, 8)	.00	2.20	.00	1.20	.10	.10	.10	.20	.40	.00	.00	.00
				Links 10+	.10	.00	.00	.00	.00	.00	.00	.00	.00	.00
16	2.30	(347, 8)	.00	2.30	.00	1.20	.20	.10	.10	.20	.40	.00	.00	.00
				Links 10+	.10	.00	.00	.00	.00	.00	.00	.00	.00	.00
17	2.20	(44,19)	.00	2.20	.00	1.30	.10	.00	.10	.20	.40	.00	.00	.00
				Links 10+	.10	.00	.00	.00	.00	.00	.00	.00	.00	.00
18	2.20	(44,19)	.00	2.20	.00	1.30	.10	.00	.10	.20	.40	.00	.00	.00
				Links 10+	.10	.00	.00	.00	.00	.00	.00	.00	.00	.00
19	2.30	(44,19)	.00	2.30	.00	1.30	.20	.00	.10	.20	.40	.00	.00	.00
				Links 10+	.10	.00	.00	.00	.00	.00	.00	.00	.00	.00
20	2.20	(44,19)	.00	2.20	.00	1.20	.20	.00	.10	.20	.40	.00	.00	.00
				Links 10+	.10	.00	.00	.00	.00	.00	.00	.00	.00	.00
21	2.20	(44,19)	.00	2.20	.00	1.20	.20	.00	.10	.20	.40	.00	.00	.00
				Links 10+	.10	.00	.00	.00	.00	.00	.00	.00	.00	.00
22	2.30	(44,19)	.00	2.30	.00	1.20	.20	.10	.10	.20	.30	.00	.10	.00
				Links 10+	.10	.00	.00	.00	.00	.00	.00	.00	.00	.00
23	2.40	(44,19)	.00	2.40	.00	1.10	.20	.10	.10	.30	.30	.00	.10	.00
				Links 10+	.20	.00	.00	.00	.00	.00	.00	.00	.00	.00
24	2.40	(44,19)	.00	2.40	.00	1.10	.30	.10	.10	.30	.20	.00	.10	.00
				Links 10+	.20	.00	.00	.00	.00	.00	.00	.00	.00	.00
25	2.30	(44,19)	.00	2.30	.00	1.00	.30	.10	.10	.30	.20	.00	.10	.00
				Links 10+	.20	.00	.00	.00	.00	.00	.00	.00	.00	.00
26	2.50	(44,19)	.00	2.50	.00	1.00	.40	.10	.10	.40	.10	.00	.10	.00
				Links 10+	.30	.00	.00	.00	.00	.00	.00	.00	.00	.00
27	2.50	(44,19)	.00	2.50	.00	.90	.40	.10	.10	.40	.10	.00	.10	.00
				Links 10+	.40	.00	.00	.00	.00	.00	.00	.00	.00	.00
28	2.60	(44,19)	.00	2.60	.00	.80	.50	.10	.10	.40	.10	.00	.10	.00
				Links 10+	.50	.00	.00	.00	.00	.00	.00	.00	.00	.00
29	2.50	(44,19)	.00	2.50	.00	.60	.60	.10	.10	.40	.00	.00	.10	.00
				Links 10+	.60	.00	.00	.00	.00	.00	.00	.00	.00	.00
30	2.80	(44,19)	.00	2.80	.00	.40	.80	.10	.10	.50	.00	.00	.10	.00
				Links 10+	.80	.00	.00	.00	.00	.00	.00	.00	.00	.00
31	3.00	(44,19)	.00	3.00	.00	.10	1.00	.10	.10	.50	.00	.00	.10	.00
				Links 10+	1.10	.00	.00	.00	.00	.00	.00	.00	.00	.00

DATE : 7/21/ 8
TIME : 14:40: 3

JOB: HSS FDR Air Quality No-Build/70' Jets

RUN: FDR DRIVE BET E 67TH-75TH STS/70' JETS

LINK CONTRIBUTION TABLES

MAXIMUM 1-HOUR AVERAGED LINK CONTRIBUTIONS
IN PARTS PER MILLION (PPM)
INCLUDING AMBIENT BACKGROUND CONCENTRATIONS.

Rcptr No.	Total Conc	Ending Day Hr	Ambient Backgnd	Total Link	Link +1	Link +2	Link +3	Link +4	Link +5	Link +6	Link +7	Link +8	Link +9	Link +10
32	3.20	(338,11)	.00	3.20	.00	.10	.70	.00	.00	.50	.10	.00	.10	.00
			Links 10+		1.70	.00	.00	.00	.00	.00	.00	.00	.00	.00
33	3.20	(105,10)	.00	3.20	.00	.00	.80	.00	.00	.40	.10	.00	.10	.00
			Links 10+		1.80	.00	.00	.00	.00	.00	.00	.00	.00	.00
34	3.30	(23,17)	.00	3.30	.00	.10	.80	.00	.00	.30	.30	.00	.00	.00
			Links 10+		1.80	.00	.00	.00	.00	.00	.00	.00	.00	.00
35	3.00	(261,20)	.00	3.00	.00	.30	.70	.00	.00	.10	.50	.00	.00	.10
			Links 10+		1.30	.00	.00	.00	.00	.00	.00	.00	.00	.00
36	2.80	(319, 9)	.00	2.80	.00	.60	.70	.00	.00	.10	.50	.00	.00	.00
			Links 10+		.90	.00	.00	.00	.00	.00	.00	.00	.00	.00
37	2.60	(319, 9)	.00	2.60	.00	.50	.80	.00	.00	.10	.50	.00	.00	.00
			Links 10+		.70	.00	.00	.00	.00	.00	.00	.00	.00	.00
38	2.30	(319, 9)	.00	2.30	.00	.40	.80	.00	.00	.20	.40	.00	.00	.00
			Links 10+		.50	.00	.00	.00	.00	.00	.00	.00	.00	.00
39	2.10	(319, 9)	.00	2.10	.00	.30	.80	.00	.00	.20	.40	.00	.00	.00
			Links 10+		.40	.00	.00	.00	.00	.00	.00	.00	.00	.00
40	2.10	(319, 9)	.00	2.10	.00	.30	.90	.00	.00	.20	.40	.00	.00	.00
			Links 10+		.30	.00	.00	.00	.00	.00	.00	.00	.00	.00
41	2.00	(319, 9)	.00	2.00	.00	.30	.90	.00	.00	.30	.30	.00	.00	.00
			Links 10+		.20	.00	.00	.00	.00	.00	.00	.00	.00	.00
42	1.90	(319, 9)	.00	1.90	.00	.20	.90	.00	.00	.30	.30	.00	.00	.00
			Links 10+		.20	.00	.00	.00	.00	.00	.00	.00	.00	.00
43	1.90	(319, 9)	.00	1.90	.00	.20	.90	.00	.00	.30	.30	.00	.00	.00
			Links 10+		.20	.00	.00	.00	.00	.00	.00	.00	.00	.00
44	1.80	(319, 9)	.00	1.80	.00	.20	1.00	.00	.00	.30	.20	.00	.00	.00
			Links 10+		.10	.00	.00	.00	.00	.00	.00	.00	.00	.00
45	1.80	(319, 9)	.00	1.80	.00	.20	1.00	.00	.00	.30	.20	.00	.00	.00
			Links 10+		.10	.00	.00	.00	.00	.00	.00	.00	.00	.00
46	1.90	(319, 9)	.00	1.90	.00	.20	1.00	.00	.00	.40	.20	.00	.00	.00
			Links 10+		.10	.00	.00	.00	.00	.00	.00	.00	.00	.00
47	2.00	(319, 9)	.00	2.00	.00	.20	1.00	.00	.00	.40	.20	.00	.10	.00
			Links 10+		.10	.00	.00	.00	.00	.00	.00	.00	.00	.00
48	1.90	(319, 9)	.00	1.90	.00	.10	1.00	.00	.00	.40	.20	.00	.10	.00
			Links 10+		.10	.00	.00	.00	.00	.00	.00	.00	.00	.00
49	1.90	(319, 9)	.00	1.90	.00	.10	1.00	.00	.00	.40	.20	.00	.10	.00
			Links 10+		.10	.00	.00	.00	.00	.00	.00	.00	.00	.00
50	1.90	(319, 9)	.00	1.90	.00	.10	1.00	.00	.00	.40	.20	.00	.10	.00
			Links 10+		.10	.00	.00	.00	.00	.00	.00	.00	.00	.00

JOB: HSS FDR Air Quality No-Build/70' Jets

RUN: FDR DRIVE BET E 67TH-75TH STS/70' JETS

LINK CONTRIBUTION TABLES

MAXIMUM 1-HOUR AVERAGED LINK CONTRIBUTIONS
IN PARTS PER MILLION (PPM)
INCLUDING AMBIENT BACKGROUND CONCENTRATIONS.

Rcptr No.	Total Conc	Ending Day Hr	Ambient Backgnd	Total Link	Link +1	Link +2	Link +3	Link +4	Link +5	Link +6	Link +7	Link +8	Link +9	Link +10
51	1.80	(319, 9)	.00	1.80	.00	.10	1.00	.00	.00	.40	.10	.00	.10	.00
			Links	10+	.10	.00	.00	.00	.00	.00	.00	.00	.00	.00
52	1.70	(264,10)	.00	1.70	.00	.10	.90	.00	.00	.40	.20	.00	.00	.00
			Links	10+	.10	.00	.00	.00	.00	.00	.00	.00	.00	.00
53	1.70	(319, 9)	.00	1.70	.00	.10	1.00	.00	.00	.40	.10	.00	.10	.00
			Links	10+	.00	.00	.00	.00	.00	.00	.00	.00	.00	.00
54	1.80	(319, 9)	.00	1.80	.00	.10	1.10	.00	.00	.40	.10	.00	.10	.00
			Links	10+	.00	.00	.00	.00	.00	.00	.00	.00	.00	.00
55	1.80	(319, 9)	.00	1.80	.00	.10	1.10	.00	.00	.40	.10	.00	.10	.00
			Links	10+	.00	.00	.00	.00	.00	.00	.00	.00	.00	.00
56	1.80	(319, 9)	.00	1.80	.00	.10	1.10	.00	.00	.40	.10	.00	.10	.00
			Links	10+	.00	.00	.00	.00	.00	.00	.00	.00	.00	.00
57	2.20	(348, 8)	.00	2.20	.70	.00	.00	.00	.00	.00	.00	.50	.00	.00
			Links	10+	.00	1.00	.00	.00	.00	.00	.00	.00	.00	.00
58	2.20	(338,11)	.00	2.20	.70	.10	.00	.00	.00	.00	.20	.40	.00	.00
			Links	10+	.00	.80	.00	.00	.00	.00	.00	.00	.00	.00
59	2.10	(33,18)	.00	2.10	.70	.00	.00	.00	.00	.00	.10	.40	.00	.00
			Links	10+	.00	.90	.00	.00	.00	.00	.00	.00	.00	.00
60	2.10	(44,19)	.00	2.10	.60	.60	.00	.00	.00	.10	.60	.10	.00	.00
			Links	10+	.00	.10	.00	.00	.00	.00	.00	.00	.00	.00

SECOND HIGHEST 1-HOUR AVERAGED LINK CONTRIBUTIONS
IN PARTS PER MILLION (PPM)
INCLUDING AMBIENT BACKGROUND CONCENTRATIONS.

Rcptr No.	Total Conc	Ending Day Hr	Ambient Backgnd	Total Link	Link +1	Link +2	Link +3	Link +4	Link +5	Link +6	Link +7	Link +8	Link +9	Link +10
1	2.20	(23,17)	.00	2.20	.80	.10	.00	.00	.00	.00	.00	.50	.00	.00
			Links	10+	.00	.80	.00	.00	.00	.00	.00	.00	.00	.00
2	2.20	(44,19)	.00	2.20	.00	1.40	.10	.00	.00	.10	.60	.00	.00	.00
			Links	10+	.00	.00	.00	.00	.00	.00	.00	.00	.00	.00
3	2.20	(44,19)	.00	2.20	.00	1.40	.10	.00	.00	.10	.60	.00	.00	.00
			Links	10+	.00	.00	.00	.00	.00	.00	.00	.00	.00	.00
4	2.20	(261,20)	.00	2.20	.30	.90	.00	.00	.00	.00	.10	.40	.00	.00
			Links	10+	.00	.50	.00	.00	.00	.00	.00	.00	.00	.00
5	2.10	(261,20)	.00	2.10	.20	1.00	.00	.00	.00	.00	.20	.30	.00	.00
			Links	10+	.00	.40	.00	.00	.00	.00	.00	.00	.00	.00

JOB: HSS FDR Air Quality No-Build/70' Jets

RUN: FDR DRIVE BET E 67TH-75TH STS/70' JETS

LINK CONTRIBUTION TABLES

SECOND HIGHEST 1-HOUR AVERAGED LINK CONTRIBUTIONS
IN PARTS PER MILLION (PPM)
INCLUDING AMBIENT BACKGROUND CONCENTRATIONS.

Rcptr No.	Total Conc	Ending Day Hr	Ambient Backgnd	Total Link	Link +1	Link +2	Link +3	Link +4	Link +5	Link +6	Link +7	Link +8	Link +9	Link +10
6	2.10	(347, 8)	.00	2.10	.00	1.30	.10	.00	.10	.10	.50	.00	.00	.00
				Links 10+	.00	.00	.00	.00	.00	.00	.00	.00	.00	.00
7	2.10	(347, 8)	.00	2.10	.00	1.30	.10	.00	.10	.10	.50	.00	.00	.00
				Links 10+	.00	.00	.00	.00	.00	.00	.00	.00	.00	.00
8	2.10	(347, 8)	.00	2.10	.00	1.30	.10	.00	.10	.10	.50	.00	.00	.00
				Links 10+	.00	.00	.00	.00	.00	.00	.00	.00	.00	.00
9	2.10	(347, 8)	.00	2.10	.00	1.30	.10	.00	.10	.10	.50	.00	.00	.00
				Links 10+	.00	.00	.00	.00	.00	.00	.00	.00	.00	.00
10	2.10	(347, 8)	.00	2.10	.00	1.30	.10	.00	.10	.10	.40	.00	.00	.00
				Links 10+	.10	.00	.00	.00	.00	.00	.00	.00	.00	.00
11	2.10	(347, 8)	.00	2.10	.00	1.30	.10	.00	.10	.10	.40	.00	.00	.00
				Links 10+	.10	.00	.00	.00	.00	.00	.00	.00	.00	.00
12	2.00	(319, 9)	.00	2.00	.10	1.20	.00	.00	.00	.00	.40	.20	.00	.00
				Links 10+	.00	.10	.00	.00	.00	.00	.00	.00	.00	.00
13	2.10	(44,19)	.00	2.10	.00	1.40	.10	.00	.00	.10	.50	.00	.00	.00
				Links 10+	.00	.00	.00	.00	.00	.00	.00	.00	.00	.00
14	2.10	(347, 8)	.00	2.10	.00	1.20	.10	.10	.10	.10	.40	.00	.00	.00
				Links 10+	.10	.00	.00	.00	.00	.00	.00	.00	.00	.00
15	2.20	(44,19)	.00	2.20	.00	1.30	.10	.00	.10	.10	.50	.00	.00	.00
				Links 10+	.10	.00	.00	.00	.00	.00	.00	.00	.00	.00
16	2.20	(44,19)	.00	2.20	.00	1.30	.10	.00	.10	.10	.50	.00	.00	.00
				Links 10+	.10	.00	.00	.00	.00	.00	.00	.00	.00	.00
17	2.20	(347, 8)	.00	2.20	.00	1.20	.20	.10	.10	.20	.30	.00	.00	.00
				Links 10+	.10	.00	.00	.00	.00	.00	.00	.00	.00	.00
18	2.20	(44,20)	.00	2.20	.00	1.20	.20	.00	.10	.20	.40	.00	.00	.00
				Links 10+	.10	.00	.00	.00	.00	.00	.00	.00	.00	.00
19	2.10	(44,20)	.00	2.10	.00	1.20	.20	.00	.10	.20	.30	.00	.00	.00
				Links 10+	.10	.00	.00	.00	.00	.00	.00	.00	.00	.00
20	2.10	(44,20)	.00	2.10	.00	1.10	.20	.10	.10	.20	.30	.00	.00	.00
				Links 10+	.10	.00	.00	.00	.00	.00	.00	.00	.00	.00
21	2.10	(44,20)	.00	2.10	.00	1.10	.20	.10	.10	.20	.30	.00	.00	.00
				Links 10+	.10	.00	.00	.00	.00	.00	.00	.00	.00	.00
22	2.20	(347, 8)	.00	2.20	.00	1.00	.30	.10	.10	.30	.20	.00	.00	.00
				Links 10+	.20	.00	.00	.00	.00	.00	.00	.00	.00	.00
23	2.20	(347, 8)	.00	2.20	.00	1.00	.30	.10	.10	.30	.20	.00	.00	.00
				Links 10+	.20	.00	.00	.00	.00	.00	.00	.00	.00	.00
24	2.20	(44,20)	.00	2.20	.00	1.00	.30	.10	.10	.30	.20	.00	.00	.00
				Links 10+	.20	.00	.00	.00	.00	.00	.00	.00	.00	.00

JOB: HSS FDR Air Quality No-Build/70' Jets

RUN: FDR DRIVE BET E 67TH-75TH STS/70' JETS

LINK CONTRIBUTION TABLES

SECOND HIGHEST 1-HOUR AVERAGED LINK CONTRIBUTIONS
IN PARTS PER MILLION (PPM)
INCLUDING AMBIENT BACKGROUND CONCENTRATIONS.

Rcptr No.	Total Conc	Ending Day Hr	Ambient Backgnd	Total Link	Link +1	Link +2	Link +3	Link +4	Link +5	Link +6	Link +7	Link +8	Link +9	Link +10
25	2.30	(44,20)	.00	2.30	.00	1.00	.30	.10	.10	.30	.20	.00	.10	.00
				Links 10+	.20	.00	.00	.00	.00	.00	.00	.00	.00	.00
26	2.30	(44,20)	.00	2.30	.00	.90	.40	.10	.10	.30	.10	.00	.10	.00
				Links 10+	.30	.00	.00	.00	.00	.00	.00	.00	.00	.00
27	2.40	(347, 8)	.00	2.40	.00	.80	.50	.10	.10	.40	.10	.00	.00	.00
				Links 10+	.40	.00	.00	.00	.00	.00	.00	.00	.00	.00
28	2.30	(44,20)	.00	2.30	.00	.70	.50	.10	.10	.40	.00	.00	.10	.00
				Links 10+	.40	.00	.00	.00	.00	.00	.00	.00	.00	.00
29	2.40	(44,20)	.00	2.40	.00	.50	.60	.10	.10	.40	.00	.00	.10	.00
				Links 10+	.60	.00	.00	.00	.00	.00	.00	.00	.00	.00
30	2.60	(44,20)	.00	2.60	.00	.40	.80	.10	.10	.40	.00	.00	.10	.00
				Links 10+	.70	.00	.00	.00	.00	.00	.00	.00	.00	.00
31	2.60	(44,20)	.00	2.60	.00	.10	.90	.10	.10	.40	.00	.00	.10	.00
				Links 10+	.90	.00	.00	.00	.00	.00	.00	.00	.00	.00
32	3.00	(343,19)	.00	3.00	.00	.00	.80	.00	.00	.40	.00	.00	.10	.00
				Links 10+	1.70	.00	.00	.00	.00	.00	.00	.00	.00	.00
33	3.10	(338,11)	.00	3.10	.00	.00	.80	.00	.00	.50	.00	.00	.10	.00
				Links 10+	1.70	.00	.00	.00	.00	.00	.00	.00	.00	.00
34	3.00	(23,16)	.00	3.00	.00	.30	.70	.00	.00	.20	.30	.00	.00	.00
				Links 10+	1.50	.00	.00	.00	.00	.00	.00	.00	.00	.00
35	2.90	(319, 9)	.00	2.90	.00	.70	.50	.00	.00	.00	.60	.00	.00	.00
				Links 10+	1.10	.00	.00	.00	.00	.00	.00	.00	.00	.00
36	2.50	(261,20)	.00	2.50	.00	.20	.80	.00	.00	.20	.40	.00	.00	.00
				Links 10+	.90	.00	.00	.00	.00	.00	.00	.00	.00	.00
37	2.20	(261,20)	.00	2.20	.00	.20	.90	.00	.00	.30	.30	.00	.00	.00
				Links 10+	.50	.00	.00	.00	.00	.00	.00	.00	.00	.00
38	1.90	(44,19)	.00	1.90	.00	.00	1.10	.10	.20	.40	.00	.00	.10	.00
				Links 10+	.00	.00	.00	.00	.00	.00	.00	.00	.00	.00
39	1.90	(264,10)	.00	1.90	.00	.30	.70	.00	.00	.20	.40	.00	.00	.00
				Links 10+	.30	.00	.00	.00	.00	.00	.00	.00	.00	.00
40	1.90	(264,10)	.00	1.90	.00	.30	.70	.00	.00	.20	.40	.00	.00	.00
				Links 10+	.30	.00	.00	.00	.00	.00	.00	.00	.00	.00
41	1.70	(44,19)	.00	1.70	.00	.00	1.00	.10	.20	.40	.00	.00	.00	.00
				Links 10+	.00	.00	.00	.00	.00	.00	.00	.00	.00	.00
42	1.70	(44,19)	.00	1.70	.00	.00	1.00	.20	.20	.30	.00	.00	.00	.00
				Links 10+	.00	.00	.00	.00	.00	.00	.00	.00	.00	.00
43	1.80	(264,10)	.00	1.80	.00	.20	.80	.00	.00	.30	.30	.00	.00	.00
				Links 10+	.20	.00	.00	.00	.00	.00	.00	.00	.00	.00

JOB: HSS FDR Air Quality No-Build/70' Jets

RUN: FDR DRIVE BET E 67TH-75TH STS/70' JETS

LINK CONTRIBUTION TABLES

SECOND HIGHEST 1-HOUR AVERAGED LINK CONTRIBUTIONS
IN PARTS PER MILLION (PPM)
INCLUDING AMBIENT BACKGROUND CONCENTRATIONS.

Rcptr No.	Total Conc	Ending Day Hr	Ambient Backgnd	Total Link	Link +1	Link +2	Link +3	Link +4	Link +5	Link +6	Link +7	Link +8	Link +9	Link +10
44	1.70	(44,19)	.00	1.70	.00	.00	1.00	.20	.20	.30	.00	.00	.00	.00
				Links 10+	.00	.00	.00	.00	.00	.00	.00	.00	.00	.00
45	1.80	(44,19)	.00	1.80	.00	.00	1.00	.20	.30	.30	.00	.00	.00	.00
				Links 10+	.00	.00	.00	.00	.00	.00	.00	.00	.00	.00
46	1.70	(44,19)	.00	1.70	.00	.00	.90	.20	.30	.30	.00	.00	.00	.00
				Links 10+	.00	.00	.00	.00	.00	.00	.00	.00	.00	.00
47	1.70	(44,19)	.00	1.70	.00	.00	.90	.30	.30	.20	.00	.00	.00	.00
				Links 10+	.00	.00	.00	.00	.00	.00	.00	.00	.00	.00
48	1.70	(44,19)	.00	1.70	.00	.00	.90	.30	.30	.20	.00	.00	.00	.00
				Links 10+	.00	.00	.00	.00	.00	.00	.00	.00	.00	.00
49	1.70	(44,19)	.00	1.70	.00	.00	.80	.30	.40	.20	.00	.00	.00	.00
				Links 10+	.00	.00	.00	.00	.00	.00	.00	.00	.00	.00
50	1.70	(44,19)	.00	1.70	.00	.00	.80	.40	.40	.10	.00	.00	.00	.00
				Links 10+	.00	.00	.00	.00	.00	.00	.00	.00	.00	.00
51	1.70	(264,10)	.00	1.70	.00	.10	.90	.00	.00	.40	.20	.00	.00	.00
				Links 10+	.10	.00	.00	.00	.00	.00	.00	.00	.00	.00
52	1.70	(319, 9)	.00	1.70	.00	.10	1.00	.00	.00	.40	.10	.00	.10	.00
				Links 10+	.00	.00	.00	.00	.00	.00	.00	.00	.00	.00
53	1.60	(44,19)	.00	1.60	.00	.00	.50	.60	.50	.00	.00	.00	.00	.00
				Links 10+	.00	.00	.00	.00	.00	.00	.00	.00	.00	.00
54	1.60	(44,19)	.00	1.60	.00	.00	.40	.70	.50	.00	.00	.00	.00	.00
				Links 10+	.00	.00	.00	.00	.00	.00	.00	.00	.00	.00
55	1.60	(261,20)	.00	1.60	.00	.00	1.00	.00	.00	.50	.00	.00	.10	.00
				Links 10+	.00	.00	.00	.00	.00	.00	.00	.00	.00	.00
56	1.60	(261,20)	.00	1.60	.00	.00	1.00	.00	.00	.50	.00	.00	.10	.00
				Links 10+	.00	.00	.00	.00	.00	.00	.00	.00	.00	.00
57	2.20	(357, 8)	.00	2.20	.70	.00	.00	.00	.00	.00	.00	.50	.00	.00
				Links 10+	.00	1.00	.00	.00	.00	.00	.00	.00	.00	.00
58	2.20	(341, 8)	.00	2.20	.70	.00	.00	.00	.00	.00	.00	.50	.00	.00
				Links 10+	.00	1.00	.00	.00	.00	.00	.00	.00	.00	.00
59	2.10	(338,11)	.00	2.10	.70	.00	.00	.00	.00	.00	.10	.50	.00	.00
				Links 10+	.00	.80	.00	.00	.00	.00	.00	.00	.00	.00
60	2.00	(313,24)	.00	2.00	.70	.20	.00	.00	.00	.00	.40	.20	.00	.10
				Links 10+	.00	.40	.00	.00	.00	.00	.00	.00	.00	.00

JOB: HSS FDR Air Quality No-Build/70' Jets

RUN: FDR DRIVE BET E 67TH-75TH STS/70' JETS

CALM DURATION FREQUENCY

Hours of Consecutive Calm Winds	Frequency of Occurrence	(Julian day/hour ending) of Significant Occurrences
1	74	(5, 5)(8, 2)(14,10)(22,15)(23,13)(23,20)(24, 6)(24, 9)(25, 3)(26,13) (29,11)(33, 2)(39,22)(40,15)(61, 8)(62,14)(72,16)(72,18)(72,24)(74,17) (75, 3)(76,14)(87,22)(90,12)(92, 4)(92,10)(95, 3)(99,10)(99,22)(100, 5) (106,12)(110,21)(111,21)(113, 4)(119,11)(119,14)(120, 4)(121,14)(122,10)(125,16) (129, 7)(130, 1)(132, 7)(162, 1)(163, 1)(166, 1)(176, 1)(188, 7)(190, 1)(212, 1) (217, 1)(217, 7)(223, 1)(225, 7)(228, 1)(228, 7)(235, 1)(238, 7)(246, 1)(252, 7) (286, 1)(292, 1)(312, 7)(314, 1)(338,13)(339, 7)(339,13)(341, 7)(344, 1)(344,13) (348, 7)(354, 1)(357, 7)(358, 7)
2	9	(14, 8)(25, 1)(61,23)(74,24)(98,24)(99, 8)(105, 2)(115,24)(123, 6)
4	3	(14,16)(31, 8)(55,18)
5	2	(67, 6)(105, 9)
10	1	(304,17)

Program terminated normally

JOB: HSS FDR Air Quality No-Build/70' Jets

RUN: FDR DRIVE BET E 67TH-75TH STS/70' JETS

General Information

Run start date: 1/ 1/ 2 Julian: 1
end date: 12/31/ 2 Julian: 365

A Tier 2 approach was used for input data preparation.

The MODE flag has been set to C for calculating CO averages.

Ambient background concentrations are included in the averages below.

Site & Meteorological Constants

VS = .0 CM/S VD = .0 CM/S Z0 = 175. CM ATIM = 60.

Met. Sfc. Sta. Id & Yr = 72503 2002
Upper Air Sta. Id & Yr = 94703 2002

CAUTION: The input years for the Run and Meteorological data differ. The respective values are: 2 and 2002.

Urban mixing heights were processed.

In 2002, Julian day 1 is a Tuesday.

The patterns from the input file have been assigned as follows:

Pattern # 1 is assigned to Monday.
Pattern # 1 is assigned to Tuesday.
Pattern # 1 is assigned to Wednesday.
Pattern # 1 is assigned to Thursday.
Pattern # 1 is assigned to Friday.
Pattern # 1 is assigned to Saturday.
Pattern # 1 is assigned to Sunday.

Link Data Constants - (Variable data in *.LNK file)

LINK DESCRIPTION	LINK COORDINATES (FT) X1	Y1	X2	Y2	LENGTH (FT)	BRG (DEG)	TYPE	H (FT)	W (FT)	NLANES
1. FDR N/B 67th-68th St*	-132.0	-225.0	15.0	-10.0	260.	34.	AG	.0	36.0	
2. FDR N/B 68th-71st St*	15.0	-10.0	438.0	608.0	749.	34.	AG	.0	36.0	
3. FDR N/B 71st-73rd St*	438.0	608.0	773.0	1098.0	594.	34.	AG	.0	36.0	
4. FDR N/B 73rd-75th St*	773.0	1098.0	1056.0	1625.0	598.	28.	AG	.0	36.0	
5. FDR S/B 75th-73rd St*	743.0	1118.0	1026.0	1645.0	598.	28.	AG	.0	36.0	
6. FDR S/B 73rd-71st St*	408.0	628.0	743.0	1118.0	594.	34.	AG	.0	36.0	

DATE : 7/21/ 8
TIME : 15:13:20

JOB: HSS FDR Air Quality No-Build/70' Jets

RUN: FDR DRIVE BET E 67TH-75TH STS/70' JETS

Link Data Constants - (Variable data in *.LNK file)

LINK DESCRIPTION	LINK COORDINATES (FT) X1	Y1	X2	Y2	LENGTH (FT)	BRG (DEG)	TYPE	H (FT)	W (FT)	NLANES
7. FDR S/B 71st-68th St*	-15.0	10.0	408.0	628.0	749.	34.	AG	.0	36.0	
8. FDR S/B 68th-67th St*	-162.0	-205.0	-15.0	10.0	260.	34.	AG	.0	36.0	
9. FDR Service Rd 73-71*	385.0	644.0	720.0	1134.0	594.	34.	AG	.0	32.0	
10. FDR Service Rd 68-71*	-38.0	26.0	385.0	644.0	749.	34.	AG	.0	32.0	
11. FDR N/B 70' Jet 71St*	438.0	608.0	478.0	665.0	70.	35.	AG	.0	32.0	
12. FDR S/B 70' Jet 68St*	-15.0	10.0	-55.0	-47.0	70.	215.	AG	.0	32.0	

Receptor Data

RECEPTOR	COORDINATES (FT) X	Y	Z
1. RECEPTOR 1	34.0	-23.0	6.0
2. RECEPTOR 2	48.0	-4.0	6.0
3. RECEPTOR 3	62.0	17.0	6.0
4. RECEPTOR 4	75.0	37.0	6.0
5. RECEPTOR 5	89.0	57.0	6.0
6. RECEPTOR 6	103.0	77.0	6.0
7. RECEPTOR 7	117.0	97.0	6.0
8. RECEPTOR 8	130.0	117.0	6.0
9. RECEPTOR 9	144.0	137.0	6.0
10. RECEPTOR 10	158.0	158.0	6.0
11. RECEPTOR 11	172.0	178.0	6.0
12. RECEPTOR 12	186.0	198.0	6.0
13. RECEPTOR 13	199.0	218.0	6.0
14. RECEPTOR 14	213.0	238.0	6.0
15. RECEPTOR 15	227.0	258.0	6.0
16. RECEPTOR 16	241.0	278.0	6.0
17. RECEPTOR 17	255.0	299.0	6.0
18. RECEPTOR 18	268.0	319.0	6.0
19. RECEPTOR 19	282.0	339.0	6.0
20. RECEPTOR 20	296.0	359.0	6.0
21. RECEPTOR 21	310.0	379.0	6.0
22. RECEPTOR 22	323.0	399.0	6.0
23. RECEPTOR 23	337.0	419.0	6.0
24. RECEPTOR 24	351.0	440.0	6.0
25. RECEPTOR 25	365.0	460.0	6.0
26. RECEPTOR 26	379.0	480.0	6.0
27. RECEPTOR 27	392.0	500.0	6.0
28. RECEPTOR 28	406.0	520.0	6.0

JOB: HSS FDR Air Quality No-Build/70' Jets

RUN: FDR DRIVE BET E 67TH-75TH STS/70' JETS

Receptor Data

RECEPTOR	COORDINATES (FT) X	Y	Z
29. RECEPTOR 29	420.0	540.0	6.0
30. RECEPTOR 30	434.0	561.0	6.0
31. RECEPTOR 31	447.0	581.0	6.0
32. RECEPTOR 32	461.0	601.0	6.0
33. RECEPTOR 33	475.0	621.0	6.0
34. RECEPTOR 34	489.0	641.0	6.0
35. RECEPTOR 35	503.0	661.0	6.0
36. RECEPTOR 36	516.0	681.0	6.0
37. RECEPTOR 37	530.0	702.0	6.0
38. RECEPTOR 38	544.0	722.0	6.0
39. RECEPTOR 39	558.0	742.0	6.0
40. RECEPTOR 40	571.0	762.0	6.0
41. RECEPTOR 41	585.0	782.0	6.0
42. RECEPTOR 42	599.0	802.0	6.0
43. RECEPTOR 43	613.0	822.0	6.0
44. RECEPTOR 44	627.0	843.0	6.0
45. RECEPTOR 45	640.0	863.0	6.0
46. RECEPTOR 46	654.0	883.0	6.0
47. RECEPTOR 47	668.0	903.0	6.0
48. RECEPTOR 48	682.0	923.0	6.0
49. RECEPTOR 49	696.0	943.0	6.0
50. RECEPTOR 50	709.0	964.0	6.0
51. RECEPTOR 51	723.0	984.0	6.0
52. RECEPTOR 52	737.0	1004.0	6.0
53. RECEPTOR 53	751.0	1024.0	6.0
54. RECEPTOR 54	764.0	1044.0	6.0
55. RECEPTOR 55	778.0	1064.0	6.0
56. RECEPTOR 56	792.0	1084.0	6.0
57. RECEPTOR 57	20.0	-44.0	6.0
58. RECEPTOR 58	6.0	-64.0	6.0
59. RECEPTOR 59	-7.0	-84.0	6.0
60. RECEPTOR 60	-21.0	-104.0	6.0

DATE : 7/21/ 8
TIME : 15:13:20

JOB: HSS FDR Air Quality No-Build/70' Jets

RUN: FDR DRIVE BET E 67TH-75TH STS/70' JETS

Model Results

Remarks : In search of the wind direction corresponding to the maximum concentration, only the first direction, of the directions with the same maximum concentrations, is indicated as the maximum.

* MAXIMUM HOURLY CONCENTRATIONS WITH ANY AMBIENT BACKGROUND CONCENTRATIONS (BKG) ADDED
(PPM)

	REC1	REC2	REC3	REC4	REC5	REC6	REC7	REC8	REC9	REC10
MAX+BKG	2.1	2.3	2.2	2.3	2.3	2.3	2.2	2.2	2.3	2.2
- BKG	.0	.0	.0	.0	.0	.0	.0	.0	.0	.0
MAX	2.1	2.3	2.2	2.3	2.3	2.3	2.2	2.2	2.3	2.2
WIND DIR	352	258	237	237	237	237	237	237	237	237
JULIAN	192	24	21	21	21	21	21	21	21	21
HOUR	16	17	8	8	8	8	8	8	8	8

	REC11	REC12	REC13	REC14	REC15	REC16	REC17	REC18	REC19	REC20
MAX+BKG	2.2	2.1	2.1	2.1	2.2	2.2	2.0	2.1	2.1	2.1
- BKG	.0	.0	.0	.0	.0	.0	.0	.0	.0	.0
MAX	2.2	2.1	2.1	2.1	2.2	2.2	2.0	2.1	2.1	2.1
WIND DIR	237	237	237	237	237	237	237	237	237	237
JULIAN	21	21	21	21	21	21	21	21	21	21
HOUR	8	8	8	8	8	8	8	8	8	8

	REC21	REC22	REC23	REC24	REC25	REC26	REC27	REC28	REC29	REC30
MAX+BKG	2.1	2.2	2.2	2.2	2.2	2.2	2.2	2.2	2.3	2.5
- BKG	.0	.0	.0	.0	.0	.0	.0	.0	.0	.0
MAX	2.1	2.2	2.2	2.2	2.2	2.2	2.2	2.2	2.3	2.5
WIND DIR	237	237	237	237	237	237	237	21	3	3
JULIAN	21	21	21	21	21	21	21	307	304	304
HOUR	8	8	8	8	8	8	8	21	18	18

	REC31	REC32	REC33	REC34	REC35	REC36	REC37	REC38	REC39	REC40
MAX+BKG	2.9	3.4	3.1	3.4	3.5	2.9	2.4	2.4	2.2	2.0
- BKG	.0	.0	.0	.0	.0	.0	.0	.0	.0	.0
MAX	2.9	3.4	3.1	3.4	3.5	2.9	2.4	2.4	2.2	2.0
WIND DIR	3	352	352	237	237	237	237	226	237	224
JULIAN	304	192	192	21	21	21	21	225	21	208
HOUR	18	16	16	8	8	8	8	7	8	20

JOB: HSS FDR Air Quality No-Build/70' Jets

RUN: FDR DRIVE BET E 67TH-75TH STS/70' JETS

* MAXIMUM HOURLY CONCENTRATIONS WITH ANY AMBIENT BACKGROUND CONCENTRATIONS (BKG) ADDED
(PPM)

	REC41	REC42	REC43	REC44	REC45	REC46	REC47	REC48	REC49	REC50
MAX+BKG	2.0	2.0	1.9	1.9	2.0	1.9	1.8	1.8	1.8	1.8
- BKG	.0	.0	.0	.0	.0	.0	.0	.0	.0	.0
MAX	2.0	2.0	1.9	1.9	2.0	1.9	1.8	1.8	1.8	1.8
WIND DIR	226	237	237	237	237	237	237	237	224	237
JULIAN	225	21	21	21	21	21	21	21	208	21
HOUR	7	8	8	8	8	8	8	8	20	8

	REC51	REC52	REC53	REC54	REC55	REC56	REC57	REC58	REC59	REC60
MAX+BKG	1.8	1.8	1.8	1.8	1.8	1.8	2.3	2.4	2.3	2.3
- BKG	.0	.0	.0	.0	.0	.0	.0	.0	.0	.0
MAX	1.8	1.8	1.8	1.8	1.8	1.8	2.3	2.4	2.3	2.3
WIND DIR	237	237	3	237	237	237	352	352	352	3
JULIAN	21	21	304	21	21	21	192	192	192	304
HOUR	8	8	18	8	8	8	16	16	16	18

THE HIGHEST CONCENTRATION OF 3.50 PPM OCCURRED AT RECEPTOR REC35.

DATE : 7/21/ 8
TIME : 15:28: 8

JOB: HSS FDR Air Quality No-Build/70' Jets

RUN: FDR DRIVE BET E 67TH-75TH STS/70' JETS

==========
Output Section
==========

NOTES PERTAINING TO THE REPORT

1. THE HIGHEST AVERAGE IN EACH OF THE FIRST TWO COLUMNS OF EACH TABLE BELOW ARE SUFFIXED BY AN ASTERISK (*). FOR PM OUTPUT, THERE IS ONLY ONE COLUMN AND ASTERISK FOR THE ANNUAL AVERAGE/PERIOD OF CONCERN TABLE.

2. THE NUMBERS IN PARENTHESES ARE THE JULIAN DAY AND ENDING HOUR FOR THE PRECEDING AVERAGE.

3. THE NUMBER OF CALM HOURS USED IN PRODUCING EACH AVERAGE ARE PREFIXED BY A C.

PRIMARY AVERAGES.

MAXIMUM 8-HOUR RUNNING NONOVERLAPPING AVERAGE CONCENTRATIONS
IN PARTS PER MILLION (PPM),
INCLUDING AMBIENT BACKGROUND CONCENTRATIONS.

Receptor Number	Highest Conc	Highest Ending Day Hr	Highest Calm	Second highest Conc	Second highest Ending Day Hr	Second highest Calm
1	1.20	(238,17)	C 2	1.12	(304,19)	C 2
2	1.10	(238,17)	C 2	1.07	(304,19)	C 2
3	1.12	(304,19)	C 2	1.03	(238,15)	C 2
4	1.17	(304,21)	C 2	1.05	(267,22)	C 0
5	1.17	(304,21)	C 2	1.08	(352,24)	C 2
6	1.15	(304,21)	C 2	1.07	(352,24)	C 2
7	1.12	(304,21)	C 2	1.05	(352,24)	C 2
8	1.17	(304,21)	C 2	1.07	(352,24)	C 2
9	1.13	(304,21)	C 2	1.07	(352,24)	C 2
10	1.17	(304,21)	C 2	1.07	(352,24)	C 2
11	1.13	(304,21)	C 2	1.07	(352,24)	C 2
12	1.10	(352,24)	C 2	1.10	(304,21)	C 2
13	1.18	(304,21)	C 2	1.10	(352,24)	C 2
14	1.15	(304,21)	C 2	1.10	(352,24)	C 2
15	1.10	(304,21)	C 2	1.08	(352,24)	C 2
16	1.10	(304,21)	C 2	1.05	(352,24)	C 2
17	1.08	(304,21)	C 2	1.00	(297,15)	C 1
18	1.12	(304,21)	C 2	1.03	(352,24)	C 2
19	1.08	(304,21)	C 2	1.03	(352,24)	C 2
20	1.03	(352,24)	C 2	1.03	(304,19)	C 2
21	1.03	(352,24)	C 2	1.03	(304,19)	C 2
22	1.08	(304,21)	C 2	1.05	(352,24)	C 2
23	1.08	(304,21)	C 2	1.05	(352,24)	C 2
24	1.08	(304,21)	C 2	1.07	(352,24)	C 2

JOB: HSS FDR Air Quality No-Build/70' Jets RUN: FDR DRIVE BET E 67TH-75TH STS/70' JETS

MAXIMUM 8-HOUR RUNNING NONOVERLAPPING AVERAGE CONCENTRATIONS
IN PARTS PER MILLION (PPM),
INCLUDING AMBIENT BACKGROUND CONCENTRATIONS.

Receptor Number	Highest Conc	Highest Ending Day Hr	Highest Calm	Second highest Conc	Second highest Ending Day Hr	Second highest Calm
25	1.10	(304,21)	C 2	1.08	(352,24)	C 2
26	1.12	(304,21)	C 2	1.08	(352,24)	C 2
27	1.13	(304,21)	C 2	1.13	(267,22)	C 0
28	1.18	(304,21)	C 2	1.11	(267,22)	C 0
29	1.23	(304,21)	C 2	1.15	(267,23)	C 0
30	1.28	(304,19)	C 2	1.28	(267,23)	C 0
31	1.53	(304,19)	C 2	1.43	(252,13)	C 2
32	1.83*	(304,19)	C 2	1.79*	(297,15)	C 1
33	1.73	(238,17)	C 2	1.72	(304,19)	C 2
34	1.58	(238,17)	C 2	1.57	(352,24)	C 2
35	1.43	(27,14)	C 0	1.42	(352,24)	C 2
36	1.32	(352,24)	C 2	1.29	(27,13)	C 0
37	1.23	(352,24)	C 2	1.18	(27,13)	C 0
38	1.12	(352,24)	C 2	1.07	(27,13)	C 0
39	1.03	(352,24)	C 2	.99	(27,13)	C 0
40	1.05	(352,24)	C 2	.97	(304,21)	C 2
41	1.00	(352,24)	C 2	.98	(304,21)	C 2
42	.97	(304,21)	C 2	.97	(352,24)	C 2
43	.93	(352,24)	C 2	.93	(304,21)	C 2
44	.97	(352,24)	C 2	.92	(304,21)	C 2
45	.98	(352,24)	C 2	.97	(304,21)	C 2
46	1.00	(352,24)	C 2	.97	(304,21)	C 2
47	.95	(352,24)	C 2	.93	(304,21)	C 2
48	.95	(352,24)	C 2	.90	(304,21)	C 2
49	.95	(352,24)	C 2	.88	(304,21)	C 2
50	.98	(352,24)	C 2	.92	(304,21)	C 2
51	.98	(352,24)	C 2	.90	(304,21)	C 2
52	.98	(352,24)	C 2	.90	(304,21)	C 2
53	.95	(352,24)	C 2	.93	(304,21)	C 2
54	.97	(304,21)	C 2	.95	(352,24)	C 2
55	.95	(304,21)	C 2	.95	(352,24)	C 2
56	.95	(352,24)	C 2	.87	(304,21)	C 2
57	1.23	(238,17)	C 2	1.21	(11,13)	C 0
58	1.30	(297,15)	C 1	1.27	(304,19)	C 2
59	1.25	(304,19)	C 2	1.21	(297,15)	C 1
60	1.20	(304,19)	C 2	1.13	(297,15)	C 1

FIVE HIGHEST 1-HOUR END-TO-END AVERAGE CONCENTRATIONS IN PARTS PER MILLION
INCLUDING AMBIENT BACKGROUND CONCENTRATIONS.

Rcptr No.	Highest Conc	Highest Ending Day Hr	Highest Calm	Second Highest Conc	Second Highest Ending Day Hr	Second Highest Calm	Third Highest Conc	Third Highest Ending Day Hr	Third Highest Calm	Fourth Highest Conc	Fourth Highest Ending Day Hr	Fourth Highest Calm	Fifth Highest Conc	Fifth Highest Ending Day Hr	Fifth Highest Calm
1	2.10	(192,16)	C 0	2.10	(304,18)	C 0	2.00	(24,17)	C 0	1.90	(108, 7)	C 0	1.90	(11, 8)	C 0

JOB: HSS FDR Air Quality No-Build/70' Jets

RUN: FDR DRIVE BET E 67TH-75TH STS/70' JETS

FIVE HIGHEST 1-HOUR END-TO-END AVERAGE CONCENTRATIONS IN PARTS PER MILLION
INCLUDING AMBIENT BACKGROUND CONCENTRATIONS.

Rcptr	Highest			Second Highest			Third Highest			Fourth Highest			Fifth Highest		
No.	Conc	Ending Day Hr	Calm	Conc	Ending Day Hr	Calm	Conc	Ending Day Hr	Calm	Conc	Ending Day Hr	Calm	Conc	Ending Day Hr	Calm
2	2.30	(24,17)	C 0	2.00	(21, 8)	C 0	2.00	(192,16)	C 0	2.00	(304,18)	C 0	2.00	(308,15)	C 0
3	2.20	(21, 8)	C 0	2.10	(24,17)	C 0	2.10	(304,18)	C 0	2.00	(192,16)	C 0	2.00	(308,15)	C 0
4	2.30	(21, 8)	C 0	2.20	(24,17)	C 0	2.10	(304,18)	C 0	2.00	(192,16)	C 0	2.00	(308,15)	C 0
5	2.30	(21, 8)	C 0	2.10	(304,18)	C 0	2.00	(47,10)	C 0	2.00	(192,16)	C 0	1.90	(24,17)	C 0
6	2.30	(21, 8)	C 0	2.10	(304,18)	C 0	1.90	(24,17)	C 0	1.90	(47,10)	C 0	1.90	(225, 7)	C 0
7	2.20	(21, 8)	C 0	2.00	(304,18)	C 0	1.90	(192,16)	C 0	1.90	(47,10)	C 0	1.80	(225, 7)	C 0
8	2.20	(21, 8)	C 0	2.10	(304,18)	C 0	2.00	(307,21)	C 0	1.90	(47,10)	C 0	1.90	(225, 7)	C 0
9	2.30	(21, 8)	C 0	2.10	(304,18)	C 0	2.00	(307,21)	C 0	1.90	(47,10)	C 0	1.90	(225, 7)	C 0
10	2.20	(21, 8)	C 0	2.10	(304,18)	C 0	2.00	(208,20)	C 0	2.00	(307,21)	C 0	1.90	(47,10)	C 0
11	2.20	(21, 8)	C 0	2.10	(304,18)	C 0	1.90	(225, 7)	C 0	1.90	(307,21)	C 0	1.90	(192,16)	C 0
12	2.10	(21, 8)	C 0	2.00	(304,18)	C 0	1.90	(225, 7)	C 0	1.90	(307,21)	C 0	1.90	(192,16)	C 0
13	2.10	(21, 8)	C 0	2.10	(304,18)	C 0	1.90	(225, 7)	C 0	1.90	(307,21)	C 0	1.90	(192,16)	C 0
14	2.10	(21, 8)	C 0	2.00	(225, 7)	C 0	2.00	(304,18)	C 0	1.90	(47,10)	C 0	1.90	(208,20)	C 0
15	2.20	(21, 8)	C 0	2.00	(225, 7)	C 0	1.90	(47,10)	C 0	1.90	(208,20)	C 0	1.90	(304,18)	C 0
16	2.20	(21, 8)	C 0	2.00	(225, 7)	C 0	1.90	(297,19)	C 0	1.90	(47,10)	C 0	1.90	(208,20)	C 0
17	2.00	(21, 8)	C 0	2.00	(225, 7)	C 0	1.90	(297,19)	C 0	1.90	(208,20)	C 0	1.90	(307,21)	C 0
18	2.10	(21, 8)	C 0	2.00	(208,20)	C 0	2.00	(225, 7)	C 0	1.90	(297,19)	C 0	1.90	(307,21)	C 0
19	2.10	(21, 8)	C 0	2.00	(208,20)	C 0	2.00	(225, 7)	C 0	1.90	(116,21)	C 0	1.90	(297,19)	C 0
20	2.10	(21, 8)	C 0	2.10	(208,20)	C 0	2.10	(225, 7)	C 0	1.90	(116,21)	C 0	1.90	(192,16)	C 0
21	2.10	(21, 8)	C 0	2.10	(208,20)	C 0	2.00	(192,16)	C 0	2.00	(225, 7)	C 0	1.80	(116,21)	C 0
22	2.20	(21, 8)	C 0	2.10	(192,16)	C 0	2.10	(208,20)	C 0	2.00	(225, 7)	C 0	1.90	(116,21)	C 0
23	2.20	(21, 8)	C 0	2.10	(192,16)	C 0	2.00	(225, 7)	C 0	1.90	(307,21)	C 0	1.90	(304,18)	C 0
24	2.20	(21, 8)	C 0	2.10	(192,16)	C 0	2.00	(225, 7)	C 0	1.90	(116,21)	C 0	1.90	(304,18)	C 0
25	2.20	(21, 8)	C 0	2.00	(192,16)	C 0	2.00	(225, 7)	C 0	1.90	(307,21)	C 0	1.90	(304,18)	C 0
26	2.20	(21, 8)	C 0	2.00	(297,19)	C 0	2.00	(307,21)	C 0	2.00	(192,16)	C 0	2.00	(225, 7)	C 0
27	2.20	(21, 8)	C 0	2.10	(304,18)	C 0	2.00	(116,21)	C 0	2.00	(307,21)	C 0	2.00	(192,16)	C 0
28	2.20	(307,21)	C 0	2.20	(21, 8)	C 0	2.10	(192,16)	C 0	2.10	(304,18)	C 0	2.00	(116,21)	C 0
29	2.30	(304,18)	C 0	2.20	(307,21)	C 0	2.20	(21, 8)	C 0	2.10	(116,21)	C 0	2.10	(192,16)	C 0
30	2.50	(304,18)	C 0	2.40	(307,21)	C 0	2.40	(192,16)	C 0	2.20	(293,18)	C 0	2.20	(328,20)	C 0
31	2.90	(304,18)	C 0	2.80	(192,16)	C 0	2.70	(252, 8)	C 0	2.60	(293,18)	C 0	2.60	(307,21)	C 0
32	3.40	(192,16)	C 0	3.30*	(304,18)	C 0	3.30	(252, 8)	C 0	3.30	(293,18)	C 0	3.00	(328,20)	C 0
33	3.10	(192,16)	C 0	3.00	(252, 8)	C 0	3.00	(293,18)	C 0	2.90	(24,17)	C 0	2.90	(304,18)	C 0
34	3.40	(21, 8)	C 0	3.20	(24,17)	C 0	2.90	(47,10)	C 0	2.80	(11, 8)	C 0	2.80	(308,15)	C 0
35	3.50*	(21, 8)	C 0	3.00	(47,10)	C 0	2.80	(24,17)	C 0	2.80	(225, 7)	C 0	2.70	(208,20)	C 0
36	2.90	(21, 8)	C 0	2.70	(225, 7)	C 0	2.60	(208,20)	C 0	2.60	(47,10)	C 0	2.40	(27, 8)	C 0
37	2.40	(21, 8)	C 0	2.40	(208,20)	C 0	2.40	(225, 7)	C 0	2.10	(27, 8)	C 0	2.10	(47,10)	C 0
38	2.40	(225, 7)	C 0	2.20	(21, 8)	C 0	2.20	(208,20)	C 0	2.10	(47,10)	C 0	2.00	(27, 8)	C 0
39	2.20	(21, 8)	C 0	2.20	(208,20)	C 0	2.10	(225, 7)	C 0	1.90	(353,18)	C 0	1.90	(47,10)	C 0
40	2.00	(208,20)	C 0	2.00	(225, 7)	C 0	1.90	(21, 8)	C 0	1.70	(27, 8)	C 0	1.70	(29, 8)	C 0
41	2.00	(225, 7)	C 0	1.90	(208,20)	C 0	1.80	(21, 8)	C 0	1.70	(47,10)	C 0	1.70	(27, 8)	C 0
42	2.00	(21, 8)	C 0	1.90	(208,20)	C 0	1.90	(225, 7)	C 0	1.60	(29, 8)	C 0	1.60	(47,10)	C 0

JOB: HSS FDR Air Quality No-Build/70' Jets

RUN: FDR DRIVE BET E 67TH-75TH STS/70' JETS

FIVE HIGHEST 1-HOUR END-TO-END AVERAGE CONCENTRATIONS IN PARTS PER MILLION
INCLUDING AMBIENT BACKGROUND CONCENTRATIONS.

Rcptr	Highest			Second Highest			Third Highest			Fourth Highest			Fifth Highest		
No.	Conc	Ending Day Hr	Calm	Conc	Ending Day Hr	Calm	Conc	Ending Day Hr	Calm	Conc	Ending Day Hr	Calm	Conc	Ending Day Hr	Calm
43	1.90	(21, 8)	C 0	1.90	(225, 7)	C 0	1.80	(208,20)	C 0	1.70	(192,16)	C 0	1.60	(47,10)	C 0
44	1.90	(21, 8)	C 0	1.80	(225, 7)	C 0	1.70	(47,10)	C 0	1.70	(208,20)	C 0	1.70	(192,16)	C 0
45	2.00	(21, 8)	C 0	1.80	(192,16)	C 0	1.80	(208,20)	C 0	1.80	(225, 7)	C 0	1.70	(47,10)	C 0
46	1.90	(21, 8)	C 0	1.80	(47,10)	C 0	1.80	(192,16)	C 0	1.80	(208,20)	C 0	1.80	(225, 7)	C 0
47	1.80	(21, 8)	C 0	1.80	(208,20)	C 0	1.70	(47,10)	C 0	1.70	(192,16)	C 0	1.70	(225, 7)	C 0
48	1.80	(21, 8)	C 0	1.80	(208,20)	C 0	1.70	(47,10)	C 0	1.70	(192,16)	C 0	1.70	(225, 7)	C 0
49	1.80	(208,20)	C 0	1.70	(21, 8)	C 0	1.70	(225, 7)	C 0	1.60	(307,21)	C 0	1.60	(47,10)	C 0
50	1.80	(21, 8)	C 0	1.80	(225, 7)	C 0	1.70	(208,20)	C 0	1.60	(47,10)	C 0	1.60	(192,16)	C 0
51	1.80	(21, 8)	C 0	1.80	(225, 7)	C 0	1.70	(208,20)	C 0	1.60	(27, 8)	C 0	1.60	(47,10)	C 0
52	1.80	(21, 8)	C 0	1.80	(304,18)	C 0	1.70	(208,20)	C 0	1.60	(192,16)	C 0	1.60	(27, 8)	C 0
53	1.80	(304,18)	C 0	1.70	(21, 8)	C 0	1.60	(27, 8)	C 0	1.60	(47,10)	C 0	1.60	(208,20)	C 0
54	1.80	(21, 8)	C 0	1.80	(304,18)	C 0	1.70	(208,20)	C 0	1.70	(225, 7)	C 0	1.60	(27, 8)	C 0
55	1.80	(21, 8)	C 0	1.80	(304,18)	C 0	1.70	(192,16)	C 0	1.70	(208,20)	C 0	1.70	(225, 7)	C 0
56	1.80	(21, 8)	C 0	1.70	(208,20)	C 0	1.70	(225, 7)	C 0	1.60	(47,10)	C 0	1.60	(304,18)	C 0
57	2.30	(192,16)	C 0	2.20	(11, 8)	C 0	2.00	(108, 7)	C 0	2.00	(286,19)	C 0	2.00	(304,18)	C 0
58	2.40	(192,16)	C 0	2.10	(304,18)	C 0	2.10	(11, 8)	C 0	2.10	(286,19)	C 0	2.10	(344,17)	C 0
59	2.30	(192,16)	C 0	2.20	(252, 8)	C 0	2.10	(293,18)	C 0	2.10	(304,18)	C 0	2.10	(344,17)	C 0
60	2.30	(304,18)	C 0	2.20	(192,16)	C 0	2.20	(252, 8)	C 0	2.10	(293,18)	C 0	2.10	(328,20)	C 0

MAXIMUM 8-HOUR AVERAGED LINK CONTRIBUTIONS
IN PARTS PER MILLION (PPM)
INCLUDING AMBIENT BACKGROUND CONCENTRATIONS.

Rcptr No.	Total Conc	Ending Day Hr	Ambient Backgnd	Total Link	Link +1	Link +2	Link +3	Link +4	Link +5	Link +6	Link +7	Link +8	Link +9	Link +10
1	1.20	(238,17)	.00	1.20	.25	.27	.00	.00	.00	.00	.13	.18	.00	.00
			Links	10+	.00	.37	.00	.00	.00	.00	.00	.00	.00	.00
2	1.10	(238,17)	.00	1.10	.03	.57	.00	.00	.00	.00	.25	.07	.00	.00
			Links	10+	.00	.18	.00	.00	.00	.00	.00	.00	.00	.00
3	1.12	(304,19)	.00	1.12	.00	.70	.02	.00	.00	.02	.37	.00	.00	.02
			Links	10+	.00	.00	.00	.00	.00	.00	.00	.00	.00	.00
4	1.17	(304,21)	.00	1.17	.07	.68	.02	.00	.00	.02	.30	.03	.00	.02
			Links	10+	.00	.03	.00	.00	.00	.00	.00	.00	.00	.00
5	1.17	(304,21)	.00	1.17	.05	.70	.02	.00	.00	.02	.30	.03	.00	.02
			Links	10+	.00	.03	.00	.00	.00	.00	.00	.00	.00	.00
6	1.15	(304,21)	.00	1.15	.03	.68	.02	.00	.00	.02	.32	.03	.00	.02
			Links	10+	.00	.03	.00	.00	.00	.00	.00	.00	.00	.00
7	1.12	(304,21)	.00	1.12	.03	.67	.02	.00	.00	.02	.30	.03	.00	.02
			Links	10+	.00	.03	.00	.00	.00	.00	.00	.00	.00	.00

JOB: HSS FDR Air Quality No-Build/70' Jets

RUN: FDR DRIVE BET E 67TH-75TH STS/70' JETS

LINK CONTRIBUTION TABLES

MAXIMUM 8-HOUR AVERAGED LINK CONTRIBUTIONS
IN PARTS PER MILLION (PPM)
INCLUDING AMBIENT BACKGROUND CONCENTRATIONS.

Rcptr No.	Total Conc	Ending Day Hr	Ambient Backgnd	Total Link	Link +1	Link +2	Link +3	Link +4	Link +5	Link +6	Link +7	Link +8	Link +9	Link +10
8	1.17	(304,21)	.00	1.17	.02	.73	.02	.00	.00	.02	.32	.03	.00	.02
			Links 10+		.00	.02	.00	.00	.00	.00	.00	.00	.00	.00
9	1.13	(304,21)	.00	1.13	.02	.70	.02	.00	.00	.02	.33	.02	.00	.02
			Links 10+		.00	.02	.00	.00	.00	.00	.00	.00	.00	.00
10	1.17	(304,21)	.00	1.17	.02	.73	.02	.00	.00	.02	.33	.02	.00	.02
			Links 10+		.00	.02	.00	.00	.00	.00	.00	.00	.00	.00
11	1.13	(304,21)	.00	1.13	.02	.70	.02	.00	.00	.02	.33	.02	.00	.02
			Links 10+		.00	.02	.00	.00	.00	.00	.00	.00	.00	.00
12	1.10	(352,24)	.00	1.10	.05	.68	.00	.00	.00	.00	.27	.05	.00	.00
			Links 10+		.00	.05	.00	.00	.00	.00	.00	.00	.00	.00
13	1.18	(304,21)	.00	1.18	.02	.73	.02	.00	.00	.02	.35	.02	.00	.02
			Links 10+		.00	.02	.00	.00	.00	.00	.00	.00	.00	.00
14	1.15	(304,21)	.00	1.15	.02	.72	.02	.00	.00	.02	.33	.02	.00	.02
			Links 10+		.00	.02	.00	.00	.00	.00	.00	.00	.00	.00
15	1.10	(304,21)	.00	1.10	.02	.70	.02	.00	.00	.02	.30	.02	.00	.02
			Links 10+		.00	.02	.00	.00	.00	.00	.00	.00	.00	.00
16	1.10	(304,21)	.00	1.10	.02	.70	.02	.00	.00	.02	.30	.02	.00	.02
			Links 10+		.00	.02	.00	.00	.00	.00	.00	.00	.00	.00
17	1.08	(304,21)	.00	1.08	.00	.70	.02	.00	.00	.02	.30	.02	.00	.00
			Links 10+		.02	.02	.00	.00	.00	.00	.00	.00	.00	.00
18	1.12	(304,21)	.00	1.12	.00	.73	.02	.00	.00	.02	.32	.02	.00	.00
			Links 10+		.02	.00	.00	.00	.00	.00	.00	.00	.00	.00
19	1.08	(304,21)	.00	1.08	.00	.70	.02	.00	.00	.02	.32	.02	.00	.00
			Links 10+		.02	.00	.00	.00	.00	.00	.00	.00	.00	.00
20	1.03	(352,24)	.00	1.03	.00	.72	.00	.00	.00	.00	.32	.00	.00	.00
			Links 10+		.00	.00	.00	.00	.00	.00	.00	.00	.00	.00
21	1.03	(352,24)	.00	1.03	.00	.72	.00	.00	.00	.00	.32	.00	.00	.00
			Links 10+		.00	.00	.00	.00	.00	.00	.00	.00	.00	.00
22	1.08	(304,21)	.00	1.08	.00	.70	.03	.00	.02	.03	.28	.00	.00	.00
			Links 10+		.02	.00	.00	.00	.00	.00	.00	.00	.00	.00
23	1.08	(304,21)	.00	1.08	.00	.70	.03	.00	.02	.05	.27	.00	.00	.00
			Links 10+		.02	.00	.00	.00	.00	.00	.00	.00	.00	.00
24	1.08	(304,21)	.00	1.08	.00	.68	.03	.00	.02	.05	.28	.00	.00	.00
			Links 10+		.02	.00	.00	.00	.00	.00	.00	.00	.00	.00
25	1.10	(304,21)	.00	1.10	.00	.68	.03	.00	.02	.05	.27	.00	.00	.00
			Links 10+		.05	.00	.00	.00	.00	.00	.00	.00	.00	.00
26	1.12	(304,21)	.00	1.12	.00	.67	.07	.00	.02	.05	.27	.00	.00	.00
			Links 10+		.05	.00	.00	.00	.00	.00	.00	.00	.00	.00

JOB: HSS FDR Air Quality No-Build/70' Jets

RUN: FDR DRIVE BET E 67TH-75TH STS/70' JETS

LINK CONTRIBUTION TABLES

MAXIMUM 8-HOUR AVERAGED LINK CONTRIBUTIONS
IN PARTS PER MILLION (PPM)
INCLUDING AMBIENT BACKGROUND CONCENTRATIONS.

Rcptr No.	Total Conc	Ending Day Hr	Ambient Backgnd	Total Link	Link +1	Link +2	Link +3	Link +4	Link +5	Link +6	Link +7	Link +8	Link +9	Link +10
27	1.13	(304,21)	.00	1.13	.00	.67	.07	.02	.02	.07	.23	.00	.02	.00
			Links	10+	.05	.00	.00	.00	.00	.00	.00	.00	.00	.00
28	1.18	(304,21)	.00	1.18	.00	.63	.08	.02	.02	.10	.22	.00	.02	.00
			Links	10+	.10	.00	.00	.00	.00	.00	.00	.00	.00	.00
29	1.23	(304,21)	.00	1.23	.00	.60	.12	.02	.02	.13	.18	.00	.02	.00
			Links	10+	.15	.00	.00	.00	.00	.00	.00	.00	.00	.00
30	1.28	(304,19)	.00	1.28	.00	.45	.20	.02	.02	.20	.10	.00	.02	.00
			Links	10+	.28	.00	.00	.00	.00	.00	.00	.00	.00	.00
31	1.53	(304,19)	.00	1.53	.00	.27	.33	.02	.02	.23	.05	.00	.03	.00
			Links	10+	.58	.00	.00	.00	.00	.00	.00	.00	.00	.00
32	1.83	(304,19)	.00	1.83	.00	.00	.57	.02	.02	.27	.00	.00	.03	.00
			Links	10+	.93	.00	.00	.00	.00	.00	.00	.00	.00	.00
33	1.73	(238,17)	.00	1.73	.00	.02	.45	.00	.00	.23	.05	.00	.00	.00
			Links	10+	.98	.00	.00	.00	.00	.00	.00	.00	.00	.00
34	1.58	(238,17)	.00	1.58	.00	.00	.45	.00	.00	.27	.02	.00	.00	.00
			Links	10+	.85	.00	.00	.00	.00	.00	.00	.00	.00	.00
35	1.43	(27,14)	.00	1.43	.00	.24	.31	.00	.00	.04	.26	.00	.00	.00
			Links	10+	.58	.00	.00	.00	.00	.00	.00	.00	.00	.00
36	1.32	(352,24)	.00	1.32	.00	.22	.43	.00	.00	.10	.18	.00	.02	.00
			Links	10+	.37	.00	.00	.00	.00	.00	.00	.00	.00	.00
37	1.23	(352,24)	.00	1.23	.00	.18	.47	.00	.00	.13	.17	.00	.02	.00
			Links	10+	.27	.00	.00	.00	.00	.00	.00	.00	.00	.00
38	1.12	(352,24)	.00	1.12	.00	.15	.48	.00	.00	.15	.15	.00	.02	.00
			Links	10+	.17	.00	.00	.00	.00	.00	.00	.00	.00	.00
39	1.03	(352,24)	.00	1.03	.00	.12	.48	.00	.00	.15	.13	.00	.02	.00
			Links	10+	.13	.00	.00	.00	.00	.00	.00	.00	.00	.00
40	1.05	(352,24)	.00	1.05	.00	.12	.52	.00	.00	.15	.13	.00	.02	.00
			Links	10+	.12	.00	.00	.00	.00	.00	.00	.00	.00	.00
41	1.00	(352,24)	.00	1.00	.00	.10	.52	.00	.00	.18	.12	.00	.02	.00
			Links	10+	.07	.00	.00	.00	.00	.00	.00	.00	.00	.00
42	.97	(304,21)	.00	.97	.00	.03	.58	.02	.02	.23	.03	.00	.03	.00
			Links	10+	.02	.00	.00	.00	.00	.00	.00	.00	.00	.00
43	.93	(352,24)	.00	.93	.00	.07	.52	.00	.00	.20	.07	.00	.02	.00
			Links	10+	.07	.00	.00	.00	.00	.00	.00	.00	.00	.00
44	.97	(352,24)	.00	.97	.00	.07	.55	.00	.00	.22	.07	.00	.02	.00
			Links	10+	.05	.00	.00	.00	.00	.00	.00	.00	.00	.00
45	.98	(352,24)	.00	.98	.00	.07	.57	.00	.00	.22	.07	.00	.02	.00
			Links	10+	.05	.00	.00	.00	.00	.00	.00	.00	.00	.00

JOB: HSS FDR Air Quality No-Build/70' Jets

RUN: FDR DRIVE BET E 67TH-75TH STS/70' JETS

LINK CONTRIBUTION TABLES

MAXIMUM 8-HOUR AVERAGED LINK CONTRIBUTIONS
IN PARTS PER MILLION (PPM)
INCLUDING AMBIENT BACKGROUND CONCENTRATIONS.

Rcptr No.	Total Conc	Ending Day Hr	Ambient Backgnd	Total Link	Link +1	Link +2	Link +3	Link +4	Link +5	Link +6	Link +7	Link +8	Link +9	Link +10
46	1.00	(352,24)	.00	1.00	.00	.07	.57	.00	.00	.23	.07	.00	.02	.00
			Links	10+	.05	.00	.00	.00	.00	.00	.00	.00	.00	.00
47	.95	(352,24)	.00	.95	.00	.07	.57	.00	.00	.23	.07	.00	.02	.00
			Links	10+	.00	.00	.00	.00	.00	.00	.00	.00	.00	.00
48	.95	(352,24)	.00	.95	.00	.07	.57	.00	.00	.23	.07	.00	.02	.00
			Links	10+	.00	.00	.00	.00	.00	.00	.00	.00	.00	.00
49	.95	(352,24)	.00	.95	.00	.07	.57	.00	.00	.23	.07	.00	.02	.00
			Links	10+	.00	.00	.00	.00	.00	.00	.00	.00	.00	.00
50	.98	(352,24)	.00	.98	.00	.07	.58	.00	.00	.25	.07	.00	.02	.00
			Links	10+	.00	.00	.00	.00	.00	.00	.00	.00	.00	.00
51	.98	(352,24)	.00	.98	.00	.07	.58	.00	.00	.25	.07	.00	.02	.00
			Links	10+	.00	.00	.00	.00	.00	.00	.00	.00	.00	.00
52	.98	(352,24)	.00	.98	.00	.07	.58	.00	.00	.25	.07	.00	.02	.00
			Links	10+	.00	.00	.00	.00	.00	.00	.00	.00	.00	.00
53	.95	(352,24)	.00	.95	.00	.05	.58	.00	.00	.25	.05	.00	.02	.00
			Links	10+	.00	.00	.00	.00	.00	.00	.00	.00	.00	.00
54	.97	(304,21)	.00	.97	.00	.02	.45	.18	.18	.12	.02	.00	.00	.00
			Links	10+	.00	.00	.00	.00	.00	.00	.00	.00	.00	.00
55	.95	(304,21)	.00	.95	.00	.02	.35	.27	.23	.07	.02	.00	.00	.00
			Links	10+	.00	.00	.00	.00	.00	.00	.00	.00	.00	.00
56	.95	(352,24)	.00	.95	.00	.05	.48	.10	.08	.18	.05	.00	.00	.00
			Links	10+	.00	.00	.00	.00	.00	.00	.00	.00	.00	.00
57	1.23	(238,17)	.00	1.23	.42	.07	.00	.00	.00	.00	.07	.23	.00	.00
			Links	10+	.00	.45	.00	.00	.00	.00	.00	.00	.00	.00
58	1.30	(297,15)	.00	1.30	.41	.11	.00	.00	.00	.00	.19	.19	.00	.00
			Links	10+	.00	.40	.00	.00	.00	.00	.00	.00	.00	.00
59	1.25	(304,19)	.00	1.25	.43	.15	.00	.00	.00	.00	.17	.17	.00	.00
			Links	10+	.00	.33	.00	.00	.00	.00	.00	.00	.00	.00
60	1.20	(304,19)	.00	1.20	.47	.12	.00	.00	.00	.00	.12	.22	.00	.00
			Links	10+	.00	.28	.00	.00	.00	.00	.00	.00	.00	.00

JOB: HSS FDR Air Quality No-Build/70' Jets

RUN: FDR DRIVE BET E 67TH-75TH STS/70' JETS

LINK CONTRIBUTION TABLES

SECOND HIGHEST 8-HOUR AVERAGED LINK CONTRIBUTIONS
IN PARTS PER MILLION (PPM)
INCLUDING AMBIENT BACKGROUND CONCENTRATIONS.

Rcptr No.	Total Conc	Ending Day Hr	Ambient Backgnd	Total Link	Link +1	Link +2	Link +3	Link +4	Link +5	Link +6	Link +7	Link +8	Link +9	Link +10
1	1.12	(304,19)	.00	1.12	.02	.67	.00	.00	.00	.00	.37	.02	.00	.02
				Links 10+	.00	.03	.00	.00	.00	.00	.00	.00	.00	.00
2	1.07	(304,19)	.00	1.07	.00	.68	.00	.00	.00	.00	.37	.00	.00	.02
				Links 10+	.00	.00	.00	.00	.00	.00	.00	.00	.00	.00
3	1.03	(238,15)	.00	1.03	.00	.63	.00	.00	.00	.00	.35	.02	.00	.00
				Links 10+	.00	.03	.00	.00	.00	.00	.00	.00	.00	.00
4	1.05	(267,22)	.00	1.05	.00	.73	.01	.00	.00	.00	.31	.00	.00	.00
				Links 10+	.00	.00	.00	.00	.00	.00	.00	.00	.00	.00
5	1.08	(352,24)	.00	1.08	.13	.53	.00	.00	.00	.00	.15	.15	.00	.00
				Links 10+	.00	.12	.00	.00	.00	.00	.00	.00	.00	.00
6	1.07	(352,24)	.00	1.07	.12	.57	.00	.00	.00	.00	.17	.12	.00	.00
				Links 10+	.00	.10	.00	.00	.00	.00	.00	.00	.00	.00
7	1.05	(352,24)	.00	1.05	.08	.58	.00	.00	.00	.00	.20	.10	.00	.00
				Links 10+	.00	.08	.00	.00	.00	.00	.00	.00	.00	.00
8	1.07	(352,24)	.00	1.07	.07	.63	.00	.00	.00	.00	.22	.08	.00	.00
				Links 10+	.00	.07	.00	.00	.00	.00	.00	.00	.00	.00
9	1.07	(352,24)	.00	1.07	.07	.63	.00	.00	.00	.00	.22	.08	.00	.00
				Links 10+	.00	.07	.00	.00	.00	.00	.00	.00	.00	.00
10	1.07	(352,24)	.00	1.07	.07	.65	.00	.00	.00	.00	.23	.07	.00	.00
				Links 10+	.00	.05	.00	.00	.00	.00	.00	.00	.00	.00
11	1.07	(352,24)	.00	1.07	.05	.67	.00	.00	.00	.00	.25	.05	.00	.00
				Links 10+	.00	.05	.00	.00	.00	.00	.00	.00	.00	.00
12	1.10	(304,21)	.00	1.10	.02	.68	.02	.00	.00	.02	.32	.02	.00	.02
				Links 10+	.00	.02	.00	.00	.00	.00	.00	.00	.00	.00
13	1.10	(352,24)	.00	1.10	.05	.68	.00	.00	.00	.00	.28	.05	.00	.00
				Links 10+	.00	.03	.00	.00	.00	.00	.00	.00	.00	.00
14	1.10	(352,24)	.00	1.10	.03	.68	.00	.00	.00	.00	.30	.05	.00	.00
				Links 10+	.00	.03	.00	.00	.00	.00	.00	.00	.00	.00
15	1.08	(352,24)	.00	1.08	.02	.68	.00	.00	.00	.00	.30	.05	.00	.00
				Links 10+	.00	.03	.00	.00	.00	.00	.00	.00	.00	.00
16	1.05	(352,24)	.00	1.05	.00	.68	.00	.00	.00	.00	.30	.05	.00	.00
				Links 10+	.00	.02	.00	.00	.00	.00	.00	.00	.00	.00
17	1.00	(297,15)	.00	1.00	.00	.63	.00	.00	.00	.00	.37	.00	.00	.00
				Links 10+	.00	.00	.00	.00	.00	.00	.00	.00	.00	.00
18	1.03	(352,24)	.00	1.03	.00	.72	.00	.00	.00	.00	.32	.00	.00	.00
				Links 10+	.00	.00	.00	.00	.00	.00	.00	.00	.00	.00
19	1.03	(352,24)	.00	1.03	.00	.72	.00	.00	.00	.00	.32	.00	.00	.00
				Links 10+	.00	.00	.00	.00	.00	.00	.00	.00	.00	.00

DATE : 7/21/ 8
TIME : 15:28: 8

JOB: HSS FDR Air Quality No-Build/70' Jets

RUN: FDR DRIVE BET E 67TH-75TH STS/70' JETS

LINK CONTRIBUTION TABLES

SECOND HIGHEST 8-HOUR AVERAGED LINK CONTRIBUTIONS
IN PARTS PER MILLION (PPM)
INCLUDING AMBIENT BACKGROUND CONCENTRATIONS.

Rcptr No.	Total Conc	Ending Day Hr	Ambient Backgnd	Total Link	Link +1	Link +2	Link +3	Link +4	Link +5	Link +6	Link +7	Link +8	Link +9	Link +10
20	1.03	(304,19)	.00	1.03	.00	.65	.02	.00	.00	.02	.33	.00	.00	.00
				Links 10+	.02	.00	.00	.00	.00	.00	.00	.00	.00	.00
21	1.03	(304,19)	.00	1.03	.00	.65	.02	.00	.00	.02	.33	.00	.00	.00
				Links 10+	.02	.00	.00	.00	.00	.00	.00	.00	.00	.00
22	1.05	(352,24)	.00	1.05	.00	.73	.00	.00	.00	.00	.32	.00	.00	.00
				Links 10+	.00	.00	.00	.00	.00	.00	.00	.00	.00	.00
23	1.05	(352,24)	.00	1.05	.00	.73	.00	.00	.00	.00	.32	.00	.00	.00
				Links 10+	.00	.00	.00	.00	.00	.00	.00	.00	.00	.00
24	1.07	(352,24)	.00	1.07	.00	.75	.00	.00	.00	.00	.32	.00	.00	.00
				Links 10+	.00	.00	.00	.00	.00	.00	.00	.00	.00	.00
25	1.08	(352,24)	.00	1.08	.00	.73	.00	.00	.00	.00	.35	.00	.00	.00
				Links 10+	.00	.00	.00	.00	.00	.00	.00	.00	.00	.00
26	1.08	(352,24)	.00	1.08	.00	.73	.00	.00	.00	.00	.35	.00	.00	.00
				Links 10+	.00	.00	.00	.00	.00	.00	.00	.00	.00	.00
27	1.13	(267,22)	.00	1.13	.00	.54	.14	.01	.01	.16	.14	.00	.00	.00
				Links 10+	.13	.00	.00	.00	.00	.00	.00	.00	.00	.00
28	1.11	(267,22)	.00	1.11	.00	.48	.17	.01	.01	.16	.10	.00	.00	.00
				Links 10+	.18	.00	.00	.00	.00	.00	.00	.00	.00	.00
29	1.15	(267,23)	.00	1.15	.00	.39	.24	.01	.01	.19	.03	.00	.01	.00
				Links 10+	.28	.00	.00	.00	.00	.00	.00	.00	.00	.00
30	1.28	(267,23)	.00	1.27	.00	.26	.33	.01	.03	.23	.00	.00	.01	.00
				Links 10+	.41	.00	.00	.00	.00	.00	.00	.00	.00	.00
31	1.43	(252,13)	.00	1.43	.00	.27	.27	.00	.00	.23	.07	.00	.03	.00
				Links 10+	.57	.00	.00	.00	.00	.00	.00	.00	.00	.00
32	1.79	(297,15)	.00	1.79	.00	.03	.47	.00	.00	.27	.03	.00	.01	.00
				Links 10+	.97	.00	.00	.00	.00	.00	.00	.00	.00	.00
33	1.72	(304,19)	.00	1.72	.00	.00	.57	.02	.02	.28	.00	.00	.03	.00
				Links 10+	.80	.00	.00	.00	.00	.00	.00	.00	.00	.00
34	1.57	(352,24)	.00	1.57	.00	.33	.32	.00	.00	.07	.23	.00	.02	.00
				Links 10+	.60	.00	.00	.00	.00	.00	.00	.00	.00	.00
35	1.42	(352,24)	.00	1.42	.00	.25	.38	.00	.00	.08	.20	.00	.02	.00
				Links 10+	.48	.00	.00	.00	.00	.00	.00	.00	.00	.00
36	1.29	(27,13)	.00	1.29	.00	.23	.34	.00	.00	.08	.24	.00	.00	.00
				Links 10+	.41	.00	.00	.00	.00	.00	.00	.00	.00	.00
37	1.18	(27,13)	.00	1.18	.00	.19	.39	.00	.00	.10	.21	.00	.00	.00
				Links 10+	.29	.00	.00	.00	.00	.00	.00	.00	.00	.00
38	1.07	(27,13)	.00	1.08	.00	.15	.40	.00	.00	.13	.20	.00	.00	.00
				Links 10+	.20	.00	.00	.00	.00	.00	.00	.00	.00	.00

JOB: HSS FDR Air Quality No-Build/70' Jets

RUN: FDR DRIVE BET E 67TH-75TH STS/70' JETS

LINK CONTRIBUTION TABLES

SECOND HIGHEST 8-HOUR AVERAGED LINK CONTRIBUTIONS
IN PARTS PER MILLION (PPM)
INCLUDING AMBIENT BACKGROUND CONCENTRATIONS.

Rcptr No.	Total Conc	Ending Day Hr	Ambient Backgnd	Total Link	Link +1	Link +2	Link +3	Link +4	Link +5	Link +6	Link +7	Link +8	Link +9	Link +10
39	.99	(27,13)	.00	.99	.00	.11	.41	.00	.00	.14	.16	.00	.00	.00
			Links	10+	.16	.00	.00	.00	.00	.00	.00	.00	.00	.00
40	.97	(304,21)	.00	.97	.00	.03	.57	.02	.02	.23	.03	.00	.03	.00
			Links	10+	.03	.00	.00	.00	.00	.00	.00	.00	.00	.00
41	.98	(304,21)	.00	.98	.00	.03	.57	.02	.02	.25	.03	.00	.03	.00
			Links	10+	.03	.00	.00	.00	.00	.00	.00	.00	.00	.00
42	.97	(352,24)	.00	.97	.00	.08	.52	.00	.00	.18	.10	.00	.02	.00
			Links	10+	.07	.00	.00	.00	.00	.00	.00	.00	.00	.00
43	.93	(304,21)	.00	.93	.00	.03	.55	.02	.02	.23	.03	.00	.03	.00
			Links	10+	.02	.00	.00	.00	.00	.00	.00	.00	.00	.00
44	.92	(304,21)	.00	.92	.00	.02	.57	.02	.02	.22	.03	.00	.03	.00
			Links	10+	.02	.00	.00	.00	.00	.00	.00	.00	.00	.00
45	.97	(304,21)	.00	.97	.00	.02	.58	.02	.05	.23	.02	.00	.03	.00
			Links	10+	.02	.00	.00	.00	.00	.00	.00	.00	.00	.00
46	.97	(304,21)	.00	.97	.00	.02	.57	.03	.05	.23	.02	.00	.03	.00
			Links	10+	.02	.00	.00	.00	.00	.00	.00	.00	.00	.00
47	.93	(304,21)	.00	.93	.00	.02	.55	.03	.05	.22	.02	.00	.03	.00
			Links	10+	.02	.00	.00	.00	.00	.00	.00	.00	.00	.00
48	.90	(304,21)	.00	.90	.00	.02	.53	.03	.05	.20	.02	.00	.03	.00
			Links	10+	.02	.00	.00	.00	.00	.00	.00	.00	.00	.00
49	.88	(304,21)	.00	.88	.00	.02	.52	.05	.05	.20	.02	.00	.03	.00
			Links	10+	.00	.00	.00	.00	.00	.00	.00	.00	.00	.00
50	.92	(304,21)	.00	.92	.00	.02	.53	.05	.07	.22	.02	.00	.02	.00
			Links	10+	.00	.00	.00	.00	.00	.00	.00	.00	.00	.00
51	.90	(304,21)	.00	.90	.00	.02	.52	.07	.10	.18	.02	.00	.00	.00
			Links	10+	.00	.00	.00	.00	.00	.00	.00	.00	.00	.00
52	.90	(304,21)	.00	.90	.00	.02	.50	.08	.12	.17	.02	.00	.00	.00
			Links	10+	.00	.00	.00	.00	.00	.00	.00	.00	.00	.00
53	.93	(304,21)	.00	.93	.00	.02	.47	.13	.15	.15	.02	.00	.00	.00
			Links	10+	.00	.00	.00	.00	.00	.00	.00	.00	.00	.00
54	.95	(352,24)	.00	.95	.00	.05	.58	.00	.02	.25	.05	.00	.00	.00
			Links	10+	.00	.00	.00	.00	.00	.00	.00	.00	.00	.00
55	.95	(352,24)	.00	.95	.00	.05	.57	.02	.05	.22	.05	.00	.00	.00
			Links	10+	.00	.00	.00	.00	.00	.00	.00	.00	.00	.00
56	.87	(304,21)	.00	.87	.00	.02	.15	.40	.23	.05	.02	.00	.00	.00
			Links	10+	.00	.00	.00	.00	.00	.00	.00	.00	.00	.00
57	1.21	(11,13)	.00	1.21	.35	.08	.00	.00	.00	.00	.04	.24	.00	.00
			Links	10+	.00	.51	.00	.00	.00	.00	.00	.00	.00	.00

JOB: HSS FDR Air Quality No-Build/70' Jets

RUN: FDR DRIVE BET E 67TH-75TH STS/70' JETS

LINK CONTRIBUTION TABLES

SECOND HIGHEST 8-HOUR AVERAGED LINK CONTRIBUTIONS
IN PARTS PER MILLION (PPM)
INCLUDING AMBIENT BACKGROUND CONCENTRATIONS.

Rcptr No.	Total Conc	Ending Day Hr	Ambient Backgnd	Total Link	Link +1	Link +2	Link +3	Link +4	Link +5	Link +6	Link +7	Link +8	Link +9	Link +10
58	1.27	(304,19)	.00	1.27	.40	.22	.00	.00	.00	.00	.25	.12	.00	.02
			Links	10+	.00	.27	.00	.00	.00	.00	.00	.00	.00	.00
59	1.21	(297,15)	.00	1.21	.43	.06	.00	.00	.00	.00	.10	.26	.00	.00
			Links	10+	.00	.37	.00	.00	.00	.00	.00	.00	.00	.00
60	1.13	(297,15)	.00	1.13	.44	.06	.00	.00	.00	.00	.07	.27	.00	.00
			Links	10+	.00	.29	.00	.00	.00	.00	.00	.00	.00	.00

MAXIMUM 1-HOUR AVERAGED LINK CONTRIBUTIONS
IN PARTS PER MILLION (PPM)
INCLUDING AMBIENT BACKGROUND CONCENTRATIONS.

Rcptr No.	Total Conc	Ending Day Hr	Ambient Backgnd	Total Link	Link +1	Link +2	Link +3	Link +4	Link +5	Link +6	Link +7	Link +8	Link +9	Link +10
1	2.10	(192,16)	.00	2.10	.20	1.10	.00	.00	.00	.00	.60	.10	.00	.00
			Links	10+	.00	.10	.00	.00	.00	.00	.00	.00	.00	.00
2	2.30	(24,17)	.00	2.30	.40	.60	.00	.00	.00	.00	.00	.50	.00	.00
			Links	10+	.00	.80	.00	.00	.00	.00	.00	.00	.00	.00
3	2.20	(21, 8)	.00	2.20	.50	.70	.00	.00	.00	.00	.00	.50	.00	.00
			Links	10+	.00	.50	.00	.00	.00	.00	.00	.00	.00	.00
4	2.30	(21, 8)	.00	2.30	.30	1.00	.00	.00	.00	.00	.10	.40	.00	.00
			Links	10+	.00	.50	.00	.00	.00	.00	.00	.00	.00	.00
5	2.30	(21, 8)	.00	2.30	.20	1.10	.00	.00	.00	.00	.20	.40	.00	.00
			Links	10+	.00	.40	.00	.00	.00	.00	.00	.00	.00	.00
6	2.30	(21, 8)	.00	2.30	.20	1.10	.00	.00	.00	.00	.30	.30	.00	.00
			Links	10+	.00	.40	.00	.00	.00	.00	.00	.00	.00	.00
7	2.20	(21, 8)	.00	2.20	.10	1.20	.00	.00	.00	.00	.40	.20	.00	.00
			Links	10+	.00	.30	.00	.00	.00	.00	.00	.00	.00	.00
8	2.20	(21, 8)	.00	2.20	.10	1.20	.00	.00	.00	.00	.50	.20	.00	.00
			Links	10+	.00	.20	.00	.00	.00	.00	.00	.00	.00	.00
9	2.30	(21, 8)	.00	2.30	.10	1.30	.00	.00	.00	.00	.50	.20	.00	.00
			Links	10+	.00	.20	.00	.00	.00	.00	.00	.00	.00	.00
10	2.20	(21, 8)	.00	2.20	.10	1.30	.00	.00	.00	.00	.60	.10	.00	.00
			Links	10+	.00	.10	.00	.00	.00	.00	.00	.00	.00	.00
11	2.20	(21, 8)	.00	2.20	.10	1.30	.00	.00	.00	.00	.60	.10	.00	.00
			Links	10+	.00	.10	.00	.00	.00	.00	.00	.00	.00	.00
12	2.10	(21, 8)	.00	2.10	.00	1.30	.00	.00	.00	.00	.60	.10	.00	.00
			Links	10+	.00	.10	.00	.00	.00	.00	.00	.00	.00	.00

JOB: HSS FDR Air Quality No-Build/70' Jets

RUN: FDR DRIVE BET E 67TH-75TH STS/70' JETS

LINK CONTRIBUTION TABLES

MAXIMUM 1-HOUR AVERAGED LINK CONTRIBUTIONS
IN PARTS PER MILLION (PPM)
INCLUDING AMBIENT BACKGROUND CONCENTRATIONS.

Rcptr No.	Total Conc	Ending Day Hr	Ambient Backgnd	Total Link	Link +1	Link +2	Link +3	Link +4	Link +5	Link +6	Link +7	Link +8	Link +9	Link +10
13	2.10	(21, 8)	.00	2.10	.00	1.30	.00	.00	.00	.00	.60	.10	.00	.00
				Links 10+	.00	.10	.00	.00	.00	.00	.00	.00	.00	.00
14	2.10	(21, 8)	.00	2.10	.00	1.30	.00	.00	.00	.00	.60	.10	.00	.00
				Links 10+	.00	.10	.00	.00	.00	.00	.00	.00	.00	.00
15	2.20	(21, 8)	.00	2.20	.00	1.30	.00	.00	.00	.00	.70	.10	.00	.00
				Links 10+	.00	.10	.00	.00	.00	.00	.00	.00	.00	.00
16	2.20	(21, 8)	.00	2.20	.00	1.30	.00	.00	.00	.00	.70	.10	.00	.00
				Links 10+	.00	.10	.00	.00	.00	.00	.00	.00	.00	.00
17	2.00	(21, 8)	.00	2.00	.00	1.30	.00	.00	.00	.00	.70	.00	.00	.00
				Links 10+	.00	.00	.00	.00	.00	.00	.00	.00	.00	.00
18	2.10	(21, 8)	.00	2.10	.00	1.40	.00	.00	.00	.00	.70	.00	.00	.00
				Links 10+	.00	.00	.00	.00	.00	.00	.00	.00	.00	.00
19	2.10	(21, 8)	.00	2.10	.00	1.40	.00	.00	.00	.00	.70	.00	.00	.00
				Links 10+	.00	.00	.00	.00	.00	.00	.00	.00	.00	.00
20	2.10	(21, 8)	.00	2.10	.00	1.40	.00	.00	.00	.00	.70	.00	.00	.00
				Links 10+	.00	.00	.00	.00	.00	.00	.00	.00	.00	.00
21	2.10	(21, 8)	.00	2.10	.00	1.40	.00	.00	.00	.00	.70	.00	.00	.00
				Links 10+	.00	.00	.00	.00	.00	.00	.00	.00	.00	.00
22	2.20	(21, 8)	.00	2.20	.00	1.40	.00	.00	.00	.00	.70	.00	.00	.10
				Links 10+	.00	.00	.00	.00	.00	.00	.00	.00	.00	.00
23	2.20	(21, 8)	.00	2.20	.00	1.40	.00	.00	.00	.00	.70	.00	.00	.10
				Links 10+	.00	.00	.00	.00	.00	.00	.00	.00	.00	.00
24	2.20	(21, 8)	.00	2.20	.00	1.40	.00	.00	.00	.00	.70	.00	.00	.10
				Links 10+	.00	.00	.00	.00	.00	.00	.00	.00	.00	.00
25	2.20	(21, 8)	.00	2.20	.00	1.40	.00	.00	.00	.00	.70	.00	.00	.10
				Links 10+	.00	.00	.00	.00	.00	.00	.00	.00	.00	.00
26	2.20	(21, 8)	.00	2.20	.00	1.40	.00	.00	.00	.00	.70	.00	.00	.10
				Links 10+	.00	.00	.00	.00	.00	.00	.00	.00	.00	.00
27	2.20	(21, 8)	.00	2.20	.00	1.40	.00	.00	.00	.00	.70	.00	.00	.10
				Links 10+	.00	.00	.00	.00	.00	.00	.00	.00	.00	.00
28	2.20	(307,21)	.00	2.20	.00	.80	.40	.00	.10	.30	.10	.00	.10	.00
				Links 10+	.40	.00	.00	.00	.00	.00	.00	.00	.00	.00
29	2.30	(304,18)	.00	2.30	.00	1.00	.20	.00	.00	.40	.20	.00	.10	.00
				Links 10+	.40	.00	.00	.00	.00	.00	.00	.00	.00	.00
30	2.50	(304,18)	.00	2.50	.00	.80	.40	.00	.00	.50	.00	.00	.10	.00
				Links 10+	.70	.00	.00	.00	.00	.00	.00	.00	.00	.00
31	2.90	(304,18)	.00	2.90	.00	.30	.70	.00	.00	.50	.00	.00	.10	.00
				Links 10+	1.30	.00	.00	.00	.00	.00	.00	.00	.00	.00

DATE : 7/21/ 8
TIME : 15:28: 8

JOB: HSS FDR Air Quality No-Build/70' Jets

RUN: FDR DRIVE BET E 67TH-75TH STS/70' JETS

LINK CONTRIBUTION TABLES

MAXIMUM 1-HOUR AVERAGED LINK CONTRIBUTIONS
IN PARTS PER MILLION (PPM)
INCLUDING AMBIENT BACKGROUND CONCENTRATIONS.

Rcptr No.	Total Conc	Ending Day Hr	Ambient Backgnd	Total Link	Link +1	Link +2	Link +3	Link +4	Link +5	Link +6	Link +7	Link +8	Link +9	Link +10
32	3.40	(192,16)	.00	3.40	.00	.10	1.00	.00	.00	.50	.00	.00	.10	.00
			Links 10+		1.70	.00	.00	.00	.00	.00	.00	.00	.00	.00
33	3.10	(192,16)	.00	3.10	.00	.00	1.00	.00	.00	.50	.00	.00	.10	.00
			Links 10+		1.50	.00	.00	.00	.00	.00	.00	.00	.00	.00
34	3.40	(21, 8)	.00	3.40	.00	.60	.60	.00	.00	.00	.70	.00	.00	.10
			Links 10+		1.40	.00	.00	.00	.00	.00	.00	.00	.00	.00
35	3.50	(21, 8)	.00	3.50	.00	.40	.80	.00	.00	.10	.60	.00	.00	.10
			Links 10+		1.50	.00	.00	.00	.00	.00	.00	.00	.00	.00
36	2.90	(21, 8)	.00	2.90	.00	.30	.90	.00	.00	.20	.50	.00	.00	.00
			Links 10+		1.00	.00	.00	.00	.00	.00	.00	.00	.00	.00
37	2.40	(21, 8)	.00	2.40	.00	.20	.90	.00	.00	.30	.40	.00	.00	.00
			Links 10+		.60	.00	.00	.00	.00	.00	.00	.00	.00	.00
38	2.40	(225, 7)	.00	2.40	.00	.40	.80	.00	.00	.20	.50	.00	.00	.00
			Links 10+		.50	.00	.00	.00	.00	.00	.00	.00	.00	.00
39	2.20	(21, 8)	.00	2.20	.00	.20	1.00	.00	.00	.40	.30	.00	.00	.00
			Links 10+		.30	.00	.00	.00	.00	.00	.00	.00	.00	.00
40	2.00	(208,20)	.00	2.00	.00	.30	.90	.00	.00	.20	.30	.00	.00	.00
			Links 10+		.30	.00	.00	.00	.00	.00	.00	.00	.00	.00
41	2.00	(225, 7)	.00	2.00	.00	.30	.90	.00	.00	.30	.30	.00	.00	.00
			Links 10+		.20	.00	.00	.00	.00	.00	.00	.00	.00	.00
42	2.00	(21, 8)	.00	2.00	.00	.10	1.00	.00	.00	.50	.20	.00	.10	.00
			Links 10+		.10	.00	.00	.00	.00	.00	.00	.00	.00	.00
43	1.90	(21, 8)	.00	1.90	.00	.10	1.00	.00	.00	.50	.10	.00	.10	.00
			Links 10+		.10	.00	.00	.00	.00	.00	.00	.00	.00	.00
44	1.90	(21, 8)	.00	1.90	.00	.10	1.00	.00	.00	.50	.10	.00	.10	.00
			Links 10+		.10	.00	.00	.00	.00	.00	.00	.00	.00	.00
45	2.00	(21, 8)	.00	2.00	.00	.10	1.10	.00	.00	.50	.10	.00	.10	.00
			Links 10+		.10	.00	.00	.00	.00	.00	.00	.00	.00	.00
46	1.90	(21, 8)	.00	1.90	.00	.10	1.10	.00	.00	.50	.10	.00	.10	.00
			Links 10+		.00	.00	.00	.00	.00	.00	.00	.00	.00	.00
47	1.80	(21, 8)	.00	1.80	.00	.00	1.10	.00	.00	.50	.10	.00	.10	.00
			Links 10+		.00	.00	.00	.00	.00	.00	.00	.00	.00	.00
48	1.80	(21, 8)	.00	1.80	.00	.00	1.10	.00	.00	.50	.10	.00	.10	.00
			Links 10+		.00	.00	.00	.00	.00	.00	.00	.00	.00	.00
49	1.80	(208,20)	.00	1.80	.00	.20	1.00	.00	.00	.30	.20	.00	.00	.00
			Links 10+		.10	.00	.00	.00	.00	.00	.00	.00	.00	.00
50	1.80	(21, 8)	.00	1.80	.00	.00	1.10	.00	.00	.50	.10	.00	.10	.00
			Links 10+		.00	.00	.00	.00	.00	.00	.00	.00	.00	.00

JOB: HSS FDR Air Quality No-Build/70' Jets

RUN: FDR DRIVE BET E 67TH-75TH STS/70' JETS

LINK CONTRIBUTION TABLES

MAXIMUM 1-HOUR AVERAGED LINK CONTRIBUTIONS
IN PARTS PER MILLION (PPM)
INCLUDING AMBIENT BACKGROUND CONCENTRATIONS.

Rcptr No.	Total Conc	Ending Day Hr	Ambient Backgnd	Total Link	Link +1	Link +2	Link +3	Link +4	Link +5	Link +6	Link +7	Link +8	Link +9	Link +10
51	1.80	(21, 8)	.00	1.80	.00	.00	1.10	.00	.00	.50	.10	.00	.10	.00
				Links 10+	.00	.00	.00	.00	.00	.00	.00	.00	.00	.00
52	1.80	(21, 8)	.00	1.80	.00	.00	1.10	.00	.00	.50	.10	.00	.10	.00
				Links 10+	.00	.00	.00	.00	.00	.00	.00	.00	.00	.00
53	1.80	(304,18)	.00	1.80	.00	.00	.80	.30	.50	.20	.00	.00	.00	.00
				Links 10+	.00	.00	.00	.00	.00	.00	.00	.00	.00	.00
54	1.80	(21, 8)	.00	1.80	.00	.00	1.10	.00	.00	.60	.00	.00	.10	.00
				Links 10+	.00	.00	.00	.00	.00	.00	.00	.00	.00	.00
55	1.80	(21, 8)	.00	1.80	.00	.00	1.10	.00	.00	.60	.00	.00	.10	.00
				Links 10+	.00	.00	.00	.00	.00	.00	.00	.00	.00	.00
56	1.80	(21, 8)	.00	1.80	.00	.00	1.10	.00	.00	.60	.00	.00	.10	.00
				Links 10+	.00	.00	.00	.00	.00	.00	.00	.00	.00	.00
57	2.30	(192,16)	.00	2.30	.60	.60	.00	.00	.00	.00	.50	.20	.00	.00
				Links 10+	.00	.40	.00	.00	.00	.00	.00	.00	.00	.00
58	2.40	(192,16)	.00	2.40	.70	.40	.00	.00	.00	.00	.40	.30	.00	.00
				Links 10+	.00	.60	.00	.00	.00	.00	.00	.00	.00	.00
59	2.30	(192,16)	.00	2.30	.80	.30	.00	.00	.00	.00	.30	.30	.00	.00
				Links 10+	.00	.60	.00	.00	.00	.00	.00	.00	.00	.00
60	2.30	(304,18)	.00	2.30	.90	.20	.00	.00	.00	.00	.30	.30	.00	.00
				Links 10+	.00	.60	.00	.00	.00	.00	.00	.00	.00	.00

SECOND HIGHEST 1-HOUR AVERAGED LINK CONTRIBUTIONS
IN PARTS PER MILLION (PPM)
INCLUDING AMBIENT BACKGROUND CONCENTRATIONS.

Rcptr No.	Total Conc	Ending Day Hr	Ambient Backgnd	Total Link	Link +1	Link +2	Link +3	Link +4	Link +5	Link +6	Link +7	Link +8	Link +9	Link +10
1	2.10	(304,18)	.00	2.10	.00	1.30	.00	.00	.00	.00	.70	.00	.00	.10
				Links 10+	.00	.00	.00	.00	.00	.00	.00	.00	.00	.00
2	2.00	(21, 8)	.00	2.00	.80	.30	.00	.00	.00	.00	.00	.50	.00	.00
				Links 10+	.00	.40	.00	.00	.00	.00	.00	.00	.00	.00
3	2.10	(24,17)	.00	2.10	.10	.90	.00	.00	.00	.00	.20	.30	.00	.00
				Links 10+	.00	.60	.00	.00	.00	.00	.00	.00	.00	.00
4	2.20	(24,17)	.00	2.20	.10	1.10	.00	.00	.00	.00	.40	.20	.00	.00
				Links 10+	.00	.40	.00	.00	.00	.00	.00	.00	.00	.00
5	2.10	(304,18)	.00	2.10	.00	1.30	.00	.00	.00	.00	.70	.00	.00	.10
				Links 10+	.00	.00	.00	.00	.00	.00	.00	.00	.00	.00

DATE : 7/21/ 8
TIME : 15:28: 8

JOB: HSS FDR Air Quality No-Build/70' Jets

RUN: FDR DRIVE BET E 67TH-75TH STS/70' JETS

LINK CONTRIBUTION TABLES

SECOND HIGHEST 1-HOUR AVERAGED LINK CONTRIBUTIONS
IN PARTS PER MILLION (PPM)
INCLUDING AMBIENT BACKGROUND CONCENTRATIONS.

Rcptr No.	Total Conc	Ending Day Hr	Ambient Backgnd	Total Link	Link +1	Link +2	Link +3	Link +4	Link +5	Link +6	Link +7	Link +8	Link +9	Link +10
6	2.10	(304,18)	.00	2.10	.00	1.30	.00	.00	.00	.00	.70	.00	.00	.10
				Links 10+	.00	.00	.00	.00	.00	.00	.00	.00	.00	.00
7	2.00	(304,18)	.00	2.00	.00	1.20	.00	.00	.00	.00	.70	.00	.00	.10
				Links 10+	.00	.00	.00	.00	.00	.00	.00	.00	.00	.00
8	2.10	(304,18)	.00	2.10	.00	1.30	.00	.00	.00	.00	.70	.00	.00	.10
				Links 10+	.00	.00	.00	.00	.00	.00	.00	.00	.00	.00
9	2.10	(304,18)	.00	2.10	.00	1.30	.00	.00	.00	.00	.70	.00	.00	.10
				Links 10+	.00	.00	.00	.00	.00	.00	.00	.00	.00	.00
10	2.10	(304,18)	.00	2.10	.00	1.30	.00	.00	.00	.00	.70	.00	.00	.10
				Links 10+	.00	.00	.00	.00	.00	.00	.00	.00	.00	.00
11	2.10	(304,18)	.00	2.10	.00	1.30	.00	.00	.00	.00	.70	.00	.00	.10
				Links 10+	.00	.00	.00	.00	.00	.00	.00	.00	.00	.00
12	2.00	(304,18)	.00	2.00	.00	1.20	.00	.00	.00	.00	.70	.00	.00	.10
				Links 10+	.00	.00	.00	.00	.00	.00	.00	.00	.00	.00
13	2.10	(304,18)	.00	2.10	.00	1.30	.00	.00	.00	.00	.70	.00	.00	.10
				Links 10+	.00	.00	.00	.00	.00	.00	.00	.00	.00	.00
14	2.00	(225, 7)	.00	2.00	.10	1.20	.00	.00	.00	.00	.50	.10	.00	.00
				Links 10+	.00	.10	.00	.00	.00	.00	.00	.00	.00	.00
15	2.00	(225, 7)	.00	2.00	.10	1.20	.00	.00	.00	.00	.50	.10	.00	.00
				Links 10+	.00	.10	.00	.00	.00	.00	.00	.00	.00	.00
16	2.00	(225, 7)	.00	2.00	.10	1.20	.00	.00	.00	.00	.50	.10	.00	.00
				Links 10+	.00	.10	.00	.00	.00	.00	.00	.00	.00	.00
17	2.00	(225, 7)	.00	2.00	.10	1.20	.00	.00	.00	.00	.50	.10	.00	.00
				Links 10+	.00	.10	.00	.00	.00	.00	.00	.00	.00	.00
18	2.00	(208,20)	.00	2.00	.10	1.30	.00	.00	.00	.00	.40	.10	.00	.00
				Links 10+	.00	.10	.00	.00	.00	.00	.00	.00	.00	.00
19	2.00	(208,20)	.00	2.00	.10	1.30	.00	.00	.00	.00	.40	.10	.00	.00
				Links 10+	.00	.10	.00	.00	.00	.00	.00	.00	.00	.00
20	2.10	(208,20)	.00	2.10	.10	1.30	.00	.00	.00	.00	.50	.10	.00	.00
				Links 10+	.00	.10	.00	.00	.00	.00	.00	.00	.00	.00
21	2.10	(208,20)	.00	2.10	.10	1.30	.00	.00	.00	.00	.50	.10	.00	.00
				Links 10+	.00	.10	.00	.00	.00	.00	.00	.00	.00	.00
22	2.10	(192,16)	.00	2.10	.00	1.30	.10	.00	.00	.10	.60	.00	.00	.00
				Links 10+	.00	.00	.00	.00	.00	.00	.00	.00	.00	.00
23	2.10	(192,16)	.00	2.10	.00	1.20	.10	.00	.00	.10	.60	.00	.00	.00
				Links 10+	.10	.00	.00	.00	.00	.00	.00	.00	.00	.00
24	2.10	(192,16)	.00	2.10	.00	1.20	.10	.00	.00	.10	.60	.00	.00	.00
				Links 10+	.10	.00	.00	.00	.00	.00	.00	.00	.00	.00

JOB: HSS FDR Air Quality No-Build/70' Jets

RUN: FDR DRIVE BET E 67TH-75TH STS/70' JETS

LINK CONTRIBUTION TABLES

SECOND HIGHEST 1-HOUR AVERAGED LINK CONTRIBUTIONS
IN PARTS PER MILLION (PPM)
INCLUDING AMBIENT BACKGROUND CONCENTRATIONS.

Rcptr No.	Total Conc	Ending Day Hr	Ambient Backgnd	Total Link	Link +1	Link +2	Link +3	Link +4	Link +5	Link +6	Link +7	Link +8	Link +9	Link +10
25	2.00	(192,16)	.00	2.00	.00	1.20	.10	.00	.00	.10	.50	.00	.00	.00
				Links 10+	.10	.00	.00	.00	.00	.00	.00	.00	.00	.00
26	2.00	(297,19)	.00	2.00	.00	.70	.40	.10	.10	.30	.10	.00	.00	.00
				Links 10+	.30	.00	.00	.00	.00	.00	.00	.00	.00	.00
27	2.10	(304,18)	.00	2.10	.00	1.20	.10	.00	.00	.20	.40	.00	.10	.00
				Links 10+	.10	.00	.00	.00	.00	.00	.00	.00	.00	.00
28	2.20	(21, 8)	.00	2.20	.00	1.40	.00	.00	.00	.00	.70	.00	.00	.10
				Links 10+	.00	.00	.00	.00	.00	.00	.00	.00	.00	.00
29	2.20	(307,21)	.00	2.20	.00	.60	.50	.00	.10	.40	.00	.00	.10	.00
				Links 10+	.50	.00	.00	.00	.00	.00	.00	.00	.00	.00
30	2.40	(307,21)	.00	2.40	.00	.40	.70	.10	.10	.40	.00	.00	.00	.00
				Links 10+	.70	.00	.00	.00	.00	.00	.00	.00	.00	.00
31	2.80	(192,16)	.00	2.80	.00	.60	.60	.00	.00	.40	.20	.00	.10	.00
				Links 10+	.90	.00	.00	.00	.00	.00	.00	.00	.00	.00
32	3.30	(304,18)	.00	3.30	.00	.00	1.00	.00	.00	.50	.00	.00	.10	.00
				Links 10+	1.70	.00	.00	.00	.00	.00	.00	.00	.00	.00
33	3.00	(252, 8)	.00	3.00	.00	.00	.90	.00	.00	.50	.00	.00	.10	.00
				Links 10+	1.50	.00	.00	.00	.00	.00	.00	.00	.00	.00
34	3.20	(24,17)	.00	3.20	.00	.10	.80	.00	.00	.20	.30	.00	.00	.00
				Links 10+	1.80	.00	.00	.00	.00	.00	.00	.00	.00	.00
35	3.00	(47,10)	.00	3.00	.00	.40	.60	.00	.00	.10	.60	.00	.00	.10
				Links 10+	1.20	.00	.00	.00	.00	.00	.00	.00	.00	.00
36	2.70	(225, 7)	.00	2.70	.00	.50	.60	.00	.00	.10	.60	.00	.00	.00
				Links 10+	.90	.00	.00	.00	.00	.00	.00	.00	.00	.00
37	2.40	(208,20)	.00	2.40	.00	.50	.70	.00	.00	.10	.50	.00	.00	.00
				Links 10+	.60	.00	.00	.00	.00	.00	.00	.00	.00	.00
38	2.20	(21, 8)	.00	2.20	.00	.20	1.00	.00	.00	.30	.30	.00	.00	.00
				Links 10+	.40	.00	.00	.00	.00	.00	.00	.00	.00	.00
39	2.20	(208,20)	.00	2.20	.00	.40	.80	.00	.00	.20	.40	.00	.00	.00
				Links 10+	.40	.00	.00	.00	.00	.00	.00	.00	.00	.00
40	2.00	(225, 7)	.00	2.00	.00	.30	.80	.00	.00	.20	.40	.00	.00	.00
				Links 10+	.30	.00	.00	.00	.00	.00	.00	.00	.00	.00
41	1.90	(208,20)	.00	1.90	.00	.30	.90	.00	.00	.20	.30	.00	.00	.00
				Links 10+	.20	.00	.00	.00	.00	.00	.00	.00	.00	.00
42	1.90	(208,20)	.00	1.90	.00	.30	.90	.00	.00	.20	.30	.00	.00	.00
				Links 10+	.20	.00	.00	.00	.00	.00	.00	.00	.00	.00
43	1.90	(225, 7)	.00	1.90	.00	.20	.90	.00	.00	.30	.30	.00	.00	.00
				Links 10+	.20	.00	.00	.00	.00	.00	.00	.00	.00	.00

JOB: HSS FDR Air Quality No-Build/70' Jets

RUN: FDR DRIVE BET E 67TH-75TH STS/70' JETS

LINK CONTRIBUTION TABLES

SECOND HIGHEST 1-HOUR AVERAGED LINK CONTRIBUTIONS
IN PARTS PER MILLION (PPM)
INCLUDING AMBIENT BACKGROUND CONCENTRATIONS.

Rcptr No.	Total Conc	Ending Day Hr	Ambient Backgnd	Total Link	Link +1	Link +2	Link +3	Link +4	Link +5	Link +6	Link +7	Link +8	Link +9	Link +10
44	1.80	(225, 7)	.00	1.80	.00	.20	.90	.00	.00	.30	.30	.00	.00	.00
				Links 10+	.10	.00	.00	.00	.00	.00	.00	.00	.00	.00
45	1.80	(192,16)	.00	1.80	.00	.00	1.00	.10	.10	.50	.00	.00	.10	.00
				Links 10+	.00	.00	.00	.00	.00	.00	.00	.00	.00	.00
46	1.80	(47,10)	.00	1.80	.00	.10	.90	.00	.00	.50	.10	.00	.10	.00
				Links 10+	.10	.00	.00	.00	.00	.00	.00	.00	.00	.00
47	1.80	(208,20)	.00	1.80	.00	.20	1.00	.00	.00	.30	.20	.00	.00	.00
				Links 10+	.10	.00	.00	.00	.00	.00	.00	.00	.00	.00
48	1.80	(208,20)	.00	1.80	.00	.20	1.00	.00	.00	.30	.20	.00	.00	.00
				Links 10+	.10	.00	.00	.00	.00	.00	.00	.00	.00	.00
49	1.70	(21, 8)	.00	1.70	.00	.00	1.00	.00	.00	.50	.10	.00	.10	.00
				Links 10+	.00	.00	.00	.00	.00	.00	.00	.00	.00	.00
50	1.80	(225, 7)	.00	1.80	.00	.10	1.00	.00	.00	.40	.20	.00	.00	.00
				Links 10+	.10	.00	.00	.00	.00	.00	.00	.00	.00	.00
51	1.80	(225, 7)	.00	1.80	.00	.10	1.00	.00	.00	.40	.20	.00	.00	.00
				Links 10+	.10	.00	.00	.00	.00	.00	.00	.00	.00	.00
52	1.80	(304,18)	.00	1.80	.00	.00	.90	.20	.40	.30	.00	.00	.00	.00
				Links 10+	.00	.00	.00	.00	.00	.00	.00	.00	.00	.00
53	1.70	(21, 8)	.00	1.70	.00	.00	1.10	.00	.00	.50	.00	.00	.10	.00
				Links 10+	.00	.00	.00	.00	.00	.00	.00	.00	.00	.00
54	1.80	(304,18)	.00	1.80	.00	.00	.70	.40	.60	.10	.00	.00	.00	.00
				Links 10+	.00	.00	.00	.00	.00	.00	.00	.00	.00	.00
55	1.80	(304,18)	.00	1.80	.00	.00	.40	.70	.70	.00	.00	.00	.00	.00
				Links 10+	.00	.00	.00	.00	.00	.00	.00	.00	.00	.00
56	1.70	(208,20)	.00	1.70	.00	.10	1.00	.00	.00	.40	.10	.00	.10	.00
				Links 10+	.00	.00	.00	.00	.00	.00	.00	.00	.00	.00
57	2.20	(11, 8)	.00	2.20	.70	.00	.00	.00	.00	.00	.00	.50	.00	.00
				Links 10+	.00	1.00	.00	.00	.00	.00	.00	.00	.00	.00
58	2.10	(304,18)	.00	2.10	.70	.40	.00	.00	.00	.00	.60	.10	.00	.10
				Links 10+	.00	.20	.00	.00	.00	.00	.00	.00	.00	.00
59	2.20	(252, 8)	.00	2.20	.80	.10	.00	.00	.00	.00	.30	.30	.00	.00
				Links 10+	.00	.70	.00	.00	.00	.00	.00	.00	.00	.00
60	2.20	(192,16)	.00	2.20	.90	.20	.00	.00	.00	.00	.20	.40	.00	.00
				Links 10+	.00	.50	.00	.00	.00	.00	.00	.00	.00	.00

JOB: HSS FDR Air Quality No-Build/70' Jets

RUN: FDR DRIVE BET E 67TH-75TH STS/70' JETS

CALM DURATION FREQUENCY

Hours of Consecutive Calm Winds	Frequency of Occurrence	(Julian day/hour ending) of Significant Occurrences
1	95	(29, 7)(38,12)(47, 5)(51, 3)(52, 6)(59,23)(61, 4)(66,21)(73, 1)(75, 6) (78, 5)(83, 9)(88, 5)(90,19)(97, 8)(103, 2)(104,11)(106,14)(107, 9)(108, 4) (108, 8)(110, 2)(110,12)(110,16)(111,12)(114, 1)(114, 6)(116, 1)(119, 3)(121, 1) (125,11)(125,13)(129,23)(130, 1)(133, 3)(159, 1)(159, 4)(167,22)(168,22)(169, 5) (177,10)(180,16)(181, 2)(183,12)(192,17)(196, 8)(200,18)(212,16)(212,24)(213,24) (215,10)(215,24)(216, 2)(222,14)(225, 4)(225, 8)(231,12)(238, 5)(242,22)(247, 5) (249,13)(249,24)(250, 2)(250, 4)(250, 8)(251,24)(252, 7)(252,10)(253, 4)(254, 4) (260,15)(260,19)(260,24)(273, 1)(273, 4)(282, 2)(286,18)(290,15)(294, 1)(294, 3) (297,11)(297,22)(304,14)(304,19)(311,23)(323,11)(325, 2)(325,13)(328,21)(329, 9) (330,16)(331, 1)(344,11)(352,16)(356,13)
2	23	(38,15)(50,10)(50,14)(108,12)(117, 7)(152, 1)(167, 6)(170, 2)(179,22)(190,22) (199, 1)(213, 4)(238,11)(238,23)(246,10)(251, 8)(251,11)(252, 4)(273, 7)(329, 6) (339, 2)(343,13)(352,19)
3	8	(45, 9)(48, 1)(66,11)(130, 7)(150, 7)(239, 3)(352,13)(354, 5)
4	4	(97,13)(127,24)(177, 8)(256, 5)
5	2	(73,15)(262, 5)
7	1	(11, 1)
9	1	(169,18)
10	1	(170,20)
16	1	(299,11)

Program terminated normally

JOB: HSS FDR Air Quality No-Build/70' Jets

RUN: FDR DRIVE BET E 67TH-75TH STS/70' JETS

General Information

Run start date: 1/ 1/ 3 Julian: 1
end date: 12/31/ 3 Julian: 365

A Tier 2 approach was used for input data preparation.

The MODE flag has been set to C for calculating CO averages.

Ambient background concentrations are included in the averages below.

Site & Meteorological Constants

VS = .0 CM/S VD = .0 CM/S Z0 = 175. CM ATIM = 60.

Met. Sfc. Sta. Id & Yr = 72503 2003
Upper Air Sta. Id & Yr = 94703 2003

CAUTION: The input years for the Run and Meteorological data differ. The respective values are: 3 and 2003.

Urban mixing heights were processed.

In 2003, Julian day 1 is a Wednesday.

The patterns from the input file have been assigned as follows:

Pattern # 1 is assigned to Monday.
Pattern # 1 is assigned to Tuesday.
Pattern # 1 is assigned to Wednesday.
Pattern # 1 is assigned to Thursday.
Pattern # 1 is assigned to Friday.
Pattern # 1 is assigned to Saturday.
Pattern # 1 is assigned to Sunday.

Link Data Constants - (Variable data in *.LNK file)

LINK DESCRIPTION	LINK COORDINATES (FT) X1	Y1	X2	Y2	LENGTH (FT)	BRG (DEG)	TYPE	H (FT)	W (FT)	NLANES
1. FDR N/B 67th-68th St*	-132.0	-225.0	15.0	-10.0	260.	34.	AG	.0	36.0	
2. FDR N/B 68th-71st St*	15.0	-10.0	438.0	608.0	749.	34.	AG	.0	36.0	
3. FDR N/B 71st-73rd St*	438.0	608.0	773.0	1098.0	594.	34.	AG	.0	36.0	
4. FDR N/B 73rd-75th St*	773.0	1098.0	1056.0	1625.0	598.	28.	AG	.0	36.0	
5. FDR S/B 75th-73rd St*	743.0	1118.0	1026.0	1645.0	598.	28.	AG	.0	36.0	
6. FDR S/B 73rd-71st St*	408.0	628.0	743.0	1118.0	594.	34.	AG	.0	36.0	

DATE : 7/21/ 8
TIME : 16:10:18

JOB: HSS FDR Air Quality No-Build/70' Jets RUN: FDR DRIVE BET E 67TH-75TH STS/70' JETS

Link Data Constants - (Variable data in *.LNK file)

LINK DESCRIPTION	LINK COORDINATES (FT) X1	Y1	X2	Y2	LENGTH (FT)	BRG (DEG)	TYPE	H (FT)	W (FT)	NLANES
7. FDR S/B 71st-68th St	-15.0	10.0	408.0	628.0	749.	34.	AG	.0	36.0	
8. FDR S/B 68th-67th St	-162.0	-205.0	-15.0	10.0	260.	34.	AG	.0	36.0	
9. FDR Service Rd 73-71	385.0	644.0	720.0	1134.0	594.	34.	AG	.0	32.0	
10. FDR Service Rd 68-71	-38.0	26.0	385.0	644.0	749.	34.	AG	.0	32.0	
11. FDR N/B 70' Jet 71St	438.0	608.0	478.0	665.0	70.	35.	AG	.0	32.0	
12. FDR S/B 70' Jet 68St	-15.0	10.0	-55.0	-47.0	70.	215.	AG	.0	32.0	

Receptor Data

RECEPTOR	COORDINATES (FT) X	Y	Z
1. RECEPTOR 1	34.0	-23.0	6.0
2. RECEPTOR 2	48.0	-4.0	6.0
3. RECEPTOR 3	62.0	17.0	6.0
4. RECEPTOR 4	75.0	37.0	6.0
5. RECEPTOR 5	89.0	57.0	6.0
6. RECEPTOR 6	103.0	77.0	6.0
7. RECEPTOR 7	117.0	97.0	6.0
8. RECEPTOR 8	130.0	117.0	6.0
9. RECEPTOR 9	144.0	137.0	6.0
10. RECEPTOR 10	158.0	158.0	6.0
11. RECEPTOR 11	172.0	178.0	6.0
12. RECEPTOR 12	186.0	198.0	6.0
13. RECEPTOR 13	199.0	218.0	6.0
14. RECEPTOR 14	213.0	238.0	6.0
15. RECEPTOR 15	227.0	258.0	6.0
16. RECEPTOR 16	241.0	278.0	6.0
17. RECEPTOR 17	255.0	299.0	6.0
18. RECEPTOR 18	268.0	319.0	6.0
19. RECEPTOR 19	282.0	339.0	6.0
20. RECEPTOR 20	296.0	359.0	6.0
21. RECEPTOR 21	310.0	379.0	6.0
22. RECEPTOR 22	323.0	399.0	6.0
23. RECEPTOR 23	337.0	419.0	6.0
24. RECEPTOR 24	351.0	440.0	6.0
25. RECEPTOR 25	365.0	460.0	6.0
26. RECEPTOR 26	379.0	480.0	6.0
27. RECEPTOR 27	392.0	500.0	6.0
28. RECEPTOR 28	406.0	520.0	6.0

JOB: HSS FDR Air Quality No-Build/70' Jets

RUN: FDR DRIVE BET E 67TH-75TH STS/70' JETS

Receptor Data

RECEPTOR	COORDINATES (FT) X	Y	Z
29. RECEPTOR 29	420.0	540.0	6.0
30. RECEPTOR 30	434.0	561.0	6.0
31. RECEPTOR 31	447.0	581.0	6.0
32. RECEPTOR 32	461.0	601.0	6.0
33. RECEPTOR 33	475.0	621.0	6.0
34. RECEPTOR 34	489.0	641.0	6.0
35. RECEPTOR 35	503.0	661.0	6.0
36. RECEPTOR 36	516.0	681.0	6.0
37. RECEPTOR 37	530.0	702.0	6.0
38. RECEPTOR 38	544.0	722.0	6.0
39. RECEPTOR 39	558.0	742.0	6.0
40. RECEPTOR 40	571.0	762.0	6.0
41. RECEPTOR 41	585.0	782.0	6.0
42. RECEPTOR 42	599.0	802.0	6.0
43. RECEPTOR 43	613.0	822.0	6.0
44. RECEPTOR 44	627.0	843.0	6.0
45. RECEPTOR 45	640.0	863.0	6.0
46. RECEPTOR 46	654.0	883.0	6.0
47. RECEPTOR 47	668.0	903.0	6.0
48. RECEPTOR 48	682.0	923.0	6.0
49. RECEPTOR 49	696.0	943.0	6.0
50. RECEPTOR 50	709.0	964.0	6.0
51. RECEPTOR 51	723.0	984.0	6.0
52. RECEPTOR 52	737.0	1004.0	6.0
53. RECEPTOR 53	751.0	1024.0	6.0
54. RECEPTOR 54	764.0	1044.0	6.0
55. RECEPTOR 55	778.0	1064.0	6.0
56. RECEPTOR 56	792.0	1084.0	6.0
57. RECEPTOR 57	20.0	-44.0	6.0
58. RECEPTOR 58	6.0	-64.0	6.0
59. RECEPTOR 59	-7.0	-84.0	6.0
60. RECEPTOR 60	-21.0	-104.0	6.0

DATE : 7/21/ 8
TIME : 16:10:18

JOB: HSS FDR Air Quality No-Build/70' Jets

RUN: FDR DRIVE BET E 67TH-75TH STS/70' JETS

Model Results

Remarks : In search of the wind direction corresponding
to the maximum concentration, only the first
direction, of the directions with the same maximum
concentrations, is indicated as the maximum.

* MAXIMUM HOURLY CONCENTRATIONS WITH ANY AMBIENT BACKGROUND CONCENTRATIONS (BKG) ADDED

(PPM)

	REC1	REC2	REC3	REC4	REC5	REC6	REC7	REC8	REC9	REC10
MAX+BKG	2.3	2.3	2.3	2.3	2.3	2.3	2.3	2.3	2.3	2.3
- BKG	.0	.0	.0	.0	.0	.0	.0	.0	.0	.0
MAX	2.3	2.3	2.3	2.3	2.3	2.3	2.3	2.3	2.3	2.3
WIND DIR	24	24	24	24	24	24	24	24	24	24
JULIAN	41	41	41	41	41	41	41	41	41	41
HOUR	18	18	18	18	18	18	18	18	18	18

	REC11	REC12	REC13	REC14	REC15	REC16	REC17	REC18	REC19	REC20
MAX+BKG	2.2	2.2	2.4	2.3	2.3	2.3	2.4	2.4	2.4	2.3
- BKG	.0	.0	.0	.0	.0	.0	.0	.0	.0	.0
MAX	2.2	2.2	2.4	2.3	2.3	2.3	2.4	2.4	2.4	2.3
WIND DIR	24	1	24	24	24	24	24	24	24	24
JULIAN	41	285	41	41	41	41	41	41	41	41
HOUR	18	21	18	18	18	18	18	18	18	18

	REC21	REC22	REC23	REC24	REC25	REC26	REC27	REC28	REC29	REC30
MAX+BKG	2.5	2.4	2.6	2.6	2.4	2.6	2.6	2.6	2.8	2.9
- BKG	.0	.0	.0	.0	.0	.0	.0	.0	.0	.0
MAX	2.5	2.4	2.6	2.6	2.4	2.6	2.6	2.6	2.8	2.9
WIND DIR	24	24	24	24	24	24	24	24	24	24
JULIAN	41	41	41	41	41	41	41	41	41	41
HOUR	18	18	18	18	18	18	18	18	18	18

	REC31	REC32	REC33	REC34	REC35	REC36	REC37	REC38	REC39	REC40
MAX+BKG	3.4	3.8	3.3	3.4	3.5	2.9	2.6	2.4	2.2	2.2
- BKG	.0	.0	.0	.0	.0	.0	.0	.0	.0	.0
MAX	3.4	3.8	3.3	3.4	3.5	2.9	2.6	2.4	2.2	2.2
WIND DIR	1	1	1	237	237	233	221	221	237	221
JULIAN	285	285	285	50	50	29	316	316	50	316
HOUR	21	21	21	8	8	9	17	17	8	17

JOB: HSS FDR Air Quality No-Build/70' Jets RUN: FDR DRIVE BET E 67TH-75TH STS/70' JETS

* MAXIMUM HOURLY CONCENTRATIONS WITH ANY AMBIENT BACKGROUND CONCENTRATIONS (BKG) ADDED
(PPM)

	REC41	REC42	REC43	REC44	REC45	REC46	REC47	REC48	REC49	REC50
MAX+BKG	2.2	2.0	1.9	2.1	2.0	1.9	1.8	1.8	1.9	1.9
- BKG	.0	.0	.0	.0	.0	.0	.0	.0	.0	.0
MAX	2.2	2.0	1.9	2.1	2.0	1.9	1.8	1.8	1.9	1.9
WIND DIR	221	237	233	221	237	237	233	233	1	221
JULIAN	316	50	29	316	50	50	29	29	285	316
HOUR	17	8	9	17	8	8	9	9	21	17

	REC51	REC52	REC53	REC54	REC55	REC56	REC57	REC58	REC59	REC60
MAX+BKG	2.0	2.0	2.0	2.0	2.0	1.9	2.3	2.3	2.5	2.7
- BKG	.0	.0	.0	.0	.0	.0	.0	.0	.0	.0
MAX	2.0	2.0	2.0	2.0	2.0	1.9	2.3	2.3	2.5	2.7
WIND DIR	221	221	1	221	1	1	24	322	1	1
JULIAN	316	316	285	316	285	285	41	172	285	285
HOUR	17	17	21	17	21	21	18	16	21	21

THE HIGHEST CONCENTRATION OF 3.80 PPM OCCURRED AT RECEPTOR REC32.

JOB: HSS FDR Air Quality No-Build/70' Jets

RUN: FDR DRIVE BET E 67TH-75TH STS/70' JETS

==========
Output Section
==========

NOTES PERTAINING TO THE REPORT

1. THE HIGHEST AVERAGE IN EACH OF THE FIRST TWO COLUMNS OF EACH TABLE BELOW ARE SUFFIXED BY AN ASTERISK (*). FOR PM OUTPUT, THERE IS ONLY ONE COLUMN AND ASTERISK FOR THE ANNUAL AVERAGE/PERIOD OF CONCERN TABLE.

2. THE NUMBERS IN PARENTHESES ARE THE JULIAN DAY AND ENDING HOUR FOR THE PRECEDING AVERAGE.

3. THE NUMBER OF CALM HOURS USED IN PRODUCING EACH AVERAGE ARE PREFIXED BY A C.

PRIMARY AVERAGES.

MAXIMUM 8-HOUR RUNNING NONOVERLAPPING AVERAGE CONCENTRATIONS
IN PARTS PER MILLION (PPM),
INCLUDING AMBIENT BACKGROUND CONCENTRATIONS.

Receptor Number	Highest Conc	Highest Ending Day Hr	Highest Calm	Second highest Conc	Second highest Ending Day Hr	Second highest Calm
1	1.26	(285,23)	C 1	1.10	(247,16)	C 1
2	1.26	(285,23)	C 1	1.14	(338,24)	C 1
3	1.29	(285,23)	C 1	1.11	(338,24)	C 1
4	1.31	(285,23)	C 1	1.09	(338,24)	C 1
5	1.30	(285,23)	C 1	1.09	(316,17)	C 1
6	1.29	(285,23)	C 1	1.10	(316,17)	C 1
7	1.26	(285,23)	C 1	1.07	(316,17)	C 1
8	1.30	(285,23)	C 1	1.07	(316,17)	C 1
9	1.29	(285,23)	C 1	1.07	(316,17)	C 1
10	1.29	(285,23)	C 1	1.09	(129,23)	C 0
11	1.29	(285,23)	C 1	1.11	(129,23)	C 0
12	1.27	(285,23)	C 1	1.10	(316,17)	C 1
13	1.29	(285,23)	C 1	1.06	(129,23)	C 0
14	1.29	(285,23)	C 1	1.06	(129,23)	C 0
15	1.27	(285,23)	C 1	1.06	(316,17)	C 1
16	1.26	(285,23)	C 1	1.05	(50,12)	C 2
17	1.27	(285,23)	C 1	1.04	(316,17)	C 1
18	1.30	(285,23)	C 1	1.09	(316,17)	C 1
19	1.29	(285,23)	C 1	1.07	(316,17)	C 1
20	1.27	(285,23)	C 1	1.06	(316,17)	C 1
21	1.24	(285,23)	C 1	1.07	(316,17)	C 1
22	1.27	(285,23)	C 1	1.11	(316,17)	C 1
23	1.26	(285,23)	C 1	1.11	(316,17)	C 1
24	1.26	(285,23)	C 1	1.13	(316,17)	C 1

JOB: HSS FDR Air Quality No-Build/70' Jets RUN: FDR DRIVE BET E 67TH-75TH STS/70' JETS

MAXIMUM 8-HOUR RUNNING NONOVERLAPPING AVERAGE CONCENTRATIONS
IN PARTS PER MILLION (PPM),
INCLUDING AMBIENT BACKGROUND CONCENTRATIONS.

Receptor Number	Highest Conc	Highest Ending Day Hr	Highest Calm	Second highest Conc	Second highest Ending Day Hr	Second highest Calm
25	1.23	(285,23)	C 1	1.10	(316,17)	C 1
26	1.26	(285,24)	C 1	1.10	(316,17)	C 1
27	1.24	(285,24)	C 1	1.11	(316,17)	C 1
28	1.27	(285,23)	C 1	1.11	(316,17)	C 1
29	1.36	(285,24)	C 1	1.14	(326, 1)	C 1
30	1.53	(285,24)	C 1	1.21	(326, 1)	C 1
31	1.91	(285,24)	C 1	1.51	(326, 1)	C 1
32	2.24*	(285,24)	C 1	1.79*	(326, 1)	C 1
33	2.00	(285,24)	C 1	1.66	(316,17)	C 1
34	1.79	(316,17)	C 1	1.67	(338,24)	C 1
35	1.60	(50,12)	C 2	1.59	(129,23)	C 0
36	1.43	(50,12)	C 2	1.38	(129,23)	C 0
37	1.27	(50,12)	C 2	1.21	(129,23)	C 0
38	1.18	(50,12)	C 2	1.11	(129,23)	C 0
39	1.17	(50,12)	C 2	1.07	(316,17)	C 1
40	1.08	(50,12)	C 2	1.04	(316,17)	C 1
41	1.06	(316,17)	C 1	1.02	(50,12)	C 2
42	1.05	(50,12)	C 2	1.01	(285,24)	C 1
43	1.01	(285,24)	C 1	.97	(316,17)	C 1
44	1.01	(285,24)	C 1	.99	(316,17)	C 1
45	1.01	(285,24)	C 1	.99	(316,17)	C 1
46	1.03	(285,24)	C 1	.96	(316,17)	C 1
47	1.01	(285,24)	C 1	.94	(129,23)	C 0
48	1.00	(285,24)	C 1	.93	(129,23)	C 0
49	1.00	(285,24)	C 1	.93	(129,23)	C 0
50	.99	(285,23)	C 1	.94	(129,23)	C 0
51	.99	(285,23)	C 1	.93	(316,17)	C 1
52	1.04	(285,23)	C 1	.93	(316,17)	C 1
53	1.04	(285,24)	C 1	.93	(316,17)	C 1
54	1.09	(285,23)	C 1	.93	(326, 1)	C 1
55	1.07	(285,23)	C 1	.90	(316,17)	C 1
56	1.03	(285,23)	C 1	.89	(316,17)	C 1
57	1.26	(285,24)	C 1	1.18	(250,24)	C 0
58	1.39	(285,24)	C 1	1.14	(49,19)	C 1
59	1.50	(285,24)	C 1	1.19	(326, 1)	C 1
60	1.56	(285,24)	C 1	1.19	(326, 1)	C 1

FIVE HIGHEST 1-HOUR END-TO-END AVERAGE CONCENTRATIONS IN PARTS PER MILLION
INCLUDING AMBIENT BACKGROUND CONCENTRATIONS.

Rcptr No.	Highest Conc	Highest Ending Day Hr	Highest Calm	Second Highest Conc	Second Highest Ending Day Hr	Second Highest Calm	Third Highest Conc	Third Highest Ending Day Hr	Third Highest Calm	Fourth Highest Conc	Fourth Highest Ending Day Hr	Fourth Highest Calm	Fifth Highest Conc	Fifth Highest Ending Day Hr	Fifth Highest Calm
1	2.30	(41,18)	C 0	2.20	(285,21)	C 0	2.10	(140, 7)	C 0	2.00	(67, 7)	C 0	1.90	(5,14)	C 0

JOB: HSS FDR Air Quality No-Build/70' Jets

RUN: FDR DRIVE BET E 67TH-75TH STS/70' JETS

FIVE HIGHEST 1-HOUR END-TO-END AVERAGE CONCENTRATIONS IN PARTS PER MILLION
INCLUDING AMBIENT BACKGROUND CONCENTRATIONS.

Rcptr	Highest			Second Highest			Third Highest			Fourth Highest			Fifth Highest		
No.	Conc	Ending Day Hr	Calm	Conc	Ending Day Hr	Calm	Conc	Ending Day Hr	Calm	Conc	Ending Day Hr	Calm	Conc	Ending Day Hr	Calm
2	2.30	(41,18)	C 0	2.20	(285,21)	C 0	2.00	(50, 8)	C 0	2.00	(140, 7)	C 0	2.00	(338,20)	C 0
3	2.30	(41,18)	C 0	2.20	(50, 8)	C 0	2.20	(76,19)	C 0	2.20	(285,21)	C 0	2.10	(338,20)	C 0
4	2.30	(41,18)	C 0	2.30	(50, 8)	C 0	2.30	(285,21)	C 0	2.20	(76,19)	C 0	2.10	(29, 9)	C 0
5	2.30	(41,18)	C 0	2.30	(50, 8)	C 0	2.20	(285,21)	C 0	2.10	(29, 9)	C 0	2.10	(76,19)	C 0
6	2.30	(41,18)	C 0	2.30	(50, 8)	C 0	2.20	(76,19)	C 0	2.20	(285,21)	C 0	2.00	(29, 9)	C 0
7	2.30	(41,18)	C 0	2.20	(29, 9)	C 0	2.20	(50, 8)	C 0	2.20	(285,21)	C 0	2.10	(76,19)	C 0
8	2.30	(41,18)	C 0	2.20	(50, 8)	C 0	2.20	(285,21)	C 0	2.10	(76,19)	C 0	2.00	(29, 9)	C 0
9	2.30	(41,18)	C 0	2.30	(50, 8)	C 0	2.20	(285,21)	C 0	2.10	(29, 9)	C 0	2.10	(76,19)	C 0
10	2.30	(41,18)	C 0	2.20	(50, 8)	C 0	2.20	(285,21)	C 0	2.10	(29, 9)	C 0	2.00	(76,19)	C 0
11	2.20	(41,18)	C 0	2.20	(50, 8)	C 0	2.20	(285,21)	C 0	2.00	(29, 9)	C 0	2.00	(140, 7)	C 0
12	2.20	(285,21)	C 0	2.10	(41,18)	C 0	2.10	(50, 8)	C 0	2.00	(29, 9)	C 0	2.00	(76,19)	C 0
13	2.40	(41,18)	C 0	2.20	(285,21)	C 0	2.10	(29, 9)	C 0	2.10	(50, 8)	C 0	2.10	(76,19)	C 0
14	2.30	(41,18)	C 0	2.20	(285,21)	C 0	2.10	(29, 9)	C 0	2.10	(50, 8)	C 0	2.10	(76,19)	C 0
15	2.30	(41,18)	C 0	2.20	(50, 8)	C 0	2.20	(285,21)	C 0	2.10	(29, 9)	C 0	2.10	(76,19)	C 0
16	2.30	(41,18)	C 0	2.20	(50, 8)	C 0	2.20	(285,21)	C 0	2.10	(29, 9)	C 0	2.00	(140, 7)	C 0
17	2.40	(41,18)	C 0	2.20	(285,21)	C 0	2.10	(29, 9)	C 0	2.00	(50, 8)	C 0	2.00	(140, 7)	C 0
18	2.40	(41,18)	C 0	2.20	(285,21)	C 0	2.10	(50, 8)	C 0	2.10	(316,17)	C 0	2.00	(29, 9)	C 0
19	2.40	(41,18)	C 0	2.20	(285,21)	C 0	2.10	(140, 7)	C 0	2.10	(50, 8)	C 0	2.00	(29, 9)	C 0
20	2.30	(41,18)	C 0	2.20	(285,21)	C 0	2.10	(50, 8)	C 0	2.00	(140, 7)	C 0	2.00	(316,17)	C 0
21	2.50	(41,18)	C 0	2.20	(285,21)	C 0	2.10	(50, 8)	C 0	2.10	(316,17)	C 0	2.00	(76,19)	C 0
22	2.40	(41,18)	C 0	2.20	(50, 8)	C 0	2.20	(285,21)	C 0	2.20	(316,17)	C 0	2.10	(76,19)	C 0
23	2.60	(41,18)	C 0	2.20	(50, 8)	C 0	2.20	(285,21)	C 0	2.20	(316,17)	C 0	2.10	(140, 7)	C 0
24	2.60	(41,18)	C 0	2.20	(50, 8)	C 0	2.20	(285,21)	C 0	2.20	(316,17)	C 0	2.10	(140, 7)	C 0
25	2.40	(41,18)	C 0	2.20	(50, 8)	C 0	2.10	(140, 7)	C 0	2.10	(76,19)	C 0	2.10	(285,21)	C 0
26	2.60	(41,18)	C 0	2.20	(50, 8)	C 0	2.20	(285,21)	C 0	2.10	(76,19)	C 0	2.10	(316,17)	C 0
27	2.60	(41,18)	C 0	2.30	(285,21)	C 0	2.20	(140, 7)	C 0	2.20	(29, 9)	C 0	2.20	(50, 8)	C 0
28	2.60	(41,18)	C 0	2.40	(285,21)	C 0	2.20	(29, 9)	C 0	2.20	(50, 8)	C 0	2.10	(5,14)	C 0
29	2.80	(41,18)	C 0	2.50	(285,21)	C 0	2.30	(140, 7)	C 0	2.20	(5,14)	C 0	2.20	(50, 8)	C 0
30	2.90	(41,18)	C 0	2.80	(285,21)	C 0	2.40	(140, 7)	C 0	2.30	(187,22)	C 0	2.30	(5,14)	C 0
31	3.40	(285,21)	C 0	3.10	(41,18)	C 0	2.80	(227,20)	C 0	2.70	(172,15)	C 0	2.60	(5,14)	C 0
32	3.80*	(285,21)	C 0	3.20	(285,23)	C 0	3.10	(41,18)	C 0	3.10	(280, 7)	C 0	3.00	(165, 9)	C 0
33	3.30	(285,21)	C 0	2.90	(285,23)	C 0	2.90	(50, 8)	C 0	2.80	(172,16)	C 0	2.80	(29, 9)	C 0
34	3.40	(50, 8)	C 0	3.30*	(76,19)	C 0	3.10	(29, 9)	C 0	3.00	(338,20)	C 0	2.90	(129,21)	C 0
35	3.50	(50, 8)	C 0	3.30	(29, 9)	C 0	3.20	(76,19)	C 0	3.00	(160,10)	C 0	2.90	(316,17)	C 0
36	2.90	(29, 9)	C 0	2.90	(50, 8)	C 0	2.70	(76,19)	C 0	2.70	(316,17)	C 0	2.60	(160,10)	C 0
37	2.60	(316,17)	C 0	2.40	(50, 8)	C 0	2.30	(29, 9)	C 0	2.30	(76,19)	C 0	2.30	(233, 7)	C 0
38	2.40	(316,17)	C 0	2.20	(29, 9)	C 0	2.20	(50, 8)	C 0	2.20	(233, 7)	C 0	2.10	(160,10)	C 0
39	2.20	(50, 8)	C 0	2.20	(316,17)	C 0	2.00	(29, 9)	C 0	2.00	(233, 7)	C 0	1.90	(41,18)	C 0
40	2.20	(316,17)	C 0	1.90	(29, 9)	C 0	1.90	(50, 8)	C 0	1.90	(76,19)	C 0	1.90	(156,10)	C 0
41	2.20	(316,17)	C 0	1.90	(29, 9)	C 0	1.90	(41,18)	C 0	1.90	(76,19)	C 0	1.90	(233, 7)	C 0
42	2.00	(50, 8)	C 0	1.90	(29, 9)	C 0	1.90	(316,17)	C 0	1.80	(5,21)	C 0	1.80	(41,18)	C 0

JOB: HSS FDR Air Quality No-Build/70' Jets

RUN: FDR DRIVE BET E 67TH-75TH STS/70' JETS

FIVE HIGHEST 1-HOUR END-TO-END AVERAGE CONCENTRATIONS IN PARTS PER MILLION
INCLUDING AMBIENT BACKGROUND CONCENTRATIONS.

Rcptr	Highest			Second Highest			Third Highest			Fourth Highest			Fifth Highest		
No.	Conc	Ending Day Hr	Calm	Conc	Ending Day Hr	Calm	Conc	Ending Day Hr	Calm	Conc	Ending Day Hr	Calm	Conc	Ending Day Hr	Calm
43	1.90	(29, 9)	C 0	1.90	(50, 8)	C 0	1.90	(316,17)	C 0	1.80	(233, 7)	C 0	1.80	(76,19)	C 0
44	2.10	(316,17)	C 0	1.90	(29, 9)	C 0	1.90	(50, 8)	C 0	1.90	(76,19)	C 0	1.70	(160,10)	C 0
45	2.00	(50, 8)	C 0	2.00	(316,17)	C 0	1.80	(29, 9)	C 0	1.80	(76,19)	C 0	1.80	(233, 7)	C 0
46	1.90	(50, 8)	C 0	1.90	(316,17)	C 0	1.80	(29, 9)	C 0	1.80	(160,10)	C 0	1.80	(285,21)	C 0
47	1.80	(29, 9)	C 0	1.80	(50, 8)	C 0	1.80	(285,21)	C 0	1.80	(316,17)	C 0	1.80	(41,18)	C 0
48	1.80	(29, 9)	C 0	1.80	(50, 8)	C 0	1.80	(285,21)	C 0	1.80	(316,17)	C 0	1.70	(5,21)	C 0
49	1.90	(285,21)	C 0	1.80	(29, 9)	C 0	1.80	(41,18)	C 0	1.80	(316,17)	C 0	1.70	(5,21)	C 0
50	1.90	(316,17)	C 0	1.90	(29, 9)	C 0	1.80	(50, 8)	C 0	1.80	(285,21)	C 0	1.80	(41,18)	C 0
51	2.00	(316,17)	C 0	1.90	(41,18)	C 0	1.80	(29, 9)	C 0	1.80	(50, 8)	C 0	1.80	(285,21)	C 0
52	2.00	(316,17)	C 0	1.80	(29, 9)	C 0	1.80	(41,18)	C 0	1.80	(50, 8)	C 0	1.80	(285,21)	C 0
53	2.00	(285,21)	C 0	2.00	(316,17)	C 0	1.70	(29, 9)	C 0	1.70	(41,18)	C 0	1.70	(50, 8)	C 0
54	2.00	(316,17)	C 0	1.90	(285,21)	C 0	1.80	(29, 9)	C 0	1.80	(50, 8)	C 0	1.70	(41,18)	C 0
55	2.00	(285,21)	C 0	1.90	(316,17)	C 0	1.80	(29, 9)	C 0	1.80	(50, 8)	C 0	1.60	(41,18)	C 0
56	1.90	(285,21)	C 0	1.80	(50, 8)	C 0	1.80	(316,17)	C 0	1.70	(29, 9)	C 0	1.60	(76,19)	C 0
57	2.30	(41,18)	C 0	2.20	(285,21)	C 0	2.00	(140, 7)	C 0	2.00	(172,16)	C 0	2.00	(228, 8)	C 0
58	2.30	(172,16)	C 0	2.30	(285,21)	C 0	2.20	(41,18)	C 0	2.00	(139,18)	C 0	2.00	(140, 7)	C 0
59	2.50	(285,21)	C 0	2.10	(41,18)	C 0	2.10	(172,16)	C 0	2.10	(285,23)	C 0	2.00	(165, 9)	C 0
60	2.70	(285,21)	C 0	2.30	(41,18)	C 0	2.20	(165, 9)	C 0	2.20	(227,20)	C 0	2.10	(285,20)	C 0

MAXIMUM 8-HOUR AVERAGED LINK CONTRIBUTIONS
IN PARTS PER MILLION (PPM)
INCLUDING AMBIENT BACKGROUND CONCENTRATIONS.

Rcptr No.	Total Conc	Ending Day Hr	Ambient Backgnd	Total Link	Link +1	Link +2	Link +3	Link +4	Link +5	Link +6	Link +7	Link +8	Link +9	Link +10
1	1.26	(285,23)	.00	1.26	.00	.79	.00	.00	.00	.00	.43	.00	.00	.04
			Links	10+	.00	.00	.00	.00	.00	.00	.00	.00	.00	.00
2	1.26	(285,23)	.00	1.26	.00	.79	.00	.00	.00	.00	.43	.00	.00	.04
			Links	10+	.00	.00	.00	.00	.00	.00	.00	.00	.00	.00
3	1.29	(285,23)	.00	1.29	.00	.81	.00	.00	.00	.00	.43	.00	.00	.04
			Links	10+	.00	.00	.00	.00	.00	.00	.00	.00	.00	.00
4	1.31	(285,23)	.00	1.31	.00	.84	.00	.00	.00	.00	.43	.00	.00	.04
			Links	10+	.00	.00	.00	.00	.00	.00	.00	.00	.00	.00
5	1.30	(285,23)	.00	1.30	.00	.83	.00	.00	.00	.00	.43	.00	.00	.04
			Links	10+	.00	.00	.00	.00	.00	.00	.00	.00	.00	.00
6	1.29	(285,23)	.00	1.29	.00	.81	.00	.00	.00	.00	.43	.00	.00	.04
			Links	10+	.00	.00	.00	.00	.00	.00	.00	.00	.00	.00
7	1.26	(285,23)	.00	1.26	.00	.79	.00	.00	.00	.00	.43	.00	.00	.04
			Links	10+	.00	.00	.00	.00	.00	.00	.00	.00	.00	.00

JOB: HSS FDR Air Quality No-Build/70' Jets

RUN: FDR DRIVE BET E 67TH-75TH STS/70' JETS

LINK CONTRIBUTION TABLES

MAXIMUM 8-HOUR AVERAGED LINK CONTRIBUTIONS
IN PARTS PER MILLION (PPM)
INCLUDING AMBIENT BACKGROUND CONCENTRATIONS.

Rcptr No.	Total Conc	Ending Day Hr	Ambient Backgnd	Total Link	Link +1	Link +2	Link +3	Link +4	Link +5	Link +6	Link +7	Link +8	Link +9	Link +10
8	1.30	(285,23)	.00	1.30	.00	.83	.00	.00	.00	.00	.43	.00	.00	.04
				Links 10+	.00	.00	.00	.00	.00	.00	.00	.00	.00	.00
9	1.29	(285,23)	.00	1.29	.00	.81	.00	.00	.00	.00	.43	.00	.00	.04
				Links 10+	.00	.00	.00	.00	.00	.00	.00	.00	.00	.00
10	1.29	(285,23)	.00	1.29	.00	.81	.00	.00	.00	.00	.43	.00	.00	.04
				Links 10+	.00	.00	.00	.00	.00	.00	.00	.00	.00	.00
11	1.29	(285,23)	.00	1.29	.00	.81	.00	.00	.00	.00	.43	.00	.00	.04
				Links 10+	.00	.00	.00	.00	.00	.00	.00	.00	.00	.00
12	1.27	(285,23)	.00	1.27	.00	.80	.00	.00	.00	.00	.43	.00	.00	.04
				Links 10+	.00	.00	.00	.00	.00	.00	.00	.00	.00	.00
13	1.29	(285,23)	.00	1.29	.00	.81	.00	.00	.00	.00	.43	.00	.00	.04
				Links 10+	.00	.00	.00	.00	.00	.00	.00	.00	.00	.00
14	1.29	(285,23)	.00	1.29	.00	.81	.00	.00	.00	.00	.43	.00	.00	.04
				Links 10+	.00	.00	.00	.00	.00	.00	.00	.00	.00	.00
15	1.27	(285,23)	.00	1.27	.00	.80	.00	.00	.00	.00	.43	.00	.00	.04
				Links 10+	.00	.00	.00	.00	.00	.00	.00	.00	.00	.00
16	1.26	(285,23)	.00	1.26	.00	.79	.00	.00	.00	.01	.43	.00	.00	.03
				Links 10+	.00	.00	.00	.00	.00	.00	.00	.00	.00	.00
17	1.27	(285,23)	.00	1.27	.00	.80	.00	.00	.00	.01	.43	.00	.00	.03
				Links 10+	.00	.00	.00	.00	.00	.00	.00	.00	.00	.00
18	1.30	(285,23)	.00	1.30	.00	.81	.01	.00	.00	.01	.43	.00	.00	.03
				Links 10+	.00	.00	.00	.00	.00	.00	.00	.00	.00	.00
19	1.29	(285,23)	.00	1.29	.00	.81	.01	.00	.00	.01	.41	.00	.00	.03
				Links 10+	.00	.00	.00	.00	.00	.00	.00	.00	.00	.00
20	1.27	(285,23)	.00	1.27	.00	.80	.01	.00	.00	.01	.41	.00	.00	.03
				Links 10+	.00	.00	.00	.00	.00	.00	.00	.00	.00	.00
21	1.24	(285,23)	.00	1.24	.00	.79	.01	.00	.00	.01	.40	.00	.00	.03
				Links 10+	.00	.00	.00	.00	.00	.00	.00	.00	.00	.00
22	1.27	(285,23)	.00	1.27	.00	.81	.01	.00	.00	.01	.40	.00	.00	.03
				Links 10+	.00	.00	.00	.00	.00	.00	.00	.00	.00	.00
23	1.26	(285,23)	.00	1.26	.00	.79	.01	.00	.00	.03	.39	.00	.00	.03
				Links 10+	.01	.00	.00	.00	.00	.00	.00	.00	.00	.00
24	1.26	(285,23)	.00	1.26	.00	.79	.01	.00	.00	.03	.39	.00	.00	.03
				Links 10+	.01	.00	.00	.00	.00	.00	.00	.00	.00	.00
25	1.23	(285,23)	.00	1.23	.00	.77	.01	.00	.00	.03	.39	.00	.00	.01
				Links 10+	.01	.00	.00	.00	.00	.00	.00	.00	.00	.00
26	1.26	(285,24)	.00	1.26	.00	.77	.03	.00	.00	.04	.37	.00	.00	.01
				Links 10+	.03	.00	.00	.00	.00	.00	.00	.00	.00	.00

JOB: HSS FDR Air Quality No-Build/70' Jets

RUN: FDR DRIVE BET E 67TH-75TH STS/70' JETS

LINK CONTRIBUTION TABLES

MAXIMUM 8-HOUR AVERAGED LINK CONTRIBUTIONS
IN PARTS PER MILLION (PPM)
INCLUDING AMBIENT BACKGROUND CONCENTRATIONS.

Rcptr No.	Total Conc	Ending Day Hr	Ambient Backgnd	Total Link	Link +1	Link +2	Link +3	Link +4	Link +5	Link +6	Link +7	Link +8	Link +9	Link +10
27	1.24	(285,24)	.00	1.24	.00	.77	.04	.00	.00	.06	.31	.00	.00	.01
				Links 10+	.04	.00	.00	.00	.00	.00	.00	.00	.00	.00
28	1.27	(285,23)	.00	1.27	.00	.71	.06	.00	.00	.14	.26	.00	.01	.00
				Links 10+	.09	.00	.00	.00	.00	.00	.00	.00	.00	.00
29	1.36	(285,24)	.00	1.36	.00	.69	.09	.00	.00	.20	.21	.00	.03	.00
				Links 10+	.14	.00	.00	.00	.00	.00	.00	.00	.00	.00
30	1.53	(285,24)	.00	1.53	.00	.59	.20	.00	.00	.27	.10	.00	.03	.00
				Links 10+	.34	.00	.00	.00	.00	.00	.00	.00	.00	.00
31	1.91	(285,24)	.00	1.91	.00	.29	.44	.00	.00	.33	.00	.00	.06	.00
				Links 10+	.80	.00	.00	.00	.00	.00	.00	.00	.00	.00
32	2.24	(285,24)	.00	2.24	.00	.00	.61	.00	.00	.34	.00	.00	.06	.00
				Links 10+	1.23	.00	.00	.00	.00	.00	.00	.00	.00	.00
33	2.00	(285,24)	.00	2.00	.00	.00	.61	.00	.00	.34	.00	.00	.06	.00
				Links 10+	.99	.00	.00	.00	.00	.00	.00	.00	.00	.00
34	1.79	(316,17)	.00	1.79	.00	.27	.36	.00	.00	.09	.27	.00	.00	.00
				Links 10+	.80	.00	.00	.00	.00	.00	.00	.00	.00	.00
35	1.60	(50,12)	.00	1.60	.00	.27	.33	.00	.00	.03	.28	.00	.00	.02
				Links 10+	.67	.00	.00	.00	.00	.00	.00	.00	.00	.00
36	1.43	(50,12)	.00	1.43	.00	.23	.42	.00	.00	.08	.25	.00	.00	.00
				Links 10+	.45	.00	.00	.00	.00	.00	.00	.00	.00	.00
37	1.27	(50,12)	.00	1.27	.00	.18	.45	.00	.00	.12	.22	.00	.00	.00
				Links 10+	.30	.00	.00	.00	.00	.00	.00	.00	.00	.00
38	1.18	(50,12)	.00	1.18	.00	.17	.47	.00	.00	.15	.18	.00	.00	.00
				Links 10+	.22	.00	.00	.00	.00	.00	.00	.00	.00	.00
39	1.17	(50,12)	.00	1.17	.00	.17	.47	.00	.00	.17	.18	.00	.00	.00
				Links 10+	.18	.00	.00	.00	.00	.00	.00	.00	.00	.00
40	1.08	(50,12)	.00	1.08	.00	.13	.48	.00	.00	.18	.15	.00	.00	.00
				Links 10+	.13	.00	.00	.00	.00	.00	.00	.00	.00	.00
41	1.06	(316,17)	.00	1.06	.00	.10	.51	.00	.00	.23	.11	.00	.01	.00
				Links 10+	.09	.00	.00	.00	.00	.00	.00	.00	.00	.00
42	1.05	(50,12)	.00	1.05	.00	.10	.48	.00	.00	.22	.15	.00	.02	.00
				Links 10+	.08	.00	.00	.00	.00	.00	.00	.00	.00	.00
43	1.01	(285,24)	.00	1.01	.00	.00	.61	.01	.01	.31	.00	.00	.06	.00
				Links 10+	.00	.00	.00	.00	.00	.00	.00	.00	.00	.00
44	1.01	(285,24)	.00	1.01	.00	.00	.61	.01	.01	.31	.00	.00	.06	.00
				Links 10+	.00	.00	.00	.00	.00	.00	.00	.00	.00	.00
45	1.01	(285,24)	.00	1.01	.00	.00	.61	.01	.01	.31	.00	.00	.06	.00
				Links 10+	.00	.00	.00	.00	.00	.00	.00	.00	.00	.00

JOB: HSS FDR Air Quality No-Build/70' Jets

RUN: FDR DRIVE BET E 67TH-75TH STS/70' JETS

LINK CONTRIBUTION TABLES

MAXIMUM 8-HOUR AVERAGED LINK CONTRIBUTIONS
IN PARTS PER MILLION (PPM)
INCLUDING AMBIENT BACKGROUND CONCENTRATIONS.

Rcptr No.	Total Conc	Ending Day Hr	Ambient Backgnd	Total Link	Link +1	Link +2	Link +3	Link +4	Link +5	Link +6	Link +7	Link +8	Link +9	Link +10
46	1.03	(285,24)	.00	1.03	.00	.00	.61	.01	.03	.31	.00	.00	.06	.00
				Links 10+	.00	.00	.00	.00	.00	.00	.00	.00	.00	.00
47	1.01	(285,24)	.00	1.01	.00	.00	.61	.01	.03	.31	.00	.00	.04	.00
				Links 10+	.00	.00	.00	.00	.00	.00	.00	.00	.00	.00
48	1.00	(285,24)	.00	1.00	.00	.00	.60	.01	.03	.31	.00	.00	.04	.00
				Links 10+	.00	.00	.00	.00	.00	.00	.00	.00	.00	.00
49	1.00	(285,24)	.00	1.00	.00	.00	.60	.03	.04	.30	.00	.00	.03	.00
				Links 10+	.00	.00	.00	.00	.00	.00	.00	.00	.00	.00
50	.99	(285,23)	.00	.99	.00	.00	.60	.03	.09	.27	.00	.00	.00	.00
				Links 10+	.00	.00	.00	.00	.00	.00	.00	.00	.00	.00
51	.99	(285,23)	.00	.99	.00	.00	.60	.04	.10	.24	.00	.00	.00	.00
				Links 10+	.00	.00	.00	.00	.00	.00	.00	.00	.00	.00
52	1.04	(285,23)	.00	1.04	.00	.00	.59	.07	.16	.23	.00	.00	.00	.00
				Links 10+	.00	.00	.00	.00	.00	.00	.00	.00	.00	.00
53	1.04	(285,24)	.00	1.04	.00	.00	.56	.09	.21	.19	.00	.00	.00	.00
				Links 10+	.00	.00	.00	.00	.00	.00	.00	.00	.00	.00
54	1.09	(285,23)	.00	1.09	.00	.00	.50	.20	.30	.09	.00	.00	.00	.00
				Links 10+	.00	.00	.00	.00	.00	.00	.00	.00	.00	.00
55	1.07	(285,23)	.00	1.07	.00	.00	.30	.37	.39	.01	.00	.00	.00	.00
				Links 10+	.00	.00	.00	.00	.00	.00	.00	.00	.00	.00
56	1.03	(285,23)	.00	1.03	.00	.00	.00	.63	.40	.00	.00	.00	.00	.00
				Links 10+	.00	.00	.00	.00	.00	.00	.00	.00	.00	.00
57	1.26	(285,24)	.00	1.26	.31	.44	.00	.00	.00	.00	.39	.01	.00	.04
				Links 10+	.00	.06	.00	.00	.00	.00	.00	.00	.00	.00
58	1.39	(285,24)	.00	1.39	.51	.21	.00	.00	.00	.00	.29	.11	.00	.03
				Links 10+	.00	.23	.00	.00	.00	.00	.00	.00	.00	.00
59	1.50	(285,24)	.00	1.50	.56	.10	.00	.00	.00	.00	.20	.20	.00	.01
				Links 10+	.00	.43	.00	.00	.00	.00	.00	.00	.00	.00
60	1.56	(285,24)	.00	1.56	.59	.06	.00	.00	.00	.00	.14	.27	.00	.01
				Links 10+	.00	.49	.00	.00	.00	.00	.00	.00	.00	.00

JOB: HSS FDR Air Quality No-Build/70' Jets

RUN: FDR DRIVE BET E 67TH-75TH STS/70' JETS

LINK CONTRIBUTION TABLES

SECOND HIGHEST 8-HOUR AVERAGED LINK CONTRIBUTIONS
IN PARTS PER MILLION (PPM)
INCLUDING AMBIENT BACKGROUND CONCENTRATIONS.

Rcptr No.	Total Conc	Ending Day Hr	Ambient Backgnd	Total Link	Link +1	Link +2	Link +3	Link +4	Link +5	Link +6	Link +7	Link +8	Link +9	Link +10
1	1.10	(247,16)	.00	1.10	.24	.17	.00	.00	.00	.00	.11	.20	.00	.00
				Links 10+	.00	.37	.00	.00	.00	.00	.00	.00	.00	.00
2	1.14	(338,24)	.00	1.14	.19	.37	.00	.00	.00	.00	.10	.19	.00	.00
				Links 10+	.00	.30	.00	.00	.00	.00	.00	.00	.00	.00
3	1.11	(338,24)	.00	1.11	.06	.51	.00	.00	.00	.00	.16	.14	.00	.00
				Links 10+	.00	.24	.00	.00	.00	.00	.00	.00	.00	.00
4	1.09	(338,24)	.00	1.09	.03	.59	.00	.00	.00	.00	.24	.09	.00	.00
				Links 10+	.00	.14	.00	.00	.00	.00	.00	.00	.00	.00
5	1.09	(316,17)	.00	1.09	.11	.54	.00	.00	.00	.00	.20	.11	.00	.00
				Links 10+	.00	.11	.00	.00	.00	.00	.00	.00	.00	.00
6	1.10	(316,17)	.00	1.10	.09	.56	.00	.00	.00	.00	.24	.11	.00	.00
				Links 10+	.00	.10	.00	.00	.00	.00	.00	.00	.00	.00
7	1.07	(316,17)	.00	1.07	.09	.59	.00	.00	.00	.00	.24	.09	.00	.00
				Links 10+	.00	.07	.00	.00	.00	.00	.00	.00	.00	.00
8	1.07	(316,17)	.00	1.07	.07	.60	.00	.00	.00	.00	.27	.07	.00	.00
				Links 10+	.00	.06	.00	.00	.00	.00	.00	.00	.00	.00
9	1.07	(316,17)	.00	1.07	.04	.61	.00	.00	.00	.00	.29	.07	.00	.00
				Links 10+	.00	.06	.00	.00	.00	.00	.00	.00	.00	.00
10	1.09	(129,23)	.00	1.09	.08	.64	.00	.00	.00	.00	.21	.09	.00	.00
				Links 10+	.00	.08	.00	.00	.00	.00	.00	.00	.00	.00
11	1.11	(129,23)	.00	1.11	.08	.65	.00	.00	.00	.00	.24	.08	.00	.00
				Links 10+	.00	.08	.00	.00	.00	.00	.00	.00	.00	.00
12	1.10	(316,17)	.00	1.10	.04	.66	.00	.00	.00	.00	.30	.06	.00	.00
				Links 10+	.00	.04	.00	.00	.00	.00	.00	.00	.00	.00
13	1.06	(129,23)	.00	1.06	.05	.68	.00	.00	.00	.00	.24	.06	.00	.00
				Links 10+	.00	.04	.00	.00	.00	.00	.00	.00	.00	.00
14	1.06	(129,23)	.00	1.06	.04	.69	.00	.00	.00	.00	.25	.05	.00	.00
				Links 10+	.00	.04	.00	.00	.00	.00	.00	.00	.00	.00
15	1.06	(316,17)	.00	1.06	.01	.67	.00	.00	.00	.00	.33	.03	.00	.00
				Links 10+	.00	.01	.00	.00	.00	.00	.00	.00	.00	.00
16	1.05	(50,12)	.00	1.05	.02	.67	.00	.00	.00	.00	.30	.03	.00	.00
				Links 10+	.00	.03	.00	.00	.00	.00	.00	.00	.00	.00
17	1.04	(316,17)	.00	1.04	.01	.67	.00	.00	.00	.00	.33	.01	.00	.00
				Links 10+	.00	.01	.00	.00	.00	.00	.00	.00	.00	.00
18	1.09	(316,17)	.00	1.09	.01	.70	.00	.00	.00	.00	.34	.01	.00	.00
				Links 10+	.00	.01	.00	.00	.00	.00	.00	.00	.00	.00
19	1.07	(316,17)	.00	1.07	.01	.69	.00	.00	.00	.00	.34	.01	.00	.00
				Links 10+	.00	.01	.00	.00	.00	.00	.00	.00	.00	.00

DATE : 7/21/ 8
TIME : 16:24:16

JOB: HSS FDR Air Quality No-Build/70' Jets

RUN: FDR DRIVE BET E 67TH-75TH STS/70' JETS

LINK CONTRIBUTION TABLES

SECOND HIGHEST 8-HOUR AVERAGED LINK CONTRIBUTIONS
IN PARTS PER MILLION (PPM)
INCLUDING AMBIENT BACKGROUND CONCENTRATIONS.

Rcptr No.	Total Conc	Ending Day Hr	Ambient Backgnd	Total Link	Link +1	Link +2	Link +3	Link +4	Link +5	Link +6	Link +7	Link +8	Link +9	Link +10
20	1.06	(316,17)	.00	1.06	.01	.67	.00	.00	.00	.00	.34	.01	.00	.00
				Links 10+	.00	.01	.00	.00	.00	.00	.00	.00	.00	.00
21	1.07	(316,17)	.00	1.07	.01	.67	.00	.00	.00	.00	.36	.01	.00	.00
				Links 10+	.00	.01	.00	.00	.00	.00	.00	.00	.00	.00
22	1.11	(316,17)	.00	1.11	.01	.70	.00	.00	.00	.00	.37	.01	.00	.00
				Links 10+	.00	.01	.00	.00	.00	.00	.00	.00	.00	.00
23	1.11	(316,17)	.00	1.11	.01	.70	.00	.00	.00	.00	.37	.01	.00	.00
				Links 10+	.00	.01	.00	.00	.00	.00	.00	.00	.00	.00
24	1.13	(316,17)	.00	1.13	.01	.71	.00	.00	.00	.00	.37	.01	.00	.00
				Links 10+	.00	.01	.00	.00	.00	.00	.00	.00	.00	.00
25	1.10	(316,17)	.00	1.10	.01	.70	.00	.00	.00	.00	.37	.01	.00	.00
				Links 10+	.00	.00	.00	.00	.00	.00	.00	.00	.00	.00
26	1.10	(316,17)	.00	1.10	.01	.70	.00	.00	.00	.00	.37	.01	.00	.00
				Links 10+	.00	.00	.00	.00	.00	.00	.00	.00	.00	.00
27	1.11	(316,17)	.00	1.11	.00	.71	.00	.00	.00	.00	.39	.01	.00	.00
				Links 10+	.00	.00	.00	.00	.00	.00	.00	.00	.00	.00
28	1.11	(316,17)	.00	1.11	.00	.71	.00	.00	.00	.00	.39	.01	.00	.00
				Links 10+	.00	.00	.00	.00	.00	.00	.00	.00	.00	.00
29	1.14	(326, 1)	.00	1.14	.00	.56	.10	.00	.00	.19	.13	.00	.01	.00
				Links 10+	.16	.00	.00	.00	.00	.00	.00	.00	.00	.00
30	1.21	(326, 1)	.00	1.21	.00	.43	.19	.00	.00	.21	.04	.00	.01	.00
				Links 10+	.33	.00	.00	.00	.00	.00	.00	.00	.00	.00
31	1.51	(326, 1)	.00	1.51	.00	.20	.36	.00	.00	.29	.00	.00	.01	.00
				Links 10+	.66	.00	.00	.00	.00	.00	.00	.00	.00	.00
32	1.79	(326, 1)	.00	1.79	.00	.00	.53	.00	.00	.29	.00	.00	.01	.00
				Links 10+	.96	.00	.00	.00	.00	.00	.00	.00	.00	.00
33	1.66	(316,17)	.00	1.66	.00	.41	.27	.00	.00	.07	.31	.00	.00	.00
				Links 10+	.59	.00	.00	.00	.00	.00	.00	.00	.00	.00
34	1.67	(338,24)	.00	1.67	.00	.07	.44	.00	.00	.14	.14	.00	.00	.00
				Links 10+	.87	.00	.00	.00	.00	.00	.00	.00	.00	.00
35	1.59	(129,23)	.00	1.59	.00	.29	.36	.00	.00	.04	.25	.00	.00	.00
				Links 10+	.65	.00	.00	.00	.00	.00	.00	.00	.00	.00
36	1.38	(129,23)	.00	1.38	.00	.24	.40	.00	.00	.08	.23	.00	.00	.00
				Links 10+	.44	.00	.00	.00	.00	.00	.00	.00	.00	.00
37	1.21	(129,23)	.00	1.21	.00	.19	.45	.00	.00	.11	.18	.00	.00	.00
				Links 10+	.29	.00	.00	.00	.00	.00	.00	.00	.00	.00
38	1.11	(129,23)	.00	1.11	.00	.18	.46	.00	.00	.11	.18	.00	.00	.00
				Links 10+	.19	.00	.00	.00	.00	.00	.00	.00	.00	.00

JOB: HSS FDR Air Quality No-Build/70' Jets

RUN: FDR DRIVE BET E 67TH-75TH STS/70' JETS

LINK CONTRIBUTION TABLES

SECOND HIGHEST 8-HOUR AVERAGED LINK CONTRIBUTIONS
IN PARTS PER MILLION (PPM)
INCLUDING AMBIENT BACKGROUND CONCENTRATIONS.

Rcptr No.	Total Conc	Ending Day Hr	Ambient Backgnd	Total Link	Link +1	Link +2	Link +3	Link +4	Link +5	Link +6	Link +7	Link +8	Link +9	Link +10
39	1.07	(316,17)	.00	1.07	.00	.13	.49	.00	.00	.20	.13	.00	.00	.00
				Links 10+	.13	.00	.00	.00	.00	.00	.00	.00	.00	.00
40	1.04	(316,17)	.00	1.04	.00	.10	.51	.00	.00	.21	.11	.00	.01	.00
				Links 10+	.09	.00	.00	.00	.00	.00	.00	.00	.00	.00
41	1.02	(50,12)	.00	1.02	.00	.12	.48	.00	.00	.18	.15	.00	.00	.00
				Links 10+	.08	.00	.00	.00	.00	.00	.00	.00	.00	.00
42	1.01	(285,24)	.00	1.01	.00	.00	.61	.01	.01	.31	.00	.00	.06	.00
				Links 10+	.00	.00	.00	.00	.00	.00	.00	.00	.00	.00
43	.97	(316,17)	.00	.97	.00	.07	.51	.00	.00	.23	.09	.00	.01	.00
				Links 10+	.06	.00	.00	.00	.00	.00	.00	.00	.00	.00
44	.99	(316,17)	.00	.99	.00	.07	.53	.00	.00	.24	.09	.00	.01	.00
				Links 10+	.04	.00	.00	.00	.00	.00	.00	.00	.00	.00
45	.99	(316,17)	.00	.99	.00	.07	.53	.00	.00	.26	.09	.00	.01	.00
				Links 10+	.03	.00	.00	.00	.00	.00	.00	.00	.00	.00
46	.96	(316,17)	.00	.96	.00	.06	.53	.00	.00	.26	.09	.00	.01	.00
				Links 10+	.01	.00	.00	.00	.00	.00	.00	.00	.00	.00
47	.94	(129,23)	.00	.94	.00	.08	.55	.00	.00	.21	.08	.00	.01	.00
				Links 10+	.01	.00	.00	.00	.00	.00	.00	.00	.00	.00
48	.93	(129,23)	.00	.92	.00	.08	.55	.00	.00	.21	.08	.00	.01	.00
				Links 10+	.00	.00	.00	.00	.00	.00	.00	.00	.00	.00
49	.93	(129,23)	.00	.92	.00	.08	.55	.00	.00	.21	.08	.00	.01	.00
				Links 10+	.00	.00	.00	.00	.00	.00	.00	.00	.00	.00
50	.94	(129,23)	.00	.94	.00	.06	.56	.00	.00	.23	.08	.00	.01	.00
				Links 10+	.00	.00	.00	.00	.00	.00	.00	.00	.00	.00
51	.93	(316,17)	.00	.93	.00	.04	.54	.00	.00	.27	.04	.00	.01	.00
				Links 10+	.01	.00	.00	.00	.00	.00	.00	.00	.00	.00
52	.93	(316,17)	.00	.93	.00	.04	.54	.00	.00	.27	.04	.00	.01	.00
				Links 10+	.01	.00	.00	.00	.00	.00	.00	.00	.00	.00
53	.93	(316,17)	.00	.93	.00	.04	.54	.00	.00	.27	.04	.00	.01	.00
				Links 10+	.01	.00	.00	.00	.00	.00	.00	.00	.00	.00
54	.93	(326, 1)	.00	.93	.00	.00	.40	.19	.27	.07	.00	.00	.00	.00
				Links 10+	.00	.00	.00	.00	.00	.00	.00	.00	.00	.00
55	.90	(316,17)	.00	.90	.00	.01	.54	.00	.00	.27	.04	.00	.01	.00
				Links 10+	.01	.00	.00	.00	.00	.00	.00	.00	.00	.00
56	.89	(316,17)	.00	.89	.00	.01	.53	.01	.01	.26	.03	.00	.03	.00
				Links 10+	.00	.00	.00	.00	.00	.00	.00	.00	.00	.00
57	1.18	(250,24)	.00	1.17	.41	.00	.00	.00	.00	.00	.01	.25	.00	.00
				Links 10+	.00	.50	.00	.00	.00	.00	.00	.00	.00	.00

JOB: HSS FDR Air Quality No-Build/70' Jets

RUN: FDR DRIVE BET E 67TH-75TH STS/70' JETS

LINK CONTRIBUTION TABLES

SECOND HIGHEST 8-HOUR AVERAGED LINK CONTRIBUTIONS
IN PARTS PER MILLION (PPM)
INCLUDING AMBIENT BACKGROUND CONCENTRATIONS.

Rcptr No.	Total Conc	Ending Day Hr	Ambient Backgnd	Total Link	Link +1	Link +2	Link +3	Link +4	Link +5	Link +6	Link +7	Link +8	Link +9	Link +10
58	1.14	(49,19)	.00	1.14	.36	.01	.00	.00	.00	.00	.03	.26	.00	.00
				Links 10+	.00	.49	.00	.00	.00	.00	.00	.00	.00	.00
59	1.19	(326, 1)	.00	1.19	.44	.11	.00	.00	.00	.00	.20	.13	.00	.00
				Links 10+	.00	.30	.00	.00	.00	.00	.00	.00	.00	.00
60	1.19	(326, 1)	.00	1.19	.47	.04	.00	.00	.00	.00	.13	.17	.00	.00
				Links 10+	.00	.37	.00	.00	.00	.00	.00	.00	.00	.00

MAXIMUM 1-HOUR AVERAGED LINK CONTRIBUTIONS
IN PARTS PER MILLION (PPM)
INCLUDING AMBIENT BACKGROUND CONCENTRATIONS.

Rcptr No.	Total Conc	Ending Day Hr	Ambient Backgnd	Total Link	Link +1	Link +2	Link +3	Link +4	Link +5	Link +6	Link +7	Link +8	Link +9	Link +10
1	2.30	(41,18)	.00	2.30	.00	1.50	.10	.00	.00	.10	.60	.00	.00	.00
				Links 10+	.00	.00	.00	.00	.00	.00	.00	.00	.00	.00
2	2.30	(41,18)	.00	2.30	.00	1.50	.10	.00	.00	.10	.60	.00	.00	.00
				Links 10+	.00	.00	.00	.00	.00	.00	.00	.00	.00	.00
3	2.30	(41,18)	.00	2.30	.00	1.50	.10	.00	.00	.10	.60	.00	.00	.00
				Links 10+	.00	.00	.00	.00	.00	.00	.00	.00	.00	.00
4	2.30	(41,18)	.00	2.30	.00	1.50	.10	.00	.00	.10	.60	.00	.00	.00
				Links 10+	.00	.00	.00	.00	.00	.00	.00	.00	.00	.00
5	2.30	(41,18)	.00	2.30	.00	1.50	.10	.00	.00	.10	.60	.00	.00	.00
				Links 10+	.00	.00	.00	.00	.00	.00	.00	.00	.00	.00
6	2.30	(41,18)	.00	2.30	.00	1.50	.10	.00	.00	.10	.60	.00	.00	.00
				Links 10+	.00	.00	.00	.00	.00	.00	.00	.00	.00	.00
7	2.30	(41,18)	.00	2.30	.00	1.50	.10	.00	.00	.10	.60	.00	.00	.00
				Links 10+	.00	.00	.00	.00	.00	.00	.00	.00	.00	.00
8	2.30	(41,18)	.00	2.30	.00	1.50	.10	.00	.00	.10	.60	.00	.00	.00
				Links 10+	.00	.00	.00	.00	.00	.00	.00	.00	.00	.00
9	2.30	(41,18)	.00	2.30	.00	1.50	.10	.00	.00	.10	.60	.00	.00	.00
				Links 10+	.00	.00	.00	.00	.00	.00	.00	.00	.00	.00
10	2.30	(41,18)	.00	2.30	.00	1.50	.10	.00	.00	.10	.60	.00	.00	.00
				Links 10+	.00	.00	.00	.00	.00	.00	.00	.00	.00	.00
11	2.20	(41,18)	.00	2.20	.00	1.50	.10	.00	.00	.10	.50	.00	.00	.00
				Links 10+	.00	.00	.00	.00	.00	.00	.00	.00	.00	.00
12	2.20	(285,21)	.00	2.20	.00	1.40	.00	.00	.00	.00	.70	.00	.00	.10
				Links 10+	.00	.00	.00	.00	.00	.00	.00	.00	.00	.00

LINK CONTRIBUTION TABLES

MAXIMUM 1-HOUR AVERAGED LINK CONTRIBUTIONS
IN PARTS PER MILLION (PPM)
INCLUDING AMBIENT BACKGROUND CONCENTRATIONS.

Rcptr No.	Total Conc	Ending Day Hr	Ambient Backgnd	Total Link	Link +1	Link +2	Link +3	Link +4	Link +5	Link +6	Link +7	Link +8	Link +9	Link +10
13	2.40	(41,18)	.00	2.40	.00	1.50	.10	.00	.10	.10	.50	.00	.00	.00
				Links 10+	.10	.00	.00	.00	.00	.00	.00	.00	.00	.00
14	2.30	(41,18)	.00	2.30	.00	1.40	.10	.00	.10	.10	.50	.00	.00	.00
				Links 10+	.10	.00	.00	.00	.00	.00	.00	.00	.00	.00
15	2.30	(41,18)	.00	2.30	.00	1.40	.10	.00	.10	.10	.50	.00	.00	.00
				Links 10+	.10	.00	.00	.00	.00	.00	.00	.00	.00	.00
16	2.30	(41,18)	.00	2.30	.00	1.40	.10	.00	.10	.10	.50	.00	.00	.00
				Links 10+	.10	.00	.00	.00	.00	.00	.00	.00	.00	.00
17	2.40	(41,18)	.00	2.40	.00	1.40	.10	.00	.10	.20	.50	.00	.00	.00
				Links 10+	.10	.00	.00	.00	.00	.00	.00	.00	.00	.00
18	2.40	(41,18)	.00	2.40	.00	1.40	.20	.00	.10	.20	.40	.00	.00	.00
				Links 10+	.10	.00	.00	.00	.00	.00	.00	.00	.00	.00
19	2.40	(41,18)	.00	2.40	.00	1.40	.20	.00	.10	.20	.40	.00	.00	.00
				Links 10+	.10	.00	.00	.00	.00	.00	.00	.00	.00	.00
20	2.30	(41,18)	.00	2.30	.00	1.30	.20	.00	.10	.20	.40	.00	.00	.00
				Links 10+	.10	.00	.00	.00	.00	.00	.00	.00	.00	.00
21	2.50	(41,18)	.00	2.50	.00	1.30	.20	.10	.10	.20	.40	.00	.10	.00
				Links 10+	.10	.00	.00	.00	.00	.00	.00	.00	.00	.00
22	2.40	(41,18)	.00	2.40	.00	1.30	.20	.10	.10	.20	.30	.00	.10	.00
				Links 10+	.10	.00	.00	.00	.00	.00	.00	.00	.00	.00
23	2.60	(41,18)	.00	2.60	.00	1.20	.30	.10	.10	.30	.30	.00	.10	.00
				Links 10+	.20	.00	.00	.00	.00	.00	.00	.00	.00	.00
24	2.60	(41,18)	.00	2.60	.00	1.20	.30	.10	.10	.30	.30	.00	.10	.00
				Links 10+	.20	.00	.00	.00	.00	.00	.00	.00	.00	.00
25	2.40	(41,18)	.00	2.40	.00	1.10	.30	.10	.10	.30	.20	.00	.10	.00
				Links 10+	.20	.00	.00	.00	.00	.00	.00	.00	.00	.00
26	2.60	(41,18)	.00	2.60	.00	1.00	.40	.10	.10	.40	.20	.00	.10	.00
				Links 10+	.30	.00	.00	.00	.00	.00	.00	.00	.00	.00
27	2.60	(41,18)	.00	2.60	.00	1.00	.40	.10	.10	.40	.10	.00	.10	.00
				Links 10+	.40	.00	.00	.00	.00	.00	.00	.00	.00	.00
28	2.60	(41,18)	.00	2.60	.00	.80	.50	.10	.10	.40	.10	.00	.10	.00
				Links 10+	.50	.00	.00	.00	.00	.00	.00	.00	.00	.00
29	2.80	(41,18)	.00	2.80	.00	.70	.70	.10	.10	.50	.00	.00	.10	.00
				Links 10+	.60	.00	.00	.00	.00	.00	.00	.00	.00	.00
30	2.90	(41,18)	.00	2.90	.00	.40	.80	.10	.10	.50	.00	.00	.10	.00
				Links 10+	.90	.00	.00	.00	.00	.00	.00	.00	.00	.00
31	3.40	(285,21)	.00	3.40	.00	.40	.80	.00	.00	.60	.00	.00	.10	.00
				Links 10+	1.50	.00	.00	.00	.00	.00	.00	.00	.00	.00

DATE : 7/21/ 8
TIME : 16:24:16

JOB: HSS FDR Air Quality No-Build/70' Jets

RUN: FDR DRIVE BET E 67TH-75TH STS/70' JETS

LINK CONTRIBUTION TABLES

MAXIMUM 1-HOUR AVERAGED LINK CONTRIBUTIONS
IN PARTS PER MILLION (PPM)
INCLUDING AMBIENT BACKGROUND CONCENTRATIONS.

Rcptr No.	Total Conc	Ending Day Hr	Ambient Backgnd	Total Link	Link +1	Link +2	Link +3	Link +4	Link +5	Link +6	Link +7	Link +8	Link +9	Link +10
32	3.80	(285,21)	.00	3.80	.00	.00	1.10	.00	.00	.60	.00	.00	.10	.00
				Links 10+	2.00	.00	.00	.00	.00	.00	.00	.00	.00	.00
33	3.30	(285,21)	.00	3.30	.00	.00	1.10	.00	.00	.60	.00	.00	.10	.00
				Links 10+	1.50	.00	.00	.00	.00	.00	.00	.00	.00	.00
34	3.40	(50, 8)	.00	3.40	.00	.60	.60	.00	.00	.00	.70	.00	.00	.10
				Links 10+	1.40	.00	.00	.00	.00	.00	.00	.00	.00	.00
35	3.50	(50, 8)	.00	3.50	.00	.40	.80	.00	.00	.10	.60	.00	.00	.10
				Links 10+	1.50	.00	.00	.00	.00	.00	.00	.00	.00	.00
36	2.90	(29, 9)	.00	2.90	.00	.40	.80	.00	.00	.10	.50	.00	.00	.10
				Links 10+	1.00	.00	.00	.00	.00	.00	.00	.00	.00	.00
37	2.60	(316,17)	.00	2.60	.00	.60	.70	.00	.00	.10	.50	.00	.00	.00
				Links 10+	.70	.00	.00	.00	.00	.00	.00	.00	.00	.00
38	2.40	(316,17)	.00	2.40	.00	.50	.80	.00	.00	.10	.50	.00	.00	.00
				Links 10+	.50	.00	.00	.00	.00	.00	.00	.00	.00	.00
39	2.20	(50, 8)	.00	2.20	.00	.20	1.00	.00	.00	.40	.30	.00	.00	.00
				Links 10+	.30	.00	.00	.00	.00	.00	.00	.00	.00	.00
40	2.20	(316,17)	.00	2.20	.00	.40	.90	.00	.00	.20	.40	.00	.00	.00
				Links 10+	.30	.00	.00	.00	.00	.00	.00	.00	.00	.00
41	2.20	(316,17)	.00	2.20	.00	.40	.90	.00	.00	.20	.40	.00	.00	.00
				Links 10+	.30	.00	.00	.00	.00	.00	.00	.00	.00	.00
42	2.00	(50, 8)	.00	2.00	.00	.10	1.00	.00	.00	.50	.20	.00	.10	.00
				Links 10+	.10	.00	.00	.00	.00	.00	.00	.00	.00	.00
43	1.90	(29, 9)	.00	1.90	.00	.10	1.00	.00	.00	.40	.20	.00	.10	.00
				Links 10+	.10	.00	.00	.00	.00	.00	.00	.00	.00	.00
44	2.10	(316,17)	.00	2.10	.00	.30	1.00	.00	.00	.30	.30	.00	.00	.00
				Links 10+	.20	.00	.00	.00	.00	.00	.00	.00	.00	.00
45	2.00	(50, 8)	.00	2.00	.00	.10	1.10	.00	.00	.50	.10	.00	.10	.00
				Links 10+	.10	.00	.00	.00	.00	.00	.00	.00	.00	.00
46	1.90	(50, 8)	.00	1.90	.00	.10	1.10	.00	.00	.50	.10	.00	.10	.00
				Links 10+	.00	.00	.00	.00	.00	.00	.00	.00	.00	.00
47	1.80	(29, 9)	.00	1.80	.00	.10	1.00	.00	.00	.40	.10	.00	.10	.00
				Links 10+	.10	.00	.00	.00	.00	.00	.00	.00	.00	.00
48	1.80	(29, 9)	.00	1.80	.00	.10	1.00	.00	.00	.50	.10	.00	.10	.00
				Links 10+	.00	.00	.00	.00	.00	.00	.00	.00	.00	.00
49	1.90	(285,21)	.00	1.90	.00	.00	1.10	.10	.10	.50	.00	.00	.10	.00
				Links 10+	.00	.00	.00	.00	.00	.00	.00	.00	.00	.00
50	1.90	(316,17)	.00	1.90	.00	.20	1.10	.00	.00	.30	.20	.00	.00	.00
				Links 10+	.10	.00	.00	.00	.00	.00	.00	.00	.00	.00

JOB: HSS FDR Air Quality No-Build/70' Jets

RUN: FDR DRIVE BET E 67TH-75TH STS/70' JETS

LINK CONTRIBUTION TABLES

MAXIMUM 1-HOUR AVERAGED LINK CONTRIBUTIONS
IN PARTS PER MILLION (PPM)
INCLUDING AMBIENT BACKGROUND CONCENTRATIONS.

Rcptr No.	Total Conc	Ending Day Hr	Ambient Backgnd	Total Link	Link +1	Link +2	Link +3	Link +4	Link +5	Link +6	Link +7	Link +8	Link +9	Link +10
51	2.00	(316,17)	.00	2.00	.00	.20	1.10	.00	.00	.40	.20	.00	.00	.00
			Links	10+	.10	.00	.00	.00	.00	.00	.00	.00	.00	.00
52	2.00	(316,17)	.00	2.00	.00	.20	1.10	.00	.00	.40	.20	.00	.00	.00
			Links	10+	.10	.00	.00	.00	.00	.00	.00	.00	.00	.00
53	2.00	(285,21)	.00	2.00	.00	.00	1.00	.30	.50	.20	.00	.00	.00	.00
			Links	10+	.00	.00	.00	.00	.00	.00	.00	.00	.00	.00
54	2.00	(316,17)	.00	2.00	.00	.20	1.10	.00	.00	.40	.20	.00	.00	.00
			Links	10+	.10	.00	.00	.00	.00	.00	.00	.00	.00	.00
55	2.00	(285,21)	.00	2.00	.00	.00	.50	.80	.70	.00	.00	.00	.00	.00
			Links	10+	.00	.00	.00	.00	.00	.00	.00	.00	.00	.00
56	1.90	(285,21)	.00	1.90	.00	.00	.00	1.20	.70	.00	.00	.00	.00	.00
			Links	10+	.00	.00	.00	.00	.00	.00	.00	.00	.00	.00
57	2.30	(41,18)	.00	2.30	.20	1.30	.10	.00	.00	.10	.60	.00	.00	.00
			Links	10+	.00	.00	.00	.00	.00	.00	.00	.00	.00	.00
58	2.30	(172,16)	.00	2.30	.70	.00	.00	.00	.00	.00	.10	.50	.00	.00
			Links	10+	.00	1.00	.00	.00	.00	.00	.00	.00	.00	.00
59	2.50	(285,21)	.00	2.50	1.00	.30	.00	.00	.00	.00	.40	.20	.00	.10
			Links	10+	.00	.50	.00	.00	.00	.00	.00	.00	.00	.00
60	2.70	(285,21)	.00	2.70	1.00	.10	.00	.00	.00	.00	.30	.40	.00	.10
			Links	10+	.00	.80	.00	.00	.00	.00	.00	.00	.00	.00

SECOND HIGHEST 1-HOUR AVERAGED LINK CONTRIBUTIONS
IN PARTS PER MILLION (PPM)
INCLUDING AMBIENT BACKGROUND CONCENTRATIONS.

Rcptr No.	Total Conc	Ending Day Hr	Ambient Backgnd	Total Link	Link +1	Link +2	Link +3	Link +4	Link +5	Link +6	Link +7	Link +8	Link +9	Link +10
1	2.20	(285,21)	.00	2.20	.00	1.40	.00	.00	.00	.00	.70	.00	.00	.10
			Links	10+	.00	.00	.00	.00	.00	.00	.00	.00	.00	.00
2	2.20	(285,21)	.00	2.20	.00	1.40	.00	.00	.00	.00	.70	.00	.00	.10
			Links	10+	.00	.00	.00	.00	.00	.00	.00	.00	.00	.00
3	2.20	(50, 8)	.00	2.20	.50	.70	.00	.00	.00	.00	.00	.50	.00	.00
			Links	10+	.00	.50	.00	.00	.00	.00	.00	.00	.00	.00
4	2.30	(50, 8)	.00	2.30	.30	1.00	.00	.00	.00	.00	.10	.40	.00	.00
			Links	10+	.00	.50	.00	.00	.00	.00	.00	.00	.00	.00
5	2.30	(50, 8)	.00	2.30	.20	1.10	.00	.00	.00	.00	.20	.40	.00	.00
			Links	10+	.00	.40	.00	.00	.00	.00	.00	.00	.00	.00

DATE : 7/21/ 8
TIME : 16:24:16

JOB: HSS FDR Air Quality No-Build/70' Jets

RUN: FDR DRIVE BET E 67TH-75TH STS/70' JETS

LINK CONTRIBUTION TABLES

SECOND HIGHEST 1-HOUR AVERAGED LINK CONTRIBUTIONS
IN PARTS PER MILLION (PPM)
INCLUDING AMBIENT BACKGROUND CONCENTRATIONS.

Rcptr No.	Total Conc	Ending Day Hr	Ambient Backgnd	Total Link	Link +1	Link +2	Link +3	Link +4	Link +5	Link +6	Link +7	Link +8	Link +9	Link +10
6	2.30	(50, 8)	.00	2.30	.20	1.10	.00	.00	.00	.00	.30	.30	.00	.00
				Links 10+	.00	.40	.00	.00	.00	.00	.00	.00	.00	.00
7	2.20	(29, 9)	.00	2.20	.20	1.10	.00	.00	.00	.00	.30	.30	.00	.00
				Links 10+	.00	.30	.00	.00	.00	.00	.00	.00	.00	.00
8	2.20	(50, 8)	.00	2.20	.10	1.20	.00	.00	.00	.00	.50	.20	.00	.00
				Links 10+	.00	.20	.00	.00	.00	.00	.00	.00	.00	.00
9	2.30	(50, 8)	.00	2.30	.10	1.30	.00	.00	.00	.00	.50	.20	.00	.00
				Links 10+	.00	.20	.00	.00	.00	.00	.00	.00	.00	.00
10	2.20	(50, 8)	.00	2.20	.10	1.30	.00	.00	.00	.00	.60	.10	.00	.00
				Links 10+	.00	.10	.00	.00	.00	.00	.00	.00	.00	.00
11	2.20	(50, 8)	.00	2.20	.10	1.30	.00	.00	.00	.00	.60	.10	.00	.00
				Links 10+	.00	.10	.00	.00	.00	.00	.00	.00	.00	.00
12	2.10	(41,18)	.00	2.10	.00	1.40	.10	.00	.00	.10	.50	.00	.00	.00
				Links 10+	.00	.00	.00	.00	.00	.00	.00	.00	.00	.00
13	2.20	(285,21)	.00	2.20	.00	1.40	.00	.00	.00	.00	.70	.00	.00	.10
				Links 10+	.00	.00	.00	.00	.00	.00	.00	.00	.00	.00
14	2.20	(285,21)	.00	2.20	.00	1.40	.00	.00	.00	.00	.70	.00	.00	.10
				Links 10+	.00	.00	.00	.00	.00	.00	.00	.00	.00	.00
15	2.20	(50, 8)	.00	2.20	.00	1.30	.00	.00	.00	.00	.70	.10	.00	.00
				Links 10+	.00	.10	.00	.00	.00	.00	.00	.00	.00	.00
16	2.20	(50, 8)	.00	2.20	.00	1.30	.00	.00	.00	.00	.70	.10	.00	.00
				Links 10+	.00	.10	.00	.00	.00	.00	.00	.00	.00	.00
17	2.20	(285,21)	.00	2.20	.00	1.40	.00	.00	.00	.00	.70	.00	.00	.10
				Links 10+	.00	.00	.00	.00	.00	.00	.00	.00	.00	.00
18	2.20	(285,21)	.00	2.20	.00	1.40	.00	.00	.00	.00	.70	.00	.00	.10
				Links 10+	.00	.00	.00	.00	.00	.00	.00	.00	.00	.00
19	2.20	(285,21)	.00	2.20	.00	1.40	.00	.00	.00	.00	.70	.00	.00	.10
				Links 10+	.00	.00	.00	.00	.00	.00	.00	.00	.00	.00
20	2.20	(285,21)	.00	2.20	.00	1.40	.00	.00	.00	.00	.70	.00	.00	.10
				Links 10+	.00	.00	.00	.00	.00	.00	.00	.00	.00	.00
21	2.20	(285,21)	.00	2.20	.00	1.40	.00	.00	.00	.00	.70	.00	.00	.10
				Links 10+	.00	.00	.00	.00	.00	.00	.00	.00	.00	.00
22	2.20	(50, 8)	.00	2.20	.00	1.40	.00	.00	.00	.00	.70	.00	.00	.10
				Links 10+	.00	.00	.00	.00	.00	.00	.00	.00	.00	.00
23	2.20	(50, 8)	.00	2.20	.00	1.40	.00	.00	.00	.00	.70	.00	.00	.10
				Links 10+	.00	.00	.00	.00	.00	.00	.00	.00	.00	.00
24	2.20	(50, 8)	.00	2.20	.00	1.40	.00	.00	.00	.00	.70	.00	.00	.10
				Links 10+	.00	.00	.00	.00	.00	.00	.00	.00	.00	.00

JOB: HSS FDR Air Quality No-Build/70' Jets

RUN: FDR DRIVE BET E 67TH-75TH STS/70' JETS

LINK CONTRIBUTION TABLES

SECOND HIGHEST 1-HOUR AVERAGED LINK CONTRIBUTIONS
IN PARTS PER MILLION (PPM)
INCLUDING AMBIENT BACKGROUND CONCENTRATIONS.

Rcptr No.	Total Conc	Ending Day Hr	Ambient Backgnd	Total Link	Link +1	Link +2	Link +3	Link +4	Link +5	Link +6	Link +7	Link +8	Link +9	Link +10
25	2.20	(50, 8)	.00	2.20	.00	1.40	.00	.00	.00	.00	.70	.00	.00	.10
				Links 10+	.00	.00	.00	.00	.00	.00	.00	.00	.00	.00
26	2.20	(50, 8)	.00	2.20	.00	1.40	.00	.00	.00	.00	.70	.00	.00	.10
				Links 10+	.00	.00	.00	.00	.00	.00	.00	.00	.00	.00
27	2.30	(285,21)	.00	2.30	.00	1.40	.10	.00	.00	.20	.50	.00	.00	.00
				Links 10+	.10	.00	.00	.00	.00	.00	.00	.00	.00	.00
28	2.40	(285,21)	.00	2.40	.00	1.30	.10	.00	.00	.30	.40	.00	.10	.00
				Links 10+	.20	.00	.00	.00	.00	.00	.00	.00	.00	.00
29	2.50	(285,21)	.00	2.50	.00	1.20	.20	.00	.00	.40	.20	.00	.10	.00
				Links 10+	.40	.00	.00	.00	.00	.00	.00	.00	.00	.00
30	2.80	(285,21)	.00	2.80	.00	.90	.40	.00	.00	.50	.10	.00	.10	.00
				Links 10+	.80	.00	.00	.00	.00	.00	.00	.00	.00	.00
31	3.10	(41,18)	.00	3.10	.00	.10	1.10	.10	.10	.50	.00	.00	.10	.00
				Links 10+	1.10	.00	.00	.00	.00	.00	.00	.00	.00	.00
32	3.20	(285,23)	.00	3.20	.00	.00	.80	.00	.00	.50	.00	.00	.10	.00
				Links 10+	1.80	.00	.00	.00	.00	.00	.00	.00	.00	.00
33	2.90	(285,23)	.00	2.90	.00	.00	.80	.00	.00	.50	.00	.00	.10	.00
				Links 10+	1.50	.00	.00	.00	.00	.00	.00	.00	.00	.00
34	3.30	(76,19)	.00	3.30	.00	.60	.60	.00	.00	.00	.60	.00	.00	.10
				Links 10+	1.40	.00	.00	.00	.00	.00	.00	.00	.00	.00
35	3.30	(29, 9)	.00	3.30	.00	.50	.70	.00	.00	.10	.60	.00	.00	.10
				Links 10+	1.30	.00	.00	.00	.00	.00	.00	.00	.00	.00
36	2.90	(50, 8)	.00	2.90	.00	.30	.90	.00	.00	.20	.50	.00	.00	.00
				Links 10+	1.00	.00	.00	.00	.00	.00	.00	.00	.00	.00
37	2.40	(50, 8)	.00	2.40	.00	.20	.90	.00	.00	.30	.40	.00	.00	.00
				Links 10+	.60	.00	.00	.00	.00	.00	.00	.00	.00	.00
38	2.20	(29, 9)	.00	2.20	.00	.30	.90	.00	.00	.20	.40	.00	.00	.00
				Links 10+	.40	.00	.00	.00	.00	.00	.00	.00	.00	.00
39	2.20	(316,17)	.00	2.20	.00	.50	.80	.00	.00	.10	.40	.00	.00	.00
				Links 10+	.40	.00	.00	.00	.00	.00	.00	.00	.00	.00
40	1.90	(29, 9)	.00	1.90	.00	.20	.90	.00	.00	.30	.30	.00	.00	.00
				Links 10+	.20	.00	.00	.00	.00	.00	.00	.00	.00	.00
41	1.90	(29, 9)	.00	1.90	.00	.20	1.00	.00	.00	.30	.20	.00	.00	.00
				Links 10+	.20	.00	.00	.00	.00	.00	.00	.00	.00	.00
42	1.90	(29, 9)	.00	1.90	.00	.10	1.00	.00	.00	.40	.20	.00	.10	.00
				Links 10+	.10	.00	.00	.00	.00	.00	.00	.00	.00	.00
43	1.90	(50, 8)	.00	1.90	.00	.10	1.00	.00	.00	.50	.10	.00	.10	.00
				Links 10+	.10	.00	.00	.00	.00	.00	.00	.00	.00	.00

DATE : 7/21/ 8
TIME : 16:24:16

JOB: HSS FDR Air Quality No-Build/70' Jets

RUN: FDR DRIVE BET E 67TH-75TH STS/70' JETS

LINK CONTRIBUTION TABLES

SECOND HIGHEST 1-HOUR AVERAGED LINK CONTRIBUTIONS
IN PARTS PER MILLION (PPM)
INCLUDING AMBIENT BACKGROUND CONCENTRATIONS.

Rcptr No.	Total Conc	Ending Day Hr	Ambient Backgnd	Total Link	Link +1	Link +2	Link +3	Link +4	Link +5	Link +6	Link +7	Link +8	Link +9	Link +10
44	1.90	(29, 9)	.00	1.90	.00	.10	1.00	.00	.00	.40	.20	.00	.10	.00
				Links 10+	.10	.00	.00	.00	.00	.00	.00	.00	.00	.00
45	2.00	(316,17)	.00	2.00	.00	.30	1.00	.00	.00	.30	.30	.00	.00	.00
				Links 10+	.10	.00	.00	.00	.00	.00	.00	.00	.00	.00
46	1.90	(316,17)	.00	1.90	.00	.20	1.00	.00	.00	.30	.30	.00	.00	.00
				Links 10+	.10	.00	.00	.00	.00	.00	.00	.00	.00	.00
47	1.80	(50, 8)	.00	1.80	.00	.00	1.10	.00	.00	.50	.10	.00	.10	.00
				Links 10+	.00	.00	.00	.00	.00	.00	.00	.00	.00	.00
48	1.80	(50, 8)	.00	1.80	.00	.00	1.10	.00	.00	.50	.10	.00	.10	.00
				Links 10+	.00	.00	.00	.00	.00	.00	.00	.00	.00	.00
49	1.80	(29, 9)	.00	1.80	.00	.10	1.00	.00	.00	.50	.10	.00	.10	.00
				Links 10+	.00	.00	.00	.00	.00	.00	.00	.00	.00	.00
50	1.90	(29, 9)	.00	1.90	.00	.10	1.10	.00	.00	.50	.10	.00	.10	.00
				Links 10+	.00	.00	.00	.00	.00	.00	.00	.00	.00	.00
51	1.90	(41,18)	.00	1.90	.00	.00	.80	.50	.50	.10	.00	.00	.00	.00
				Links 10+	.00	.00	.00	.00	.00	.00	.00	.00	.00	.00
52	1.80	(29, 9)	.00	1.80	.00	.10	1.00	.00	.00	.50	.10	.00	.10	.00
				Links 10+	.00	.00	.00	.00	.00	.00	.00	.00	.00	.00
53	2.00	(316,17)	.00	2.00	.00	.20	1.10	.00	.00	.40	.20	.00	.00	.00
				Links 10+	.10	.00	.00	.00	.00	.00	.00	.00	.00	.00
54	1.90	(285,21)	.00	1.90	.00	.00	.80	.40	.60	.10	.00	.00	.00	.00
				Links 10+	.00	.00	.00	.00	.00	.00	.00	.00	.00	.00
55	1.90	(316,17)	.00	1.90	.00	.10	1.10	.00	.00	.40	.20	.00	.00	.00
				Links 10+	.10	.00	.00	.00	.00	.00	.00	.00	.00	.00
56	1.80	(50, 8)	.00	1.80	.00	.00	1.10	.00	.00	.60	.00	.00	.10	.00
				Links 10+	.00	.00	.00	.00	.00	.00	.00	.00	.00	.00
57	2.20	(285,21)	.00	2.20	.50	.90	.00	.00	.00	.00	.70	.00	.00	.10
				Links 10+	.00	.00	.00	.00	.00	.00	.00	.00	.00	.00
58	2.30	(285,21)	.00	2.30	.80	.50	.00	.00	.00	.00	.60	.10	.00	.10
				Links 10+	.00	.20	.00	.00	.00	.00	.00	.00	.00	.00
59	2.10	(41,18)	.00	2.10	.60	.80	.00	.00	.00	.10	.60	.00	.00	.00
				Links 10+	.00	.00	.00	.00	.00	.00	.00	.00	.00	.00
60	2.30	(41,18)	.00	2.30	.70	.70	.00	.00	.00	.10	.60	.10	.00	.00
				Links 10+	.00	.10	.00	.00	.00	.00	.00	.00	.00	.00

JOB: HSS FDR Air Quality No-Build/70' Jets

RUN: FDR DRIVE BET E 67TH-75TH STS/70' JETS

CALM DURATION FREQUENCY

Hours of Consecutive Calm Winds	Frequency of Occurrence	(Julian day/hour ending) of Significant Occurrences
1	155	(5,13)(5,19)(5,23)(6, 4)(29,10)(41,19)(49,19)(52, 8)(52,12)(59,18) (61,13)(63, 2)(63,24)(67,13)(73,17)(75, 1)(75,22)(76,16)(82,20)(83,14) (85, 5)(86,13)(87, 1)(88, 6)(92, 5)(109,21)(110, 1)(110, 3)(118, 7)(118, 9) (122, 7)(124,23)(126,21)(126,23)(127, 8)(131, 4)(135, 7)(139, 5)(139,16)(140, 6) (141, 4)(141, 8)(145, 4)(145, 6)(146,21)(147, 7)(147,13)(148, 2)(148, 8)(148,10) (150,21)(150,23)(154, 4)(154,18)(156, 5)(156,11)(156,15)(157,16)(158, 7)(160, 7) (160,11)(162,12)(162,22)(163, 2)(164, 5)(165, 2)(165,16)(165,22)(166,13)(170, 1) (170,15)(173, 1)(174, 4)(174,11)(174,14)(174,22)(175, 2)(175,16)(176, 7)(177,22) (180, 5)(182,24)(183, 5)(184, 4)(185, 8)(185,10)(188, 1)(190, 9)(194,21)(196, 3) (199, 2)(200, 2)(200,18)(200,23)(201, 1)(206, 3)(213,24)(216,10)(218,22)(219, 4) (224, 6)(225, 4)(226, 7)(227,17)(227,19)(227,21)(232, 5)(233, 6)(236,12)(238, 5) (247, 1)(247,11)(247,20)(249,16)(249,18)(249,20)(250,11)(253,10)(253,14)(257, 6) (258,22)(263,11)(264,24)(265, 2)(267, 5)(273,10)(275, 6)(281, 2)(281, 5)(282, 2) (282, 7)(282,15)(285,22)(286,23)(291, 6)(297,22)(298, 4)(298, 9)(305,23)(307, 4) (307,11)(308, 5)(310, 3)(315, 3)(316,16)(320,16)(326, 1)(326,17)(326,22)(330, 6) (338,24)(343,13)(350,14)(357, 4)(358, 4)
2	42	(6, 2)(26,13)(26,16)(34,15)(37,14)(50, 6)(66,24)(75, 4)(76,21)(83, 6) (95,22)(117,23)(124, 5)(125, 3)(127,12)(131, 1)(132, 7)(138, 1)(147, 5)(154, 9) (174, 2)(175, 5)(175, 8)(179,12)(190, 7)(196, 6)(197,17)(198, 5)(202,23)(211, 5) (228, 3)(253,22)(259, 2)(263, 5)(267,11)(279, 1)(293, 9)(310, 1)(314, 4)(326,14) (327, 2)(350,12)
3	14	(29, 6)(118, 4)(145, 1)(165, 8)(201, 6)(247,24)(282,12)(298, 2)(309,22)(314, 8) (320, 7)(320,11)(331, 7)(351, 5)
4	6	(1, 9)(115, 7)(141,13)(170, 6)(231, 7)(280, 5)
5	5	(64,15)(77, 3)(139, 2)(330, 3)(362,13)
6	3	(163,10)(225,13)(359,22)
7	1	(140, 4)
8	1	(54,14)
16	1	(48,12)
23	1	(13,18)

Program terminated normally

JOB: HSS FDR Air Quality No-Build/70' Jets

RUN: FDR DRIVE BET E 67TH-75TH STS/70' JETS

General Information

Run start date: 1/ 1/ 4 Julian: 1
end date: 12/31/ 4 Julian: 366

A Tier 2 approach was used for input data preparation.

The MODE flag has been set to C for calculating CO averages.

Ambient background concentrations are included in the averages below.

Site & Meteorological Constants

VS = .0 CM/S VD = .0 CM/S Z0 = 175. CM ATIM = 60.

Met. Sfc. Sta. Id & Yr = 72503 2004
Upper Air Sta. Id & Yr = 94703 2004

CAUTION: The input years for the Run and Meteorological data differ. The respective values are: 4 and 2004.

Urban mixing heights were processed.

In 2004, Julian day 1 is a Thursday.

The patterns from the input file have been assigned as follows:

Pattern # 1 is assigned to Monday.
Pattern # 1 is assigned to Tuesday.
Pattern # 1 is assigned to Wednesday.
Pattern # 1 is assigned to Thursday.
Pattern # 1 is assigned to Friday.
Pattern # 1 is assigned to Saturday.
Pattern # 1 is assigned to Sunday.

Link Data Constants - (Variable data in *.LNK file)

LINK DESCRIPTION	LINK COORDINATES (FT) X1	Y1	X2	Y2	LENGTH (FT)	BRG (DEG)	TYPE	H (FT)	W (FT)	NLANES
1. FDR N/B 67th-68th St*	-132.0	-225.0	15.0	-10.0	260.	34.	AG	.0	36.0	
2. FDR N/B 68th-71st St*	15.0	-10.0	438.0	608.0	749.	34.	AG	.0	36.0	
3. FDR N/B 71st-73rd St*	438.0	608.0	773.0	1098.0	594.	34.	AG	.0	36.0	
4. FDR N/B 73rd-75th St*	773.0	1098.0	1056.0	1625.0	598.	28.	AG	.0	36.0	
5. FDR S/B 75th-73rd St*	743.0	1118.0	1026.0	1645.0	598.	28.	AG	.0	36.0	
6. FDR S/B 73rd-71st St*	408.0	628.0	743.0	1118.0	594.	34.	AG	.0	36.0	

DATE : 7/21/ 8
TIME : 16:47:23

JOB: HSS FDR Air Quality No-Build/70' Jets RUN: FDR DRIVE BET E 67TH-75TH STS/70' JETS

Link Data Constants - (Variable data in *.LNK file)

	LINK DESCRIPTION	LINK COORDINATES (FT) X1	Y1	X2	Y2	LENGTH (FT)	BRG (DEG)	TYPE	H (FT)	W (FT)	NLANES
7.	FDR S/B 71st-68th St	-15.0	10.0	408.0	628.0	749.	34.	AG	.0	36.0	
8.	FDR S/B 68th-67th St	-162.0	-205.0	-15.0	10.0	260.	34.	AG	.0	36.0	
9.	FDR Service Rd 73-71	385.0	644.0	720.0	1134.0	594.	34.	AG	.0	32.0	
10.	FDR Service Rd 68-71	-38.0	26.0	385.0	644.0	749.	34.	AG	.0	32.0	
11.	FDR N/B 70' Jet 71St	438.0	608.0	478.0	665.0	70.	35.	AG	.0	32.0	
12.	FDR S/B 70' Jet 68St	-15.0	10.0	-55.0	-47.0	70.	215.	AG	.0	32.0	

Receptor Data

	RECEPTOR	COORDINATES (FT) X	Y	Z
1.	RECEPTOR 1	34.0	-23.0	6.0
2.	RECEPTOR 2	48.0	-4.0	6.0
3.	RECEPTOR 3	62.0	17.0	6.0
4.	RECEPTOR 4	75.0	37.0	6.0
5.	RECEPTOR 5	89.0	57.0	6.0
6.	RECEPTOR 6	103.0	77.0	6.0
7.	RECEPTOR 7	117.0	97.0	6.0
8.	RECEPTOR 8	130.0	117.0	6.0
9.	RECEPTOR 9	144.0	137.0	6.0
10.	RECEPTOR 10	158.0	158.0	6.0
11.	RECEPTOR 11	172.0	178.0	6.0
12.	RECEPTOR 12	186.0	198.0	6.0
13.	RECEPTOR 13	199.0	218.0	6.0
14.	RECEPTOR 14	213.0	238.0	6.0
15.	RECEPTOR 15	227.0	258.0	6.0
16.	RECEPTOR 16	241.0	278.0	6.0
17.	RECEPTOR 17	255.0	299.0	6.0
18.	RECEPTOR 18	268.0	319.0	6.0
19.	RECEPTOR 19	282.0	339.0	6.0
20.	RECEPTOR 20	296.0	359.0	6.0
21.	RECEPTOR 21	310.0	379.0	6.0
22.	RECEPTOR 22	323.0	399.0	6.0
23.	RECEPTOR 23	337.0	419.0	6.0
24.	RECEPTOR 24	351.0	440.0	6.0
25.	RECEPTOR 25	365.0	460.0	6.0
26.	RECEPTOR 26	379.0	480.0	6.0
27.	RECEPTOR 27	392.0	500.0	6.0
28.	RECEPTOR 28	406.0	520.0	6.0

JOB: HSS FDR Air Quality No-Build/70' Jets

RUN: FDR DRIVE BET E 67TH-75TH STS/70' JETS

Receptor Data

RECEPTOR	COORDINATES (FT) X	Y	Z
29. RECEPTOR 29	420.0	540.0	6.0
30. RECEPTOR 30	434.0	561.0	6.0
31. RECEPTOR 31	447.0	581.0	6.0
32. RECEPTOR 32	461.0	601.0	6.0
33. RECEPTOR 33	475.0	621.0	6.0
34. RECEPTOR 34	489.0	641.0	6.0
35. RECEPTOR 35	503.0	661.0	6.0
36. RECEPTOR 36	516.0	681.0	6.0
37. RECEPTOR 37	530.0	702.0	6.0
38. RECEPTOR 38	544.0	722.0	6.0
39. RECEPTOR 39	558.0	742.0	6.0
40. RECEPTOR 40	571.0	762.0	6.0
41. RECEPTOR 41	585.0	782.0	6.0
42. RECEPTOR 42	599.0	802.0	6.0
43. RECEPTOR 43	613.0	822.0	6.0
44. RECEPTOR 44	627.0	843.0	6.0
45. RECEPTOR 45	640.0	863.0	6.0
46. RECEPTOR 46	654.0	883.0	6.0
47. RECEPTOR 47	668.0	903.0	6.0
48. RECEPTOR 48	682.0	923.0	6.0
49. RECEPTOR 49	696.0	943.0	6.0
50. RECEPTOR 50	709.0	964.0	6.0
51. RECEPTOR 51	723.0	984.0	6.0
52. RECEPTOR 52	737.0	1004.0	6.0
53. RECEPTOR 53	751.0	1024.0	6.0
54. RECEPTOR 54	764.0	1044.0	6.0
55. RECEPTOR 55	778.0	1064.0	6.0
56. RECEPTOR 56	792.0	1084.0	6.0
57. RECEPTOR 57	20.0	-44.0	6.0
58. RECEPTOR 58	6.0	-64.0	6.0
59. RECEPTOR 59	-7.0	-84.0	6.0
60. RECEPTOR 60	-21.0	-104.0	6.0

JOB: HSS FDR Air Quality No-Build/70' Jets

RUN: FDR DRIVE BET E 67TH-75TH STS/70' JETS

Model Results

Remarks : In search of the wind direction corresponding to the maximum concentration, only the first direction, of the directions with the same maximum concentrations, is indicated as the maximum.

* MAXIMUM HOURLY CONCENTRATIONS WITH ANY AMBIENT BACKGROUND CONCENTRATIONS (BKG) ADDED
* (PPM)

*	REC1	REC2	REC3	REC4	REC5	REC6	REC7	REC8	REC9	REC10
MAX+BKG *	2.2	2.2	2.2	2.2	2.2	2.2	2.2	2.2	2.2	2.2
- BKG *	.0	.0	.0	.0	.0	.0	.0	.0	.0	.0
MAX *	2.2	2.2	2.2	2.2	2.2	2.2	2.2	2.2	2.2	2.2
WIND DIR*	282	13	13	13	13	13	13	13	13	13
JULIAN *	60	299	299	299	299	299	299	299	299	299
HOUR *	8	18	18	18	18	18	18	18	18	18

*	REC11	REC12	REC13	REC14	REC15	REC16	REC17	REC18	REC19	REC20
MAX+BKG *	2.1	2.1	2.1	2.1	2.1	2.1	2.1	2.2	2.2	2.2
- BKG *	.0	.0	.0	.0	.0	.0	.0	.0	.0	.0
MAX *	2.1	2.1	2.1	2.1	2.1	2.1	2.1	2.2	2.2	2.2
WIND DIR*	324	324	324	324	324	324	324	13	13	13
JULIAN *	94	94	94	94	94	94	94	299	299	299
HOUR *	17	17	17	17	17	17	17	18	18	18

*	REC21	REC22	REC23	REC24	REC25	REC26	REC27	REC28	REC29	REC30
MAX+BKG *	2.1	2.1	2.2	2.3	2.2	2.3	2.4	2.4	2.6	2.7
- BKG *	.0	.0	.0	.0	.0	.0	.0	.0	.0	.0
MAX *	2.1	2.1	2.2	2.3	2.2	2.3	2.4	2.4	2.6	2.7
WIND DIR*	324	324	13	13	13	13	13	13	13	13
JULIAN *	94	94	299	299	299	299	299	299	299	299
HOUR *	17	17	18	18	18	18	18	18	18	18

*	REC31	REC32	REC33	REC34	REC35	REC36	REC37	REC38	REC39	REC40
MAX+BKG *	3.1	3.7	3.7	3.1	2.9	2.6	2.3	2.1	2.1	1.9
- BKG *	.0	.0	.0	.0	.0	.0	.0	.0	.0	.0
MAX *	3.1	3.7	3.7	3.1	2.9	2.6	2.3	2.1	2.1	1.9
WIND DIR*	13	324	324	324	234	229	232	217	217	217
JULIAN *	299	94	94	94	356	276	323	99	99	99
HOUR *	18	17	17	17	16	21	16	18	18	18

JOB: HSS FDR Air Quality No-Build/70' Jets

RUN: FDR DRIVE BET E 67TH-75TH STS/70' JETS

* MAXIMUM HOURLY CONCENTRATIONS WITH ANY AMBIENT BACKGROUND CONCENTRATIONS (BKG) ADDED
(PPM)

	REC41	REC42	REC43	REC44	REC45	REC46	REC47	REC48	REC49	REC50
MAX+BKG	1.9	1.9	1.9	1.9	1.9	1.9	1.7	1.9	1.8	1.9
- BKG	.0	.0	.0	.0	.0	.0	.0	.0	.0	.0
MAX	1.9	1.9	1.9	1.9	1.9	1.9	1.7	1.9	1.8	1.9
WIND DIR	13	13	13	13	13	13	13	13	13	13
JULIAN	299	299	299	299	299	299	299	299	299	299
HOUR	18	18	18	18	18	18	18	18	18	18

	REC51	REC52	REC53	REC54	REC55	REC56	REC57	REC58	REC59	REC60
MAX+BKG	1.8	1.9	1.9	2.0	1.8	1.8	2.5	2.8	2.6	2.4
- BKG	.0	.0	.0	.0	.0	.0	.0	.0	.0	.0
MAX	1.8	1.9	1.9	2.0	1.8	1.8	2.5	2.8	2.6	2.4
WIND DIR	217	13	13	13	217	13	324	324	324	13
JULIAN	99	299	299	299	99	299	94	94	94	299
HOUR	18	18	18	18	18	18	17	17	17	18

THE HIGHEST CONCENTRATION OF 3.70 PPM OCCURRED AT RECEPTOR REC32.

DATE : 7/21/ 8
TIME : 17: 2:40

JOB: HSS FDR Air Quality No-Build/70' Jets

RUN: FDR DRIVE BET E 67TH-75TH STS/70' JETS

==========
Output Section
==========

NOTES PERTAINING TO THE REPORT

1. THE HIGHEST AVERAGE IN EACH OF THE FIRST TWO COLUMNS OF EACH TABLE BELOW ARE SUFFIXED BY AN ASTERISK (*). FOR PM OUTPUT, THERE IS ONLY ONE COLUMN AND ASTERISK FOR THE ANNUAL AVERAGE/PERIOD OF CONCERN TABLE.

2. THE NUMBERS IN PARENTHESES ARE THE JULIAN DAY AND ENDING HOUR FOR THE PRECEDING AVERAGE.

3. THE NUMBER OF CALM HOURS USED IN PRODUCING EACH AVERAGE ARE PREFIXED BY A C.

PRIMARY AVERAGES.

MAXIMUM 8-HOUR RUNNING NONOVERLAPPING AVERAGE CONCENTRATIONS
IN PARTS PER MILLION (PPM),
INCLUDING AMBIENT BACKGROUND CONCENTRATIONS.

Receptor Number	Highest Conc	Highest Ending Day Hr	Highest Calm	Second highest Conc	Second highest Ending Day Hr	Second highest Calm
1	1.27	(94,21)	C 2	1.22	(327,21)	C 0
2	1.23	(94,21)	C 2	1.07	(327,21)	C 0
3	1.20	(94,21)	C 2	1.09	(316,23)	C 0
4	1.13	(94,21)	C 2	1.10	(356,21)	C 0
5	1.12	(94,21)	C 2	1.07	(323,18)	C 0
6	1.12	(94,21)	C 2	1.09	(323,18)	C 0
7	1.10	(94,21)	C 2	1.08	(323,18)	C 0
8	1.13	(94,21)	C 2	1.08	(323,18)	C 0
9	1.13	(94,21)	C 2	1.09	(323,18)	C 0
10	1.13	(94,21)	C 2	1.06	(323,18)	C 0
11	1.15	(94,21)	C 2	1.05	(323,18)	C 0
12	1.15	(94,21)	C 2	1.06	(323,18)	C 0
13	1.15	(94,21)	C 2	1.05	(323,18)	C 0
14	1.15	(94,21)	C 2	1.08	(323,18)	C 0
15	1.13	(94,21)	C 2	1.08	(323,18)	C 0
16	1.13	(94,21)	C 2	1.06	(323,18)	C 0
17	1.12	(94,21)	C 2	1.04	(323,18)	C 0
18	1.12	(94,21)	C 2	1.01	(323,18)	C 0
19	1.12	(94,21)	C 2	1.00	(323,18)	C 0
20	1.12	(94,21)	C 2	1.01	(323,18)	C 0
21	1.13	(94,21)	C 2	1.01	(323,18)	C 0
22	1.13	(94,21)	C 2	1.03	(323,18)	C 0
23	1.13	(94,21)	C 2	1.01	(323,18)	C 0
24	1.13	(94,21)	C 2	1.05	(323,18)	C 0

JOB: HSS FDR Air Quality No-Build/70' Jets RUN: FDR DRIVE BET E 67TH-75TH STS/70' JETS

MAXIMUM 8-HOUR RUNNING NONOVERLAPPING AVERAGE CONCENTRATIONS
IN PARTS PER MILLION (PPM),
INCLUDING AMBIENT BACKGROUND CONCENTRATIONS.

Receptor Number	Highest Conc	Highest Ending Day Hr	Highest Calm	Second highest Conc	Second highest Ending Day Hr	Second highest Calm
25	1.13	(94,21)	C 2	1.05	(323,18)	C 0
26	1.13	(94,21)	C 2	1.01	(323,18)	C 0
27	1.13	(94,21)	C 2	1.05	(323,18)	C 0
28	1.12	(94,21)	C 2	1.06	(323,18)	C 0
29	1.10	(94,21)	C 2	1.08	(159, 1)	C 0
30	1.15	(159, 1)	C 0	1.12	(94,21)	C 2
31	1.37	(324,19)	C 2	1.29	(300,22)	C 0
32	1.72	(324,19)	C 2	1.62	(94,21)	C 2
33	1.90*	(94,21)	C 2	1.71*	(327,21)	C 0
34	1.85	(94,21)	C 2	1.64	(316,22)	C 0
35	1.63	(323,19)	C 0	1.44	(260,23)	C 0
36	1.42	(323,19)	C 0	1.26	(261, 1)	C 0
37	1.24	(323,19)	C 0	1.09	(261, 1)	C 0
38	1.13	(323,18)	C 0	.99	(261, 1)	C 0
39	1.02	(323,18)	C 0	.97	(261, 1)	C 0
40	1.01	(323,18)	C 0	.95	(94,21)	C 2
41	.99	(323,18)	C 0	.95	(94,21)	C 2
42	.94	(323,18)	C 0	.90	(94,21)	C 2
43	.95	(323,18)	C 0	.90	(94,21)	C 2
44	.92	(94,21)	C 2	.90	(323,18)	C 0
45	.93	(94,21)	C 2	.93	(323,18)	C 0
46	.93	(94,21)	C 2	.90	(323,18)	C 0
47	.90	(94,21)	C 2	.87	(323,18)	C 0
48	.90	(94,21)	C 2	.89	(323,18)	C 0
49	.90	(94,21)	C 2	.86	(323,18)	C 0
50	.93	(94,21)	C 2	.86	(323,18)	C 0
51	.92	(94,21)	C 2	.86	(323,18)	C 0
52	.90	(94,21)	C 2	.86	(323,18)	C 0
53	.92	(94,21)	C 2	.86	(323,18)	C 0
54	.95	(94,21)	C 2	.87	(323,18)	C 0
55	.92	(94,21)	C 2	.87	(324,19)	C 2
56	.90	(94,21)	C 2	.86	(323,18)	C 0
57	1.31	(327,21)	C 0	1.27	(94,21)	C 2
58	1.25	(327,21)	C 0	1.25	(324,19)	C 2
59	1.20	(324,19)	C 2	1.10	(94,21)	C 2
60	1.10	(324,19)	C 2	1.04	(299,22)	C 1

FIVE HIGHEST 1-HOUR END-TO-END AVERAGE CONCENTRATIONS IN PARTS PER MILLION
INCLUDING AMBIENT BACKGROUND CONCENTRATIONS.

Rcptr No.	Highest Conc	Highest Ending Day Hr	Highest Calm	Second Highest Conc	Second Highest Ending Day Hr	Second Highest Calm	Third Highest Conc	Third Highest Ending Day Hr	Third Highest Calm	Fourth Highest Conc	Fourth Highest Ending Day Hr	Fourth Highest Calm	Fifth Highest Conc	Fifth Highest Ending Day Hr	Fifth Highest Calm
1	2.20	(60, 8)	C 0	2.20	(94,17)	C 0	2.20	(299,18)	C 0	2.00	(87, 9)	C 0	1.90	(61, 7)	C 0

JOB: HSS FDR Air Quality No-Build/70' Jets

RUN: FDR DRIVE BET E 67TH-75TH STS/70' JETS

FIVE HIGHEST 1-HOUR END-TO-END AVERAGE CONCENTRATIONS IN PARTS PER MILLION
INCLUDING AMBIENT BACKGROUND CONCENTRATIONS.

Rcptr	Highest Ending			Second Highest Ending			Third Highest Ending			Fourth Highest Ending			Fifth Highest Ending		
No.	Conc	Day Hr	Calm	Conc	Day Hr	Calm	Conc	Day Hr	Calm	Conc	Day Hr	Calm	Conc	Day Hr	Calm
2	2.20	(299,18)	C 0	2.10	(87, 9)	C 0	2.10	(94,17)	C 0	1.90	(60, 8)	C 0	1.80	(78,16)	C 0
3	2.20	(299,18)	C 0	2.10	(94,17)	C 0	1.90	(87, 9)	C 0	1.90	(174,21)	C 0	1.80	(126,22)	C 0
4	2.20	(299,18)	C 0	2.10	(94,17)	C 0	2.00	(356,16)	C 0	1.90	(174,21)	C 0	1.80	(144,18)	C 0
5	2.20	(299,18)	C 0	2.10	(94,17)	C 0	1.90	(323,16)	C 0	1.80	(228, 8)	C 0	1.80	(144,18)	C 0
6	2.20	(299,18)	C 0	2.10	(94,17)	C 0	2.00	(356,16)	C 0	1.90	(323,16)	C 0	1.80	(144,18)	C 0
7	2.20	(299,18)	C 0	2.10	(94,17)	C 0	1.80	(276,21)	C 0	1.80	(323,16)	C 0	1.80	(356,16)	C 0
8	2.20	(299,18)	C 0	2.10	(94,17)	C 0	1.90	(323,16)	C 0	1.90	(356,16)	C 0	1.80	(276,21)	C 0
9	2.20	(299,18)	C 0	2.10	(94,17)	C 0	1.90	(276,21)	C 0	1.90	(323,16)	C 0	1.80	(356,16)	C 0
10	2.20	(299,18)	C 0	2.10	(94,17)	C 0	1.80	(276,21)	C 0	1.80	(323,16)	C 0	1.80	(356,16)	C 0
11	2.10	(94,17)	C 0	2.10	(299,18)	C 0	1.80	(323,16)	C 0	1.80	(356,16)	C 0	1.70	(99,18)	C 0
12	2.10	(94,17)	C 0	2.10	(299,18)	C 0	1.80	(276,21)	C 0	1.80	(323,16)	C 0	1.80	(356,16)	C 0
13	2.10	(94,17)	C 0	2.10	(299,18)	C 0	1.90	(276,21)	C 0	1.90	(323,16)	C 0	1.90	(356,16)	C 0
14	2.10	(94,17)	C 0	2.10	(299,18)	C 0	1.90	(276,21)	C 0	1.90	(323,16)	C 0	1.90	(356,16)	C 0
15	2.10	(94,17)	C 0	2.10	(299,18)	C 0	1.90	(276,21)	C 0	1.90	(323,16)	C 0	1.90	(356,16)	C 0
16	2.10	(94,17)	C 0	2.10	(299,18)	C 0	1.90	(276,21)	C 0	1.90	(323,16)	C 0	1.90	(356,16)	C 0
17	2.10	(94,17)	C 0	2.10	(299,18)	C 0	1.90	(276,21)	C 0	1.90	(323,16)	C 0	1.80	(228, 8)	C 0
18	2.20	(299,18)	C 0	2.10	(94,17)	C 0	1.80	(99,18)	C 0	1.80	(226,19)	C 0	1.80	(228, 8)	C 0
19	2.20	(299,18)	C 0	2.10	(94,17)	C 0	1.90	(32,17)	C 0	1.80	(99,18)	C 0	1.80	(228, 8)	C 0
20	2.20	(299,18)	C 0	2.10	(94,17)	C 0	1.80	(99,18)	C 0	1.80	(64,16)	C 0	1.80	(228, 8)	C 0
21	2.10	(94,17)	C 0	2.10	(299,18)	C 0	1.90	(99,18)	C 0	1.80	(64,16)	C 0	1.70	(32,17)	C 0
22	2.10	(94,17)	C 0	2.10	(299,18)	C 0	1.90	(99,18)	C 0	1.80	(32,17)	C 0	1.80	(228, 8)	C 0
23	2.20	(299,18)	C 0	2.10	(94,17)	C 0	1.90	(99,18)	C 0	1.80	(276,21)	C 0	1.70	(32,17)	C 0
24	2.30	(299,18)	C 0	2.10	(94,17)	C 0	1.80	(99,18)	C 0	1.80	(228, 8)	C 0	1.80	(276,21)	C 0
25	2.20	(299,18)	C 0	2.10	(94,17)	C 0	1.80	(32,17)	C 0	1.80	(228, 8)	C 0	1.80	(99,18)	C 0
26	2.30	(299,18)	C 0	2.10	(94,17)	C 0	1.90	(228, 8)	C 0	1.80	(267,19)	C 0	1.80	(32,17)	C 0
27	2.40	(299,18)	C 0	2.10	(94,17)	C 0	2.00	(32,17)	C 0	1.90	(322, 8)	C 0	1.90	(228, 8)	C 0
28	2.40	(299,18)	C 0	2.00	(94,17)	C 0	2.00	(228, 8)	C 0	1.90	(322, 8)	C 0	1.90	(32,17)	C 0
29	2.60	(299,18)	C 0	2.10	(228, 8)	C 0	2.00	(267,19)	C 0	2.00	(322, 8)	C 0	1.90	(32,17)	C 0
30	2.70	(299,18)	C 0	2.30	(228, 8)	C 0	2.20	(95, 9)	C 0	2.20	(322, 8)	C 0	2.10	(267,19)	C 0
31	3.10	(299,18)	C 0	2.60	(94,17)	C 0	2.50	(228, 8)	C 0	2.50	(322, 8)	C 0	2.40	(33,17)	C 0
32	3.70*	(94,17)	C 0	3.20*	(299,18)	C 0	2.90	(201, 8)	C 0	2.80	(299,15)	C 0	2.70	(33,17)	C 0
33	3.70	(94,17)	C 0	2.90	(201, 8)	C 0	2.90	(266, 8)	C 0	2.90	(281, 8)	C 0	2.80	(60, 8)	C 0
34	3.10	(94,17)	C 0	2.90	(60, 8)	C 0	2.90	(87, 9)	C 0	2.70	(61, 8)	C 0	2.70	(266, 8)	C 0
35	2.90	(356,16)	C 0	2.80	(276,21)	C 0	2.80	(323,16)	C 0	2.60	(303, 8)	C 0	2.50	(99,18)	C 0
36	2.60	(276,21)	C 0	2.50	(323,16)	C 0	2.40	(356,16)	C 0	2.30	(99,18)	C 0	2.20	(64,16)	C 0
37	2.30	(323,16)	C 0	2.30	(356,16)	C 0	2.20	(99,18)	C 0	2.20	(276,21)	C 0	2.10	(64,16)	C 0
38	2.10	(99,18)	C 0	2.00	(276,21)	C 0	2.00	(323,16)	C 0	1.90	(64,16)	C 0	1.90	(356,16)	C 0
39	2.10	(99,18)	C 0	1.90	(276,21)	C 0	1.90	(356,16)	C 0	1.80	(299,18)	C 0	1.80	(64,16)	C 0
40	1.90	(99,18)	C 0	1.90	(299,18)	C 0	1.80	(276,21)	C 0	1.80	(323,16)	C 0	1.80	(356,16)	C 0
41	1.90	(299,18)	C 0	1.80	(99,18)	C 0	1.80	(323,16)	C 0	1.70	(276,21)	C 0	1.70	(64,16)	C 0
42	1.90	(299,18)	C 0	1.80	(64,16)	C 0	1.80	(99,18)	C 0	1.70	(276,21)	C 0	1.60	(94,17)	C 0

JOB: HSS FDR Air Quality No-Build/70' Jets

RUN: FDR DRIVE BET E 67TH-75TH STS/70' JETS

FIVE HIGHEST 1-HOUR END-TO-END AVERAGE CONCENTRATIONS IN PARTS PER MILLION
INCLUDING AMBIENT BACKGROUND CONCENTRATIONS.

Rcptr	Highest			Second Highest			Third Highest			Fourth Highest			Fifth Highest		
No.	Conc.	Ending Day Hr	Calm	Conc	Ending Day Hr	Calm	Conc	Ending Day Hr	Calm	Conc	Ending Day Hr	Calm	Conc	Ending Day Hr	Calm
43	1.90	(299,18)	C 0	1.80	(99,18)	C 0	1.70	(276,21)	C 0	1.60	(64,16)	C 0	1.60	(94,17)	C 0
44	1.90	(299,18)	C 0	1.80	(99,18)	C 0	1.60	(94,17)	C 0	1.60	(226,19)	C 0	1.60	(276,21)	C 0
45	1.90	(299,18)	C 0	1.80	(99,18)	C 0	1.60	(94,17)	C 0	1.60	(276,21)	C 0	1.60	(323,16)	C 0
46	1.90	(299,18)	C 0	1.70	(99,18)	C 0	1.60	(94,17)	C 0	1.60	(323,16)	C 0	1.50	(64,16)	C 0
47	1.70	(299,18)	C 0	1.60	(99,18)	C 0	1.60	(94,17)	C 0	1.50	(64,16)	C 0	1.50	(226,19)	C 0
48	1.90	(299,18)	C 0	1.60	(99,18)	C 0	1.60	(94,17)	C 0	1.60	(356,16)	C 0	1.50	(64,16)	C 0
49	1.80	(299,18)	C 0	1.60	(99,18)	C 0	1.60	(64,16)	C 0	1.60	(94,17)	C 0	1.60	(356,16)	C 0
50	1.90	(299,18)	C 0	1.80	(99,18)	C 0	1.70	(64,16)	C 0	1.70	(323,16)	C 0	1.60	(94,17)	C 0
51	1.80	(99,18)	C 0	1.80	(299,18)	C 0	1.70	(323,16)	C 0	1.60	(94,17)	C 0	1.60	(276,21)	C 0
52	1.90	(299,18)	C 0	1.70	(99,18)	C 0	1.70	(323,16)	C 0	1.60	(94,17)	C 0	1.60	(276,21)	C 0
53	1.90	(299,18)	C 0	1.70	(99,18)	C 0	1.70	(94,17)	C 0	1.70	(323,16)	C 0	1.60	(276,21)	C 0
54	2.00	(299,18)	C 0	1.80	(99,18)	C 0	1.70	(94,17)	C 0	1.60	(276,21)	C 0	1.60	(323,16)	C 0
55	1.80	(99,18)	C 0	1.80	(299,18)	C 0	1.60	(226,19)	C 0	1.60	(276,21)	C 0	1.60	(323,16)	C 0
56	1.80	(299,18)	C 0	1.70	(99,18)	C 0	1.60	(94,17)	C 0	1.60	(226,19)	C 0	1.60	(276,21)	C 0
57	2.50	(94,17)	C 0	2.20	(299,18)	C 0	2.10	(60, 8)	C 0	2.10	(266, 8)	C 0	2.00	(61, 7)	C 0
58	2.80	(94,17)	C 0	2.20	(264,19)	C 0	2.20	(266, 8)	C 0	2.20	(281, 8)	C 0	2.10	(201, 8)	C 0
59	2.60	(94,17)	C 0	2.20	(201, 8)	C 0	2.20	(299,18)	C 0	2.00	(245, 7)	C 0	2.00	(281, 8)	C 0
60	2.40	(299,18)	C 0	2.10	(94,17)	C 0	1.90	(33,17)	C 0	1.90	(299,15)	C 0	1.90	(322,16)	C 0

MAXIMUM 8-HOUR AVERAGED LINK CONTRIBUTIONS
IN PARTS PER MILLION (PPM)
INCLUDING AMBIENT BACKGROUND CONCENTRATIONS.

Rcptr No.	Total Conc	Ending Day Hr	Ambient Backgnd	Total Link		Link +1	Link +2	Link +3	Link +4	Link +5	Link +6	Link +7	Link +8	Link +9	Link +10
1	1.27	(94,21)	.00	1.27		.35	.25	.00	.00	.00	.00	.13	.22	.00	.00
					Links 10+	.00	.32	.00	.00	.00	.00	.00	.00	.00	.00
2	1.23	(94,21)	.00	1.23		.15	.52	.00	.00	.00	.00	.22	.13	.00	.02
					Links 10+	.00	.20	.00	.00	.00	.00	.00	.00	.00	.00
3	1.20	(94,21)	.00	1.20		.07	.62	.00	.00	.00	.00	.27	.10	.00	.02
					Links 10+	.00	.13	.00	.00	.00	.00	.00	.00	.00	.00
4	1.13	(94,21)	.00	1.13		.03	.65	.00	.00	.00	.00	.32	.05	.00	.02
					Links 10+	.00	.07	.00	.00	.00	.00	.00	.00	.00	.00
5	1.12	(94,21)	.00	1.12		.03	.65	.00	.00	.00	.00	.33	.05	.00	.02
					Links 10+	.00	.03	.00	.00	.00	.00	.00	.00	.00	.00
6	1.12	(94,21)	.00	1.12		.03	.67	.00	.00	.00	.00	.35	.02	.00	.02
					Links 10+	.00	.03	.00	.00	.00	.00	.00	.00	.00	.00
7	1.10	(94,21)	.00	1.10		.02	.68	.00	.00	.00	.00	.35	.02	.00	.02
					Links 10+	.00	.02	.00	.00	.00	.00	.00	.00	.00	.00

DATE : 7/21/ 8
TIME : 17: 2:40

JOB: HSS FDR Air Quality No-Build/70' Jets

RUN: FDR DRIVE BET E 67TH-75TH STS/70' JETS

LINK CONTRIBUTION TABLES

MAXIMUM 8-HOUR AVERAGED LINK CONTRIBUTIONS
IN PARTS PER MILLION (PPM)
INCLUDING AMBIENT BACKGROUND CONCENTRATIONS.

Rcptr No.	Total Conc	Ending Day Hr	Ambient Backgnd	Total Link	Link +1	Link +2	Link +3	Link +4	Link +5	Link +6	Link +7	Link +8	Link +9	Link +10
8	1.13	(94,21)	.00	1.13	.02	.70	.00	.00	.00	.00	.37	.02	.00	.02
				Links 10+	.00	.02	.00	.00	.00	.00	.00	.00	.00	.00
9	1.13	(94,21)	.00	1.13	.02	.70	.00	.00	.00	.00	.37	.02	.00	.02
				Links 10+	.00	.02	.00	.00	.00	.00	.00	.00	.00	.00
10	1.13	(94,21)	.00	1.13	.02	.70	.00	.00	.00	.00	.37	.02	.00	.02
				Links 10+	.00	.02	.00	.00	.00	.00	.00	.00	.00	.00
11	1.15	(94,21)	.00	1.15	.02	.70	.00	.00	.00	.00	.38	.02	.00	.02
				Links 10+	.00	.02	.00	.00	.00	.00	.00	.00	.00	.00
12	1.15	(94,21)	.00	1.15	.02	.70	.00	.00	.00	.00	.38	.02	.00	.02
				Links 10+	.00	.02	.00	.00	.00	.00	.00	.00	.00	.00
13	1.15	(94,21)	.00	1.15	.02	.70	.00	.00	.00	.00	.38	.02	.00	.02
				Links 10+	.00	.02	.00	.00	.00	.00	.00	.00	.00	.00
14	1.15	(94,21)	.00	1.15	.02	.70	.00	.00	.00	.00	.38	.02	.00	.02
				Links 10+	.00	.02	.00	.00	.00	.00	.00	.00	.00	.00
15	1.13	(94,21)	.00	1.13	.00	.72	.00	.00	.00	.00	.38	.02	.00	.02
				Links 10+	.00	.00	.00	.00	.00	.00	.00	.00	.00	.00
16	1.13	(94,21)	.00	1.13	.00	.72	.00	.00	.00	.00	.38	.02	.00	.02
				Links 10+	.00	.00	.00	.00	.00	.00	.00	.00	.00	.00
17	1.12	(94,21)	.00	1.12	.00	.72	.00	.00	.00	.00	.38	.00	.00	.02
				Links 10+	.00	.00	.00	.00	.00	.00	.00	.00	.00	.00
18	1.12	(94,21)	.00	1.12	.00	.72	.00	.00	.00	.00	.38	.00	.00	.02
				Links 10+	.00	.00	.00	.00	.00	.00	.00	.00	.00	.00
19	1.12	(94,21)	.00	1.12	.00	.72	.00	.00	.00	.00	.38	.00	.00	.02
				Links 10+	.00	.00	.00	.00	.00	.00	.00	.00	.00	.00
20	1.12	(94,21)	.00	1.12	.00	.72	.00	.00	.00	.00	.38	.00	.00	.02
				Links 10+	.00	.00	.00	.00	.00	.00	.00	.00	.00	.00
21	1.13	(94,21)	.00	1.13	.00	.72	.00	.00	.00	.00	.40	.00	.00	.02
				Links 10+	.00	.00	.00	.00	.00	.00	.00	.00	.00	.00
22	1.13	(94,21)	.00	1.13	.00	.72	.00	.00	.00	.00	.40	.00	.00	.02
				Links 10+	.00	.00	.00	.00	.00	.00	.00	.00	.00	.00
23	1.13	(94,21)	.00	1.13	.00	.72	.00	.00	.00	.00	.40	.00	.00	.02
				Links 10+	.00	.00	.00	.00	.00	.00	.00	.00	.00	.00
24	1.13	(94,21)	.00	1.13	.00	.72	.00	.00	.00	.00	.40	.00	.00	.02
				Links 10+	.00	.00	.00	.00	.00	.00	.00	.00	.00	.00
25	1.13	(94,21)	.00	1.13	.00	.72	.00	.00	.00	.00	.40	.00	.00	.02
				Links 10+	.00	.00	.00	.00	.00	.00	.00	.00	.00	.00
26	1.13	(94,21)	.00	1.13	.00	.72	.00	.00	.00	.00	.40	.00	.00	.02
				Links 10+	.00	.00	.00	.00	.00	.00	.00	.00	.00	.00

JOB: HSS FDR Air Quality No-Build/70' Jets

RUN: FDR DRIVE BET E 67TH-75TH STS/70' JETS

LINK CONTRIBUTION TABLES

MAXIMUM 8-HOUR AVERAGED LINK CONTRIBUTIONS
IN PARTS PER MILLION (PPM)
INCLUDING AMBIENT BACKGROUND CONCENTRATIONS.

Rcptr No.	Total Conc	Ending Day Hr	Ambient Backgnd	Total Link	Link +1	Link +2	Link +3	Link +4	Link +5	Link +6	Link +7	Link +8	Link +9	Link +10
27	1.13	(94,21)	.00	1.13	.00	.72	.00	.00	.00	.00	.40	.00	.00	.02
				Links 10+	.00	.00	.00	.00	.00	.00	.00	.00	.00	.00
28	1.12	(94,21)	.00	1.12	.00	.72	.00	.00	.00	.00	.40	.00	.00	.00
				Links 10+	.00	.00	.00	.00	.00	.00	.00	.00	.00	.00
29	1.10	(94,21)	.00	1.10	.00	.70	.00	.00	.00	.02	.38	.00	.00	.00
				Links 10+	.00	.00	.00	.00	.00	.00	.00	.00	.00	.00
30	1.15	(159, 1)	.00	1.15	.00	.21	.36	.03	.04	.16	.03	.00	.00	.00
				Links 10+	.33	.00	.00	.00	.00	.00	.00	.00	.00	.00
31	1.37	(324,19)	.00	1.37	.00	.33	.27	.00	.00	.22	.10	.00	.02	.00
				Links 10+	.43	.00	.00	.00	.00	.00	.00	.00	.00	.00
32	1.72	(324,19)	.00	1.72	.00	.02	.47	.00	.00	.25	.02	.00	.02	.00
				Links 10+	.95	.00	.00	.00	.00	.00	.00	.00	.00	.00
33	1.90	(94,21)	.00	1.90	.00	.17	.43	.00	.00	.18	.15	.00	.02	.00
				Links 10+	.95	.00	.00	.00	.00	.00	.00	.00	.00	.00
34	1.85	(94,21)	.00	1.85	.00	.10	.47	.00	.00	.22	.10	.00	.02	.00
				Links 10+	.95	.00	.00	.00	.00	.00	.00	.00	.00	.00
35	1.63	(323,19)	.00	1.63	.00	.26	.36	.00	.00	.05	.27	.00	.00	.00
				Links 10+	.68	.00	.00	.00	.00	.00	.00	.00	.00	.00
36	1.42	(323,19)	.00	1.42	.00	.20	.41	.00	.00	.09	.24	.00	.00	.00
				Links 10+	.49	.00	.00	.00	.00	.00	.00	.00	.00	.00
37	1.24	(323,19)	.00	1.24	.00	.15	.45	.00	.00	.14	.20	.00	.00	.00
				Links 10+	.30	.00	.00	.00	.00	.00	.00	.00	.00	.00
38	1.13	(323,18)	.00	1.13	.00	.14	.46	.00	.00	.16	.18	.00	.00	.00
				Links 10+	.19	.00	.00	.00	.00	.00	.00	.00	.00	.00
39	1.02	(323,18)	.00	1.03	.00	.11	.46	.00	.00	.16	.15	.00	.00	.00
				Links 10+	.14	.00	.00	.00	.00	.00	.00	.00	.00	.00
40	1.01	(323,18)	.00	1.01	.00	.09	.49	.00	.00	.20	.13	.00	.00	.00
				Links 10+	.11	.00	.00	.00	.00	.00	.00	.00	.00	.00
41	.99	(323,18)	.00	.99	.00	.09	.49	.00	.00	.20	.11	.00	.00	.00
				Links 10+	.10	.00	.00	.00	.00	.00	.00	.00	.00	.00
42	.94	(323,18)	.00	.94	.00	.08	.50	.00	.00	.20	.10	.00	.00	.00
				Links 10+	.06	.00	.00	.00	.00	.00	.00	.00	.00	.00
43	.95	(323,18)	.00	.95	.00	.08	.51	.00	.00	.21	.10	.00	.00	.00
				Links 10+	.05	.00	.00	.00	.00	.00	.00	.00	.00	.00
44	.92	(94,21)	.00	.92	.00	.02	.55	.00	.00	.28	.02	.00	.03	.00
				Links 10+	.02	.00	.00	.00	.00	.00	.00	.00	.00	.00
45	.93	(94,21)	.00	.93	.00	.02	.57	.00	.00	.28	.02	.00	.03	.00
				Links 10+	.02	.00	.00	.00	.00	.00	.00	.00	.00	.00

DATE : 7/21/ 8
TIME : 17: 2:40

JOB: HSS FDR Air Quality No-Build/70' Jets

RUN: FDR DRIVE BET E 67TH-75TH STS/70' JETS

LINK CONTRIBUTION TABLES

MAXIMUM 8-HOUR AVERAGED LINK CONTRIBUTIONS
IN PARTS PER MILLION (PPM)
INCLUDING AMBIENT BACKGROUND CONCENTRATIONS.

Rcptr No.	Total Conc	Ending Day Hr	Ambient Backgnd	Total Link	Link +1	Link +2	Link +3	Link +4	Link +5	Link +6	Link +7	Link +8	Link +9	Link +10
46	.93	(94,21)	.00	.93	.00	.02	.57	.00	.00	.28	.02	.00	.03	.00
			Links	10+	.02	.00	.00	.00	.00	.00	.00	.00	.00	.00
47	.90	(94,21)	.00	.90	.00	.02	.55	.00	.00	.28	.02	.00	.03	.00
			Links	10+	.00	.00	.00	.00	.00	.00	.00	.00	.00	.00
48	.90	(94,21)	.00	.90	.00	.02	.55	.00	.00	.28	.02	.00	.03	.00
			Links	10+	.00	.00	.00	.00	.00	.00	.00	.00	.00	.00
49	.90	(94,21)	.00	.90	.00	.02	.55	.00	.00	.28	.02	.00	.03	.00
			Links	10+	.00	.00	.00	.00	.00	.00	.00	.00	.00	.00
50	.93	(94,21)	.00	.93	.00	.02	.57	.00	.00	.28	.02	.00	.05	.00
			Links	10+	.00	.00	.00	.00	.00	.00	.00	.00	.00	.00
51	.92	(94,21)	.00	.92	.00	.02	.57	.00	.00	.28	.02	.00	.03	.00
			Links	10+	.00	.00	.00	.00	.00	.00	.00	.00	.00	.00
52	.90	(94,21)	.00	.90	.00	.02	.55	.00	.00	.28	.02	.00	.03	.00
			Links	10+	.00	.00	.00	.00	.00	.00	.00	.00	.00	.00
53	.92	(94,21)	.00	.92	.00	.02	.55	.00	.02	.28	.02	.00	.03	.00
			Links	10+	.00	.00	.00	.00	.00	.00	.00	.00	.00	.00
54	.95	(94,21)	.00	.95	.00	.02	.57	.00	.03	.27	.02	.00	.05	.00
			Links	10+	.00	.00	.00	.00	.00	.00	.00	.00	.00	.00
55	.92	(94,21)	.00	.92	.00	.02	.53	.03	.07	.23	.02	.00	.02	.00
			Links	10+	.00	.00	.00	.00	.00	.00	.00	.00	.00	.00
56	.90	(94,21)	.00	.90	.00	.02	.37	.17	.13	.18	.02	.00	.02	.00
			Links	10+	.00	.00	.00	.00	.00	.00	.00	.00	.00	.00
57	1.31	(327,21)	.00	1.31	.43	.09	.00	.00	.00	.00	.10	.24	.00	.00
			Links	10+	.00	.46	.00	.00	.00	.00	.00	.00	.00	.00
58	1.25	(327,21)	.00	1.25	.46	.06	.00	.00	.00	.00	.06	.25	.00	.00
			Links	10+	.00	.41	.00	.00	.00	.00	.00	.00	.00	.00
59	1.20	(324,19)	.00	1.20	.42	.07	.00	.00	.00	.00	.08	.20	.00	.00
			Links	10+	.00	.43	.00	.00	.00	.00	.00	.00	.00	.00
60	1.10	(324,19)	.00	1.10	.43	.05	.00	.00	.00	.00	.05	.27	.00	.00
			Links	10+	.00	.30	.00	.00	.00	.00	.00	.00	.00	.00

JOB: HSS FDR Air Quality No-Build/70' Jets

RUN: FDR DRIVE BET E 67TH-75TH STS/70' JETS

LINK CONTRIBUTION TABLES

SECOND HIGHEST 8-HOUR AVERAGED LINK CONTRIBUTIONS
IN PARTS PER MILLION (PPM)
INCLUDING AMBIENT BACKGROUND CONCENTRATIONS.

Rcptr No.	Total Conc	Ending Day Hr	Ambient Backgnd	Total Link	Link +1	Link +2	Link +3	Link +4	Link +5	Link +6	Link +7	Link +8	Link +9	Link +10
1	1.22	(327,21)	.00	1.23	.23	.35	.00	.00	.00	.00	.21	.14	.00	.00
				Links 10+	.00	.30	.00	.00	.00	.00	.00	.00	.00	.00
2	1.07	(327,21)	.00	1.08	.03	.57	.00	.00	.00	.00	.29	.06	.00	.00
				Links 10+	.00	.13	.00	.00	.00	.00	.00	.00	.00	.00
3	1.09	(316,23)	.00	1.09	.11	.49	.00	.00	.00	.00	.15	.14	.00	.00
				Links 10+	.00	.20	.00	.00	.00	.00	.00	.00	.00	.00
4	1.10	(356,21)	.00	1.10	.10	.51	.00	.00	.00	.00	.16	.15	.00	.00
				Links 10+	.00	.18	.00	.00	.00	.00	.00	.00	.00	.00
5	1.07	(323,18)	.00	1.08	.15	.51	.00	.00	.00	.00	.13	.14	.00	.00
				Links 10+	.00	.15	.00	.00	.00	.00	.00	.00	.00	.00
6	1.09	(323,18)	.00	1.09	.11	.55	.00	.00	.00	.00	.16	.13	.00	.00
				Links 10+	.00	.14	.00	.00	.00	.00	.00	.00	.00	.00
7	1.08	(323,18)	.00	1.08	.09	.59	.00	.00	.00	.00	.18	.11	.00	.00
				Links 10+	.00	.11	.00	.00	.00	.00	.00	.00	.00	.00
8	1.08	(323,18)	.00	1.08	.06	.60	.00	.00	.00	.00	.21	.10	.00	.00
				Links 10+	.00	.10	.00	.00	.00	.00	.00	.00	.00	.00
9	1.09	(323,18)	.00	1.09	.05	.63	.00	.00	.00	.00	.25	.08	.00	.00
				Links 10+	.00	.09	.00	.00	.00	.00	.00	.00	.00	.00
10	1.06	(323,18)	.00	1.06	.04	.65	.00	.00	.00	.00	.26	.05	.00	.00
				Links 10+	.00	.06	.00	.00	.00	.00	.00	.00	.00	.00
11	1.05	(323,18)	.00	1.05	.04	.65	.00	.00	.00	.00	.26	.05	.00	.00
				Links 10+	.00	.05	.00	.00	.00	.00	.00	.00	.00	.00
12	1.06	(323,18)	.00	1.06	.04	.65	.00	.00	.00	.00	.28	.05	.00	.00
				Links 10+	.00	.05	.00	.00	.00	.00	.00	.00	.00	.00
13	1.05	(323,18)	.00	1.05	.03	.68	.00	.00	.00	.00	.28	.04	.00	.00
				Links 10+	.00	.04	.00	.00	.00	.00	.00	.00	.00	.00
14	1.08	(323,18)	.00	1.08	.03	.68	.00	.00	.00	.00	.30	.04	.00	.00
				Links 10+	.00	.04	.00	.00	.00	.00	.00	.00	.00	.00
15	1.08	(323,18)	.00	1.08	.01	.68	.00	.00	.00	.00	.31	.04	.00	.00
				Links 10+	.00	.04	.00	.00	.00	.00	.00	.00	.00	.00
16	1.06	(323,18)	.00	1.06	.01	.68	.00	.00	.00	.00	.31	.04	.00	.00
				Links 10+	.00	.03	.00	.00	.00	.00	.00	.00	.00	.00
17	1.04	(323,18)	.00	1.04	.00	.68	.00	.00	.00	.00	.31	.03	.00	.00
				Links 10+	.00	.03	.00	.00	.00	.00	.00	.00	.00	.00
18	1.01	(323,18)	.00	1.01	.00	.68	.00	.00	.00	.00	.31	.03	.00	.00
				Links 10+	.00	.00	.00	.00	.00	.00	.00	.00	.00	.00
19	1.00	(323,18)	.00	1.00	.00	.68	.00	.00	.00	.00	.31	.01	.00	.00
				Links 10+	.00	.00	.00	.00	.00	.00	.00	.00	.00	.00

DATE : 7/21/ 8
TIME : 17: 2:40

JOB: HSS FDR Air Quality No-Build/70' Jets

RUN: FDR DRIVE BET E 67TH-75TH STS/70' JETS

LINK CONTRIBUTION TABLES

SECOND HIGHEST 8-HOUR AVERAGED LINK CONTRIBUTIONS
IN PARTS PER MILLION (PPM)
INCLUDING AMBIENT BACKGROUND CONCENTRATIONS.

Rcptr No.	Total Conc	Ending Day Hr	Ambient Backgnd	Total Link	Link +1	Link +2	Link +3	Link +4	Link +5	Link +6	Link +7	Link +8	Link +9	Link +10
20	1.01	(323,18)	.00	1.01	.00	.68	.00	.00	.00	.00	.34	.00	.00	.00
				Links 10+	.00	.00	.00	.00	.00	.00	.00	.00	.00	.00
21	1.01	(323,18)	.00	1.01	.00	.68	.00	.00	.00	.00	.34	.00	.00	.00
				Links 10+	.00	.00	.00	.00	.00	.00	.00	.00	.00	.00
22	1.03	(323,18)	.00	1.03	.00	.69	.00	.00	.00	.00	.34	.00	.00	.00
				Links 10+	.00	.00	.00	.00	.00	.00	.00	.00	.00	.00
23	1.01	(323,18)	.00	1.01	.00	.68	.00	.00	.00	.00	.34	.00	.00	.00
				Links 10+	.00	.00	.00	.00	.00	.00	.00	.00	.00	.00
24	1.05	(323,18)	.00	1.05	.00	.71	.00	.00	.00	.00	.34	.00	.00	.00
				Links 10+	.00	.00	.00	.00	.00	.00	.00	.00	.00	.00
25	1.05	(323,18)	.00	1.05	.00	.71	.00	.00	.00	.00	.34	.00	.00	.00
				Links 10+	.00	.00	.00	.00	.00	.00	.00	.00	.00	.00
26	1.01	(323,18)	.00	1.01	.00	.68	.00	.00	.00	.00	.34	.00	.00	.00
				Links 10+	.00	.00	.00	.00	.00	.00	.00	.00	.00	.00
27	1.05	(323,18)	.00	1.05	.00	.71	.00	.00	.00	.00	.34	.00	.00	.00
				Links 10+	.00	.00	.00	.00	.00	.00	.00	.00	.00	.00
28	1.06	(323,18)	.00	1.06	.00	.71	.00	.00	.00	.00	.35	.00	.00	.00
				Links 10+	.00	.00	.00	.00	.00	.00	.00	.00	.00	.00
29	1.08	(159, 1)	.00	1.08	.00	.26	.30	.03	.04	.16	.03	.00	.00	.00
				Links 10+	.26	.00	.00	.00	.00	.00	.00	.00	.00	.00
30	1.12	(94,21)	.00	1.12	.00	.70	.02	.00	.00	.02	.37	.00	.00	.00
				Links 10+	.02	.00	.00	.00	.00	.00	.00	.00	.00	.00
31	1.29	(300,22)	.00	1.29	.00	.14	.37	.00	.00	.21	.01	.00	.01	.00
				Links 10+	.54	.00	.00	.00	.00	.00	.00	.00	.00	.00
32	1.62	(94,21)	.00	1.62	.00	.35	.28	.00	.00	.13	.23	.00	.02	.00
				Links 10+	.60	.00	.00	.00	.00	.00	.00	.00	.00	.00
33	1.71	(327,21)	.00	1.71	.00	.01	.49	.00	.00	.23	.05	.00	.01	.00
				Links 10+	.92	.00	.00	.00	.00	.00	.00	.00	.00	.00
34	1.64	(316,22)	.00	1.64	.00	.18	.38	.00	.00	.10	.17	.00	.00	.00
				Links 10+	.81	.00	.00	.00	.00	.00	.00	.00	.00	.00
35	1.44	(260,23)	.00	1.44	.00	.20	.36	.00	.00	.06	.19	.00	.00	.00
				Links 10+	.63	.00	.00	.00	.00	.00	.00	.00	.00	.00
36	1.26	(261, 1)	.00	1.26	.00	.19	.36	.00	.00	.08	.21	.00	.00	.00
				Links 10+	.43	.00	.00	.00	.00	.00	.00	.00	.00	.00
37	1.09	(261, 1)	.00	1.09	.00	.16	.39	.00	.00	.09	.16	.00	.00	.00
				Links 10+	.29	.00	.00	.00	.00	.00	.00	.00	.00	.00
38	.99	(261, 1)	.00	.99	.00	.14	.41	.00	.00	.11	.15	.00	.00	.00
				Links 10+	.18	.00	.00	.00	.00	.00	.00	.00	.00	.00

JOB: HSS FDR Air Quality No-Build/70' Jets

RUN: FDR DRIVE BET E 67TH-75TH STS/70' JETS

LINK CONTRIBUTION TABLES

SECOND HIGHEST 8-HOUR AVERAGED LINK CONTRIBUTIONS
IN PARTS PER MILLION (PPM)
INCLUDING AMBIENT BACKGROUND CONCENTRATIONS.

Rcptr No.	Total Conc	Ending Day Hr	Ambient Backgnd	Total Link	Link +1	Link +2	Link +3	Link +4	Link +5	Link +6	Link +7	Link +8	Link +9	Link +10
39	.97	(261, 1)	.00	.98	.00	.13	.43	.00	.00	.14	.14	.00	.00	.00
			Links	10+	.15	.00	.00	.00	.00	.00	.00	.00	.00	.00
40	.95	(94,21)	.00	.95	.00	.03	.57	.00	.00	.27	.03	.00	.03	.00
			Links	10+	.02	.00	.00	.00	.00	.00	.00	.00	.00	.00
41	.95	(94,21)	.00	.95	.00	.03	.57	.00	.00	.27	.03	.00	.03	.00
			Links	10+	.02	.00	.00	.00	.00	.00	.00	.00	.00	.00
42	.90	(94,21)	.00	.90	.00	.02	.55	.00	.00	.27	.02	.00	.03	.00
			Links	10+	.02	.00	.00	.00	.00	.00	.00	.00	.00	.00
43	.90	(94,21)	.00	.90	.00	.02	.55	.00	.00	.27	.02	.00	.03	.00
			Links	10+	.02	.00	.00	.00	.00	.00	.00	.00	.00	.00
44	.90	(323,18)	.00	.90	.00	.05	.51	.00	.00	.22	.08	.00	.00	.00
			Links	10+	.04	.00	.00	.00	.00	.00	.00	.00	.00	.00
45	.93	(323,18)	.00	.93	.00	.05	.53	.00	.00	.24	.08	.00	.00	.00
			Links	10+	.04	.00	.00	.00	.00	.00	.00	.00	.00	.00
46	.90	(323,18)	.00	.90	.00	.05	.53	.00	.00	.24	.06	.00	.00	.00
			Links	10+	.03	.00	.00	.00	.00	.00	.00	.00	.00	.00
47	.87	(323,18)	.00	.88	.00	.05	.53	.00	.00	.24	.05	.00	.00	.00
			Links	10+	.01	.00	.00	.00	.00	.00	.00	.00	.00	.00
48	.89	(323,18)	.00	.89	.00	.05	.53	.00	.00	.25	.05	.00	.00	.00
			Links	10+	.01	.00	.00	.00	.00	.00	.00	.00	.00	.00
49	.86	(323,18)	.00	.86	.00	.05	.53	.00	.00	.25	.04	.00	.00	.00
			Links	10+	.00	.00	.00	.00	.00	.00	.00	.00	.00	.00
50	.86	(323,18)	.00	.86	.00	.03	.54	.00	.00	.25	.04	.00	.01	.00
			Links	10+	.00	.00	.00	.00	.00	.00	.00	.00	.00	.00
51	.86	(323,18)	.00	.86	.00	.03	.54	.00	.00	.25	.04	.00	.01	.00
			Links	10+	.00	.00	.00	.00	.00	.00	.00	.00	.00	.00
52	.86	(323,18)	.00	.86	.00	.03	.54	.00	.00	.25	.04	.00	.01	.00
			Links	10+	.00	.00	.00	.00	.00	.00	.00	.00	.00	.00
53	.86	(323,18)	.00	.86	.00	.03	.54	.00	.00	.25	.04	.00	.01	.00
			Links	10+	.00	.00	.00	.00	.00	.00	.00	.00	.00	.00
54	.87	(323,18)	.00	.87	.00	.01	.56	.00	.00	.25	.03	.00	.03	.00
			Links	10+	.00	.00	.00	.00	.00	.00	.00	.00	.00	.00
55	.87	(324,19)	.00	.87	.00	.00	.33	.20	.23	.10	.00	.00	.00	.00
			Links	10+	.00	.00	.00	.00	.00	.00	.00	.00	.00	.00
56	.86	(323,18)	.00	.86	.00	.01	.50	.05	.04	.21	.03	.00	.03	.00
			Links	10+	.00	.00	.00	.00	.00	.00	.00	.00	.00	.00
57	1.27	(94,21)	.00	1.27	.52	.05	.00	.00	.00	.00	.07	.25	.00	.00
			Links	10+	.00	.38	.00	.00	.00	.00	.00	.00	.00	.00

DATE : 7/21/ 8
TIME : 17: 2:40

JOB: HSS FDR Air Quality No-Build/70' Jets

RUN: FDR DRIVE BET E 67TH-75TH STS/70' JETS

LINK CONTRIBUTION TABLES

SECOND HIGHEST 8-HOUR AVERAGED LINK CONTRIBUTIONS
IN PARTS PER MILLION (PPM)
INCLUDING AMBIENT BACKGROUND CONCENTRATIONS.

Rcptr No.	Total Conc	Ending Day Hr	Ambient Backgnd	Total Link	Link +1	Link +2	Link +3	Link +4	Link +5	Link +6	Link +7	Link +8	Link +9	Link +10
58	1.25	(324,19)	.00	1.25	.40	.10	.00	.00	.00	.00	.15	.18	.00	.00
				Links 10+	.00	.42	.00	.00	.00	.00	.00	.00	.00	.00
59	1.10	(94,21)	.00	1.10	.53	.00	.00	.00	.00	.00	.02	.32	.00	.00
				Links 10+	.00	.23	.00	.00	.00	.00	.00	.00	.00	.00
60	1.04	(299,22)	.00	1.04	.37	.10	.00	.00	.00	.00	.14	.14	.00	.01
				Links 10+	.00	.27	.00	.00	.00	.00	.00	.00	.00	.00

MAXIMUM 1-HOUR AVERAGED LINK CONTRIBUTIONS
IN PARTS PER MILLION (PPM)
INCLUDING AMBIENT BACKGROUND CONCENTRATIONS.

Rcptr No.	Total Conc	Ending Day Hr	Ambient Backgnd	Total Link	Link +1	Link +2	Link +3	Link +4	Link +5	Link +6	Link +7	Link +8	Link +9	Link +10
1	2.20	(60, 8)	.00	2.20	.60	.10	.00	.00	.00	.00	.00	.50	.00	.00
				Links 10+	.00	1.00	.00	.00	.00	.00	.00	.00	.00	.00
2	2.20	(299,18)	.00	2.20	.00	1.40	.00	.00	.00	.00	.70	.00	.00	.10
				Links 10+	.00	.00	.00	.00	.00	.00	.00	.00	.00	.00
3	2.20	(299,18)	.00	2.20	.00	1.40	.00	.00	.00	.00	.70	.00	.00	.10
				Links 10+	.00	.00	.00	.00	.00	.00	.00	.00	.00	.00
4	2.20	(299,18)	.00	2.20	.00	1.40	.00	.00	.00	.00	.70	.00	.00	.10
				Links 10+	.00	.00	.00	.00	.00	.00	.00	.00	.00	.00
5	2.20	(299,18)	.00	2.20	.00	1.40	.00	.00	.00	.00	.70	.00	.00	.10
				Links 10+	.00	.00	.00	.00	.00	.00	.00	.00	.00	.00
6	2.20	(299,18)	.00	2.20	.00	1.40	.00	.00	.00	.00	.70	.00	.00	.10
				Links 10+	.00	.00	.00	.00	.00	.00	.00	.00	.00	.00
7	2.20	(299,18)	.00	2.20	.00	1.40	.00	.00	.00	.00	.70	.00	.00	.10
				Links 10+	.00	.00	.00	.00	.00	.00	.00	.00	.00	.00
8	2.20	(299,18)	.00	2.20	.00	1.40	.00	.00	.00	.00	.70	.00	.00	.10
				Links 10+	.00	.00	.00	.00	.00	.00	.00	.00	.00	.00
9	2.20	(299,18)	.00	2.20	.00	1.40	.00	.00	.00	.00	.70	.00	.00	.10
				Links 10+	.00	.00	.00	.00	.00	.00	.00	.00	.00	.00
10	2.20	(299,18)	.00	2.20	.00	1.40	.00	.00	.00	.00	.70	.00	.00	.10
				Links 10+	.00	.00	.00	.00	.00	.00	.00	.00	.00	.00
11	2.10	(94,17)	.00	2.10	.00	1.30	.00	.00	.00	.00	.70	.00	.00	.10
				Links 10+	.00	.00	.00	.00	.00	.00	.00	.00	.00	.00
12	2.10	(94,17)	.00	2.10	.00	1.30	.00	.00	.00	.00	.00	.70	.00	.00	.10
				Links 10+	.00	.00	.00	.00	.00	.00	.00	.00	.00	.00

JOB: HSS FDR Air Quality No-Build/70' Jets

RUN: FDR DRIVE BET E 67TH-75TH STS/70' JETS

LINK CONTRIBUTION TABLES

MAXIMUM 1-HOUR AVERAGED LINK CONTRIBUTIONS
IN PARTS PER MILLION (PPM)
INCLUDING AMBIENT BACKGROUND CONCENTRATIONS.

Rcptr No.	Total Conc	Ending Day Hr	Ambient Backgnd	Total Link	Link +1	Link +2	Link +3	Link +4	Link +5	Link +6	Link +7	Link +8	Link +9	Link +10
13	2.10	(94,17)	.00	2.10	.00	1.30	.00	.00	.00	.00	.70	.00	.00	.10
				Links 10+	.00	.00	.00	.00	.00	.00	.00	.00	.00	.00
14	2.10	(94,17)	.00	2.10	.00	1.30	.00	.00	.00	.00	.70	.00	.00	.10
				Links 10+	.00	.00	.00	.00	.00	.00	.00	.00	.00	.00
15	2.10	(94,17)	.00	2.10	.00	1.30	.00	.00	.00	.00	.70	.00	.00	.10
				Links 10+	.00	.00	.00	.00	.00	.00	.00	.00	.00	.00
16	2.10	(94,17)	.00	2.10	.00	1.30	.00	.00	.00	.00	.70	.00	.00	.10
				Links 10+	.00	.00	.00	.00	.00	.00	.00	.00	.00	.00
17	2.10	(94,17)	.00	2.10	.00	1.30	.00	.00	.00	.00	.70	.00	.00	.10
				Links 10+	.00	.00	.00	.00	.00	.00	.00	.00	.00	.00
18	2.20	(299,18)	.00	2.20	.00	1.40	.10	.00	.00	.10	.60	.00	.00	.00
				Links 10+	.00	.00	.00	.00	.00	.00	.00	.00	.00	.00
19	2.20	(299,18)	.00	2.20	.00	1.40	.10	.00	.00	.10	.60	.00	.00	.00
				Links 10+	.00	.00	.00	.00	.00	.00	.00	.00	.00	.00
20	2.20	(299,18)	.00	2.20	.00	1.40	.10	.00	.00	.10	.60	.00	.00	.00
				Links 10+	.00	.00	.00	.00	.00	.00	.00	.00	.00	.00
21	2.10	(94,17)	.00	2.10	.00	1.30	.00	.00	.00	.00	.70	.00	.00	.10
				Links 10+	.00	.00	.00	.00	.00	.00	.00	.00	.00	.00
22	2.10	(94,17)	.00	2.10	.00	1.30	.00	.00	.00	.00	.70	.00	.00	.10
				Links 10+	.00	.00	.00	.00	.00	.00	.00	.00	.00	.00
23	2.20	(299,18)	.00	2.20	.00	1.30	.10	.00	.00	.20	.50	.00	.00	.00
				Links 10+	.10	.00	.00	.00	.00	.00	.00	.00	.00	.00
24	2.30	(299,18)	.00	2.30	.00	1.30	.10	.00	.00	.20	.50	.00	.10	.00
				Links 10+	.10	.00	.00	.00	.00	.00	.00	.00	.00	.00
25	2.20	(299,18)	.00	2.20	.00	1.20	.20	.00	.00	.20	.40	.00	.10	.00
				Links 10+	.10	.00	.00	.00	.00	.00	.00	.00	.00	.00
26	2.30	(299,18)	.00	2.30	.00	1.20	.20	.00	.00	.30	.30	.00	.10	.00
				Links 10+	.20	.00	.00	.00	.00	.00	.00	.00	.00	.00
27	2.40	(299,18)	.00	2.40	.00	1.20	.20	.00	.00	.30	.30	.00	.10	.00
				Links 10+	.30	.00	.00	.00	.00	.00	.00	.00	.00	.00
28	2.40	(299,18)	.00	2.40	.00	1.00	.30	.00	.00	.40	.20	.00	.10	.00
				Links 10+	.40	.00	.00	.00	.00	.00	.00	.00	.00	.00
29	2.60	(299,18)	.00	2.60	.00	.90	.40	.00	.00	.50	.10	.00	.10	.00
				Links 10+	.60	.00	.00	.00	.00	.00	.00	.00	.00	.00
30	2.70	(299,18)	.00	2.70	.00	.60	.60	.00	.00	.50	.00	.00	.10	.00
				Links 10+	.90	.00	.00	.00	.00	.00	.00	.00	.00	.00
31	3.10	(299,18)	.00	3.10	.00	.20	.90	.00	.00	.50	.00	.00	.10	.00
				Links 10+	1.40	.00	.00	.00	.00	.00	.00	.00	.00	.00

JOB: HSS FDR Air Quality No-Build/70' Jets

RUN: FDR DRIVE BET E 67TH-75TH STS/70' JETS

LINK CONTRIBUTION TABLES

MAXIMUM 1-HOUR AVERAGED LINK CONTRIBUTIONS
IN PARTS PER MILLION (PPM)
INCLUDING AMBIENT BACKGROUND CONCENTRATIONS.

Rcptr No.	Total Conc	Ending Day Hr	Ambient Backgnd	Total Link	Link +1	Link +2	Link +3	Link +4	Link +5	Link +6	Link +7	Link +8	Link +9	Link +10
32	3.70	(94,17)	.00	3.70	.00	.10	.90	.00	.00	.50	.10	.00	.10	.00
				Links 10+	2.00	.00	.00	.00	.00	.00	.00	.00	.00	.00
33	3.70	(94,17)	.00	3.70	.00	.00	1.00	.00	.00	.50	.00	.00	.10	.00
				Links 10+	2.10	.00	.00	.00	.00	.00	.00	.00	.00	.00
34	3.10	(94,17)	.00	3.10	.00	.00	1.00	.00	.00	.50	.00	.00	.10	.00
				Links 10+	1.50	.00	.00	.00	.00	.00	.00	.00	.00	.00
35	2.90	(356,16)	.00	2.90	.00	.50	.60	.00	.00	.10	.50	.00	.00	.00
				Links 10+	1.20	.00	.00	.00	.00	.00	.00	.00	.00	.00
36	2.60	(276,21)	.00	2.60	.00	.50	.70	.00	.00	.10	.40	.00	.00	.10
				Links 10+	.80	.00	.00	.00	.00	.00	.00	.00	.00	.00
37	2.30	(323,16)	.00	2.30	.00	.30	.80	.00	.00	.20	.40	.00	.00	.00
				Links 10+	.60	.00	.00	.00	.00	.00	.00	.00	.00	.00
38	2.10	(99,18)	.00	2.10	.00	.50	.60	.00	.00	.10	.40	.00	.00	.00
				Links 10+	.50	.00	.00	.00	.00	.00	.00	.00	.00	.00
39	2.10	(99,18)	.00	2.10	.00	.50	.70	.00	.00	.10	.40	.00	.00	.00
				Links 10+	.40	.00	.00	.00	.00	.00	.00	.00	.00	.00
40	1.90	(99,18)	.00	1.90	.00	.40	.70	.00	.00	.10	.40	.00	.00	.00
				Links 10+	.30	.00	.00	.00	.00	.00	.00	.00	.00	.00
41	1.90	(299,18)	.00	1.90	.00	.00	1.10	.10	.10	.50	.00	.00	.10	.00
				Links 10+	.00	.00	.00	.00	.00	.00	.00	.00	.00	.00
42	1.90	(299,18)	.00	1.90	.00	.00	1.10	.10	.10	.50	.00	.00	.10	.00
				Links 10+	.00	.00	.00	.00	.00	.00	.00	.00	.00	.00
43	1.90	(299,18)	.00	1.90	.00	.00	1.10	.10	.10	.50	.00	.00	.10	.00
				Links 10+	.00	.00	.00	.00	.00	.00	.00	.00	.00	.00
44	1.90	(299,18)	.00	1.90	.00	.00	1.10	.10	.20	.40	.00	.00	.10	.00
				Links 10+	.00	.00	.00	.00	.00	.00	.00	.00	.00	.00
45	1.90	(299,18)	.00	1.90	.00	.00	1.10	.10	.20	.40	.00	.00	.10	.00
				Links 10+	.00	.00	.00	.00	.00	.00	.00	.00	.00	.00
46	1.90	(299,18)	.00	1.90	.00	.00	1.10	.10	.20	.40	.00	.00	.10	.00
				Links 10+	.00	.00	.00	.00	.00	.00	.00	.00	.00	.00
47	1.70	(299,18)	.00	1.70	.00	.00	1.00	.10	.20	.40	.00	.00	.00	.00
				Links 10+	.00	.00	.00	.00	.00	.00	.00	.00	.00	.00
48	1.90	(299,18)	.00	1.90	.00	.00	1.00	.20	.30	.40	.00	.00	.00	.00
				Links 10+	.00	.00	.00	.00	.00	.00	.00	.00	.00	.00
49	1.80	(299,18)	.00	1.80	.00	.00	1.00	.20	.30	.30	.00	.00	.00	.00
				Links 10+	.00	.00	.00	.00	.00	.00	.00	.00	.00	.00
50	1.90	(299,18)	.00	1.90	.00	.00	1.00	.20	.40	.30	.00	.00	.00	.00
				Links 10+	.00	.00	.00	.00	.00	.00	.00	.00	.00	.00

JOB: HSS FDR Air Quality No-Build/70' Jets

RUN: FDR DRIVE BET E 67TH-75TH STS/70' JETS

LINK CONTRIBUTION TABLES

MAXIMUM 1-HOUR AVERAGED LINK CONTRIBUTIONS
IN PARTS PER MILLION (PPM)
INCLUDING AMBIENT BACKGROUND CONCENTRATIONS.

Rcptr No.	Total Conc	Ending Day Hr	Ambient Backgnd	Total Link	Link +1	Link +2	Link +3	Link +4	Link +5	Link +6	Link +7	Link +8	Link +9	Link +10
51	1.80	(99,18)	.00	1.80	.00	.20	1.00	.00	.00	.30	.20	.00	.00	.00
				Links 10+	.10	.00	.00	.00	.00	.00	.00	.00	.00	.00
52	1.90	(299,18)	.00	1.90	.00	.00	.80	.40	.50	.20	.00	.00	.00	.00
				Links 10+	.00	.00	.00	.00	.00	.00	.00	.00	.00	.00
53	1.90	(299,18)	.00	1.90	.00	.00	.70	.50	.60	.10	.00	.00	.00	.00
				Links 10+	.00	.00	.00	.00	.00	.00	.00	.00	.00	.00
54	2.00	(299,18)	.00	2.00	.00	.00	.60	.70	.70	.00	.00	.00	.00	.00
				Links 10+	.00	.00	.00	.00	.00	.00	.00	.00	.00	.00
55	1.80	(99,18)	.00	1.80	.00	.20	1.00	.00	.00	.30	.20	.00	.00	.00
				Links 10+	.10	.00	.00	.00	.00	.00	.00	.00	.00	.00
56	1.80	(299,18)	.00	1.80	.00	.00	.00	1.20	.60	.00	.00	.00	.00	.00
				Links 10+	.00	.00	.00	.00	.00	.00	.00	.00	.00	.00
57	2.50	(94,17)	.00	2.50	.80	.30	.00	.00	.00	.00	.30	.30	.00	.00
				Links 10+	.00	.80	.00	.00	.00	.00	.00	.00	.00	.00
58	2.80	(94,17)	.00	2.80	1.00	.10	.00	.00	.00	.00	.20	.50	.00	.00
				Links 10+	.00	1.00	.00	.00	.00	.00	.00	.00	.00	.00
59	2.60	(94,17)	.00	2.60	1.00	.00	.00	.00	.00	.00	.10	.60	.00	.00
				Links 10+	.00	.90	.00	.00	.00	.00	.00	.00	.00	.00
60	2.40	(299,18)	.00	2.40	.80	.40	.00	.00	.00	.00	.50	.20	.00	.10
				Links 10+	.00	.40	.00	.00	.00	.00	.00	.00	.00	.00

SECOND HIGHEST 1-HOUR AVERAGED LINK CONTRIBUTIONS
IN PARTS PER MILLION (PPM)
INCLUDING AMBIENT BACKGROUND CONCENTRATIONS.

Rcptr No.	Total Conc	Ending Day Hr	Ambient Backgnd	Total Link	Link +1	Link +2	Link +3	Link +4	Link +5	Link +6	Link +7	Link +8	Link +9	Link +10
1	2.20	(94,17)	.00	2.20	.30	1.00	.00	.00	.00	.00	.50	.10	.00	.00
				Links 10+	.00	.30	.00	.00	.00	.00	.00	.00	.00	.00
2	2.10	(87, 9)	.00	2.10	.30	.50	.00	.00	.00	.00	.10	.40	.00	.00
				Links 10+	.00	.80	.00	.00	.00	.00	.00	.00	.00	.00
3	2.10	(94,17)	.00	2.10	.00	1.30	.00	.00	.00	.00	.70	.00	.00	.10
				Links 10+	.00	.00	.00	.00	.00	.00	.00	.00	.00	.00
4	2.10	(94,17)	.00	2.10	.00	1.30	.00	.00	.00	.00	.70	.00	.00	.10
				Links 10+	.00	.00	.00	.00	.00	.00	.00	.00	.00	.00
5	2.10	(94,17)	.00	2.10	.00	1.30	.00	.00	.00	.00	.70	.00	.00	.10
				Links 10+	.00	.00	.00	.00	.00	.00	.00	.00	.00	.00

DATE : 7/21/ 8
TIME : 17: 2:40

JOB: HSS FDR Air Quality No-Build/70' Jets

RUN: FDR DRIVE BET E 67TH-75TH STS/70' JETS

LINK CONTRIBUTION TABLES

SECOND HIGHEST 1-HOUR AVERAGED LINK CONTRIBUTIONS
IN PARTS PER MILLION (PPM)
INCLUDING AMBIENT BACKGROUND CONCENTRATIONS.

Rcptr No.	Total Conc	Ending Day Hr	Ambient Backgnd	Total Link	Link +1	Link +2	Link +3	Link +4	Link +5	Link +6	Link +7	Link +8	Link +9	Link +10
6	2.10	(94,17)	.00	2.10	.00	1.30	.00	.00	.00	.00	.70	.00	.00	.10
				Links 10+	.00	.00	.00	.00	.00	.00	.00	.00	.00	.00
7	2.10	(94,17)	.00	2.10	.00	1.30	.00	.00	.00	.00	.70	.00	.00	.10
				Links 10+	.00	.00	.00	.00	.00	.00	.00	.00	.00	.00
8	2.10	(94,17)	.00	2.10	.00	1.30	.00	.00	.00	.00	.70	.00	.00	.10
				Links 10+	.00	.00	.00	.00	.00	.00	.00	.00	.00	.00
9	2.10	(94,17)	.00	2.10	.00	1.30	.00	.00	.00	.00	.70	.00	.00	.10
				Links 10+	.00	.00	.00	.00	.00	.00	.00	.00	.00	.00
10	2.10	(94,17)	.00	2.10	.00	1.30	.00	.00	.00	.00	.70	.00	.00	.10
				Links 10+	.00	.00	.00	.00	.00	.00	.00	.00	.00	.00
11	2.10	(299,18)	.00	2.10	.00	1.40	.00	.00	.00	.00	.70	.00	.00	.00
				Links 10+	.00	.00	.00	.00	.00	.00	.00	.00	.00	.00
12	2.10	(299,18)	.00	2.10	.00	1.40	.00	.00	.00	.00	.70	.00	.00	.00
				Links 10+	.00	.00	.00	.00	.00	.00	.00	.00	.00	.00
13	2.10	(299,18)	.00	2.10	.00	1.40	.00	.00	.00	.00	.70	.00	.00	.00
				Links 10+	.00	.00	.00	.00	.00	.00	.00	.00	.00	.00
14	2.10	(299,18)	.00	2.10	.00	1.40	.00	.00	.00	.10	.60	.00	.00	.00
				Links 10+	.00	.00	.00	.00	.00	.00	.00	.00	.00	.00
15	2.10	(299,18)	.00	2.10	.00	1.40	.00	.00	.00	.10	.60	.00	.00	.00
				Links 10+	.00	.00	.00	.00	.00	.00	.00	.00	.00	.00
16	2.10	(299,18)	.00	2.10	.00	1.40	.00	.00	.00	.10	.60	.00	.00	.00
				Links 10+	.00	.00	.00	.00	.00	.00	.00	.00	.00	.00
17	2.10	(299,18)	.00	2.10	.00	1.40	.00	.00	.00	.10	.60	.00	.00	.00
				Links 10+	.00	.00	.00	.00	.00	.00	.00	.00	.00	.00
18	2.10	(94,17)	.00	2.10	.00	1.30	.00	.00	.00	.00	.70	.00	.00	.10
				Links 10+	.00	.00	.00	.00	.00	.00	.00	.00	.00	.00
19	2.10	(94,17)	.00	2.10	.00	1.30	.00	.00	.00	.00	.70	.00	.00	.10
				Links 10+	.00	.00	.00	.00	.00	.00	.00	.00	.00	.00
20	2.10	(94,17)	.00	2.10	.00	1.30	.00	.00	.00	.00	.70	.00	.00	.10
				Links 10+	.00	.00	.00	.00	.00	.00	.00	.00	.00	.00
21	2.10	(299,18)	.00	2.10	.00	1.30	.10	.00	.00	.10	.50	.00	.00	.00
				Links 10+	.10	.00	.00	.00	.00	.00	.00	.00	.00	.00
22	2.10	(299,18)	.00	2.10	.00	1.30	.10	.00	.00	.10	.50	.00	.00	.00
				Links 10+	.10	.00	.00	.00	.00	.00	.00	.00	.00	.00
23	2.10	(94,17)	.00	2.10	.00	1.30	.00	.00	.00	.00	.70	.00	.00	.10
				Links 10+	.00	.00	.00	.00	.00	.00	.00	.00	.00	.00
24	2.10	(94,17)	.00	2.10	.00	1.30	.00	.00	.00	.00	.70	.00	.00	.10
				Links 10+	.00	.00	.00	.00	.00	.00	.00	.00	.00	.00

JOB: HSS FDR Air Quality No-Build/70' Jets

RUN: FDR DRIVE BET E 67TH-75TH STS/70' JETS

LINK CONTRIBUTION TABLES

SECOND HIGHEST 1-HOUR AVERAGED LINK CONTRIBUTIONS
IN PARTS PER MILLION (PPM)
INCLUDING AMBIENT BACKGROUND CONCENTRATIONS.

Rcptr No.	Total Conc	Ending Day Hr	Ambient Backgnd	Total Link	Link +1	Link +2	Link +3	Link +4	Link +5	Link +6	Link +7	Link +8	Link +9	Link +10
25	2.10	(94,17)	.00	2.10	.00	1.30	.00	.00	.00	.00	.70	.00	.00	.10
				Links 10+	.00	.00	.00	.00	.00	.00	.00	.00	.00	.00
26	2.10	(94,17)	.00	2.10	.00	1.30	.00	.00	.00	.00	.70	.00	.00	.10
				Links 10+	.00	.00	.00	.00	.00	.00	.00	.00	.00	.00
27	2.10	(94,17)	.00	2.10	.00	1.30	.00	.00	.00	.00	.70	.00	.00	.10
				Links 10+	.00	.00	.00	.00	.00	.00	.00	.00	.00	.00
28	2.00	(94,17)	.00	2.00	.00	1.30	.00	.00	.00	.00	.70	.00	.00	.00
				Links 10+	.00	.00	.00	.00	.00	.00	.00	.00	.00	.00
29	2.10	(228, 8)	.00	2.10	.00	.60	.40	.00	.10	.40	.00	.00	.10	.00
				Links 10+	.50	.00	.00	.00	.00	.00	.00	.00	.00	.00
30	2.30	(228, 8)	.00	2.30	.00	.40	.60	.00	.10	.40	.00	.00	.10	.00
				Links 10+	.70	.00	.00	.00	.00	.00	.00	.00	.00	.00
31	2.60	(94,17)	.00	2.60	.00	.90	.30	.00	.00	.30	.30	.00	.10	.00
				Links 10+	.70	.00	.00	.00	.00	.00	.00	.00	.00	.00
32	3.20	(299,18)	.00	3.20	.00	.00	1.10	.00	.00	.50	.00	.00	.10	.00
				Links 10+	1.50	.00	.00	.00	.00	.00	.00	.00	.00	.00
33	2.90	(201, 8)	.00	2.90	.00	.00	.70	.00	.00	.50	.00	.00	.10	.00
				Links 10+	1.60	.00	.00	.00	.00	.00	.00	.00	.00	.00
34	2.90	(60, 8)	.00	2.90	.00	.00	.70	.00	.00	.40	.10	.00	.10	.00
				Links 10+	1.60	.00	.00	.00	.00	.00	.00	.00	.00	.00
35	2.80	(276,21)	.00	2.80	.00	.60	.60	.00	.00	.00	.50	.00	.00	.10
				Links 10+	1.00	.00	.00	.00	.00	.00	.00	.00	.00	.00
36	2.50	(323,16)	.00	2.50	.00	.40	.70	.00	.00	.10	.40	.00	.00	.00
				Links 10+	.90	.00	.00	.00	.00	.00	.00	.00	.00	.00
37	2.30	(356,16)	.00	2.30	.00	.30	.80	.00	.00	.20	.40	.00	.00	.00
				Links 10+	.60	.00	.00	.00	.00	.00	.00	.00	.00	.00
38	2.00	(276,21)	.00	2.00	.00	.30	.80	.00	.00	.20	.30	.00	.00	.00
				Links 10+	.40	.00	.00	.00	.00	.00	.00	.00	.00	.00
39	1.90	(276,21)	.00	1.90	.00	.30	.80	.00	.00	.20	.30	.00	.00	.00
				Links 10+	.30	.00	.00	.00	.00	.00	.00	.00	.00	.00
40	1.90	(299,18)	.00	1.90	.00	.00	1.10	.10	.10	.50	.00	.00	.10	.00
				Links 10+	.00	.00	.00	.00	.00	.00	.00	.00	.00	.00
41	1.80	(99,18)	.00	1.80	.00	.40	.80	.00	.00	.10	.30	.00	.00	.00
				Links 10+	.20	.00	.00	.00	.00	.00	.00	.00	.00	.00
42	1.80	(64,16)	.00	1.80	.00	.30	.80	.00	.00	.20	.30	.00	.00	.00
				Links 10+	.20	.00	.00	.00	.00	.00	.00	.00	.00	.00
43	1.80	(99,18)	.00	1.80	.00	.30	.80	.00	.00	.20	.30	.00	.00	.00
				Links 10+	.20	.00	.00	.00	.00	.00	.00	.00	.00	.00

JOB: HSS FDR Air Quality No-Build/70' Jets

RUN: FDR DRIVE BET E 67TH-75TH STS/70' JETS

LINK CONTRIBUTION TABLES

SECOND HIGHEST 1-HOUR AVERAGED LINK CONTRIBUTIONS
IN PARTS PER MILLION (PPM)
INCLUDING AMBIENT BACKGROUND CONCENTRATIONS.

Rcptr No.	Total Conc	Ending Day Hr	Ambient Backgnd	Total Link	Link +1	Link +2	Link +3	Link +4	Link +5	Link +6	Link +7	Link +8	Link +9	Link +10
44	1.80	(99,18)	.00	1.80	.00	.30	.80	.00	.00	.20	.30	.00	.00	.00
				Links 10+	.20	.00	.00	.00	.00	.00	.00	.00	.00	.00
45	1.80	(99,18)	.00	1.80	.00	.30	.90	.00	.00	.20	.30	.00	.00	.00
				Links 10+	.10	.00	.00	.00	.00	.00	.00	.00	.00	.00
46	1.70	(99,18)	.00	1.70	.00	.30	.90	.00	.00	.20	.20	.00	.00	.00
				Links 10+	.10	.00	.00	.00	.00	.00	.00	.00	.00	.00
47	1.60	(99,18)	.00	1.60	.00	.20	.90	.00	.00	.20	.20	.00	.00	.00
				Links 10+	.10	.00	.00	.00	.00	.00	.00	.00	.00	.00
48	1.60	(99,18)	.00	1.60	.00	.20	.90	.00	.00	.20	.20	.00	.00	.00
				Links 10+	.10	.00	.00	.00	.00	.00	.00	.00	.00	.00
49	1.60	(99,18)	.00	1.60	.00	.20	.90	.00	.00	.20	.20	.00	.00	.00
				Links 10+	.10	.00	.00	.00	.00	.00	.00	.00	.00	.00
50	1.80	(99,18)	.00	1.80	.00	.20	1.00	.00	.00	.30	.20	.00	.00	.00
				Links 10+	.10	.00	.00	.00	.00	.00	.00	.00	.00	.00
51	1.80	(299,18)	.00	1.80	.00	.00	.90	.30	.40	.20	.00	.00	.00	.00
				Links 10+	.00	.00	.00	.00	.00	.00	.00	.00	.00	.00
52	1.70	(99,18)	.00	1.70	.00	.20	.90	.00	.00	.30	.20	.00	.00	.00
				Links 10+	.10	.00	.00	.00	.00	.00	.00	.00	.00	.00
53	1.70	(99,18)	.00	1.70	.00	.20	.90	.00	.00	.30	.20	.00	.00	.00
				Links 10+	.10	.00	.00	.00	.00	.00	.00	.00	.00	.00
54	1.80	(99,18)	.00	1.80	.00	.20	1.00	.00	.00	.30	.20	.00	.00	.00
				Links 10+	.10	.00	.00	.00	.00	.00	.00	.00	.00	.00
55	1.80	(299,18)	.00	1.80	.00	.00	.30	.90	.60	.00	.00	.00	.00	.00
				Links 10+	.00	.00	.00	.00	.00	.00	.00	.00	.00	.00
56	1.70	(99,18)	.00	1.70	.00	.20	1.00	.00	.00	.30	.10	.00	.00	.00
				Links 10+	.10	.00	.00	.00	.00	.00	.00	.00	.00	.00
57	2.20	(299,18)	.00	2.20	.30	1.10	.00	.00	.00	.00	.70	.00	.00	.10
				Links 10+	.00	.00	.00	.00	.00	.00	.00	.00	.00	.00
58	2.20	(264,19)	.00	2.20	.70	.00	.00	.00	.00	.00	.00	.50	.00	.00
				Links 10+	.00	1.00	.00	.00	.00	.00	.00	.00	.00	.00
59	2.20	(201, 8)	.00	2.20	.70	.00	.00	.00	.00	.00	.00	.50	.00	.00
				Links 10+	.00	1.00	.00	.00	.00	.00	.00	.00	.00	.00
60	2.10	(94,17)	.00	2.10	1.00	.00	.00	.00	.00	.00	.00	.60	.00	.00
				Links 10+	.00	.50	.00	.00	.00	.00	.00	.00	.00	.00

JOB: HSS FDR Air Quality No-Build/70' Jets RUN: FDR DRIVE BET E 67TH-75TH STS/70' JETS

CALM DURATION FREQUENCY

Hours of Consecutive Calm Winds	Frequency of Occurrence	(Julian day/hour ending) of Significant Occurrences
1	126	(1,24)(2, 7)(4, 6)(5,21)(33,12)(36,17)(36,19)(43, 6)(43, 9)(52, 7) (55, 1)(55,22)(59, 9)(64, 3)(64, 5)(64,24)(80, 9)(81, 2)(84, 8)(85,22) (86, 1)(86, 7)(87, 5)(94,16)(98, 2)(105, 8)(109, 2)(113, 9)(113,12)(115, 5) (117,12)(125,21)(126, 1)(127,13)(130,22)(131, 1)(132, 2)(132,22)(133, 2)(133, 4) (133, 6)(133,12)(136, 3)(137,11)(137,21)(138,24)(139, 4)(140, 8)(140,21)(141, 2) (142,10)(143, 8)(146, 3)(146, 9)(147,21)(149,15)(163,14)(164,16)(171, 7)(173, 3) (174,13)(174,17)(177,17)(178, 4)(178, 8)(184,19)(184,21)(185,12)(188,24)(189,12) (192,21)(201,11)(202,22)(210,24)(211,11)(212, 1)(212, 5)(222, 5)(222,23)(226,20) (227, 6)(227,23)(228, 7)(229, 5)(229,12)(230, 6)(230, 9)(231, 3)(232,22)(234, 7) (247, 2)(256, 1)(256,12)(257, 1)(257,11)(260,11)(264,20)(266, 4)(268, 4)(268, 9) (271, 3)(274, 4)(276, 1)(276, 5)(281, 5)(281,13)(287, 4)(289, 4)(299,22)(299,24) (301,12)(302,16)(309,20)(312, 7)(321,23)(322, 2)(324,14)(327, 4)(328,22)(338, 1) (338, 3)(343, 2)(346, 5)(351, 1)(357, 5)(357, 8)
2	33	(2,24)(54,21)(64, 1)(83, 7)(94,14)(100, 1)(107,17)(133,10)(137, 2)(137,24) (149,10)(173, 6)(175,23)(180, 9)(182, 9)(183, 9)(193, 5)(222,10)(229,22)(255,20) (266, 7)(287,10)(288, 1)(289, 2)(292,17)(321,11)(322,14)(323, 8)(324, 6)(324,12) (356, 7)(357, 3)(360,15)
3	10	(2,19)(33,16)(60, 7)(80, 7)(135,24)(186, 6)(204, 6)(280, 9)(315,10)(338, 8) (
4	5	(203, 8)(271, 1)(278, 4)(323, 4)(327, 2)
6	2	(133,20)(282, 4)
7	1	(22,15)
10	1	(134, 7)
13	1	(184,11)

Program terminated normally

JOB: HSS FDR Air Quality No-Build/105' Jets RUN: FDR DRIVE BET E 67TH-75TH STS/105' JETS

General Information

Run start date: 1/ 1/ 0 Julian: 1
end date: 12/31/ 0 Julian: 366

A Tier 2 approach was used for input data preparation.

The MODE flag has been set to C for calculating CO averages.

Ambient background concentrations are included in the averages below.

Site & Meteorological Constants

VS = .0 CM/S VD = .0 CM/S Z0 = 175. CM ATIM = 60.

Met. Sfc. Sta. Id & Yr = 72503 2000
Upper Air Sta. Id & Yr = 94703 2000

CAUTION: The input years for the Run and Meteorological data differ. The respective values are: 0 and 2000.

Urban mixing heights were processed.

In 2000, Julian day 1 is a Saturday.

The patterns from the input file have been assigned as follows:

Pattern # 1 is assigned to Monday.
Pattern # 1 is assigned to Tuesday.
Pattern # 1 is assigned to Wednesday.
Pattern # 1 is assigned to Thursday.
Pattern # 1 is assigned to Friday.
Pattern # 1 is assigned to Saturday.
Pattern # 1 is assigned to Sunday.

Link Data Constants - (Variable data in *.LNK file)

LINK DESCRIPTION	LINK COORDINATES (FT) X1	Y1	X2	Y2	LENGTH (FT)	BRG (DEG)	TYPE	H (FT)	W (FT)	NLANES
1. FDR N/B 67th-68th St	-132.0	-225.0	15.0	-10.0	260.	34.	AG	.0	36.0	
2. FDR N/B 68th-71st St	15.0	-10.0	438.0	608.0	749.	34.	AG	.0	36.0	
3. FDR N/B 71st-73rd St	438.0	608.0	773.0	1098.0	594.	34.	AG	.0	36.0	
4. FDR N/B 73rd-75th St	773.0	1098.0	1056.0	1625.0	598.	28.	AG	.0	36.0	
5. FDR S/B 75th-73rd St	743.0	1118.0	1026.0	1645.0	598.	28.	AG	.0	36.0	
6. FDR S/B 73rd-71st St	408.0	628.0	743.0	1118.0	594.	34.	AG	.0	36.0	

JOB: HSS FDR Air Quality No-Build/105' Jets

RUN: FDR DRIVE BET E 67TH-75TH STS/105' JETS

Link Data Constants - (Variable data in *.LNK file)

LINK DESCRIPTION	LINK COORDINATES (FT) X1	Y1	X2	Y2	LENGTH (FT)	BRG (DEG)	TYPE	H (FT)	W (FT)	NLANES
7. FDR S/B 71st-68th St*	-15.0	10.0	408.0	628.0	749.	34.	AG	.0	36.0	
8. FDR S/B 68th-67th St*	-162.0	-205.0	-15.0	10.0	260.	34.	AG	.0	36.0	
9. FDR Service Rd 73-71*	385.0	644.0	720.0	1134.0	594.	34.	AG	.0	32.0	
10. FDR Service Rd 68-71*	-38.0	26.0	385.0	644.0	749.	34.	AG	.0	32.0	
11. FDR N/B 105' Jets 71*	438.0	608.0	497.0	695.0	105.	34.	AG	.0	32.0	
12. FDR S/B 105' Jets 68*	-15.0	10.0	-74.0	-77.0	105.	214.	AG	.0	32.0	

Receptor Data

RECEPTOR	COORDINATES (FT) X	Y	Z
1. RECEPTOR 1	34.0	-23.0	6.0
2. RECEPTOR 2	48.0	-4.0	6.0
3. RECEPTOR 3	62.0	17.0	6.0
4. RECEPTOR 4	75.0	37.0	6.0
5. RECEPTOR 5	89.0	57.0	6.0
6. RECEPTOR 6	103.0	77.0	6.0
7. RECEPTOR 7	117.0	97.0	6.0
8. RECEPTOR 8	130.0	117.0	6.0
9. RECEPTOR 9	144.0	137.0	6.0
10. RECEPTOR 10	158.0	158.0	6.0
11. RECEPTOR 11	172.0	178.0	6.0
12. RECEPTOR 12	186.0	198.0	6.0
13. RECEPTOR 13	199.0	218.0	6.0
14. RECEPTOR 14	213.0	238.0	6.0
15. RECEPTOR 15	227.0	258.0	6.0
16. RECEPTOR 16	241.0	278.0	6.0
17. RECEPTOR 17	255.0	299.0	6.0
18. RECEPTOR 18	268.0	319.0	6.0
19. RECEPTOR 19	282.0	339.0	6.0
20. RECEPTOR 20	296.0	359.0	6.0
21. RECEPTOR 21	310.0	379.0	6.0
22. RECEPTOR 22	323.0	399.0	6.0
23. RECEPTOR 23	337.0	419.0	6.0
24. RECEPTOR 24	351.0	440.0	6.0
25. RECEPTOR 25	365.0	460.0	6.0
26. RECEPTOR 26	379.0	480.0	6.0
27. RECEPTOR 27	392.0	500.0	6.0
28. RECEPTOR 28	406.0	520.0	6.0

JOB: HSS FDR Air Quality No-Build/105' Jets

RUN: FDR DRIVE BET E 67TH-75TH STS/105' JETS

Receptor Data

RECEPTOR	COORDINATES (FT) X	Y	Z
29. RECEPTOR 29	420.0	540.0	6.0
30. RECEPTOR 30	434.0	561.0	6.0
31. RECEPTOR 31	447.0	581.0	6.0
32. RECEPTOR 32	461.0	601.0	6.0
33. RECEPTOR 33	475.0	621.0	6.0
34. RECEPTOR 34	489.0	641.0	6.0
35. RECEPTOR 35	503.0	661.0	6.0
36. RECEPTOR 36	516.0	681.0	6.0
37. RECEPTOR 37	530.0	702.0	6.0
38. RECEPTOR 38	544.0	722.0	6.0
39. RECEPTOR 39	558.0	742.0	6.0
40. RECEPTOR 40	571.0	762.0	6.0
41. RECEPTOR 41	585.0	782.0	6.0
42. RECEPTOR 42	599.0	802.0	6.0
43. RECEPTOR 43	613.0	822.0	6.0
44. RECEPTOR 44	627.0	843.0	6.0
45. RECEPTOR 45	640.0	863.0	6.0
46. RECEPTOR 46	654.0	883.0	6.0
47. RECEPTOR 47	668.0	903.0	6.0
48. RECEPTOR 48	682.0	923.0	6.0
49. RECEPTOR 49	696.0	943.0	6.0
50. RECEPTOR 50	709.0	964.0	6.0
51. RECEPTOR 51	723.0	984.0	6.0
52. RECEPTOR 52	737.0	1004.0	6.0
53. RECEPTOR 53	751.0	1024.0	6.0
54. RECEPTOR 54	764.0	1044.0	6.0
55. RECEPTOR 55	778.0	1064.0	6.0
56. RECEPTOR 56	792.0	1084.0	6.0
57. RECEPTOR 57	20.0	-44.0	6.0
58. RECEPTOR 58	6.0	-64.0	6.0
59. RECEPTOR 59	-7.0	-84.0	6.0
60. RECEPTOR 60	-21.0	-104.0	6.0

JOB: HSS FDR Air Quality No-Build/105' Jets

RUN: FDR DRIVE BET E 67TH-75TH STS/105' JETS

Model Results

Remarks : In search of the wind direction corresponding
to the maximum concentration, only the first
direction, of the directions with the same maximum
concentrations, is indicated as the maximum.

* MAXIMUM HOURLY CONCENTRATIONS WITH ANY AMBIENT BACKGROUND CONCENTRATIONS (BKG) ADDED
* (PPM)

	REC1	REC2	REC3	REC4	REC5	REC6	REC7	REC8	REC9	REC10
MAX+BKG	2.3	2.4	2.4	2.4	2.4	2.3	2.3	2.3	2.3	2.3
- BKG	.0	.0	.0	.0	.0	.0	.0	.0	.0	.0
MAX	2.3	2.4	2.4	2.4	2.4	2.3	2.3	2.3	2.3	2.3
WIND DIR	28	23	23	23	23	23	23	23	23	23
JULIAN	339	72	72	72	72	72	72	72	72	72
HOUR	17	8	8	8	8	8	8	8	8	8

	REC11	REC12	REC13	REC14	REC15	REC16	REC17	REC18	REC19	REC20
MAX+BKG	2.3	2.2	2.2	2.4	2.3	2.4	2.4	2.4	2.4	2.3
- BKG	.0	.0	.0	.0	.0	.0	.0	.0	.0	.0
MAX	2.3	2.2	2.2	2.4	2.3	2.4	2.4	2.4	2.4	2.3
WIND DIR	231	23	23	23	23	23	23	23	23	23
JULIAN	30	72	72	72	72	72	72	72	72	72
HOUR	18	8	8	8	8	8	8	8	8	8

	REC21	REC22	REC23	REC24	REC25	REC26	REC27	REC28	REC29	REC30
MAX+BKG	2.3	2.4	2.4	2.6	2.4	2.6	2.5	2.6	2.7	2.8
- BKG	.0	.0	.0	.0	.0	.0	.0	.0	.0	.0
MAX	2.3	2.4	2.4	2.6	2.4	2.6	2.5	2.6	2.7	2.8
WIND DIR	23	23	23	23	23	23	23	23	23	23
JULIAN	72	72	72	72	72	72	72	72	72	72
HOUR	8	8	8	8	8	8	8	8	8	8

	REC31	REC32	REC33	REC34	REC35	REC36	REC37	REC38	REC39	REC40
MAX+BKG	2.9	3.0	2.8	3.0	3.1	3.3	3.0	2.6	2.5	2.2
- BKG	.0	.0	.0	.0	.0	.0	.0	.0	.0	.0
MAX	2.9	3.0	2.8	3.0	3.1	3.3	3.0	2.6	2.5	2.2
WIND DIR	23	23	23	231	231	231	231	231	231	231
JULIAN	72	72	72	30	30	30	30	30	30	30
HOUR	8	8	8	18	18	18	18	18	18	18

JOB: HSS FDR Air Quality No-Build/105' Jets

RUN: FDR DRIVE BET E 67TH-75TH STS/105' JETS

* MAXIMUM HOURLY CONCENTRATIONS WITH ANY AMBIENT BACKGROUND CONCENTRATIONS (BKG) ADDED
(PPM)

	REC41	REC42	REC43	REC44	REC45	REC46	REC47	REC48	REC49	REC50
MAX+BKG	2.2	2.2	2.1	2.0	2.0	2.0	2.1	2.0	2.0	2.1
- BKG	.0	.0	.0	.0	.0	.0	.0	.0	.0	.0
MAX	2.2	2.2	2.1	2.0	2.0	2.0	2.1	2.0	2.0	2.1
WIND DIR	231	231	231	231	231	231	231	231	231	231
JULIAN	30	30	30	30	30	30	30	30	30	30
HOUR	18	18	18	18	18	18	18	18	18	18

	REC51	REC52	REC53	REC54	REC55	REC56	REC57	REC58	REC59	REC60
MAX+BKG	2.0	2.0	2.0	2.0	2.0	2.0	2.2	2.2	2.2	2.2
- BKG	.0	.0	.0	.0	.0	.0	.0	.0	.0	.0
MAX	2.0	2.0	2.0	2.0	2.0	2.0	2.2	2.2	2.2	2.2
WIND DIR	231	231	231	231	231	231	23	23	23	23
JULIAN	30	30	30	30	30	30	72	72	72	72
HOUR	18	18	18	18	18	18	8	8	8	8

THE HIGHEST CONCENTRATION OF 3.30 PPM OCCURRED AT RECEPTOR REC36.

JOB: HSS FDR Air Quality No-Build/105' Jets

RUN: FDR DRIVE BET E 67TH-75TH STS/105' JETS

==========
Output Section
==========

NOTES PERTAINING TO THE REPORT

1. THE HIGHEST AVERAGE IN EACH OF THE FIRST TWO COLUMNS OF EACH TABLE BELOW ARE SUFFIXED BY AN ASTERISK (*). FOR PM OUTPUT, THERE IS ONLY ONE COLUMN AND ASTERISK FOR THE ANNUAL AVERAGE/PERIOD OF CONCERN TABLE.

2. THE NUMBERS IN PARENTHESES ARE THE JULIAN DAY AND ENDING HOUR FOR THE PRECEDING AVERAGE.

3. THE NUMBER OF CALM HOURS USED IN PRODUCING EACH AVERAGE ARE PREFIXED BY A C.

PRIMARY AVERAGES.

MAXIMUM 8-HOUR RUNNING NONOVERLAPPING AVERAGE CONCENTRATIONS
IN PARTS PER MILLION (PPM),
INCLUDING AMBIENT BACKGROUND CONCENTRATIONS.

Receptor Number	Highest Conc	Highest Ending Day Hr	Highest Calm	Second highest Conc	Second highest Ending Day Hr	Second highest Calm
1	1.52	(313,19)	C 2	1.19	(324,20)	C 0
2	1.58	(313,19)	C 2	1.20	(324,21)	C 0
3	1.65	(313,19)	C 2	1.24	(324,21)	C 0
4	1.55	(313,19)	C 2	1.20	(324,21)	C 0
5	1.53	(313,19)	C 2	1.19	(324,21)	C 0
6	1.50	(313,19)	C 2	1.15	(324,21)	C 0
7	1.45	(313,19)	C 2	1.16	(324,21)	C 0
8	1.45	(313,19)	C 2	1.17	(253,13)	C 2
9	1.43	(313,19)	C 2	1.17	(253,13)	C 2
10	1.43	(313,19)	C 2	1.18	(324,22)	C 0
11	1.43	(313,19)	C 2	1.18	(324,22)	C 0
12	1.42	(313,19)	C 2	1.16	(324,22)	C 0
13	1.43	(313,19)	C 2	1.20	(324,22)	C 0
14	1.43	(313,19)	C 2	1.19	(324,22)	C 0
15	1.42	(313,19)	C 2	1.15	(324,22)	C 0
16	1.40	(313,19)	C 2	1.13	(324,22)	C 0
17	1.42	(313,19)	C 2	1.13	(324,22)	C 0
18	1.42	(313,19)	C 2	1.12	(324,22)	C 0
19	1.43	(313,19)	C 2	1.14	(324,22)	C 0
20	1.43	(313,19)	C 2	1.14	(324,22)	C 0
21	1.42	(313,19)	C 2	1.13	(324,22)	C 0
22	1.42	(313,19)	C 2	1.15	(324,22)	C 0
23	1.43	(313,19)	C 2	1.14	(324,22)	C 0
24	1.45	(313,19)	C 2	1.15	(324,22)	C 0

JOB: HSS FDR Air Quality No-Build/105' Jets RUN: FDR DRIVE BET E 67TH-75TH STS/105' JETS

MAXIMUM 8-HOUR RUNNING NONOVERLAPPING AVERAGE CONCENTRATIONS
IN PARTS PER MILLION (PPM),
INCLUDING AMBIENT BACKGROUND CONCENTRATIONS.

Receptor Number	Highest Conc	Highest Ending Day Hr	Highest Calm	Second highest Conc	Second highest Ending Day Hr	Second highest Calm
25	1.45	(313,19)	C 2	1.15	(324,22)	C 0
26	1.47	(313,19)	C 2	1.14	(324,22)	C 0
27	1.45	(313,19)	C 2	1.17	(84,14)	C 1
28	1.47	(313,19)	C 2	1.17	(84,14)	C 1
29	1.47	(313,19)	C 2	1.15	(324,22)	C 0
30	1.52	(313,19)	C 2	1.23	(84,14)	C 1
31	1.55	(313,19)	C 2	1.39	(84,14)	C 1
32	1.67	(313,19)	C 2	1.49	(84,14)	C 1
33	1.93	(313,19)	C 2	1.63	(253,14)	C 2
34	2.00*	(313,19)	C 2	1.64	(324,21)	C 0
35	1.93	(313,19)	C 2	1.65*	(324,21)	C 0
36	1.87	(313,19)	C 2	1.62	(324,21)	C 0
37	1.55	(313,19)	C 2	1.33	(2, 2)	C 2
38	1.33	(313,19)	C 2	1.17	(2, 2)	C 2
39	1.23	(313,19)	C 2	1.05	(324,21)	C 0
40	1.27	(313,19)	C 2	1.04	(324,21)	C 0
41	1.25	(313,19)	C 2	1.01	(324,21)	C 0
42	1.20	(313,19)	C 2	.98	(253,13)	C 2
43	1.22	(313,19)	C 2	.97	(324,21)	C 0
44	1.20	(313,19)	C 2	.99	(324,21)	C 0
45	1.22	(313,19)	C 2	.96	(324,21)	C 0
46	1.23	(313,19)	C 2	.95	(324,21)	C 0
47	1.22	(313,19)	C 2	.96	(324,21)	C 0
48	1.22	(313,19)	C 2	.95	(324,21)	C 0
49	1.22	(313,19)	C 2	.93	(324,21)	C 0
50	1.23	(313,19)	C 2	.95	(324,21)	C 0
51	1.20	(313,19)	C 2	.95	(324,21)	C 0
52	1.22	(313,19)	C 2	.94	(324,21)	C 0
53	1.20	(313,19)	C 2	.93	(253,14)	C 2
54	1.22	(313,19)	C 2	.97	(253,14)	C 2
55	1.22	(313,19)	C 2	.93	(324,21)	C 0
56	1.18	(313,19)	C 2	.91	(324,21)	C 0
57	1.45	(313,19)	C 2	1.18	(253,14)	C 2
58	1.37	(313,19)	C 2	1.22	(253,14)	C 2
59	1.27	(313,19)	C 2	1.20	(357,13)	C 1
60	1.23	(313,18)	C 2	1.17	(84,14)	C 1

FIVE HIGHEST 1-HOUR END-TO-END AVERAGE CONCENTRATIONS IN PARTS PER MILLION
INCLUDING AMBIENT BACKGROUND CONCENTRATIONS.

Rcptr No.	Highest Conc	Highest Ending Day Hr	Highest Calm	Second Highest Conc	Second Highest Ending Day Hr	Second Highest Calm	Third Highest Conc	Third Highest Ending Day Hr	Third Highest Calm	Fourth Highest Conc	Fourth Highest Ending Day Hr	Fourth Highest Calm	Fifth Highest Conc	Fifth Highest Ending Day Hr	Fifth Highest Calm
1	2.30	(339,17)	C 0	2.30	(72, 8)	C 0	2.10	(84, 7)	C 0	2.10	(309, 7)	C 0	1.90	(276,21)	C 0

JOB: HSS FDR Air Quality No-Build/105' Jets RUN: FDR DRIVE BET'E 67TH-75TH STS/105' JETS

FIVE HIGHEST 1-HOUR END-TO-END AVERAGE CONCENTRATIONS IN PARTS PER MILLION
INCLUDING AMBIENT BACKGROUND CONCENTRATIONS.

Rcptr	Highest			Second Highest			Third Highest			Fourth Highest			Fifth Highest		
No.	Conc	Ending Day Hr	Calm	Conc	Ending Day Hr	Calm	Conc	Ending Day Hr	Calm	Conc	Ending Day Hr	Calm	Conc	Ending Day Hr	Calm
2	2.40	(72, 8)	C 0	2.10	(84, 7)	C 0	2.10	(309, 7)	C 0	2.10	(339,17)	C 0	2.00	(284,20)	C 0
3	2.40	(72, 8)	C 0	2.10	(84, 7)	C 0	2.10	(284,20)	C 0	2.10	(309, 7)	C 0	2.10	(339,17)	C 0
4	2.40	(72, 8)	C 0	2.30	(30,18)	C 0	2.20	(339,17)	C 0	2.00	(284,20)	C 0	2.00	(84, 7)	C 0
5	2.40	(72, 8)	C 0	2.10	(30,18)	C 0	2.10	(84, 7)	C 0	2.10	(309, 7)	C 0	2.10	(339,17)	C 0
6	2.30	(72, 8)	C 0	2.20	(30,18)	C 0	2.10	(84, 7)	C 0	2.10	(309, 7)	C 0	2.10	(339,17)	C 0
7	2.30	(72, 8)	C 0	2.30	(30,18)	C 0	2.20	(339,17)	C 0	2.10	(84, 7)	C 0	2.10	(309, 7)	C 0
8	2.30	(72, 8)	C 0	2.20	(30,18)	C 0	2.20	(339,17)	C 0	2.10	(84, 7)	C 0	2.10	(309, 7)	C 0
9	2.30	(72, 8)	C 0	2.20	(30,18)	C 0	2.20	(339,17)	C 0	2.00	(84, 7)	C 0	2.00	(309, 7)	C 0
10	2.30	(72, 8)	C 0	2.20	(30,18)	C 0	2.20	(339,17)	C 0	2.00	(84, 7)	C 0	2.00	(309, 7)	C 0
11	2.30	(30,18)	C 0	2.20	(72, 8)	C 0	2.20	(339,17)	C 0	2.10	(84, 7)	C 0	2.10	(309, 7)	C 0
12	2.20	(72, 8)	C 0	2.20	(30,18)	C 0	2.20	(339,17)	C 0	2.10	(84, 7)	C 0	2.10	(309, 7)	C 0
13	2.20	(72, 8)	C 0	2.20	(339,17)	C 0	2.20	(30,18)	C 0	2.10	(84, 7)	C 0	2.10	(309, 7)	C 0
14	2.40	(72, 8)	C 0	2.20	(339,17)	C 0	2.20	(30,18)	C 0	2.10	(84, 7)	C 0	2.10	(309, 7)	C 0
15	2.30	(72, 8)	C 0	2.30	(339,17)	C 0	2.30	(30,18)	C 0	2.00	(84, 7)	C 0	2.00	(309, 7)	C 0
16	2.40	(72, 8)	C 0	2.40	(339,17)	C 0	2.30	(30,18)	C 0	2.00	(84, 7)	C 0	2.00	(288, 7)	C 0
17	2.40	(72, 8)	C 0	2.40	(339,17)	C 0	2.40	(30,18)	C 0	2.00	(84, 7)	C 0	2.00	(288, 7)	C 0
18	2.40	(72, 8)	C 0	2.40	(339,17)	C 0	2.30	(30,18)	C 0	2.00	(84, 7)	C 0	2.00	(288, 7)	C 0
19	2.40	(72, 8)	C 0	2.30	(30,18)	C 0	2.20	(339,17)	C 0	2.10	(84, 7)	C 0	2.10	(309, 7)	C 0
20	2.30	(72, 8)	C 0	2.20	(339,17)	C 0	2.20	(30,18)	C 0	2.10	(84, 7)	C 0	2.10	(309, 7)	C 0
21	2.30	(72, 8)	C 0	2.20	(339,17)	C 0	2.20	(30,18)	C 0	2.10	(84, 7)	C 0	2.10	(309, 7)	C 0
22	2.40	(72, 8)	C 0	2.30	(339,17)	C 0	2.10	(30,18)	C 0	2.00	(84, 7)	C 0	2.00	(288, 7)	C 0
23	2.40	(72, 8)	C 0	2.30	(339,17)	C 0	2.20	(30,18)	C 0	2.00	(84, 7)	C 0	2.00	(288, 7)	C 0
24	2.60	(72, 8)	C 0	2.40	(339,17)	C 0	2.20	(30,18)	C 0	2.10	(84, 7)	C 0	2.10	(309, 7)	C 0
25	2.40	(72, 8)	C 0	2.30	(339,17)	C 0	2.20	(30,18)	C 0	2.10	(84, 7)	C 0	2.10	(308,16)	C 0
26	2.60	(72, 8)	C 0	2.30	(84, 7)	C 0	2.30	(309, 7)	C 0	2.30	(339,17)	C 0	2.20	(30,18)	C 0
27	2.50	(72, 8)	C 0	2.50	(339,17)	C 0	2.30	(30,18)	C 0	2.30	(84, 7)	C 0	2.30	(309, 7)	C 0
28	2.60	(72, 8)	C 0	2.40	(84, 7)	C 0	2.40	(309, 7)	C 0	2.40	(339,17)	C 0	2.30	(30,18)	C 0
29	2.70	(72, 8)	C 0	2.50	(339,17)	C 0	2.40	(84, 7)	C 0	2.40	(309, 7)	C 0	2.30	(30,18)	C 0
30	2.80	(72, 8)	C 0	2.60	(339,17)	C 0	2.50	(84, 7)	C 0	2.50	(309, 7)	C 0	2.30	(181,22)	C 0
31	2.90	(72, 8)	C 0	2.80*	(84, 7)	C 0	2.80	(309, 7)	C 0	2.60	(339,17)	C 0	2.40	(181,22)	C 0
32	3.00	(72, 8)	C 0	2.70	(84, 7)	C 0	2.70	(309, 7)	C 0	2.70	(313,14)	C 0	2.60	(339,17)	C 0
33	2.80	(72, 8)	C 0	2.60	(30,18)	C 0	2.60	(84, 7)	C 0	2.60	(309, 7)	C 0	2.60	(276,21)	C 0
34	3.00	(30,18)	C 0	2.60	(276,21)	C 0	2.60	(284,20)	C 0	2.40	(48,19)	C 0	2.40	(72, 8)	C 0
35	3.10	(30,18)	C 0	2.60	(276,21)	C 0	2.50	(288, 7)	C 0	2.40	(201,18)	C 0	2.40	(284,20)	C 0
36	3.30*	(30,18)	C 0	2.70	(288, 7)	C 0	2.60	(284,20)	C 0	2.50	(201,18)	C 0	2.40	(67,22)	C 0
37	3.00	(30,18)	C 0	2.60	(288, 7)	C 0	2.30	(67,22)	C 0	2.30	(118,22)	C 0	2.10	(1,20)	C 0
38	2.60	(30,18)	C 0	2.40	(288, 7)	C 0	2.00	(67,22)	C 0	2.00	(118,22)	C 0	1.90	(72, 8)	C 0
39	2.50	(30,18)	C 0	2.20	(288, 7)	C 0	1.90	(67,22)	C 0	1.90	(118,22)	C 0	1.90	(308,23)	C 0
40	2.20	(30,18)	C 0	2.10	(288, 7)	C 0	1.90	(67,22)	C 0	1.90	(118,22)	C 0	1.80	(72, 8)	C 0
41	2.20	(30,18)	C 0	2.10	(288, 7)	C 0	1.80	(118,22)	C 0	1.80	(72, 8)	C 0	1.70	(67,22)	C 0
42	2.20	(30,18)	C 0	1.90	(72, 8)	C 0	1.90	(288, 7)	C 0	1.70	(67,22)	C 0	1.70	(84, 7)	C 0

JOB: HSS FDR Air Quality No-Build/105' Jets RUN: FDR DRIVE BET E 67TH-75TH STS/105' JETS

FIVE HIGHEST 1-HOUR END-TO-END AVERAGE CONCENTRATIONS IN PARTS PER MILLION
INCLUDING AMBIENT BACKGROUND CONCENTRATIONS.

Rcptr	Highest			Second Highest			Third Highest			Fourth Highest			Fifth Highest		
No.	Conc	Ending Day Hr	Calm	Conc	Ending Day Hr	Calm	Conc	Ending Day Hr	Calm	Conc	Ending Day Hr	Calm	Conc	Ending Day Hr	Calm
43	2.10	(30,18)	C 0	1.90	(288, 7)	C 0	1.80	(72, 8)	C 0	1.70	(67,22)	C 0	1.70	(339,17)	C 0
44	2.00	(30,18)	C 0	1.90	(288, 7)	C 0	1.80	(72, 8)	C 0	1.60	(67,22)	C 0	1.60	(118,22)	C 0
45	2.00	(30,18)	C 0	1.80	(72, 8)	C 0	1.70	(67,22)	C 0	1.70	(288, 7)	C 0	1.70	(339,17)	C 0
46	2.00	(30,18)	C 0	1.80	(288, 7)	C 0	1.80	(72, 8)	C 0	1.70	(67,22)	C 0	1.70	(118,22)	C 0
47	2.10	(30,18)	C 0	1.90	(72, 8)	C 0	1.80	(288, 7)	C 0	1.70	(118,22)	C 0	1.70	(84, 7)	C 0
48	2.00	(30,18)	C 0	1.80	(72, 8)	C 0	1.70	(84, 7)	C 0	1.70	(288, 7)	C 0	1.70	(309, 7)	C 0
49	2.00	(30,18)	C 0	1.80	(72, 8)	C 0	1.70	(288, 7)	C 0	1.60	(84, 7)	C 0	1.60	(201,18)	C 0
50	2.10	(30,18)	C 0	1.90	(72, 8)	C 0	1.80	(288, 7)	C 0	1.70	(84, 7)	C 0	1.70	(309, 7)	C 0
51	2.00	(30,18)	C 0	1.80	(72, 8)	C 0	1.80	(288, 7)	C 0	1.70	(339,17)	C 0	1.60	(118,22)	C 0
52	2.00	(30,18)	C 0	1.80	(72, 8)	C 0	1.80	(288, 7)	C 0	1.70	(84, 7)	C 0	1.70	(309, 7)	C 0
53	2.00	(30,18)	C 0	1.70	(72, 8)	C 0	1.70	(288, 7)	C 0	1.60	(84, 7)	C 0	1.60	(201,18)	C 0
54	2.00	(30,18)	C 0	1.70	(72, 8)	C 0	1.70	(84, 7)	C 0	1.70	(309, 7)	C 0	1.60	(201,18)	C 0
55	2.00	(30,18)	C 0	1.70	(288, 7)	C 0	1.60	(72, 8)	C 0	1.50	(67,22)	C 0	1.50	(118,22)	C 0
56	2.00	(30,18)	C 0	1.70	(288, 7)	C 0	1.50	(67,22)	C 0	1.50	(118,22)	C 0	1.50	(72, 8)	C 0
57	2.20	(72, 8)	C 0	2.20	(276,21)	C 0	2.10	(339,17)	C 0	2.00	(84, 7)	C 0	2.00	(309, 7)	C 0
58	2.20	(72, 8)	C 0	2.20	(276,21)	C 0	2.20	(339,17)	C 0	2.00	(84, 7)	C 0	2.00	(309, 7)	C 0
59	2.20	(72, 8)	C 0	2.20	(339,17)	C 0	2.10	(276,21)	C 0	2.00	(84, 7)	C 0	2.00	(309, 7)	C 0
60	2.20	(72, 8)	C 0	2.10	(84, 7)	C 0	2.10	(309, 7)	C 0	2.00	(313,14)	C 0	2.00	(339,17)	C 0

MAXIMUM 8-HOUR AVERAGED LINK CONTRIBUTIONS
IN PARTS PER MILLION (PPM)
INCLUDING AMBIENT BACKGROUND CONCENTRATIONS.

Rcptr No.	Total Conc	Ending Day Hr	Ambient Backgnd	Total Link		Link +1	Link +2	Link +3	Link +4	Link +5	Link +6	Link +7	Link +8	Link +9	Link +10
1	1.52	(313,19)	.00	1.52		.48	.28	.00	.00	.00	.00	.17	.27	.00	.02
				Links	10+	.00	.30	.00	.00	.00	.00	.00	.00	.00	.00
2	1.58	(313,19)	.00	1.58		.28	.53	.00	.00	.00	.00	.17	.27	.00	.02
				Links	10+	.00	.32	.00	.00	.00	.00	.00	.00	.00	.00
3	1.65	(313,19)	.00	1.65		.15	.77	.00	.00	.00	.00	.23	.22	.00	.02
				Links	10+	.00	.27	.00	.00	.00	.00	.00	.00	.00	.00
4	1.55	(313,19)	.00	1.55		.07	.83	.00	.00	.00	.00	.30	.15	.00	.02
				Links	10+	.00	.18	.00	.00	.00	.00	.00	.00	.00	.00
5	1.53	(313,19)	.00	1.53		.03	.88	.00	.00	.00	.00	.37	.10	.00	.02
				Links	10+	.00	.13	.00	.00	.00	.00	.00	.00	.00	.00
6	1.50	(313,19)	.00	1.50		.03	.88	.00	.00	.00	.00	.40	.07	.00	.02
				Links	10+	.00	.10	.00	.00	.00	.00	.00	.00	.00	.00
7	1.45	(313,19)	.00	1.45		.02	.88	.00	.00	.00	.00	.43	.05	.00	.02
				Links	10+	.00	.05	.00	.00	.00	.00	.00	.00	.00	.00

JOB: HSS FDR Air Quality No-Build/105' Jets

RUN: FDR DRIVE BET E 67TH-75TH STS/105' JETS

LINK CONTRIBUTION TABLES

MAXIMUM 8-HOUR AVERAGED LINK CONTRIBUTIONS
IN PARTS PER MILLION (PPM)
INCLUDING AMBIENT BACKGROUND CONCENTRATIONS.

Rcptr No.	Total Conc	Ending Day Hr	Ambient Backgnd	Total Link	Link +1	Link +2	Link +3	Link +4	Link +5	Link +6	Link +7	Link +8	Link +9	Link +10
8	1.45	(313,19)	.00	1.45	.00	.90	.00	.00	.00	.00	.45	.03	.00	.02
				Links 10+	.00	.05	.00	.00	.00	.00	.00	.00	.00	.00
9	1.43	(313,19)	.00	1.43	.00	.88	.00	.00	.00	.00	.47	.03	.00	.02
				Links 10+	.00	.03	.00	.00	.00	.00	.00	.00	.00	.00
10	1.43	(313,19)	.00	1.43	.00	.90	.00	.00	.00	.00	.48	.02	.00	.02
				Links 10+	.00	.02	.00	.00	.00	.00	.00	.00	.00	.00
11	1.43	(313,19)	.00	1.43	.00	.90	.00	.00	.00	.00	.48	.02	.00	.02
				Links 10+	.00	.02	.00	.00	.00	.00	.00	.00	.00	.00
12	1.42	(313,19)	.00	1.42	.00	.90	.00	.00	.00	.00	.50	.00	.00	.02
				Links 10+	.00	.00	.00	.00	.00	.00	.00	.00	.00	.00
13	1.43	(313,19)	.00	1.43	.00	.92	.00	.00	.00	.00	.50	.00	.00	.02
				Links 10+	.00	.00	.00	.00	.00	.00	.00	.00	.00	.00
14	1.43	(313,19)	.00	1.43	.00	.92	.00	.00	.00	.00	.50	.00	.00	.02
				Links 10+	.00	.00	.00	.00	.00	.00	.00	.00	.00	.00
15	1.42	(313,19)	.00	1.42	.00	.92	.00	.00	.00	.00	.48	.00	.00	.02
				Links 10+	.00	.00	.00	.00	.00	.00	.00	.00	.00	.00
16	1.40	(313,19)	.00	1.40	.00	.90	.00	.00	.00	.00	.48	.00	.00	.02
				Links 10+	.00	.00	.00	.00	.00	.00	.00	.00	.00	.00
17	1.42	(313,19)	.00	1.42	.00	.92	.00	.00	.00	.00	.48	.00	.00	.02
				Links 10+	.00	.00	.00	.00	.00	.00	.00	.00	.00	.00
18	1.42	(313,19)	.00	1.42	.00	.92	.00	.00	.00	.00	.48	.00	.00	.02
				Links 10+	.00	.00	.00	.00	.00	.00	.00	.00	.00	.00
19	1.43	(313,19)	.00	1.43	.00	.92	.00	.00	.00	.02	.48	.00	.00	.02
				Links 10+	.00	.00	.00	.00	.00	.00	.00	.00	.00	.00
20	1.43	(313,19)	.00	1.43	.00	.92	.00	.00	.00	.02	.48	.00	.00	.02
				Links 10+	.00	.00	.00	.00	.00	.00	.00	.00	.00	.00
21	1.42	(313,19)	.00	1.42	.00	.92	.00	.00	.00	.02	.48	.00	.00	.00
				Links 10+	.00	.00	.00	.00	.00	.00	.00	.00	.00	.00
22	1.42	(313,19)	.00	1.42	.00	.92	.00	.00	.00	.02	.48	.00	.00	.00
				Links 10+	.00	.00	.00	.00	.00	.00	.00	.00	.00	.00
23	1.43	(313,19)	.00	1.43	.00	.90	.02	.00	.00	.03	.48	.00	.00	.00
				Links 10+	.00	.00	.00	.00	.00	.00	.00	.00	.00	.00
24	1.45	(313,19)	.00	1.45	.00	.90	.03	.00	.00	.03	.47	.00	.00	.00
				Links 10+	.02	.00	.00	.00	.00	.00	.00	.00	.00	.00
25	1.45	(313,19)	.00	1.45	.00	.90	.03	.00	.00	.03	.47	.00	.00	.00
				Links 10+	.02	.00	.00	.00	.00	.00	.00	.00	.00	.00
26	1.47	(313,19)	.00	1.47	.00	.90	.03	.00	.00	.05	.45	.00	.00	.00
				Links 10+	.03	.00	.00	.00	.00	.00	.00	.00	.00	.00

JOB: HSS FDR Air Quality No-Build/105' Jets

RUN: FDR DRIVE BET E 67TH-75TH STS/105' JETS

LINK CONTRIBUTION TABLES

MAXIMUM 8-HOUR AVERAGED LINK CONTRIBUTIONS
IN PARTS PER MILLION (PPM)
INCLUDING AMBIENT BACKGROUND CONCENTRATIONS.

Rcptr No.	Total Conc	Ending Day Hr	Ambient Backgnd	Total Link	Link +1	Link +2	Link +3	Link +4	Link +5	Link +6	Link +7	Link +8	Link +9	Link +10
27	1.45	(313,19)	.00	1.45	.00	.90	.03	.00	.00	.05	.43	.00	.00	.00
				Links 10+	.03	.00	.00	.00	.00	.00	.00	.00	.00	.00
28	1.47	(313,19)	.00	1.47	.00	.87	.05	.00	.00	.07	.43	.00	.00	.00
				Links 10+	.05	.00	.00	.00	.00	.00	.00	.00	.00	.00
29	1.47	(313,19)	.00	1.47	.00	.85	.05	.00	.00	.07	.42	.00	.02	.00
				Links 10+	.07	.00	.00	.00	.00	.00	.00	.00	.00	.00
30	1.52	(313,19)	.00	1.52	.00	.82	.10	.00	.00	.10	.37	.00	.02	.00
				Links 10+	.12	.00	.00	.00	.00	.00	.00	.00	.00	.00
31	1.55	(313,19)	.00	1.55	.00	.73	.15	.00	.00	.12	.33	.00	.02	.00
				Links 10+	.20	.00	.00	.00	.00	.00	.00	.00	.00	.00
32	1.67	(313,19)	.00	1.67	.00	.55	.28	.00	.00	.13	.33	.00	.02	.00
				Links 10+	.35	.00	.00	.00	.00	.00	.00	.00	.00	.00
33	1.93	(313,19)	.00	1.93	.00	.30	.50	.00	.00	.15	.32	.00	.02	.00
				Links 10+	.65	.00	.00	.00	.00	.00	.00	.00	.00	.00
34	2.00	(313,19)	.00	2.00	.00	.17	.62	.00	.00	.20	.22	.00	.02	.00
				Links 10+	.78	.00	.00	.00	.00	.00	.00	.00	.00	.00
35	1.93	(313,19)	.00	1.93	.00	.08	.65	.00	.00	.27	.17	.00	.02	.00
				Links 10+	.75	.00	.00	.00	.00	.00	.00	.00	.00	.00
36	1.87	(313,19)	.00	1.87	.00	.07	.68	.00	.00	.30	.13	.00	.02	.00
				Links 10+	.67	.00	.00	.00	.00	.00	.00	.00	.00	.00
37	1.55	(313,19)	.00	1.55	.00	.03	.70	.00	.00	.33	.08	.00	.02	.00
				Links 10+	.38	.00	.00	.00	.00	.00	.00	.00	.00	.00
38	1.33	(313,19)	.00	1.33	.00	.02	.70	.00	.00	.35	.07	.00	.02	.00
				Links 10+	.18	.00	.00	.00	.00	.00	.00	.00	.00	.00
39	1.23	(313,19)	.00	1.23	.00	.02	.70	.00	.00	.35	.03	.00	.05	.00
				Links 10+	.08	.00	.00	.00	.00	.00	.00	.00	.00	.00
40	1.27	(313,19)	.00	1.27	.00	.02	.72	.00	.00	.38	.03	.00	.05	.00
				Links 10+	.07	.00	.00	.00	.00	.00	.00	.00	.00	.00
41	1.25	(313,19)	.00	1.25	.00	.00	.72	.00	.02	.38	.03	.00	.07	.00
				Links 10+	.03	.00	.00	.00	.00	.00	.00	.00	.00	.00
42	1.20	(313,19)	.00	1.20	.00	.00	.72	.00	.02	.37	.02	.00	.07	.00
				Links 10+	.02	.00	.00	.00	.00	.00	.00	.00	.00	.00
43	1.22	(313,19)	.00	1.22	.00	.00	.70	.00	.02	.38	.02	.00	.08	.00
				Links 10+	.02	.00	.00	.00	.00	.00	.00	.00	.00	.00
44	1.20	(313,19)	.00	1.20	.00	.00	.70	.00	.02	.38	.02	.00	.08	.00
				Links 10+	.00	.00	.00	.00	.00	.00	.00	.00	.00	.00
45	1.22	(313,19)	.00	1.22	.00	.00	.73	.00	.02	.38	.00	.00	.08	.00
				Links 10+	.00	.00	.00	.00	.00	.00	.00	.00	.00	.00

JOB: HSS FDR Air Quality No-Build/105' Jets

RUN: FDR DRIVE BET E 67TH-75TH STS/105' JETS

LINK CONTRIBUTION TABLES

MAXIMUM 8-HOUR AVERAGED LINK CONTRIBUTIONS
IN PARTS PER MILLION (PPM)
INCLUDING AMBIENT BACKGROUND CONCENTRATIONS.

Rcptr No.	Total Conc	Ending Day Hr	Ambient Backgnd	Total Link	Link +1	Link +2	Link +3	Link +4	Link +5	Link +6	Link +7	Link +8	Link +9	Link +10
46	1.23	(313,19)	.00	1.23	.00	.00	.72	.02	.03	.38	.00	.00	.08	.00
			Links	10+	.00	.00	.00	.00	.00	.00	.00	.00	.00	.00
47	1.22	(313,19)	.00	1.22	.00	.00	.72	.02	.03	.37	.00	.00	.08	.00
			Links	10+	.00	.00	.00	.00	.00	.00	.00	.00	.00	.00
48	1.22	(313,19)	.00	1.22	.00	.00	.70	.03	.03	.37	.00	.00	.08	.00
			Links	10+	.00	.00	.00	.00	.00	.00	.00	.00	.00	.00
49	1.22	(313,19)	.00	1.22	.00	.00	.70	.03	.05	.37	.00	.00	.07	.00
			Links	10+	.00	.00	.00	.00	.00	.00	.00	.00	.00	.00
50	1.23	(313,19)	.00	1.23	.00	.00	.72	.03	.05	.37	.00	.00	.07	.00
			Links	10+	.00	.00	.00	.00	.00	.00	.00	.00	.00	.00
51	1.20	(313,19)	.00	1.20	.00	.00	.70	.03	.05	.35	.00	.00	.07	.00
			Links	10+	.00	.00	.00	.00	.00	.00	.00	.00	.00	.00
52	1.22	(313,19)	.00	1.22	.00	.00	.68	.05	.07	.35	.00	.00	.07	.00
			Links	10+	.00	.00	.00	.00	.00	.00	.00	.00	.00	.00
53	1.20	(313,19)	.00	1.20	.00	.00	.68	.05	.08	.32	.00	.00	.07	.00
			Links	10+	.00	.00	.00	.00	.00	.00	.00	.00	.00	.00
54	1.22	(313,19)	.00	1.22	.00	.00	.65	.08	.12	.30	.00	.00	.07	.00
			Links	10+	.00	.00	.00	.00	.00	.00	.00	.00	.00	.00
55	1.22	(313,19)	.00	1.22	.00	.00	.60	.13	.13	.28	.00	.00	.07	.00
			Links	10+	.00	.00	.00	.00	.00	.00	.00	.00	.00	.00
56	1.18	(313,19)	.00	1.18	.00	.00	.50	.20	.15	.27	.00	.00	.07	.00
			Links	10+	.00	.00	.00	.00	.00	.00	.00	.00	.00	.00
57	1.45	(313,19)	.00	1.45	.57	.17	.00	.00	.00	.00	.15	.30	.00	.02
			Links	10+	.00	.25	.00	.00	.00	.00	.00	.00	.00	.00
58	1.37	(313,19)	.00	1.37	.63	.10	.00	.00	.00	.00	.12	.32	.00	.02
			Links	10+	.00	.18	.00	.00	.00	.00	.00	.00	.00	.00
59	1.27	(313,19)	.00	1.27	.65	.08	.00	.00	.00	.00	.10	.33	.00	.00
			Links	10+	.00	.10	.00	.00	.00	.00	.00	.00	.00	.00
60	1.23	(313,18)	.00	1.23	.60	.08	.00	.00	.00	.00	.10	.30	.00	.00
			Links	10+	.00	.15	.00	.00	.00	.00	.00	.00	.00	.00

JOB: HSS FDR Air Quality No-Build/105' Jets

RUN: FDR DRIVE BET E 67TH-75TH STS/105' JETS

LINK CONTRIBUTION TABLES

SECOND HIGHEST 8-HOUR AVERAGED LINK CONTRIBUTIONS
IN PARTS PER MILLION (PPM)
INCLUDING AMBIENT BACKGROUND CONCENTRATIONS.

Rcptr No.	Total Conc	Ending Day Hr	Ambient Backgnd	Total Link	Link +1	Link +2	Link +3	Link +4	Link +5	Link +6	Link +7	Link +8	Link +9	Link +10
1	1.19	(324,20)	.00	1.19	.46	.09	.00	.00	.00	.00	.04	.29	.00	.00
				Links 10+	.00	.31	.00	.00	.00	.00	.00	.00	.00	.00
2	1.20	(324,21)	.00	1.20	.26	.38	.00	.00	.00	.00	.13	.23	.00	.00
				Links 10+	.00	.21	.00	.00	.00	.00	.00	.00	.00	.00
3	1.24	(324,21)	.00	1.24	.17	.53	.00	.00	.00	.00	.16	.18	.00	.00
				Links 10+	.00	.20	.00	.00	.00	.00	.00	.00	.00	.00
4	1.20	(324,21)	.00	1.20	.11	.61	.00	.00	.00	.00	.20	.14	.00	.00
				Links 10+	.00	.14	.00	.00	.00	.00	.00	.00	.00	.00
5	1.19	(324,21)	.00	1.19	.08	.64	.00	.00	.00	.00	.26	.10	.00	.00
				Links 10+	.00	.11	.00	.00	.00	.00	.00	.00	.00	.00
6	1.15	(324,21)	.00	1.15	.06	.66	.00	.00	.00	.00	.26	.08	.00	.00
				Links 10+	.00	.09	.00	.00	.00	.00	.00	.00	.00	.00
7	1.16	(324,21)	.00	1.16	.05	.67	.00	.00	.00	.00	.29	.08	.00	.00
				Links 10+	.00	.08	.00	.00	.00	.00	.00	.00	.00	.00
8	1.17	(253,13)	.00	1.17	.03	.68	.00	.00	.00	.00	.35	.05	.00	.00
				Links 10+	.00	.05	.00	.00	.00	.00	.00	.00	.00	.00
9	1.17	(253,13)	.00	1.17	.02	.68	.00	.00	.00	.00	.37	.05	.00	.00
				Links 10+	.00	.05	.00	.00	.00	.00	.00	.00	.00	.00
10	1.18	(324,22)	.00	1.18	.04	.74	.00	.00	.00	.00	.32	.04	.00	.00
				Links 10+	.00	.04	.00	.00	.00	.00	.00	.00	.00	.00
11	1.18	(324,22)	.00	1.17	.03	.74	.00	.00	.00	.00	.34	.04	.00	.00
				Links 10+	.00	.04	.00	.00	.00	.00	.00	.00	.00	.00
12	1.16	(324,22)	.00	1.16	.01	.74	.00	.00	.00	.00	.34	.04	.00	.00
				Links 10+	.00	.04	.00	.00	.00	.00	.00	.00	.00	.00
13	1.20	(324,22)	.00	1.20	.01	.75	.00	.00	.00	.00	.36	.04	.00	.00
				Links 10+	.00	.04	.00	.00	.00	.00	.00	.00	.00	.00
14	1.19	(324,22)	.00	1.19	.01	.75	.00	.00	.00	.00	.36	.04	.00	.00
				Links 10+	.00	.03	.00	.00	.00	.00	.00	.00	.00	.00
15	1.15	(324,22)	.00	1.15	.00	.75	.00	.00	.00	.00	.36	.03	.00	.00
				Links 10+	.00	.01	.00	.00	.00	.00	.00	.00	.00	.00
16	1.13	(324,22)	.00	1.13	.00	.75	.00	.00	.00	.00	.36	.01	.00	.00
				Links 10+	.00	.00	.00	.00	.00	.00	.00	.00	.00	.00
17	1.13	(324,22)	.00	1.13	.00	.75	.00	.00	.00	.00	.36	.01	.00	.00
				Links 10+	.00	.00	.00	.00	.00	.00	.00	.00	.00	.00
18	1.12	(324,22)	.00	1.13	.00	.76	.00	.00	.00	.00	.36	.00	.00	.00
				Links 10+	.00	.00	.00	.00	.00	.00	.00	.00	.00	.00
19	1.14	(324,22)	.00	1.14	.00	.76	.00	.00	.00	.00	.38	.00	.00	.00
				Links 10+	.00	.00	.00	.00	.00	.00	.00	.00	.00	.00

JOB: HSS FDR Air Quality No-Build/105' Jets

RUN: FDR DRIVE BET E 67TH-75TH STS/105' JETS

LINK CONTRIBUTION TABLES

SECOND HIGHEST 8-HOUR AVERAGED LINK CONTRIBUTIONS
IN PARTS PER MILLION (PPM)
INCLUDING AMBIENT BACKGROUND CONCENTRATIONS.

Rcptr No.	Total Conc	Ending Day Hr	Ambient Backgnd	Total Link	Link +1	Link +2	Link +3	Link +4	Link +5	Link +6	Link +7	Link +8	Link +9	Link +10
20	1.14	(324,22)	.00	1.14	.00	.76	.00	.00	.00	.00	.38	.00	.00	.00
				Links 10+	.00	.00	.00	.00	.00	.00	.00	.00	.00	.00
21	1.13	(324,22)	.00	1.13	.00	.75	.00	.00	.00	.00	.38	.00	.00	.00
				Links 10+	.00	.00	.00	.00	.00	.00	.00	.00	.00	.00
22	1.15	(324,22)	.00	1.15	.00	.77	.00	.00	.00	.00	.38	.00	.00	.00
				Links 10+	.00	.00	.00	.00	.00	.00	.00	.00	.00	.00
23	1.14	(324,22)	.00	1.14	.00	.76	.00	.00	.00	.00	.38	.00	.00	.00
				Links 10+	.00	.00	.00	.00	.00	.00	.00	.00	.00	.00
24	1.15	(324,22)	.00	1.15	.00	.77	.00	.00	.00	.00	.38	.00	.00	.00
				Links 10+	.00	.00	.00	.00	.00	.00	.00	.00	.00	.00
25	1.15	(324,22)	.00	1.15	.00	.77	.00	.00	.00	.00	.38	.00	.00	.00
				Links 10+	.00	.00	.00	.00	.00	.00	.00	.00	.00	.00
26	1.14	(324,22)	.00	1.14	.00	.76	.00	.00	.00	.00	.38	.00	.00	.00
				Links 10+	.00	.00	.00	.00	.00	.00	.00	.00	.00	.00
27	1.17	(84,14)	.00	1.17	.00	.57	.11	.00	.01	.13	.23	.00	.01	.00
				Links 10+	.10	.00	.00	.00	.00	.00	.00	.00	.00	.00
28	1.17	(84,14)	.00	1.17	.00	.54	.13	.00	.01	.14	.20	.00	.01	.00
				Links 10+	.13	.00	.00	.00	.00	.00	.00	.00	.00	.00
29	1.15	(324,22)	.00	1.15	.00	.77	.00	.00	.00	.00	.38	.00	.00	.00
				Links 10+	.00	.00	.00	.00	.00	.00	.00	.00	.00	.00
30	1.23	(84,14)	.00	1.23	.00	.39	.24	.00	.01	.20	.11	.00	.01	.00
				Links 10+	.26	.00	.00	.00	.00	.00	.00	.00	.00	.00
31	1.39	(84,14)	.00	1.39	.00	.26	.36	.00	.01	.23	.09	.00	.01	.00
				Links 10+	.43	.00	.00	.00	.00	.00	.00	.00	.00	.00
32	1.49	(84,14)	.00	1.49	.00	.06	.49	.00	.01	.27	.04	.00	.01	.00
				Links 10+	.60	.00	.00	.00	.00	.00	.00	.00	.00	.00
33	1.63	(253,14)	.00	1.63	.00	.15	.45	.00	.00	.22	.12	.00	.00	.00
				Links 10+	.70	.00	.00	.00	.00	.00	.00	.00	.00	.00
34	1.64	(324,21)	.00	1.64	.00	.21	.44	.00	.00	.14	.21	.00	.01	.00
				Links 10+	.63	.00	.00	.00	.00	.00	.00	.00	.00	.00
35	1.65	(324,21)	.00	1.65	.00	.14	.48	.00	.00	.18	.17	.00	.01	.00
				Links 10+	.68	.00	.00	.00	.00	.00	.00	.00	.00	.00
36	1.62	(324,21)	.00	1.63	.00	.11	.50	.00	.00	.20	.14	.00	.01	.00
				Links 10+	.66	.00	.00	.00	.00	.00	.00	.00	.00	.00
37	1.33	(2, 2)	.00	1.33	.00	.23	.40	.00	.00	.08	.20	.00	.00	.00
				Links 10+	.42	.00	.00	.00	.00	.00	.00	.00	.00	.00
38	1.17	(2, 2)	.00	1.17	.00	.18	.42	.00	.00	.08	.18	.00	.00	.00
				Links 10+	.30	.00	.00	.00	.00	.00	.00	.00	.00	.00

JOB: HSS FDR Air Quality No-Build/105' Jets

RUN: FDR DRIVE BET E 67TH-75TH STS/105' JETS

LINK CONTRIBUTION TABLES

SECOND HIGHEST 8-HOUR AVERAGED LINK CONTRIBUTIONS
IN PARTS PER MILLION (PPM)
INCLUDING AMBIENT BACKGROUND CONCENTRATIONS.

Rcptr No.	Total Conc	Ending Day Hr	Ambient Backgnd	Total Link		Link +1	Link +2	Link +3	Link +4	Link +5	Link +6	Link +7	Link +8	Link +9	Link +10
39	1.05	(324,21)	.00	1.05		.00	.06	.54	.00	.00	.25	.08	.00	.01	.00
					Links 10+	.11	.00	.00	.00	.00	.00	.00	.00	.00	.00
40	1.04	(324,21)	.00	1.04		.00	.05	.56	.00	.00	.26	.08	.00	.01	.00
					Links 10+	.08	.00	.00	.00	.00	.00	.00	.00	.00	.00
41	1.01	(324,21)	.00	1.01		.00	.05	.56	.00	.00	.26	.06	.00	.01	.00
					Links 10+	.06	.00	.00	.00	.00	.00	.00	.00	.00	.00
42	.98	(253,13)	.00	.98		.00	.03	.57	.00	.00	.28	.05	.00	.00	.00
					Links 10+	.05	.00	.00	.00	.00	.00	.00	.00	.00	.00
43	.97	(324,21)	.00	.98		.00	.04	.56	.00	.00	.28	.05	.00	.01	.00
					Links 10+	.04	.00	.00	.00	.00	.00	.00	.00	.00	.00
44	.99	(324,21)	.00	.99		.00	.04	.56	.00	.00	.29	.04	.00	.03	.00
					Links 10+	.04	.00	.00	.00	.00	.00	.00	.00	.00	.00
45	.96	(324,21)	.00	.96		.00	.03	.56	.00	.00	.29	.04	.00	.03	.00
					Links 10+	.03	.00	.00	.00	.00	.00	.00	.00	.00	.00
46	.95	(324,21)	.00	.95		.00	.03	.56	.00	.00	.29	.04	.00	.03	.00
					Links 10+	.01	.00	.00	.00	.00	.00	.00	.00	.00	.00
47	.96	(324,21)	.00	.96		.00	.03	.56	.00	.00	.30	.04	.00	.03	.00
					Links 10+	.01	.00	.00	.00	.00	.00	.00	.00	.00	.00
48	.95	(324,21)	.00	.95		.00	.03	.56	.00	.00	.30	.04	.00	.03	.00
					Links 10+	.00	.00	.00	.00	.00	.00	.00	.00	.00	.00
49	.93	(324,21)	.00	.92		.00	.01	.56	.00	.00	.30	.03	.00	.03	.00
					Links 10+	.00	.00	.00	.00	.00	.00	.00	.00	.00	.00
50	.95	(324,21)	.00	.95		.00	.01	.59	.00	.00	.30	.03	.00	.03	.00
					Links 10+	.00	.00	.00	.00	.00	.00	.00	.00	.00	.00
51	.95	(324,21)	.00	.95		.00	.01	.59	.00	.00	.30	.03	.00	.03	.00
					Links 10+	.00	.00	.00	.00	.00	.00	.00	.00	.00	.00
52	.94	(324,21)	.00	.94		.00	.01	.58	.00	.00	.30	.03	.00	.03	.00
					Links 10+	.00	.00	.00	.00	.00	.00	.00	.00	.00	.00
53	.93	(253,14)	.00	.93		.00	.00	.53	.02	.08	.28	.02	.00	.00	.00
					Links 10+	.00	.00	.00	.00	.00	.00	.00	.00	.00	.00
54	.97	(253,14)	.00	.97		.00	.00	.52	.08	.08	.27	.02	.00	.00	.00
					Links 10+	.00	.00	.00	.00	.00	.00	.00	.00	.00	.00
55	.93	(324,21)	.00	.93		.00	.00	.59	.00	.00	.30	.01	.00	.03	.00
					Links 10+	.00	.00	.00	.00	.00	.00	.00	.00	.00	.00
56	.91	(324,21)	.00	.91		.00	.00	.51	.05	.04	.28	.01	.00	.03	.00
					Links 10+	.00	.00	.00	.00	.00	.00	.00	.00	.00	.00
57	1.18	(253,14)	.00	1.18		.43	.15	.00	.00	.00	.00	.15	.20	.00	.00
					Links 10+	.00	.25	.00	.00	.00	.00	.00	.00	.00	.00

JOB: HSS FDR Air Quality No-Build/105' Jets

RUN: FDR DRIVE BET E 67TH-75TH STS/105' JETS

LINK CONTRIBUTION TABLES

SECOND HIGHEST 8-HOUR AVERAGED LINK CONTRIBUTIONS
IN PARTS PER MILLION (PPM)
INCLUDING AMBIENT BACKGROUND CONCENTRATIONS.

Rcptr No.	Total Conc	Ending Day Hr	Ambient Backgnd	Total Link	Link +1	Link +2	Link +3	Link +4	Link +5	Link +6	Link +7	Link +8	Link +9	Link +10
58	1.22	(253,14)	.00	1.22	.50	.08	.00	.00	.00	.00	.08	.27	.00	.00
			Links	10+	.00	.28	.00	.00	.00	.00	.00	.00	.00	.00
59	1.20	(357,13)	.00	1.20	.43	.00	.00	.00	.00	.00	.04	.30	.00	.00
			Links	10+	.00	.43	.00	.00	.00	.00	.00	.00	.00	.00
60	1.17	(84,14)	.00	1.17	.43	.16	.00	.00	.00	.00	.17	.20	.00	.01
			Links	10+	.00	.20	.00	.00	.00	.00	.00	.00	.00	.00

MAXIMUM 1-HOUR AVERAGED LINK CONTRIBUTIONS
IN PARTS PER MILLION (PPM)
INCLUDING AMBIENT BACKGROUND CONCENTRATIONS.

Rcptr No.	Total Conc	Ending Day Hr	Ambient Backgnd	Total Link	Link +1	Link +2	Link +3	Link +4	Link +5	Link +6	Link +7	Link +8	Link +9	Link +10
1	2.30	(339,17)	.00	2.30	.00	1.50	.10	.00	.00	.10	.60	.00	.00	.00
			Links	10+	.00	.00	.00	.00	.00	.00	.00	.00	.00	.00
2	2.40	(72, 8)	.00	2.40	.00	1.50	.10	.00	.00	.10	.70	.00	.00	.00
			Links	10+	.00	.00	.00	.00	.00	.00	.00	.00	.00	.00
3	2.40	(72, 8)	.00	2.40	.00	1.50	.10	.00	.00	.10	.70	.00	.00	.00
			Links	10+	.00	.00	.00	.00	.00	.00	.00	.00	.00	.00
4	2.40	(72, 8)	.00	2.40	.00	1.50	.10	.00	.00	.10	.70	.00	.00	.00
			Links	10+	.00	.00	.00	.00	.00	.00	.00	.00	.00	.00
5	2.40	(72, 8)	.00	2.40	.00	1.50	.10	.00	.00	.10	.70	.00	.00	.00
			Links	10+	.00	.00	.00	.00	.00	.00	.00	.00	.00	.00
6	2.30	(72, 8)	.00	2.30	.00	1.50	.10	.00	.00	.10	.60	.00	.00	.00
			Links	10+	.00	.00	.00	.00	.00	.00	.00	.00	.00	.00
7	2.30	(72, 8)	.00	2.30	.00	1.50	.10	.00	.00	.10	.60	.00	.00	.00
			Links	10+	.00	.00	.00	.00	.00	.00	.00	.00	.00	.00
8	2.30	(72, 8)	.00	2.30	.00	1.50	.10	.00	.00	.10	.60	.00	.00	.00
			Links	10+	.00	.00	.00	.00	.00	.00	.00	.00	.00	.00
9	2.30	(72, 8)	.00	2.30	.00	1.50	.10	.00	.00	.10	.60	.00	.00	.00
			Links	10+	.00	.00	.00	.00	.00	.00	.00	.00	.00	.00
10	2.30	(72, 8)	.00	2.30	.00	1.50	.10	.00	.00	.10	.60	.00	.00	.00
			Links	10+	.00	.00	.00	.00	.00	.00	.00	.00	.00	.00
11	2.30	(30,18)	.00	2.30	.10	1.40	.00	.00	.00	.00	.50	.20	.00	.00
			Links	10+	.00	.10	.00	.00	.00	.00	.00	.00	.00	.00
12	2.20	(72, 8)	.00	2.20	.00	1.40	.10	.00	.00	.10	.60	.00	.00	.00
			Links	10+	.00	.00	.00	.00	.00	.00	.00	.00	.00	.00

JOB: HSS FDR Air Quality No-Build/105' Jets

RUN: FDR DRIVE BET E 67TH-75TH STS/105' JETS

LINK CONTRIBUTION TABLES

MAXIMUM 1-HOUR AVERAGED LINK CONTRIBUTIONS
IN PARTS PER MILLION (PPM)
INCLUDING AMBIENT BACKGROUND CONCENTRATIONS.

Rcptr No.	Total Conc	Ending Day Hr	Ambient Backgnd	Total Link	Link +1	Link +2	Link +3	Link +4	Link +5	Link +6	Link +7	Link +8	Link +9	Link +10
13	2.20	(72, 8)	.00	2.20	.00	1.40	.10	.00	.00	.10	.60	.00	.00	.00
				Links 10+	.00	.00	.00	.00	.00	.00	.00	.00	.00	.00
14	2.40	(72, 8)	.00	2.40	.00	1.40	.10	.00	.10	.10	.60	.00	.00	.00
				Links 10+	.10	.00	.00	.00	.00	.00	.00	.00	.00	.00
15	2.30	(72, 8)	.00	2.30	.00	1.40	.10	.00	.10	.10	.50	.00	.00	.00
				Links 10+	.10	.00	.00	.00	.00	.00	.00	.00	.00	.00
16	2.40	(72, 8)	.00	2.40	.00	1.40	.10	.00	.10	.20	.50	.00	.00	.00
				Links 10+	.10	.00	.00	.00	.00	.00	.00	.00	.00	.00
17	2.40	(72, 8)	.00	2.40	.00	1.40	.10	.00	.10	.20	.50	.00	.00	.00
				Links 10+	.10	.00	.00	.00	.00	.00	.00	.00	.00	.00
18	2.40	(72, 8)	.00	2.40	.00	1.40	.10	.00	.10	.20	.50	.00	.00	.00
				Links 10+	.10	.00	.00	.00	.00	.00	.00	.00	.00	.00
19	2.40	(72, 8)	.00	2.40	.00	1.30	.20	.00	.10	.20	.50	.00	.00	.00
				Links 10+	.10	.00	.00	.00	.00	.00	.00	.00	.00	.00
20	2.30	(72, 8)	.00	2.30	.00	1.30	.20	.00	.10	.20	.40	.00	.00	.00
				Links 10+	.10	.00	.00	.00	.00	.00	.00	.00	.00	.00
21	2.30	(72, 8)	.00	2.30	.00	1.30	.20	.00	.10	.20	.40	.00	.00	.00
				Links 10+	.10	.00	.00	.00	.00	.00	.00	.00	.00	.00
22	2.40	(72, 8)	.00	2.40	.00	1.30	.20	.00	.10	.30	.40	.00	.00	.00
				Links 10+	.10	.00	.00	.00	.00	.00	.00	.00	.00	.00
23	2.40	(72, 8)	.00	2.40	.00	1.20	.20	.10	.10	.30	.30	.00	.10	.00
				Links 10+	.10	.00	.00	.00	.00	.00	.00	.00	.00	.00
24	2.60	(72, 8)	.00	2.60	.00	1.20	.30	.10	.10	.30	.30	.00	.10	.00
				Links 10+	.20	.00	.00	.00	.00	.00	.00	.00	.00	.00
25	2.40	(72, 8)	.00	2.40	.00	1.10	.30	.10	.10	.30	.20	.00	.10	.00
				Links 10+	.20	.00	.00	.00	.00	.00	.00	.00	.00	.00
26	2.60	(72, 8)	.00	2.60	.00	1.00	.40	.10	.10	.40	.20	.00	.10	.00
				Links 10+	.30	.00	.00	.00	.00	.00	.00	.00	.00	.00
27	2.50	(72, 8)	.00	2.50	.00	1.00	.40	.10	.10	.40	.10	.00	.10	.00
				Links 10+	.30	.00	.00	.00	.00	.00	.00	.00	.00	.00
28	2.60	(72, 8)	.00	2.60	.00	.80	.50	.10	.10	.50	.10	.00	.10	.00
				Links 10+	.40	.00	.00	.00	.00	.00	.00	.00	.00	.00
29	2.70	(72, 8)	.00	2.70	.00	.70	.60	.10	.10	.50	.00	.00	.10	.00
				Links 10+	.60	.00	.00	.00	.00	.00	.00	.00	.00	.00
30	2.80	(72, 8)	.00	2.80	.00	.40	.80	.10	.10	.50	.00	.00	.10	.00
				Links 10+	.80	.00	.00	.00	.00	.00	.00	.00	.00	.00
31	2.90	(72, 8)	.00	2.90	.00	.10	1.00	.10	.10	.50	.00	.00	.10	.00
				Links 10+	1.00	.00	.00	.00	.00	.00	.00	.00	.00	.00

JOB: HSS FDR Air Quality No-Build/105' Jets

RUN: FDR DRIVE BET E 67TH-75TH STS/105' JETS

LINK CONTRIBUTION TABLES

MAXIMUM 1-HOUR AVERAGED LINK CONTRIBUTIONS
IN PARTS PER MILLION (PPM)
INCLUDING AMBIENT BACKGROUND CONCENTRATIONS.

Rcptr No.	Total Conc	Ending Day Hr	Ambient Backgnd	Total Link	Link +1	Link +2	Link +3	Link +4	Link +5	Link +6	Link +7	Link +8	Link +9	Link +10
32	3.00	(72, 8)	.00	3.00	.00	.00	1.20	.10	.10	.50	.00	.00	.10	.00
				Links 10+	1.00	.00	.00	.00	.00	.00	.00	.00	.00	.00
33	2.80	(72, 8)	.00	2.80	.00	.00	1.20	.10	.10	.50	.00	.00	.10	.00
				Links 10+	.80	.00	.00	.00	.00	.00	.00	.00	.00	.00
34	3.00	(30,18)	.00	3.00	.00	.80	.60	.00	.00	.00	.70	.00	.00	.10
				Links 10+	.80	.00	.00	.00	.00	.00	.00	.00	.00	.00
35	3.10	(30,18)	.00	3.10	.00	.60	.70	.00	.00	.10	.60	.00	.00	.10
				Links 10+	1.00	.00	.00	.00	.00	.00	.00	.00	.00	.00
36	3.30	(30,18)	.00	3.30	.00	.50	.80	.00	.00	.10	.60	.00	.00	.10
				Links 10+	1.20	.00	.00	.00	.00	.00	.00	.00	.00	.00
37	3.00	(30,18)	.00	3.00	.00	.40	.90	.00	.00	.20	.50	.00	.00	.00
				Links 10+	1.00	.00	.00	.00	.00	.00	.00	.00	.00	.00
38	2.60	(30,18)	.00	2.60	.00	.30	1.00	.00	.00	.20	.40	.00	.00	.00
				Links 10+	.70	.00	.00	.00	.00	.00	.00	.00	.00	.00
39	2.50	(30,18)	.00	2.50	.00	.30	1.00	.00	.00	.30	.40	.00	.00	.00
				Links 10+	.50	.00	.00	.00	.00	.00	.00	.00	.00	.00
40	2.20	(30,18)	.00	2.20	.00	.20	1.10	.00	.00	.30	.30	.00	.00	.00
				Links 10+	.30	.00	.00	.00	.00	.00	.00	.00	.00	.00
41	2.20	(30,18)	.00	2.20	.00	.20	1.10	.00	.00	.30	.30	.00	.00	.00
				Links 10+	.30	.00	.00	.00	.00	.00	.00	.00	.00	.00
42	2.20	(30,18)	.00	2.20	.00	.20	1.10	.00	.00	.40	.30	.00	.00	.00
				Links 10+	.20	.00	.00	.00	.00	.00	.00	.00	.00	.00
43	2.10	(30,18)	.00	2.10	.00	.20	1.10	.00	.00	.40	.20	.00	.00	.00
				Links 10+	.20	.00	.00	.00	.00	.00	.00	.00	.00	.00
44	2.00	(30,18)	.00	2.00	.00	.10	1.10	.00	.00	.40	.20	.00	.10	.00
				Links 10+	.10	.00	.00	.00	.00	.00	.00	.00	.00	.00
45	2.00	(30,18)	.00	2.00	.00	.10	1.10	.00	.00	.40	.20	.00	.10	.00
				Links 10+	.10	.00	.00	.00	.00	.00	.00	.00	.00	.00
46	2.00	(30,18)	.00	2.00	.00	.10	1.10	.00	.00	.40	.20	.00	.10	.00
				Links 10+	.10	.00	.00	.00	.00	.00	.00	.00	.00	.00
47	2.10	(30,18)	.00	2.10	.00	.10	1.10	.00	.00	.50	.20	.00	.10	.00
				Links 10+	.10	.00	.00	.00	.00	.00	.00	.00	.00	.00
48	2.00	(30,18)	.00	2.00	.00	.10	1.10	.00	.00	.50	.10	.00	.10	.00
				Links 10+	.10	.00	.00	.00	.00	.00	.00	.00	.00	.00
49	2.00	(30,18)	.00	2.00	.00	.10	1.10	.00	.00	.50	.10	.00	.10	.00
				Links 10+	.10	.00	.00	.00	.00	.00	.00	.00	.00	.00
50	2.10	(30,18)	.00	2.10	.00	.10	1.20	.00	.00	.50	.10	.00	.10	.00
				Links 10+	.10	.00	.00	.00	.00	.00	.00	.00	.00	.00

JOB: HSS FDR Air Quality No-Build/105' Jets

RUN: FDR DRIVE BET E 67TH-75TH STS/105' JETS

LINK CONTRIBUTION TABLES

MAXIMUM 1-HOUR AVERAGED LINK CONTRIBUTIONS
IN PARTS PER MILLION (PPM)
INCLUDING AMBIENT BACKGROUND CONCENTRATIONS.

Rcptr No.	Total Conc	Ending Day Hr	Ambient Backgnd	Total Link	Link +1	Link +2	Link +3	Link +4	Link +5	Link +6	Link +7	Link +8	Link +9	Link +10
51	2.00	(30,18)	.00	2.00	.00	.10	1.20	.00	.00	.50	.10	.00	.10	.00
				Links 10+	.00	.00	.00	.00	.00	.00	.00	.00	.00	.00
52	2.00	(30,18)	.00	2.00	.00	.10	1.20	.00	.00	.50	.10	.00	.10	.00
				Links 10+	.00	.00	.00	.00	.00	.00	.00	.00	.00	.00
53	2.00	(30,18)	.00	2.00	.00	.10	1.20	.00	.00	.50	.10	.00	.10	.00
				Links 10+	.00	.00	.00	.00	.00	.00	.00	.00	.00	.00
54	2.00	(30,18)	.00	2.00	.00	.10	1.20	.00	.00	.50	.10	.00	.10	.00
				Links 10+	.00	.00	.00	.00	.00	.00	.00	.00	.00	.00
55	2.00	(30,18)	.00	2.00	.00	.10	1.20	.00	.00	.50	.10	.00	.10	.00
				Links 10+	.00	.00	.00	.00	.00	.00	.00	.00	.00	.00
56	2.00	(30,18)	.00	2.00	.00	.10	1.20	.00	.00	.50	.10	.00	.10	.00
				Links 10+	.00	.00	.00	.00	.00	.00	.00	.00	.00	.00
57	2.20	(72, 8)	.00	2.20	.20	1.20	.00	.00	.00	.10	.70	.00	.00	.00
				Links 10+	.00	.00	.00	.00	.00	.00	.00	.00	.00	.00
58	2.20	(72, 8)	.00	2.20	.40	1.00	.00	.00	.00	.10	.70	.00	.00	.00
				Links 10+	.00	.00	.00	.00	.00	.00	.00	.00	.00	.00
59	2.20	(72, 8)	.00	2.20	.60	.80	.00	.00	.00	.10	.70	.00	.00	.00
				Links 10+	.00	.00	.00	.00	.00	.00	.00	.00	.00	.00
60	2.20	(72, 8)	.00	2.20	.70	.60	.00	.00	.00	.10	.60	.10	.00	.00
				Links 10+	.00	.10	.00	.00	.00	.00	.00	.00	.00	.00

SECOND HIGHEST 1-HOUR AVERAGED LINK CONTRIBUTIONS
IN PARTS PER MILLION (PPM)
INCLUDING AMBIENT BACKGROUND CONCENTRATIONS.

Rcptr No.	Total Conc	Ending Day Hr	Ambient Backgnd	Total Link	Link +1	Link +2	Link +3	Link +4	Link +5	Link +6	Link +7	Link +8	Link +9	Link +10
1	2.30	(72, 8)	.00	2.30	.00	1.50	.00	.00	.00	.10	.70	.00	.00	.00
				Links 10+	.00	.00	.00	.00	.00	.00	.00	.00	.00	.00
2	2.10	(84, 7)	.00	2.10	.00	1.30	.00	.00	.00	.00	.70	.00	.00	.10
				Links 10+	.00	.00	.00	.00	.00	.00	.00	.00	.00	.00
3	2.10	(84, 7)	.00	2.10	.00	1.30	.00	.00	.00	.00	.70	.00	.00	.10
				Links 10+	.00	.00	.00	.00	.00	.00	.00	.00	.00	.00
4	2.30	(30,18)	.00	2.30	.50	.90	.00	.00	.00	.00	.10	.40	.00	.00
				Links 10+	.00	.40	.00	.00	.00	.00	.00	.00	.00	.00
5	2.10	(30,18)	.00	2.10	.30	1.00	.00	.00	.00	.00	.10	.40	.00	.00
				Links 10+	.00	.30	.00	.00	.00	.00	.00	.00	.00	.00

JOB: HSS FDR Air Quality No-Build/105' Jets

RUN: FDR DRIVE BET E 67TH-75TH STS/105' JETS

LINK CONTRIBUTION TABLES

SECOND HIGHEST 1-HOUR AVERAGED LINK CONTRIBUTIONS
IN PARTS PER MILLION (PPM)
INCLUDING AMBIENT BACKGROUND CONCENTRATIONS.

Rcptr No.	Total Conc	Ending Day Hr	Ambient Backgnd	Total Link	Link +1	Link +2	Link +3	Link +4	Link +5	Link +6	Link +7	Link +8	Link +9	Link +10
6	2.20	(30,18)	.00	2.20	.30	1.10	.00	.00	.00	.00	.20	.30	.00	.00
				Links 10+	.00	.30	.00	.00	.00	.00	.00	.00	.00	.00
7	2.30	(30,18)	.00	2.30	.20	1.20	.00	.00	.00	.00	.30	.30	.00	.00
				Links 10+	.00	.30	.00	.00	.00	.00	.00	.00	.00	.00
8	2.20	(30,18)	.00	2.20	.20	1.30	.00	.00	.00	.00	.30	.20	.00	.00
				Links 10+	.00	.20	.00	.00	.00	.00	.00	.00	.00	.00
9	2.20	(30,18)	.00	2.20	.10	1.30	.00	.00	.00	.00	.40	.20	.00	.00
				Links 10+	.00	.20	.00	.00	.00	.00	.00	.00	.00	.00
10	2.20	(30,18)	.00	2.20	.10	1.30	.00	.00	.00	.00	.40	.20	.00	.00
				Links 10+	.00	.20	.00	.00	.00	.00	.00	.00	.00	.00
11	2.20	(72, 8)	.00	2.20	.00	1.40	.10	.00	.00	.10	.60	.00	.00	.00
				Links 10+	.00	.00	.00	.00	.00	.00	.00	.00	.00	.00
12	2.20	(30,18)	.00	2.20	.10	1.40	.00	.00	.00	.00	.50	.10	.00	.00
				Links 10+	.00	.10	.00	.00	.00	.00	.00	.00	.00	.00
13	2.20	(339,17)	.00	2.20	.00	1.40	.10	.00	.10	.10	.40	.00	.00	.00
				Links 10+	.10	.00	.00	.00	.00	.00	.00	.00	.00	.00
14	2.20	(339,17)	.00	2.20	.00	1.30	.10	.10	.10	.10	.40	.00	.00	.00
				Links 10+	.10	.00	.00	.00	.00	.00	.00	.00	.00	.00
15	2.30	(339,17)	.00	2.30	.00	1.30	.10	.10	.10	.20	.40	.00	.00	.00
				Links 10+	.10	.00	.00	.00	.00	.00	.00	.00	.00	.00
16	2.40	(339,17)	.00	2.40	.00	1.30	.20	.10	.10	.20	.40	.00	.00	.00
				Links 10+	.10	.00	.00	.00	.00	.00	.00	.00	.00	.00
17	2.40	(339,17)	.00	2.40	.00	1.30	.20	.10	.10	.20	.40	.00	.00	.00
				Links 10+	.10	.00	.00	.00	.00	.00	.00	.00	.00	.00
18	2.40	(339,17)	.00	2.40	.00	1.30	.20	.10	.10	.20	.40	.00	.00	.00
				Links 10+	.10	.00	.00	.00	.00	.00	.00	.00	.00	.00
19	2.30	(30,18)	.00	2.30	.00	1.50	.00	.00	.00	.00	.60	.10	.00	.00
				Links 10+	.00	.10	.00	.00	.00	.00	.00	.00	.00	.00
20	2.20	(339,17)	.00	2.20	.00	1.20	.20	.10	.10	.20	.30	.00	.00	.00
				Links 10+	.10	.00	.00	.00	.00	.00	.00	.00	.00	.00
21	2.20	(339,17)	.00	2.20	.00	1.20	.20	.10	.10	.20	.30	.00	.00	.00
				Links 10+	.10	.00	.00	.00	.00	.00	.00	.00	.00	.00
22	2.30	(339,17)	.00	2.30	.00	1.20	.30	.10	.10	.20	.30	.00	.00	.00
				Links 10+	.10	.00	.00	.00	.00	.00	.00	.00	.00	.00
23	2.30	(339,17)	.00	2.30	.00	1.10	.30	.10	.10	.30	.20	.00	.00	.00
				Links 10+	.20	.00	.00	.00	.00	.00	.00	.00	.00	.00
24	2.40	(339,17)	.00	2.40	.00	1.10	.30	.10	.10	.30	.20	.00	.10	.00
				Links 10+	.20	.00	.00	.00	.00	.00	.00	.00	.00	.00

JOB: HSS FDR Air Quality No-Build/105' Jets

RUN: FDR DRIVE BET E 67TH-75TH STS/105' JETS

LINK CONTRIBUTION TABLES

SECOND HIGHEST 1-HOUR AVERAGED LINK CONTRIBUTIONS
IN PARTS PER MILLION (PPM)
INCLUDING AMBIENT BACKGROUND CONCENTRATIONS.

Rcptr No.	Total Conc	Ending Day Hr	Ambient Backgnd	Total Link	Link +1	Link +2	Link +3	Link +4	Link +5	Link +6	Link +7	Link +8	Link +9	Link +10
25	2.30	(339,17)	.00	2.30	.00	1.00	.40	.10	.10	.30	.10	.00	.10	.00
				Links 10+	.20	.00	.00	.00	.00	.00	.00	.00	.00	.00
26	2.30	(84, 7)	.00	2.30	.00	1.00	.30	.00	.10	.40	.20	.00	.10	.00
				Links 10+	.20	.00	.00	.00	.00	.00	.00	.00	.00	.00
27	2.50	(339,17)	.00	2.50	.00	.90	.50	.10	.10	.40	.10	.00	.10	.00
				Links 10+	.30	.00	.00	.00	.00	.00	.00	.00	.00	.00
28	2.40	(84, 7)	.00	2.40	.00	.80	.40	.00	.10	.50	.10	.00	.10	.00
				Links 10+	.40	.00	.00	.00	.00	.00	.00	.00	.00	.00
29	2.50	(339,17)	.00	2.50	.00	.60	.70	.10	.10	.40	.00	.00	.10	.00
				Links 10+	.50	.00	.00	.00	.00	.00	.00	.00	.00	.00
30	2.60	(339,17)	.00	2.60	.00	.40	.80	.10	.10	.40	.00	.00	.10	.00
				Links 10+	.70	.00	.00	.00	.00	.00	.00	.00	.00	.00
31	2.80	(84, 7)	.00	2.80	.00	.20	.90	.00	.10	.50	.00	.00	.10	.00
				Links 10+	1.00	.00	.00	.00	.00	.00	.00	.00	.00	.00
32	2.70	(84, 7)	.00	2.70	.00	.00	1.00	.00	.10	.50	.00	.00	.10	.00
				Links 10+	1.00	.00	.00	.00	.00	.00	.00	.00	.00	.00
33	2.60	(30,18)	.00	2.60	.00	1.10	.30	.00	.00	.00	.70	.00	.00	.10
				Links 10+	.40	.00	.00	.00	.00	.00	.00	.00	.00	.00
34	2.60	(276,21)	.00	2.60	.00	.00	.80	.00	.00	.50	.00	.00	.10	.00
				Links 10+	1.20	.00	.00	.00	.00	.00	.00	.00	.00	.00
35	2.60	(276,21)	.00	2.60	.00	.00	.80	.00	.00	.50	.00	.00	.10	.00
				Links 10+	1.20	.00	.00	.00	.00	.00	.00	.00	.00	.00
36	2.70	(288, 7)	.00	2.70	.00	.50	.60	.00	.00	.10	.60	.00	.00	.00
				Links 10+	.90	.00	.00	.00	.00	.00	.00	.00	.00	.00
37	2.60	(288, 7)	.00	2.60	.00	.50	.70	.00	.00	.10	.50	.00	.00	.00
				Links 10+	.80	.00	.00	.00	.00	.00	.00	.00	.00	.00
38	2.40	(288, 7)	.00	2.40	.00	.40	.70	.00	.00	.20	.50	.00	.00	.00
				Links 10+	.60	.00	.00	.00	.00	.00	.00	.00	.00	.00
39	2.20	(288, 7)	.00	2.20	.00	.30	.80	.00	.00	.20	.40	.00	.00	.00
				Links 10+	.50	.00	.00	.00	.00	.00	.00	.00	.00	.00
40	2.10	(288, 7)	.00	2.10	.00	.30	.80	.00	.00	.20	.40	.00	.00	.00
				Links 10+	.40	.00	.00	.00	.00	.00	.00	.00	.00	.00
41	2.10	(288, 7)	.00	2.10	.00	.30	.80	.00	.00	.30	.40	.00	.00	.00
				Links 10+	.30	.00	.00	.00	.00	.00	.00	.00	.00	.00
42	1.90	(72, 8)	.00	1.90	.00	.00	1.10	.20	.20	.40	.00	.00	.00	.00
				Links 10+	.00	.00	.00	.00	.00	.00	.00	.00	.00	.00
43	1.90	(288, 7)	.00	1.90	.00	.20	.90	.00	.00	.30	.30	.00	.00	.00
				Links 10+	.20	.00	.00	.00	.00	.00	.00	.00	.00	.00

JOB: HSS FDR Air Quality No-Build/105' Jets

RUN: FDR DRIVE BET E 67TH-75TH STS/105' JETS

LINK CONTRIBUTION TABLES

SECOND HIGHEST 1-HOUR AVERAGED LINK CONTRIBUTIONS
IN PARTS PER MILLION (PPM)
INCLUDING AMBIENT BACKGROUND CONCENTRATIONS.

Rcptr No.	Total Conc	Ending Day Hr	Ambient Backgnd	Total Link	Link +1	Link +2	Link +3	Link +4	Link +5	Link +6	Link +7	Link +8	Link +9	Link +10
44	1.90	(288, 7)	.00	1.90	.00	.20	.90	.00	.00	.30	.30	.00	.00	.00
				Links 10+	.20	.00	.00	.00	.00	.00	.00	.00	.00	.00
45	1.80	(72, 8)	.00	1.80	.00	.00	1.00	.20	.30	.30	.00	.00	.00	.00
				Links 10+	.00	.00	.00	.00	.00	.00	.00	.00	.00	.00
46	1.80	(288, 7)	.00	1.80	.00	.20	.90	.00	.00	.40	.20	.00	.00	.00
				Links 10+	.10	.00	.00	.00	.00	.00	.00	.00	.00	.00
47	1.90	(72, 8)	.00	1.90	.00	.00	1.00	.30	.30	.30	.00	.00	.00	.00
				Links 10+	.00	.00	.00	.00	.00	.00	.00	.00	.00	.00
48	1.80	(72, 8)	.00	1.80	.00	.00	.90	.30	.40	.20	.00	.00	.00	.00
				Links 10+	.00	.00	.00	.00	.00	.00	.00	.00	.00	.00
49	1.80	(72, 8)	.00	1.80	.00	.00	.90	.30	.40	.20	.00	.00	.00	.00
				Links 10+	.00	.00	.00	.00	.00	.00	.00	.00	.00	.00
50	1.90	(72, 8)	.00	1.90	.00	.00	.90	.40	.40	.20	.00	.00	.00	.00
				Links 10+	.00	.00	.00	.00	.00	.00	.00	.00	.00	.00
51	1.80	(72, 8)	.00	1.80	.00	.00	.80	.40	.50	.10	.00	.00	.00	.00
				Links 10+	.00	.00	.00	.00	.00	.00	.00	.00	.00	.00
52	1.80	(72, 8)	.00	1.80	.00	.00	.70	.50	.50	.10	.00	.00	.00	.00
				Links 10+	.00	.00	.00	.00	.00	.00	.00	.00	.00	.00
53	1.70	(72, 8)	.00	1.70	.00	.00	.60	.60	.50	.00	.00	.00	.00	.00
				Links 10+	.00	.00	.00	.00	.00	.00	.00	.00	.00	.00
54	1.70	(72, 8)	.00	1.70	.00	.00	.40	.80	.50	.00	.00	.00	.00	.00
				Links 10+	.00	.00	.00	.00	.00	.00	.00	.00	.00	.00
55	1.70	(288, 7)	.00	1.70	.00	.10	1.00	.00	.00	.50	.10	.00	.00	.00
				Links 10+	.00	.00	.00	.00	.00	.00	.00	.00	.00	.00
56	1.70	(288, 7)	.00	1.70	.00	.10	1.00	.00	.00	.50	.10	.00	.00	.00
				Links 10+	.00	.00	.00	.00	.00	.00	.00	.00	.00	.00
57	2.20	(276,21)	.00	2.20	.90	.00	.00	.00	.00	.00	.10	.50	.00	.00
				Links 10+	.00	.70	.00	.00	.00	.00	.00	.00	.00	.00
58	2.20	(276,21)	.00	2.20	.90	.00	.00	.00	.00	.00	.00	.50	.00	.00
				Links 10+	.00	.80	.00	.00	.00	.00	.00	.00	.00	.00
59	2.20	(339,17)	.00	2.20	.50	.90	.10	.00	.00	.10	.60	.00	.00	.00
				Links 10+	.00	.00	.00	.00	.00	.00	.00	.00	.00	.00
60	2.10	(84, 7)	.00	2.10	.70	.50	.00	.00	.00	.00	.60	.10	.00	.10
				Links 10+	.00	.10	.00	.00	.00	.00	.00	.00	.00	.00

JOB: HSS FDR Air Quality No-Build/105' Jets

RUN: FDR DRIVE BET E 67TH-75TH STS/105' JETS

CALM DURATION FREQUENCY

Hours of Consecutive Calm Winds	Frequency of Occurrence	(Julian day/hour ending) of Significant Occurrences
1	150	(1,24)(2, 2)(2, 6)(9,22)(23, 3)(23, 7)(24,15)(30, 1)(36, 1)(36, 3) (41, 2)(41, 6)(42,12)(48,23)(53, 1)(53, 5)(54, 2)(55,21)(58, 4)(61, 5) (62, 1)(69,11)(75, 1)(83, 9)(83,11)(83,14)(83,21)(84, 4)(84,11)(84,15) (85, 4)(92, 6)(94,10)(98,10)(106, 4)(106,23)(107,15)(107,19)(111, 5)(118,12) (119,24)(120, 4)(121, 2)(124, 1)(126,23)(127, 5)(127,14)(128, 5)(129, 1)(129, 3) (129,10)(131,22)(132, 2)(139,20)(140, 1)(143,24)(144, 5)(146, 4)(154, 4)(156, 1) (156, 7)(156, 9)(168, 6)(170, 1)(178, 6)(178, 9)(181, 1)(181,23)(183, 7)(183,12) (184, 8)(185,19)(186, 1)(186,12)(186,15)(195, 9)(199, 4)(203, 9)(205,17)(206, 2) (211, 2)(211, 4)(211, 6)(211, 9)(215, 7)(217,15)(218,20)(219, 3)(219, 5)(223,22) (235, 1)(235, 8)(237, 2)(237,14)(239, 8)(240, 5)(246, 3)(246, 9)(246,15)(246,24) (247, 5)(248, 5)(248, 8)(248,15)(250,24)(251, 2)(251,11)(253, 9)(253,13)(253,18) (253,20)(262, 6)(263,22)(267, 5)(274, 2)(275, 3)(275, 5)(276,22)(276,24)(277, 2) (277, 5)(278, 6)(280, 4)(286, 2)(286, 6)(287, 5)(288, 5)(288, 8)(289,23)(294,13) (297,14)(298,24)(299, 2)(300, 4)(300, 6)(300,22)(301,20)(308,12)(309, 1)(309, 8) (309,12)(313,12)(313,15)(314, 7)(319, 6)(339,13)(339,16)(344, 3)(346, 9)(357, 6) (
2	38	(3,15)(19,24)(30, 4)(30, 7)(30,12)(39,13)(39,16)(46,24)(67, 7)(87, 4) (92, 1)(103, 2)(105, 5)(127, 3)(129, 8)(132,24)(142,22)(144, 3)(152, 4)(168, 1) (184, 4)(184,12)(191, 4)(201, 8)(201,24)(203, 7)(217,21)(219, 8)(239, 1)(245, 4) (275, 9)(299, 5)(300, 2)(301, 1)(301,24)(314, 5)(346,13)(359, 6)
3	9	(15,13)(68, 6)(84, 2)(86, 3)(122, 5)(128, 9)(153,24)(176, 3)(343, 5)
4	2	(171,21)(228,21)
5	3	(107, 9)(137, 7)(247,12)
7	1	(160, 6)
17	1	(145, 1)

Program terminated normally

JOB: HSS FDR Air Quality No-Build/105' Jets

RUN: FDR DRIVE BET E 67TH-75TH STS/105' JETS

General Information

Run start date: 1/ 1/ 1 Julian: 1
end date: 12/31/ 1 Julian: 365

A Tier 2 approach was used for input data preparation.

The MODE flag has been set to C for calculating CO averages.

Ambient background concentrations are included in the averages below.

Site & Meteorological Constants

VS = .0 CM/S VD = .0 CM/S Z0 = 175. CM ATIM = 60.

Met. Sfc. Sta. Id & Yr = 72503 2001
Upper Air Sta. Id & Yr = 94703 2001

CAUTION: The input years for the Run and Meteorological data differ. The respective values are: 1 and 2001.

Urban mixing heights were processed.

In 2001, Julian day 1 is a Monday.

The patterns from the input file have been assigned as follows:

Pattern # 1 is assigned to Monday.
Pattern # 1 is assigned to Tuesday.
Pattern # 1 is assigned to Wednesday.
Pattern # 1 is assigned to Thursday.
Pattern # 1 is assigned to Friday.
Pattern # 1 is assigned to Saturday.
Pattern # 1 is assigned to Sunday.

Link Data Constants - (Variable data in *.LNK file)

LINK DESCRIPTION	LINK COORDINATES (FT) X1	Y1	X2	Y2	LENGTH (FT)	BRG (DEG)	TYPE	H (FT)	W (FT)	NLANES
1. FDR N/B 67th-68th St	-132.0	-225.0	15.0	-10.0	260.	34.	AG	.0	36.0	
2. FDR N/B 68th-71st St	15.0	-10.0	438.0	608.0	749.	34.	AG	.0	36.0	
3. FDR N/B 71st-73rd St	438.0	608.0	773.0	1098.0	594.	34.	AG	.0	36.0	
4. FDR N/B 73rd-75th St	773.0	1098.0	1056.0	1625.0	598.	28.	AG	.0	36.0	
5. FDR S/B 75th-73rd St	743.0	1118.0	1026.0	1645.0	598.	28.	AG	.0	36.0	
6. FDR S/B 73rd-71st St	408.0	628.0	743.0	1118.0	594.	34.	AG	.0	36.0	

DATE : 7/17/ 8
TIME : 14:30: 8

JOB: HSS FDR Air Quality No-Build/105' Jets

RUN: FDR DRIVE BET E 67TH-75TH STS/105' JETS

Link Data Constants - (Variable data in *.LNK file)

LINK DESCRIPTION	LINK COORDINATES (FT) X1	Y1	X2	Y2	LENGTH (FT)	BRG (DEG)	TYPE	H (FT)	W (FT)	NLANES
7. FDR S/B 71st-68th St	-15.0	10.0	408.0	628.0	749.	34.	AG	.0	36.0	
8. FDR S/B 68th-67th St	-162.0	-205.0	-15.0	10.0	260.	34.	AG	.0	36.0	
9. FDR Service Rd 73-71	385.0	644.0	720.0	1134.0	594.	34.	AG	.0	32.0	
10. FDR Service Rd 68-71	-38.0	26.0	385.0	644.0	749.	34.	AG	.0	32.0	
11. FDR N/B 105' Jets 71	438.0	608.0	497.0	695.0	105.	34.	AG	.0	32.0	
12. FDR S/B 105' Jets 68	-15.0	10.0	-74.0	-77.0	105.	214.	AG	.0	32.0	

Receptor Data

RECEPTOR	COORDINATES (FT) X	Y	Z
1. RECEPTOR 1	34.0	-23.0	6.0
2. RECEPTOR 2	48.0	-4.0	6.0
3. RECEPTOR 3	62.0	17.0	6.0
4. RECEPTOR 4	75.0	37.0	6.0
5. RECEPTOR 5	89.0	57.0	6.0
6. RECEPTOR 6	103.0	77.0	6.0
7. RECEPTOR 7	117.0	97.0	6.0
8. RECEPTOR 8	130.0	117.0	6.0
9. RECEPTOR 9	144.0	137.0	6.0
10. RECEPTOR 10	158.0	158.0	6.0
11. RECEPTOR 11	172.0	178.0	6.0
12. RECEPTOR 12	186.0	198.0	6.0
13. RECEPTOR 13	199.0	218.0	6.0
14. RECEPTOR 14	213.0	238.0	6.0
15. RECEPTOR 15	227.0	258.0	6.0
16. RECEPTOR 16	241.0	278.0	6.0
17. RECEPTOR 17	255.0	299.0	6.0
18. RECEPTOR 18	268.0	319.0	6.0
19. RECEPTOR 19	282.0	339.0	6.0
20. RECEPTOR 20	296.0	359.0	6.0
21. RECEPTOR 21	310.0	379.0	6.0
22. RECEPTOR 22	323.0	399.0	6.0
23. RECEPTOR 23	337.0	419.0	6.0
24. RECEPTOR 24	351.0	440.0	6.0
25. RECEPTOR 25	365.0	460.0	6.0
26. RECEPTOR 26	379.0	480.0	6.0
27. RECEPTOR 27	392.0	500.0	6.0
28. RECEPTOR 28	406.0	520.0	6.0

JOB: HSS FDR Air Quality No-Build/105' Jets

RUN: FDR DRIVE BET E 67TH-75TH STS/105' JETS

Receptor Data

RECEPTOR	COORDINATES (FT) X	Y	Z
29. RECEPTOR 29	420.0	540.0	6.0
30. RECEPTOR 30	434.0	561.0	6.0
31. RECEPTOR 31	447.0	581.0	6.0
32. RECEPTOR 32	461.0	601.0	6.0
33. RECEPTOR 33	475.0	621.0	6.0
34. RECEPTOR 34	489.0	641.0	6.0
35. RECEPTOR 35	503.0	661.0	6.0
36. RECEPTOR 36	516.0	681.0	6.0
37. RECEPTOR 37	530.0	702.0	6.0
38. RECEPTOR 38	544.0	722.0	6.0
39. RECEPTOR 39	558.0	742.0	6.0
40. RECEPTOR 40	571.0	762.0	6.0
41. RECEPTOR 41	585.0	782.0	6.0
42. RECEPTOR 42	599.0	802.0	6.0
43. RECEPTOR 43	613.0	822.0	6.0
44. RECEPTOR 44	627.0	843.0	6.0
45. RECEPTOR 45	640.0	863.0	6.0
46. RECEPTOR 46	654.0	883.0	6.0
47. RECEPTOR 47	668.0	903.0	6.0
48. RECEPTOR 48	682.0	923.0	6.0
49. RECEPTOR 49	696.0	943.0	6.0
50. RECEPTOR 50	709.0	964.0	6.0
51. RECEPTOR 51	723.0	984.0	6.0
52. RECEPTOR 52	737.0	1004.0	6.0
53. RECEPTOR 53	751.0	1024.0	6.0
54. RECEPTOR 54	764.0	1044.0	6.0
55. RECEPTOR 55	778.0	1064.0	6.0
56. RECEPTOR 56	792.0	1084.0	6.0
57. RECEPTOR 57	20.0	-44.0	6.0
58. RECEPTOR 58	6.0	-64.0	6.0
59. RECEPTOR 59	-7.0	-84.0	6.0
60. RECEPTOR 60	-21.0	-104.0	6.0

DATE : 7/17/ 8
TIME : 14:30: 8

JOB: HSS FDR Air Quality No-Build/105' Jets

RUN: FDR DRIVE BET E 67TH-75TH STS/105' JETS

Model Results

Remarks : In search of the wind direction corresponding to the maximum concentration, only the first direction, of the directions with the same maximum concentrations, is indicated as the maximum.

* MAXIMUM HOURLY CONCENTRATIONS WITH ANY AMBIENT BACKGROUND CONCENTRATIONS (BKG) ADDED
(PPM)

	REC1	REC2	REC3	REC4	REC5	REC6	REC7	REC8	REC9	REC10
MAX+BKG	2.3	2.2	2.2	2.2	2.2	2.2	2.2	2.2	2.2	2.1
- BKG	.0	.0	.0	.0	.0	.0	.0	.0	.0	.0
MAX	2.3	2.2	2.2	2.2	2.2	2.2	2.2	2.2	2.2	2.1
WIND DIR	24	24	24	24	24	24	24	24	24	24
JULIAN	44	44	44	44	44	44	44	44	44	44
HOUR	19	19	19	19	19	19	19	19	19	19

	REC11	REC12	REC13	REC14	REC15	REC16	REC17	REC18	REC19	REC20
MAX+BKG	2.1	2.0	2.2	2.2	2.2	2.3	2.2	2.2	2.3	2.2
- BKG	.0	.0	.0	.0	.0	.0	.0	.0	.0	.0
MAX	2.1	2.0	2.2	2.2	2.2	2.3	2.2	2.2	2.3	2.2
WIND DIR	24	24	30	24	30	30	24	24	24	24
JULIAN	44	44	347	44	347	347	44	44	44	44
HOUR	19	19	8	19	8	8	19	19	19	19

	REC21	REC22	REC23	REC24	REC25	REC26	REC27	REC28	REC29	REC30
MAX+BKG	2.2	2.3	2.3	2.4	2.3	2.4	2.4	2.5	2.4	2.7
- BKG	.0	.0	.0	.0	.0	.0	.0	.0	.0	.0
MAX	2.2	2.3	2.3	2.4	2.3	2.4	2.4	2.5	2.4	2.7
WIND DIR	24	24	24	24	24	24	24	24	24	24
JULIAN	44	44	44	44	44	44	44	44	44	44
HOUR	19	19	19	19	19	19	19	19	19	19

	REC31	REC32	REC33	REC34	REC35	REC36	REC37	REC38	REC39	REC40
MAX+BKG	2.8	2.7	2.6	2.6	2.7	2.8	2.7	2.4	2.2	2.2
- BKG	.0	.0	.0	.0	.0	.0	.0	.0	.0	.0
MAX	2.8	2.7	2.6	2.6	2.7	2.8	2.7	2.4	2.2	2.2
WIND DIR	24	24	311	262	239	226	226	226	226	226
JULIAN	44	44	105	23	261	319	319	319	319	319
HOUR	19	19	10	17	20	9	9	9	9	9

JOB: HSS FDR Air Quality No-Build/105' Jets

RUN: FDR DRIVE BET E 67TH-75TH STS/105' JETS

* MAXIMUM HOURLY CONCENTRATIONS WITH ANY AMBIENT BACKGROUND CONCENTRATIONS (BKG) ADDED
(PPM)

	REC41	REC42	REC43	REC44	REC45	REC46	REC47	REC48	REC49	REC50
MAX+BKG	2.1	1.9	1.9	1.8	1.8	1.9	2.0	1.9	1.9	1.9
- BKG	.0	.0	.0	.0	.0	.0	.0	.0	.0	.0
MAX	2.1	1.9	1.9	1.8	1.8	1.9	2.0	1.9	1.9	1.9
WIND DIR	226	226	226	226	226	226	226	226	226	226
JULIAN	319	319	319	319	319	319	319	319	319	319
HOUR	9	9	9	9	9	9	9	9	9	9

	REC51	REC52	REC53	REC54	REC55	REC56	REC57	REC58	REC59	REC60
MAX+BKG	1.8	1.8	1.7	1.8	1.8	1.8	2.1	2.1	2.0	2.1
- BKG	.0	.0	.0	.0	.0	.0	.0	.0	.0	.0
MAX	1.8	1.8	1.7	1.8	1.8	1.8	2.1	2.1	2.0	2.1
WIND DIR	226	226	226	226	226	226	24	24	24	24
JULIAN	319	319	319	319	319	319	44	44	44	44
HOUR	9	9	9	9	9	9	19	19	19	19

THE HIGHEST CONCENTRATION OF 2.80 PPM OCCURRED AT RECEPTOR REC31.

DATE : 7/17/ 8
TIME : 14:45: 2

JOB: HSS FDR Air Quality No-Build/105' Jets

RUN: FDR DRIVE BET E 67TH-75TH STS/105' JETS

==========
Output Section
==========

NOTES PERTAINING TO THE REPORT

1. THE HIGHEST AVERAGE IN EACH OF THE FIRST TWO COLUMNS OF EACH TABLE BELOW ARE SUFFIXED BY AN ASTERISK (*). FOR PM OUTPUT, THERE IS ONLY ONE COLUMN AND ASTERISK FOR THE ANNUAL AVERAGE/PERIOD OF CONCERN TABLE.

2. THE NUMBERS IN PARENTHESES ARE THE JULIAN DAY AND ENDING HOUR FOR THE PRECEDING AVERAGE.

3. THE NUMBER OF CALM HOURS USED IN PRODUCING EACH AVERAGE ARE PREFIXED BY A C.

PRIMARY AVERAGES.

MAXIMUM 8-HOUR RUNNING NONOVERLAPPING AVERAGE CONCENTRATIONS
IN PARTS PER MILLION (PPM),
INCLUDING AMBIENT BACKGROUND CONCENTRATIONS.

Receptor Number	Highest Conc	Highest Ending Day Hr	Highest Calm	Second highest Conc	Second highest Ending Day Hr	Second highest Calm
1	1.62	(23,20)	C 2	1.43	(338,13)	C 1
2	1.70	(23,20)	C 2	1.39	(338,13)	C 1
3	1.68	(23,20)	C 2	1.27	(338,13)	C 1
4	1.58	(23,20)	C 2	1.27	(338,13)	C 1
5	1.53	(23,20)	C 2	1.24	(338,13)	C 1
6	1.52	(23,20)	C 2	1.24	(338,13)	C 1
7	1.47	(23,20)	C 2	1.23	(338,13)	C 1
8	1.52	(23,20)	C 2	1.23	(338,13)	C 1
9	1.52	(23,20)	C 2	1.23	(338,13)	C 1
10	1.50	(23,20)	C 2	1.23	(338,13)	C 1
11	1.45	(23,20)	C 2	1.23	(338,13)	C 1
12	1.45	(23,20)	C 2	1.23	(338,13)	C 1
13	1.47	(23,20)	C 2	1.24	(338,13)	C 1
14	1.45	(23,20)	C 2	1.23	(338,13)	C 1
15	1.45	(23,20)	C 2	1.23	(338,13)	C 1
16	1.45	(23,20)	C 2	1.21	(338,13)	C 1
17	1.47	(23,20)	C 2	1.21	(338,13)	C 1
18	1.50	(23,20)	C 2	1.24	(338,13)	C 1
19	1.48	(23,20)	C 2	1.21	(338,13)	C 1
20	1.48	(23,20)	C 2	1.21	(338,13)	C 1
21	1.48	(23,20)	C 2	1.21	(338,13)	C 1
22	1.48	(23,20)	C 2	1.21	(338,13)	C 1
23	1.48	(23,20)	C 2	1.21	(338,13)	C 1
24	1.50	(23,20)	C 2	1.21	(338,13)	C 1

JOB: HSS FDR Air Quality No-Build/105' Jets RUN: FDR DRIVE BET E 67TH-75TH STS/105' JETS

MAXIMUM 8-HOUR RUNNING NONOVERLAPPING AVERAGE CONCENTRATIONS
IN PARTS PER MILLION (PPM),
INCLUDING AMBIENT BACKGROUND CONCENTRATIONS.

Receptor Number	Highest Conc	Highest Ending Day Hr	Highest Calm	Second highest Conc	Second highest Ending Day Hr	Second highest Calm
25	1.48	(23,20)	C 2	1.20	(338,13)	C 1
26	1.48	(23,20)	C 2	1.21	(338,13)	C 1
27	1.50	(23,20)	C 2	1.23	(338,13)	C 1
28	1.48	(23,20)	C 2	1.21	(338,13)	C 1
29	1.45	(23,20)	C 2	1.20	(274,24)	C 0
30	1.48	(23,20)	C 2	1.23	(338,13)	C 1
31	1.48	(23,20)	C 2	1.29	(258,23)	C 0
32	1.66	(338,13)	C 1	1.63	(23,20)	C 2
33	2.00	(23,20)	C 2	1.81	(338,13)	C 1
34	2.18*	(23,20)	C 2	1.86*	(338,13)	C 1
35	2.13	(23,20)	C 2	1.77	(338,13)	C 1
36	2.17	(23,20)	C 2	1.79	(274,24)	C 0
37	1.67	(23,20)	C 2	1.39	(274,24)	C 0
38	1.42	(23,20)	C 2	1.24	(274,24)	C 0
39	1.32	(23,20)	C 2	1.14	(7,23)	C 0
40	1.30	(23,20)	C 2	1.11	(274,24)	C 0
41	1.28	(23,20)	C 2	1.11	(274,24)	C 0
42	1.30	(23,20)	C 2	1.07	(274,24)	C 0
43	1.25	(23,20)	C 2	1.04	(274,24)	C 0
44	1.22	(23,20)	C 2	1.04	(274,24)	C 0
45	1.23	(23,20)	C 2	1.04	(274,24)	C 0
46	1.22	(23,20)	C 2	1.02	(274,24)	C 0
47	1.20	(23,20)	C 2	1.00	(274,24)	C 0
48	1.20	(23,20)	C 2	.99	(274,24)	C 0
49	1.20	(23,20)	C 2	.99	(274,24)	C 0
50	1.23	(23,20)	C 2	1.01	(338,13)	C 1
51	1.22	(23,20)	C 2	1.01	(338,13)	C 1
52	1.22	(23,20)	C 2	1.03	(338,13)	C 1
53	1.22	(23,20)	C 2	1.00	(274,24)	C 0
54	1.25	(23,20)	C 2	1.00	(338,13)	C 1
55	1.22	(23,20)	C 2	1.00	(338,13)	C 1
56	1.18	(23,20)	C 2	.99	(274,24)	C 0
57	1.53	(23,20)	C 2	1.47	(338,13)	C 1
58	1.47	(338,13)	C 1	1.42	(23,20)	C 2
59	1.40	(338,13)	C 1	1.25	(23,20)	C 2
60	1.27	(338,13)	C 1	1.15	(23,20)	C 2

FIVE HIGHEST 1-HOUR END-TO-END AVERAGE CONCENTRATIONS IN PARTS PER MILLION
INCLUDING AMBIENT BACKGROUND CONCENTRATIONS.

Rcptr No.	Highest Conc	Highest Ending Day Hr	Highest Calm	Second Highest Conc	Second Highest Ending Day Hr	Second Highest Calm	Third Highest Conc	Third Highest Ending Day Hr	Third Highest Calm	Fourth Highest Conc	Fourth Highest Ending Day Hr	Fourth Highest Calm	Fifth Highest Conc	Fifth Highest Ending Day Hr	Fifth Highest Calm
1	2.30	(44,19)	C 0	2.10	(23,17)	C 0	2.10	(44,20)	C 0	2.10	(347, 8)	C 0	2.00	(221, 7)	C 0

DATE : 7/17/ 8
TIME : 14:45: 2

JOB: HSS FDR Air Quality No-Build/105' Jets

RUN: FDR DRIVE BET E 67TH-75TH STS/105' JETS

FIVE HIGHEST 1-HOUR END-TO-END AVERAGE CONCENTRATIONS IN PARTS PER MILLION
INCLUDING AMBIENT BACKGROUND CONCENTRATIONS.

Rcptr	Highest			Second Highest			Third Highest			Fourth Highest			Fifth Highest		
No.	Conc	Ending Day Hr	Calm	Conc	Ending Day Hr	Calm	Conc	Ending Day Hr	Calm	Conc	Ending Day Hr	Calm	Conc	Ending Day Hr	Calm
2	2.20	(44,19)	C 0	2.10	(23,17)	C 0	2.00	(23,16)	C 0	2.00	(44,20)	C 0	2.00	(338, 7)	C 0
3	2.20	(44,19)	C 0	2.10	(23,17)	C 0	2.00	(44,20)	C 0	2.00	(347, 8)	C 0	1.90	(23,16)	C 0
4	2.20	(44,19)	C 0	2.10	(261,20)	C 0	2.10	(44,20)	C 0	2.00	(347, 8)	C 0	1.90	(319, 9)	C 0
5	2.20	(44,19)	C 0	2.10	(347, 8)	C 0	2.00	(44,20)	C 0	2.00	(261,20)	C 0	1.90	(23,16)	C 0
6	2.20	(44,19)	C 0	2.10	(347, 8)	C 0	2.00	(44,20)	C 0	2.00	(261,20)	C 0	1.80	(96,21)	C 0
7	2.20	(44,19)	C 0	2.10	(347, 8)	C 0	2.00	(44,20)	C 0	2.00	(261,20)	C 0	1.90	(319, 9)	C 0
8	2.20	(44,19)	C 0	2.10	(347, 8)	C 0	2.00	(44,20)	C 0	2.00	(261,20)	C 0	1.90	(319, 9)	C 0
9	2.20	(44,19)	C 0	2.10	(347, 8)	C 0	2.00	(319, 9)	C 0	2.00	(44,20)	C 0	1.80	(23,16)	C 0
10	2.10	(44,19)	C 0	2.00	(44,20)	C 0	2.00	(347, 8)	C 0	1.90	(261,20)	C 0	1.90	(319, 9)	C 0
11	2.10	(44,19)	C 0	2.10	(347, 8)	C 0	1.90	(319, 9)	C 0	1.90	(115,20)	C 0	1.90	(261,20)	C 0
12	2.00	(44,19)	C 0	2.00	(319, 9)	C 0	2.00	(347, 8)	C 0	1.90	(261,20)	C 0	1.90	(44,20)	C 0
13	2.20	(347, 8)	C 0	2.10	(44,19)	C 0	1.90	(115,20)	C 0	1.90	(261,20)	C 0	1.90	(319, 9)	C 0
14	2.20	(44,19)	C 0	2.10	(347, 8)	C 0	2.00	(44,20)	C 0	1.90	(319, 9)	C 0	1.80	(115,20)	C 0
15	2.20	(347, 8)	C 0	2.20	(44,19)	C 0	2.00	(44,20)	C 0	1.90	(319, 9)	C 0	1.80	(90,18)	C 0
16	2.30	(347, 8)	C 0	2.20	(44,19)	C 0	2.00	(44,20)	C 0	2.00	(319, 9)	C 0	1.90	(115,20)	C 0
17	2.20	(44,19)	C 0	2.20	(347, 8)	C 0	2.10	(319, 9)	C 0	2.00	(44,20)	C 0	2.00	(115,20)	C 0
18	2.20	(44,19)	C 0	2.20	(44,20)	C 0	2.20	(347, 8)	C 0	2.10	(115,20)	C 0	2.10	(319, 9)	C 0
19	2.30	(44,19)	C 0	2.10	(44,20)	C 0	2.10	(347, 8)	C 0	2.10	(319, 9)	C 0	2.00	(115,20)	C 0
20	2.20	(44,19)	C 0	2.10	(44,20)	C 0	2.10	(347, 8)	C 0	2.10	(319, 9)	C 0	1.90	(115,20)	C 0
21	2.20	(44,19)	C 0	2.10	(44,20)	C 0	2.00	(319, 9)	C 0	1.90	(115,20)	C 0	1.90	(347, 8)	C 0
22	2.30	(44,19)	C 0	2.10	(44,20)	C 0	2.10	(347, 8)	C 0	1.90	(115,20)	C 0	1.90	(261,20)	C 0
23	2.30	(44,19)	C 0	2.20	(347, 8)	C 0	2.00	(319, 9)	C 0	1.90	(44,20)	C 0	1.90	(115,20)	C 0
24	2.40	(44,19)	C 0	2.20	(44,20)	C 0	2.20	(347, 8)	C 0	2.10	(319, 9)	C 0	1.90	(115,20)	C 0
25	2.30	(44,19)	C 0	2.30	(44,20)	C 0	2.10	(347, 8)	C 0	2.00	(319, 9)	C 0	1.90	(115,20)	C 0
26	2.40	(44,19)	C 0	2.20	(44,20)	C 0	2.10	(347, 8)	C 0	1.90	(90,18)	C 0	1.90	(115,20)	C 0
27	2.40	(44,19)	C 0	2.30	(347, 8)	C 0	2.20	(44,20)	C 0	2.00	(330,18)	C 0	2.00	(90,18)	C 0
28	2.50	(44,19)	C 0	2.30	(44,20)	C 0	2.10	(347, 8)	C 0	2.00	(319, 9)	C 0	1.90	(90,18)	C 0
29	2.40	(44,19)	C 0	2.30	(44,20)	C 0	2.20	(347, 8)	C 0	2.00	(319, 9)	C 0	1.90	(261,20)	C 0
30	2.70	(44,19)	C 0	2.50	(44,20)	C 0	2.30	(347, 8)	C 0	2.10	(90,18)	C 0	2.10	(115,20)	C 0
31	2.80*	(44,19)	C 0	2.50	(44,20)	C 0	2.40	(90,18)	C 0	2.40	(347, 8)	C 0	2.30	(313,24)	C 0
32	2.70	(44,19)	C 0	2.70*	(338,11)	C 0	2.40	(24,16)	C 0	2.40	(44,20)	C 0	2.40	(90,18)	C 0
33	2.60	(105,10)	C 0	2.60	(338,11)	C 0	2.50	(44,19)	C 0	2.40	(23,14)	C 0	2.40	(23,17)	C 0
34	2.60	(23,17)	C 0	2.60	(105,10)	C 0	2.60	(338,11)	C 0	2.50	(96,21)	C 0	2.50	(221, 7)	C 0
35	2.70	(261,20)	C 0	2.50	(23,17)	C 0	2.50	(96,21)	C 0	2.50	(258,22)	C 0	2.50	(293,21)	C 0
36	2.80	(319, 9)	C 0	2.70	(261,20)	C 0	2.60	(23,17)	C 0	2.50	(23,16)	C 0	2.50	(293,21)	C 0
37	2.70	(319, 9)	C 0	2.50	(261,20)	C 0	2.30	(264,10)	C 0	2.30	(293,21)	C 0	2.10	(96,21)	C 0
38	2.40	(319, 9)	C 0	2.10	(264,10)	C 0	2.00	(261,20)	C 0	2.00	(293,21)	C 0	1.90	(44,19)	C 0
39	2.20	(319, 9)	C 0	2.00	(264,10)	C 0	1.90	(259,23)	C 0	1.80	(261,20)	C 0	1.70	(44,19)	C 0
40	2.20	(319, 9)	C 0	1.90	(264,10)	C 0	1.80	(44,19)	C 0	1.80	(261,20)	C 0	1.70	(23,16)	C 0
41	2.10	(319, 9)	C 0	1.80	(264,10)	C 0	1.70	(44,19)	C 0	1.70	(293,21)	C 0	1.60	(44,20)	C 0
42	1.90	(319, 9)	C 0	1.70	(44,19)	C 0	1.70	(261,20)	C 0	1.60	(44,20)	C 0	1.60	(264,10)	C 0

JOB: HSS FDR Air Quality No-Build/105' Jets

RUN: FDR DRIVE BET E 67TH-75TH STS/105' JETS

FIVE HIGHEST 1-HOUR END-TO-END AVERAGE CONCENTRATIONS IN PARTS PER MILLION
INCLUDING AMBIENT BACKGROUND CONCENTRATIONS.

Rcptr	Highest			Second Highest			Third Highest			Fourth Highest			Fifth Highest		
No.	Conc	Ending Day Hr	Calm	Conc	Ending Day Hr	Calm	Conc	Ending Day Hr	Calm	Conc	Ending Day Hr	Calm	Conc	Ending Day Hr	Calm
43	1.90	(319, 9)	C 0	1.80	(264,10)	C 0	1.70	(44,19)	C 0	1.70	(261,20)	C 0	1.60	(44,20)	C 0
44	1.80	(319, 9)	C 0	1.70	(44,19)	C 0	1.70	(264,10)	C 0	1.60	(261,20)	C 0	1.60	(293,21)	C 0
45	1.80	(319, 9)	C 0	1.80	(44,19)	C 0	1.60	(347, 8)	C 0	1.60	(261,20)	C 0	1.60	(264,10)	C 0
46	1.90	(319, 9)	C 0	1.70	(44,19)	C 0	1.60	(44,20)	C 0	1.60	(347, 8)	C 0	1.60	(261,20)	C 0
47	2.00	(319, 9)	C 0	1.70	(44,19)	C 0	1.60	(44,20)	C 0	1.60	(347, 8)	C 0	1.60	(261,20)	C 0
48	1.90	(319, 9)	C 0	1.70	(44,19)	C 0	1.60	(44,20)	C 0	1.50	(264,10)	C 0	1.50	(90,18)	C 0
49	1.90	(319, 9)	C 0	1.70	(44,19)	C 0	1.60	(264,10)	C 0	1.50	(90,18)	C 0	1.50	(293,21)	C 0
50	1.90	(319, 9)	C 0	1.70	(44,19)	C 0	1.70	(264,10)	C 0	1.60	(261,20)	C 0	1.50	(44,20)	C 0
51	1.80	(319, 9)	C 0	1.70	(264,10)	C 0	1.60	(44,19)	C 0	1.60	(44,20)	C 0	1.60	(261,20)	C 0
52	1.80	(319, 9)	C 0	1.70	(264,10)	C 0	1.60	(44,19)	C 0	1.60	(261,20)	C 0	1.50	(338,11)	C 0
53	1.70	(319, 9)	C 0	1.60	(44,19)	C 0	1.60	(261,20)	C 0	1.60	(264,10)	C 0	1.50	(44,20)	C 0
54	1.80	(319, 9)	C 0	1.60	(44,19)	C 0	1.60	(261,20)	C 0	1.60	(264,10)	C 0	1.50	(44,20)	C 0
55	1.80	(319, 9)	C 0	1.60	(261,20)	C 0	1.60	(264,10)	C 0	1.50	(44,19)	C 0	1.50	(90,18)	C 0
56	1.80	(319, 9)	C 0	1.60	(261,20)	C 0	1.60	(264,10)	C 0	1.40	(331,15)	C 0	1.40	(23,17)	C 0
57	2.10	(44,19)	C 0	2.00	(347, 8)	C 0	1.90	(44,20)	C 0	1.90	(228, 8)	C 0	1.90	(274,19)	C 0
58	2.10	(44,19)	C 0	2.00	(338,11)	C 0	2.00	(347, 8)	C 0	1.90	(44,20)	C 0	1.90	(115,20)	C 0
59	2.00	(44,19)	C 0	2.00	(44,20)	C 0	2.00	(338,11)	C 0	1.90	(33,18)	C 0	1.90	(105,10)	C 0
60	2.10	(44,19)	C 0	2.00	(338,11)	C 0	1.90	(24,16)	C 0	1.90	(33,18)	C 0	1.90	(44,20)	C 0

MAXIMUM 8-HOUR AVERAGED LINK CONTRIBUTIONS
IN PARTS PER MILLION (PPM)
INCLUDING AMBIENT BACKGROUND CONCENTRATIONS.

Rcptr No.	Total Conc	Ending Day Hr	Ambient Backgnd	Total Link	Link +1	Link +2	Link +3	Link +4	Link +5	Link +6	Link +7	Link +8	Link +9	Link +10
1	1.62	(23,20)	.00	1.62	.65	.10	.00	.00	.00	.00	.05	.38	.00	.00
			Links	10+	.00	.43	.00	.00	.00	.00	.00	.00	.00	.00
2	1.70	(23,20)	.00	1.70	.37	.47	.00	.00	.00	.00	.10	.35	.00	.00
			Links	10+	.00	.42	.00	.00	.00	.00	.00	.00	.00	.00
3	1.68	(23,20)	.00	1.68	.17	.73	.00	.00	.00	.00	.22	.27	.00	.00
			Links	10+	.00	.30	.00	.00	.00	.00	.00	.00	.00	.00
4	1.58	(23,20)	.00	1.58	.10	.82	.00	.00	.00	.00	.28	.18	.00	.00
			Links	10+	.00	.20	.00	.00	.00	.00	.00	.00	.00	.00
5	1.53	(23,20)	.00	1.53	.05	.85	.00	.00	.00	.00	.38	.12	.00	.00
			Links	10+	.00	.13	.00	.00	.00	.00	.00	.00	.00	.00
6	1.52	(23,20)	.00	1.52	.05	.87	.00	.00	.00	.00	.42	.08	.00	.00
			Links	10+	.00	.10	.00	.00	.00	.00	.00	.00	.00	.00
7	1.47	(23,20)	.00	1.47	.03	.88	.00	.00	.00	.00	.43	.05	.00	.00
			Links	10+	.00	.07	.00	.00	.00	.00	.00	.00	.00	.00

DATE : 7/17/ 8
TIME : 14:45: 2

JOB: HSS FDR Air Quality No-Build/105' Jets

RUN: FDR DRIVE BET E 67TH-75TH STS/105' JETS

LINK CONTRIBUTION TABLES

MAXIMUM 8-HOUR AVERAGED LINK CONTRIBUTIONS
IN PARTS PER MILLION (PPM)
INCLUDING AMBIENT BACKGROUND CONCENTRATIONS.

Rcptr No.	Total Conc	Ending Day Hr	Ambient Backgnd	Total Link	Link +1	Link +2	Link +3	Link +4	Link +5	Link +6	Link +7	Link +8	Link +9	Link +10
8	1.52	(23,20)	.00	1.52	.02	.92	.00	.00	.00	.00	.47	.05	.00	.02
				Links 10+	.00	.05	.00	.00	.00	.00	.00	.00	.00	.00
9	1.52	(23,20)	.00	1.52	.00	.92	.00	.00	.00	.00	.48	.05	.00	.02
				Links 10+	.00	.05	.00	.00	.00	.00	.00	.00	.00	.00
10	1.50	(23,20)	.00	1.50	.00	.93	.00	.00	.00	.00	.48	.03	.00	.02
				Links 10+	.00	.03	.00	.00	.00	.00	.00	.00	.00	.00
11	1.45	(23,20)	.00	1.45	.00	.93	.00	.00	.00	.00	.50	.00	.00	.02
				Links 10+	.00	.00	.00	.00	.00	.00	.00	.00	.00	.00
12	1.45	(23,20)	.00	1.45	.00	.93	.00	.00	.00	.00	.50	.00	.00	.02
				Links 10+	.00	.00	.00	.00	.00	.00	.00	.00	.00	.00
13	1.47	(23,20)	.00	1.47	.00	.95	.00	.00	.00	.00	.50	.00	.00	.02
				Links 10+	.00	.00	.00	.00	.00	.00	.00	.00	.00	.00
14	1.45	(23,20)	.00	1.45	.00	.93	.00	.00	.00	.00	.50	.00	.00	.02
				Links 10+	.00	.00	.00	.00	.00	.00	.00	.00	.00	.00
15	1.45	(23,20)	.00	1.45	.00	.93	.00	.00	.00	.00	.50	.00	.00	.02
				Links 10+	.00	.00	.00	.00	.00	.00	.00	.00	.00	.00
16	1.45	(23,20)	.00	1.45	.00	.93	.00	.00	.00	.00	.50	.00	.00	.02
				Links 10+	.00	.00	.00	.00	.00	.00	.00	.00	.00	.00
17	1.47	(23,20)	.00	1.47	.00	.93	.00	.00	.00	.00	.52	.00	.00	.02
				Links 10+	.00	.00	.00	.00	.00	.00	.00	.00	.00	.00
18	1.50	(23,20)	.00	1.50	.00	.95	.00	.00	.00	.00	.53	.00	.00	.02
				Links 10+	.00	.00	.00	.00	.00	.00	.00	.00	.00	.00
19	1.48	(23,20)	.00	1.48	.00	.93	.00	.00	.00	.00	.53	.00	.00	.02
				Links 10+	.00	.00	.00	.00	.00	.00	.00	.00	.00	.00
20	1.48	(23,20)	.00	1.48	.00	.93	.00	.00	.00	.00	.53	.00	.00	.02
				Links 10+	.00	.00	.00	.00	.00	.00	.00	.00	.00	.00
21	1.48	(23,20)	.00	1.48	.00	.93	.00	.00	.00	.00	.53	.00	.00	.02
				Links 10+	.00	.00	.00	.00	.00	.00	.00	.00	.00	.00
22	1.48	(23,20)	.00	1.48	.00	.93	.00	.00	.00	.00	.53	.00	.00	.02
				Links 10+	.00	.00	.00	.00	.00	.00	.00	.00	.00	.00
23	1.48	(23,20)	.00	1.48	.00	.93	.00	.00	.00	.00	.53	.00	.00	.02
				Links 10+	.00	.00	.00	.00	.00	.00	.00	.00	.00	.00
24	1.50	(23,20)	.00	1.50	.00	.95	.00	.00	.00	.00	.53	.00	.00	.02
				Links 10+	.00	.00	.00	.00	.00	.00	.00	.00	.00	.00
25	1.48	(23,20)	.00	1.48	.00	.93	.00	.00	.00	.00	.53	.00	.00	.02
				Links 10+	.00	.00	.00	.00	.00	.00	.00	.00	.00	.00
26	1.48	(23,20)	.00	1.48	.00	.93	.00	.00	.00	.00	.53	.00	.00	.02
				Links 10+	.00	.00	.00	.00	.00	.00	.00	.00	.00	.00

JOB: HSS FDR Air Quality No-Build/105' Jets

RUN: FDR DRIVE BET E 67TH-75TH STS/105' JETS

LINK CONTRIBUTION TABLES

MAXIMUM 8-HOUR AVERAGED LINK CONTRIBUTIONS
IN PARTS PER MILLION (PPM)
INCLUDING AMBIENT BACKGROUND CONCENTRATIONS.

Rcptr No.	Total Conc	Ending Day Hr	Ambient Backgnd	Total Link	Link +1	Link +2	Link +3	Link +4	Link +5	Link +6	Link +7	Link +8	Link +9	Link +10
27	1.50	(23,20)	.00	1.50	.00	.95	.00	.00	.00	.00	.53	.00	.00	.02
				Links 10+	.00	.00	.00	.00	.00	.00	.00	.00	.00	.00
28	1.48	(23,20)	.00	1.48	.00	.95	.00	.00	.00	.00	.53	.00	.00	.00
				Links 10+	.00	.00	.00	.00	.00	.00	.00	.00	.00	.00
29	1.45	(23,20)	.00	1.45	.00	.93	.00	.00	.00	.00	.52	.00	.00	.00
				Links 10+	.00	.00	.00	.00	.00	.00	.00	.00	.00	.00
30	1.48	(23,20)	.00	1.48	.00	.95	.00	.00	.00	.02	.52	.00	.00	.00
				Links 10+	.00	.00	.00	.00	.00	.00	.00	.00	.00	.00
31	1.48	(23,20)	.00	1.48	.00	.92	.02	.00	.00	.02	.50	.00	.00	.00
				Links 10+	.03	.00	.00	.00	.00	.00	.00	.00	.00	.00
32	1.66	(338,13)	.00	1.66	.00	.29	.36	.00	.00	.19	.24	.00	.01	.00
				Links 10+	.57	.00	.00	.00	.00	.00	.00	.00	.00	.00
33	2.00	(23,20)	.00	2.00	.00	.35	.45	.00	.00	.08	.42	.00	.00	.00
				Links 10+	.70	.00	.00	.00	.00	.00	.00	.00	.00	.00
34	2.18	(23,20)	.00	2.18	.00	.18	.62	.00	.00	.20	.28	.00	.00	.00
				Links 10+	.90	.00	.00	.00	.00	.00	.00	.00	.00	.00
35	2.13	(23,20)	.00	2.13	.00	.12	.63	.00	.00	.23	.18	.00	.02	.00
				Links 10+	.95	.00	.00	.00	.00	.00	.00	.00	.00	.00
36	2.17	(23,20)	.00	2.17	.00	.07	.68	.00	.00	.30	.13	.00	.03	.00
				Links 10+	.95	.00	.00	.00	.00	.00	.00	.00	.00	.00
37	1.67	(23,20)	.00	1.67	.00	.05	.70	.00	.00	.32	.10	.00	.03	.00
				Links 10+	.47	.00	.00	.00	.00	.00	.00	.00	.00	.00
38	1.42	(23,20)	.00	1.42	.00	.05	.70	.00	.00	.35	.05	.00	.05	.00
				Links 10+	.22	.00	.00	.00	.00	.00	.00	.00	.00	.00
39	1.32	(23,20)	.00	1.32	.00	.03	.70	.00	.00	.37	.05	.00	.05	.00
				Links 10+	.12	.00	.00	.00	.00	.00	.00	.00	.00	.00
40	1.30	(23,20)	.00	1.30	.00	.03	.73	.00	.00	.37	.05	.00	.07	.00
				Links 10+	.05	.00	.00	.00	.00	.00	.00	.00	.00	.00
41	1.28	(23,20)	.00	1.28	.00	.02	.72	.00	.00	.37	.05	.00	.08	.00
				Links 10+	.05	.00	.00	.00	.00	.00	.00	.00	.00	.00
42	1.30	(23,20)	.00	1.30	.00	.02	.72	.00	.00	.38	.05	.00	.08	.00
				Links 10+	.05	.00	.00	.00	.00	.00	.00	.00	.00	.00
43	1.25	(23,20)	.00	1.25	.00	.02	.72	.00	.00	.40	.02	.00	.08	.00
				Links 10+	.02	.00	.00	.00	.00	.00	.00	.00	.00	.00
44	1.22	(23,20)	.00	1.22	.00	.00	.72	.00	.00	.40	.02	.00	.08	.00
				Links 10+	.00	.00	.00	.00	.00	.00	.00	.00	.00	.00
45	1.23	(23,20)	.00	1.23	.00	.00	.73	.00	.00	.40	.02	.00	.08	.00
				Links 10+	.00	.00	.00	.00	.00	.00	.00	.00	.00	.00

JOB: HSS FDR Air Quality No-Build/105' Jets

RUN: FDR DRIVE BET E 67TH-75TH STS/105' JETS

LINK CONTRIBUTION TABLES

MAXIMUM 8-HOUR AVERAGED LINK CONTRIBUTIONS
IN PARTS PER MILLION (PPM)
INCLUDING AMBIENT BACKGROUND CONCENTRATIONS.

Rcptr No.	Total Conc	Ending Day Hr	Ambient Backgnd	Total Link	Link +1	Link +2	Link +3	Link +4	Link +5	Link +6	Link +7	Link +8	Link +9	Link +10
46	1.22	(23,20)	.00	1.22	.00	.00	.72	.00	.00	.40	.02	.00	.08	.00
				Links 10+	.00	.00	.00	.00	.00	.00	.00	.00	.00	.00
47	1.20	(23,20)	.00	1.20	.00	.00	.72	.00	.00	.40	.00	.00	.08	.00
				Links 10+	.00	.00	.00	.00	.00	.00	.00	.00	.00	.00
48	1.20	(23,20)	.00	1.20	.00	.00	.72	.00	.00	.40	.00	.00	.08	.00
				Links 10+	.00	.00	.00	.00	.00	.00	.00	.00	.00	.00
49	1.20	(23,20)	.00	1.20	.00	.00	.72	.00	.00	.40	.00	.00	.08	.00
				Links 10+	.00	.00	.00	.00	.00	.00	.00	.00	.00	.00
50	1.23	(23,20)	.00	1.23	.00	.00	.75	.00	.00	.40	.00	.00	.08	.00
				Links 10+	.00	.00	.00	.00	.00	.00	.00	.00	.00	.00
51	1.22	(23,20)	.00	1.22	.00	.00	.73	.00	.00	.40	.00	.00	.08	.00
				Links 10+	.00	.00	.00	.00	.00	.00	.00	.00	.00	.00
52	1.22	(23,20)	.00	1.22	.00	.00	.73	.00	.00	.40	.00	.00	.08	.00
				Links 10+	.00	.00	.00	.00	.00	.00	.00	.00	.00	.00
53	1.22	(23,20)	.00	1.22	.00	.00	.73	.00	.00	.40	.00	.00	.08	.00
				Links 10+	.00	.00	.00	.00	.00	.00	.00	.00	.00	.00
54	1.25	(23,20)	.00	1.25	.00	.00	.75	.00	.02	.40	.00	.00	.08	.00
				Links 10+	.00	.00	.00	.00	.00	.00	.00	.00	.00	.00
55	1.22	(23,20)	.00	1.22	.00	.00	.73	.02	.02	.38	.00	.00	.07	.00
				Links 10+	.00	.00	.00	.00	.00	.00	.00	.00	.00	.00
56	1.18	(23,20)	.00	1.18	.00	.00	.67	.05	.03	.37	.00	.00	.07	.00
				Links 10+	.00	.00	.00	.00	.00	.00	.00	.00	.00	.00
57	1.53	(23,20)	.00	1.53	.72	.02	.00	.00	.00	.00	.02	.40	.00	.00
				Links 10+	.00	.38	.00	.00	.00	.00	.00	.00	.00	.00
58	1.47	(338,13)	.00	1.47	.53	.04	.00	.00	.00	.00	.06	.39	.00	.00
				Links 10+	.00	.46	.00	.00	.00	.00	.00	.00	.00	.00
59	1.40	(338,13)	.00	1.40	.53	.01	.00	.00	.00	.00	.04	.41	.00	.00
				Links 10+	.00	.40	.00	.00	.00	.00	.00	.00	.00	.00
60	1.27	(338,13)	.00	1.27	.54	.01	.00	.00	.00	.00	.03	.41	.00	.00
				Links 10+	.00	.27	.00	.00	.00	.00	.00	.00	.00	.00

JOB: HSS FDR Air Quality No-Build/105' Jets

RUN: FDR DRIVE BET E 67TH-75TH STS/105' JETS

LINK CONTRIBUTION TABLES

SECOND HIGHEST 8-HOUR AVERAGED LINK CONTRIBUTIONS
IN PARTS PER MILLION (PPM)
INCLUDING AMBIENT BACKGROUND CONCENTRATIONS.

Rcptr No.	Total Conc	Ending Day Hr	Ambient Backgnd	Total Link	Link +1	Link +2	Link +3	Link +4	Link +5	Link +6	Link +7	Link +8	Link +9	Link +10
1	1.43	(338,13)	.00	1.43	.33	.30	.00	.00	.00	.00	.20	.26	.00	.00
				Links 10+	.00	.34	.00	.00	.00	.00	.00	.00	.00	.00
2	1.39	(338,13)	.00	1.39	.07	.66	.00	.00	.00	.00	.33	.14	.00	.01
				Links 10+	.00	.17	.00	.00	.00	.00	.00	.00	.00	.00
3	1.27	(338,13)	.00	1.27	.01	.70	.00	.00	.00	.00	.41	.06	.00	.01
				Links 10+	.00	.07	.00	.00	.00	.00	.00	.00	.00	.00
4	1.27	(338,13)	.00	1.27	.00	.73	.00	.00	.00	.00	.46	.03	.00	.03
				Links 10+	.00	.03	.00	.00	.00	.00	.00	.00	.00	.00
5	1.24	(338,13)	.00	1.24	.00	.73	.00	.00	.00	.00	.47	.01	.00	.01
				Links 10+	.00	.01	.00	.00	.00	.00	.00	.00	.00	.00
6	1.24	(338,13)	.00	1.24	.00	.73	.00	.00	.00	.00	.49	.00	.00	.01
				Links 10+	.00	.01	.00	.00	.00	.00	.00	.00	.00	.00
7	1.23	(338,13)	.00	1.23	.00	.73	.00	.00	.00	.00	.49	.00	.00	.01
				Links 10+	.00	.00	.00	.00	.00	.00	.00	.00	.00	.00
8	1.23	(338,13)	.00	1.23	.00	.73	.00	.00	.00	.00	.49	.00	.00	.01
				Links 10+	.00	.00	.00	.00	.00	.00	.00	.00	.00	.00
9	1.23	(338,13)	.00	1.23	.00	.73	.00	.00	.00	.00	.49	.00	.00	.01
				Links 10+	.00	.00	.00	.00	.00	.00	.00	.00	.00	.00
10	1.23	(338,13)	.00	1.23	.00	.73	.00	.00	.00	.00	.49	.00	.00	.01
				Links 10+	.00	.00	.00	.00	.00	.00	.00	.00	.00	.00
11	1.23	(338,13)	.00	1.23	.00	.73	.00	.00	.00	.00	.49	.00	.00	.01
				Links 10+	.00	.00	.00	.00	.00	.00	.00	.00	.00	.00
12	1.23	(338,13)	.00	1.23	.00	.73	.00	.00	.00	.00	.49	.00	.00	.01
				Links 10+	.00	.00	.00	.00	.00	.00	.00	.00	.00	.00
13	1.24	(338,13)	.00	1.24	.00	.73	.00	.00	.00	.00	.50	.00	.00	.01
				Links 10+	.00	.00	.00	.00	.00	.00	.00	.00	.00	.00
14	1.23	(338,13)	.00	1.23	.00	.73	.00	.00	.00	.00	.49	.00	.00	.01
				Links 10+	.00	.00	.00	.00	.00	.00	.00	.00	.00	.00
15	1.23	(338,13)	.00	1.23	.00	.73	.00	.00	.00	.00	.49	.00	.00	.01
				Links 10+	.00	.00	.00	.00	.00	.00	.00	.00	.00	.00
16	1.21	(338,13)	.00	1.21	.00	.73	.00	.00	.00	.00	.47	.00	.00	.01
				Links 10+	.00	.00	.00	.00	.00	.00	.00	.00	.00	.00
17	1.21	(338,13)	.00	1.21	.00	.73	.00	.00	.00	.00	.47	.00	.00	.01
				Links 10+	.00	.00	.00	.00	.00	.00	.00	.00	.00	.00
18	1.24	(338,13)	.00	1.24	.00	.73	.00	.00	.00	.00	.50	.00	.00	.01
				Links 10+	.00	.00	.00	.00	.00	.00	.00	.00	.00	.00
19	1.21	(338,13)	.00	1.21	.00	.73	.00	.00	.00	.00	.47	.00	.00	.01
				Links 10+	.00	.00	.00	.00	.00	.00	.00	.00	.00	.00

DATE : 7/17/ 8
TIME : 14:45: 2

JOB: HSS FDR Air Quality No-Build/105' Jets

RUN: FDR DRIVE BET E 67TH-75TH STS/105' JETS

LINK CONTRIBUTION TABLES

SECOND HIGHEST 8-HOUR AVERAGED LINK CONTRIBUTIONS
IN PARTS PER MILLION (PPM)
INCLUDING AMBIENT BACKGROUND CONCENTRATIONS.

Rcptr No.	Total Conc	Ending Day Hr	Ambient Backgnd	Total Link	Link +1	Link +2	Link +3	Link +4	Link +5	Link +6	Link +7	Link +8	Link +9	Link +10
20	1.21	(338,13)	.00	1.21	.00	.73	.00	.00	.00	.00	.47	.00	.00	.01
				Links 10+	.00	.00	.00	.00	.00	.00	.00	.00	.00	.00
21	1.21	(338,13)	.00	1.21	.00	.73	.00	.00	.00	.00	.47	.00	.00	.01
				Links 10+	.00	.00	.00	.00	.00	.00	.00	.00	.00	.00
22	1.21	(338,13)	.00	1.21	.00	.73	.00	.00	.00	.00	.47	.00	.00	.01
				Links 10+	.00	.00	.00	.00	.00	.00	.00	.00	.00	.00
23	1.21	(338,13)	.00	1.21	.00	.73	.00	.00	.00	.00	.47	.00	.00	.01
				Links 10+	.00	.00	.00	.00	.00	.00	.00	.00	.00	.00
24	1.21	(338,13)	.00	1.21	.00	.73	.00	.00	.00	.00	.47	.00	.00	.01
				Links 10+	.00	.00	.00	.00	.00	.00	.00	.00	.00	.00
25	1.20	(338,13)	.00	1.20	.00	.73	.00	.00	.00	.00	.46	.00	.00	.01
				Links 10+	.00	.00	.00	.00	.00	.00	.00	.00	.00	.00
26	1.21	(338,13)	.00	1.21	.00	.73	.00	.00	.00	.01	.46	.00	.00	.01
				Links 10+	.00	.00	.00	.00	.00	.00	.00	.00	.00	.00
27	1.23	(338,13)	.00	1.23	.00	.73	.00	.00	.00	.01	.47	.00	.00	.01
				Links 10+	.00	.00	.00	.00	.00	.00	.00	.00	.00	.00
28	1.21	(338,13)	.00	1.21	.00	.71	.01	.00	.00	.03	.44	.00	.00	.00
				Links 10+	.01	.00	.00	.00	.00	.00	.00	.00	.00	.00
29	1.20	(274,24)	.00	1.20	.00	.79	.00	.00	.00	.00	.40	.00	.00	.01
				Links 10+	.00	.00	.00	.00	.00	.00	.00	.00	.00	.00
30	1.23	(338,13)	.00	1.23	.00	.69	.04	.00	.00	.06	.40	.00	.00	.00
				Links 10+	.04	.00	.00	.00	.00	.00	.00	.00	.00	.00
31	1.29	(258,23)	.00	1.29	.00	.44	.26	.01	.03	.13	.17	.00	.00	.03
				Links 10+	.22	.00	.00	.00	.00	.00	.00	.00	.00	.00
32	1.63	(23,20)	.00	1.63	.00	.75	.15	.00	.00	.03	.47	.00	.00	.00
				Links 10+	.23	.00	.00	.00	.00	.00	.00	.00	.00	.00
33	1.81	(338,13)	.00	1.81	.00	.04	.53	.00	.00	.29	.11	.00	.01	.00
				Links 10+	.83	.00	.00	.00	.00	.00	.00	.00	.00	.00
34	1.86	(338,13)	.00	1.86	.00	.01	.56	.00	.00	.33	.04	.00	.03	.00
				Links 10+	.89	.00	.00	.00	.00	.00	.00	.00	.00	.00
35	1.77	(338,13)	.00	1.77	.00	.00	.56	.00	.00	.34	.03	.00	.04	.00
				Links 10+	.80	.00	.00	.00	.00	.00	.00	.00	.00	.00
36	1.79	(274,24)	.00	1.79	.00	.13	.56	.00	.00	.21	.13	.00	.03	.01
				Links 10+	.73	.00	.00	.00	.00	.00	.00	.00	.00	.00
37	1.39	(274,24)	.00	1.39	.00	.09	.57	.00	.00	.23	.11	.00	.03	.00
				Links 10+	.36	.00	.00	.00	.00	.00	.00	.00	.00	.00
38	1.24	(274,24)	.00	1.24	.00	.09	.57	.00	.00	.24	.10	.00	.03	.00
				Links 10+	.21	.00	.00	.00	.00	.00	.00	.00	.00	.00

JOB: HSS FDR Air Quality No-Build/105' Jets

RUN: FDR DRIVE BET E 67TH-75TH STS/105' JETS

LINK CONTRIBUTION TABLES

SECOND HIGHEST 8-HOUR AVERAGED LINK CONTRIBUTIONS
IN PARTS PER MILLION (PPM)
INCLUDING AMBIENT BACKGROUND CONCENTRATIONS.

Rcptr No.	Total Conc	Ending Day Hr	Ambient Backgnd	Total Link	Link +1	Link +2	Link +3	Link +4	Link +5	Link +6	Link +7	Link +8	Link +9	Link +10
39	1.14	(7,23)	.00	1.14	.00	.16	.49	.01	.01	.13	.16	.00	.00	.00
				Links 10+	.17	.00	.00	.00	.00	.00	.00	.00	.00	.00
40	1.11	(274,24)	.00	1.11	.00	.05	.60	.00	.00	.26	.08	.00	.04	.00
				Links 10+	.09	.00	.00	.00	.00	.00	.00	.00	.00	.00
41	1.11	(274,24)	.00	1.11	.00	.05	.60	.00	.00	.27	.08	.00	.04	.00
				Links 10+	.08	.00	.00	.00	.00	.00	.00	.00	.00	.00
42	1.07	(274,24)	.00	1.08	.00	.05	.61	.00	.00	.27	.06	.00	.04	.00
				Links 10+	.04	.00	.00	.00	.00	.00	.00	.00	.00	.00
43	1.04	(274,24)	.00	1.04	.00	.04	.60	.00	.00	.29	.04	.00	.04	.00
				Links 10+	.04	.00	.00	.00	.00	.00	.00	.00	.00	.00
44	1.04	(274,24)	.00	1.04	.00	.04	.61	.00	.00	.29	.04	.00	.04	.00
				Links 10+	.03	.00	.00	.00	.00	.00	.00	.00	.00	.00
45	1.04	(274,24)	.00	1.04	.00	.04	.63	.00	.00	.29	.03	.00	.04	.00
				Links 10+	.03	.00	.00	.00	.00	.00	.00	.00	.00	.00
46	1.02	(274,24)	.00	1.02	.00	.03	.63	.00	.00	.29	.03	.00	.04	.00
				Links 10+	.03	.00	.00	.00	.00	.00	.00	.00	.00	.00
47	1.00	(274,24)	.00	1.00	.00	.03	.61	.00	.00	.29	.03	.00	.04	.00
				Links 10+	.01	.00	.00	.00	.00	.00	.00	.00	.00	.00
48	.99	(274,24)	.00	.99	.00	.03	.60	.00	.00	.29	.03	.00	.04	.00
				Links 10+	.01	.00	.00	.00	.00	.00	.00	.00	.00	.00
49	.99	(274,24)	.00	.99	.00	.03	.60	.00	.00	.29	.03	.00	.04	.00
				Links 10+	.01	.00	.00	.00	.00	.00	.00	.00	.00	.00
50	1.01	(338,13)	.00	1.01	.00	.00	.56	.00	.01	.39	.00	.00	.06	.00
				Links 10+	.00	.00	.00	.00	.00	.00	.00	.00	.00	.00
51	1.01	(338,13)	.00	1.01	.00	.00	.56	.00	.01	.39	.00	.00	.06	.00
				Links 10+	.00	.00	.00	.00	.00	.00	.00	.00	.00	.00
52	1.03	(338,13)	.00	1.03	.00	.00	.56	.01	.03	.37	.00	.00	.06	.00
				Links 10+	.00	.00	.00	.00	.00	.00	.00	.00	.00	.00
53	1.00	(274,24)	.00	1.00	.00	.01	.63	.00	.00	.30	.03	.00	.04	.00
				Links 10+	.00	.00	.00	.00	.00	.00	.00	.00	.00	.00
54	1.00	(338,13)	.00	1.00	.00	.00	.53	.03	.06	.34	.00	.00	.04	.00
				Links 10+	.00	.00	.00	.00	.00	.00	.00	.00	.00	.00
55	1.00	(338,13)	.00	1.00	.00	.00	.50	.07	.10	.29	.00	.00	.04	.00
				Links 10+	.00	.00	.00	.00	.00	.00	.00	.00	.00	.00
56	.99	(274,24)	.00	.99	.00	.01	.60	.03	.01	.30	.01	.00	.03	.00
				Links 10+	.00	.00	.00	.00	.00	.00	.00	.00	.00	.00
57	1.47	(338,13)	.00	1.47	.50	.09	.00	.00	.00	.00	.10	.34	.00	.00
				Links 10+	.00	.44	.00	.00	.00	.00	.00	.00	.00	.00

DATE : 7/17/ 8
TIME : 14:45: 2

JOB: HSS FDR Air Quality No-Build/105' Jets

RUN: FDR DRIVE BET E 67TH-75TH STS/105' JETS

LINK CONTRIBUTION TABLES

SECOND HIGHEST 8-HOUR AVERAGED LINK CONTRIBUTIONS
IN PARTS PER MILLION (PPM)
INCLUDING AMBIENT BACKGROUND CONCENTRATIONS.

Rcptr No.	Total Conc	Ending Day Hr	Ambient Backgnd	Total Link	Link +1	Link +2	Link +3	Link +4	Link +5	Link +6	Link +7	Link +8	Link +9	Link +10
58	1.42	(23,20)	.00	1.42	.73	.00	.00	.00	.00	.00	.00	.42	.00	.00
			Links	10+	.00	.27	.00	.00	.00	.00	.00	.00	.00	.00
59	1.25	(23,20)	.00	1.25	.70	.00	.00	.00	.00	.00	.00	.40	.00	.00
			Links	10+	.00	.15	.00	.00	.00	.00	.00	.00	.00	.00
60	1.15	(23,20)	.00	1.15	.70	.00	.00	.00	.00	.00	.00	.38	.00	.00
			Links	10+	.00	.07	.00	.00	.00	.00	.00	.00	.00	.00

MAXIMUM 1-HOUR AVERAGED LINK CONTRIBUTIONS
IN PARTS PER MILLION (PPM)
INCLUDING AMBIENT BACKGROUND CONCENTRATIONS.

Rcptr No.	Total Conc	Ending Day Hr	Ambient Backgnd	Total Link	Link +1	Link +2	Link +3	Link +4	Link +5	Link +6	Link +7	Link +8	Link +9	Link +10
1	2.30	(44,19)	.00	2.30	.00	1.50	.10	.00	.00	.10	.60	.00	.00	.00
			Links	10+	.00	.00	.00	.00	.00	.00	.00	.00	.00	.00
2	2.20	(44,19)	.00	2.20	.00	1.40	.10	.00	.00	.10	.60	.00	.00	.00
			Links	10+	.00	.00	.00	.00	.00	.00	.00	.00	.00	.00
3	2.20	(44,19)	.00	2.20	.00	1.40	.10	.00	.00	.10	.60	.00	.00	.00
			Links	10+	.00	.00	.00	.00	.00	.00	.00	.00	.00	.00
4	2.20	(44,19)	.00	2.20	.00	1.40	.10	.00	.00	.10	.60	.00	.00	.00
			Links	10+	.00	.00	.00	.00	.00	.00	.00	.00	.00	.00
5	2.20	(44,19)	.00	2.20	.00	1.40	.10	.00	.00	.10	.60	.00	.00	.00
			Links	10+	.00	.00	.00	.00	.00	.00	.00	.00	.00	.00
6	2.20	(44,19)	.00	2.20	.00	1.40	.10	.00	.00	.10	.60	.00	.00	.00
			Links	10+	.00	.00	.00	.00	.00	.00	.00	.00	.00	.00
7	2.20	(44,19)	.00	2.20	.00	1.40	.10	.00	.00	.10	.60	.00	.00	.00
			Links	10+	.00	.00	.00	.00	.00	.00	.00	.00	.00	.00
8	2.20	(44,19)	.00	2.20	.00	1.40	.10	.00	.00	.10	.60	.00	.00	.00
			Links	10+	.00	.00	.00	.00	.00	.00	.00	.00	.00	.00
9	2.20	(44,19)	.00	2.20	.00	1.40	.10	.00	.00	.10	.60	.00	.00	.00
			Links	10+	.00	.00	.00	.00	.00	.00	.00	.00	.00	.00
10	2.10	(44,19)	.00	2.10	.00	1.40	.10	.00	.00	.10	.50	.00	.00	.00
			Links	10+	.00	.00	.00	.00	.00	.00	.00	.00	.00	.00
11	2.10	(44,19)	.00	2.10	.00	1.40	.10	.00	.00	.10	.50	.00	.00	.00
			Links	10+	.00	.00	.00	.00	.00	.00	.00	.00	.00	.00
12	2.00	(44,19)	.00	2.00	.00	1.30	.10	.00	.00	.10	.50	.00	.00	.00
			Links	10+	.00	.00	.00	.00	.00	.00	.00	.00	.00	.00

JOB: HSS FDR Air Quality No-Build/105' Jets

RUN: FDR DRIVE BET E 67TH-75TH STS/105' JETS

LINK CONTRIBUTION TABLES

MAXIMUM 1-HOUR AVERAGED LINK CONTRIBUTIONS
IN PARTS PER MILLION (PPM)
INCLUDING AMBIENT BACKGROUND CONCENTRATIONS.

Rcptr No.	Total Conc	Ending Day Hr	Ambient Backgnd	Total Link	Link +1	Link +2	Link +3	Link +4	Link +5	Link +6	Link +7	Link +8	Link +9	Link +10
13	2.20	(347, 8)	.00	2.20	.00	1.30	.10	.10	.10	.10	.40	.00	.00	.00
				Links 10+	.10	.00	.00	.00	.00	.00	.00	.00	.00	.00
14	2.20	(44,19)	.00	2.20	.00	1.30	.10	.00	.10	.10	.50	.00	.00	.00
				Links 10+	.10	.00	.00	.00	.00	.00	.00	.00	.00	.00
15	2.20	(347, 8)	.00	2.20	.00	1.20	.10	.10	.10	.20	.40	.00	.00	.00
				Links 10+	.10	.00	.00	.00	.00	.00	.00	.00	.00	.00
16	2.30	(347, 8)	.00	2.30	.00	1.20	.20	.10	.10	.20	.40	.00	.00	.00
				Links 10+	.10	.00	.00	.00	.00	.00	.00	.00	.00	.00
17	2.20	(44,19)	.00	2.20	.00	1.30	.10	.00	.10	.20	.40	.00	.00	.00
				Links 10+	.10	.00	.00	.00	.00	.00	.00	.00	.00	.00
18	2.20	(44,19)	.00	2.20	.00	1.30	.10	.00	.10	.20	.40	.00	.00	.00
				Links 10+	.10	.00	.00	.00	.00	.00	.00	.00	.00	.00
19	2.30	(44,19)	.00	2.30	.00	1.30	.20	.00	.10	.20	.40	.00	.00	.00
				Links 10+	.10	.00	.00	.00	.00	.00	.00	.00	.00	.00
20	2.20	(44,19)	.00	2.20	.00	1.20	.20	.00	.10	.20	.40	.00	.00	.00
				Links 10+	.10	.00	.00	.00	.00	.00	.00	.00	.00	.00
21	2.20	(44,19)	.00	2.20	.00	1.20	.20	.00	.10	.20	.40	.00	.00	.00
				Links 10+	.10	.00	.00	.00	.00	.00	.00	.00	.00	.00
22	2.30	(44,19)	.00	2.30	.00	1.20	.20	.10	.10	.20	.30	.00	.10	.00
				Links 10+	.10	.00	.00	.00	.00	.00	.00	.00	.00	.00
23	2.30	(44,19)	.00	2.30	.00	1.10	.20	.10	.10	.30	.30	.00	.10	.00
				Links 10+	.10	.00	.00	.00	.00	.00	.00	.00	.00	.00
24	2.40	(44,19)	.00	2.40	.00	1.10	.30	.10	.10	.30	.20	.00	.10	.00
				Links 10+	.20	.00	.00	.00	.00	.00	.00	.00	.00	.00
25	2.30	(44,19)	.00	2.30	.00	1.00	.30	.10	.10	.30	.20	.00	.10	.00
				Links 10+	.20	.00	.00	.00	.00	.00	.00	.00	.00	.00
26	2.40	(44,19)	.00	2.40	.00	1.00	.40	.10	.10	.40	.10	.00	.10	.00
				Links 10+	.20	.00	.00	.00	.00	.00	.00	.00	.00	.00
27	2.40	(44,19)	.00	2.40	.00	.90	.40	.10	.10	.40	.10	.00	.10	.00
				Links 10+	.30	.00	.00	.00	.00	.00	.00	.00	.00	.00
28	2.50	(44,19)	.00	2.50	.00	.80	.50	.10	.10	.40	.10	.00	.10	.00
				Links 10+	.40	.00	.00	.00	.00	.00	.00	.00	.00	.00
29	2.40	(44,19)	.00	2.40	.00	.60	.60	.10	.10	.40	.00	.00	.10	.00
				Links 10+	.50	.00	.00	.00	.00	.00	.00	.00	.00	.00
30	2.70	(44,19)	.00	2.70	.00	.40	.80	.10	.10	.50	.00	.00	.10	.00
				Links 10+	.70	.00	.00	.00	.00	.00	.00	.00	.00	.00
31	2.80	(44,19)	.00	2.80	.00	.10	1.00	.10	.10	.50	.00	.00	.10	.00
				Links 10+	.90	.00	.00	.00	.00	.00	.00	.00	.00	.00

DATE : 7/17/ 8
TIME : 14:45: 2

JOB: HSS FDR Air Quality No-Build/105' Jets

RUN: FDR DRIVE BET E 67TH-75TH STS/105' JETS

LINK CONTRIBUTION TABLES

MAXIMUM 1-HOUR AVERAGED LINK CONTRIBUTIONS
IN PARTS PER MILLION (PPM)
INCLUDING AMBIENT BACKGROUND CONCENTRATIONS.

Rcptr No.	Total Conc	Ending Day Hr	Ambient Backgnd	Total Link	Link +1	Link +2	Link +3	Link +4	Link +5	Link +6	Link +7	Link +8	Link +9	Link +10
32	2.70	(44,19)	.00	2.70	.00	.00	1.10	.10	.10	.40	.00	.00	.10	.00
				Links 10+	.90	.00	.00	.00	.00	.00	.00	.00	.00	.00
33	2.60	(105,10)	.00	2.60	.00	.00	.80	.00	.00	.40	.10	.00	.10	.00
				Links 10+	1.20	.00	.00	.00	.00	.00	.00	.00	.00	.00
34	2.60	(23,17)	.00	2.60	.00	.10	.80	.00	.00	.30	.30	.00	.00	.00
				Links 10+	1.10	.00	.00	.00	.00	.00	.00	.00	.00	.00
35	2.70	(261,20)	.00	2.70	.00	.30	.70	.00	.00	.10	.50	.00	.00	.10
				Links 10+	1.00	.00	.00	.00	.00	.00	.00	.00	.00	.00
36	2.80	(319, 9)	.00	2.80	.00	.60	.70	.00	.00	.10	.50	.00	.00	.00
				Links 10+	.90	.00	.00	.00	.00	.00	.00	.00	.00	.00
37	2.70	(319, 9)	.00	2.70	.00	.50	.80	.00	.00	.10	.50	.00	.00	.00
				Links 10+	.80	.00	.00	.00	.00	.00	.00	.00	.00	.00
38	2.40	(319, 9)	.00	2.40	.00	.40	.80	.00	.00	.20	.40	.00	.00	.00
				Links 10+	.60	.00	.00	.00	.00	.00	.00	.00	.00	.00
39	2.20	(319, 9)	.00	2.20	.00	.30	.80	.00	.00	.20	.40	.00	.00	.00
				Links 10+	.50	.00	.00	.00	.00	.00	.00	.00	.00	.00
40	2.20	(319, 9)	.00	2.20	.00	.30	.90	.00	.00	.20	.40	.00	.00	.00
				Links 10+	.40	.00	.00	.00	.00	.00	.00	.00	.00	.00
41	2.10	(319, 9)	.00	2.10	.00	.30	.90	.00	.00	.30	.30	.00	.00	.00
				Links 10+	.30	.00	.00	.00	.00	.00	.00	.00	.00	.00
42	1.90	(319, 9)	.00	1.90	.00	.20	.90	.00	.00	.30	.30	.00	.00	.00
				Links 10+	.20	.00	.00	.00	.00	.00	.00	.00	.00	.00
43	1.90	(319, 9)	.00	1.90	.00	.20	.90	.00	.00	.30	.30	.00	.00	.00
				Links 10+	.20	.00	.00	.00	.00	.00	.00	.00	.00	.00
44	1.80	(319, 9)	.00	1.80	.00	.20	1.00	.00	.00	.30	.20	.00	.00	.00
				Links 10+	.10	.00	.00	.00	.00	.00	.00	.00	.00	.00
45	1.80	(319, 9)	.00	1.80	.00	.20	1.00	.00	.00	.30	.20	.00	.00	.00
				Links 10+	.10	.00	.00	.00	.00	.00	.00	.00	.00	.00
46	1.90	(319, 9)	.00	1.90	.00	.20	1.00	.00	.00	.40	.20	.00	.00	.00
				Links 10+	.10	.00	.00	.00	.00	.00	.00	.00	.00	.00
47	2.00	(319, 9)	.00	2.00	.00	.20	1.00	.00	.00	.40	.20	.00	.10	.00
				Links 10+	.10	.00	.00	.00	.00	.00	.00	.00	.00	.00
48	1.90	(319, 9)	.00	1.90	.00	.10	1.00	.00	.00	.40	.20	.00	.10	.00
				Links 10+	.10	.00	.00	.00	.00	.00	.00	.00	.00	.00
49	1.90	(319, 9)	.00	1.90	.00	.10	1.00	.00	.00	.40	.20	.00	.10	.00
				Links 10+	.10	.00	.00	.00	.00	.00	.00	.00	.00	.00
50	1.90	(319, 9)	.00	1.90	.00	.10	1.00	.00	.00	.40	.20	.00	.10	.00
				Links 10+	.10	.00	.00	.00	.00	.00	.00	.00	.00	.00

JOB: HSS FDR Air Quality No-Build/105' Jets

RUN: FDR DRIVE BET E 67TH-75TH STS/105' JETS

LINK CONTRIBUTION TABLES

MAXIMUM 1-HOUR AVERAGED LINK CONTRIBUTIONS
IN PARTS PER MILLION (PPM)
INCLUDING AMBIENT BACKGROUND CONCENTRATIONS.

Rcptr No.	Total Conc	Ending Day Hr	Ambient Backgnd	Total Link	Link +1	Link +2	Link +3	Link +4	Link +5	Link +6	Link +7	Link +8	Link +9	Link +10
51	1.80	(319, 9)	.00	1.80	.00	.10	1.00	.00	.00	.40	.10	.00	.10	.00
				Links 10+	.10	.00	.00	.00	.00	.00	.00	.00	.00	.00
52	1.80	(319, 9)	.00	1.80	.00	.10	1.00	.00	.00	.40	.10	.00	.10	.00
				Links 10+	.10	.00	.00	.00	.00	.00	.00	.00	.00	.00
53	1.70	(319, 9)	.00	1.70	.00	.10	1.00	.00	.00	.40	.10	.00	.10	.00
				Links 10+	.00	.00	.00	.00	.00	.00	.00	.00	.00	.00
54	1.80	(319, 9)	.00	1.80	.00	.10	1.10	.00	.00	.40	.10	.00	.10	.00
				Links 10+	.00	.00	.00	.00	.00	.00	.00	.00	.00	.00
55	1.80	(319, 9)	.00	1.80	.00	.10	1.10	.00	.00	.40	.10	.00	.10	.00
				Links 10+	.00	.00	.00	.00	.00	.00	.00	.00	.00	.00
56	1.80	(319, 9)	.00	1.80	.00	.10	1.10	.00	.00	.40	.10	.00	.10	.00
				Links 10+	.00	.00	.00	.00	.00	.00	.00	.00	.00	.00
57	2.10	(44,19)	.00	2.10	.20	1.20	.00	.00	.00	.10	.60	.00	.00	.00
				Links 10+	.00	.00	.00	.00	.00	.00	.00	.00	.00	.00
58	2.10	(44,19)	.00	2.10	.40	1.00	.00	.00	.00	.10	.60	.00	.00	.00
				Links 10+	.00	.00	.00	.00	.00	.00	.00	.00	.00	.00
59	2.00	(44,19)	.00	2.00	.50	.80	.00	.00	.00	.10	.60	.00	.00	.00
				Links 10+	.00	.00	.00	.00	.00	.00	.00	.00	.00	.00
60	2.10	(44,19)	.00	2.10	.60	.60	.00	.00	.00	.10	.60	.10	.00	.00
				Links 10+	.00	.10	.00	.00	.00	.00	.00	.00	.00	.00

SECOND HIGHEST 1-HOUR AVERAGED LINK CONTRIBUTIONS
IN PARTS PER MILLION (PPM)
INCLUDING AMBIENT BACKGROUND CONCENTRATIONS.

Rcptr No.	Total Conc	Ending Day Hr	Ambient Backgnd	Total Link	Link +1	Link +2	Link +3	Link +4	Link +5	Link +6	Link +7	Link +8	Link +9	Link +10
1	2.10	(23,17)	.00	2.10	.80	.10	.00	.00	.00	.00	.00	.50	.00	.00
				Links 10+	.00	.70	.00	.00	.00	.00	.00	.00	.00	.00
2	2.10	(23,17)	.00	2.10	.40	.60	.00	.00	.00	.00	.10	.40	.00	.00
				Links 10+	.00	.60	.00	.00	.00	.00	.00	.00	.00	.00
3	2.10	(23,17)	.00	2.10	.10	1.00	.00	.00	.00	.00	.30	.30	.00	.00
				Links 10+	.00	.40	.00	.00	.00	.00	.00	.00	.00	.00
4	2.10	(261,20)	.00	2.10	.30	.90	.00	.00	.00	.00	.10	.40	.00	.00
				Links 10+	.00	.40	.00	.00	.00	.00	.00	.00	.00	.00
5	2.10	(347, 8)	.00	2.10	.00	1.30	.10	.00	.10	.10	.50	.00	.00	.00
				Links 10+	.00	.00	.00	.00	.00	.00	.00	.00	.00	.00

DATE : 7/17/ 8
TIME : 14:45: 2

JOB: HSS FDR Air Quality No-Build/105' Jets

RUN: FDR DRIVE BET E 67TH-75TH STS/105' JETS

LINK CONTRIBUTION TABLES

SECOND HIGHEST 1-HOUR AVERAGED LINK CONTRIBUTIONS
IN PARTS PER MILLION (PPM)
INCLUDING AMBIENT BACKGROUND CONCENTRATIONS.

Rcptr No.	Total Conc	Ending Day Hr	Ambient Backgnd	Total Link	Link +1	Link +2	Link +3	Link +4	Link +5	Link +6	Link +7	Link +8	Link +9	Link +10
6	2.10	(347, 8)	.00	2.10	.00	1.30	.10	.00	.10	.10	.50	.00	.00	.00
				Links 10+	.00	.00	.00	.00	.00	.00	.00	.00	.00	.00
7	2.10	(347, 8)	.00	2.10	.00	1.30	.10	.00	.10	.10	.50	.00	.00	.00
				Links 10+	.00	.00	.00	.00	.00	.00	.00	.00	.00	.00
8	2.10	(347, 8)	.00	2.10	.00	1.30	.10	.00	.10	.10	.50	.00	.00	.00
				Links 10+	.00	.00	.00	.00	.00	.00	.00	.00	.00	.00
9	2.10	(347, 8)	.00	2.10	.00	1.30	.10	.00	.10	.10	.50	.00	.00	.00
				Links 10+	.00	.00	.00	.00	.00	.00	.00	.00	.00	.00
10	2.00	(44,20)	.00	2.00	.00	1.30	.10	.00	.00	.10	.50	.00	.00	.00
				Links 10+	.00	.00	.00	.00	.00	.00	.00	.00	.00	.00
11	2.10	(347, 8)	.00	2.10	.00	1.30	.10	.00	.10	.10	.40	.00	.00	.00
				Links 10+	.10	.00	.00	.00	.00	.00	.00	.00	.00	.00
12	2.00	(319, 9)	.00	2.00	.10	1.20	.00	.00	.00	.00	.40	.20	.00	.00
				Links 10+	.00	.10	.00	.00	.00	.00	.00	.00	.00	.00
13	2.10	(44,19)	.00	2.10	.00	1.40	.10	.00	.00	.10	.50	.00	.00	.00
				Links 10+	.00	.00	.00	.00	.00	.00	.00	.00	.00	.00
14	2.10	(347, 8)	.00	2.10	.00	1.20	.10	.10	.10	.10	.40	.00	.00	.00
				Links 10+	.10	.00	.00	.00	.00	.00	.00	.00	.00	.00
15	2.20	(44,19)	.00	2.20	.00	1.30	.10	.00	.10	.10	.50	.00	.00	.00
				Links 10+	.10	.00	.00	.00	.00	.00	.00	.00	.00	.00
16	2.20	(44,19)	.00	2.20	.00	1.30	.10	.00	.10	.10	.50	.00	.00	.00
				Links 10+	.10	.00	.00	.00	.00	.00	.00	.00	.00	.00
17	2.20	(347, 8)	.00	2.20	.00	1.20	.20	.10	.10	.20	.30	.00	.00	.00
				Links 10+	.10	.00	.00	.00	.00	.00	.00	.00	.00	.00
18	2.20	(44,20)	.00	2.20	.00	1.20	.20	.00	.10	.20	.40	.00	.00	.00
				Links 10+	.10	.00	.00	.00	.00	.00	.00	.00	.00	.00
19	2.10	(44,20)	.00	2.10	.00	1.20	.20	.00	.10	.20	.30	.00	.00	.00
				Links 10+	.10	.00	.00	.00	.00	.00	.00	.00	.00	.00
20	2.10	(44,20)	.00	2.10	.00	1.10	.20	.10	.10	.20	.30	.00	.00	.00
				Links 10+	.10	.00	.00	.00	.00	.00	.00	.00	.00	.00
21	2.10	(44,20)	.00	2.10	.00	1.10	.20	.10	.10	.20	.30	.00	.00	.00
				Links 10+	.10	.00	.00	.00	.00	.00	.00	.00	.00	.00
22	2.10	(44,20)	.00	2.10	.00	1.10	.20	.10	.10	.20	.30	.00	.00	.00
				Links 10+	.10	.00	.00	.00	.00	.00	.00	.00	.00	.00
23	2.20	(347, 8)	.00	2.20	.00	1.00	.30	.10	.10	.30	.20	.00	.00	.00
				Links 10+	.20	.00	.00	.00	.00	.00	.00	.00	.00	.00
24	2.20	(44,20)	.00	2.20	.00	1.00	.30	.10	.10	.30	.20	.00	.00	.00
				Links 10+	.20	.00	.00	.00	.00	.00	.00	.00	.00	.00

JOB: HSS FDR Air Quality No-Build/105' Jets

RUN: FDR DRIVE BET E 67TH-75TH STS/105' JETS

LINK CONTRIBUTION TABLES

SECOND HIGHEST 1-HOUR AVERAGED LINK CONTRIBUTIONS
IN PARTS PER MILLION (PPM)
INCLUDING AMBIENT BACKGROUND CONCENTRATIONS.

Rcptr No.	Total Conc	Ending Day Hr	Ambient Backgnd	Total Link	Link +1	Link +2	Link +3	Link +4	Link +5	Link +6	Link +7	Link +8	Link +9	Link +10
25	2.30	(44,20)	.00	2.30	.00	1.00	.30	.10	.10	.30	.20	.00	.10	.00
				Links 10+	.20	.00	.00	.00	.00	.00	.00	.00	.00	.00
26	2.20	(44,20)	.00	2.20	.00	.90	.40	.10	.10	.30	.10	.00	.10	.00
				Links 10+	.20	.00	.00	.00	.00	.00	.00	.00	.00	.00
27	2.30	(347, 8)	.00	2.30	.00	.80	.50	.10	.10	.40	.10	.00	.00	.00
				Links 10+	.30	.00	.00	.00	.00	.00	.00	.00	.00	.00
28	2.30	(44,20)	.00	2.30	.00	.70	.50	.10	.10	.40	.00	.00	.10	.00
				Links 10+	.40	.00	.00	.00	.00	.00	.00	.00	.00	.00
29	2.30	(44,20)	.00	2.30	.00	.50	.60	.10	.10	.40	.00	.00	.10	.00
				Links 10+	.50	.00	.00	.00	.00	.00	.00	.00	.00	.00
30	2.50	(44,20)	.00	2.50	.00	.40	.80	.10	.10	.40	.00	.00	.10	.00
				Links 10+	.60	.00	.00	.00	.00	.00	.00	.00	.00	.00
31	2.50	(44,20)	.00	2.50	.00	.10	.90	.10	.10	.40	.00	.00	.10	.00
				Links 10+	.80	.00	.00	.00	.00	.00	.00	.00	.00	.00
32	2.70	(338,11)	.00	2.70	.00	.10	.70	.00	.00	.50	.10	.00	.10	.00
				Links 10+	1.20	.00	.00	.00	.00	.00	.00	.00	.00	.00
33	2.60	(338,11)	.00	2.60	.00	.00	.80	.00	.00	.50	.00	.00	.10	.00
				Links 10+	1.20	.00	.00	.00	.00	.00	.00	.00	.00	.00
34	2.60	(105,10)	.00	2.60	.00	.00	.80	.00	.00	.50	.00	.00	.10	.00
				Links 10+	1.20	.00	.00	.00	.00	.00	.00	.00	.00	.00
35	2.50	(23,17)	.00	2.50	.00	.00	.80	.00	.00	.40	.10	.00	.00	.00
				Links 10+	1.20	.00	.00	.00	.00	.00	.00	.00	.00	.00
36	2.70	(261,20)	.00	2.70	.00	.20	.80	.00	.00	.20	.40	.00	.00	.00
				Links 10+	1.10	.00	.00	.00	.00	.00	.00	.00	.00	.00
37	2.50	(261,20)	.00	2.50	.00	.20	.90	.00	.00	.30	.30	.00	.00	.00
				Links 10+	.80	.00	.00	.00	.00	.00	.00	.00	.00	.00
38	2.10	(264,10)	.00	2.10	.00	.40	.60	.00	.00	.10	.40	.00	.00	.00
				Links 10+	.60	.00	.00	.00	.00	.00	.00	.00	.00	.00
39	2.00	(264,10)	.00	2.00	.00	.30	.70	.00	.00	.20	.40	.00	.00	.00
				Links 10+	.40	.00	.00	.00	.00	.00	.00	.00	.00	.00
40	1.90	(264,10)	.00	1.90	.00	.30	.70	.00	.00	.20	.40	.00	.00	.00
				Links 10+	.30	.00	.00	.00	.00	.00	.00	.00	.00	.00
41	1.80	(264,10)	.00	1.80	.00	.30	.70	.00	.00	.20	.30	.00	.00	.00
				Links 10+	.30	.00	.00	.00	.00	.00	.00	.00	.00	.00
42	1.70	(44,19)	.00	1.70	.00	.00	1.00	.20	.20	.30	.00	.00	.00	.00
				Links 10+	.00	.00	.00	.00	.00	.00	.00	.00	.00	.00
43	1.80	(264,10)	.00	1.80	.00	.20	.80	.00	.00	.30	.30	.00	.00	.00
				Links 10+	.20	.00	.00	.00	.00	.00	.00	.00	.00	.00

DATE : 7/17/ 8
TIME : 14:45: 2

JOB: HSS FDR Air Quality No-Build/105' Jets

RUN: FDR DRIVE BET E 67TH-75TH STS/105' JETS

LINK CONTRIBUTION TABLES

SECOND HIGHEST 1-HOUR AVERAGED LINK CONTRIBUTIONS
IN PARTS PER MILLION (PPM)
INCLUDING AMBIENT BACKGROUND CONCENTRATIONS.

Rcptr No.	Total Conc	Ending Day Hr	Ambient Backgnd	Total Link	Link +1	Link +2	Link +3	Link +4	Link +5	Link +6	Link +7	Link +8	Link +9	Link +10
44	1.70	(44,19)	.00	1.70	.00	.00	1.00	.20	.20	.30	.00	.00	.00	.00
				Links 10+	.00	.00	.00	.00	.00	.00	.00	.00	.00	.00
45	1.80	(44,19)	.00	1.80	.00	.00	1.00	.20	.30	.30	.00	.00	.00	.00
				Links 10+	.00	.00	.00	.00	.00	.00	.00	.00	.00	.00
46	1.70	(44,19)	.00	1.70	.00	.00	.90	.20	.30	.30	.00	.00	.00	.00
				Links 10+	.00	.00	.00	.00	.00	.00	.00	.00	.00	.00
47	1.70	(44,19)	.00	1.70	.00	.00	.90	.30	.30	.20	.00	.00	.00	.00
				Links 10+	.00	.00	.00	.00	.00	.00	.00	.00	.00	.00
48	1.70	(44,19)	.00	1.70	.00	.00	.90	.30	.30	.20	.00	.00	.00	.00
				Links 10+	.00	.00	.00	.00	.00	.00	.00	.00	.00	.00
49	1.70	(44,19)	.00	1.70	.00	.00	.80	.30	.40	.20	.00	.00	.00	.00
				Links 10+	.00	.00	.00	.00	.00	.00	.00	.00	.00	.00
50	1.70	(44,19)	.00	1.70	.00	.00	.80	.40	.40	.10	.00	.00	.00	.00
				Links 10+	.00	.00	.00	.00	.00	.00	.00	.00	.00	.00
51	1.70	(264,10)	.00	1.70	.00	.10	.90	.00	.00	.40	.20	.00	.00	.00
				Links 10+	.10	.00	.00	.00	.00	.00	.00	.00	.00	.00
52	1.70	(264,10)	.00	1.70	.00	.10	.90	.00	.00	.40	.20	.00	.00	.00
				Links 10+	.10	.00	.00	.00	.00	.00	.00	.00	.00	.00
53	1.60	(44,19)	.00	1.60	.00	.00	.50	.60	.50	.00	.00	.00	.00	.00
				Links 10+	.00	.00	.00	.00	.00	.00	.00	.00	.00	.00
54	1.60	(44,19)	.00	1.60	.00	.00	.40	.70	.50	.00	.00	.00	.00	.00
				Links 10+	.00	.00	.00	.00	.00	.00	.00	.00	.00	.00
55	1.60	(261,20)	.00	1.60	.00	.00	1.00	.00	.00	.50	.00	.00	.10	.00
				Links 10+	.00	.00	.00	.00	.00	.00	.00	.00	.00	.00
56	1.60	(261,20)	.00	1.60	.00	.00	1.00	.00	.00	.50	.00	.00	.10	.00
				Links 10+	.00	.00	.00	.00	.00	.00	.00	.00	.00	.00
57	2.00	(347, 8)	.00	2.00	.10	1.20	.10	.00	.00	.10	.50	.00	.00	.00
				Links 10+	.00	.00	.00	.00	.00	.00	.00	.00	.00	.00
58	2.00	(338,11)	.00	2.00	.70	.10	.00	.00	.00	.00	.20	.40	.00	.00
				Links 10+	.00	.60	.00	.00	.00	.00	.00	.00	.00	.00
59	2.00	(44,20)	.00	2.00	.50	.80	.10	.00	.00	.10	.50	.00	.00	.00
				Links 10+	.00	.00	.00	.00	.00	.00	.00	.00	.00	.00
60	2.00	(338,11)	.00	2.00	.70	.00	.00	.00	.00	.00	.10	.50	.00	.00
				Links 10+	.00	.70	.00	.00	.00	.00	.00	.00	.00	.00

JOB: HSS FDR Air Quality No-Build/105' Jets

RUN: FDR DRIVE BET E 67TH-75TH STS/105' JETS

CALM DURATION FREQUENCY

Hours of Consecutive Calm Winds	Frequency of Occurrence	(Julian day/hour ending) of Significant Occurrences
1	74	(5, 5)(8, 2)(14,10)(22,15)(23,13)(23,20)(24, 6)(24, 9)(25, 3)(26,13) (29,11)(33, 2)(39,22)(40,15)(61, 8)(62,14)(72,16)(72,18)(72,24)(74,17) (75, 3)(76,14)(87,22)(90,12)(92, 4)(92,10)(95, 3)(99,10)(99,22)(100, 5) (106,12)(110,21)(111,21)(113, 4)(119,11)(119,14)(120, 4)(121,14)(122,10)(125,16) (129, 7)(130, 1)(132, 7)(162, 1)(163, 1)(166, 1)(176, 1)(188, 7)(190, 1)(212, 1) (217, 1)(217, 7)(223, 1)(225, 7)(228, 1)(228, 7)(235, 1)(238, 7)(246, 1)(252, 7) (286, 1)(292, 1)(312, 7)(314, 1)(338,13)(339, 7)(339,13)(341, 7)(344, 1)(344,13) (348, 7)(354, 1)(357, 7)(358, 7)
2	9	(14, 8)(25, 1)(61,23)(74,24)(98,24)(99, 8)(105, 2)(115,24)(123, 6)
4	3	(14,16)(31, 8)(55,18)
5	2	(67, 6)(105, 9)
10	1	(304,17)

Program terminated normally

JOB: HSS FDR Air Quality No-Build/105' Jets

RUN: FDR DRIVE BET E 67TH-75TH STS/105' JETS

General Information

Run start date: 1/ 1/ 2 Julian: 1
end date: 12/31/ 2 Julian: 365

A Tier 2 approach was used for input data preparation.

The MODE flag has been set to C for calculating CO averages.

Ambient background concentrations are included in the averages below.

Site & Meteorological Constants

VS = .0 CM/S VD = .0 CM/S Z0 = 175. CM ATIM = 60.

Met. Sfc. Sta. Id & Yr = 72503 2002
Upper Air Sta. Id & Yr = 94703 2002

CAUTION: The input years for the Run and Meteorological data differ. The respective values are: 2 and 2002.

Urban mixing heights were processed.

In 2002, Julian day 1 is a Tuesday.

The patterns from the input file have been assigned as follows:

Pattern # 1 is assigned to Monday.
Pattern # 1 is assigned to Tuesday.
Pattern # 1 is assigned to Wednesday.
Pattern # 1 is assigned to Thursday.
Pattern # 1 is assigned to Friday.
Pattern # 1 is assigned to Saturday.
Pattern # 1 is assigned to Sunday.

Link Data Constants - (Variable data in *.LNK file)

	LINK DESCRIPTION	LINK COORDINATES (FT) X1	Y1	X2	Y2	LENGTH (FT)	BRG (DEG)	TYPE	H (FT)	W (FT)	NLANES
1.	FDR N/B 67th-68th St	-132.0	-225.0	15.0	-10.0	260.	34.	AG	.0	36.0	
2.	FDR N/B 68th-71st St	15.0	-10.0	438.0	608.0	749.	34.	AG	.0	36.0	
3.	FDR N/B 71st-73rd St	438.0	608.0	773.0	1098.0	594.	34.	AG	.0	36.0	
4.	FDR N/B 73rd-75th St	773.0	1098.0	1056.0	1625.0	598.	28.	AG	.0	36.0	
5.	FDR S/B 75th-73rd St	743.0	1118.0	1026.0	1645.0	598.	28.	AG	.0	36.0	
6.	FDR S/B 73rd-71st St	408.0	628.0	743.0	1118.0	594.	34.	AG	.0	36.0	

DATE : 7/17/ 8
TIME : 15:20: 9

JOB: HSS FDR Air Quality No-Build/105' Jets

RUN: FDR DRIVE BET E 67TH-75TH STS/105' JETS

Link Data Constants - (Variable data in *.LNK file)

LINK DESCRIPTION	LINK COORDINATES (FT) X1	Y1	X2	Y2	LENGTH (FT)	BRG (DEG)	TYPE	H (FT)	W (FT)	NLANES
7. FDR S/B 71st-68th St	-15.0	10.0	408.0	628.0	749.	34.	AG	.0	36.0	
8. FDR S/B 68th-67th St	-162.0	-205.0	-15.0	10.0	260.	34.	AG	.0	36.0	
9. FDR Service Rd 73-71	385.0	644.0	720.0	1134.0	594.	34.	AG	.0	32.0	
10. FDR Service Rd 68-71	-38.0	26.0	385.0	644.0	749.	34.	AG	.0	32.0	
11. FDR N/B 105' Jets 71	438.0	608.0	497.0	695.0	105.	34.	AG	.0	32.0	
12. FDR S/B 105' Jets 68	-15.0	10.0	-74.0	-77.0	105.	214.	AG	.0	32.0	

Receptor Data

RECEPTOR	COORDINATES (FT) X	Y	Z
1. RECEPTOR 1	34.0	-23.0	6.0
2. RECEPTOR 2	48.0	-4.0	6.0
3. RECEPTOR 3	62.0	17.0	6.0
4. RECEPTOR 4	75.0	37.0	6.0
5. RECEPTOR 5	89.0	57.0	6.0
6. RECEPTOR 6	103.0	77.0	6.0
7. RECEPTOR 7	117.0	97.0	6.0
8. RECEPTOR 8	130.0	117.0	6.0
9. RECEPTOR 9	144.0	137.0	6.0
10. RECEPTOR 10	158.0	158.0	6.0
11. RECEPTOR 11	172.0	178.0	6.0
12. RECEPTOR 12	186.0	198.0	6.0
13. RECEPTOR 13	199.0	218.0	6.0
14. RECEPTOR 14	213.0	238.0	6.0
15. RECEPTOR 15	227.0	258.0	6.0
16. RECEPTOR 16	241.0	278.0	6.0
17. RECEPTOR 17	255.0	299.0	6.0
18. RECEPTOR 18	268.0	319.0	6.0
19. RECEPTOR 19	282.0	339.0	6.0
20. RECEPTOR 20	296.0	359.0	6.0
21. RECEPTOR 21	310.0	379.0	6.0
22. RECEPTOR 22	323.0	399.0	6.0
23. RECEPTOR 23	337.0	419.0	6.0
24. RECEPTOR 24	351.0	440.0	6.0
25. RECEPTOR 25	365.0	460.0	6.0
26. RECEPTOR 26	379.0	480.0	6.0
27. RECEPTOR 27	392.0	500.0	6.0
28. RECEPTOR 28	406.0	520.0	6.0

JOB: HSS FDR Air Quality No-Build/105' Jets

RUN: FDR DRIVE BET E 67TH-75TH STS/105' JETS

Receptor Data

RECEPTOR	COORDINATES (FT) X	Y	Z
29. RECEPTOR 29	420.0	540.0	6.0
30. RECEPTOR 30	434.0	561.0	6.0
31. RECEPTOR 31	447.0	581.0	6.0
32. RECEPTOR 32	461.0	601.0	6.0
33. RECEPTOR 33	475.0	621.0	6.0
34. RECEPTOR 34	489.0	641.0	6.0
35. RECEPTOR 35	503.0	661.0	6.0
36. RECEPTOR 36	516.0	681.0	6.0
37. RECEPTOR 37	530.0	702.0	6.0
38. RECEPTOR 38	544.0	722.0	6.0
39. RECEPTOR 39	558.0	742.0	6.0
40. RECEPTOR 40	571.0	762.0	6.0
41. RECEPTOR 41	585.0	782.0	6.0
42. RECEPTOR 42	599.0	802.0	6.0
43. RECEPTOR 43	613.0	822.0	6.0
44. RECEPTOR 44	627.0	843.0	6.0
45. RECEPTOR 45	640.0	863.0	6.0
46. RECEPTOR 46	654.0	883.0	6.0
47. RECEPTOR 47	668.0	903.0	6.0
48. RECEPTOR 48	682.0	923.0	6.0
49. RECEPTOR 49	696.0	943.0	6.0
50. RECEPTOR 50	709.0	964.0	6.0
51. RECEPTOR 51	723.0	984.0	6.0
52. RECEPTOR 52	737.0	1004.0	6.0
53. RECEPTOR 53	751.0	1024.0	6.0
54. RECEPTOR 54	764.0	1044.0	6.0
55. RECEPTOR 55	778.0	1064.0	6.0
56. RECEPTOR 56	792.0	1084.0	6.0
57. RECEPTOR 57	20.0	-44.0	6.0
58. RECEPTOR 58	6.0	-64.0	6.0
59. RECEPTOR 59	-7.0	-84.0	6.0
60. RECEPTOR 60	-21.0	-104.0	6.0

DATE : 7/17/ 8
TIME : 15:20: 9

JOB: HSS FDR Air Quality No-Build/105' Jets

RUN: FDR DRIVE BET E 67TH-75TH STS/105' JETS

Model Results

Remarks : In search of the wind direction corresponding
to the maximum concentration, only the first
direction, of the directions with the same maximum
concentrations, is indicated as the maximum.

* MAXIMUM HOURLY CONCENTRATIONS WITH ANY AMBIENT BACKGROUND CONCENTRATIONS (BKG) ADDED
(PPM)

	REC1	REC2	REC3	REC4	REC5	REC6	REC7	REC8	REC9	REC10
MAX+BKG	2.1	2.2	2.2	2.3	2.3	2.2	2.1	2.2	2.3	2.2
- BKG	.0	.0	.0	.0	.0	.0	.0	.0	.0	.0
MAX	2.1	2.2	2.2	2.3	2.3	2.2	2.1	2.2	2.3	2.2
WIND DIR	352	258	237	237	237	237	237	237	237	237
JULIAN	192	24	21	21	21	21	21	21	21	21
HOUR	16	17	8	8	8	8	8	8	8	8

	REC11	REC12	REC13	REC14	REC15	REC16	REC17	REC18	REC19	REC20
MAX+BKG	2.2	2.1	2.1	2.1	2.2	2.1	2.0	2.1	2.1	2.1
- BKG	.0	.0	.0	.0	.0	.0	.0	.0	.0	.0
MAX	2.2	2.1	2.1	2.1	2.2	2.1	2.0	2.1	2.1	2.1
WIND DIR	237	237	237	237	237	237	237	237	237	237
JULIAN	21	21	21	21	21	21	21	21	21	21
HOUR	8	8	8	8	8	8	8	8	8	8

	REC21	REC22	REC23	REC24	REC25	REC26	REC27	REC28	REC29	REC30
MAX+BKG	2.1	2.2	2.2	2.2	2.2	2.2	2.2	2.2	2.2	2.3
- BKG	.0	.0	.0	.0	.0	.0	.0	.0	.0	.0
MAX	2.1	2.2	2.2	2.2	2.2	2.2	2.2	2.2	2.2	2.3
WIND DIR	237	237	237	237	237	237	237	237	3	3
JULIAN	21	21	21	21	21	21	21	21	304	304
HOUR	8	8	8	8	8	8	8	8	18	18

	REC31	REC32	REC33	REC34	REC35	REC36	REC37	REC38	REC39	REC40
MAX+BKG	2.6	2.9	2.8	2.9	3.1	3.2	2.8	2.5	2.3	2.1
- BKG	.0	.0	.0	.0	.0	.0	.0	.0	.0	.0
MAX	2.6	2.9	2.8	2.9	3.1	3.2	2.8	2.5	2.3	2.1
WIND DIR	352	352	352	237	237	237	237	226	237	226
JULIAN	192	192	192	21	21	21	21	225	21	225
HOUR	16	16	16	8	8	8	8	7	8	7

JOB: HSS FDR Air Quality No-Build/105' Jets

RUN: FDR DRIVE BET E 67TH-75TH STS/105' JETS

* MAXIMUM HOURLY CONCENTRATIONS WITH ANY AMBIENT BACKGROUND CONCENTRATIONS (BKG) ADDED
* (PPM)

	REC41	REC42	REC43	REC44	REC45	REC46	REC47	REC48	REC49	REC50
MAX+BKG	2.1	2.0	1.9	1.9	2.0	2.0	1.8	1.8	1.8	1.8
- BKG	.0	.0	.0	.0	.0	.0	.0	.0	.0	.0
MAX	2.1	2.0	1.9	1.9	2.0	2.0	1.8	1.8	1.8	1.8
WIND DIR	226	237	237	237	237	237	237	237	224	237
JULIAN	225	21	21	21	21	21	21	21	208	21
HOUR	7	8	8	8	8	8	8	8	20	8

	REC51	REC52	REC53	REC54	REC55	REC56	REC57	REC58	REC59	REC60
MAX+BKG	1.8	1.8	1.8	1.8	1.8	1.8	2.2	2.2	2.2	2.2
- BKG	.0	.0	.0	.0	.0	.0	.0	.0	.0	.0
MAX	1.8	1.8	1.8	1.8	1.8	1.8	2.2	2.2	2.2	2.2
WIND DIR	237	237	3	237	237	237	352	352	352	352
JULIAN	21	21	304	21	21	21	192	192	192	192
HOUR	8	8	18	8	8	8	16	16	16	16

THE HIGHEST CONCENTRATION OF 3.20 PPM OCCURRED AT RECEPTOR REC36.

JOB: HSS FDR Air Quality No-Build/105' Jets

RUN: FDR DRIVE BET E 67TH-75TH STS/105' JETS

==========
Output Section
==========

NOTES PERTAINING TO THE REPORT

1. THE HIGHEST AVERAGE IN EACH OF THE FIRST TWO COLUMNS OF EACH TABLE BELOW ARE SUFFIXED BY AN ASTERISK (*). FOR PM OUTPUT, THERE IS ONLY ONE COLUMN AND ASTERISK FOR THE ANNUAL AVERAGE/PERIOD OF CONCERN TABLE.

2. THE NUMBERS IN PARENTHESES ARE THE JULIAN DAY AND ENDING HOUR FOR THE PRECEDING AVERAGE.

3. THE NUMBER OF CALM HOURS USED IN PRODUCING EACH AVERAGE ARE PREFIXED BY A C.

PRIMARY AVERAGES.

MAXIMUM 8-HOUR RUNNING NONOVERLAPPING AVERAGE CONCENTRATIONS
IN PARTS PER MILLION (PPM),
INCLUDING AMBIENT BACKGROUND CONCENTRATIONS.

Receptor Number	Highest Conc	Highest Ending Day Hr	Highest Calm	Second highest Conc	Second highest Ending Day Hr	Second highest Calm
1	1.10	(304,19)	C 2	1.08	(238,17)	C 2
2	1.07	(304,19)	C 2	1.03	(238,17)	C 2
3	1.12	(304,19)	C 2	1.02	(352,24)	C 2
4	1.17	(304,21)	C 2	1.05	(352,24)	C 2
5	1.17	(304,21)	C 2	1.07	(352,24)	C 2
6	1.15	(304,21)	C 2	1.05	(352,24)	C 2
7	1.12	(304,21)	C 2	1.05	(352,24)	C 2
8	1.17	(304,21)	C 2	1.07	(352,24)	C 2
9	1.13	(304,21)	C 2	1.07	(352,24)	C 2
10	1.17	(304,21)	C 2	1.07	(352,24)	C 2
11	1.13	(304,21)	C 2	1.07	(352,24)	C 2
12	1.10	(352,24)	C 2	1.10	(304,21)	C 2
13	1.18	(304,21)	C 2	1.10	(352,24)	C 2
14	1.15	(304,21)	C 2	1.10	(352,24)	C 2
15	1.10	(304,21)	C 2	1.07	(352,24)	C 2
16	1.10	(304,21)	C 2	1.03	(352,24)	C 2
17	1.07	(304,21)	C 2	1.00	(297,15)	C 1
18	1.12	(304,21)	C 2	1.03	(352,24)	C 2
19	1.08	(304,21)	C 2	1.03	(352,24)	C 2
20	1.03	(352,24)	C 2	1.03	(304,19)	C 2
21	1.03	(352,24)	C 2	1.03	(304,19)	C 2
22	1.08	(304,21)	C 2	1.05	(352,24)	C 2
23	1.08	(304,21)	C 2	1.05	(352,24)	C 2
24	1.08	(304,21)	C 2	1.07	(352,24)	C 2

JOB: HSS FDR Air Quality No-Build/105' Jets RUN: FDR DRIVE BET E 67TH-75TH STS/105' JETS

MAXIMUM 8-HOUR RUNNING NONOVERLAPPING AVERAGE CONCENTRATIONS
IN PARTS PER MILLION (PPM),
INCLUDING AMBIENT BACKGROUND CONCENTRATIONS.

Receptor Number	Highest Conc	Highest Ending Day Hr	Highest Calm	Second highest Conc	Second highest Ending Day Hr	Second highest Calm
25	1.08	(352,24)	C 2	1.07	(304,21)	C 2
26	1.12	(304,21)	C 2	1.08	(352,24)	C 2
27	1.13	(304,21)	C 2	1.10	(352,24)	C 2
28	1.17	(304,21)	C 2	1.10	(352,24)	C 2
29	1.20	(304,21)	C 2	1.08	(352,24)	C 2
30	1.22	(304,21)	C 2	1.19	(267,23)	C 0
31	1.40	(304,19)	C 2	1.29	(267,22)	C 0
32	1.58*	(304,19)	C 2	1.49*	(297,15)	C 1
33	1.57	(304,19)	C 2	1.49	(297,15)	C 1
34	1.48	(304,19)	C 2	1.43	(125,13)	C 2
35	1.42	(352,24)	C 2	1.37	(238,17)	C 2
36	1.41	(27,14)	C 0	1.37	(352,24)	C 2
37	1.33	(352,24)	C 2	1.29	(27,13)	C 0
38	1.20	(352,24)	C 2	1.15	(27,13)	C 0
39	1.07	(352,24)	C 2	1.03	(27,13)	C 0
40	1.07	(352,24)	C 2	.97	(304,21)	C 2
41	1.05	(352,24)	C 2	.98	(304,21)	C 2
42	.97	(304,21)	C 2	.97	(352,24)	C 2
43	.93	(352,24)	C 2	.93	(304,21)	C 2
44	.98	(352,24)	C 2	.92	(304,21)	C 2
45	.98	(352,24)	C 2	.97	(304,21)	C 2
46	1.00	(352,24)	C 2	.97	(304,21)	C 2
47	.98	(352,24)	C 2	.93	(304,21)	C 2
48	.95	(352,24)	C 2	.90	(304,21)	C 2
49	.95	(352,24)	C 2	.88	(304,21)	C 2
50	.98	(352,24)	C 2	.92	(304,21)	C 2
51	.98	(352,24)	C 2	.90	(304,21)	C 2
52	.98	(352,24)	C 2	.90	(304,21)	C 2
53	.95	(352,24)	C 2	.93	(304,21)	C 2
54	.97	(304,21)	C 2	.95	(352,24)	C 2
55	.95	(304,21)	C 2	.95	(352,24)	C 2
56	.95	(352,24)	C 2	.87	(304,21)	C 2
57	1.13	(304,19)	C 2	1.12	(238,17)	C 2
58	1.17	(297,15)	C 1	1.17	(304,19)	C 2
59	1.19	(297,15)	C 1	1.17	(304,19)	C 2
60	1.17	(297,15)	C 1	1.17	(304,19)	C 2

FIVE HIGHEST 1-HOUR END-TO-END AVERAGE CONCENTRATIONS IN PARTS PER MILLION
INCLUDING AMBIENT BACKGROUND CONCENTRATIONS.

Rcptr No.	Highest Conc	Highest Ending Day Hr	Highest Calm	Second Highest Conc	Second Highest Ending Day Hr	Second Highest Calm	Third Highest Conc	Third Highest Ending Day Hr	Third Highest Calm	Fourth Highest Conc	Fourth Highest Ending Day Hr	Fourth Highest Calm	Fifth Highest Conc	Fifth Highest Ending Day Hr	Fifth Highest Calm
1	2.10	(192,16)	C 0	2.10	(304,18)	C 0	2.00	(24,17)	C 0	1.80	(116,21)	C 0	1.80	(297,19)	C 0

JOB: HSS FDR Air Quality No-Build/105' Jets RUN: FDR DRIVE BET E 67TH-75TH STS/105' JETS

FIVE HIGHEST 1-HOUR END-TO-END AVERAGE CONCENTRATIONS IN PARTS PER MILLION
INCLUDING AMBIENT BACKGROUND CONCENTRATIONS.

Rcptr	Highest			Second Highest			Third Highest			Fourth Highest			Fifth Highest		
No.	Conc	Ending Day Hr	Calm	Conc	Ending Day Hr	Calm	Conc	Ending Day Hr	Calm	Conc	Ending Day Hr	Calm	Conc	Ending Day Hr	Calm
2	2.20	(24,17)	C 0	2.00	(21, 8)	C 0	2.00	(192,16)	C 0	2.00	(304,18)	C 0	2.00	(308,15)	C 0
3	2.20	(21, 8)	C 0	2.10	(304,18)	C 0	2.00	(24,17)	C 0	2.00	(192,16)	C 0	1.90	(308,15)	C 0
4	2.30	(21, 8)	C 0	2.10	(24,17)	C 0	2.10	(304,18)	C 0	2.00	(192,16)	C 0	1.90	(47,10)	C 0
5	2.30	(21, 8)	C 0	2.10	(304,18)	C 0	2.00	(192,16)	C 0	1.90	(24,17)	C 0	1.90	(47,10)	C 0
6	2.20	(21, 8)	C 0	2.10	(304,18)	C 0	1.90	(24,17)	C 0	1.90	(47,10)	C 0	1.90	(225, 7)	C 0
7	2.10	(21, 8)	C 0	2.00	(304,18)	C 0	1.90	(192,16)	C 0	1.80	(225, 7)	C 0	1.80	(256, 8)	C 0
8	2.20	(21, 8)	C 0	2.10	(304,18)	C 0	2.00	(307,21)	C 0	1.90	(47,10)	C 0	1.90	(225, 7)	C 0
9	2.30	(21, 8)	C 0	2.10	(304,18)	C 0	2.00	(307,21)	C 0	1.90	(47,10)	C 0	1.90	(225, 7)	C 0
10	2.20	(21, 8)	C 0	2.10	(304,18)	C 0	2.00	(307,21)	C 0	1.90	(208,20)	C 0	1.90	(47,10)	C 0
11	2.20	(21, 8)	C 0	2.10	(304,18)	C 0	1.90	(225, 7)	C 0	1.90	(307,21)	C 0	1.90	(192,16)	C 0
12	2.10	(21, 8)	C 0	2.00	(304,18)	C 0	1.90	(225, 7)	C 0	1.90	(307,21)	C 0	1.90	(192,16)	C 0
13	2.10	(21, 8)	C 0	2.10	(304,18)	C 0	1.90	(225, 7)	C 0	1.90	(307,21)	C 0	1.90	(192,16)	C 0
14	2.10	(21, 8)	C 0	2.00	(225, 7)	C 0	2.00	(304,18)	C 0	1.90	(47,10)	C 0	1.90	(208,20)	C 0
15	2.20	(21, 8)	C 0	2.00	(225, 7)	C 0	1.90	(47,10)	C 0	1.90	(208,20)	C 0	1.90	(304,18)	C 0
16	2.10	(21, 8)	C 0	2.00	(225, 7)	C 0	1.90	(297,19)	C 0	1.90	(47,10)	C 0	1.90	(208,20)	C 0
17	2.00	(21, 8)	C 0	2.00	(225, 7)	C 0	1.90	(297,19)	C 0	1.90	(208,20)	C 0	1.90	(192,16)	C 0
18	2.10	(21, 8)	C 0	2.00	(208,20)	C 0	2.00	(225, 7)	C 0	1.90	(297,19)	C 0	1.90	(307,21)	C 0
19	2.10	(21, 8)	C 0	2.00	(208,20)	C 0	2.00	(225, 7)	C 0	1.90	(116,21)	C 0	1.90	(297,19)	C 0
20	2.10	(21, 8)	C 0	2.10	(208,20)	C 0	2.10	(225, 7)	C 0	1.90	(116,21)	C 0	1.90	(192,16)	C 0
21	2.10	(21, 8)	C 0	2.10	(208,20)	C 0	2.00	(192,16)	C 0	2.00	(225, 7)	C 0	1.80	(116,21)	C 0
22	2.20	(21, 8)	C 0	2.10	(192,16)	C 0	2.00	(208,20)	C 0	2.00	(225, 7)	C 0	1.90	(116,21)	C 0
23	2.20	(21, 8)	C 0	2.00	(192,16)	C 0	2.00	(225, 7)	C 0	1.90	(307,21)	C 0	1.90	(304,18)	C 0
24	2.20	(21, 8)	C 0	2.10	(192,16)	C 0	2.00	(225, 7)	C 0	1.90	(116,21)	C 0	1.90	(304,18)	C 0
25	2.20	(21, 8)	C 0	2.00	(192,16)	C 0	2.00	(225, 7)	C 0	1.90	(307,21)	C 0	1.90	(47,10)	C 0
26	2.20	(21, 8)	C 0	2.00	(307,21)	C 0	2.00	(192,16)	C 0	2.00	(225, 7)	C 0	2.00	(304,18)	C 0
27	2.20	(21, 8)	C 0	2.10	(304,18)	C 0	2.00	(116,21)	C 0	2.00	(192,16)	C 0	1.90	(307,21)	C 0
28	2.20	(21, 8)	C 0	2.10	(192,16)	C 0	2.10	(307,21)	C 0	2.10	(304,18)	C 0	1.90	(116,21)	C 0
29	2.20	(304,18)	C 0	2.20	(21, 8)	C 0	2.10	(307,21)	C 0	2.00	(116,21)	C 0	2.00	(192,16)	C 0
30	2.30	(304,18)	C 0	2.30	(307,21)	C 0	2.30	(192,16)	C 0	2.20	(21, 8)	C 0	2.10	(293,18)	C 0
31	2.60	(192,16)	C 0	2.60	(304,18)	C 0	2.40	(307,21)	C 0	2.30	(252, 8)	C 0	2.30	(293,18)	C 0
32	2.90	(192,16)	C 0	2.90*	(304,18)	C 0	2.80	(252, 8)	C 0	2.70	(293,18)	C 0	2.50	(307,21)	C 0
33	2.80	(192,16)	C 0	2.80	(304,18)	C 0	2.70	(252, 8)	C 0	2.70	(293,18)	C 0	2.60	(21, 8)	C 0
34	2.90	(21, 8)	C 0	2.60	(192,16)	C 0	2.60	(252, 8)	C 0	2.60	(293,18)	C 0	2.60	(304,18)	C 0
35	3.10	(21, 8)	C 0	2.70	(47,10)	C 0	2.60	(24,17)	C 0	2.50	(225, 7)	C 0	2.40	(192,16)	C 0
36	3.20*	(21, 8)	C 0	2.80	(47,10)	C 0	2.70	(225, 7)	C 0	2.60	(208,20)	C 0	2.50	(24,17)	C 0
37	2.80	(21, 8)	C 0	2.60	(208,20)	C 0	2.50	(225, 7)	C 0	2.30	(27, 8)	C 0	2.30	(47,10)	C 0
38	2.50	(225, 7)	C 0	2.40	(21, 8)	C 0	2.30	(208,20)	C 0	2.30	(47,10)	C 0	2.10	(27, 8)	C 0
39	2.30	(21, 8)	C 0	2.20	(208,20)	C 0	2.20	(225, 7)	C 0	2.00	(353,18)	C 0	2.00	(47,10)	C 0
40	2.10	(225, 7)	C 0	2.00	(21, 8)	C 0	2.00	(208,20)	C 0	1.80	(27, 8)	C 0	1.80	(29, 8)	C 0
41	2.10	(225, 7)	C 0	2.00	(208,20)	C 0	1.90	(21, 8)	C 0	1.70	(47,10)	C 0	1.70	(27, 8)	C 0
42	2.00	(21, 8)	C 0	1.90	(208,20)	C 0	1.90	(225, 7)	C 0	1.70	(27, 8)	C 0	1.70	(353,18)	C 0

JOB: HSS FDR Air Quality No-Build/105' Jets

RUN: FDR DRIVE BET E 67TH-75TH STS/105' JETS

FIVE HIGHEST 1-HOUR END-TO-END AVERAGE CONCENTRATIONS IN PARTS PER MILLION
INCLUDING AMBIENT BACKGROUND CONCENTRATIONS.

Rcptr	Highest			Second Highest			Third Highest			Fourth Highest			Fifth Highest		
		Ending			Ending			Ending			Ending			Ending	
No.	Conc	Day Hr	Calm	Conc	Day Hr	Calm	Conc	Day Hr	Calm	Conc	Day Hr	Calm	Conc	Day Hr	Calm
43	1.90	(21, 8)	C 0	1.90	(225, 7)	C 0	1.80	(208,20)	C 0	1.70	(192,16)	C 0	1.60	(29, 8)	C 0
44	1.90	(21, 8)	C 0	1.90	(225, 7)	C 0	1.80	(208,20)	C 0	1.70	(47,10)	C 0	1.70	(192,16)	C 0
45	2.00	(21, 8)	C 0	1.80	(192,16)	C 0	1.80	(208,20)	C 0	1.80	(225, 7)	C 0	1.70	(47,10)	C 0
46	2.00	(21, 8)	C 0	1.80	(47,10)	C 0	1.80	(192,16)	C 0	1.80	(208,20)	C 0	1.80	(225, 7)	C 0
47	1.80	(21, 8)	C 0	1.80	(47,10)	C 0	1.80	(208,20)	C 0	1.70	(192,16)	C 0	1.70	(225, 7)	C 0
48	1.80	(21, 8)	C 0	1.80	(208,20)	C 0	1.70	(47,10)	C 0	1.70	(192,16)	C 0	1.70	(225, 7)	C 0
49	1.80	(208,20)	C 0	1.70	(21, 8)	C 0	1.70	(225, 7)	C 0	1.60	(307,21)	C 0	1.60	(47,10)	C 0
50	1.80	(21, 8)	C 0	1.80	(225, 7)	C 0	1.70	(208,20)	C 0	1.60	(47,10)	C 0	1.60	(192,16)	C 0
51	1.80	(21, 8)	C 0	1.80	(225, 7)	C 0	1.70	(208,20)	C 0	1.60	(27, 8)	C 0	1.60	(47,10)	C 0
52	1.80	(21, 8)	C 0	1.80	(304,18)	C 0	1.70	(208,20)	C 0	1.70	(225, 7)	C 0	1.60	(192,16)	C 0
53	1.80	(304,18)	C 0	1.70	(21, 8)	C 0	1.70	(208,20)	C 0	1.60	(27, 8)	C 0	1.60	(47,10)	C 0
54	1.80	(21, 8)	C 0	1.80	(304,18)	C 0	1.70	(208,20)	C 0	1.70	(225, 7)	C 0	1.60	(27, 8)	C 0
55	1.80	(21, 8)	C 0	1.80	(304,18)	C 0	1.70	(192,16)	C 0	1.70	(208,20)	C 0	1.70	(225, 7)	C 0
56	1.80	(21, 8)	C 0	1.70	(208,20)	C 0	1.70	(225, 7)	C 0	1.60	(47,10)	C 0	1.60	(304,18)	C 0
57	2.20	(192,16)	C 0	2.00	(24,17)	C 0	2.00	(304,18)	C 0	1.90	(11, 8)	C 0	1.70	(21, 8)	C 0
58	2.20	(192,16)	C 0	2.00	(304,18)	C 0	1.90	(11, 8)	C 0	1.90	(286,19)	C 0	1.90	(293,18)	C 0
59	2.20	(192,16)	C 0	2.00	(252, 8)	C 0	2.00	(304,18)	C 0	1.90	(11, 8)	C 0	1.90	(286,19)	C 0
60	2.20	(192,16)	C 0	2.10	(304,18)	C 0	2.00	(252, 8)	C 0	1.90	(293,18)	C 0	1.90	(328,20)	C 0

MAXIMUM 8-HOUR AVERAGED LINK CONTRIBUTIONS
IN PARTS PER MILLION (PPM)
INCLUDING AMBIENT BACKGROUND CONCENTRATIONS.

Rcptr	Total	Ending	Ambient	Total	Link	Link	Link	Link	Link	Link	Link	Link	Link	Link
No.	Conc	Day Hr	Backgnd	Link	+1	+2	+3	+4	+5	+6	+7	+8	+9	+10
1	1.10	(304,19)	.00	1.10	.02	.67	.00	.00	.00	.00	.37	.02	.00	.02
			Links	10+	.00	.02	.00	.00	.00	.00	.00	.00	.00	.00
2	1.07	(304,19)	.00	1.07	.00	.68	.00	.00	.00	.00	.37	.00	.00	.02
			Links	10+	.00	.00	.00	.00	.00	.00	.00	.00	.00	.00
3	1.12	(304,19)	.00	1.12	.00	.70	.02	.00	.00	.02	.37	.00	.00	.02
			Links	10+	.00	.00	.00	.00	.00	.00	.00	.00	.00	.00
4	1.17	(304,21)	.00	1.17	.07	.68	.02	.00	.00	.02	.30	.03	.00	.02
			Links	10+	.00	.03	.00	.00	.00	.00	.00	.00	.00	.00
5	1.17	(304,21)	.00	1.17	.05	.70	.02	.00	.00	.02	.30	.03	.00	.02
			Links	10+	.00	.03	.00	.00	.00	.00	.00	.00	.00	.00
6	1.15	(304,21)	.00	1.15	.03	.68	.02	.00	.00	.02	.32	.03	.00	.02
			Links	10+	.00	.03	.00	.00	.00	.00	.00	.00	.00	.00
7	1.12	(304,21)	.00	1.12	.03	.67	.02	.00	.00	.02	.30	.03	.00	.02
			Links	10+	.00	.03	.00	.00	.00	.00	.00	.00	.00	.00

JOB: HSS FDR Air Quality No-Build/105' Jets

RUN: FDR DRIVE BET E 67TH-75TH STS/105' JETS

LINK CONTRIBUTION TABLES

MAXIMUM 8-HOUR AVERAGED LINK CONTRIBUTIONS
IN PARTS PER MILLION (PPM)
INCLUDING AMBIENT BACKGROUND CONCENTRATIONS.

Rcptr No.	Total Conc	Ending Day Hr	Ambient Backgnd	Total Link	Link +1	Link +2	Link +3	Link +4	Link +5	Link +6	Link +7	Link +8	Link +9	Link +10
8	1.17	(304,21)	.00	1.17	.02	.73	.02	.00	.00	.02	.32	.03	.00	.02
				Links 10+	.00	.02	.00	.00	.00	.00	.00	.00	.00	.00
9	1.13	(304,21)	.00	1.13	.02	.70	.02	.00	.00	.02	.33	.02	.00	.02
				Links 10+	.00	.02	.00	.00	.00	.00	.00	.00	.00	.00
10	1.17	(304,21)	.00	1.17	.02	.73	.02	.00	.00	.02	.33	.02	.00	.02
				Links 10+	.00	.02	.00	.00	.00	.00	.00	.00	.00	.00
11	1.13	(304,21)	.00	1.13	.02	.70	.02	.00	.00	.02	.33	.02	.00	.02
				Links 10+	.00	.02	.00	.00	.00	.00	.00	.00	.00	.00
12	1.10	(352,24)	.00	1.10	.05	.68	.00	.00	.00	.00	.27	.05	.00	.00
				Links 10+	.00	.05	.00	.00	.00	.00	.00	.00	.00	.00
13	1.18	(304,21)	.00	1.18	.02	.73	.02	.00	.00	.02	.35	.02	.00	.02
				Links 10+	.00	.02	.00	.00	.00	.00	.00	.00	.00	.00
14	1.15	(304,21)	.00	1.15	.02	.72	.02	.00	.00	.02	.33	.02	.00	.02
				Links 10+	.00	.02	.00	.00	.00	.00	.00	.00	.00	.00
15	1.10	(304,21)	.00	1.10	.02	.70	.02	.00	.00	.02	.30	.02	.00	.02
				Links 10+	.00	.02	.00	.00	.00	.00	.00	.00	.00	.00
16	1.10	(304,21)	.00	1.10	.02	.70	.02	.00	.00	.02	.30	.02	.00	.02
				Links 10+	.00	.02	.00	.00	.00	.00	.00	.00	.00	.00
17	1.07	(304,21)	.00	1.07	.00	.70	.02	.00	.00	.02	.30	.02	.00	.00
				Links 10+	.02	.00	.00	.00	.00	.00	.00	.00	.00	.00
18	1.12	(304,21)	.00	1.12	.00	.73	.02	.00	.00	.02	.32	.02	.00	.00
				Links 10+	.02	.00	.00	.00	.00	.00	.00	.00	.00	.00
19	1.08	(304,21)	.00	1.08	.00	.70	.02	.00	.00	.02	.32	.02	.00	.00
				Links 10+	.02	.00	.00	.00	.00	.00	.00	.00	.00	.00
20	1.03	(352,24)	.00	1.03	.00	.72	.00	.00	.00	.00	.32	.00	.00	.00
				Links 10+	.00	.00	.00	.00	.00	.00	.00	.00	.00	.00
21	1.03	(352,24)	.00	1.03	.00	.72	.00	.00	.00	.00	.32	.00	.00	.00
				Links 10+	.00	.00	.00	.00	.00	.00	.00	.00	.00	.00
22	1.08	(304,21)	.00	1.08	.00	.70	.03	.00	.02	.03	.28	.00	.00	.00
				Links 10+	.02	.00	.00	.00	.00	.00	.00	.00	.00	.00
23	1.08	(304,21)	.00	1.08	.00	.70	.03	.00	.02	.05	.27	.00	.00	.00
				Links 10+	.02	.00	.00	.00	.00	.00	.00	.00	.00	.00
24	1.08	(304,21)	.00	1.08	.00	.68	.03	.00	.02	.05	.28	.00	.00	.00
				Links 10+	.02	.00	.00	.00	.00	.00	.00	.00	.00	.00
25	1.08	(352,24)	.00	1.08	.00	.73	.00	.00	.00	.00	.35	.00	.00	.00
				Links 10+	.00	.00	.00	.00	.00	.00	.00	.00	.00	.00
26	1.12	(304,21)	.00	1.12	.00	.67	.07	.00	.02	.05	.27	.00	.00	.00
				Links 10+	.05	.00	.00	.00	.00	.00	.00	.00	.00	.00

JOB: HSS FDR Air Quality No-Build/105' Jets

RUN: FDR DRIVE BET E 67TH-75TH STS/105' JETS

LINK CONTRIBUTION TABLES

MAXIMUM 8-HOUR AVERAGED LINK CONTRIBUTIONS
IN PARTS PER MILLION (PPM)
INCLUDING AMBIENT BACKGROUND CONCENTRATIONS.

Rcptr No.	Total Conc	Ending Day Hr	Ambient Backgnd	Total Link	Link +1	Link +2	Link +3	Link +4	Link +5	Link +6	Link +7	Link +8	Link +9	Link +10
27	1.13	(304,21)	.00	1.13	.00	.67	.07	.02	.02	.07	.23	.00	.02	.00
				Links 10+	.05	.00	.00	.00	.00	.00	.00	.00	.00	.00
28	1.17	(304,21)	.00	1.17	.00	.63	.08	.02	.02	.10	.22	.00	.02	.00
				Links 10+	.08	.00	.00	.00	.00	.00	.00	.00	.00	.00
29	1.20	(304,21)	.00	1.20	.00	.60	.12	.02	.02	.13	.18	.00	.02	.00
				Links 10+	.12	.00	.00	.00	.00	.00	.00	.00	.00	.00
30	1.22	(304,21)	.00	1.22	.00	.52	.18	.02	.02	.17	.12	.00	.02	.00
				Links 10+	.18	.00	.00	.00	.00	.00	.00	.00	.00	.00
31	1.40	(304,19)	.00	1.40	.00	.27	.33	.02	.02	.23	.05	.00	.03	.00
				Links 10+	.45	.00	.00	.00	.00	.00	.00	.00	.00	.00
32	1.58	(304,19)	.00	1.58	.00	.00	.57	.02	.02	.27	.00	.00	.03	.00
				Links 10+	.68	.00	.00	.00	.00	.00	.00	.00	.00	.00
33	1.57	(304,19)	.00	1.57	.00	.00	.57	.02	.02	.28	.00	.00	.03	.00
				Links 10+	.65	.00	.00	.00	.00	.00	.00	.00	.00	.00
34	1.48	(304,19)	.00	1.48	.00	.00	.57	.02	.02	.28	.00	.00	.03	.00
				Links 10+	.57	.00	.00	.00	.00	.00	.00	.00	.00	.00
35	1.42	(352,24)	.00	1.42	.00	.25	.38	.00	.00	.08	.20	.00	.02	.00
				Links 10+	.48	.00	.00	.00	.00	.00	.00	.00	.00	.00
36	1.41	(27,14)	.00	1.41	.00	.21	.35	.00	.00	.08	.24	.00	.00	.00
				Links 10+	.54	.00	.00	.00	.00	.00	.00	.00	.00	.00
37	1.33	(352,24)	.00	1.33	.00	.18	.47	.00	.00	.13	.17	.00	.02	.00
				Links 10+	.37	.00	.00	.00	.00	.00	.00	.00	.00	.00
38	1.20	(352,24)	.00	1.20	.00	.15	.48	.00	.00	.15	.15	.00	.02	.00
				Links 10+	.25	.00	.00	.00	.00	.00	.00	.00	.00	.00
39	1.07	(352,24)	.00	1.07	.00	.12	.48	.00	.00	.15	.13	.00	.02	.00
				Links 10+	.17	.00	.00	.00	.00	.00	.00	.00	.00	.00
40	1.07	(352,24)	.00	1.07	.00	.12	.52	.00	.00	.15	.13	.00	.02	.00
				Links 10+	.13	.00	.00	.00	.00	.00	.00	.00	.00	.00
41	1.05	(352,24)	.00	1.05	.00	.10	.52	.00	.00	.18	.12	.00	.02	.00
				Links 10+	.12	.00	.00	.00	.00	.00	.00	.00	.00	.00
42	.97	(304,21)	.00	.97	.00	.03	.58	.02	.02	.23	.03	.00	.03	.00
				Links 10+	.02	.00	.00	.00	.00	.00	.00	.00	.00	.00
43	.93	(352,24)	.00	.93	.00	.07	.52	.00	.00	.20	.07	.00	.02	.00
				Links 10+	.07	.00	.00	.00	.00	.00	.00	.00	.00	.00
44	.98	(352,24)	.00	.98	.00	.07	.55	.00	.00	.22	.07	.00	.02	.00
				Links 10+	.07	.00	.00	.00	.00	.00	.00	.00	.00	.00
45	.98	(352,24)	.00	.98	.00	.07	.57	.00	.00	.22	.07	.00	.02	.00
				Links 10+	.05	.00	.00	.00	.00	.00	.00	.00	.00	.00

DATE : 7/17/ 8
TIME : 15:35: 6

JOB: HSS FDR Air Quality No-Build/105' Jets

RUN: FDR DRIVE BET E 67TH-75TH STS/105' JETS

LINK CONTRIBUTION TABLES

MAXIMUM 8-HOUR AVERAGED LINK CONTRIBUTIONS
IN PARTS PER MILLION (PPM)
INCLUDING AMBIENT BACKGROUND CONCENTRATIONS.

Rcptr No.	Total Conc	Ending Day Hr	Ambient Backgnd	Total Link	Link +1	Link +2	Link +3	Link +4	Link +5	Link +6	Link +7	Link +8	Link +9	Link +10
46	1.00	(352,24)	.00	1.00	.00	.07	.57	.00	.00	.23	.07	.00	.02	.00
			Links	10+	.05	.00	.00	.00	.00	.00	.00	.00	.00	.00
47	.98	(352,24)	.00	.98	.00	.07	.57	.00	.00	.23	.07	.00	.02	.00
			Links	10+	.03	.00	.00	.00	.00	.00	.00	.00	.00	.00
48	.95	(352,24)	.00	.95	.00	.07	.57	.00	.00	.23	.07	.00	.02	.00
			Links	10+	.00	.00	.00	.00	.00	.00	.00	.00	.00	.00
49	.95	(352,24)	.00	.95	.00	.07	.57	.00	.00	.23	.07	.00	.02	.00
			Links	10+	.00	.00	.00	.00	.00	.00	.00	.00	.00	.00
50	.98	(352,24)	.00	.98	.00	.07	.58	.00	.00	.25	.07	.00	.02	.00
			Links	10+	.00	.00	.00	.00	.00	.00	.00	.00	.00	.00
51	.98	(352,24)	.00	.98	.00	.07	.58	.00	.00	.25	.07	.00	.02	.00
			Links	10+	.00	.00	.00	.00	.00	.00	.00	.00	.00	.00
52	.98	(352,24)	.00	.98	.00	.07	.58	.00	.00	.25	.07	.00	.02	.00
			Links	10+	.00	.00	.00	.00	.00	.00	.00	.00	.00	.00
53	.95	(352,24)	.00	.95	.00	.05	.58	.00	.00	.25	.05	.00	.02	.00
			Links	10+	.00	.00	.00	.00	.00	.00	.00	.00	.00	.00
54	.97	(304,21)	.00	.97	.00	.02	.45	.18	.18	.12	.02	.00	.00	.00
			Links	10+	.00	.00	.00	.00	.00	.00	.00	.00	.00	.00
55	.95	(304,21)	.00	.95	.00	.02	.35	.27	.23	.07	.02	.00	.00	.00
			Links	10+	.00	.00	.00	.00	.00	.00	.00	.00	.00	.00
56	.95	(352,24)	.00	.95	.00	.05	.48	.10	.08	.18	.05	.00	.00	.00
			Links	10+	.00	.00	.00	.00	.00	.00	.00	.00	.00	.00
57	1.13	(304,19)	.00	1.13	.28	.38	.00	.00	.00	.00	.30	.07	.00	.02
			Links	10+	.00	.08	.00	.00	.00	.00	.00	.00	.00	.00
58	1.17	(297,15)	.00	1.17	.41	.11	.00	.00	.00	.00	.19	.19	.00	.00
			Links	10+	.00	.27	.00	.00	.00	.00	.00	.00	.00	.00
59	1.19	(297,15)	.00	1.19	.43	.06	.00	.00	.00	.00	.10	.26	.00	.00
			Links	10+	.00	.34	.00	.00	.00	.00	.00	.00	.00	.00
60	1.17	(297,15)	.00	1.17	.44	.06	.00	.00	.00	.00	.07	.27	.00	.00
			Links	10+	.00	.33	.00	.00	.00	.00	.00	.00	.00	.00

JOB: HSS FDR Air Quality No-Build/105' Jets

RUN: FDR DRIVE BET E 67TH-75TH STS/105' JETS

LINK CONTRIBUTION TABLES

SECOND HIGHEST 8-HOUR AVERAGED LINK CONTRIBUTIONS
IN PARTS PER MILLION (PPM)
INCLUDING AMBIENT BACKGROUND CONCENTRATIONS.

Rcptr No.	Total Conc	Ending Day Hr	Ambient Backgnd	Total Link	Link +1	Link +2	Link +3	Link +4	Link +5	Link +6	Link +7	Link +8	Link +9	Link +10
1	1.08	(238,17)	.00	1.08	.25	.27	.00	.00	.00	.00	.13	.18	.00	.00
				Links 10+	.00	.25	.00	.00	.00	.00	.00	.00	.00	.00
2	1.03	(238,17)	.00	1.03	.03	.57	.00	.00	.00	.00	.25	.07	.00	.00
				Links 10+	.00	.12	.00	.00	.00	.00	.00	.00	.00	.00
3	1.02	(352,24)	.00	1.02	.23	.40	.00	.00	.00	.00	.10	.17	.00	.00
				Links 10+	.00	.12	.00	.00	.00	.00	.00	.00	.00	.00
4	1.05	(352,24)	.00	1.05	.17	.48	.00	.00	.00	.00	.12	.15	.00	.00
				Links 10+	.00	.13	.00	.00	.00	.00	.00	.00	.00	.00
5	1.07	(352,24)	.00	1.07	.13	.53	.00	.00	.00	.00	.15	.15	.00	.00
				Links 10+	.00	.10	.00	.00	.00	.00	.00	.00	.00	.00
6	1.05	(352,24)	.00	1.05	.12	.57	.00	.00	.00	.00	.17	.12	.00	.00
				Links 10+	.00	.08	.00	.00	.00	.00	.00	.00	.00	.00
7	1.05	(352,24)	.00	1.05	.08	.58	.00	.00	.00	.00	.20	.10	.00	.00
				Links 10+	.00	.08	.00	.00	.00	.00	.00	.00	.00	.00
8	1.07	(352,24)	.00	1.07	.07	.63	.00	.00	.00	.00	.22	.08	.00	.00
				Links 10+	.00	.07	.00	.00	.00	.00	.00	.00	.00	.00
9	1.07	(352,24)	.00	1.07	.07	.63	.00	.00	.00	.00	.22	.08	.00	.00
				Links 10+	.00	.07	.00	.00	.00	.00	.00	.00	.00	.00
10	1.07	(352,24)	.00	1.07	.07	.65	.00	.00	.00	.00	.23	.07	.00	.00
				Links 10+	.00	.05	.00	.00	.00	.00	.00	.00	.00	.00
11	1.07	(352,24)	.00	1.07	.05	.67	.00	.00	.00	.00	.25	.05	.00	.00
				Links 10+	.00	.05	.00	.00	.00	.00	.00	.00	.00	.00
12	1.10	(304,21)	.00	1.10	.02	.68	.02	.00	.00	.02	.32	.02	.00	.02
				Links 10+	.00	.02	.00	.00	.00	.00	.00	.00	.00	.00
13	1.10	(352,24)	.00	1.10	.05	.68	.00	.00	.00	.00	.28	.05	.00	.00
				Links 10+	.00	.03	.00	.00	.00	.00	.00	.00	.00	.00
14	1.10	(352,24)	.00	1.10	.03	.68	.00	.00	.00	.00	.30	.05	.00	.00
				Links 10+	.00	.03	.00	.00	.00	.00	.00	.00	.00	.00
15	1.07	(352,24)	.00	1.07	.02	.68	.00	.00	.00	.00	.30	.05	.00	.00
				Links 10+	.00	.02	.00	.00	.00	.00	.00	.00	.00	.00
16	1.03	(352,24)	.00	1.03	.00	.68	.00	.00	.00	.00	.30	.05	.00	.00
				Links 10+	.00	.00	.00	.00	.00	.00	.00	.00	.00	.00
17	1.00	(297,15)	.00	1.00	.00	.63	.00	.00	.00	.00	.37	.00	.00	.00
				Links 10+	.00	.00	.00	.00	.00	.00	.00	.00	.00	.00
18	1.03	(352,24)	.00	1.03	.00	.72	.00	.00	.00	.00	.32	.00	.00	.00
				Links 10+	.00	.00	.00	.00	.00	.00	.00	.00	.00	.00
19	1.03	(352,24)	.00	1.03	.00	.72	.00	.00	.00	.00	.32	.00	.00	.00
				Links 10+	.00	.00	.00	.00	.00	.00	.00	.00	.00	.00

DATE : 7/17/ 8
TIME : 15:35: 6

JOB: HSS FDR Air Quality No-Build/105' Jets

RUN: FDR DRIVE BET E 67TH-75TH STS/105' JETS

LINK CONTRIBUTION TABLES

SECOND HIGHEST 8-HOUR AVERAGED LINK CONTRIBUTIONS
IN PARTS PER MILLION (PPM)
INCLUDING AMBIENT BACKGROUND CONCENTRATIONS.

Rcptr No.	Total Conc	Ending Day Hr	Ambient Backgnd	Total Link	Link +1	Link +2	Link +3	Link +4	Link +5	Link +6	Link +7	Link +8	Link +9	Link +10
20	1.03	(304,19)	.00	1.03	.00	.65	.02	.00	.00	.02	.33	.00	.00	.00
				Links 10+	.02	.00	.00	.00	.00	.00	.00	.00	.00	.00
21	1.03	(304,19)	.00	1.03	.00	.65	.02	.00	.00	.02	.33	.00	.00	.00
				Links 10+	.02	.00	.00	.00	.00	.00	.00	.00	.00	.00
22	1.05	(352,24)	.00	1.05	.00	.73	.00	.00	.00	.00	.32	.00	.00	.00
				Links 10+	.00	.00	.00	.00	.00	.00	.00	.00	.00	.00
23	1.05	(352,24)	.00	1.05	.00	.73	.00	.00	.00	.00	.32	.00	.00	.00
				Links 10+	.00	.00	.00	.00	.00	.00	.00	.00	.00	.00
24	1.07	(352,24)	.00	1.07	.00	.75	.00	.00	.00	.00	.32	.00	.00	.00
				Links 10+	.00	.00	.00	.00	.00	.00	.00	.00	.00	.00
25	1.07	(304,21)	.00	1.07	.00	.68	.03	.00	.02	.05	.27	.00	.00	.00
				Links 10+	.02	.00	.00	.00	.00	.00	.00	.00	.00	.00
26	1.08	(352,24)	.00	1.08	.00	.73	.00	.00	.00	.00	.35	.00	.00	.00
				Links 10+	.00	.00	.00	.00	.00	.00	.00	.00	.00	.00
27	1.10	(352,24)	.00	1.10	.00	.75	.00	.00	.00	.00	.35	.00	.00	.00
				Links 10+	.00	.00	.00	.00	.00	.00	.00	.00	.00	.00
28	1.10	(352,24)	.00	1.10	.00	.75	.00	.00	.00	.00	.35	.00	.00	.00
				Links 10+	.00	.00	.00	.00	.00	.00	.00	.00	.00	.00
29	1.08	(352,24)	.00	1.08	.00	.75	.00	.00	.00	.00	.33	.00	.00	.00
				Links 10+	.00	.00	.00	.00	.00	.00	.00	.00	.00	.00
30	1.19	(267,23)	.00	1.19	.00	.26	.33	.01	.03	.23	.00	.00	.01	.00
				Links 10+	.33	.00	.00	.00	.00	.00	.00	.00	.00	.00
31	1.29	(267,22)	.00	1.29	.00	.11	.44	.01	.03	.24	.01	.00	.01	.00
				Links 10+	.44	.00	.00	.00	.00	.00	.00	.00	.00	.00
32	1.49	(297,15)	.00	1.49	.00	.03	.47	.00	.00	.27	.03	.00	.01	.00
				Links 10+	.67	.00	.00	.00	.00	.00	.00	.00	.00	.00
33	1.49	(297,15)	.00	1.49	.00	.00	.47	.00	.00	.30	.00	.00	.01	.00
				Links 10+	.70	.00	.00	.00	.00	.00	.00	.00	.00	.00
34	1.43	(125,13)	.00	1.43	.00	.02	.47	.00	.00	.23	.03	.00	.03	.00
				Links 10+	.65	.00	.00	.00	.00	.00	.00	.00	.00	.00
35	1.37	(238,17)	.00	1.37	.00	.00	.47	.00	.00	.28	.00	.00	.00	.00
				Links 10+	.62	.00	.00	.00	.00	.00	.00	.00	.00	.00
36	1.37	(352,24)	.00	1.37	.00	.22	.43	.00	.00	.10	.18	.00	.02	.00
				Links 10+	.42	.00	.00	.00	.00	.00	.00	.00	.00	.00
37	1.29	(27,13)	.00	1.29	.00	.19	.39	.00	.00	.10	.21	.00	.00	.00
				Links 10+	.40	.00	.00	.00	.00	.00	.00	.00	.00	.00
38	1.15	(27,13)	.00	1.15	.00	.15	.40	.00	.00	.13	.20	.00	.00	.00
				Links 10+	.27	.00	.00	.00	.00	.00	.00	.00	.00	.00

JOB: HSS FDR Air Quality No-Build/105' Jets

RUN: FDR DRIVE BET E 67TH-75TH STS/105' JETS

LINK CONTRIBUTION TABLES

SECOND HIGHEST 8-HOUR AVERAGED LINK CONTRIBUTIONS
IN PARTS PER MILLION (PPM)
INCLUDING AMBIENT BACKGROUND CONCENTRATIONS.

Rcptr No.	Total Conc	Ending Day Hr	Ambient Backgnd	Total Link	Link +1	Link +2	Link +3	Link +4	Link +5	Link +6	Link +7	Link +8	Link +9	Link +10
39	1.03	(27,13)	.00	1.02	.00	.11	.41	.00	.00	.14	.16	.00	.00	.00
			Links	10+	.20	.00	.00	.00	.00	.00	.00	.00	.00	.00
40	.97	(304,21)	.00	.97	.00	.03	.57	.02	.02	.23	.03	.00	.03	.00
			Links	10+	.03	.00	.00	.00	.00	.00	.00	.00	.00	.00
41	.98	(304,21)	.00	.98	.00	.03	.57	.02	.02	.25	.03	.00	.03	.00
			Links	10+	.03	.00	.00	.00	.00	.00	.00	.00	.00	.00
42	.97	(352,24)	.00	.97	.00	.08	.52	.00	.00	.18	.10	.00	.02	.00
			Links	10+	.07	.00	.00	.00	.00	.00	.00	.00	.00	.00
43	.93	(304,21)	.00	.93	.00	.03	.55	.02	.02	.23	.03	.00	.03	.00
			Links	10+	.02	.00	.00	.00	.00	.00	.00	.00	.00	.00
44	.92	(304,21)	.00	.92	.00	.02	.57	.02	.02	.22	.03	.00	.03	.00
			Links	10+	.02	.00	.00	.00	.00	.00	.00	.00	.00	.00
45	.97	(304,21)	.00	.97	.00	.02	.58	.02	.05	.23	.02	.00	.03	.00
			Links	10+	.02	.00	.00	.00	.00	.00	.00	.00	.00	.00
46	.97	(304,21)	.00	.97	.00	.02	.57	.03	.05	.23	.02	.00	.03	.00
			Links	10+	.02	.00	.00	.00	.00	.00	.00	.00	.00	.00
47	.93	(304,21)	.00	.93	.00	.02	.55	.03	.05	.22	.02	.00	.03	.00
			Links	10+	.02	.00	.00	.00	.00	.00	.00	.00	.00	.00
48	.90	(304,21)	.00	.90	.00	.02	.53	.03	.05	.20	.02	.00	.03	.00
			Links	10+	.02	.00	.00	.00	.00	.00	.00	.00	.00	.00
49	.88	(304,21)	.00	.88	.00	.02	.52	.05	.05	.20	.02	.00	.03	.00
			Links	10+	.00	.00	.00	.00	.00	.00	.00	.00	.00	.00
50	.92	(304,21)	.00	.92	.00	.02	.53	.05	.07	.22	.02	.00	.02	.00
			Links	10+	.00	.00	.00	.00	.00	.00	.00	.00	.00	.00
51	.90	(304,21)	.00	.90	.00	.02	.52	.07	.10	.18	.02	.00	.00	.00
			Links	10+	.00	.00	.00	.00	.00	.00	.00	.00	.00	.00
52	.90	(304,21)	.00	.90	.00	.02	.50	.08	.12	.17	.02	.00	.00	.00
			Links	10+	.00	.00	.00	.00	.00	.00	.00	.00	.00	.00
53	.93	(304,21)	.00	.93	.00	.02	.47	.13	.15	.15	.02	.00	.00	.00
			Links	10+	.00	.00	.00	.00	.00	.00	.00	.00	.00	.00
54	.95	(352,24)	.00	.95	.00	.05	.58	.00	.02	.25	.05	.00	.00	.00
			Links	10+	.00	.00	.00	.00	.00	.00	.00	.00	.00	.00
55	.95	(352,24)	.00	.95	.00	.05	.57	.02	.05	.22	.05	.00	.00	.00
			Links	10+	.00	.00	.00	.00	.00	.00	.00	.00	.00	.00
56	.87	(304,21)	.00	.87	.00	.02	.15	.40	.23	.05	.02	.00	.00	.00
			Links	10+	.00	.00	.00	.00	.00	.00	.00	.00	.00	.00
57	1.12	(238,17)	.00	1.12	.42	.07	.00	.00	.00	.00	.07	.23	.00	.00
			Links	10+	.00	.33	.00	.00	.00	.00	.00	.00	.00	.00

JOB: HSS FDR Air Quality No-Build/105' Jets

RUN: FDR DRIVE BET E 67TH-75TH STS/105' JETS

LINK CONTRIBUTION TABLES

SECOND HIGHEST 8-HOUR AVERAGED LINK CONTRIBUTIONS
IN PARTS PER MILLION (PPM)
INCLUDING AMBIENT BACKGROUND CONCENTRATIONS.

Rcptr No.	Total Conc	Ending Day Hr	Ambient Backgnd	Total Link	Link +1	Link +2	Link +3	Link +4	Link +5	Link +6	Link +7	Link +8	Link +9	Link +10
58	1.17	(304,19)	.00	1.17	.40	.22	.00	.00	.00	.00	.25	.12	.00	.02
			Links	10+	.00	.17	.00	.00	.00	.00	.00	.00	.00	.00
59	1.17	(304,19)	.00	1.17	.43	.15	.00	.00	.00	.00	.17	.17	.00	.00
			Links	10+	.00	.25	.00	.00	.00	.00	.00	.00	.00	.00
60	1.17	(304,19)	.00	1.17	.47	.12	.00	.00	.00	.00	.12	.22	.00	.00
			Links	10+	.00	.25	.00	.00	.00	.00	.00	.00	.00	.00

MAXIMUM 1-HOUR AVERAGED LINK CONTRIBUTIONS
IN PARTS PER MILLION (PPM)
INCLUDING AMBIENT BACKGROUND CONCENTRATIONS.

Rcptr No.	Total Conc	Ending Day Hr	Ambient Backgnd	Total Link	Link +1	Link +2	Link +3	Link +4	Link +5	Link +6	Link +7	Link +8	Link +9	Link +10
1	2.10	(192,16)	.00	2.10	.20	1.10	.00	.00	.00	.00	.60	.10	.00	.00
			Links	10+	.00	.10	.00	.00	.00	.00	.00	.00	.00	.00
2	2.20	(24,17)	.00	2.20	.40	.60	.00	.00	.00	.00	.00	.50	.00	.00
			Links	10+	.00	.70	.00	.00	.00	.00	.00	.00	.00	.00
3	2.20	(21, 8)	.00	2.20	.50	.70	.00	.00	.00	.00	.00	.50	.00	.00
			Links	10+	.00	.50	.00	.00	.00	.00	.00	.00	.00	.00
4	2.30	(21, 8)	.00	2.30	.30	1.00	.00	.00	.00	.00	.10	.40	.00	.00
			Links	10+	.00	.50	.00	.00	.00	.00	.00	.00	.00	.00
5	2.30	(21, 8)	.00	2.30	.20	1.10	.00	.00	.00	.00	.20	.40	.00	.00
			Links	10+	.00	.40	.00	.00	.00	.00	.00	.00	.00	.00
6	2.20	(21, 8)	.00	2.20	.20	1.10	.00	.00	.00	.00	.30	.30	.00	.00
			Links	10+	.00	.30	.00	.00	.00	.00	.00	.00	.00	.00
7	2.10	(21, 8)	.00	2.10	.10	1.20	.00	.00	.00	.00	.40	.20	.00	.00
			Links	10+	.00	.20	.00	.00	.00	.00	.00	.00	.00	.00
8	2.20	(21, 8)	.00	2.20	.10	1.20	.00	.00	.00	.00	.50	.20	.00	.00
			Links	10+	.00	.20	.00	.00	.00	.00	.00	.00	.00	.00
9	2.30	(21, 8)	.00	2.30	.10	1.30	.00	.00	.00	.00	.50	.20	.00	.00
			Links	10+	.00	.20	.00	.00	.00	.00	.00	.00	.00	.00
10	2.20	(21, 8)	.00	2.20	.10	1.30	.00	.00	.00	.00	.60	.10	.00	.00
			Links	10+	.00	.10	.00	.00	.00	.00	.00	.00	.00	.00
11	2.20	(21, 8)	.00	2.20	.10	1.30	.00	.00	.00	.00	.60	.10	.00	.00
			Links	10+	.00	.10	.00	.00	.00	.00	.00	.00	.00	.00
12	2.10	(21, 8)	.00	2.10	.00	1.30	.00	.00	.00	.00	.60	.10	.00	.00
			Links	10+	.00	.10	.00	.00	.00	.00	.00	.00	.00	.00

JOB: HSS FDR Air Quality No-Build/105' Jets

RUN: FDR DRIVE BET E 67TH-75TH STS/105' JETS

LINK CONTRIBUTION TABLES

MAXIMUM 1-HOUR AVERAGED LINK CONTRIBUTIONS
IN PARTS PER MILLION (PPM)
INCLUDING AMBIENT BACKGROUND CONCENTRATIONS.

Rcptr No.	Total Conc	Ending Day Hr	Ambient Backgnd	Total Link	Link +1	Link +2	Link +3	Link +4	Link +5	Link +6	Link +7	Link +8	Link +9	Link +10
13	2.10	(21, 8)	.00	2.10	.00	1.30	.00	.00	.00	.00	.60	.10	.00	.00
				Links 10+	.00	.10	.00	.00	.00	.00	.00	.00	.00	.00
14	2.10	(21, 8)	.00	2.10	.00	1.30	.00	.00	.00	.00	.60	.10	.00	.00
				Links 10+	.00	.10	.00	.00	.00	.00	.00	.00	.00	.00
15	2.20	(21, 8)	.00	2.20	.00	1.30	.00	.00	.00	.00	.70	.10	.00	.00
				Links 10+	.00	.10	.00	.00	.00	.00	.00	.00	.00	.00
16	2.10	(21, 8)	.00	2.10	.00	1.30	.00	.00	.00	.00	.70	.10	.00	.00
				Links 10+	.00	.00	.00	.00	.00	.00	.00	.00	.00	.00
17	2.00	(21, 8)	.00	2.00	.00	1.30	.00	.00	.00	.00	.70	.00	.00	.00
				Links 10+	.00	.00	.00	.00	.00	.00	.00	.00	.00	.00
18	2.10	(21, 8)	.00	2.10	.00	1.40	.00	.00	.00	.00	.70	.00	.00	.00
				Links 10+	.00	.00	.00	.00	.00	.00	.00	.00	.00	.00
19	2.10	(21, 8)	.00	2.10	.00	1.40	.00	.00	.00	.00	.70	.00	.00	.00
				Links 10+	.00	.00	.00	.00	.00	.00	.00	.00	.00	.00
20	2.10	(21, 8)	.00	2.10	.00	1.40	.00	.00	.00	.00	.70	.00	.00	.00
				Links 10+	.00	.00	.00	.00	.00	.00	.00	.00	.00	.00
21	2.10	(21, 8)	.00	2.10	.00	1.40	.00	.00	.00	.00	.70	.00	.00	.00
				Links 10+	.00	.00	.00	.00	.00	.00	.00	.00	.00	.00
22	2.20	(21, 8)	.00	2.20	.00	1.40	.00	.00	.00	.00	.70	.00	.00	.10
				Links 10+	.00	.00	.00	.00	.00	.00	.00	.00	.00	.00
23	2.20	(21, 8)	.00	2.20	.00	1.40	.00	.00	.00	.00	.70	.00	.00	.10
				Links 10+	.00	.00	.00	.00	.00	.00	.00	.00	.00	.00
24	2.20	(21, 8)	.00	2.20	.00	1.40	.00	.00	.00	.00	.70	.00	.00	.10
				Links 10+	.00	.00	.00	.00	.00	.00	.00	.00	.00	.00
25	2.20	(21, 8)	.00	2.20	.00	1.40	.00	.00	.00	.00	.70	.00	.00	.10
				Links 10+	.00	.00	.00	.00	.00	.00	.00	.00	.00	.00
26	2.20	(21, 8)	.00	2.20	.00	1.40	.00	.00	.00	.00	.70	.00	.00	.10
				Links 10+	.00	.00	.00	.00	.00	.00	.00	.00	.00	.00
27	2.20	(21, 8)	.00	2.20	.00	1.40	.00	.00	.00	.00	.70	.00	.00	.10
				Links 10+	.00	.00	.00	.00	.00	.00	.00	.00	.00	.00
28	2.20	(21, 8)	.00	2.20	.00	1.40	.00	.00	.00	.00	.70	.00	.00	.10
				Links 10+	.00	.00	.00	.00	.00	.00	.00	.00	.00	.00
29	2.20	(304,18)	.00	2.20	.00	1.00	.20	.00	.00	.40	.20	.00	.10	.00
				Links 10+	.30	.00	.00	.00	.00	.00	.00	.00	.00	.00
30	2.30	(304,18)	.00	2.30	.00	.80	.40	.00	.00	.50	.00	.00	.10	.00
				Links 10+	.50	.00	.00	.00	.00	.00	.00	.00	.00	.00
31	2.60	(192,16)	.00	2.60	.00	.60	.60	.00	.00	.40	.20	.00	.10	.00
				Links 10+	.70	.00	.00	.00	.00	.00	.00	.00	.00	.00

DATE : 7/17/ 8
TIME : 15:35: 6

JOB: HSS FDR Air Quality No-Build/105' Jets

RUN: FDR DRIVE BET E 67TH-75TH STS/105' JETS

LINK CONTRIBUTION TABLES

MAXIMUM 1-HOUR AVERAGED LINK CONTRIBUTIONS
IN PARTS PER MILLION (PPM)
INCLUDING AMBIENT BACKGROUND CONCENTRATIONS.

Rcptr No.	Total Conc	Ending Day Hr	Ambient Backgnd	Total Link	Link +1	Link +2	Link +3	Link +4	Link +5	Link +6	Link +7	Link +8	Link +9	Link +10
32	2.90	(192,16)	.00	2.90	.00	.10	1.00	.00	.00	.50	.00	.00	.10	.00
				Links 10+	1.20	.00	.00	.00	.00	.00	.00	.00	.00	.00
33	2.80	(192,16)	.00	2.80	.00	.00	1.00	.00	.00	.50	.00	.00	.10	.00
				Links 10+	1.20	.00	.00	.00	.00	.00	.00	.00	.00	.00
34	2.90	(21, 8)	.00	2.90	.00	.60	.60	.00	.00	.00	.70	.00	.00	.10
				Links 10+	.90	.00	.00	.00	.00	.00	.00	.00	.00	.00
35	3.10	(21, 8)	.00	3.10	.00	.40	.80	.00	.00	.10	.60	.00	.00	.10
				Links 10+	1.10	.00	.00	.00	.00	.00	.00	.00	.00	.00
36	3.20	(21, 8)	.00	3.20	.00	.30	.90	.00	.00	.20	.50	.00	.00	.00
				Links 10+	1.30	.00	.00	.00	.00	.00	.00	.00	.00	.00
37	2.80	(21, 8)	.00	2.80	.00	.20	.90	.00	.00	.30	.40	.00	.00	.00
				Links 10+	1.00	.00	.00	.00	.00	.00	.00	.00	.00	.00
38	2.50	(225, 7)	.00	2.50	.00	.40	.80	.00	.00	.20	.50	.00	.00	.00
				Links 10+	.60	.00	.00	.00	.00	.00	.00	.00	.00	.00
39	2.30	(21, 8)	.00	2.30	.00	.20	1.00	.00	.00	.40	.30	.00	.00	.00
				Links 10+	.40	.00	.00	.00	.00	.00	.00	.00	.00	.00
40	2.10	(225, 7)	.00	2.10	.00	.30	.80	.00	.00	.20	.40	.00	.00	.00
				Links 10+	.40	.00	.00	.00	.00	.00	.00	.00	.00	.00
41	2.10	(225, 7)	.00	2.10	.00	.30	.90	.00	.00	.30	.30	.00	.00	.00
				Links 10+	.30	.00	.00	.00	.00	.00	.00	.00	.00	.00
42	2.00	(21, 8)	.00	2.00	.00	.10	1.00	.00	.00	.50	.20	.00	.10	.00
				Links 10+	.10	.00	.00	.00	.00	.00	.00	.00	.00	.00
43	1.90	(21, 8)	.00	1.90	.00	.10	1.00	.00	.00	.50	.10	.00	.10	.00
				Links 10+	.10	.00	.00	.00	.00	.00	.00	.00	.00	.00
44	1.90	(21, 8)	.00	1.90	.00	.10	1.00	.00	.00	.50	.10	.00	.10	.00
				Links 10+	.10	.00	.00	.00	.00	.00	.00	.00	.00	.00
45	2.00	(21, 8)	.00	2.00	.00	.10	1.10	.00	.00	.50	.10	.00	.10	.00
				Links 10+	.10	.00	.00	.00	.00	.00	.00	.00	.00	.00
46	2.00	(21, 8)	.00	2.00	.00	.10	1.10	.00	.00	.50	.10	.00	.10	.00
				Links 10+	.10	.00	.00	.00	.00	.00	.00	.00	.00	.00
47	1.80	(21, 8)	.00	1.80	.00	.00	1.10	.00	.00	.50	.10	.00	.10	.00
				Links 10+	.00	.00	.00	.00	.00	.00	.00	.00	.00	.00
48	1.80	(21, 8)	.00	1.80	.00	.00	1.10	.00	.00	.50	.10	.00	.10	.00
				Links 10+	.00	.00	.00	.00	.00	.00	.00	.00	.00	.00
49	1.80	(208,20)	.00	1.80	.00	.20	1.00	.00	.00	.30	.20	.00	.00	.00
				Links 10+	.10	.00	.00	.00	.00	.00	.00	.00	.00	.00
50	1.80	(21, 8)	.00	1.80	.00	.00	1.10	.00	.00	.50	.10	.00	.10	.00
				Links 10+	.00	.00	.00	.00	.00	.00	.00	.00	.00	.00

JOB: HSS FDR Air Quality No-Build/105' Jets

RUN: FDR DRIVE BET E 67TH-75TH STS/105' JETS

LINK CONTRIBUTION TABLES

MAXIMUM 1-HOUR AVERAGED LINK CONTRIBUTIONS
IN PARTS PER MILLION (PPM)
INCLUDING AMBIENT BACKGROUND CONCENTRATIONS.

Rcptr No.	Total Conc	Ending Day Hr	Ambient Backgnd	Total Link	Link +1	Link +2	Link +3	Link +4	Link +5	Link +6	Link +7	Link +8	Link +9	Link +10
51	1.80	(21, 8)	.00	1.80	.00	.00	1.10	.00	.00	.50	.10	.00	.10	.00
				Links 10+	.00	.00	.00	.00	.00	.00	.00	.00	.00	.00
52	1.80	(21, 8)	.00	1.80	.00	.00	1.10	.00	.00	.50	.10	.00	.10	.00
				Links 10+	.00	.00	.00	.00	.00	.00	.00	.00	.00	.00
53	1.80	(304,18)	.00	1.80	.00	.00	.80	.30	.50	.20	.00	.00	.00	.00
				Links 10+	.00	.00	.00	.00	.00	.00	.00	.00	.00	.00
54	1.80	(21, 8)	.00	1.80	.00	.00	1.10	.00	.00	.60	.00	.00	.10	.00
				Links 10+	.00	.00	.00	.00	.00	.00	.00	.00	.00	.00
55	1.80	(21, 8)	.00	1.80	.00	.00	1.10	.00	.00	.60	.00	.00	.10	.00
				Links 10+	.00	.00	.00	.00	.00	.00	.00	.00	.00	.00
56	1.80	(21, 8)	.00	1.80	.00	.00	1.10	.00	.00	.60	.00	.00	.10	.00
				Links 10+	.00	.00	.00	.00	.00	.00	.00	.00	.00	.00
57	2.20	(192,16)	.00	2.20	.60	.60	.00	.00	.00	.00	.50	.20	.00	.00
				Links 10+	.00	.30	.00	.00	.00	.00	.00	.00	.00	.00
58	2.20	(192,16)	.00	2.20	.70	.40	.00	.00	.00	.00	.40	.30	.00	.00
				Links 10+	.00	.40	.00	.00	.00	.00	.00	.00	.00	.00
59	2.20	(192,16)	.00	2.20	.80	.30	.00	.00	.00	.00	.30	.30	.00	.00
				Links 10+	.00	.50	.00	.00	.00	.00	.00	.00	.00	.00
60	2.20	(192,16)	.00	2.20	.90	.20	.00	.00	.00	.00	.20	.40	.00	.00
				Links 10+	.00	.50	.00	.00	.00	.00	.00	.00	.00	.00

SECOND HIGHEST 1-HOUR AVERAGED LINK CONTRIBUTIONS
IN PARTS PER MILLION (PPM)
INCLUDING AMBIENT BACKGROUND CONCENTRATIONS.

Rcptr No.	Total Conc	Ending Day Hr	Ambient Backgnd	Total Link	Link +1	Link +2	Link +3	Link +4	Link +5	Link +6	Link +7	Link +8	Link +9	Link +10
1	2.10	(304,18)	.00	2.10	.00	1.30	.00	.00	.00	.00	.70	.00	.00	.10
				Links 10+	.00	.00	.00	.00	.00	.00	.00	.00	.00	.00
2	2.00	(21, 8)	.00	2.00	.80	.30	.00	.00	.00	.00	.00	.50	.00	.00
				Links 10+	.00	.40	.00	.00	.00	.00	.00	.00	.00	.00
3	2.10	(304,18)	.00	2.10	.00	1.30	.00	.00	.00	.00	.70	.00	.00	.10
				Links 10+	.00	.00	.00	.00	.00	.00	.00	.00	.00	.00
4	2.10	(24,17)	.00	2.10	.10	1.10	.00	.00	.00	.00	.40	.20	.00	.00
				Links 10+	.00	.30	.00	.00	.00	.00	.00	.00	.00	.00
5	2.10	(304,18)	.00	2.10	.00	1.30	.00	.00	.00	.00	.70	.00	.00	.10
				Links 10+	.00	.00	.00	.00	.00	.00	.00	.00	.00	.00

JOB: HSS FDR Air Quality No-Build/105' Jets

RUN: FDR DRIVE BET E 67TH-75TH STS/105' JETS

LINK CONTRIBUTION TABLES

SECOND HIGHEST 1-HOUR AVERAGED LINK CONTRIBUTIONS
IN PARTS PER MILLION (PPM)
INCLUDING AMBIENT BACKGROUND CONCENTRATIONS.

Rcptr No.	Total Conc	Ending Day Hr	Ambient Backgnd	Total Link	Link +1	Link +2	Link +3	Link +4	Link +5	Link +6	Link +7	Link +8	Link +9	Link +10
6	2.10	(304,18)	.00	2.10	.00	1.30	.00	.00	.00	.00	.70	.00	.00	.10
				Links 10+	.00	.00	.00	.00	.00	.00	.00	.00	.00	.00
7	2.00	(304,18)	.00	2.00	.00	1.20	.00	.00	.00	.00	.70	.00	.00	.10
				Links 10+	.00	.00	.00	.00	.00	.00	.00	.00	.00	.00
8	2.10	(304,18)	.00	2.10	.00	1.30	.00	.00	.00	.00	.70	.00	.00	.10
				Links 10+	.00	.00	.00	.00	.00	.00	.00	.00	.00	.00
9	2.10	(304,18)	.00	2.10	.00	1.30	.00	.00	.00	.00	.70	.00	.00	.10
				Links 10+	.00	.00	.00	.00	.00	.00	.00	.00	.00	.00
10	2.10	(304,18)	.00	2.10	.00	1.30	.00	.00	.00	.00	.70	.00	.00	.10
				Links 10+	.00	.00	.00	.00	.00	.00	.00	.00	.00	.00
11	2.10	(304,18)	.00	2.10	.00	1.30	.00	.00	.00	.00	.70	.00	.00	.10
				Links 10+	.00	.00	.00	.00	.00	.00	.00	.00	.00	.00
12	2.00	(304,18)	.00	2.00	.00	1.20	.00	.00	.00	.00	.70	.00	.00	.10
				Links 10+	.00	.00	.00	.00	.00	.00	.00	.00	.00	.00
13	2.10	(304,18)	.00	2.10	.00	1.30	.00	.00	.00	.00	.70	.00	.00	.10
				Links 10+	.00	.00	.00	.00	.00	.00	.00	.00	.00	.00
14	2.00	(225, 7)	.00	2.00	.10	1.20	.00	.00	.00	.00	.50	.10	.00	.00
				Links 10+	.00	.10	.00	.00	.00	.00	.00	.00	.00	.00
15	2.00	(225, 7)	.00	2.00	.10	1.20	.00	.00	.00	.00	.50	.10	.00	.00
				Links 10+	.00	.10	.00	.00	.00	.00	.00	.00	.00	.00
16	2.00	(225, 7)	.00	2.00	.10	1.20	.00	.00	.00	.00	.50	.10	.00	.00
				Links 10+	.00	.10	.00	.00	.00	.00	.00	.00	.00	.00
17	2.00	(225, 7)	.00	2.00	.10	1.20	.00	.00	.00	.00	.50	.10	.00	.00
				Links 10+	.00	.10	.00	.00	.00	.00	.00	.00	.00	.00
18	2.00	(208,20)	.00	2.00	.10	1.30	.00	.00	.00	.00	.40	.10	.00	.00
				Links 10+	.00	.10	.00	.00	.00	.00	.00	.00	.00	.00
19	2.00	(208,20)	.00	2.00	.10	1.30	.00	.00	.00	.00	.40	.10	.00	.00
				Links 10+	.00	.10	.00	.00	.00	.00	.00	.00	.00	.00
20	2.10	(208,20)	.00	2.10	.10	1.30	.00	.00	.00	.00	.50	.10	.00	.00
				Links 10+	.00	.10	.00	.00	.00	.00	.00	.00	.00	.00
21	2.10	(208,20)	.00	2.10	.10	1.30	.00	.00	.00	.00	.50	.10	.00	.00
				Links 10+	.00	.10	.00	.00	.00	.00	.00	.00	.00	.00
22	2.10	(192,16)	.00	2.10	.00	1.30	.10	.00	.00	.10	.60	.00	.00	.00
				Links 10+	.00	.00	.00	.00	.00	.00	.00	.00	.00	.00
23	2.00	(192,16)	.00	2.00	.00	1.20	.10	.00	.00	.10	.60	.00	.00	.00
				Links 10+	.00	.00	.00	.00	.00	.00	.00	.00	.00	.00
24	2.10	(192,16)	.00	2.10	.00	1.20	.10	.00	.00	.10	.60	.00	.00	.00
				Links 10+	.10	.00	.00	.00	.00	.00	.00	.00	.00	.00

JOB: HSS FDR Air Quality No-Build/105' Jets

RUN: FDR DRIVE BET E 67TH-75TH STS/105' JETS

LINK CONTRIBUTION TABLES

SECOND HIGHEST 1-HOUR AVERAGED LINK CONTRIBUTIONS
IN PARTS PER MILLION (PPM)
INCLUDING AMBIENT BACKGROUND CONCENTRATIONS.

Rcptr No.	Total Conc	Ending Day Hr	Ambient Backgnd	Total Link	Link +1	Link +2	Link +3	Link +4	Link +5	Link +6	Link +7	Link +8	Link +9	Link +10
25	2.00	(192,16)	.00	2.00	.00	1.20	.10	.00	.00	.10	.50	.00	.00	.00
				Links 10+	.10	.00	.00	.00	.00	.00	.00	.00	.00	.00
26	2.00	(307,21)	.00	2.00	.00	.90	.30	.00	.10	.30	.20	.00	.00	.00
				Links 10+	.20	.00	.00	.00	.00	.00	.00	.00	.00	.00
27	2.10	(304,18)	.00	2.10	.00	1.20	.10	.00	.00	.20	.40	.00	.10	.00
				Links 10+	.10	.00	.00	.00	.00	.00	.00	.00	.00	.00
28	2.10	(192,16)	.00	2.10	.00	1.10	.20	.00	.00	.20	.40	.00	.00	.00
				Links 10+	.20	.00	.00	.00	.00	.00	.00	.00	.00	.00
29	2.20	(21, 8)	.00	2.20	.00	1.40	.00	.00	.00	.00	.70	.00	.00	.10
				Links 10+	.00	.00	.00	.00	.00	.00	.00	.00	.00	.00
30	2.30	(307,21)	.00	2.30	.00	.40	.70	.10	.10	.40	.00	.00	.00	.00
				Links 10+	.60	.00	.00	.00	.00	.00	.00	.00	.00	.00
31	2.60	(304,18)	.00	2.60	.00	.30	.70	.00	.00	.50	.00	.00	.10	.00
				Links 10+	1.00	.00	.00	.00	.00	.00	.00	.00	.00	.00
32	2.90	(304,18)	.00	2.90	.00	.00	1.00	.00	.00	.50	.00	.00	.10	.00
				Links 10+	1.30	.00	.00	.00	.00	.00	.00	.00	.00	.00
33	2.80	(304,18)	.00	2.80	.00	.00	1.00	.00	.00	.50	.00	.00	.10	.00
				Links 10+	1.20	.00	.00	.00	.00	.00	.00	.00	.00	.00
34	2.60	(192,16)	.00	2.60	.00	.00	1.00	.00	.00	.50	.00	.00	.10	.00
				Links 10+	1.00	.00	.00	.00	.00	.00	.00	.00	.00	.00
35	2.70	(47,10)	.00	2.70	.00	.40	.60	.00	.00	.10	.60	.00	.00	.10
				Links 10+	.90	.00	.00	.00	.00	.00	.00	.00	.00	.00
36	2.80	(47,10)	.00	2.80	.00	.30	.70	.00	.00	.10	.50	.00	.00	.10
				Links 10+	1.10	.00	.00	.00	.00	.00	.00	.00	.00	.00
37	2.60	(208,20)	.00	2.60	.00	.50	.70	.00	.00	.10	.50	.00	.00	.00
				Links 10+	.80	.00	.00	.00	.00	.00	.00	.00	.00	.00
38	2.40	(21, 8)	.00	2.40	.00	.20	1.00	.00	.00	.30	.30	.00	.00	.00
				Links 10+	.60	.00	.00	.00	.00	.00	.00	.00	.00	.00
39	2.20	(208,20)	.00	2.20	.00	.40	.80	.00	.00	.20	.40	.00	.00	.00
				Links 10+	.40	.00	.00	.00	.00	.00	.00	.00	.00	.00
40	2.00	(21, 8)	.00	2.00	.00	.10	1.00	.00	.00	.40	.20	.00	.00	.00
				Links 10+	.30	.00	.00	.00	.00	.00	.00	.00	.00	.00
41	2.00	(208,20)	.00	2.00	.00	.30	.90	.00	.00	.20	.30	.00	.00	.00
				Links 10+	.30	.00	.00	.00	.00	.00	.00	.00	.00	.00
42	1.90	(208,20)	.00	1.90	.00	.30	.90	.00	.00	.20	.30	.00	.00	.00
				Links 10+	.20	.00	.00	.00	.00	.00	.00	.00	.00	.00
43	1.90	(225, 7)	.00	1.90	.00	.20	.90	.00	.00	.30	.30	.00	.00	.00
				Links 10+	.20	.00	.00	.00	.00	.00	.00	.00	.00	.00

JOB: HSS FDR Air Quality No-Build/105' Jets

RUN: FDR DRIVE BET E 67TH-75TH STS/105' JETS

LINK CONTRIBUTION TABLES

SECOND HIGHEST 1-HOUR AVERAGED LINK CONTRIBUTIONS
IN PARTS PER MILLION (PPM)
INCLUDING AMBIENT BACKGROUND CONCENTRATIONS.

Rcptr No.	Total Conc	Ending Day Hr	Ambient Backgnd	Total Link		Link +1	Link +2	Link +3	Link +4	Link +5	Link +6	Link +7	Link +8	Link +9	Link +10
44	1.90	(225, 7)	.00	1.90		.00	.20	.90	.00	.00	.30	.30	.00	.00	.00
					Links 10+	.20	.00	.00	.00	.00	.00	.00	.00	.00	.00
45	1.80	(192,16)	.00	1.80		.00	.00	1.00	.10	.10	.50	.00	.00	.10	.00
					Links 10+	.00	.00	.00	.00	.00	.00	.00	.00	.00	.00
46	1.80	(47,10)	.00	1.80		.00	.10	.90	.00	.00	.50	.10	.00	.10	.00
					Links 10+	.10	.00	.00	.00	.00	.00	.00	.00	.00	.00
47	1.80	(47,10)	.00	1.80		.00	.10	.90	.00	.00	.50	.10	.00	.10	.00
					Links 10+	.10	.00	.00	.00	.00	.00	.00	.00	.00	.00
48	1.80	(208,20)	.00	1.80		.00	.20	1.00	.00	.00	.30	.20	.00	.00	.00
					Links 10+	.10	.00	.00	.00	.00	.00	.00	.00	.00	.00
49	1.70	(21, 8)	.00	1.70		.00	.00	1.00	.00	.00	.50	.10	.00	.10	.00
					Links 10+	.00	.00	.00	.00	.00	.00	.00	.00	.00	.00
50	1.80	(225, 7)	.00	1.80		.00	.10	1.00	.00	.00	.40	.20	.00	.00	.00
					Links 10+	.10	.00	.00	.00	.00	.00	.00	.00	.00	.00
51	1.80	(225, 7)	.00	1.80		.00	.10	1.00	.00	.00	.40	.20	.00	.00	.00
					Links 10+	.10	.00	.00	.00	.00	.00	.00	.00	.00	.00
52	1.80	(304,18)	.00	1.80		.00	.00	.90	.20	.40	.30	.00	.00	.00	.00
					Links 10+	.00	.00	.00	.00	.00	.00	.00	.00	.00	.00
53	1.70	(21, 8)	.00	1.70		.00	.00	1.10	.00	.00	.50	.00	.00	.10	.00
					Links 10+	.00	.00	.00	.00	.00	.00	.00	.00	.00	.00
54	1.80	(304,18)	.00	1.80		.00	.00	.70	.40	.60	.10	.00	.00	.00	.00
					Links 10+	.00	.00	.00	.00	.00	.00	.00	.00	.00	.00
55	1.80	(304,18)	.00	1.80		.00	.00	.40	.70	.70	.00	.00	.00	.00	.00
					Links 10+	.00	.00	.00	.00	.00	.00	.00	.00	.00	.00
56	1.70	(208,20)	.00	1.70		.00	.10	1.00	.00	.00	.40	.10	.00	.10	.00
					Links 10+	.00	.00	.00	.00	.00	.00	.00	.00	.00	.00
57	2.00	(24,17)	.00	2.00		.90	.00	.00	.00	.00	.00	.00	.50	.00	.00
					Links 10+	.00	.60	.00	.00	.00	.00	.00	.00	.00	.00
58	2.00	(304,18)	.00	2.00		.70	.40	.00	.00	.00	.00	.60	.10	.00	.10
					Links 10+	.00	.10	.00	.00	.00	.00	.00	.00	.00	.00
59	2.00	(252, 8)	.00	2.00		.80	.10	.00	.00	.00	.00	.30	.30	.00	.00
					Links 10+	.00	.50	.00	.00	.00	.00	.00	.00	.00	.00
60	2.10	(304,18)	.00	2.10		.90	.20	.00	.00	.00	.00	.30	.30	.00	.00
					Links 10+	.00	.40	.00	.00	.00	.00	.00	.00	.00	.00

JOB: HSS FDR Air Quality No-Build/105' Jets

RUN: FDR DRIVE BET E 67TH-75TH STS/105' JETS

CALM DURATION FREQUENCY

Hours of Consecutive Calm Winds	Frequency of Occurrence	(Julian day/hour ending) of Significant Occurrences
1	95	(29, 7)(38,12)(47, 5)(51, 3)(52, 6)(59,23)(61, 4)(66,21)(73, 1)(75, 6) (78, 5)(83, 9)(88, 5)(90,19)(97, 8)(103, 2)(104,11)(106,14)(107, 9)(108, 4) (108, 8)(110, 2)(110,12)(110,16)(111,12)(114, 1)(114, 6)(116, 1)(119, 3)(121, 1) (125,11)(125,13)(129,23)(130, 1)(133, 3)(159, 1)(159, 4)(167,22)(168,22)(169, 5) (177,10)(180,16)(181, 2)(183,12)(192,17)(196, 8)(200,18)(212,16)(212,24)(213,24) (215,10)(215,24)(216, 2)(222,14)(225, 4)(225, 8)(231,12)(238, 5)(242,22)(247, 5) (249,13)(249,24)(250, 2)(250, 4)(250, 8)(251,24)(252, 7)(252,10)(253, 4)(254, 4) (260,15)(260,19)(260,24)(273, 1)(273, 4)(282, 2)(286,18)(290,15)(294, 1)(294, 3) (297,11)(297,22)(304,14)(304,19)(311,23)(323,11)(325, 2)(325,13)(328,21)(329, 9) (330,16)(331, 1)(344,11)(352,16)(356,13)
2	23	(38,15)(50,10)(50,14)(108,12)(117, 7)(152, 1)(167, 6)(170, 2)(179,22)(190,22) (199, 1)(213, 4)(238,11)(238,23)(246,10)(251, 8)(251,11)(252, 4)(273, 7)(329, 6) (339, 2)(343,13)(352,19)
3	8	(45, 9)(48, 1)(66,11)(130, 7)(150, 7)(239, 3)(352,13)(354, 5)
4	4	(97,13)(127,24)(177, 8)(256, 5)
5	2	(73,15)(262, 5)
7	1	(11, 1)
9	1	(169,18)
10	1	(170,20)
16	1	(299,11)

Program terminated normally

JOB: HSS FDR Air Quality No-Build/105' Jets RUN: FDR DRIVE BET E 67TH-75TH STS/105' JETS

General Information

Run start date: 1/ 1/ 3 Julian: 1
end date: 12/31/ 3 Julian: 365

A Tier 2 approach was used for input data preparation.

The MODE flag has been set to C for calculating CO averages.

Ambient background concentrations are included in the averages below.

Site & Meteorological Constants

VS = .0 CM/S VD = .0 CM/S Z0 = 175. CM ATIM = 60.

Met. Sfc. Sta. Id & Yr = 72503 2003
Upper Air Sta. Id & Yr = 94703 2003

CAUTION: The input years for the Run and Meteorological data differ. The respective values are: 3 and 2003.

Urban mixing heights were processed.

In 2003, Julian day 1 is a Wednesday.

The patterns from the input file have been assigned as follows:

Pattern # 1 is assigned to Monday.
Pattern # 1 is assigned to Tuesday.
Pattern # 1 is assigned to Wednesday.
Pattern # 1 is assigned to Thursday.
Pattern # 1 is assigned to Friday.
Pattern # 1 is assigned to Saturday.
Pattern # 1 is assigned to Sunday.

Link Data Constants - (Variable data in *.LNK file)

LINK DESCRIPTION	LINK COORDINATES (FT) X1	Y1	X2	Y2	LENGTH (FT)	BRG (DEG)	TYPE	H (FT)	W (FT)	NLANES
1. FDR N/B 67th-68th St*	-132.0	-225.0	15.0	-10.0	260.	34.	AG	.0	36.0	
2. FDR N/B 68th-71st St*	15.0	-10.0	438.0	608.0	749.	34.	AG	.0	36.0	
3. FDR N/B 71st-73rd St*	438.0	608.0	773.0	1098.0	594.	34.	AG	.0	36.0	
4. FDR N/B 73rd-75th St*	773.0	1098.0	1056.0	1625.0	598.	28.	AG	.0	36.0	
5. FDR S/B 75th-73rd St*	743.0	1118.0	1026.0	1645.0	598.	28.	AG	.0	36.0	
6. FDR S/B 73rd-71st St*	408.0	628.0	743.0	1118.0	594.	34.	AG	.0	36.0	

JOB: HSS FDR Air Quality No-Build/105' Jets

RUN: FDR DRIVE BET E 67TH-75TH STS/105' JETS

Link Data Constants - (Variable data in *.LNK file)

LINK DESCRIPTION	LINK COORDINATES (FT) X1	Y1	X2	Y2	LENGTH (FT)	BRG (DEG)	TYPE	H (FT)	W (FT)	NLANES
7. FDR S/B 71st-68th St*	-15.0	10.0	408.0	628.0	749.	34.	AG	.0	36.0	
8. FDR S/B 68th-67th St*	-162.0	-205.0	-15.0	10.0	260.	34.	AG	.0	36.0	
9. FDR Service Rd 73-71*	385.0	644.0	720.0	1134.0	594.	34.	AG	.0	32.0	
10. FDR Service Rd 68-71*	-38.0	26.0	385.0	644.0	749.	34.	AG	.0	32.0	
11. FDR N/B 105' Jets 71*	438.0	608.0	497.0	695.0	105.	34.	AG	.0	32.0	
12. FDR S/B 105' Jets 68*	-15.0	10.0	-74.0	-77.0	105.	214.	AG	.0	32.0	

Receptor Data

RECEPTOR	COORDINATES (FT) X	Y	Z
1. RECEPTOR 1	34.0	-23.0	6.0
2. RECEPTOR 2	48.0	-4.0	6.0
3. RECEPTOR 3	62.0	17.0	6.0
4. RECEPTOR 4	75.0	37.0	6.0
5. RECEPTOR 5	89.0	57.0	6.0
6. RECEPTOR 6	103.0	77.0	6.0
7. RECEPTOR 7	117.0	97.0	6.0
8. RECEPTOR 8	130.0	117.0	6.0
9. RECEPTOR 9	144.0	137.0	6.0
10. RECEPTOR 10	158.0	158.0	6.0
11. RECEPTOR 11	172.0	178.0	6.0
12. RECEPTOR 12	186.0	198.0	6.0
13. RECEPTOR 13	199.0	218.0	6.0
14. RECEPTOR 14	213.0	238.0	6.0
15. RECEPTOR 15	227.0	258.0	6.0
16. RECEPTOR 16	241.0	278.0	6.0
17. RECEPTOR 17	255.0	299.0	6.0
18. RECEPTOR 18	268.0	319.0	6.0
19. RECEPTOR 19	282.0	339.0	6.0
20. RECEPTOR 20	296.0	359.0	6.0
21. RECEPTOR 21	310.0	379.0	6.0
22. RECEPTOR 22	323.0	399.0	6.0
23. RECEPTOR 23	337.0	419.0	6.0
24. RECEPTOR 24	351.0	440.0	6.0
25. RECEPTOR 25	365.0	460.0	6.0
26. RECEPTOR 26	379.0	480.0	6.0
27. RECEPTOR 27	392.0	500.0	6.0
28. RECEPTOR 28	406.0	520.0	6.0

Receptor Data

RECEPTOR	COORDINATES (FT) X	Y	Z
29. RECEPTOR 29	420.0	540.0	6.0
30. RECEPTOR 30	434.0	561.0	6.0
31. RECEPTOR 31	447.0	581.0	6.0
32. RECEPTOR 32	461.0	601.0	6.0
33. RECEPTOR 33	475.0	621.0	6.0
34. RECEPTOR 34	489.0	641.0	6.0
35. RECEPTOR 35	503.0	661.0	6.0
36. RECEPTOR 36	516.0	681.0	6.0
37. RECEPTOR 37	530.0	702.0	6.0
38. RECEPTOR 38	544.0	722.0	6.0
39. RECEPTOR 39	558.0	742.0	6.0
40. RECEPTOR 40	571.0	762.0	6.0
41. RECEPTOR 41	585.0	782.0	6.0
42. RECEPTOR 42	599.0	802.0	6.0
43. RECEPTOR 43	613.0	822.0	6.0
44. RECEPTOR 44	627.0	843.0	6.0
45. RECEPTOR 45	640.0	863.0	6.0
46. RECEPTOR 46	654.0	883.0	6.0
47. RECEPTOR 47	668.0	903.0	6.0
48. RECEPTOR 48	682.0	923.0	6.0
49. RECEPTOR 49	696.0	943.0	6.0
50. RECEPTOR 50	709.0	964.0	6.0
51. RECEPTOR 51	723.0	984.0	6.0
52. RECEPTOR 52	737.0	1004.0	6.0
53. RECEPTOR 53	751.0	1024.0	6.0
54. RECEPTOR 54	764.0	1044.0	6.0
55. RECEPTOR 55	778.0	1064.0	6.0
56. RECEPTOR 56	792.0	1084.0	6.0
57. RECEPTOR 57	20.0	-44.0	6.0
58. RECEPTOR 58	6.0	-64.0	6.0
59. RECEPTOR 59	-7.0	-84.0	6.0
60. RECEPTOR 60	-21.0	-104.0	6.0

DATE : 7/17/ 8
TIME : 15:39: 2

JOB: HSS FDR Air Quality No-Build/105' Jets

RUN: FDR DRIVE BET E 67TH-75TH STS/105' JETS

Model Results

Remarks : In search of the wind direction corresponding to the maximum concentration, only the first direction, of the directions with the same maximum concentrations, is indicated as the maximum.

* MAXIMUM HOURLY CONCENTRATIONS WITH ANY AMBIENT BACKGROUND CONCENTRATIONS (BKG) ADDED
* (PPM)

	REC1	REC2	REC3	REC4	REC5	REC6	REC7	REC8	REC9	REC10
MAX+BKG	2.3	2.3	2.3	2.3	2.3	2.3	2.3	2.3	2.3	2.3
- BKG	.0	.0	.0	.0	.0	.0	.0	.0	.0	.0
MAX	2.3	2.3	2.3	2.3	2.3	2.3	2.3	2.3	2.3	2.3
WIND DIR	24	24	24	24	24	24	24	24	24	24
JULIAN	41	41	41	41	41	41	41	41	41	41
HOUR	18	18	18	18	18	18	18	18	18	18

	REC11	REC12	REC13	REC14	REC15	REC16	REC17	REC18	REC19	REC20
MAX+BKG	2.2	2.2	2.3	2.3	2.3	2.3	2.4	2.4	2.4	2.3
- BKG	.0	.0	.0	.0	.0	.0	.0	.0	.0	.0
MAX	2.2	2.2	2.3	2.3	2.3	2.3	2.4	2.4	2.4	2.3
WIND DIR	24	1	24	24	24	24	24	24	24	24
JULIAN	41	285	41	41	41	41	41	41	41	41
HOUR	18	21	18	18	18	18	18	18	18	18

	REC21	REC22	REC23	REC24	REC25	REC26	REC27	REC28	REC29	REC30
MAX+BKG	2.5	2.4	2.5	2.6	2.4	2.6	2.5	2.5	2.7	2.7
- BKG	.0	.0	.0	.0	.0	.0	.0	.0	.0	.0
MAX	2.5	2.4	2.5	2.6	2.4	2.6	2.5	2.5	2.7	2.7
WIND DIR	24	24	24	24	24	24	24	24	24	24
JULIAN	41	41	41	41	41	41	41	41	41	41
HOUR	18	18	18	18	18	18	18	18	18	18

	REC31	REC32	REC33	REC34	REC35	REC36	REC37	REC38	REC39	REC40
MAX+BKG	3.0	3.3	3.2	2.9	3.1	3.2	2.8	2.5	2.3	2.3
- BKG	.0	.0	.0	.0	.0	.0	.0	.0	.0	.0
MAX	3.0	3.3	3.2	2.9	3.1	3.2	2.8	2.5	2.3	2.3
WIND DIR	1	1	1	237	237	237	237	221	237	221
JULIAN	285	285	285	50	50	50	50	316	50	316
HOUR	21	21	21	8	8	8	8	17	8	17

JOB: HSS FDR Air Quality No-Build/105' Jets

RUN: FDR DRIVE BET E 67TH-75TH STS/105' JETS

* MAXIMUM HOURLY CONCENTRATIONS WITH ANY AMBIENT BACKGROUND CONCENTRATIONS (BKG) ADDED
(PPM)

	REC41	REC42	REC43	REC44	REC45	REC46	REC47	REC48	REC49	REC50
MAX+BKG	2.2	2.0	1.9	2.1	2.1	2.0	1.8	1.9	1.9	1.9
- BKG	.0	.0	.0	.0	.0	.0	.0	.0	.0	.0
MAX	2.2	2.0	1.9	2.1	2.1	2.0	1.8	1.9	1.9	1.9
WIND DIR	221	233	233	221	221	237	233	233	1	221
JULIAN	316	29	29	316	316	50	29	29	285	316
HOUR	17	9	9	17	17	8	9	9	21	17

	REC51	REC52	REC53	REC54	REC55	REC56	REC57	REC58	REC59	REC60
MAX+BKG	2.0	2.0	2.0	2.0	2.0	1.9	2.3	2.2	2.4	2.5
- BKG	.0	.0	.0	.0	.0	.0	.0	.0	.0	.0
MAX	2.0	2.0	2.0	2.0	2.0	1.9	2.3	2.2	2.4	2.5
WIND DIR	221	221	1	221	1	1	24	24	1	1
JULIAN	316	316	285	316	285	285	41	41	285	285
HOUR	17	17	21	17	21	21	18	18	21	21

THE HIGHEST CONCENTRATION OF 3.30 PPM OCCURRED AT RECEPTOR REC32.

DATE : 7/17/ 8
TIME : 15:53: 8

JOB: HSS FDR Air Quality No-Build/105' Jets

RUN: FDR DRIVE BET E 67TH-75TH STS/105' JETS

==========
Output Section
==========

NOTES PERTAINING TO THE REPORT

1. THE HIGHEST AVERAGE IN EACH OF THE FIRST TWO COLUMNS OF EACH TABLE BELOW ARE SUFFIXED BY AN ASTERISK (*). FOR PM OUTPUT, THERE IS ONLY ONE COLUMN AND ASTERISK FOR THE ANNUAL AVERAGE/PERIOD OF CONCERN TABLE.

2. THE NUMBERS IN PARENTHESES ARE THE JULIAN DAY AND ENDING HOUR FOR THE PRECEDING AVERAGE.

3. THE NUMBER OF CALM HOURS USED IN PRODUCING EACH AVERAGE ARE PREFIXED BY A C.

PRIMARY AVERAGES.

MAXIMUM 8-HOUR RUNNING NONOVERLAPPING AVERAGE CONCENTRATIONS
IN PARTS PER MILLION (PPM),
INCLUDING AMBIENT BACKGROUND CONCENTRATIONS.

Receptor Number	Highest Conc	Highest Ending Day Hr	Highest Calm	Second highest Conc	Second highest Ending Day Hr	Second highest Calm
1	1.26	(285,23)	C 1	1.06	(166,14)	C 1
2	1.26	(285,23)	C 1	1.10	(338,24)	C 1
3	1.29	(285,23)	C 1	1.07	(316,17)	C 1
4	1.31	(285,23)	C 1	1.07	(50,12)	C 2
5	1.30	(285,23)	C 1	1.09	(316,17)	C 1
6	1.29	(285,23)	C 1	1.09	(316,17)	C 1
7	1.26	(285,23)	C 1	1.07	(316,17)	C 1
8	1.30	(285,23)	C 1	1.07	(316,17)	C 1
9	1.29	(285,23)	C 1	1.07	(316,17)	C 1
10	1.29	(285,23)	C 1	1.09	(129,23)	C 0
11	1.29	(285,23)	C 1	1.10	(139,22)	C 2
12	1.27	(285,23)	C 1	1.09	(316,17)	C 1
13	1.29	(285,23)	C 1	1.06	(129,23)	C 0
14	1.29	(285,23)	C 1	1.04	(129,23)	C 0
15	1.27	(285,23)	C 1	1.06	(316,17)	C 1
16	1.26	(285,23)	C 1	1.04	(316,17)	C 1
17	1.27	(285,23)	C 1	1.04	(316,17)	C 1
18	1.30	(285,23)	C 1	1.09	(316,17)	C 1
19	1.29	(285,23)	C 1	1.07	(316,17)	C 1
20	1.27	(285,23)	C 1	1.06	(316,17)	C 1
21	1.24	(285,23)	C 1	1.07	(316,17)	C 1
22	1.27	(285,23)	C 1	1.11	(316,17)	C 1
23	1.26	(285,23)	C 1	1.11	(316,17)	C 1
24	1.26	(285,23)	C 1	1.11	(316,17)	C 1

JOB: HSS FDR Air Quality No-Build/105' Jets RUN: FDR DRIVE BET E 67TH-75TH STS/105' JETS

MAXIMUM 8-HOUR RUNNING NONOVERLAPPING AVERAGE CONCENTRATIONS
IN PARTS PER MILLION (PPM),
INCLUDING AMBIENT BACKGROUND CONCENTRATIONS.

Receptor Number	Highest Conc	Highest Ending Day Hr	Highest Calm	Second highest Conc	Second highest Ending Day Hr	Second highest Calm
25	1.23	(285,23)	C 1	1.10	(316,17)	C 1
26	1.26	(285,24)	C 1	1.10	(316,17)	C 1
27	1.23	(285,24)	C 1	1.11	(316,17)	C 1
28	1.26	(285,24)	C 1	1.11	(316,17)	C 1
29	1.33	(285,24)	C 1	1.11	(316,17)	C 1
30	1.44	(285,24)	C 1	1.11	(316,17)	C 1
31	1.70	(285,24)	C 1	1.36	(326, 1)	C 1
32	1.89*	(285,24)	C 1	1.51	(326, 1)	C 1
33	1.84	(285,24)	C 1	1.46	(316,17)	C 1
34	1.73	(285,24)	C 1	1.51	(316,17)	C 1
35	1.53	(316,17)	C 1	1.43	(50,12)	C 2
36	1.60	(50,12)	C 2	1.54*	(316,17)	C 1
37	1.40	(50,12)	C 2	1.36	(129,23)	C 0
38	1.25	(50,12)	C 2	1.20	(129,23)	C 0
39	1.18	(50,12)	C 2	1.09	(129,23)	C 0
40	1.13	(50,12)	C 2	1.07	(316,17)	C 1
41	1.07	(50,12)	C 2	1.06	(316,17)	C 1
42	1.05	(50,12)	C 2	1.01	(285,24)	C 1
43	1.01	(285,24)	C 1	.98	(50,12)	C 2
44	1.01	(285,24)	C 1	.99	(316,17)	C 1
45	1.01	(285,24)	C 1	1.00	(316,17)	C 1
46	1.03	(285,24)	C 1	.97	(316,17)	C 1
47	1.01	(285,24)	C 1	.95	(129,23)	C 0
48	1.00	(285,24)	C 1	.94	(129,23)	C 0
49	1.00	(285,24)	C 1	.93	(129,23)	C 0
50	.99	(285,23)	C 1	.94	(129,23)	C 0
51	.99	(285,23)	C 1	.93	(316,17)	C 1
52	1.04	(285,23)	C 1	.93	(316,17)	C 1
53	1.04	(285,24)	C 1	.93	(316,17)	C 1
54	1.09	(285,23)	C 1	.93	(326, 1)	C 1
55	1.07	(285,23)	C 1	.90	(316,17)	C 1
56	1.03	(285,23)	C 1	.90	(316,17)	C 1
57	1.24	(285,24)	C 1	1.06	(247,16)	C 1
58	1.33	(285,24)	C 1	1.07	(247,16)	C 1
59	1.39	(285,24)	C 1	1.09	(326, 1)	C 1
60	1.46	(285,24)	C 1	1.10	(326, 1)	C 1

FIVE HIGHEST 1-HOUR END-TO-END AVERAGE CONCENTRATIONS IN PARTS PER MILLION
INCLUDING AMBIENT BACKGROUND CONCENTRATIONS.

Rcptr No.	Highest Conc	Highest Ending Day Hr	Highest Calm	Second Highest Conc	Second Highest Ending Day Hr	Second Highest Calm	Third Highest Conc	Third Highest Ending Day Hr	Third Highest Calm	Fourth Highest Conc	Fourth Highest Ending Day Hr	Fourth Highest Calm	Fifth Highest Conc	Fifth Highest Ending Day Hr	Fifth Highest Calm
1	2.30	(41,18)	C 0	2.20	(285,21)	C 0	2.10	(140, 7)	C 0	1.90	(5,14)	C 0	1.80	(227,20)	C 0

JOB: HSS FDR Air Quality No-Build/105' Jets

RUN: FDR DRIVE BET E 67TH-75TH STS/105' JETS

FIVE HIGHEST 1-HOUR END-TO-END AVERAGE CONCENTRATIONS IN PARTS PER MILLION
INCLUDING AMBIENT BACKGROUND CONCENTRATIONS.

Rcptr	Highest			Second Highest			Third Highest			Fourth Highest			Fifth Highest		
		Ending			Ending			Ending			Ending			Ending	
No.	Conc	Day Hr	Calm	Conc	Day Hr	Calm	Conc	Day Hr	Calm	Conc	Day Hr	Calm	Conc	Day Hr	Calm
2	2.30	(41,18)	C 0	2.20	(285,21)	C 0	2.00	(50, 8)	C 0	2.00	(140, 7)	C 0	2.00	(338,20)	C 0
3	2.30	(41,18)	C 0	2.20	(50, 8)	C 0	2.20	(76,19)	C 0	2.20	(285,21)	C 0	2.00	(140, 7)	C 0
4	2.30	(41,18)	C 0	2.30	(50, 8)	C 0	2.30	(285,21)	C 0	2.10	(29, 9)	C 0	2.10	(76,19)	C 0
5	2.30	(41,18)	C 0	2.30	(50, 8)	C 0	2.20	(285,21)	C 0	2.10	(76,19)	C 0	2.00	(29, 9)	C 0
6	2.30	(41,18)	C 0	2.20	(50, 8)	C 0	2.20	(76,19)	C 0	2.20	(285,21)	C 0	2.00	(29, 9)	C 0
7	2.30	(41,18)	C 0	2.20	(285,21)	C 0	2.10	(29, 9)	C 0	2.10	(50, 8)	C 0	2.00	(76,19)	C 0
8	2.30	(41,18)	C 0	2.20	(50, 8)	C 0	2.20	(285,21)	C 0	2.10	(76,19)	C 0	2.00	(29, 9)	C 0
9	2.30	(41,18)	C 0	2.30	(50, 8)	C 0	2.20	(285,21)	C 0	2.10	(29, 9)	C 0	2.00	(76,19)	C 0
10	2.30	(41,18)	C 0	2.20	(50, 8)	C 0	2.20	(285,21)	C 0	2.00	(29, 9)	C 0	2.00	(76,19)	C 0
11	2.20	(41,18)	C 0	2.20	(50, 8)	C 0	2.20	(285,21)	C 0	2.00	(29, 9)	C 0	2.00	(140, 7)	C 0
12	2.20	(285,21)	C 0	2.10	(41,18)	C 0	2.10	(50, 8)	C 0	2.00	(29, 9)	C 0	2.00	(76,19)	C 0
13	2.30	(41,18)	C 0	2.20	(285,21)	C 0	2.10	(29, 9)	C 0	2.10	(50, 8)	C 0	2.10	(76,19)	C 0
14	2.30	(41,18)	C 0	2.20	(285,21)	C 0	2.10	(29, 9)	C 0	2.10	(50, 8)	C 0	2.10	(76,19)	C 0
15	2.30	(41,18)	C 0	2.20	(50, 8)	C 0	2.20	(285,21)	C 0	2.10	(29, 9)	C 0	2.00	(76,19)	C 0
16	2.30	(41,18)	C 0	2.20	(285,21)	C 0	2.10	(29, 9)	C 0	2.10	(50, 8)	C 0	2.00	(140, 7)	C 0
17	2.40	(41,18)	C 0	2.20	(285,21)	C 0	2.10	(29, 9)	C 0	2.00	(50, 8)	C 0	2.00	(140, 7)	C 0
18	2.40	(41,18)	C 0	2.20	(285,21)	C 0	2.10	(50, 8)	C 0	2.10	(316,17)	C 0	2.00	(29, 9)	C 0
19	2.40	(41,18)	C 0	2.20	(285,21)	C 0	2.10	(140, 7)	C 0	2.10	(50, 8)	C 0	2.00	(29, 9)	C 0
20	2.30	(41,18)	C 0	2.20	(285,21)	C 0	2.10	(50, 8)	C 0	2.00	(140, 7)	C 0	2.00	(316,17)	C 0
21	2.50	(41,18)	C 0	2.20	(285,21)	C 0	2.10	(50, 8)	C 0	2.10	(316,17)	C 0	2.00	(76,19)	C 0
22	2.40	(41,18)	C 0	2.20	(50, 8)	C 0	2.20	(285,21)	C 0	2.20	(316,17)	C 0	2.10	(76,19)	C 0
23	2.50	(41,18)	C 0	2.20	(50, 8)	C 0	2.20	(285,21)	C 0	2.20	(316,17)	C 0	2.10	(76,19)	C 0
24	2.60	(41,18)	C 0	2.20	(50, 8)	C 0	2.20	(285,21)	C 0	2.10	(140, 7)	C 0	2.10	(76,19)	C 0
25	2.40	(41,18)	C 0	2.20	(50, 8)	C 0	2.10	(140, 7)	C 0	2.10	(76,19)	C 0	2.10	(285,21)	C 0
26	2.60	(41,18)	C 0	2.20	(50, 8)	C 0	2.20	(285,21)	C 0	2.10	(76,19)	C 0	2.10	(316,17)	C 0
27	2.50	(41,18)	C 0	2.30	(285,21)	C 0	2.20	(140, 7)	C 0	2.20	(29, 9)	C 0	2.20	(50, 8)	C 0
28	2.50	(41,18)	C 0	2.40	(285,21)	C 0	2.20	(29, 9)	C 0	2.20	(50, 8)	C 0	2.10	(5,14)	C 0
29	2.70	(41,18)	C 0	2.40	(285,21)	C 0	2.20	(5,14)	C 0	2.20	(140, 7)	C 0	2.20	(50, 8)	C 0
30	2.70	(41,18)	C 0	2.60	(285,21)	C 0	2.20	(187,22)	C 0	2.20	(140, 7)	C 0	2.20	(29, 9)	C 0
31	3.00	(285,21)	C 0	2.90	(41,18)	C 0	2.50	(227,20)	C 0	2.40	(5,14)	C 0	2.40	(140, 7)	C 0
32	3.30*	(285,21)	C 0	3.00*	(41,18)	C 0	2.70	(227,20)	C 0	2.60	(5,14)	C 0	2.60	(165, 9)	C 0
33	3.20	(285,21)	C 0	2.60	(41,18)	C 0	2.60	(50, 8)	C 0	2.60	(285,23)	C 0	2.50	(29, 9)	C 0
34	2.90	(50, 8)	C 0	2.80	(76,19)	C 0	2.80	(285,21)	C 0	2.60	(29, 9)	C 0	2.50	(160,10)	C 0
35	3.10	(50, 8)	C 0	2.90	(29, 9)	C 0	2.80	(76,19)	C 0	2.70	(160,10)	C 0	2.50	(316,17)	C 0
36	3.20	(50, 8)	C 0	3.00	(29, 9)	C 0	2.90	(76,19)	C 0	2.80	(160,10)	C 0	2.60	(316,17)	C 0
37	2.80	(50, 8)	C 0	2.70	(316,17)	C 0	2.60	(29, 9)	C 0	2.60	(76,19)	C 0	2.40	(233, 7)	C 0
38	2.50	(316,17)	C 0	2.40	(29, 9)	C 0	2.40	(50, 8)	C 0	2.30	(76,19)	C 0	2.30	(233, 7)	C 0
39	2.30	(50, 8)	C 0	2.30	(316,17)	C 0	2.10	(29, 9)	C 0	2.00	(76,19)	C 0	2.00	(156,10)	C 0
40	2.30	(316,17)	C 0	2.00	(29, 9)	C 0	2.00	(50, 8)	C 0	2.00	(233, 7)	C 0	1.90	(76,19)	C 0
41	2.20	(316,17)	C 0	2.00	(76,19)	C 0	2.00	(233, 7)	C 0	1.90	(29, 9)	C 0	1.90	(41,18)	C 0
42	2.00	(29, 9)	C 0	2.00	(50, 8)	C 0	2.00	(316,17)	C 0	1.80	(5,21)	C 0	1.80	(41,18)	C 0

JOB: HSS FDR Air Quality No-Build/105' Jets

RUN: FDR DRIVE BET E 67TH-75TH STS/105' JETS

FIVE HIGHEST 1-HOUR END-TO-END AVERAGE CONCENTRATIONS IN PARTS PER MILLION
INCLUDING AMBIENT BACKGROUND CONCENTRATIONS.

Rcptr	Highest			Second Highest			Third Highest			Fourth Highest			Fifth Highest		
No.	Conc	Ending Day Hr	Calm	Conc	Ending Day Hr	Calm	Conc	Ending Day Hr	Calm	Conc	Ending Day Hr	Calm	Conc	Ending Day Hr	Calm
43	1.90	(29, 9)	C 0	1.90	(50, 8)	C 0	1.90	(316,17)	C 0	1.80	(233, 7)	C 0	1.80	(76,19)	C 0
44	2.10	(316,17)	C 0	1.90	(29, 9)	C 0	1.90	(50, 8)	C 0	1.90	(76,19)	C 0	1.80	(233, 7)	C 0
45	2.10	(316,17)	C 0	2.00	(50, 8)	C 0	1.90	(76,19)	C 0	1.80	(29, 9)	C 0	1.80	(233, 7)	C 0
46	2.00	(50, 8)	C 0	1.90	(316,17)	C 0	1.80	(29, 9)	C 0	1.80	(160,10)	C 0	1.80	(285,21)	C 0
47	1.80	(29, 9)	C 0	1.80	(50, 8)	C 0	1.80	(160,10)	C 0	1.80	(285,21)	C 0	1.80	(316,17)	C 0
48	1.90	(29, 9)	C 0	1.80	(50, 8)	C 0	1.80	(285,21)	C 0	1.80	(316,17)	C 0	1.70	(5,21)	C 0
49	1.90	(285,21)	C 0	1.80	(29, 9)	C 0	1.80	(41,18)	C 0	1.80	(316,17)	C 0	1.70	(5,21)	C 0
50	1.90	(316,17)	C 0	1.90	(29, 9)	C 0	1.80	(50, 8)	C 0	1.80	(285,21)	C 0	1.80	(41,18)	C 0
51	2.00	(316,17)	C 0	1.90	(41,18)	C 0	1.80	(29, 9)	C 0	1.80	(50, 8)	C 0	1.80	(285,21)	C 0
52	2.00	(316,17)	C 0	1.80	(29, 9)	C 0	1.80	(41,18)	C 0	1.80	(50, 8)	C 0	1.80	(285,21)	C 0
53	2.00	(285,21)	C 0	2.00	(316,17)	C 0	1.70	(29, 9)	C 0	1.70	(41,18)	C 0	1.70	(50, 8)	C 0
54	2.00	(316,17)	C 0	1.90	(285,21)	C 0	1.80	(29, 9)	C 0	1.80	(50, 8)	C 0	1.70	(41,18)	C 0
55	2.00	(285,21)	C 0	1.90	(316,17)	C 0	1.80	(29, 9)	C 0	1.80	(50, 8)	C 0	1.70	(233, 7)	C 0
56	1.90	(285,21)	C 0	1.90	(316,17)	C 0	1.80	(50, 8)	C 0	1.70	(29, 9)	C 0	1.60	(76,19)	C 0
57	2.30	(41,18)	C 0	2.20	(285,21)	C 0	2.00	(140, 7)	C 0	1.80	(5,14)	C 0	1.80	(228, 8)	C 0
58	2.20	(41,18)	C 0	2.20	(285,21)	C 0	2.00	(140, 7)	C 0	2.00	(172,16)	C 0	1.90	(5,14)	C 0
59	2.40	(285,21)	C 0	2.10	(41,18)	C 0	1.90	(140, 7)	C 0	1.90	(172,16)	C 0	1.90	(285,23)	C 0
60	2.50	(285,21)	C 0	2.30	(41,18)	C 0	2.00	(165, 9)	C 0	2.00	(285,23)	C 0	2.00	(227,20)	C 0

MAXIMUM 8-HOUR AVERAGED LINK CONTRIBUTIONS
IN PARTS PER MILLION (PPM)
INCLUDING AMBIENT BACKGROUND CONCENTRATIONS.

Rcptr No.	Total Conc	Ending Day Hr	Ambient Backgnd	Total Link		Link +1	Link +2	Link +3	Link +4	Link +5	Link +6	Link +7	Link +8	Link +9	Link +10
1	1.26	(285,23)	.00	1.26		.00	.79	.00	.00	.00	.00	.43	.00	.00	.04
				Links	10+	.00	.00	.00	.00	.00	.00	.00	.00	.00	.00
2	1.26	(285,23)	.00	1.26		.00	.79	.00	.00	.00	.00	.43	.00	.00	.04
				Links	10+	.00	.00	.00	.00	.00	.00	.00	.00	.00	.00
3	1.29	(285,23)	.00	1.29		.00	.81	.00	.00	.00	.00	.43	.00	.00	.04
				Links	10+	.00	.00	.00	.00	.00	.00	.00	.00	.00	.00
4	1.31	(285,23)	.00	1.31		.00	.84	.00	.00	.00	.00	.43	.00	.00	.04
				Links	10+	.00	.00	.00	.00	.00	.00	.00	.00	.00	.00
5	1.30	(285,23)	.00	1.30		.00	.83	.00	.00	.00	.00	.43	.00	.00	.04
				Links	10+	.00	.00	.00	.00	.00	.00	.00	.00	.00	.00
6	1.29	(285,23)	.00	1.29		.00	.81	.00	.00	.00	.00	.43	.00	.00	.04
				Links	10+	.00	.00	.00	.00	.00	.00	.00	.00	.00	.00
7	1.26	(285,23)	.00	1.26		.00	.79	.00	.00	.00	.00	.43	.00	.00	.04
				Links	10+	.00	.00	.00	.00	.00	.00	.00	.00	.00	.00

JOB: HSS FDR Air Quality No-Build/105' Jets

RUN: FDR DRIVE BET E 67TH-75TH STS/105' JETS

LINK CONTRIBUTION TABLES

MAXIMUM 8-HOUR AVERAGED LINK CONTRIBUTIONS
IN PARTS PER MILLION (PPM)
INCLUDING AMBIENT BACKGROUND CONCENTRATIONS.

Rcptr No.	Total Conc	Ending Day Hr	Ambient Backgnd	Total Link	Link +1	Link +2	Link +3	Link +4	Link +5	Link +6	Link +7	Link +8	Link +9	Link +10
8	1.30	(285,23)	.00	1.30	.00	.83	.00	.00	.00	.00	.43	.00	.00	.04
				Links 10+	.00	.00	.00	.00	.00	.00	.00	.00	.00	.00
9	1.29	(285,23)	.00	1.29	.00	.81	.00	.00	.00	.00	.43	.00	.00	.04
				Links 10+	.00	.00	.00	.00	.00	.00	.00	.00	.00	.00
10	1.29	(285,23)	.00	1.29	.00	.81	.00	.00	.00	.00	.43	.00	.00	.04
				Links 10+	.00	.00	.00	.00	.00	.00	.00	.00	.00	.00
11	1.29	(285,23)	.00	1.29	.00	.81	.00	.00	.00	.00	.43	.00	.00	.04
				Links 10+	.00	.00	.00	.00	.00	.00	.00	.00	.00	.00
12	1.27	(285,23)	.00	1.27	.00	.80	.00	.00	.00	.00	.43	.00	.00	.04
				Links 10+	.00	.00	.00	.00	.00	.00	.00	.00	.00	.00
13	1.29	(285,23)	.00	1.29	.00	.81	.00	.00	.00	.00	.43	.00	.00	.04
				Links 10+	.00	.00	.00	.00	.00	.00	.00	.00	.00	.00
14	1.29	(285,23)	.00	1.29	.00	.81	.00	.00	.00	.00	.43	.00	.00	.04
				Links 10+	.00	.00	.00	.00	.00	.00	.00	.00	.00	.00
15	1.27	(285,23)	.00	1.27	.00	.80	.00	.00	.00	.00	.43	.00	.00	.04
				Links 10+	.00	.00	.00	.00	.00	.00	.00	.00	.00	.00
16	1.26	(285,23)	.00	1.26	.00	.79	.00	.00	.00	.01	.43	.00	.00	.03
				Links 10+	.00	.00	.00	.00	.00	.00	.00	.00	.00	.00
17	1.27	(285,23)	.00	1.27	.00	.80	.00	.00	.00	.01	.43	.00	.00	.03
				Links 10+	.00	.00	.00	.00	.00	.00	.00	.00	.00	.00
18	1.30	(285,23)	.00	1.30	.00	.81	.01	.00	.00	.01	.43	.00	.00	.03
				Links 10+	.00	.00	.00	.00	.00	.00	.00	.00	.00	.00
19	1.29	(285,23)	.00	1.29	.00	.81	.01	.00	.00	.01	.41	.00	.00	.03
				Links 10+	.00	.00	.00	.00	.00	.00	.00	.00	.00	.00
20	1.27	(285,23)	.00	1.27	.00	.80	.01	.00	.00	.01	.41	.00	.00	.03
				Links 10+	.00	.00	.00	.00	.00	.00	.00	.00	.00	.00
21	1.24	(285,23)	.00	1.24	.00	.79	.01	.00	.00	.01	.40	.00	.00	.03
				Links 10+	.00	.00	.00	.00	.00	.00	.00	.00	.00	.00
22	1.27	(285,23)	.00	1.27	.00	.81	.01	.00	.00	.01	.40	.00	.00	.03
				Links 10+	.00	.00	.00	.00	.00	.00	.00	.00	.00	.00
23	1.26	(285,23)	.00	1.26	.00	.79	.01	.00	.00	.03	.39	.00	.00	.03
				Links 10+	.01	.00	.00	.00	.00	.00	.00	.00	.00	.00
24	1.26	(285,23)	.00	1.26	.00	.79	.01	.00	.00	.03	.39	.00	.00	.03
				Links 10+	.01	.00	.00	.00	.00	.00	.00	.00	.00	.00
25	1.23	(285,23)	.00	1.23	.00	.77	.01	.00	.00	.03	.39	.00	.00	.01
				Links 10+	.01	.00	.00	.00	.00	.00	.00	.00	.00	.00
26	1.26	(285,24)	.00	1.26	.00	.77	.03	.00	.00	.04	.37	.00	.00	.01
				Links 10+	.03	.00	.00	.00	.00	.00	.00	.00	.00	.00

JOB: HSS FDR Air Quality No-Build/105' Jets

RUN: FDR DRIVE BET E 67TH-75TH STS/105' JETS

LINK CONTRIBUTION TABLES

MAXIMUM 8-HOUR AVERAGED LINK CONTRIBUTIONS
IN PARTS PER MILLION (PPM)
INCLUDING AMBIENT BACKGROUND CONCENTRATIONS.

Rcptr No.	Total Conc	Ending Day Hr	Ambient Backgnd	Total Link	Link +1	Link +2	Link +3	Link +4	Link +5	Link +6	Link +7	Link +8	Link +9	Link +10
27	1.23	(285,24)	.00	1.23	.00	.77	.04	.00	.00	.06	.31	.00	.00	.01
				Links 10+	.03	.00	.00	.00	.00	.00	.00	.00	.00	.00
28	1.26	(285,24)	.00	1.26	.00	.73	.06	.00	.00	.13	.27	.00	.01	.00
				Links 10+	.06	.00	.00	.00	.00	.00	.00	.00	.00	.00
29	1.33	(285,24)	.00	1.33	.00	.69	.09	.00	.00	.20	.21	.00	.03	.00
				Links 10+	.11	.00	.00	.00	.00	.00	.00	.00	.00	.00
30	1.44	(285,24)	.00	1.44	.00	.59	.20	.00	.00	.27	.10	.00	.03	.00
				Links 10+	.26	.00	.00	.00	.00	.00	.00	.00	.00	.00
31	1.70	(285,24)	.00	1.70	.00	.29	.44	.00	.00	.33	.00	.00	.06	.00
				Links 10+	.59	.00	.00	.00	.00	.00	.00	.00	.00	.00
32	1.89	(285,24)	.00	1.89	.00	.00	.61	.00	.00	.34	.00	.00	.06	.00
				Links 10+	.87	.00	.00	.00	.00	.00	.00	.00	.00	.00
33	1.84	(285,24)	.00	1.84	.00	.00	.61	.00	.00	.34	.00	.00	.06	.00
				Links 10+	.83	.00	.00	.00	.00	.00	.00	.00	.00	.00
34	1.73	(285,24)	.00	1.73	.00	.00	.61	.00	.00	.33	.00	.00	.06	.00
				Links 10+	.73	.00	.00	.00	.00	.00	.00	.00	.00	.00
35	1.53	(316,17)	.00	1.53	.00	.21	.39	.00	.00	.14	.20	.00	.00	.00
				Links 10+	.59	.00	.00	.00	.00	.00	.00	.00	.00	.00
36	1.60	(50,12)	.00	1.60	.00	.23	.42	.00	.00	.08	.25	.00	.00	.00
				Links 10+	.62	.00	.00	.00	.00	.00	.00	.00	.00	.00
37	1.40	(50,12)	.00	1.40	.00	.18	.45	.00	.00	.12	.22	.00	.00	.00
				Links 10+	.43	.00	.00	.00	.00	.00	.00	.00	.00	.00
38	1.25	(50,12)	.00	1.25	.00	.17	.47	.00	.00	.15	.18	.00	.00	.00
				Links 10+	.28	.00	.00	.00	.00	.00	.00	.00	.00	.00
39	1.18	(50,12)	.00	1.18	.00	.17	.47	.00	.00	.17	.18	.00	.00	.00
				Links 10+	.20	.00	.00	.00	.00	.00	.00	.00	.00	.00
40	1.13	(50,12)	.00	1.13	.00	.13	.48	.00	.00	.18	.15	.00	.00	.00
				Links 10+	.18	.00	.00	.00	.00	.00	.00	.00	.00	.00
41	1.07	(50,12)	.00	1.07	.00	.12	.48	.00	.00	.18	.15	.00	.00	.00
				Links 10+	.13	.00	.00	.00	.00	.00	.00	.00	.00	.00
42	1.05	(50,12)	.00	1.05	.00	.10	.48	.00	.00	.22	.15	.00	.02	.00
				Links 10+	.08	.00	.00	.00	.00	.00	.00	.00	.00	.00
43	1.01	(285,24)	.00	1.01	.00	.00	.61	.01	.01	.31	.00	.00	.06	.00
				Links 10+	.00	.00	.00	.00	.00	.00	.00	.00	.00	.00
44	1.01	(285,24)	.00	1.01	.00	.00	.61	.01	.01	.31	.00	.00	.06	.00
				Links 10+	.00	.00	.00	.00	.00	.00	.00	.00	.00	.00
45	1.01	(285,24)	.00	1.01	.00	.00	.61	.01	.01	.31	.00	.00	.06	.00
				Links 10+	.00	.00	.00	.00	.00	.00	.00	.00	.00	.00

DATE : 7/17/ 8
TIME : 15:53: 8

JOB: HSS FDR Air Quality No-Build/105' Jets

RUN: FDR DRIVE BET E 67TH-75TH STS/105' JETS

LINK CONTRIBUTION TABLES

MAXIMUM 8-HOUR AVERAGED LINK CONTRIBUTIONS
IN PARTS PER MILLION (PPM)
INCLUDING AMBIENT BACKGROUND CONCENTRATIONS.

Rcptr No.	Total Conc	Ending Day Hr	Ambient Backgnd	Total Link	Link +1	Link +2	Link +3	Link +4	Link +5	Link +6	Link +7	Link +8	Link +9	Link +10
46	1.03	(285,24)	.00	1.03	.00	.00	.61	.01	.03	.31	.00	.00	.06	.00
			Links	10+	.00	.00	.00	.00	.00	.00	.00	.00	.00	.00
47	1.01	(285,24)	.00	1.01	.00	.00	.61	.01	.03	.31	.00	.00	.04	.00
			Links	10+	.00	.00	.00	.00	.00	.00	.00	.00	.00	.00
48	1.00	(285,24)	.00	1.00	.00	.00	.60	.01	.03	.31	.00	.00	.04	.00
			Links	10+	.00	.00	.00	.00	.00	.00	.00	.00	.00	.00
49	1.00	(285,24)	.00	1.00	.00	.00	.60	.03	.04	.30	.00	.00	.03	.00
			Links	10+	.00	.00	.00	.00	.00	.00	.00	.00	.00	.00
50	.99	(285,23)	.00	.99	.00	.00	.60	.03	.09	.27	.00	.00	.00	.00
			Links	10+	.00	.00	.00	.00	.00	.00	.00	.00	.00	.00
51	.99	(285,23)	.00	.99	.00	.00	.60	.04	.10	.24	.00	.00	.00	.00
			Links	10+	.00	.00	.00	.00	.00	.00	.00	.00	.00	.00
52	1.04	(285,23)	.00	1.04	.00	.00	.59	.07	.16	.23	.00	.00	.00	.00
			Links	10+	.00	.00	.00	.00	.00	.00	.00	.00	.00	.00
53	1.04	(285,24)	.00	1.04	.00	.00	.56	.09	.21	.19	.00	.00	.00	.00
			Links	10+	.00	.00	.00	.00	.00	.00	.00	.00	.00	.00
54	1.09	(285,23)	.00	1.09	.00	.00	.50	.20	.30	.09	.00	.00	.00	.00
			Links	10+	.00	.00	.00	.00	.00	.00	.00	.00	.00	.00
55	1.07	(285,23)	.00	1.07	.00	.00	.30	.37	.39	.01	.00	.00	.00	.00
			Links	10+	.00	.00	.00	.00	.00	.00	.00	.00	.00	.00
56	1.03	(285,23)	.00	1.03	.00	.00	.00	.63	.40	.00	.00	.00	.00	.00
			Links	10+	.00	.00	.00	.00	.00	.00	.00	.00	.00	.00
57	1.24	(285,24)	.00	1.24	.31	.44	.00	.00	.00	.00	.39	.01	.00	.04
			Links	10+	.00	.04	.00	.00	.00	.00	.00	.00	.00	.00
58	1.33	(285,24)	.00	1.33	.51	.21	.00	.00	.00	.00	.29	.11	.00	.03
			Links	10+	.00	.17	.00	.00	.00	.00	.00	.00	.00	.00
59	1.39	(285,24)	.00	1.39	.56	.10	.00	.00	.00	.00	.20	.20	.00	.01
			Links	10+	.00	.31	.00	.00	.00	.00	.00	.00	.00	.00
60	1.46	(285,24)	.00	1.46	.59	.06	.00	.00	.00	.00	.14	.27	.00	.01
			Links	10+	.00	.39	.00	.00	.00	.00	.00	.00	.00	.00

JOB: HSS FDR Air Quality No-Build/105' Jets

RUN: FDR DRIVE BET E 67TH-75TH STS/105' JETS

LINK CONTRIBUTION TABLES

SECOND HIGHEST 8-HOUR AVERAGED LINK CONTRIBUTIONS
IN PARTS PER MILLION (PPM)
INCLUDING AMBIENT BACKGROUND CONCENTRATIONS.

Rcptr No.	Total Conc	Ending Day Hr	Ambient Backgnd	Total Link	Link +1	Link +2	Link +3	Link +4	Link +5	Link +6	Link +7	Link +8	Link +9	Link +10
1	1.06	(166,14)	.00	1.06	.20	.39	.00	.00	.00	.00	.19	.13	.00	.00
				Links 10+	.00	.16	.00	.00	.00	.00	.00	.00	.00	.00
2	1.10	(338,24)	.00	1.10	.19	.37	.00	.00	.00	.00	.10	.19	.00	.00
				Links 10+	.00	.26	.00	.00	.00	.00	.00	.00	.00	.00
3	1.07	(316,17)	.00	1.07	.19	.41	.00	.00	.00	.00	.11	.19	.00	.00
				Links 10+	.00	.17	.00	.00	.00	.00	.00	.00	.00	.00
4	1.07	(50,12)	.00	1.07	.18	.45	.00	.00	.00	.00	.07	.18	.00	.00
				Links 10+	.00	.18	.00	.00	.00	.00	.00	.00	.00	.00
5	1.09	(316,17)	.00	1.09	.11	.54	.00	.00	.00	.00	.20	.11	.00	.00
				Links 10+	.00	.11	.00	.00	.00	.00	.00	.00	.00	.00
6	1.09	(316,17)	.00	1.09	.09	.56	.00	.00	.00	.00	.24	.11	.00	.00
				Links 10+	.00	.09	.00	.00	.00	.00	.00	.00	.00	.00
7	1.07	(316,17)	.00	1.07	.09	.59	.00	.00	.00	.00	.24	.09	.00	.00
				Links 10+	.00	.07	.00	.00	.00	.00	.00	.00	.00	.00
8	1.07	(316,17)	.00	1.07	.07	.60	.00	.00	.00	.00	.27	.07	.00	.00
				Links 10+	.00	.06	.00	.00	.00	.00	.00	.00	.00	.00
9	1.07	(316,17)	.00	1.07	.04	.61	.00	.00	.00	.00	.29	.07	.00	.00
				Links 10+	.00	.06	.00	.00	.00	.00	.00	.00	.00	.00
10	1.09	(129,23)	.00	1.09	.08	.64	.00	.00	.00	.00	.21	.09	.00	.00
				Links 10+	.00	.08	.00	.00	.00	.00	.00	.00	.00	.00
11	1.10	(139,22)	.00	1.10	.03	.68	.00	.00	.00	.00	.28	.05	.00	.00
				Links 10+	.00	.05	.00	.00	.00	.00	.00	.00	.00	.00
12	1.09	(316,17)	.00	1.09	.04	.66	.00	.00	.00	.00	.30	.06	.00	.00
				Links 10+	.00	.03	.00	.00	.00	.00	.00	.00	.00	.00
13	1.06	(129,23)	.00	1.06	.05	.68	.00	.00	.00	.00	.24	.06	.00	.00
				Links 10+	.00	.04	.00	.00	.00	.00	.00	.00	.00	.00
14	1.04	(129,23)	.00	1.04	.04	.69	.00	.00	.00	.00	.25	.05	.00	.00
				Links 10+	.00	.01	.00	.00	.00	.00	.00	.00	.00	.00
15	1.06	(316,17)	.00	1.06	.01	.67	.00	.00	.00	.00	.33	.03	.00	.00
				Links 10+	.00	.01	.00	.00	.00	.00	.00	.00	.00	.00
16	1.04	(316,17)	.00	1.04	.01	.67	.00	.00	.00	.00	.33	.01	.00	.00
				Links 10+	.00	.01	.00	.00	.00	.00	.00	.00	.00	.00
17	1.04	(316,17)	.00	1.04	.01	.67	.00	.00	.00	.00	.33	.01	.00	.00
				Links 10+	.00	.01	.00	.00	.00	.00	.00	.00	.00	.00
18	1.09	(316,17)	.00	1.09	.01	.70	.00	.00	.00	.00	.34	.01	.00	.00
				Links 10+	.00	.01	.00	.00	.00	.00	.00	.00	.00	.00
19	1.07	(316,17)	.00	1.07	.01	.69	.00	.00	.00	.00	.34	.01	.00	.00
				Links 10+	.00	.01	.00	.00	.00	.00	.00	.00	.00	.00

JOB: HSS FDR Air Quality No-Build/105' Jets

RUN: FDR DRIVE BET E 67TH-75TH STS/105' JETS

LINK CONTRIBUTION TABLES

SECOND HIGHEST 8-HOUR AVERAGED LINK CONTRIBUTIONS
IN PARTS PER MILLION (PPM)
INCLUDING AMBIENT BACKGROUND CONCENTRATIONS.

Rcptr No.	Total Conc	Ending Day Hr	Ambient Backgnd	Total Link	Link +1	Link +2	Link +3	Link +4	Link +5	Link +6	Link +7	Link +8	Link +9	Link +10
20	1.06	(316,17)	.00	1.06	.01	.67	.00	.00	.00	.00	.34	.01	.00	.00
			Links 10+		.00	.01	.00	.00	.00	.00	.00	.00	.00	.00
21	1.07	(316,17)	.00	1.07	.01	.67	.00	.00	.00	.00	.36	.01	.00	.00
			Links 10+		.00	.01	.00	.00	.00	.00	.00	.00	.00	.00
22	1.11	(316,17)	.00	1.11	.01	.70	.00	.00	.00	.00	.37	.01	.00	.00
			Links 10+		.00	.01	.00	.00	.00	.00	.00	.00	.00	.00
23	1.11	(316,17)	.00	1.11	.01	.70	.00	.00	.00	.00	.37	.01	.00	.00
			Links 10+		.00	.01	.00	.00	.00	.00	.00	.00	.00	.00
24	1.11	(316,17)	.00	1.11	.01	.71	.00	.00	.00	.00	.37	.01	.00	.00
			Links 10+		.00	.00	.00	.00	.00	.00	.00	.00	.00	.00
25	1.10	(316,17)	.00	1.10	.01	.70	.00	.00	.00	.00	.37	.01	.00	.00
			Links 10+		.00	.00	.00	.00	.00	.00	.00	.00	.00	.00
26	1.10	(316,17)	.00	1.10	.01	.70	.00	.00	.00	.00	.37	.01	.00	.00
			Links 10+		.00	.00	.00	.00	.00	.00	.00	.00	.00	.00
27	1.11	(316,17)	.00	1.11	.00	.71	.00	.00	.00	.00	.39	.01	.00	.00
			Links 10+		.00	.00	.00	.00	.00	.00	.00	.00	.00	.00
28	1.11	(316,17)	.00	1.11	.00	.71	.00	.00	.00	.00	.39	.01	.00	.00
			Links 10+		.00	.00	.00	.00	.00	.00	.00	.00	.00	.00
29	1.11	(316,17)	.00	1.11	.00	.71	.00	.00	.00	.00	.39	.01	.00	.00
			Links 10+		.00	.00	.00	.00	.00	.00	.00	.00	.00	.00
30	1.11	(316,17)	.00	1.11	.00	.73	.00	.00	.00	.00	.39	.00	.00	.00
			Links 10+		.00	.00	.00	.00	.00	.00	.00	.00	.00	.00
31	1.36	(326, 1)	.00	1.36	.00	.20	.36	.00	.00	.29	.00	.00	.01	.00
			Links 10+		.50	.00	.00	.00	.00	.00	.00	.00	.00	.00
32	1.51	(326, 1)	.00	1.51	.00	.00	.53	.00	.00	.29	.00	.00	.01	.00
			Links 10+		.69	.00	.00	.00	.00	.00	.00	.00	.00	.00
33	1.46	(316,17)	.00	1.46	.00	.41	.27	.00	.00	.07	.31	.00	.00	.00
			Links 10+		.39	.00	.00	.00	.00	.00	.00	.00	.00	.00
34	1.51	(316,17)	.00	1.51	.00	.27	.36	.00	.00	.09	.27	.00	.00	.00
			Links 10+		.53	.00	.00	.00	.00	.00	.00	.00	.00	.00
35	1.43	(50,12)	.00	1.43	.00	.27	.33	.00	.00	.03	.28	.00	.00	.02
			Links 10+		.50	.00	.00	.00	.00	.00	.00	.00	.00	.00
36	1.54	(316,17)	.00	1.54	.00	.20	.43	.00	.00	.14	.17	.00	.00	.00
			Links 10+		.60	.00	.00	.00	.00	.00	.00	.00	.00	.00
37	1.36	(129,23)	.00	1.36	.00	.19	.45	.00	.00	.11	.18	.00	.00	.00
			Links 10+		.44	.00	.00	.00	.00	.00	.00	.00	.00	.00
38	1.20	(129,23)	.00	1.20	.00	.18	.46	.00	.00	.11	.18	.00	.00	.00
			Links 10+		.28	.00	.00	.00	.00	.00	.00	.00	.00	.00

JOB: HSS FDR Air Quality No-Build/105' Jets

RUN: FDR DRIVE BET E 67TH-75TH STS/105' JETS

LINK CONTRIBUTION TABLES

SECOND HIGHEST 8-HOUR AVERAGED LINK CONTRIBUTIONS
IN PARTS PER MILLION (PPM)
INCLUDING AMBIENT BACKGROUND CONCENTRATIONS.

Rcptr No.	Total Conc	Ending Day Hr	Ambient Backgnd	Total Link	Link +1	Link +2	Link +3	Link +4	Link +5	Link +6	Link +7	Link +8	Link +9	Link +10
39	1.09	(129,23)	.00	1.09	.00	.15	.48	.00	.00	.13	.15	.00	.00	.00
				Links 10+	.19	.00	.00	.00	.00	.00	.00	.00	.00	.00
40	1.07	(316,17)	.00	1.07	.00	.10	.51	.00	.00	.21	.11	.00	.01	.00
				Links 10+	.11	.00	.00	.00	.00	.00	.00	.00	.00	.00
41	1.06	(316,17)	.00	1.06	.00	.10	.51	.00	.00	.23	.11	.00	.01	.00
				Links 10+	.09	.00	.00	.00	.00	.00	.00	.00	.00	.00
42	1.01	(285,24)	.00	1.01	.00	.00	.61	.01	.01	.31	.00	.00	.06	.00
				Links 10+	.00	.00	.00	.00	.00	.00	.00	.00	.00	.00
43	.98	(50,12)	.00	.98	.00	.08	.48	.00	.00	.22	.12	.00	.02	.00
				Links 10+	.07	.00	.00	.00	.00	.00	.00	.00	.00	.00
44	.99	(316,17)	.00	.99	.00	.07	.53	.00	.00	.24	.09	.00	.01	.00
				Links 10+	.04	.00	.00	.00	.00	.00	.00	.00	.00	.00
45	1.00	(316,17)	.00	1.00	.00	.07	.53	.00	.00	.26	.09	.00	.01	.00
				Links 10+	.04	.00	.00	.00	.00	.00	.00	.00	.00	.00
46	.97	(316,17)	.00	.97	.00	.06	.53	.00	.00	.26	.09	.00	.01	.00
				Links 10+	.03	.00	.00	.00	.00	.00	.00	.00	.00	.00
47	.95	(129,23)	.00	.95	.00	.08	.55	.00	.00	.21	.08	.00	.01	.00
				Links 10+	.03	.00	.00	.00	.00	.00	.00	.00	.00	.00
48	.94	(129,23)	.00	.94	.00	.08	.55	.00	.00	.21	.08	.00	.01	.00
				Links 10+	.01	.00	.00	.00	.00	.00	.00	.00	.00	.00
49	.93	(129,23)	.00	.92	.00	.08	.55	.00	.00	.21	.08	.00	.01	.00
				Links 10+	.00	.00	.00	.00	.00	.00	.00	.00	.00	.00
50	.94	(129,23)	.00	.94	.00	.06	.56	.00	.00	.23	.08	.00	.01	.00
				Links 10+	.00	.00	.00	.00	.00	.00	.00	.00	.00	.00
51	.93	(316,17)	.00	.93	.00	.04	.54	.00	.00	.27	.04	.00	.01	.00
				Links 10+	.01	.00	.00	.00	.00	.00	.00	.00	.00	.00
52	.93	(316,17)	.00	.93	.00	.04	.54	.00	.00	.27	.04	.00	.01	.00
				Links 10+	.01	.00	.00	.00	.00	.00	.00	.00	.00	.00
53	.93	(316,17)	.00	.93	.00	.04	.54	.00	.00	.27	.04	.00	.01	.00
				Links 10+	.01	.00	.00	.00	.00	.00	.00	.00	.00	.00
54	.93	(326, 1)	.00	.93	.00	.00	.40	.19	.27	.07	.00	.00	.00	.00
				Links 10+	.00	.00	.00	.00	.00	.00	.00	.00	.00	.00
55	.90	(316,17)	.00	.90	.00	.01	.54	.00	.00	.27	.04	.00	.01	.00
				Links 10+	.01	.00	.00	.00	.00	.00	.00	.00	.00	.00
56	.90	(316,17)	.00	.90	.00	.01	.53	.01	.01	.26	.03	.00	.03	.00
				Links 10+	.01	.00	.00	.00	.00	.00	.00	.00	.00	.00
57	1.06	(247,16)	.00	1.06	.41	.00	.00	.00	.00	.00	.01	.27	.00	.00
				Links 10+	.00	.36	.00	.00	.00	.00	.00	.00	.00	.00

DATE : 7/17/ 8
TIME : 15:53: 8

JOB: HSS FDR Air Quality No-Build/105' Jets

RUN: FDR DRIVE BET E 67TH-75TH STS/105' JETS

LINK CONTRIBUTION TABLES

SECOND HIGHEST 8-HOUR AVERAGED LINK CONTRIBUTIONS
IN PARTS PER MILLION (PPM)
INCLUDING AMBIENT BACKGROUND CONCENTRATIONS.

Rcptr No.	Total Conc	Ending Day Hr	Ambient Backgnd	Total Link	Link +1	Link +2	Link +3	Link +4	Link +5	Link +6	Link +7	Link +8	Link +9	Link +10
58	1.07	(247,16)	.00	1.07	.41	.00	.00	.00	.00	.00	.00	.30	.00	.00
				Links 10+	.00	.36	.00	.00	.00	.00	.00	.00	.00	.00
59	1.09	(326, 1)	.00	1.09	.44	.11	.00	.00	.00	.00	.20	.13	.00	.00
				Links 10+	.00	.20	.00	.00	.00	.00	.00	.00	.00	.00
60	1.10	(326, 1)	.00	1.10	.47	.04	.00	.00	.00	.00	.13	.17	.00	.00
				Links 10+	.00	.29	.00	.00	.00	.00	.00	.00	.00	.00

MAXIMUM 1-HOUR AVERAGED LINK CONTRIBUTIONS
IN PARTS PER MILLION (PPM)
INCLUDING AMBIENT BACKGROUND CONCENTRATIONS.

Rcptr No.	Total Conc	Ending Day Hr	Ambient Backgnd	Total Link	Link +1	Link +2	Link +3	Link +4	Link +5	Link +6	Link +7	Link +8	Link +9	Link +10
1	2.30	(41,18)	.00	2.30	.00	1.50	.10	.00	.00	.10	.60	.00	.00	.00
				Links 10+	.00	.00	.00	.00	.00	.00	.00	.00	.00	.00
2	2.30	(41,18)	.00	2.30	.00	1.50	.10	.00	.00	.10	.60	.00	.00	.00
				Links 10+	.00	.00	.00	.00	.00	.00	.00	.00	.00	.00
3	2.30	(41,18)	.00	2.30	.00	1.50	.10	.00	.00	.10	.60	.00	.00	.00
				Links 10+	.00	.00	.00	.00	.00	.00	.00	.00	.00	.00
4	2.30	(41,18)	.00	2.30	.00	1.50	.10	.00	.00	.10	.60	.00	.00	.00
				Links 10+	.00	.00	.00	.00	.00	.00	.00	.00	.00	.00
5	2.30	(41,18)	.00	2.30	.00	1.50	.10	.00	.00	.10	.60	.00	.00	.00
				Links 10+	.00	.00	.00	.00	.00	.00	.00	.00	.00	.00
6	2.30	(41,18)	.00	2.30	.00	1.50	.10	.00	.00	.10	.60	.00	.00	.00
				Links 10+	.00	.00	.00	.00	.00	.00	.00	.00	.00	.00
7	2.30	(41,18)	.00	2.30	.00	1.50	.10	.00	.00	.10	.60	.00	.00	.00
				Links 10+	.00	.00	.00	.00	.00	.00	.00	.00	.00	.00
8	2.30	(41,18)	.00	2.30	.00	1.50	.10	.00	.00	.10	.60	.00	.00	.00
				Links 10+	.00	.00	.00	.00	.00	.00	.00	.00	.00	.00
9	2.30	(41,18)	.00	2.30	.00	1.50	.10	.00	.00	.10	.60	.00	.00	.00
				Links 10+	.00	.00	.00	.00	.00	.00	.00	.00	.00	.00
10	2.30	(41,18)	.00	2.30	.00	1.50	.10	.00	.00	.10	.60	.00	.00	.00
				Links 10+	.00	.00	.00	.00	.00	.00	.00	.00	.00	.00
11	2.20	(41,18)	.00	2.20	.00	1.50	.10	.00	.00	.10	.50	.00	.00	.00
				Links 10+	.00	.00	.00	.00	.00	.00	.00	.00	.00	.00
12	2.20	(285,21)	.00	2.20	.00	1.40	.00	.00	.00	.00	.70	.00	.00	.10
				Links 10+	.00	.00	.00	.00	.00	.00	.00	.00	.00	.00

JOB: HSS FDR Air Quality No-Build/105' Jets

RUN: FDR DRIVE BET E 67TH-75TH STS/105' JETS

LINK CONTRIBUTION TABLES

MAXIMUM 1-HOUR AVERAGED LINK CONTRIBUTIONS
IN PARTS PER MILLION (PPM)
INCLUDING AMBIENT BACKGROUND CONCENTRATIONS.

Rcptr No.	Total Conc	Ending Day Hr	Ambient Backgnd	Total Link	Link +1	Link +2	Link +3	Link +4	Link +5	Link +6	Link +7	Link +8	Link +9	Link +10
13	2.30	(41,18)	.00	2.30	.00	1.50	.10	.00	.10	.10	.50	.00	.00	.00
				Links 10+	.00	.00	.00	.00	.00	.00	.00	.00	.00	.00
14	2.30	(41,18)	.00	2.30	.00	1.40	.10	.00	.10	.10	.50	.00	.00	.00
				Links 10+	.10	.00	.00	.00	.00	.00	.00	.00	.00	.00
15	2.30	(41,18)	.00	2.30	.00	1.40	.10	.00	.10	.10	.50	.00	.00	.00
				Links 10+	.10	.00	.00	.00	.00	.00	.00	.00	.00	.00
16	2.30	(41,18)	.00	2.30	.00	1.40	.10	.00	.10	.10	.50	.00	.00	.00
				Links 10+	.10	.00	.00	.00	.00	.00	.00	.00	.00	.00
17	2.40	(41,18)	.00	2.40	.00	1.40	.10	.00	.10	.20	.50	.00	.00	.00
				Links 10+	.10	.00	.00	.00	.00	.00	.00	.00	.00	.00
18	2.40	(41,18)	.00	2.40	.00	1.40	.20	.00	.10	.20	.40	.00	.00	.00
				Links 10+	.10	.00	.00	.00	.00	.00	.00	.00	.00	.00
19	2.40	(41,18)	.00	2.40	.00	1.40	.20	.00	.10	.20	.40	.00	.00	.00
				Links 10+	.10	.00	.00	.00	.00	.00	.00	.00	.00	.00
20	2.30	(41,18)	.00	2.30	.00	1.30	.20	.00	.10	.20	.40	.00	.00	.00
				Links 10+	.10	.00	.00	.00	.00	.00	.00	.00	.00	.00
21	2.50	(41,18)	.00	2.50	.00	1.30	.20	.10	.10	.20	.40	.00	.10	.00
				Links 10+	.10	.00	.00	.00	.00	.00	.00	.00	.00	.00
22	2.40	(41,18)	.00	2.40	.00	1.30	.20	.10	.10	.20	.30	.00	.10	.00
				Links 10+	.10	.00	.00	.00	.00	.00	.00	.00	.00	.00
23	2.50	(41,18)	.00	2.50	.00	1.20	.30	.10	.10	.30	.30	.00	.10	.00
				Links 10+	.10	.00	.00	.00	.00	.00	.00	.00	.00	.00
24	2.60	(41,18)	.00	2.60	.00	1.20	.30	.10	.10	.30	.30	.00	.10	.00
				Links 10+	.20	.00	.00	.00	.00	.00	.00	.00	.00	.00
25	2.40	(41,18)	.00	2.40	.00	1.10	.30	.10	.10	.30	.20	.00	.10	.00
				Links 10+	.20	.00	.00	.00	.00	.00	.00	.00	.00	.00
26	2.60	(41,18)	.00	2.60	.00	1.00	.40	.10	.10	.40	.20	.00	.10	.00
				Links 10+	.30	.00	.00	.00	.00	.00	.00	.00	.00	.00
27	2.50	(41,18)	.00	2.50	.00	1.00	.40	.10	.10	.40	.10	.00	.10	.00
				Links 10+	.30	.00	.00	.00	.00	.00	.00	.00	.00	.00
28	2.50	(41,18)	.00	2.50	.00	.80	.50	.10	.10	.40	.10	.00	.10	.00
				Links 10+	.40	.00	.00	.00	.00	.00	.00	.00	.00	.00
29	2.70	(41,18)	.00	2.70	.00	.70	.70	.10	.10	.50	.00	.00	.10	.00
				Links 10+	.50	.00	.00	.00	.00	.00	.00	.00	.00	.00
30	2.70	(41,18)	.00	2.70	.00	.40	.80	.10	.10	.50	.00	.00	.10	.00
				Links 10+	.70	.00	.00	.00	.00	.00	.00	.00	.00	.00
31	3.00	(285,21)	.00	3.00	.00	.40	.80	.00	.00	.60	.00	.00	.10	.00
				Links 10+	1.10	.00	.00	.00	.00	.00	.00	.00	.00	.00

DATE : 7/17/ 8
TIME : 15:53: 8

JOB: HSS FDR Air Quality No-Build/105' Jets

RUN: FDR DRIVE BET E 67TH-75TH STS/105' JETS

LINK CONTRIBUTION TABLES

MAXIMUM 1-HOUR AVERAGED LINK CONTRIBUTIONS
IN PARTS PER MILLION (PPM)
INCLUDING AMBIENT BACKGROUND CONCENTRATIONS.

Rcptr No.	Total Conc	Ending Day Hr	Ambient Backgnd	Total Link	Link +1	Link +2	Link +3	Link +4	Link +5	Link +6	Link +7	Link +8	Link +9	Link +10
32	3.30	(285,21)	.00	3.30	.00	.00	1.10	.00	.00	.60	.00	.00	.10	.00
				Links 10+	1.50	.00	.00	.00	.00	.00	.00	.00	.00	.00
33	3.20	(285,21)	.00	3.20	.00	.00	1.10	.00	.00	.60	.00	.00	.10	.00
				Links 10+	1.40	.00	.00	.00	.00	.00	.00	.00	.00	.00
34	2.90	(50, 8)	.00	2.90	.00	.60	.60	.00	.00	.00	.70	.00	.00	.10
				Links 10+	.90	.00	.00	.00	.00	.00	.00	.00	.00	.00
35	3.10	(50, 8)	.00	3.10	.00	.40	.80	.00	.00	.10	.60	.00	.00	.10
				Links 10+	1.10	.00	.00	.00	.00	.00	.00	.00	.00	.00
36	3.20	(50, 8)	.00	3.20	.00	.30	.90	.00	.00	.20	.50	.00	.00	.00
				Links 10+	1.30	.00	.00	.00	.00	.00	.00	.00	.00	.00
37	2.80	(50, 8)	.00	2.80	.00	.20	.90	.00	.00	.30	.40	.00	.00	.00
				Links 10+	1.00	.00	.00	.00	.00	.00	.00	.00	.00	.00
38	2.50	(316,17)	.00	2.50	.00	.50	.80	.00	.00	.10	.50	.00	.00	.00
				Links 10+	.60	.00	.00	.00	.00	.00	.00	.00	.00	.00
39	2.30	(50, 8)	.00	2.30	.00	.20	1.00	.00	.00	.40	.30	.00	.00	.00
				Links 10+	.40	.00	.00	.00	.00	.00	.00	.00	.00	.00
40	2.30	(316,17)	.00	2.30	.00	.40	.90	.00	.00	.20	.40	.00	.00	.00
				Links 10+	.40	.00	.00	.00	.00	.00	.00	.00	.00	.00
41	2.20	(316,17)	.00	2.20	.00	.40	.90	.00	.00	.20	.40	.00	.00	.00
				Links 10+	.30	.00	.00	.00	.00	.00	.00	.00	.00	.00
42	2.00	(29, 9)	.00	2.00	.00	.10	1.00	.00	.00	.40	.20	.00	.10	.00
				Links 10+	.20	.00	.00	.00	.00	.00	.00	.00	.00	.00
43	1.90	(29, 9)	.00	1.90	.00	.10	1.00	.00	.00	.40	.20	.00	.10	.00
				Links 10+	.10	.00	.00	.00	.00	.00	.00	.00	.00	.00
44	2.10	(316,17)	.00	2.10	.00	.30	1.00	.00	.00	.30	.30	.00	.00	.00
				Links 10+	.20	.00	.00	.00	.00	.00	.00	.00	.00	.00
45	2.10	(316,17)	.00	2.10	.00	.30	1.00	.00	.00	.30	.30	.00	.00	.00
				Links 10+	.20	.00	.00	.00	.00	.00	.00	.00	.00	.00
46	2.00	(50, 8)	.00	2.00	.00	.10	1.10	.00	.00	.50	.10	.00	.10	.00
				Links 10+	.10	.00	.00	.00	.00	.00	.00	.00	.00	.00
47	1.80	(29, 9)	.00	1.80	.00	.10	1.00	.00	.00	.40	.10	.00	.10	.00
				Links 10+	.10	.00	.00	.00	.00	.00	.00	.00	.00	.00
48	1.90	(29, 9)	.00	1.90	.00	.10	1.00	.00	.00	.50	.10	.00	.10	.00
				Links 10+	.10	.00	.00	.00	.00	.00	.00	.00	.00	.00
49	1.90	(285,21)	.00	1.90	.00	.00	1.10	.10	.10	.50	.00	.00	.10	.00
				Links 10+	.00	.00	.00	.00	.00	.00	.00	.00	.00	.00
50	1.90	(316,17)	.00	1.90	.00	.20	1.10	.00	.00	.30	.20	.00	.00	.00
				Links 10+	.10	.00	.00	.00	.00	.00	.00	.00	.00	.00

JOB: HSS FDR Air Quality No-Build/105' Jets

RUN: FDR DRIVE BET E 67TH-75TH STS/105' JETS

LINK CONTRIBUTION TABLES

MAXIMUM 1-HOUR AVERAGED LINK CONTRIBUTIONS
IN PARTS PER MILLION (PPM)
INCLUDING AMBIENT BACKGROUND CONCENTRATIONS.

Rcptr No.	Total Conc	Ending Day Hr	Ambient Backgnd	Total Link	Link +1	Link +2	Link +3	Link +4	Link +5	Link +6	Link +7	Link +8	Link +9	Link +10
51	2.00	(316,17)	.00	2.00	.00	.20	1.10	.00	.00	.40	.20	.00	.00	.00
			Links	10+	.10	.00	.00	.00	.00	.00	.00	.00	.00	.00
52	2.00	(316,17)	.00	2.00	.00	.20	1.10	.00	.00	.40	.20	.00	.00	.00
			Links	10+	.10	.00	.00	.00	.00	.00	.00	.00	.00	.00
53	2.00	(285,21)	.00	2.00	.00	.00	1.00	.30	.50	.20	.00	.00	.00	.00
			Links	10+	.00	.00	.00	.00	.00	.00	.00	.00	.00	.00
54	2.00	(316,17)	.00	2.00	.00	.20	1.10	.00	.00	.40	.20	.00	.00	.00
			Links	10+	.10	.00	.00	.00	.00	.00	.00	.00	.00	.00
55	2.00	(285,21)	.00	2.00	.00	.00	.50	.80	.70	.00	.00	.00	.00	.00
			Links	10+	.00	.00	.00	.00	.00	.00	.00	.00	.00	.00
56	1.90	(285,21)	.00	1.90	.00	.00	.00	1.20	.70	.00	.00	.00	.00	.00
			Links	10+	.00	.00	.00	.00	.00	.00	.00	.00	.00	.00
57	2.30	(41,18)	.00	2.30	.20	1.30	.10	.00	.00	.10	.60	.00	.00	.00
			Links	10+	.00	.00	.00	.00	.00	.00	.00	.00	.00	.00
58	2.20	(41,18)	.00	2.20	.40	1.00	.10	.00	.00	.10	.60	.00	.00	.00
			Links	10+	.00	.00	.00	.00	.00	.00	.00	.00	.00	.00
59	2.40	(285,21)	.00	2.40	1.00	.30	.00	.00	.00	.00	.40	.20	.00	.10
			Links	10+	.00	.40	.00	.00	.00	.00	.00	.00	.00	.00
60	2.50	(285,21)	.00	2.50	1.00	.10	.00	.00	.00	.00	.30	.40	.00	.10
			Links	10+	.00	.60	.00	.00	.00	.00	.00	.00	.00	.00

SECOND HIGHEST 1-HOUR AVERAGED LINK CONTRIBUTIONS
IN PARTS PER MILLION (PPM)
INCLUDING AMBIENT BACKGROUND CONCENTRATIONS.

Rcptr No.	Total Conc	Ending Day Hr	Ambient Backgnd	Total Link	Link +1	Link +2	Link +3	Link +4	Link +5	Link +6	Link +7	Link +8	Link +9	Link +10
1	2.20	(285,21)	.00	2.20	.00	1.40	.00	.00	.00	.00	.70	.00	.00	.10
			Links	10+	.00	.00	.00	.00	.00	.00	.00	.00	.00	.00
2	2.20	(285,21)	.00	2.20	.00	1.40	.00	.00	.00	.00	.70	.00	.00	.10
			Links	10+	.00	.00	.00	.00	.00	.00	.00	.00	.00	.00
3	2.20	(50, 8)	.00	2.20	.50	.70	.00	.00	.00	.00	.00	.50	.00	.00
			Links	10+	.00	.50	.00	.00	.00	.00	.00	.00	.00	.00
4	2.30	(50, 8)	.00	2.30	.30	1.00	.00	.00	.00	.00	.10	.40	.00	.00
			Links	10+	.00	.50	.00	.00	.00	.00	.00	.00	.00	.00
5	2.30	(50, 8)	.00	2.30	.20	1.10	.00	.00	.00	.00	.20	.40	.00	.00
			Links	10+	.00	.40	.00	.00	.00	.00	.00	.00	.00	.00

JOB: HSS FDR Air Quality No-Build/105' Jets

RUN: FDR DRIVE BET E 67TH-75TH STS/105' JETS

LINK CONTRIBUTION TABLES

SECOND HIGHEST 1-HOUR AVERAGED LINK CONTRIBUTIONS
IN PARTS PER MILLION (PPM)
INCLUDING AMBIENT BACKGROUND CONCENTRATIONS.

Rcptr No.	Total Conc	Ending Day Hr	Ambient Backgnd	Total Link	Link +1	Link +2	Link +3	Link +4	Link +5	Link +6	Link +7	Link +8	Link +9	Link +10
6	2.20	(50, 8)	.00	2.20	.20	1.10	.00	.00	.00	.00	.30	.30	.00	.00
				Links 10+	.00	.30	.00	.00	.00	.00	.00	.00	.00	.00
7	2.20	(285,21)	.00	2.20	.00	1.40	.00	.00	.00	.00	.70	.00	.00	.10
				Links 10+	.00	.00	.00	.00	.00	.00	.00	.00	.00	.00
8	2.20	(50, 8)	.00	2.20	.10	1.20	.00	.00	.00	.00	.50	.20	.00	.00
				Links 10+	.00	.20	.00	.00	.00	.00	.00	.00	.00	.00
9	2.30	(50, 8)	.00	2.30	.10	1.30	.00	.00	.00	.00	.50	.20	.00	.00
				Links 10+	.00	.20	.00	.00	.00	.00	.00	.00	.00	.00
10	2.20	(50, 8)	.00	2.20	.10	1.30	.00	.00	.00	.00	.60	.10	.00	.00
				Links 10+	.00	.10	.00	.00	.00	.00	.00	.00	.00	.00
11	2.20	(50, 8)	.00	2.20	.10	1.30	.00	.00	.00	.00	.60	.10	.00	.00
				Links 10+	.00	.10	.00	.00	.00	.00	.00	.00	.00	.00
12	2.10	(41,18)	.00	2.10	.00	1.40	.10	.00	.00	.10	.50	.00	.00	.00
				Links 10+	.00	.00	.00	.00	.00	.00	.00	.00	.00	.00
13	2.20	(285,21)	.00	2.20	.00	1.40	.00	.00	.00	.00	.70	.00	.00	.10
				Links 10+	.00	.00	.00	.00	.00	.00	.00	.00	.00	.00
14	2.20	(285,21)	.00	2.20	.00	1.40	.00	.00	.00	.00	.70	.00	.00	.10
				Links 10+	.00	.00	.00	.00	.00	.00	.00	.00	.00	.00
15	2.20	(50, 8)	.00	2.20	.00	1.30	.00	.00	.00	.00	.70	.10	.00	.00
				Links 10+	.00	.10	.00	.00	.00	.00	.00	.00	.00	.00
16	2.20	(285,21)	.00	2.20	.00	1.40	.00	.00	.00	.00	.70	.00	.00	.10
				Links 10+	.00	.00	.00	.00	.00	.00	.00	.00	.00	.00
17	2.20	(285,21)	.00	2.20	.00	1.40	.00	.00	.00	.00	.70	.00	.00	.10
				Links 10+	.00	.00	.00	.00	.00	.00	.00	.00	.00	.00
18	2.20	(285,21)	.00	2.20	.00	1.40	.00	.00	.00	.00	.70	.00	.00	.10
				Links 10+	.00	.00	.00	.00	.00	.00	.00	.00	.00	.00
19	2.20	(285,21)	.00	2.20	.00	1.40	.00	.00	.00	.00	.70	.00	.00	.10
				Links 10+	.00	.00	.00	.00	.00	.00	.00	.00	.00	.00
20	2.20	(285,21)	.00	2.20	.00	1.40	.00	.00	.00	.00	.70	.00	.00	.10
				Links 10+	.00	.00	.00	.00	.00	.00	.00	.00	.00	.00
21	2.20	(285,21)	.00	2.20	.00	1.40	.00	.00	.00	.00	.70	.00	.00	.10
				Links 10+	.00	.00	.00	.00	.00	.00	.00	.00	.00	.00
22	2.20	(50, 8)	.00	2.20	.00	1.40	.00	.00	.00	.00	.70	.00	.00	.10
				Links 10+	.00	.00	.00	.00	.00	.00	.00	.00	.00	.00
23	2.20	(50, 8)	.00	2.20	.00	1.40	.00	.00	.00	.00	.70	.00	.00	.10
				Links 10+	.00	.00	.00	.00	.00	.00	.00	.00	.00	.00
24	2.20	(50, 8)	.00	2.20	.00	1.40	.00	.00	.00	.00	.70	.00	.00	.10
				Links 10+	.00	.00	.00	.00	.00	.00	.00	.00	.00	.00

JOB: HSS FDR Air Quality No-Build/105' Jets

RUN: FDR DRIVE BET E 67TH-75TH STS/105' JETS

LINK CONTRIBUTION TABLES

SECOND HIGHEST 1-HOUR AVERAGED LINK CONTRIBUTIONS
IN PARTS PER MILLION (PPM)
INCLUDING AMBIENT BACKGROUND CONCENTRATIONS.

Rcptr No.	Total Conc	Ending Day Hr	Ambient Backgnd	Total Link	Link +1	Link +2	Link +3	Link +4	Link +5	Link +6	Link +7	Link +8	Link +9	Link +10
25	2.20	(50, 8)	.00	2.20	.00	1.40	.00	.00	.00	.00	.70	.00	.00	.10
				Links 10+	.00	.00	.00	.00	.00	.00	.00	.00	.00	.00
26	2.20	(50, 8)	.00	2.20	.00	1.40	.00	.00	.00	.00	.70	.00	.00	.10
				Links 10+	.00	.00	.00	.00	.00	.00	.00	.00	.00	.00
27	2.30	(285,21)	.00	2.30	.00	1.40	.10	.00	.00	.20	.50	.00	.00	.00
				Links 10+	.10	.00	.00	.00	.00	.00	.00	.00	.00	.00
28	2.40	(285,21)	.00	2.40	.00	1.30	.10	.00	.00	.30	.40	.00	.10	.00
				Links 10+	.20	.00	.00	.00	.00	.00	.00	.00	.00	.00
29	2.40	(285,21)	.00	2.40	.00	1.20	.20	.00	.00	.40	.20	.00	.10	.00
				Links 10+	.30	.00	.00	.00	.00	.00	.00	.00	.00	.00
30	2.60	(285,21)	.00	2.60	.00	.90	.40	.00	.00	.50	.10	.00	.10	.00
				Links 10+	.60	.00	.00	.00	.00	.00	.00	.00	.00	.00
31	2.90	(41,18)	.00	2.90	.00	.10	1.10	.10	.10	.50	.00	.00	.10	.00
				Links 10+	.90	.00	.00	.00	.00	.00	.00	.00	.00	.00
32	3.00	(41,18)	.00	3.00	.00	.00	1.20	.10	.10	.50	.00	.00	.10	.00
				Links 10+	1.00	.00	.00	.00	.00	.00	.00	.00	.00	.00
33	2.60	(41,18)	.00	2.60	.00	.00	1.20	.10	.10	.40	.00	.00	.10	.00
				Links 10+	.70	.00	.00	.00	.00	.00	.00	.00	.00	.00
34	2.80	(76,19)	.00	2.80	.00	.60	.60	.00	.00	.00	.60	.00	.00	.10
				Links 10+	.90	.00	.00	.00	.00	.00	.00	.00	.00	.00
35	2.90	(29, 9)	.00	2.90	.00	.50	.70	.00	.00	.10	.60	.00	.00	.10
				Links 10+	.90	.00	.00	.00	.00	.00	.00	.00	.00	.00
36	3.00	(29, 9)	.00	3.00	.00	.40	.80	.00	.00	.10	.50	.00	.00	.10
				Links 10+	1.10	.00	.00	.00	.00	.00	.00	.00	.00	.00
37	2.70	(316,17)	.00	2.70	.00	.60	.70	.00	.00	.10	.50	.00	.00	.00
				Links 10+	.80	.00	.00	.00	.00	.00	.00	.00	.00	.00
38	2.40	(29, 9)	.00	2.40	.00	.30	.90	.00	.00	.20	.40	.00	.00	.00
				Links 10+	.60	.00	.00	.00	.00	.00	.00	.00	.00	.00
39	2.30	(316,17)	.00	2.30	.00	.50	.80	.00	.00	.10	.40	.00	.00	.00
				Links 10+	.50	.00	.00	.00	.00	.00	.00	.00	.00	.00
40	2.00	(29, 9)	.00	2.00	.00	.20	.90	.00	.00	.30	.30	.00	.00	.00
				Links 10+	.30	.00	.00	.00	.00	.00	.00	.00	.00	.00
41	2.00	(76,19)	.00	2.00	.00	.10	1.00	.00	.00	.40	.20	.00	.10	.00
				Links 10+	.20	.00	.00	.00	.00	.00	.00	.00	.00	.00
42	2.00	(50, 8)	.00	2.00	.00	.10	1.00	.00	.00	.50	.20	.00	.10	.00
				Links 10+	.10	.00	.00	.00	.00	.00	.00	.00	.00	.00
43	1.90	(50, 8)	.00	1.90	.00	.10	1.00	.00	.00	.50	.10	.00	.10	.00
				Links 10+	.10	.00	.00	.00	.00	.00	.00	.00	.00	.00

DATE : 7/17/ 8
TIME : 15:53: 8

JOB: HSS FDR Air Quality No-Build/105' Jets

RUN: FDR DRIVE BET E 67TH-75TH STS/105' JETS

LINK CONTRIBUTION TABLES

SECOND HIGHEST 1-HOUR AVERAGED LINK CONTRIBUTIONS
IN PARTS PER MILLION (PPM)
INCLUDING AMBIENT BACKGROUND CONCENTRATIONS.

Rcptr No.	Total Conc	Ending Day Hr	Ambient Backgnd	Total Link	Link +1	Link +2	Link +3	Link +4	Link +5	Link +6	Link +7	Link +8	Link +9	Link +10
44	1.90	(29, 9)	.00	1.90	.00	.10	1.00	.00	.00	.40	.20	.00	.10	.00
				Links 10+	.10	.00	.00	.00	.00	.00	.00	.00	.00	.00
45	2.00	(50, 8)	.00	2.00	.00	.10	1.10	.00	.00	.50	.10	.00	.10	.00
				Links 10+	.10	.00	.00	.00	.00	.00	.00	.00	.00	.00
46	1.90	(316,17)	.00	1.90	.00	.20	1.00	.00	.00	.30	.30	.00	.00	.00
				Links 10+	.10	.00	.00	.00	.00	.00	.00	.00	.00	.00
47	1.80	(50, 8)	.00	1.80	.00	.00	1.10	.00	.00	.50	.10	.00	.10	.00
				Links 10+	.00	.00	.00	.00	.00	.00	.00	.00	.00	.00
48	1.80	(50, 8)	.00	1.80	.00	.00	1.10	.00	.00	.50	.10	.00	.10	.00
				Links 10+	.00	.00	.00	.00	.00	.00	.00	.00	.00	.00
49	1.80	(29, 9)	.00	1.80	.00	.10	1.00	.00	.00	.50	.10	.00	.10	.00
				Links 10+	.00	.00	.00	.00	.00	.00	.00	.00	.00	.00
50	1.90	(29, 9)	.00	1.90	.00	.10	1.10	.00	.00	.50	.10	.00	.10	.00
				Links 10+	.00	.00	.00	.00	.00	.00	.00	.00	.00	.00
51	1.90	(41,18)	.00	1.90	.00	.00	.80	.50	.50	.10	.00	.00	.00	.00
				Links 10+	.00	.00	.00	.00	.00	.00	.00	.00	.00	.00
52	1.80	(29, 9)	.00	1.80	.00	.10	1.00	.00	.00	.50	.10	.00	.10	.00
				Links 10+	.00	.00	.00	.00	.00	.00	.00	.00	.00	.00
53	2.00	(316,17)	.00	2.00	.00	.20	1.10	.00	.00	.40	.20	.00	.00	.00
				Links 10+	.10	.00	.00	.00	.00	.00	.00	.00	.00	.00
54	1.90	(285,21)	.00	1.90	.00	.00	.80	.40	.60	.10	.00	.00	.00	.00
				Links 10+	.00	.00	.00	.00	.00	.00	.00	.00	.00	.00
55	1.90	(316,17)	.00	1.90	.00	.10	1.10	.00	.00	.40	.20	.00	.00	.00
				Links 10+	.10	.00	.00	.00	.00	.00	.00	.00	.00	.00
56	1.90	(316,17)	.00	1.90	.00	.10	1.10	.00	.00	.40	.10	.00	.10	.00
				Links 10+	.10	.00	.00	.00	.00	.00	.00	.00	.00	.00
57	2.20	(285,21)	.00	2.20	.50	.90	.00	.00	.00	.00	.70	.00	.00	.10
				Links 10+	.00	.00	.00	.00	.00	.00	.00	.00	.00	.00
58	2.20	(285,21)	.00	2.20	.80	.50	.00	.00	.00	.00	.60	.10	.00	.10
				Links 10+	.00	.10	.00	.00	.00	.00	.00	.00	.00	.00
59	2.10	(41,18)	.00	2.10	.60	.80	.00	.00	.00	.10	.60	.00	.00	.00
				Links 10+	.00	.00	.00	.00	.00	.00	.00	.00	.00	.00
60	2.30	(41,18)	.00	2.30	.70	.70	.00	.00	.00	.10	.60	.10	.00	.00
				Links 10+	.00	.10	.00	.00	.00	.00	.00	.00	.00	.00

JOB: HSS FDR Air Quality No-Build/105' Jets

RUN: FDR DRIVE BET E 67TH-75TH STS/105' JETS

CALM DURATION FREQUENCY

Hours of Consecutive Calm Winds	Frequency of Occurrence	(Julian day/hour ending) of Significant Occurrences
1	155	(5,13)(5,19)(5,23)(6, 4)(29,10)(41,19)(49,19)(52, 8)(52,12)(59,18) (61,13)(63, 2)(63,24)(67,13)(73,17)(75, 1)(75,22)(76,16)(82,20)(83,14) (85, 5)(86,13)(87, 1)(88, 6)(92, 5)(109,21)(110, 1)(110, 3)(118, 7)(118, 9) (122, 7)(124,23)(126,21)(126,23)(127, 8)(131, 4)(135, 7)(139, 5)(139,16)(140, 6) (141, 4)(141, 8)(145, 4)(145, 6)(146,21)(147, 7)(147,13)(148, 2)(148, 8)(148,10) (150,21)(150,23)(154, 4)(154,18)(156, 5)(156,11)(156,15)(157,16)(158, 7)(160, 7) (160,11)(162,12)(162,22)(163, 2)(164, 5)(165, 2)(165,16)(165,22)(166,13)(170, 1) (170,15)(173, 1)(174, 4)(174,11)(174,14)(174,22)(175, 2)(175,16)(176, 7)(177,22) (180, 5)(182,24)(183, 5)(184, 4)(185, 8)(185,10)(188, 1)(190, 9)(194,21)(196, 3) (199, 2)(200, 2)(200,18)(200,23)(201, 1)(206, 3)(213,24)(216,10)(218,22)(219, 4) (224, 6)(225, 4)(226, 7)(227,17)(227,19)(227,21)(232, 5)(233, 6)(236,12)(238, 5) (247, 1)(247,11)(247,20)(249,16)(249,18)(249,20)(250,11)(253,10)(253,14)(257, 6) (258,22)(263,11)(264,24)(265, 2)(267, 5)(273,10)(275, 6)(281, 2)(281, 5)(282, 2) (282, 7)(282,15)(285,22)(286,23)(291, 6)(297,22)(298, 4)(298, 9)(305,23)(307, 4) (307,11)(308, 5)(310, 3)(315, 3)(316,16)(320,16)(326, 1)(326,17)(326,22)(330, 6) (338,24)(343,13)(350,14)(357, 4)(358, 4)
2	42	(6, 2)(26,13)(26,16)(34,15)(37,14)(50, 6)(66,24)(75, 4)(76,21)(83, 6) (95,22)(117,23)(124, 5)(125, 3)(127,12)(131, 1)(132, 7)(138, 1)(147, 5)(154, 9) (174, 2)(175, 5)(175, 8)(179,12)(190, 7)(196, 6)(197,17)(198, 5)(202,23)(211, 5) (228, 3)(253,22)(259, 2)(263, 5)(267,11)(279, 1)(293, 9)(310, 1)(314, 4)(326,14) (327, 2)(350,12)
3	14	(29, 6)(118, 4)(145, 1)(165, 8)(201, 6)(247,24)(282,12)(298, 2)(309,22)(314, 8) (320, 7)(320,11)(331, 7)(351, 5)
4	6	(1, 9)(115, 7)(141,13)(170, 6)(231, 7)(280, 5)
5	5	(64,15)(77, 3)(139, 2)(330, 3)(362,13)
6	3	(163,10)(225,13)(359,22)
7	1	(140, 4)
8	1	(54,14)
16	1	(48,12)
23	1	(13,18)

Program terminated normally

JOB: HSS FDR Air Quality No-Build/105' Jets RUN: FDR DRIVE BET E 67TH-75TH STS/105' JETS

General Information

Run start date: 1/ 1/ 4 Julian: 1
end date: 12/31/ 4 Julian: 366

A Tier 2 approach was used for input data preparation.

The MODE flag has been set to C for calculating CO averages.

Ambient background concentrations are included in the averages below.

Site & Meteorological Constants

VS = .0 CM/S VD = .0 CM/S Z0 = 175. CM ATIM = 60.

Met. Sfc. Sta. Id & Yr = 72503 2004
Upper Air Sta. Id & Yr = 94703 2004

CAUTION: The input years for the Run and Meteorological data differ. The respective values are: 4 and 2004.

Urban mixing heights were processed.

In 2004, Julian day 1 is a Thursday.

The patterns from the input file have been assigned as follows:

Pattern # 1 is assigned to Monday.
Pattern # 1 is assigned to Tuesday.
Pattern # 1 is assigned to Wednesday.
Pattern # 1 is assigned to Thursday.
Pattern # 1 is assigned to Friday.
Pattern # 1 is assigned to Saturday.
Pattern # 1 is assigned to Sunday.

Link Data Constants - (Variable data in *.LNK file)

LINK DESCRIPTION	LINK COORDINATES (FT) X1	Y1	X2	Y2	LENGTH (FT)	BRG (DEG)	TYPE	H (FT)	W (FT)	NLANES
1. FDR N/B 67th-68th St*	-132.0	-225.0	15.0	-10.0	260.	34.	AG	.0	36.0	
2. FDR N/B 68th-71st St*	15.0	-10.0	438.0	608.0	749.	34.	AG	.0	36.0	
3. FDR N/B 71st-73rd St*	438.0	608.0	773.0	1098.0	594.	34.	AG	.0	36.0	
4. FDR N/B 73rd-75th St*	773.0	1098.0	1056.0	1625.0	598.	28.	AG	.0	36.0	
5. FDR S/B 75th-73rd St*	743.0	1118.0	1026.0	1645.0	598.	28.	AG	.0	36.0	
6. FDR S/B 73rd-71st St*	408.0	628.0	743.0	1118.0	594.	34.	AG	.0	36.0	

JOB: HSS FDR Air Quality No-Build/105' Jets

RUN: FDR DRIVE BET E 67TH-75TH STS/105' JETS

Link Data Constants - (Variable data in *.LNK file)

	LINK DESCRIPTION	LINK COORDINATES (FT) X1	Y1	X2	Y2	LENGTH (FT)	BRG (DEG)	TYPE	H (FT)	W (FT)	NLANES
7.	FDR S/B 71st-68th St	-15.0	10.0	408.0	628.0	749.	34.	AG	.0	36.0	
8.	FDR S/B 68th-67th St	-162.0	-205.0	-15.0	10.0	260.	34.	AG	.0	36.0	
9.	FDR Service Rd 73-71	385.0	644.0	720.0	1134.0	594.	34.	AG	.0	32.0	
10.	FDR Service Rd 68-71	-38.0	26.0	385.0	644.0	749.	34.	AG	.0	32.0	
11.	FDR N/B 105' Jets 71	438.0	608.0	497.0	695.0	105.	34.	AG	.0	32.0	
12.	FDR S/B 105' Jets 68	-15.0	10.0	-74.0	-77.0	105.	214.	AG	.0	32.0	

Receptor Data

	RECEPTOR	COORDINATES (FT) X	Y	Z
1.	RECEPTOR 1	34.0	-23.0	6.0
2.	RECEPTOR 2	48.0	-4.0	6.0
3.	RECEPTOR 3	62.0	17.0	6.0
4.	RECEPTOR 4	75.0	37.0	6.0
5.	RECEPTOR 5	89.0	57.0	6.0
6.	RECEPTOR 6	103.0	77.0	6.0
7.	RECEPTOR 7	117.0	97.0	6.0
8.	RECEPTOR 8	130.0	117.0	6.0
9.	RECEPTOR 9	144.0	137.0	6.0
10.	RECEPTOR 10	158.0	158.0	6.0
11.	RECEPTOR 11	172.0	178.0	6.0
12.	RECEPTOR 12	186.0	198.0	6.0
13.	RECEPTOR 13	199.0	218.0	6.0
14.	RECEPTOR 14	213.0	238.0	6.0
15.	RECEPTOR 15	227.0	258.0	6.0
16.	RECEPTOR 16	241.0	278.0	6.0
17.	RECEPTOR 17	255.0	299.0	6.0
18.	RECEPTOR 18	268.0	319.0	6.0
19.	RECEPTOR 19	282.0	339.0	6.0
20.	RECEPTOR 20	296.0	359.0	6.0
21.	RECEPTOR 21	310.0	379.0	6.0
22.	RECEPTOR 22	323.0	399.0	6.0
23.	RECEPTOR 23	337.0	419.0	6.0
24.	RECEPTOR 24	351.0	440.0	6.0
25.	RECEPTOR 25	365.0	460.0	6.0
26.	RECEPTOR 26	379.0	480.0	6.0
27.	RECEPTOR 27	392.0	500.0	6.0
28.	RECEPTOR 28	406.0	520.0	6.0

JOB: HSS FDR Air Quality No-Build/105' Jets

RUN: FDR DRIVE BET E 67TH-75TH STS/105' JETS

Receptor Data

RECEPTOR	COORDINATES (FT) X	Y	Z
29. RECEPTOR 29	420.0	540.0	6.0
30. RECEPTOR 30	434.0	561.0	6.0
31. RECEPTOR 31	447.0	581.0	6.0
32. RECEPTOR 32	461.0	601.0	6.0
33. RECEPTOR 33	475.0	621.0	6.0
34. RECEPTOR 34	489.0	641.0	6.0
35. RECEPTOR 35	503.0	661.0	6.0
36. RECEPTOR 36	516.0	681.0	6.0
37. RECEPTOR 37	530.0	702.0	6.0
38. RECEPTOR 38	544.0	722.0	6.0
39. RECEPTOR 39	558.0	742.0	6.0
40. RECEPTOR 40	571.0	762.0	6.0
41. RECEPTOR 41	585.0	782.0	6.0
42. RECEPTOR 42	599.0	802.0	6.0
43. RECEPTOR 43	613.0	822.0	6.0
44. RECEPTOR 44	627.0	843.0	6.0
45. RECEPTOR 45	640.0	863.0	6.0
46. RECEPTOR 46	654.0	883.0	6.0
47. RECEPTOR 47	668.0	903.0	6.0
48. RECEPTOR 48	682.0	923.0	6.0
49. RECEPTOR 49	696.0	943.0	6.0
50. RECEPTOR 50	709.0	964.0	6.0
51. RECEPTOR 51	723.0	984.0	6.0
52. RECEPTOR 52	737.0	1004.0	6.0
53. RECEPTOR 53	751.0	1024.0	6.0
54. RECEPTOR 54	764.0	1044.0	6.0
55. RECEPTOR 55	778.0	1064.0	6.0
56. RECEPTOR 56	792.0	1084.0	6.0
57. RECEPTOR 57	20.0	-44.0	6.0
58. RECEPTOR 58	6.0	-64.0	6.0
59. RECEPTOR 59	-7.0	-84.0	6.0
60. RECEPTOR 60	-21.0	-104.0	6.0

JOB: HSS FDR Air Quality No-Build/105' Jets

RUN: FDR DRIVE BET E 67TH-75TH STS/105' JETS

Model Results

Remarks : In search of the wind direction corresponding to the maximum concentration, only the first direction, of the directions with the same maximum concentrations, is indicated as the maximum.

* MAXIMUM HOURLY CONCENTRATIONS WITH ANY AMBIENT BACKGROUND CONCENTRATIONS (BKG) ADDED
(PPM)

	REC1	REC2	REC3	REC4	REC5	REC6	REC7	REC8	REC9	REC10
MAX+BKG	2.2	2.2	2.2	2.2	2.2	2.2	2.2	2.2	2.2	2.2
- BKG	.0	.0	.0	.0	.0	.0	.0	.0	.0	.0
MAX	2.2	2.2	2.2	2.2	2.2	2.2	2.2	2.2	2.2	2.2
WIND DIR	13	13	13	13	13	13	13	13	13	13
JULIAN	299	299	299	299	299	299	299	299	299	299
HOUR	18	18	18	18	18	18	18	18	18	18

	REC11	REC12	REC13	REC14	REC15	REC16	REC17	REC18	REC19	REC20
MAX+BKG	2.1	2.1	2.1	2.1	2.1	2.1	2.1	2.2	2.2	2.2
- BKG	.0	.0	.0	.0	.0	.0	.0	.0	.0	.0
MAX	2.1	2.1	2.1	2.1	2.1	2.1	2.1	2.2	2.2	2.2
WIND DIR	324	324	324	324	324	324	324	13	13	13
JULIAN	94	94	94	94	94	94	94	299	299	299
HOUR	17	17	17	17	17	17	17	18	18	18

	REC21	REC22	REC23	REC24	REC25	REC26	REC27	REC28	REC29	REC30
MAX+BKG	2.1	2.1	2.2	2.3	2.2	2.3	2.3	2.3	2.5	2.5
- BKG	.0	.0	.0	.0	.0	.0	.0	.0	.0	.0
MAX	2.1	2.1	2.2	2.3	2.2	2.3	2.3	2.3	2.5	2.5
WIND DIR	324	324	13	13	13	13	13	13	13	13
JULIAN	94	94	299	299	299	299	299	299	299	299
HOUR	17	17	18	18	18	18	18	18	18	18

	REC31	REC32	REC33	REC34	REC35	REC36	REC37	REC38	REC39	REC40
MAX+BKG	2.8	3.0	3.1	3.0	2.8	2.7	2.5	2.2	2.1	2.0
- BKG	.0	.0	.0	.0	.0	.0	.0	.0	.0	.0
MAX	2.8	3.0	3.1	3.0	2.8	2.7	2.5	2.2	2.1	2.0
WIND DIR	13	324	324	324	324	229	232	229	217	217
JULIAN	299	94	94	94	94	276	323	276	99	99
HOUR	18	17	17	17	17	21	16	21	18	18

JOB: HSS FDR Air Quality No-Build/105' Jets

RUN: FDR DRIVE BET E 67TH-75TH STS/105' JETS

* MAXIMUM HOURLY CONCENTRATIONS WITH ANY AMBIENT BACKGROUND CONCENTRATIONS (BKG) ADDED
(PPM)

	REC41	REC42	REC43	REC44	REC45	REC46	REC47	REC48	REC49	REC50
MAX+BKG	1.9	1.9	1.9	1.9	1.9	1.9	1.7	1.9	1.8	1.9
- BKG	.0	.0	.0	.0	.0	.0	.0	.0	.0	.0
MAX	1.9	1.9	1.9	1.9	1.9	1.9	1.7	1.9	1.8	1.9
WIND DIR	217	13	13	13	217	13	13	13	13	13
JULIAN	99	299	299	299	99	299	299	299	299	299
HOUR	18	18	18	18	18	18	18	18	18	18

	REC51	REC52	REC53	REC54	REC55	REC56	REC57	REC58	REC59	REC60
MAX+BKG	1.8	1.9	1.9	2.0	1.8	1.8	2.2	2.6	2.5	2.4
- BKG	.0	.0	.0	.0	.0	.0	.0	.0	.0	.0
MAX	1.8	1.9	1.9	2.0	1.8	1.8	2.2	2.6	2.5	2.4
WIND DIR	217	13	13	13	217	13	324	324	324	324
JULIAN	99	299	299	299	99	299	94	94	94	94
HOUR	18	18	18	18	18	18	17	17	17	17

THE HIGHEST CONCENTRATION OF 3.10 PPM OCCURRED AT RECEPTOR REC33.

JOB: HSS FDR Air Quality No-Build/105' Jets

RUN: FDR DRIVE BET E 67TH-75TH STS/105' JETS

==========
Output Section
==========

NOTES PERTAINING TO THE REPORT

1. THE HIGHEST AVERAGE IN EACH OF THE FIRST TWO COLUMNS OF EACH TABLE BELOW ARE SUFFIXED BY AN ASTERISK (*). FOR PM OUTPUT, THERE IS ONLY ONE COLUMN AND ASTERISK FOR THE ANNUAL AVERAGE/PERIOD OF CONCERN TABLE.

2. THE NUMBERS IN PARENTHESES ARE THE JULIAN DAY AND ENDING HOUR FOR THE PRECEDING AVERAGE.

3. THE NUMBER OF CALM HOURS USED IN PRODUCING EACH AVERAGE ARE PREFIXED BY A C.

PRIMARY AVERAGES.

MAXIMUM 8-HOUR RUNNING NONOVERLAPPING AVERAGE CONCENTRATIONS
IN PARTS PER MILLION (PPM),
INCLUDING AMBIENT BACKGROUND CONCENTRATIONS.

Receptor Number	Highest Conc	Highest Ending Day Hr	Highest Calm	Second highest Conc	Second highest Ending Day Hr	Second highest Calm
1	1.20	(94,21)	C 2	1.12	(327,21)	C 0
2	1.20	(94,21)	C 2	1.04	(316,23)	C 0
3	1.17	(94,21)	C 2	1.04	(316,23)	C 0
4	1.12	(94,21)	C 2	1.06	(356,21)	C 0
5	1.12	(94,21)	C 2	1.06	(323,18)	C 0
6	1.12	(94,21)	C 2	1.08	(323,18)	C 0
7	1.10	(94,21)	C 2	1.08	(323,18)	C 0
8	1.13	(94,21)	C 2	1.06	(323,18)	C 0
9	1.13	(94,21)	C 2	1.06	(323,18)	C 0
10	1.13	(94,21)	C 2	1.05	(323,18)	C 0
11	1.15	(94,21)	C 2	1.05	(323,18)	C 0
12	1.15	(94,21)	C 2	1.05	(323,18)	C 0
13	1.15	(94,21)	C 2	1.05	(323,18)	C 0
14	1.15	(94,21)	C 2	1.08	(323,18)	C 0
15	1.13	(94,21)	C 2	1.06	(323,18)	C 0
16	1.13	(94,21)	C 2	1.06	(323,18)	C 0
17	1.12	(94,21)	C 2	1.01	(323,18)	C 0
18	1.12	(94,21)	C 2	1.01	(323,18)	C 0
19	1.12	(94,21)	C 2	1.00	(323,18)	C 0
20	1.12	(94,21)	C 2	1.01	(323,18)	C 0
21	1.13	(94,21)	C 2	1.01	(323,18)	C 0
22	1.13	(94,21)	C 2	1.03	(323,18)	C 0
23	1.13	(94,21)	C 2	1.01	(323,18)	C 0
24	1.13	(94,21)	C 2	1.05	(323,18)	C 0

JOB: HSS FDR Air Quality No-Build/105' Jets RUN: FDR DRIVE BET E 67TH-75TH STS/105' JETS

MAXIMUM 8-HOUR RUNNING NONOVERLAPPING AVERAGE CONCENTRATIONS
IN PARTS PER MILLION (PPM),
INCLUDING AMBIENT BACKGROUND CONCENTRATIONS.

Receptor Number	Highest Conc	Highest Ending Day Hr	Highest Calm	Second highest Conc	Second highest Ending Day Hr	Second highest Calm
25	1.13	(94,21)	C 2	1.05	(323,18)	C 0
26	1.13	(94,21)	C 2	1.01	(323,18)	C 0
27	1.13	(94,21)	C 2	1.05	(323,18)	C 0
28	1.12	(94,21)	C 2	1.06	(323,18)	C 0
29	1.10	(94,21)	C 2	1.06	(323,18)	C 0
30	1.12	(94,21)	C 2	1.10	(159, 1)	C 0
31	1.28	(324,19)	C 2	1.20	(94,21)	C 2
32	1.43	(324,19)	C 2	1.43	(94,21)	C 2
33	1.58	(94,21)	C 2	1.44	(327,21)	C 0
34	1.62*	(94,21)	C 2	1.43	(327,21)	C 0
35	1.60	(94,21)	C 2	1.47*	(323,18)	C 0
36	1.50	(323,19)	C 0.	1.40	(356,21)	C 0
37	1.39	(323,19)	C 0	1.21	(261, 1)	C 0
38	1.23	(323,19)	C 0	1.09	(261, 1)	C 0
39	1.08	(323,18)	C 0	1.00	(261, 1)	C 0
40	1.04	(323,18)	C 0	.97	(261, 1)	C 0
41	1.00	(323,18)	C 0	.95	(94,21)	C 2
42	.96	(323,18)	C 0	.90	(94,21)	C 2
43	.95	(323,18)	C 0	.90	(94,21)	C 2
44	.92	(94,21)	C 2	.90	(323,18)	C 0
45	.93	(94,21)	C 2	.93	(323,18)	C 0
46	.93	(94,21)	C 2	.91	(323,18)	C 0
47	.92	(94,21)	C 2	.89	(323,18)	C 0
48	.90	(94,21)	C 2	.89	(323,18)	C 0
49	.90	(94,21)	C 2	.87	(323,18)	C 0
50	.93	(94,21)	C 2	.86	(323,18)	C 0
51	.92	(94,21)	C 2	.86	(323,18)	C 0
52	.90	(94,21)	C 2	.86	(323,18)	C 0
53	.92	(94,21)	C 2	.86	(323,18)	C 0
54	.95	(94,21)	C 2	.87	(323,18)	C 0
55	.92	(94,21)	C 2	.87	(324,19)	C 2
56	.90	(94,21)	C 2	.86	(323,18)	C 0
57	1.18	(94,21)	C 2	1.17	(327,21)	C 0
58	1.27	(94,21)	C 2	1.21	(327,21)	C 0
59	1.19	(327,21)	C 0	1.17	(94,21)	C 2
60	1.17	(324,19)	C 2	1.08	(327,21)	C 0

FIVE HIGHEST 1-HOUR END-TO-END AVERAGE CONCENTRATIONS IN PARTS PER MILLION
INCLUDING AMBIENT BACKGROUND CONCENTRATIONS.

Rcptr No.	Highest Conc	Highest Ending Day Hr	Highest Calm	Second Highest Conc	Second Highest Ending Day Hr	Second Highest Calm	Third Highest Conc	Third Highest Ending Day Hr	Third Highest Calm	Fourth Highest Conc	Fourth Highest Ending Day Hr	Fourth Highest Calm	Fifth Highest Conc	Fifth Highest Ending Day Hr	Fifth Highest Calm
1	2.20	(299,18)	C 0	2.10	(94,17)	C 0	1.90	(60, 8)	C 0	1.90	(87, 9)	C 0	1.80	(228, 8)	C 0

JOB: HSS FDR Air Quality No-Build/105' Jets RUN: FDR DRIVE BET E 67TH-75TH STS/105' JETS

FIVE HIGHEST 1-HOUR END-TO-END AVERAGE CONCENTRATIONS IN PARTS PER MILLION
INCLUDING AMBIENT BACKGROUND CONCENTRATIONS.

Rcptr	Highest			Second Highest			Third Highest			Fourth Highest			Fifth Highest		
No.	Conc	Ending Day Hr	Calm	Conc	Ending Day Hr	Calm	Conc	Ending Day Hr	Calm	Conc	Ending Day Hr	Calm	Conc	Ending Day Hr	Calm
2	2.20	(299,18)	C 0	2.10	(94,17)	C 0	1.90	(87, 9)	C 0	1.80	(60, 8)	C 0	1.80	(174,21)	C 0
3	2.20	(299,18)	C 0	2.10	(94,17)	C 0	1.80	(87, 9)	C 0	1.80	(228, 8)	C 0	1.80	(144,18)	C 0
4	2.20	(299,18)	C 0	2.10	(94,17)	C 0	1.90	(356,16)	C 0	1.80	(228, 8)	C 0	1.80	(303, 8)	C 0
5	2.20	(299,18)	C 0	2.10	(94,17)	C 0	1.90	(323,16)	C 0	1.80	(228, 8)	C 0	1.80	(144,18)	C 0
6	2.20	(299,18)	C 0	2.10	(94,17)	C 0	2.00	(356,16)	C 0	1.90	(323,16)	C 0	1.70	(32,17)	C 0
7	2.20	(299,18)	C 0	2.10	(94,17)	C 0	1.80	(276,21)	C 0	1.80	(323,16)	C 0	1.80	(356,16)	C 0
8	2.20	(299,18)	C 0	2.10	(94,17)	C 0	1.90	(323,16)	C 0	1.90	(356,16)	C 0	1.80	(276,21)	C 0
9	2.20	(299,18)	C 0	2.10	(94,17)	C 0	1.90	(276,21)	C 0	1.80	(323,16)	C 0	1.70	(32,17)	C 0
10	2.20	(299,18)	C 0	2.10	(94,17)	C 0	1.80	(276,21)	C 0	1.80	(323,16)	C 0	1.80	(356,16)	C 0
11	2.10	(94,17)	C 0	2.10	(299,18)	C 0	1.80	(323,16)	C 0	1.80	(356,16)	C 0	1.70	(99,18)	C 0
12	2.10	(94,17)	C 0	2.10	(299,18)	C 0	1.80	(276,21)	C 0	1.80	(323,16)	C 0	1.80	(356,16)	C 0
13	2.10	(94,17)	C 0	2.10	(299,18)	C 0	1.90	(276,21)	C 0	1.90	(323,16)	C 0	1.90	(356,16)	C 0
14	2.10	(94,17)	C 0	2.10	(299,18)	C 0	1.90	(276,21)	C 0	1.90	(323,16)	C 0	1.90	(356,16)	C 0
15	2.10	(94,17)	C 0	2.10	(299,18)	C 0	1.90	(276,21)	C 0	1.90	(323,16)	C 0	1.90	(356,16)	C 0
16	2.10	(94,17)	C 0	2.10	(299,18)	C 0	1.90	(276,21)	C 0	1.90	(323,16)	C 0	1.80	(228, 8)	C 0
17	2.10	(94,17)	C 0	2.10	(299,18)	C 0	1.90	(276,21)	C 0	1.80	(228, 8)	C 0	1.80	(323,16)	C 0
18	2.20	(299,18)	C 0	2.10	(94,17)	C 0	1.80	(99,18)	C 0	1.80	(226,19)	C 0	1.80	(228, 8)	C 0
19	2.20	(299,18)	C 0	2.10	(94,17)	C 0	1.90	(32,17)	C 0	1.80	(99,18)	C 0	1.80	(276,21)	C 0
20	2.20	(299,18)	C 0	2.10	(94,17)	C 0	1.80	(99,18)	C 0	1.80	(64,16)	C 0	1.80	(228, 8)	C 0
21	2.10	(94,17)	C 0	2.10	(299,18)	C 0	1.90	(99,18)	C 0	1.70	(32,17)	C 0	1.70	(64,16)	C 0
22	2.10	(94,17)	C 0	2.10	(299,18)	C 0	1.90	(99,18)	C 0	1.80	(32,17)	C 0	1.80	(228, 8)	C 0
23	2.20	(299,18)	C 0	2.10	(94,17)	C 0	1.90	(99,18)	C 0	1.80	(276,21)	C 0	1.70	(32,17)	C 0
24	2.30	(299,18)	C 0	2.10	(94,17)	C 0	1.80	(99,18)	C 0	1.80	(228, 8)	C 0	1.80	(276,21)	C 0
25	2.20	(299,18)	C 0	2.10	(94,17)	C 0	1.80	(32,17)	C 0	1.80	(99,18)	C 0	1.80	(229,14)	C 0
26	2.30	(299,18)	C 0	2.10	(94,17)	C 0	1.90	(228, 8)	C 0	1.80	(32,17)	C 0	1.80	(95, 9)	C 0
27	2.30	(299,18)	C 0	2.10	(94,17)	C 0	2.00	(32,17)	C 0	1.90	(322, 8)	C 0	1.90	(99,18)	C 0
28	2.30	(299,18)	C 0	2.00	(94,17)	C 0	1.90	(228, 8)	C 0	1.90	(99,18)	C 0	1.90	(323,16)	C 0
29	2.50	(299,18)	C 0	2.00	(228, 8)	C 0	1.90	(94,17)	C 0	1.90	(322, 8)	C 0	1.90	(267,19)	C 0
30	2.50	(299,18)	C 0	2.20	(228, 8)	C 0	2.10	(322, 8)	C 0	2.00	(94,17)	C 0	2.00	(95, 9)	C 0
31	2.80	(299,18)	C 0	2.40	(94,17)	C 0	2.30	(228, 8)	C 0	2.20	(33,17)	C 0	2.20	(95, 9)	C 0
32	3.00	(94,17)	C 0	2.90*	(299,18)	C 0	2.40	(33,17)	C 0	2.40	(201, 8)	C 0	2.40	(228, 8)	C 0
33	3.10*	(94,17)	C 0	2.70	(299,18)	C 0	2.40	(201, 8)	C 0	2.30	(33,17)	C 0	2.30	(60, 8)	C 0
34	3.00	(94,17)	C 0	2.60	(299,18)	C 0	2.40	(87, 9)	C 0	2.40	(201, 8)	C 0	2.30	(60, 8)	C 0
35	2.80	(94,17)	C 0	2.50	(276,21)	C 0	2.50	(323,16)	C 0	2.50	(356,16)	C 0	2.30	(144,18)	C 0
36	2.70	(276,21)	C 0	2.60	(323,16)	C 0	2.50	(356,16)	C 0	2.40	(87, 9)	C 0	2.40	(144,18)	C 0
37	2.50	(323,16)	C 0	2.50	(356,16)	C 0	2.40	(276,21)	C 0	2.30	(99,18)	C 0	2.20	(64,16)	C 0
38	2.20	(276,21)	C 0	2.20	(323,16)	C 0	2.10	(99,18)	C 0	2.00	(64,16)	C 0	2.00	(356,16)	C 0
39	2.10	(99,18)	C 0	2.00	(276,21)	C 0	2.00	(356,16)	C 0	1.90	(64,16)	C 0	1.90	(163,23)	C 0
40	2.00	(99,18)	C 0	1.90	(276,21)	C 0	1.90	(299,18)	C 0	1.90	(323,16)	C 0	1.90	(356,16)	C 0
41	1.90	(99,18)	C 0	1.90	(299,18)	C 0	1.80	(323,16)	C 0	1.70	(276,21)	C 0	1.70	(64,16)	C 0
42	1.90	(299,18)	C 0	1.80	(64,16)	C 0	1.80	(99,18)	C 0	1.80	(276,21)	C 0	1.70	(323,16)	C 0

JOB: HSS FDR Air Quality No-Build/105' Jets RUN: FDR DRIVE BET E 67TH-75TH STS/105' JETS

FIVE HIGHEST 1-HOUR END-TO-END AVERAGE CONCENTRATIONS IN PARTS PER MILLION
INCLUDING AMBIENT BACKGROUND CONCENTRATIONS.

Rcptr	Highest			Second Highest			Third Highest			Fourth Highest			Fifth Highest		
No.	Conc	Ending Day Hr	Calm	Conc	Ending Day Hr	Calm	Conc	Ending Day Hr	Calm	Conc	Ending Day Hr	Calm	Conc	Ending Day Hr	Calm
43	1.90	(299,18)	C 0	1.80	(99,18)	C 0	1.70	(64,16)	C 0	1.70	(276,21)	C 0	1.60	(94,17)	C 0
44	1.90	(299,18)	C 0	1.80	(99,18)	C 0	1.60	(94,17)	C 0	1.60	(226,19)	C 0	1.60	(276,21)	C 0
45	1.90	(99,18)	C 0	1.90	(299,18)	C 0	1.60	(94,17)	C 0	1.60	(276,21)	C 0	1.60	(323,16)	C 0
46	1.90	(299,18)	C 0	1.70	(99,18)	C 0	1.60	(94,17)	C 0	1.60	(323,16)	C 0	1.60	(356,16)	C 0
47	1.70	(299,18)	C 0	1.60	(99,18)	C 0	1.60	(94,17)	C 0	1.60	(323,16)	C 0	1.50	(64,16)	C 0
48	1.90	(299,18)	C 0	1.60	(99,18)	C 0	1.60	(94,17)	C 0	1.60	(356,16)	C 0	1.50	(64,16)	C 0
49	1.80	(299,18)	C 0	1.60	(99,18)	C 0	1.60	(64,16)	C 0	1.60	(94,17)	C 0	1.60	(356,16)	C 0
50	1.90	(299,18)	C 0	1.80	(99,18)	C 0	1.70	(64,16)	C 0	1.70	(323,16)	C 0	1.60	(94,17)	C 0
51	1.80	(99,18)	C 0	1.80	(299,18)	C 0	1.70	(323,16)	C 0	1.60	(94,17)	C 0	1.60	(276,21)	C 0
52	1.90	(299,18)	C 0	1.70	(99,18)	C 0	1.70	(323,16)	C 0	1.60	(94,17)	C 0	1.60	(276,21)	C 0
53	1.90	(299,18)	C 0	1.70	(99,18)	C 0	1.70	(94,17)	C 0	1.70	(323,16)	C 0	1.60	(276,21)	C 0
54	2.00	(299,18)	C 0	1.80	(99,18)	C 0	1.70	(94,17)	C 0	1.60	(276,21)	C 0	1.60	(323,16)	C 0
55	1.80	(99,18)	C 0	1.80	(299,18)	C 0	1.60	(226,19)	C 0	1.60	(276,21)	C 0	1.60	(323,16)	C 0
56	1.80	(299,18)	C 0	1.70	(99,18)	C 0	1.60	(94,17)	C 0	1.60	(226,19)	C 0	1.60	(276,21)	C 0
57	2.20	(94,17)	C 0	2.20	(299,18)	C 0	1.90	(60, 8)	C 0	1.80	(264,19)	C 0	1.80	(61, 7)	C 0
58	2.60	(94,17)	C 0	2.10	(299,18)	C 0	1.90	(60, 8)	C 0	1.90	(264,19)	C 0	1.90	(266, 8)	C 0
59	2.50	(94,17)	C 0	2.10	(299,18)	C 0	1.90	(201, 8)	C 0	1.90	(264,19)	C 0	1.90	(266, 8)	C 0
60	2.40	(94,17)	C 0	2.30	(299,18)	C 0	1.90	(201, 8)	C 0	1.90	(281, 8)	C 0	1.80	(33,17)	C 0

MAXIMUM 8-HOUR AVERAGED LINK CONTRIBUTIONS
IN PARTS PER MILLION (PPM)
INCLUDING AMBIENT BACKGROUND CONCENTRATIONS.

Rcptr No.	Total Conc	Ending Day Hr	Ambient Backgnd	Total Link	Link +1	Link +2	Link +3	Link +4	Link +5	Link +6	Link +7	Link +8	Link +9	Link +10
1	1.20	(94,21)	.00	1.20	.35	.25	.00	.00	.00	.00	.13	.22	.00	.00
			Links	10+	.00	.25	.00	.00	.00	.00	.00	.00	.00	.00
2	1.20	(94,21)	.00	1.20	.15	.52	.00	.00	.00	.00	.22	.13	.00	.02
			Links	10+	.00	.17	.00	.00	.00	.00	.00	.00	.00	.00
3	1.17	(94,21)	.00	1.17	.07	.62	.00	.00	.00	.00	.27	.10	.00	.02
			Links	10+	.00	.10	.00	.00	.00	.00	.00	.00	.00	.00
4	1.12	(94,21)	.00	1.12	.03	.65	.00	.00	.00	.00	.32	.05	.00	.02
			Links	10+	.00	.05	.00	.00	.00	.00	.00	.00	.00	.00
5	1.12	(94,21)	.00	1.12	.03	.65	.00	.00	.00	.00	.33	.05	.00	.02
			Links	10+	.00	.03	.00	.00	.00	.00	.00	.00	.00	.00
6	1.12	(94,21)	.00	1.12	.03	.67	.00	.00	.00	.00	.35	.02	.00	.02
			Links	10+	.00	.03	.00	.00	.00	.00	.00	.00	.00	.00
7	1.10	(94,21)	.00	1.10	.02	.68	.00	.00	.00	.00	.35	.02	.00	.02
			Links	10+	.00	.02	.00	.00	.00	.00	.00	.00	.00	.00

JOB: HSS FDR Air Quality No-Build/105' Jets

RUN: FDR DRIVE BET E 67TH-75TH STS/105' JETS

LINK CONTRIBUTION TABLES

MAXIMUM 8-HOUR AVERAGED LINK CONTRIBUTIONS
IN PARTS PER MILLION (PPM)
INCLUDING AMBIENT BACKGROUND CONCENTRATIONS.

Rcptr No.	Total Conc	Ending Day Hr	Ambient Backgnd	Total Link	Link +1	Link +2	Link +3	Link +4	Link +5	Link +6	Link +7	Link +8	Link +9	Link +10
8	1.13	(94,21)	.00	1.13	.02	.70	.00	.00	.00	.00	.37	.02	.00	.02
				Links 10+	.00	.02	.00	.00	.00	.00	.00	.00	.00	.00
9	1.13	(94,21)	.00	1.13	.02	.70	.00	.00	.00	.00	.37	.02	.00	.02
				Links 10+	.00	.02	.00	.00	.00	.00	.00	.00	.00	.00
10	1.13	(94,21)	.00	1.13	.02	.70	.00	.00	.00	.00	.37	.02	.00	.02
				Links 10+	.00	.02	.00	.00	.00	.00	.00	.00	.00	.00
11	1.15	(94,21)	.00	1.15	.02	.70	.00	.00	.00	.00	.38	.02	.00	.02
				Links 10+	.00	.02	.00	.00	.00	.00	.00	.00	.00	.00
12	1.15	(94,21)	.00	1.15	.02	.70	.00	.00	.00	.00	.38	.02	.00	.02
				Links 10+	.00	.02	.00	.00	.00	.00	.00	.00	.00	.00
13	1.15	(94,21)	.00	1.15	.02	.70	.00	.00	.00	.00	.38	.02	.00	.02
				Links 10+	.00	.02	.00	.00	.00	.00	.00	.00	.00	.00
14	1.15	(94,21)	.00	1.15	.02	.70	.00	.00	.00	.00	.38	.02	.00	.02
				Links 10+	.00	.02	.00	.00	.00	.00	.00	.00	.00	.00
15	1.13	(94,21)	.00	1.13	.00	.72	.00	.00	.00	.00	.38	.02	.00	.02
				Links 10+	.00	.00	.00	.00	.00	.00	.00	.00	.00	.00
16	1.13	(94,21)	.00	1.13	.00	.72	.00	.00	.00	.00	.38	.02	.00	.02
				Links 10+	.00	.00	.00	.00	.00	.00	.00	.00	.00	.00
17	1.12	(94,21)	.00	1.12	.00	.72	.00	.00	.00	.00	.38	.00	.00	.02
				Links 10+	.00	.00	.00	.00	.00	.00	.00	.00	.00	.00
18	1.12	(94,21)	.00	1.12	.00	.72	.00	.00	.00	.00	.38	.00	.00	.02
				Links 10+	.00	.00	.00	.00	.00	.00	.00	.00	.00	.00
19	1.12	(94,21)	.00	1.12	.00	.72	.00	.00	.00	.00	.38	.00	.00	.02
				Links 10+	.00	.00	.00	.00	.00	.00	.00	.00	.00	.00
20	1.12	(94,21)	.00	1.12	.00	.72	.00	.00	.00	.00	.38	.00	.00	.02
				Links 10+	.00	.00	.00	.00	.00	.00	.00	.00	.00	.00
21	1.13	(94,21)	.00	1.13	.00	.72	.00	.00	.00	.00	.40	.00	.00	.02
				Links 10+	.00	.00	.00	.00	.00	.00	.00	.00	.00	.00
22	1.13	(94,21)	.00	1.13	.00	.72	.00	.00	.00	.00	.40	.00	.00	.02
				Links 10+	.00	.00	.00	.00	.00	.00	.00	.00	.00	.00
23	1.13	(94,21)	.00	1.13	.00	.72	.00	.00	.00	.00	.40	.00	.00	.02
				Links 10+	.00	.00	.00	.00	.00	.00	.00	.00	.00	.00
24	1.13	(94,21)	.00	1.13	.00	.72	.00	.00	.00	.00	.40	.00	.00	.02
				Links 10+	.00	.00	.00	.00	.00	.00	.00	.00	.00	.00
25	1.13	(94,21)	.00	1.13	.00	.72	.00	.00	.00	.00	.40	.00	.00	.02
				Links 10+	.00	.00	.00	.00	.00	.00	.00	.00	.00	.00
26	1.13	(94,21)	.00	1.13	.00	.72	.00	.00	.00	.00	.40	.00	.00	.02
				Links 10+	.00	.00	.00	.00	.00	.00	.00	.00	.00	.00

JOB: HSS FDR Air Quality No-Build/105' Jets

RUN: FDR DRIVE BET E 67TH-75TH STS/105' JETS

LINK CONTRIBUTION TABLES

MAXIMUM 8-HOUR AVERAGED LINK CONTRIBUTIONS
IN PARTS PER MILLION (PPM)
INCLUDING AMBIENT BACKGROUND CONCENTRATIONS.

Rcptr No.	Total Conc	Ending Day Hr	Ambient Backgnd	Total Link	Link +1	Link +2	Link +3	Link +4	Link +5	Link +6	Link +7	Link +8	Link +9	Link +10
27	1.13	(94,21)	.00	1.13	.00	.72	.00	.00	.00	.00	.40	.00	.00	.02
				Links 10+	.00	.00	.00	.00	.00	.00	.00	.00	.00	.00
28	1.12	(94,21)	.00	1.12	.00	.72	.00	.00	.00	.00	.40	.00	.00	.00
				Links 10+	.00	.00	.00	.00	.00	.00	.00	.00	.00	.00
29	1.10	(94,21)	.00	1.10	.00	.70	.00	.00	.00	.02	.38	.00	.00	.00
				Links 10+	.00	.00	.00	.00	.00	.00	.00	.00	.00	.00
30	1.12	(94,21)	.00	1.12	.00	.70	.02	.00	.00	.02	.37	.00	.00	.00
				Links 10+	.02	.00	.00	.00	.00	.00	.00	.00	.00	.00
31	1.28	(324,19)	.00	1.28	.00	.33	.27	.00	.00	.22	.10	.00	.02	.00
				Links 10+	.35	.00	.00	.00	.00	.00	.00	.00	.00	.00
32	1.43	(324,19)	.00	1.43	.00	.02	.47	.00	.00	.25	.02	.00	.02	.00
				Links 10+	.67	.00	.00	.00	.00	.00	.00	.00	.00	.00
33	1.58	(94,21)	.00	1.58	.00	.17	.43	.00	.00	.18	.15	.00	.02	.00
				Links 10+	.63	.00	.00	.00	.00	.00	.00	.00	.00	.00
34	1.62	(94,21)	.00	1.62	.00	.10	.47	.00	.00	.22	.10	.00	.02	.00
				Links 10+	.72	.00	.00	.00	.00	.00	.00	.00	.00	.00
35	1.60	(94,21)	.00	1.60	.00	.07	.52	.00	.00	.23	.07	.00	.02	.00
				Links 10+	.70	.00	.00	.00	.00	.00	.00	.00	.00	.00
36	1.50	(323,19)	.00	1.50	.00	.20	.41	.00	.00	.09	.24	.00	.00	.00
				Links 10+	.56	.00	.00	.00	.00	.00	.00	.00	.00	.00
37	1.39	(323,19)	.00	1.39	.00	.15	.45	.00	.00	.14	.20	.00	.00	.00
				Links 10+	.45	.00	.00	.00	.00	.00	.00	.00	.00	.00
38	1.23	(323,19)	.00	1.23	.00	.14	.46	.00	.00	.15	.18	.00	.00	.00
				Links 10+	.30	.00	.00	.00	.00	.00	.00	.00	.00	.00
39	1.08	(323,18)	.00	1.08	.00	.11	.46	.00	.00	.16	.15	.00	.00	.00
				Links 10+	.19	.00	.00	.00	.00	.00	.00	.00	.00	.00
40	1.04	(323,18)	.00	1.04	.00	.09	.49	.00	.00	.20	.13	.00	.00	.00
				Links 10+	.14	.00	.00	.00	.00	.00	.00	.00	.00	.00
41	1.00	(323,18)	.00	1.00	.00	.09	.49	.00	.00	.20	.11	.00	.00	.00
				Links 10+	.11	.00	.00	.00	.00	.00	.00	.00	.00	.00
42	.96	(323,18)	.00	.96	.00	.08	.50	.00	.00	.20	.10	.00	.00	.00
				Links 10+	.09	.00	.00	.00	.00	.00	.00	.00	.00	.00
43	.95	(323,18)	.00	.95	.00	.08	.51	.00	.00	.21	.10	.00	.00	.00
				Links 10+	.05	.00	.00	.00	.00	.00	.00	.00	.00	.00
44	.92	(94,21)	.00	.92	.00	.02	.55	.00	.00	.28	.02	.00	.03	.00
				Links 10+	.02	.00	.00	.00	.00	.00	.00	.00	.00	.00
45	.93	(94,21)	.00	.93	.00	.02	.57	.00	.00	.28	.02	.00	.03	.00
				Links 10+	.02	.00	.00	.00	.00	.00	.00	.00	.00	.00

JOB: HSS FDR Air Quality No-Build/105' Jets

RUN: FDR DRIVE BET E 67TH-75TH STS/105' JETS

LINK CONTRIBUTION TABLES

MAXIMUM 8-HOUR AVERAGED LINK CONTRIBUTIONS
IN PARTS PER MILLION (PPM)
INCLUDING AMBIENT BACKGROUND CONCENTRATIONS.

Rcptr No.	Total Conc	Ending Day Hr	Ambient Backgnd	Total Link	Link +1	Link +2	Link +3	Link +4	Link +5	Link +6	Link +7	Link +8	Link +9	Link +10
46	.93	(94,21)	.00	.93	.00	.02	.57	.00	.00	.28	.02	.00	.03	.00
				Links 10+	.02	.00	.00	.00	.00	.00	.00	.00	.00	.00
47	.92	(94,21)	.00	.92	.00	.02	.55	.00	.00	.28	.02	.00	.03	.00
				Links 10+	.02	.00	.00	.00	.00	.00	.00	.00	.00	.00
48	.90	(94,21)	.00	.90	.00	.02	.55	.00	.00	.28	.02	.00	.03	.00
				Links 10+	.00	.00	.00	.00	.00	.00	.00	.00	.00	.00
49	.90	(94,21)	.00	.90	.00	.02	.55	.00	.00	.28	.02	.00	.03	.00
				Links 10+	.00	.00	.00	.00	.00	.00	.00	.00	.00	.00
50	.93	(94,21)	.00	.93	.00	.02	.57	.00	.00	.28	.02	.00	.05	.00
				Links 10+	.00	.00	.00	.00	.00	.00	.00	.00	.00	.00
51	.92	(94,21)	.00	.92	.00	.02	.57	.00	.00	.28	.02	.00	.03	.00
				Links 10+	.00	.00	.00	.00	.00	.00	.00	.00	.00	.00
52	.90	(94,21)	.00	.90	.00	.02	.55	.00	.00	.28	.02	.00	.03	.00
				Links 10+	.00	.00	.00	.00	.00	.00	.00	.00	.00	.00
53	.92	(94,21)	.00	.92	.00	.02	.55	.00	.02	.28	.02	.00	.03	.00
				Links 10+	.00	.00	.00	.00	.00	.00	.00	.00	.00	.00
54	.95	(94,21)	.00	.95	.00	.02	.57	.00	.03	.27	.02	.00	.05	.00
				Links 10+	.00	.00	.00	.00	.00	.00	.00	.00	.00	.00
55	.92	(94,21)	.00	.92	.00	.02	.53	.03	.07	.23	.02	.00	.02	.00
				Links 10+	.00	.00	.00	.00	.00	.00	.00	.00	.00	.00
56	.90	(94,21)	.00	.90	.00	.02	.37	.17	.13	.18	.02	.00	.02	.00
				Links 10+	.00	.00	.00	.00	.00	.00	.00	.00	.00	.00
57	1.18	(94,21)	.00	1.18	.52	.05	.00	.00	.00	.00	.07	.25	.00	.00
				Links 10+	.00	.30	.00	.00	.00	.00	.00	.00	.00	.00
58	1.27	(94,21)	.00	1.27	.55	.02	.00	.00	.00	.00	.03	.30	.00	.00
				Links 10+	.00	.37	.00	.00	.00	.00	.00	.00	.00	.00
59	1.19	(327,21)	.00	1.19	.46	.04	.00	.00	.00	.00	.05	.29	.00	.00
				Links 10+	.00	.35	.00	.00	.00	.00	.00	.00	.00	.00
60	1.17	(324,19)	.00	1.17	.43	.05	.00	.00	.00	.00	.05	.27	.00	.00
				Links 10+	.00	.37	.00	.00	.00	.00	.00	.00	.00	.00

JOB: HSS FDR Air Quality No-Build/105' Jets

RUN: FDR DRIVE BET E 67TH-75TH STS/105' JETS

LINK CONTRIBUTION TABLES

SECOND HIGHEST 8-HOUR AVERAGED LINK CONTRIBUTIONS
IN PARTS PER MILLION (PPM)
INCLUDING AMBIENT BACKGROUND CONCENTRATIONS.

Rcptr No.	Total Conc	Ending Day Hr	Ambient Backgnd	Total Link	Link +1	Link +2	Link +3	Link +4	Link +5	Link +6	Link +7	Link +8	Link +9	Link +10
1	1.12	(327,21)	.00	1.13	.23	.35	.00	.00	.00	.00	.21	.14	.00	.00
			Links 10+		.00	.20	.00	.00	.00	.00	.00	.00	.00	.00
2	1.04	(316,23)	.00	1.04	.20	.34	.00	.00	.00	.00	.09	.19	.00	.00
			Links 10+		.00	.23	.00	.00	.00	.00	.00	.00	.00	.00
3	1.04	(316,23)	.00	1.04	.11	.49	.00	.00	.00	.00	.15	.14	.00	.00
			Links 10+		.00	.15	.00	.00	.00	.00	.00	.00	.00	.00
4	1.06	(356,21)	.00	1.06	.10	.51	.00	.00	.00	.00	.16	.15	.00	.00
			Links 10+		.00	.14	.00	.00	.00	.00	.00	.00	.00	.00
5	1.06	(323,18)	.00	1.06	.15	.51	.00	.00	.00	.00	.13	.14	.00	.00
			Links 10+		.00	.14	.00	.00	.00	.00	.00	.00	.00	.00
6	1.08	(323,18)	.00	1.08	.11	.55	.00	.00	.00	.00	.16	.13	.00	.00
			Links 10+		.00	.13	.00	.00	.00	.00	.00	.00	.00	.00
7	1.08	(323,18)	.00	1.08	.09	.59	.00	.00	.00	.00	.18	.11	.00	.00
			Links 10+		.00	.11	.00	.00	.00	.00	.00	.00	.00	.00
8	1.06	(323,18)	.00	1.06	.06	.60	.00	.00	.00	.00	.21	.10	.00	.00
			Links 10+		.00	.09	.00	.00	.00	.00	.00	.00	.00	.00
9	1.06	(323,18)	.00	1.06	.05	.63	.00	.00	.00	.00	.25	.08	.00	.00
			Links 10+		.00	.06	.00	.00	.00	.00	.00	.00	.00	.00
10	1.05	(323,18)	.00	1.05	.04	.65	.00	.00	.00	.00	.26	.05	.00	.00
			Links 10+		.00	.05	.00	.00	.00	.00	.00	.00	.00	.00
11	1.05	(323,18)	.00	1.05	.04	.65	.00	.00	.00	.00	.26	.05	.00	.00
			Links 10+		.00	.05	.00	.00	.00	.00	.00	.00	.00	.00
12	1.05	(323,18)	.00	1.05	.04	.65	.00	.00	.00	.00	.28	.05	.00	.00
			Links 10+		.00	.04	.00	.00	.00	.00	.00	.00	.00	.00
13	1.05	(323,18)	.00	1.05	.03	.68	.00	.00	.00	.00	.28	.04	.00	.00
			Links 10+		.00	.04	.00	.00	.00	.00	.00	.00	.00	.00
14	1.08	(323,18)	.00	1.08	.03	.68	.00	.00	.00	.00	.30	.04	.00	.00
			Links 10+		.00	.04	.00	.00	.00	.00	.00	.00	.00	.00
15	1.06	(323,18)	.00	1.06	.01	.68	.00	.00	.00	.00	.31	.04	.00	.00
			Links 10+		.00	.03	.00	.00	.00	.00	.00	.00	.00	.00
16	1.06	(323,18)	.00	1.06	.01	.68	.00	.00	.00	.00	.31	.04	.00	.00
			Links 10+		.00	.03	.00	.00	.00	.00	.00	.00	.00	.00
17	1.01	(323,18)	.00	1.01	.00	.68	.00	.00	.00	.00	.31	.03	.00	.00
			Links 10+		.00	.00	.00	.00	.00	.00	.00	.00	.00	.00
18	1.01	(323,18)	.00	1.01	.00	.68	.00	.00	.00	.00	.31	.03	.00	.00
			Links 10+		.00	.00	.00	.00	.00	.00	.00	.00	.00	.00
19	1.00	(323,18)	.00	1.00	.00	.68	.00	.00	.00	.00	.31	.01	.00	.00
			Links 10+		.00	.00	.00	.00	.00	.00	.00	.00	.00	.00

JOB: HSS FDR Air Quality No-Build/105' Jets

RUN: FDR DRIVE BET E 67TH-75TH STS/105' JETS

LINK CONTRIBUTION TABLES

SECOND HIGHEST 8-HOUR AVERAGED LINK CONTRIBUTIONS
IN PARTS PER MILLION (PPM)
INCLUDING AMBIENT BACKGROUND CONCENTRATIONS.

Rcptr No.	Total Conc	Ending Day Hr	Ambient Backgnd	Total Link	Link +1	Link +2	Link +3	Link +4	Link +5	Link +6	Link +7	Link +8	Link +9	Link +10
20	1.01	(323,18)	.00	1.01	.00	.68	.00	.00	.00	.00	.34	.00	.00	.00
				Links 10+	.00	.00	.00	.00	.00	.00	.00	.00	.00	.00
21	1.01	(323,18)	.00	1.01	.00	.68	.00	.00	.00	.00	.34	.00	.00	.00
				Links 10+	.00	.00	.00	.00	.00	.00	.00	.00	.00	.00
22	1.03	(323,18)	.00	1.03	.00	.69	.00	.00	.00	.00	.34	.00	.00	.00
				Links 10+	.00	.00	.00	.00	.00	.00	.00	.00	.00	.00
23	1.01	(323,18)	.00	1.01	.00	.68	.00	.00	.00	.00	.34	.00	.00	.00
				Links 10+	.00	.00	.00	.00	.00	.00	.00	.00	.00	.00
24	1.05	(323,18)	.00	1.05	.00	.71	.00	.00	.00	.00	.34	.00	.00	.00
				Links 10+	.00	.00	.00	.00	.00	.00	.00	.00	.00	.00
25	1.05	(323,18)	.00	1.05	.00	.71	.00	.00	.00	.00	.34	.00	.00	.00
				Links 10+	.00	.00	.00	.00	.00	.00	.00	.00	.00	.00
26	1.01	(323,18)	.00	1.01	.00	.68	.00	.00	.00	.00	.34	.00	.00	.00
				Links 10+	.00	.00	.00	.00	.00	.00	.00	.00	.00	.00
27	1.05	(323,18)	.00	1.05	.00	.71	.00	.00	.00	.00	.34	.00	.00	.00
				Links 10+	.00	.00	.00	.00	.00	.00	.00	.00	.00	.00
28	1.06	(323,18)	.00	1.06	.00	.71	.00	.00	.00	.00	.35	.00	.00	.00
				Links 10+	.00	.00	.00	.00	.00	.00	.00	.00	.00	.00
29	1.06	(323,18)	.00	1.06	.00	.71	.00	.00	.00	.00	.35	.00	.00	.00
				Links 10+	.00	.00	.00	.00	.00	.00	.00	.00	.00	.00
30	1.10	(159, 1)	.00	1.10	.00	.21	.36	.03	.04	.16	.03	.00	.00	.00
				Links 10+	.28	.00	.00	.00	.00	.00	.00	.00	.00	.00
31	1.20	(94,21)	.00	1.20	.00	.65	.07	.00	.00	.07	.30	.00	.02	.00
				Links 10+	.10	.00	.00	.00	.00	.00	.00	.00	.00	.00
32	1.43	(94,21)	.00	1.43	.00	.35	.28	.00	.00	.13	.23	.00	.02	.00
				Links 10+	.42	.00	.00	.00	.00	.00	.00	.00	.00	.00
33	1.44	(327,21)	.00	1.44	.00	.01	.49	.00	.00	.23	.05	.00	.01	.00
				Links 10+	.65	.00	.00	.00	.00	.00	.00	.00	.00	.00
34	1.43	(327,21)	.00	1.42	.00	.00	.49	.00	.00	.26	.01	.00	.01	.00
				Links 10+	.65	.00	.00	.00	.00	.00	.00	.00	.00	.00
35	1.47	(323,18)	.00	1.47	.00	.26	.36	.00	.00	.08	.26	.00	.00	.00
				Links 10+	.51	.00	.00	.00	.00	.00	.00	.00	.00	.00
36	1.40	(356,21)	.00	1.40	.00	.10	.42	.00	.00	.16	.15	.00	.00	.00
				Links 10+	.56	.00	.00	.00	.00	.00	.00	.00	.00	.00
37	1.21	(261, 1)	.00	1.21	.00	.16	.39	.00	.00	.09	.16	.00	.00	.00
				Links 10+	.41	.00	.00	.00	.00	.00	.00	.00	.00	.00
38	1.09	(261, 1)	.00	1.09	.00	.14	.41	.00	.00	.11	.15	.00	.00	.00
				Links 10+	.27	.00	.00	.00	.00	.00	.00	.00	.00	.00

JOB: HSS FDR Air Quality No-Build/105' Jets

RUN: FDR DRIVE BET E 67TH-75TH STS/105' JETS

LINK CONTRIBUTION TABLES

SECOND HIGHEST 8-HOUR AVERAGED LINK CONTRIBUTIONS
IN PARTS PER MILLION (PPM)
INCLUDING AMBIENT BACKGROUND CONCENTRATIONS.

Rcptr No.	Total Conc	Ending Day Hr	Ambient Backgnd	Total Link	Link +1	Link +2	Link +3	Link +4	Link +5	Link +6	Link +7	Link +8	Link +9	Link +10
39	1.00	(261, 1)	.00	1.00	.00	.13	.43	.00	.00	.14	.14	.00	.00	.00
			Links	10+	.18	.00	.00	.00	.00	.00	.00	.00	.00	.00
40	.97	(261, 1)	.00	.98	.00	.10	.46	.00	.00	.14	.13	.00	.00	.00
			Links	10+	.15	.00	.00	.00	.00	.00	.00	.00	.00	.00
41	.95	(94,21)	.00	.95	.00	.03	.57	.00	.00	.27	.03	.00	.03	.00
			Links	10+	.02	.00	.00	.00	.00	.00	.00	.00	.00	.00
42	.90	(94,21)	.00	.90	.00	.02	.55	.00	.00	.27	.02	.00	.03	.00
			Links	10+	.02	.00	.00	.00	.00	.00	.00	.00	.00	.00
43	.90	(94,21)	.00	.90	.00	.02	.55	.00	.00	.27	.02	.00	.03	.00
			Links	10+	.02	.00	.00	.00	.00	.00	.00	.00	.00	.00
44	.90	(323,18)	.00	.90	.00	.05	.51	.00	.00	.22	.08	.00	.00	.00
			Links	10+	.04	.00	.00	.00	.00	.00	.00	.00	.00	.00
45	.93	(323,18)	.00	.93	.00	.05	.53	.00	.00	.24	.08	.00	.00	.00
			Links	10+	.04	.00	.00	.00	.00	.00	.00	.00	.00	.00
46	.91	(323,18)	.00	.91	.00	.05	.53	.00	.00	.24	.06	.00	.00	.00
			Links	10+	.04	.00	.00	.00	.00	.00	.00	.00	.00	.00
47	.89	(323,18)	.00	.89	.00	.05	.53	.00	.00	.24	.05	.00	.00	.00
			Links	10+	.03	.00	.00	.00	.00	.00	.00	.00	.00	.00
48	.89	(323,18)	.00	.89	.00	.05	.53	.00	.00	.25	.05	.00	.00	.00
			Links	10+	.01	.00	.00	.00	.00	.00	.00	.00	.00	.00
49	.87	(323,18)	.00	.88	.00	.05	.53	.00	.00	.25	.04	.00	.00	.00
			Links	10+	.01	.00	.00	.00	.00	.00	.00	.00	.00	.00
50	.86	(323,18)	.00	.86	.00	.03	.54	.00	.00	.25	.04	.00	.01	.00
			Links	10+	.00	.00	.00	.00	.00	.00	.00	.00	.00	.00
51	.86	(323,18)	.00	.86	.00	.03	.54	.00	.00	.25	.04	.00	.01	.00
			Links	10+	.00	.00	.00	.00	.00	.00	.00	.00	.00	.00
52	.86	(323,18)	.00	.86	.00	.03	.54	.00	.00	.25	.04	.00	.01	.00
			Links	10+	.00	.00	.00	.00	.00	.00	.00	.00	.00	.00
53	.86	(323,18)	.00	.86	.00	.03	.54	.00	.00	.25	.04	.00	.01	.00
			Links	10+	.00	.00	.00	.00	.00	.00	.00	.00	.00	.00
54	.87	(323,18)	.00	.87	.00	.01	.56	.00	.00	.25	.03	.00	.03	.00
			Links	10+	.00	.00	.00	.00	.00	.00	.00	.00	.00	.00
55	.87	(324,19)	.00	.87	.00	.00	.33	.20	.23	.10	.00	.00	.00	.00
			Links	10+	.00	.00	.00	.00	.00	.00	.00	.00	.00	.00
56	.86	(323,18)	.00	.86	.00	.01	.50	.05	.04	.21	.03	.00	.03	.00
			Links	10+	.00	.00	.00	.00	.00	.00	.00	.00	.00	.00
57	1.17	(327,21)	.00	1.17	.43	.09	.00	.00	.00	.00	.10	.24	.00	.00
			Links	10+	.00	.32	.00	.00	.00	.00	.00	.00	.00	.00

JOB: HSS FDR Air Quality No-Build/105' Jets

RUN: FDR DRIVE BET E 67TH-75TH STS/105' JETS

LINK CONTRIBUTION TABLES

SECOND HIGHEST 8-HOUR AVERAGED LINK CONTRIBUTIONS
IN PARTS PER MILLION (PPM)
INCLUDING AMBIENT BACKGROUND CONCENTRATIONS.

Rcptr No.	Total Conc	Ending Day Hr	Ambient Backgnd	Total Link	Link +1	Link +2	Link +3	Link +4	Link +5	Link +6	Link +7	Link +8	Link +9	Link +10
58	1.21	(327,21)	.00	1.21	.46	.06	.00	.00	.00	.00	.06	.25	.00	.00
			Links	10+	.00	.38	.00	.00	.00	.00	.00	.00	.00	.00
59	1.17	(94,21)	.00	1.17	.53	.00	.00	.00	.00	.00	.02	.32	.00	.00
			Links	10+	.00	.30	.00	.00	.00	.00	.00	.00	.00	.00
60	1.08	(327,21)	.00	1.08	.48	.03	.00	.00	.00	.00	.04	.29	.00	.00
			Links	10+	.00	.25	.00	.00	.00	.00	.00	.00	.00	.00

MAXIMUM 1-HOUR AVERAGED LINK CONTRIBUTIONS
IN PARTS PER MILLION (PPM)
INCLUDING AMBIENT BACKGROUND CONCENTRATIONS.

Rcptr No.	Total Conc	Ending Day Hr	Ambient Backgnd	Total Link	Link +1	Link +2	Link +3	Link +4	Link +5	Link +6	Link +7	Link +8	Link +9	Link +10
1	2.20	(299,18)	.00	2.20	.00	1.40	.00	.00	.00	.00	.70	.00	.00	.10
			Links	10+	.00	.00	.00	.00	.00	.00	.00	.00	.00	.00
2	2.20	(299,18)	.00	2.20	.00	1.40	.00	.00	.00	.00	.70	.00	.00	.10
			Links	10+	.00	.00	.00	.00	.00	.00	.00	.00	.00	.00
3	2.20	(299,18)	.00	2.20	.00	1.40	.00	.00	.00	.00	.70	.00	.00	.10
			Links	10+	.00	.00	.00	.00	.00	.00	.00	.00	.00	.00
4	2.20	(299,18)	.00	2.20	.00	1.40	.00	.00	.00	.00	.70	.00	.00	.10
			Links	10+	.00	.00	.00	.00	.00	.00	.00	.00	.00	.00
5	2.20	(299,18)	.00	2.20	.00	1.40	.00	.00	.00	.00	.70	.00	.00	.10
			Links	10+	.00	.00	.00	.00	.00	.00	.00	.00	.00	.00
6	2.20	(299,18)	.00	2.20	.00	1.40	.00	.00	.00	.00	.70	.00	.00	.10
			Links	10+	.00	.00	.00	.00	.00	.00	.00	.00	.00	.00
7	2.20	(299,18)	.00	2.20	.00	1.40	.00	.00	.00	.00	.70	.00	.00	.10
			Links	10+	.00	.00	.00	.00	.00	.00	.00	.00	.00	.00
8	2.20	(299,18)	.00	2.20	.00	1.40	.00	.00	.00	.00	.70	.00	.00	.10
			Links	10+	.00	.00	.00	.00	.00	.00	.00	.00	.00	.00
9	2.20	(299,18)	.00	2.20	.00	1.40	.00	.00	.00	.00	.70	.00	.00	.10
			Links	10+	.00	.00	.00	.00	.00	.00	.00	.00	.00	.00
10	2.20	(299,18)	.00	2.20	.00	1.40	.00	.00	.00	.00	.70	.00	.00	.10
			Links	10+	.00	.00	.00	.00	.00	.00	.00	.00	.00	.00
11	2.10	(94,17)	.00	2.10	.00	1.30	.00	.00	.00	.00	.70	.00	.00	.10
			Links	10+	.00	.00	.00	.00	.00	.00	.00	.00	.00	.00
12	2.10	(94,17)	.00	2.10	.00	1.30	.00	.00	.00	.00	.70	.00	.00	.10
			Links	10+	.00	.00	.00	.00	.00	.00	.00	.00	.00	.00

JOB: HSS FDR Air Quality No-Build/105' Jets

RUN: FDR DRIVE BET E 67TH-75TH STS/105' JETS

LINK CONTRIBUTION TABLES

MAXIMUM 1-HOUR AVERAGED LINK CONTRIBUTIONS
IN PARTS PER MILLION (PPM)
INCLUDING AMBIENT BACKGROUND CONCENTRATIONS.

Rcptr No.	Total Conc	Ending Day Hr	Ambient Backgnd	Total Link	Link +1	Link +2	Link +3	Link +4	Link +5	Link +6	Link +7	Link +8	Link +9	Link +10
13	2.10	(94,17)	.00	2.10	.00	1.30	.00	.00	.00	.00	.70	.00	.00	.10
				Links 10+	.00	.00	.00	.00	.00	.00	.00	.00	.00	.00
14	2.10	(94,17)	.00	2.10	.00	1.30	.00	.00	.00	.00	.70	.00	.00	.10
				Links 10+	.00	.00	.00	.00	.00	.00	.00	.00	.00	.00
15	2.10	(94,17)	.00	2.10	.00	1.30	.00	.00	.00	.00	.70	.00	.00	.10
				Links 10+	.00	.00	.00	.00	.00	.00	.00	.00	.00	.00
16	2.10	(94,17)	.00	2.10	.00	1.30	.00	.00	.00	.00	.70	.00	.00	.10
				Links 10+	.00	.00	.00	.00	.00	.00	.00	.00	.00	.00
17	2.10	(94,17)	.00	2.10	.00	1.30	.00	.00	.00	.00	.70	.00	.00	.10
				Links 10+	.00	.00	.00	.00	.00	.00	.00	.00	.00	.00
18	2.20	(299,18)	.00	2.20	.00	1.40	.10	.00	.00	.10	.60	.00	.00	.00
				Links 10+	.00	.00	.00	.00	.00	.00	.00	.00	.00	.00
19	2.20	(299,18)	.00	2.20	.00	1.40	.10	.00	.00	.10	.60	.00	.00	.00
				Links 10+	.00	.00	.00	.00	.00	.00	.00	.00	.00	.00
20	2.20	(299,18)	.00	2.20	.00	1.40	.10	.00	.00	.10	.60	.00	.00	.00
				Links 10+	.00	.00	.00	.00	.00	.00	.00	.00	.00	.00
21	2.10	(94,17)	.00	2.10	.00	1.30	.00	.00	.00	.00	.70	.00	.00	.10
				Links 10+	.00	.00	.00	.00	.00	.00	.00	.00	.00	.00
22	2.10	(94,17)	.00	2.10	.00	1.30	.00	.00	.00	.00	.70	.00	.00	.10
				Links 10+	.00	.00	.00	.00	.00	.00	.00	.00	.00	.00
23	2.20	(299,18)	.00	2.20	.00	1.30	.10	.00	.00	.20	.50	.00	.00	.00
				Links 10+	.10	.00	.00	.00	.00	.00	.00	.00	.00	.00
24	2.30	(299,18)	.00	2.30	.00	1.30	.10	.00	.00	.20	.50	.00	.10	.00
				Links 10+	.10	.00	.00	.00	.00	.00	.00	.00	.00	.00
25	2.20	(299,18)	.00	2.20	.00	1.20	.20	.00	.00	.20	.40	.00	.10	.00
				Links 10+	.10	.00	.00	.00	.00	.00	.00	.00	.00	.00
26	2.30	(299,18)	.00	2.30	.00	1.20	.20	.00	.00	.30	.30	.00	.10	.00
				Links 10+	.20	.00	.00	.00	.00	.00	.00	.00	.00	.00
27	2.30	(299,18)	.00	2.30	.00	1.20	.20	.00	.00	.30	.30	.00	.10	.00
				Links 10+	.20	.00	.00	.00	.00	.00	.00	.00	.00	.00
28	2.30	(299,18)	.00	2.30	.00	1.00	.30	.00	.00	.40	.20	.00	.10	.00
				Links 10+	.30	.00	.00	.00	.00	.00	.00	.00	.00	.00
29	2.50	(299,18)	.00	2.50	.00	.90	.40	.00	.00	.50	.10	.00	.10	.00
				Links 10+	.50	.00	.00	.00	.00	.00	.00	.00	.00	.00
30	2.50	(299,18)	.00	2.50	.00	.60	.60	.00	.00	.50	.00	.00	.10	.00
				Links 10+	.70	.00	.00	.00	.00	.00	.00	.00	.00	.00
31	2.80	(299,18)	.00	2.80	.00	.20	.90	.00	.00	.50	.00	.00	.10	.00
				Links 10+	1.10	.00	.00	.00	.00	.00	.00	.00	.00	.00

JOB: HSS FDR Air Quality No-Build/105' Jets

RUN: FDR DRIVE BET E 67TH-75TH STS/105' JETS

LINK CONTRIBUTION TABLES

MAXIMUM 1-HOUR AVERAGED LINK CONTRIBUTIONS
IN PARTS PER MILLION (PPM)
INCLUDING AMBIENT BACKGROUND CONCENTRATIONS.

Rcptr No.	Total Conc	Ending Day Hr	Ambient Backgnd	Total Link	Link +1	Link +2	Link +3	Link +4	Link +5	Link +6	Link +7	Link +8	Link +9	Link +10
32	3.00	(94,17)	.00	3.00	.00	.10	.90	.00	.00	.50	.10	.00	.10	.00
				Links 10+	1.30	.00	.00	.00	.00	.00	.00	.00	.00	.00
33	3.10	(94,17)	.00	3.10	.00	.00	1.00	.00	.00	.50	.00	.00	.10	.00
				Links 10+	1.50	.00	.00	.00	.00	.00	.00	.00	.00	.00
34	3.00	(94,17)	.00	3.00	.00	.00	1.00	.00	.00	.50	.00	.00	.10	.00
				Links 10+	1.40	.00	.00	.00	.00	.00	.00	.00	.00	.00
35	2.80	(94,17)	.00	2.80	.00	.00	1.00	.00	.00	.50	.00	.00	.10	.00
				Links 10+	1.20	.00	.00	.00	.00	.00	.00	.00	.00	.00
36	2.70	(276,21)	.00	2.70	.00	.50	.70	.00	.00	.10	.40	.00	.00	.10
				Links 10+	.90	.00	.00	.00	.00	.00	.00	.00	.00	.00
37	2.50	(323,16)	.00	2.50	.00	.30	.80	.00	.00	.20	.40	.00	.00	.00
				Links 10+	.80	.00	.00	.00	.00	.00	.00	.00	.00	.00
38	2.20	(276,21)	.00	2.20	.00	.30	.80	.00	.00	.20	.30	.00	.00	.00
				Links 10+	.60	.00	.00	.00	.00	.00	.00	.00	.00	.00
39	2.10	(99,18)	.00	2.10	.00	.50	.70	.00	.00	.10	.40	.00	.00	.00
				Links 10+	.40	.00	.00	.00	.00	.00	.00	.00	.00	.00
40	2.00	(99,18)	.00	2.00	.00	.40	.70	.00	.00	.10	.40	.00	.00	.00
				Links 10+	.40	.00	.00	.00	.00	.00	.00	.00	.00	.00
41	1.90	(99,18)	.00	1.90	.00	.40	.80	.00	.00	.10	.30	.00	.00	.00
				Links 10+	.30	.00	.00	.00	.00	.00	.00	.00	.00	.00
42	1.90	(299,18)	.00	1.90	.00	.00	1.10	.10	.10	.50	.00	.00	.10	.00
				Links 10+	.00	.00	.00	.00	.00	.00	.00	.00	.00	.00
43	1.90	(299,18)	.00	1.90	.00	.00	1.10	.10	.10	.50	.00	.00	.10	.00
				Links 10+	.00	.00	.00	.00	.00	.00	.00	.00	.00	.00
44	1.90	(299,18)	.00	1.90	.00	.00	1.10	.10	.20	.40	.00	.00	.10	.00
				Links 10+	.00	.00	.00	.00	.00	.00	.00	.00	.00	.00
45	1.90	(99,18)	.00	1.90	.00	.30	.90	.00	.00	.20	.30	.00	.00	.00
				Links 10+	.20	.00	.00	.00	.00	.00	.00	.00	.00	.00
46	1.90	(299,18)	.00	1.90	.00	.00	1.10	.10	.20	.40	.00	.00	.10	.00
				Links 10+	.00	.00	.00	.00	.00	.00	.00	.00	.00	.00
47	1.70	(299,18)	.00	1.70	.00	.00	1.00	.10	.20	.40	.00	.00	.00	.00
				Links 10+	.00	.00	.00	.00	.00	.00	.00	.00	.00	.00
48	1.90	(299,18)	.00	1.90	.00	.00	1.00	.20	.30	.40	.00	.00	.00	.00
				Links 10+	.00	.00	.00	.00	.00	.00	.00	.00	.00	.00
49	1.80	(299,18)	.00	1.80	.00	.00	1.00	.20	.30	.30	.00	.00	.00	.00
				Links 10+	.00	.00	.00	.00	.00	.00	.00	.00	.00	.00
50	1.90	(299,18)	.00	1.90	.00	.00	1.00	.20	.40	.30	.00	.00	.00	.00
				Links 10+	.00	.00	.00	.00	.00	.00	.00	.00	.00	.00

JOB: HSS FDR Air Quality No-Build/105' Jets

RUN: FDR DRIVE BET E 67TH-75TH STS/105' JETS

LINK CONTRIBUTION TABLES

MAXIMUM 1-HOUR AVERAGED LINK CONTRIBUTIONS
IN PARTS PER MILLION (PPM)
INCLUDING AMBIENT BACKGROUND CONCENTRATIONS.

Rcptr No.	Total Conc	Ending Day Hr	Ambient Backgnd	Total Link	Link +1	Link +2	Link +3	Link +4	Link +5	Link +6	Link +7	Link +8	Link +9	Link +10
51	1.80	(99,18)	.00	1.80	.00	.20	1.00	.00	.00	.30	.20	.00	.00	.00
			Links	10+	.10	.00	.00	.00	.00	.00	.00	.00	.00	.00
52	1.90	(299,18)	.00	1.90	.00	.00	.80	.40	.50	.20	.00	.00	.00	.00
			Links	10+	.00	.00	.00	.00	.00	.00	.00	.00	.00	.00
53	1.90	(299,18)	.00	1.90	.00	.00	.70	.50	.60	.10	.00	.00	.00	.00
			Links	10+	.00	.00	.00	.00	.00	.00	.00	.00	.00	.00
54	2.00	(299,18)	.00	2.00	.00	.00	.60	.70	.70	.00	.00	.00	.00	.00
			Links	10+	.00	.00	.00	.00	.00	.00	.00	.00	.00	.00
55	1.80	(99,18)	.00	1.80	.00	.20	1.00	.00	.00	.30	.20	.00	.00	.00
			Links	10+	.10	.00	.00	.00	.00	.00	.00	.00	.00	.00
56	1.80	(299,18)	.00	1.80	.00	.00	.00	1.20	.60	.00	.00	.00	.00	.00
			Links	10+	.00	.00	.00	.00	.00	.00	.00	.00	.00	.00
57	2.20	(94,17)	.00	2.20	.80	.30	.00	.00	.00	.00	.30	.30	.00	.00
			Links	10+	.00	.50	.00	.00	.00	.00	.00	.00	.00	.00
58	2.60	(94,17)	.00	2.60	1.00	.10	.00	.00	.00	.00	.20	.50	.00	.00
			Links	10+	.00	.80	.00	.00	.00	.00	.00	.00	.00	.00
59	2.50	(94,17)	.00	2.50	1.00	.00	.00	.00	.00	.00	.10	.60	.00	.00
			Links	10+	.00	.80	.00	.00	.00	.00	.00	.00	.00	.00
60	2.40	(94,17)	.00	2.40	1.00	.00	.00	.00	.00	.00	.00	.60	.00	.00
			Links	10+	.00	.80	.00	.00	.00	.00	.00	.00	.00	.00

SECOND HIGHEST 1-HOUR AVERAGED LINK CONTRIBUTIONS
IN PARTS PER MILLION (PPM)
INCLUDING AMBIENT BACKGROUND CONCENTRATIONS.

Rcptr No.	Total Conc	Ending Day Hr	Ambient Backgnd	Total Link	Link +1	Link +2	Link +3	Link +4	Link +5	Link +6	Link +7	Link +8	Link +9	Link +10
1	2.10	(94,17)	.00	2.10	.30	1.00	.00	.00	.00	.00	.50	.10	.00	.00
			Links	10+	.00	.20	.00	.00	.00	.00	.00	.00	.00	.00
2	2.10	(94,17)	.00	2.10	.00	1.30	.00	.00	.00	.00	.70	.00	.00	.10
			Links	10+	.00	.00	.00	.00	.00	.00	.00	.00	.00	.00
3	2.10	(94,17)	.00	2.10	.00	1.30	.00	.00	.00	.00	.70	.00	.00	.10
			Links	10+	.00	.00	.00	.00	.00	.00	.00	.00	.00	.00
4	2.10	(94,17)	.00	2.10	.00	1.30	.00	.00	.00	.00	.70	.00	.00	.10
			Links	10+	.00	.00	.00	.00	.00	.00	.00	.00	.00	.00
5	2.10	(94,17)	.00	2.10	.00	1.30	.00	.00	.00	.00	.70	.00	.00	.10
			Links	10+	.00	.00	.00	.00	.00	.00	.00	.00	.00	.00

JOB: HSS FDR Air Quality No-Build/105' Jets

RUN: FDR DRIVE BET E 67TH-75TH STS/105' JETS

LINK CONTRIBUTION TABLES

SECOND HIGHEST 1-HOUR AVERAGED LINK CONTRIBUTIONS
IN PARTS PER MILLION (PPM)
INCLUDING AMBIENT BACKGROUND CONCENTRATIONS.

Rcptr No.	Total Conc	Ending Day Hr	Ambient Backgnd	Total Link	Link +1	Link +2	Link +3	Link +4	Link +5	Link +6	Link +7	Link +8	Link +9	Link +10
6	2.10	(94,17)	.00	2.10	.00	1.30	.00	.00	.00	.00	.70	.00	.00	.10
				Links 10+	.00	.00	.00	.00	.00	.00	.00	.00	.00	.00
7	2.10	(94,17)	.00	2.10	.00	1.30	.00	.00	.00	.00	.70	.00	.00	.10
				Links 10+	.00	.00	.00	.00	.00	.00	.00	.00	.00	.00
8	2.10	(94,17)	.00	2.10	.00	1.30	.00	.00	.00	.00	.70	.00	.00	.10
				Links 10+	.00	.00	.00	.00	.00	.00	.00	.00	.00	.00
9	2.10	(94,17)	.00	2.10	.00	1.30	.00	.00	.00	.00	.70	.00	.00	.10
				Links 10+	.00	.00	.00	.00	.00	.00	.00	.00	.00	.00
10	2.10	(94,17)	.00	2.10	.00	1.30	.00	.00	.00	.00	.70	.00	.00	.10
				Links 10+	.00	.00	.00	.00	.00	.00	.00	.00	.00	.00
11	2.10	(299,18)	.00	2.10	.00	1.40	.00	.00	.00	.00	.70	.00	.00	.00
				Links 10+	.00	.00	.00	.00	.00	.00	.00	.00	.00	.00
12	2.10	(299,18)	.00	2.10	.00	1.40	.00	.00	.00	.00	.70	.00	.00	.00
				Links 10+	.00	.00	.00	.00	.00	.00	.00	.00	.00	.00
13	2.10	(299,18)	.00	2.10	.00	1.40	.00	.00	.00	.00	.70	.00	.00	.00
				Links 10+	.00	.00	.00	.00	.00	.00	.00	.00	.00	.00
14	2.10	(299,18)	.00	2.10	.00	1.40	.00	.00	.00	.10	.60	.00	.00	.00
				Links 10+	.00	.00	.00	.00	.00	.00	.00	.00	.00	.00
15	2.10	(299,18)	.00	2.10	.00	1.40	.00	.00	.00	.10	.60	.00	.00	.00
				Links 10+	.00	.00	.00	.00	.00	.00	.00	.00	.00	.00
16	2.10	(299,18)	.00	2.10	.00	1.40	.00	.00	.00	.10	.60	.00	.00	.00
				Links 10+	.00	.00	.00	.00	.00	.00	.00	.00	.00	.00
17	2.10	(299,18)	.00	2.10	.00	1.40	.00	.00	.00	.10	.60	.00	.00	.00
				Links 10+	.00	.00	.00	.00	.00	.00	.00	.00	.00	.00
18	2.10	(94,17)	.00	2.10	.00	1.30	.00	.00	.00	.00	.70	.00	.00	.10
				Links 10+	.00	.00	.00	.00	.00	.00	.00	.00	.00	.00
19	2.10	(94,17)	.00	2.10	.00	1.30	.00	.00	.00	.00	.70	.00	.00	.10
				Links 10+	.00	.00	.00	.00	.00	.00	.00	.00	.00	.00
20	2.10	(94,17)	.00	2.10	.00	1.30	.00	.00	.00	.00	.70	.00	.00	.10
				Links 10+	.00	.00	.00	.00	.00	.00	.00	.00	.00	.00
21	2.10	(299,18)	.00	2.10	.00	1.30	.10	.00	.00	.10	.50	.00	.00	.00
				Links 10+	.10	.00	.00	.00	.00	.00	.00	.00	.00	.00
22	2.10	(299,18)	.00	2.10	.00	1.30	.10	.00	.00	.10	.50	.00	.00	.00
				Links 10+	.10	.00	.00	.00	.00	.00	.00	.00	.00	.00
23	2.10	(94,17)	.00	2.10	.00	1.30	.00	.00	.00	.00	.70	.00	.00	.10
				Links 10+	.00	.00	.00	.00	.00	.00	.00	.00	.00	.00
24	2.10	(94,17)	.00	2.10	.00	1.30	.00	.00	.00	.00	.70	.00	.00	.10
				Links 10+	.00	.00	.00	.00	.00	.00	.00	.00	.00	.00

JOB: HSS FDR Air Quality No-Build/105' Jets

RUN: FDR DRIVE BET E 67TH-75TH STS/105' JETS

LINK CONTRIBUTION TABLES

SECOND HIGHEST 1-HOUR AVERAGED LINK CONTRIBUTIONS
IN PARTS PER MILLION (PPM)
INCLUDING AMBIENT BACKGROUND CONCENTRATIONS.

Rcptr No.	Total Conc	Ending Day Hr	Ambient Backgnd	Total Link	Link +1	Link +2	Link +3	Link +4	Link +5	Link +6	Link +7	Link +8	Link +9	Link +10
25	2.10	(94,17)	.00	2.10	.00	1.30	.00	.00	.00	.00	.70	.00	.00	.10
				Links 10+	.00	.00	.00	.00	.00	.00	.00	.00	.00	.00
26	2.10	(94,17)	.00	2.10	.00	1.30	.00	.00	.00	.00	.70	.00	.00	.10
				Links 10+	.00	.00	.00	.00	.00	.00	.00	.00	.00	.00
27	2.10	(94,17)	.00	2.10	.00	1.30	.00	.00	.00	.00	.70	.00	.00	.10
				Links 10+	.00	.00	.00	.00	.00	.00	.00	.00	.00	.00
28	2.00	(94,17)	.00	2.00	.00	1.30	.00	.00	.00	.00	.70	.00	.00	.00
				Links 10+	.00	.00	.00	.00	.00	.00	.00	.00	.00	.00
29	2.00	(228, 8)	.00	2.00	.00	.60	.40	.00	.10	.40	.00	.00	.10	.00
				Links 10+	.40	.00	.00	.00	.00	.00	.00	.00	.00	.00
30	2.20	(228, 8)	.00	2.20	.00	.40	.60	.00	.10	.40	.00	.00	.10	.00
				Links 10+	.60	.00	.00	.00	.00	.00	.00	.00	.00	.00
31	2.40	(94,17)	.00	2.40	.00	.90	.30	.00	.00	.30	.30	.00	.10	.00
				Links 10+	.50	.00	.00	.00	.00	.00	.00	.00	.00	.00
32	2.90	(299,18)	.00	2.90	.00	.00	1.10	.00	.00	.50	.00	.00	.10	.00
				Links 10+	1.20	.00	.00	.00	.00	.00	.00	.00	.00	.00
33	2.70	(299,18)	.00	2.70	.00	.00	1.10	.00	.00	.50	.00	.00	.10	.00
				Links 10+	1.00	.00	.00	.00	.00	.00	.00	.00	.00	.00
34	2.60	(299,18)	.00	2.60	.00	.00	1.10	.00	.10	.50	.00	.00	.10	.00
				Links 10+	.80	.00	.00	.00	.00	.00	.00	.00	.00	.00
35	2.50	(276,21)	.00	2.50	.00	.60	.60	.00	.00	.00	.50	.00	.00	.10
				Links 10+	.70	.00	.00	.00	.00	.00	.00	.00	.00	.00
36	2.60	(323,16)	.00	2.60	.00	.40	.70	.00	.00	.10	.40	.00	.00	.00
				Links 10+	1.00	.00	.00	.00	.00	.00	.00	.00	.00	.00
37	2.50	(356,16)	.00	2.50	.00	.30	.80	.00	.00	.20	.40	.00	.00	.00
				Links 10+	.80	.00	.00	.00	.00	.00	.00	.00	.00	.00
38	2.20	(323,16)	.00	2.20	.00	.30	.80	.00	.00	.20	.30	.00	.00	.00
				Links 10+	.60	.00	.00	.00	.00	.00	.00	.00	.00	.00
39	2.00	(276,21)	.00	2.00	.00	.30	.80	.00	.00	.20	.30	.00	.00	.00
				Links 10+	.40	.00	.00	.00	.00	.00	.00	.00	.00	.00
40	1.90	(276,21)	.00	1.90	.00	.20	.90	.00	.00	.20	.30	.00	.00	.00
				Links 10+	.30	.00	.00	.00	.00	.00	.00	.00	.00	.00
41	1.90	(299,18)	.00	1.90	.00	.00	1.10	.10	.10	.50	.00	.00	.10	.00
				Links 10+	.00	.00	.00	.00	.00	.00	.00	.00	.00	.00
42	1.80	(64,16)	.00	1.80	.00	.30	.80	.00	.00	.20	.30	.00	.00	.00
				Links 10+	.20	.00	.00	.00	.00	.00	.00	.00	.00	.00
43	1.80	(99,18)	.00	1.80	.00	.30	.80	.00	.00	.20	.30	.00	.00	.00
				Links 10+	.20	.00	.00	.00	.00	.00	.00	.00	.00	.00

JOB: HSS FDR Air Quality No-Build/105' Jets

RUN: FDR DRIVE BET E 67TH-75TH STS/105' JETS

LINK CONTRIBUTION TABLES

SECOND HIGHEST 1-HOUR AVERAGED LINK CONTRIBUTIONS
IN PARTS PER MILLION (PPM)
INCLUDING AMBIENT BACKGROUND CONCENTRATIONS.

Rcptr No.	Total Conc	Ending Day Hr	Ambient Backgnd	Total Link	Link +1	Link +2	Link +3	Link +4	Link +5	Link +6	Link +7	Link +8	Link +9	Link +10
44	1.80	(99,18)	.00	1.80	.00	.30	.80	.00	.00	.20	.30	.00	.00	.00
				Links 10+	.20	.00	.00	.00	.00	.00	.00	.00	.00	.00
45	1.90	(299,18)	.00	1.90	.00	.00	1.10	.10	.20	.40	.00	.00	.10	.00
				Links 10+	.00	.00	.00	.00	.00	.00	.00	.00	.00	.00
46	1.70	(99,18)	.00	1.70	.00	.30	.90	.00	.00	.20	.20	.00	.00	.00
				Links 10+	.10	.00	.00	.00	.00	.00	.00	.00	.00	.00
47	1.60	(99,18)	.00	1.60	.00	.20	.90	.00	.00	.20	.20	.00	.00	.00
				Links 10+	.10	.00	.00	.00	.00	.00	.00	.00	.00	.00
48	1.60	(99,18)	.00	1.60	.00	.20	.90	.00	.00	.20	.20	.00	.00	.00
				Links 10+	.10	.00	.00	.00	.00	.00	.00	.00	.00	.00
49	1.60	(99,18)	.00	1.60	.00	.20	.90	.00	.00	.20	.20	.00	.00	.00
				Links 10+	.10	.00	.00	.00	.00	.00	.00	.00	.00	.00
50	1.80	(99,18)	.00	1.80	.00	.20	1.00	.00	.00	.30	.20	.00	.00	.00
				Links 10+	.10	.00	.00	.00	.00	.00	.00	.00	.00	.00
51	1.80	(299,18)	.00	1.80	.00	.00	.90	.30	.40	.20	.00	.00	.00	.00
				Links 10+	.00	.00	.00	.00	.00	.00	.00	.00	.00	.00
52	1.70	(99,18)	.00	1.70	.00	.20	.90	.00	.00	.30	.20	.00	.00	.00
				Links 10+	.10	.00	.00	.00	.00	.00	.00	.00	.00	.00
53	1.70	(99,18)	.00	1.70	.00	.20	.90	.00	.00	.30	.20	.00	.00	.00
				Links 10+	.10	.00	.00	.00	.00	.00	.00	.00	.00	.00
54	1.80	(99,18)	.00	1.80	.00	.20	1.00	.00	.00	.30	.20	.00	.00	.00
				Links 10+	.10	.00	.00	.00	.00	.00	.00	.00	.00	.00
55	1.80	(299,18)	.00	1.80	.00	.00	.30	.90	.60	.00	.00	.00	.00	.00
				Links 10+	.00	.00	.00	.00	.00	.00	.00	.00	.00	.00
56	1.70	(99,18)	.00	1.70	.00	.20	1.00	.00	.00	.30	.10	.00	.00	.00
				Links 10+	.10	.00	.00	.00	.00	.00	.00	.00	.00	.00
57	2.20	(299,18)	.00	2.20	.30	1.10	.00	.00	.00	.00	.70	.00	.00	.10
				Links 10+	.00	.00	.00	.00	.00	.00	.00	.00	.00	.00
58	2.10	(299,18)	.00	2.10	.60	.70	.00	.00	.00	.00	.70	.00	.00	.10
				Links 10+	.00	.00	.00	.00	.00	.00	.00	.00	.00	.00
59	2.10	(299,18)	.00	2.10	.70	.50	.00	.00	.00	.00	.60	.10	.00	.10
				Links 10+	.00	.10	.00	.00	.00	.00	.00	.00	.00	.00
60	2.30	(299,18)	.00	2.30	.80	.40	.00	.00	.00	.00	.50	.20	.00	.10
				Links 10+	.00	.30	.00	.00	.00	.00	.00	.00	.00	.00

JOB: HSS FDR Air Quality No-Build/105' Jets

RUN: FDR DRIVE BET E 67TH-75TH STS/105' JETS

CALM DURATION FREQUENCY

Hours of Consecutive Calm Winds	Frequency of Occurrence	(Julian day/hour ending) of Significant Occurrences
1	126	(1,24)(2, 7)(4, 6)(5,21)(33,12)(36,17)(36,19)(43, 6)(43, 9)(52, 7) (55, 1)(55,22)(59, 9)(64, 3)(64, 5)(64,24)(80, 9)(81, 2)(84, 8)(85,22) (86, 1)(86, 7)(87, 5)(94,16)(98, 2)(105, 8)(109, 2)(113, 9)(113,12)(115, 5) (117,12)(125,21)(126, 1)(127,13)(130,22)(131, 1)(132, 2)(132,22)(133, 2)(133, 4) (133, 6)(133,12)(136, 3)(137,11)(137,21)(138,24)(139, 4)(140, 8)(140,21)(141, 2) (142,10)(143, 8)(146, 3)(146, 9)(147,21)(149,15)(163,14)(164,16)(171, 7)(173, 3) (174,13)(174,17)(177,17)(178, 4)(178, 8)(184,19)(184,21)(185,12)(188,24)(189,12) (192,21)(201,11)(202,22)(210,24)(211,11)(212, 1)(212, 5)(222, 5)(222,23)(226,20) (227, 6)(227,23)(228, 7)(229, 5)(229,12)(230, 6)(230, 9)(231, 3)(232,22)(234, 7) (247, 2)(256, 1)(256,12)(257, 1)(257,11)(260,11)(264,20)(266, 4)(268, 4)(268, 9) (271, 3)(274, 4)(276, 1)(276, 5)(281, 5)(281,13)(287, 4)(289, 4)(299,22)(299,24) (301,12)(302,16)(309,20)(312, 7)(321,23)(322, 2)(324,14)(327, 4)(328,22)(338, 1) (338, 3)(343, 2)(346, 5)(351, 1)(357, 5)(357, 8)
2	33	(2,24)(54,21)(64, 1)(83, 7)(94,14)(100, 1)(107,17)(133,10)(137, 2)(137,24) (149,10)(173, 6)(175,23)(180, 9)(182, 9)(183, 9)(193, 5)(222,10)(229,22)(255,20) (266, 7)(287,10)(288, 1)(289, 2)(292,17)(321,11)(322,14)(323, 8)(324, 6)(324,12) (356, 7)(357, 3)(360,15)
3	10	(2,19)(33,16)(60, 7)(80, 7)(135,24)(186, 6)(204, 6)(280, 9)(315,10)(338, 8) (
4	5	(203, 8)(271, 1)(278, 4)(323, 4)(327, 2)
6	2	(133,20)(282, 4)
7	1	(22,15)
10	1	(134, 7)
13	1	(184,11)

Program terminated normally

JOB: HSS FDR Air Quality Build/No Jets

RUN: FDR DRIVE BET E 67TH-75TH STS/NO JETS

General Information

Run start date: 1/ 1/ 0 Julian: 1
end date: 12/31/ 0 Julian: 366

A Tier 2 approach was used for input data preparation.

The MODE flag has been set to C for calculating CO averages.

Ambient background concentrations are included in the averages below.

Site & Meteorological Constants

VS = .0 CM/S VD = .0 CM/S Z0 = 175. CM ATIM = 60.

Met. Sfc. Sta. Id & Yr = 72503 2000
Upper Air Sta. Id & Yr = 94703 2000

CAUTION: The input years for the Run and Meteorological data differ. The respective values are: 0 and 2000.

Urban mixing heights were processed.

In 2000, Julian day 1 is a Saturday.

The patterns from the input file have been assigned as follows:

Pattern # 1 is assigned to Monday.
Pattern # 1 is assigned to Tuesday.
Pattern # 1 is assigned to Wednesday.
Pattern # 1 is assigned to Thursday.
Pattern # 1 is assigned to Friday.
Pattern # 1 is assigned to Saturday.
Pattern # 1 is assigned to Sunday.

Link Data Constants - (Variable data in *.LNK file)

LINK DESCRIPTION	LINK COORDINATES (FT) X1	Y1	X2	Y2	LENGTH (FT)	BRG (DEG)	TYPE	H (FT)	W (FT)	NLANES
1. FDR N/B 67th-68th St*	-132.0	-225.0	15.0	-10.0 *	260.	34.	AG	.0	36.0	
2. FDR N/B 68th-71st St*	15.0	-10.0	438.0	608.0 *	749.	34.	AG	.0	36.0	
3. FDR N/B 71st St-Site*	438.0	608.0	472.0	657.0 *	60.	35.	AG	.0	36.0	
4. FDR N/B Site-itself *	472.0	657.0	530.0	743.0 *	104.	34.	AG	.0	36.0	
5. FDR N/B Site-73rd St*	530.0	743.0	773.0	1098.0 *	430.	34.	AG	.0	36.0	
6. FDR N/B 73rd-75th St*	773.0	1098.0	1056.0	1625.0 *	598.	28.	AG	.0	36.0	

JOB: HSS FDR Air Quality Build/No Jets

RUN: FDR DRIVE BET E 67TH-75TH STS/NO JETS

Link Data Constants - (Variable data in *.LNK file)

LINK DESCRIPTION	LINK COORDINATES (FT) X1	Y1	X2	Y2	LENGTH (FT)	BRG (DEG)	TYPE	H (FT)	W (FT)	NLANES
7. FDR S/B 75th-73rd St	743.0	1118.0	1026.0	1645.0	598.	28.	AG	.0	36.0	
8. FDR S/B 73rd St-Site	500.0	763.0	743.0	1118.0	430.	34.	AG	.0	36.0	
9. FDR S/B Site-itself	442.0	679.0	500.0	763.0	102.	35.	AG	.0	36.0	
10. FDR S/B Site-71st St	408.0	628.0	442.0	679.0	61.	34.	AG	.0	36.0	
11. FDR S/B 71st-68th St	-15.0	10.0	408.0	628.0	749.	34.	AG	.0	36.0	
12. FDR S/B 68th-67th St	-162.0	-205.0	-15.0	10.0	260.	34.	AG	.0	36.0	
13. FDR Service 73-Site	477.0	779.0	720.0	1134.0	430.	34.	AG	.0	32.0	
14. FDR Service Rd Site	419.0	695.0	477.0	779.0	102.	35.	AG	.0	32.0	
15. FDR Service Site-71	385.0	644.0	419.0	695.0	61.	34.	AG	.0	32.0	
16. FDR Service 68-71 St	-38.0	26.0	385.0	644.0	749.	34.	AG	.0	32.0	

Receptor Data

RECEPTOR	COORDINATES (FT) X	Y	Z
1. RECEPTOR 1	34.0	-23.0	6.0
2. RECEPTOR 2	48.0	-4.0	6.0
3. RECEPTOR 3	62.0	17.0	6.0
4. RECEPTOR 4	75.0	37.0	6.0
5. RECEPTOR 5	89.0	57.0	6.0
6. RECEPTOR 6	103.0	77.0	6.0
7. RECEPTOR 7	117.0	97.0	6.0
8. RECEPTOR 8	130.0	117.0	6.0
9. RECEPTOR 9	144.0	137.0	6.0
10. RECEPTOR 10	158.0	158.0	6.0
11. RECEPTOR 11	172.0	178.0	6.0
12. RECEPTOR 12	186.0	198.0	6.0
13. RECEPTOR 13	199.0	218.0	6.0
14. RECEPTOR 14	213.0	238.0	6.0
15. RECEPTOR 15	227.0	258.0	6.0
16. RECEPTOR 16	241.0	278.0	6.0
17. RECEPTOR 17	255.0	299.0	6.0
18. RECEPTOR 18	268.0	319.0	6.0
19. RECEPTOR 19	282.0	339.0	6.0
20. RECEPTOR 20	296.0	359.0	6.0
21. RECEPTOR 21	310.0	379.0	6.0
22. RECEPTOR 22	323.0	399.0	6.0
23. RECEPTOR 23	337.0	419.0	6.0
24. RECEPTOR 24	351.0	440.0	6.0

JOB: HSS FDR Air Quality Build/No Jets

RUN: FDR DRIVE BET E 67TH-75TH STS/NO JETS

Receptor Data

RECEPTOR	COORDINATES (FT) X	Y	Z
25. RECEPTOR 25	365.0	460.0	6.0
26. RECEPTOR 26	379.0	480.0	6.0
27. RECEPTOR 27	392.0	500.0	6.0
28. RECEPTOR 28	406.0	520.0	6.0
29. RECEPTOR 29	420.0	540.0	6.0
30. RECEPTOR 30	434.0	561.0	6.0
31. RECEPTOR 31	447.0	581.0	6.0
32. RECEPTOR 32	461.0	601.0	6.0
33. RECEPTOR 33	475.0	621.0	6.0
34. RECEPTOR 34	489.0	641.0	6.0
35. RECEPTOR 35	503.0	661.0	6.0
36. RECEPTOR 36	516.0	681.0	6.0
37. RECEPTOR 37	530.0	702.0	6.0
38. RECEPTOR 38	544.0	722.0	6.0
39. RECEPTOR 39	558.0	742.0	6.0
40. RECEPTOR 40	571.0	762.0	6.0
41. RECEPTOR 41	585.0	782.0	6.0
42. RECEPTOR 42	599.0	802.0	6.0
43. RECEPTOR 43	613.0	822.0	6.0
44. RECEPTOR 44	627.0	843.0	6.0
45. RECEPTOR 45	640.0	863.0	6.0
46. RECEPTOR 46	654.0	883.0	6.0
47. RECEPTOR 47	668.0	903.0	6.0
48. RECEPTOR 48	682.0	923.0	6.0
49. RECEPTOR 49	696.0	943.0	6.0
50. RECEPTOR 50	709.0	964.0	6.0
51. RECEPTOR 51	723.0	984.0	6.0
52. RECEPTOR 52	737.0	1004.0	6.0
53. RECEPTOR 53	751.0	1024.0	6.0
54. RECEPTOR 54	764.0	1044.0	6.0
55. RECEPTOR 55	778.0	1064.0	6.0
56. RECEPTOR 56	792.0	1084.0	6.0
57. RECEPTOR 57	20.0	-44.0	6.0
58. RECEPTOR 58	6.0	-64.0	6.0
59. RECEPTOR 59	-7.0	-84.0	6.0
60. RECEPTOR 60	-21.0	-104.0	6.0

JOB: HSS FDR Air Quality Build/No Jets

RUN: FDR DRIVE BET E 67TH-75TH STS/NO JETS

Model Results

Remarks : In search of the wind direction corresponding to the maximum concentration, only the first direction, of the directions with the same maximum concentrations, is indicated as the maximum.

* MAXIMUM HOURLY CONCENTRATIONS WITH ANY AMBIENT BACKGROUND CONCENTRATIONS (BKG) ADDED
* (PPM)

	REC1	REC2	REC3	REC4	REC5	REC6	REC7	REC8	REC9	REC10
MAX+BKG	3.4	3.3	3.3	3.5	3.5	3.4	3.4	3.6	3.5	3.5
- BKG	.0	.0	.0	.0	.0	.0	.0	.0	.0	.0
MAX	3.4	3.3	3.3	3.5	3.5	3.4	3.4	3.6	3.5	3.5
WIND DIR	23	23	23	23	28	23	23	23	23	23
JULIAN	72	72	72	72	339	72	72	72	72	72
HOUR	8	8	8	8	17	8	8	8	8	8

	REC11	REC12	REC13	REC14	REC15	REC16	REC17	REC18	REC19	REC20
MAX+BKG	3.5	3.5	3.6	3.5	3.4	3.4	3.4	3.3	3.3	3.3
- BKG	.0	.0	.0	.0	.0	.0	.0	.0	.0	.0
MAX	3.5	3.5	3.6	3.5	3.4	3.4	3.4	3.3	3.3	3.3
WIND DIR	23	23	23	23	23	231	231	231	231	231
JULIAN	72	72	72	72	72	30	30	30	30	30
HOUR	8	8	8	8	8	18	18	18	18	18

	REC21	REC22	REC23	REC24	REC25	REC26	REC27	REC28	REC29	REC30
MAX+BKG	3.4	3.4	3.4	3.4	3.5	3.4	3.4	3.4	3.4	3.4
- BKG	.0	.0	.0	.0	.0	.0	.0	.0	.0	.0
MAX	3.4	3.4	3.4	3.4	3.5	3.4	3.4	3.4	3.4	3.4
WIND DIR	231	231	231	231	23	231	231	231	231	231
JULIAN	30	30	30	30	72	30	30	30	30	30
HOUR	18	18	18	18	8	18	18	18	18	18

	REC31	REC32	REC33	REC34	REC35	REC36	REC37	REC38	REC39	REC40
MAX+BKG	3.6	3.4	3.3	3.4	4.0	4.1	4.1	4.2	3.9	3.8
- BKG	.0	.0	.0	.0	.0	.0	.0	.0	.0	.0
MAX	3.6	3.4	3.3	3.4	4.0	4.1	4.1	4.2	3.9	3.8
WIND DIR	231	231	23	344	309	309	309	231	231	231
JULIAN	30	30	72	48	276	276	276	30	30	30
HOUR	18	18	8	19	21	21	21	18	18	18

JOB: HSS FDR Air Quality Build/No Jets

RUN: FDR DRIVE BET E 67TH-75TH STS/NO JETS

* MAXIMUM HOURLY CONCENTRATIONS WITH ANY AMBIENT BACKGROUND CONCENTRATIONS (BKG) ADDED
* (PPM)

	REC41	REC42	REC43	REC44	REC45	REC46	REC47	REC48	REC49	REC50
MAX+BKG	3.5	3.2	2.9	2.7	2.6	2.4	2.3	2.3	2.3	2.2
- BKG	.0	.0	.0	.0	.0	.0	.0	.0	.0	.0
MAX	3.5	3.2	2.9	2.7	2.6	2.4	2.3	2.3	2.3	2.2
WIND DIR	231	231	231	231	225	231	231	231	231	231
JULIAN	30	30	30	30	288	30	30	30	30	30
HOUR	18	18	18	18	7	18	18	18	18	18

	REC51	REC52	REC53	REC54	REC55	REC56	REC57	REC58	REC59	REC60
MAX+BKG	2.2	2.1	2.0	2.2	2.2	2.2	3.2	3.0	2.9	2.8
- BKG	.0	.0	.0	.0	.0	.0	.0	.0	.0	.0
MAX	2.2	2.1	2.0	2.2	2.2	2.2	3.2	3.0	2.9	2.8
WIND DIR	231	231	231	231	231	231	23	23	23	23
JULIAN	30	30	30	30	30	30	72	72	72	72
HOUR	18	18	18	18	18	18	8	8	8	8

THE HIGHEST CONCENTRATION OF 4.20 PPM OCCURRED AT RECEPTOR REC38.

JOB: HSS FDR Air Quality Build/No Jets

RUN: FDR DRIVE BET E 67TH-75TH STS/NO JETS

==========
Output Section
==========

NOTES PERTAINING TO THE REPORT

1. THE HIGHEST AVERAGE IN EACH OF THE FIRST TWO COLUMNS OF EACH TABLE BELOW ARE SUFFIXED BY AN ASTERISK (*). FOR PM OUTPUT, THERE IS ONLY ONE COLUMN AND ASTERISK FOR THE ANNUAL AVERAGE/PERIOD OF CONCERN TABLE.

2. THE NUMBERS IN PARENTHESES ARE THE JULIAN DAY AND ENDING HOUR FOR THE PRECEDING AVERAGE.

3. THE NUMBER OF CALM HOURS USED IN PRODUCING EACH AVERAGE ARE PREFIXED BY A C.

PRIMARY AVERAGES.

MAXIMUM 8-HOUR RUNNING NONOVERLAPPING AVERAGE CONCENTRATIONS
IN PARTS PER MILLION (PPM),
INCLUDING AMBIENT BACKGROUND CONCENTRATIONS.

Receptor Number	Highest Conc	Highest Ending Day Hr	Highest Calm	Second highest Conc	Second highest Ending Day Hr	Second highest Calm
1	1.56	(84,14)	C 1	1.50	(339,17)	C 2
2	1.63	(313,18)	C 2	1.61	(84,14)	C 1
3	1.90	(313,19)	C 2	1.63	(84,14)	C 1
4	1.95	(313,19)	C 2	1.67	(253,14)	C 2
5	2.00	(313,19)	C 2	1.68	(253,14)	C 2
6	2.07	(313,19)	C 2	1.67	(253,14)	C 2
7	2.07	(313,19)	C 2	1.70	(253,14)	C 2
8	2.12	(313,19)	C 2	1.72	(253,14)	C 2
9	2.13	(313,19)	C 2	1.70	(253,14)	C 2
10	2.13	(313,19)	C 2	1.75	(253,14)	C 2
11	2.17	(313,19)	C 2	1.73	(253,14)	C 2
12	2.15	(313,19)	C 2	1.72	(253,14)	C 2
13	2.20	(313,19)	C 2	1.75	(324,21)	C 0
14	2.18	(313,19)	C 2	1.78	(324,21)	C 0
15	2.18	(313,19)	C 2	1.75	(324,21)	C 0
16	2.15	(313,19)	C 2	1.74	(324,21)	C 0
17	2.17	(313,19)	C 2	1.74	(324,21)	C 0
18	2.25	(313,19)	C 2	1.75	(324,21)	C 0
19	2.18	(313,19)	C 2	1.75	(324,21)	C 0
20	2.20	(313,19)	C 2	1.75	(324,21)	C 0
21	2.18	(313,19)	C 2	1.75	(253,13)	C 2
22	2.20	(313,19)	C 2	1.79	(324,21)	C 0
23	2.20	(313,19)	C 2	1.79	(324,21)	C 0
24	2.22	(313,19)	C 2	1.80	(324,21)	C 0

JOB: HSS FDR Air Quality Build/No Jets RUN: FDR DRIVE BET E 67TH-75TH STS/NO JETS

MAXIMUM 8-HOUR RUNNING NONOVERLAPPING AVERAGE CONCENTRATIONS
IN PARTS PER MILLION (PPM),
INCLUDING AMBIENT BACKGROUND CONCENTRATIONS.

Receptor Number	Highest Conc	Highest Ending Day Hr	Highest Calm	Second highest Conc	Second highest Ending Day Hr	Second highest Calm
25	2.22	(313,19)	C 2	1.80	(324,21)	C 0
26	2.20	(313,19)	C 2	1.79	(324,21)	C 0
27	2.23	(313,19)	C 2	1.83	(324,21)	C 0
28	2.17	(313,19)	C 2	1.80	(324,21)	C 0
29	2.18	(313,19)	C 2	1.79	(324,21)	C 0
30	2.18	(313,19)	C 2	1.81	(324,21)	C 0
31	2.13	(313,19)	C 2	1.81	(324,21)	C 0
32	2.08	(313,19)	C 2	1.60	(324,21)	C 0
33	2.03	(313,19)	C 2	1.60	(338,23)	C 0
34	1.98	(313,19)	C 2	1.84	(84,14)	C 1
35	2.28	(313,19)	C 2	2.23	(357,13)	C 1
36	2.50	(313,19)	C 2	2.32	(253,14)	C 2
37	2.57*	(313,19)	C 2	2.40	(324,22)	C 0
38	2.50	(313,21)	C 1	2.42*	(324,21)	C 0
39	2.27	(313,19)	C 2	1.91	(324,21)	C 0
40	1.92	(313,19)	C 2	1.60	(324,21)	C 0
41	1.67	(313,19)	C 2	1.45	(2, 2)	C 2
42	1.48	(313,19)	C 2	1.30	(2, 2)	C 2
43	1.35	(313,19)	C 2	1.22	(2, 2)	C 2
44	1.30	(313,19)	C 2	1.20	(2, 2)	C 2
45	1.23	(313,19)	C 2	1.10	(2, 2)	C 2
46	1.25	(313,19)	C 2	1.06	(324,21)	C 0
47	1.23	(313,19)	C 2	1.07	(2, 2)	C 2
48	1.22	(313,19)	C 2	1.05	(2, 2)	C 2
49	1.20	(313,19)	C 2	1.02	(2, 2)	C 2
50	1.25	(313,19)	C 2	1.01	(324,21)	C 0
51	1.22	(313,19)	C 2	1.01	(324,21)	C 0
52	1.20	(313,19)	C 2	1.00	(324,21)	C 0
53	1.18	(313,19)	C 2	.99	(324,21)	C 0
54	1.22	(313,19)	C 2	.98	(324,21)	C 0
55	1.22	(313,19)	C 2	.95	(324,21)	C 0
56	1.18	(313,19)	C 2	.95	(324,21)	C 0
57	1.41	(84,14)	C 1	1.37	(30, 1)	C 1
58	1.32	(313,18)	C 2	1.27	(84,13)	C 1
59	1.27	(313,18)	C 2	1.16	(30, 1)	C 1
60	1.20	(313,18)	C 2	1.14	(84,14)	C 1

FIVE HIGHEST 1-HOUR END-TO-END AVERAGE CONCENTRATIONS IN PARTS PER MILLION
INCLUDING AMBIENT BACKGROUND CONCENTRATIONS.

Rcptr No.	Highest Conc	Highest Ending Day Hr	Highest Calm	Second Highest Conc	Second Highest Ending Day Hr	Second Highest Calm	Third Highest Conc	Third Highest Ending Day Hr	Third Highest Calm	Fourth Highest Conc	Fourth Highest Ending Day Hr	Fourth Highest Calm	Fifth Highest Conc	Fifth Highest Ending Day Hr	Fifth Highest Calm
1	3.40	(72, 8)	C 0	3.20	(339,17)	C 0	3.10	(84, 7)	C 0	3.10	(309, 7)	C 0	2.80	(181,22)	C 0

JOB: HSS FDR Air Quality Build/No Jets

RUN: FDR DRIVE BET E 67TH-75TH STS/NO JETS

FIVE HIGHEST 1-HOUR END-TO-END AVERAGE CONCENTRATIONS IN PARTS PER MILLION
INCLUDING AMBIENT BACKGROUND CONCENTRATIONS.

Rcptr	Highest			Second Highest			Third Highest			Fourth Highest			Fifth Highest		
No.	Conc	Ending Day Hr	Calm	Conc	Ending Day Hr	Calm	Conc	Ending Day Hr	Calm	Conc	Ending Day Hr	Calm	Conc	Ending Day Hr	Calm
2	3.30	(72, 8)	C 0	3.20	(339,17)	C 0	3.00	(84, 7)	C 0	3.00	(309, 7)	C 0	2.80	(313,14)	C 0
3	3.30	(72, 8)	C 0	3.30	(339,17)	C 0	3.10	(84, 7)	C 0	3.10	(309, 7)	C 0	2.80	(313,14)	C 0
4	3.50	(72, 8)	C 0	3.40	(339,17)	C 0	3.10	(84, 7)	C 0	3.10	(309, 7)	C 0	2.80	(181,22)	C 0
5	3.50	(339,17)	C 0	3.40	(72, 8)	C 0	3.10	(84, 7)	C 0	3.10	(309, 7)	C 0	2.80	(313,14)	C 0
6	3.40	(72, 8)	C 0	3.30	(339,17)	C 0	3.10	(84, 7)	C 0	3.10	(309, 7)	C 0	2.80	(313,14)	C 0
7	3.40	(72, 8)	C 0	3.40	(339,17)	C 0	3.00	(84, 7)	C 0	3.00	(309, 7)	C 0	2.80	(313,14)	C 0
8	3.60	(72, 8)	C 0	3.40	(339,17)	C 0	3.10	(84, 7)	C 0	3.10	(309, 7)	C 0	2.80	(30,18)	C 0
9	3.50	(72, 8)	C 0	3.30	(339,17)	C 0	3.10	(84, 7)	C 0	3.10	(309, 7)	C 0	2.90	(30,18)	C 0
10	3.50	(72, 8)	C 0	3.30	(339,17)	C 0	3.10	(84, 7)	C 0	3.10	(309, 7)	C 0	2.90	(30,18)	C 0
11	3.50	(72, 8)	C 0	3.30	(339,17)	C 0	3.10	(30,18)	C 0	3.10	(84, 7)	C 0	3.10	(309, 7)	C 0
12	3.50	(72, 8)	C 0	3.20	(339,17)	C 0	3.00	(84, 7)	C 0	3.00	(309, 7)	C 0	3.00	(30,18)	C 0
13	3.60	(72, 8)	C 0	3.20	(339,17)	C 0	3.10	(30,18)	C 0	3.00	(84, 7)	C 0	3.00	(309, 7)	C 0
14	3.50	(72, 8)	C 0	3.20	(84, 7)	C 0	3.20	(309, 7)	C 0	3.20	(30,18)	C 0	3.20	(339,17)	C 0
15	3.40	(72, 8)	C 0	3.30	(30,18)	C 0	3.20	(84, 7)	C 0	3.20	(309, 7)	C 0	3.20	(339,17)	C 0
16	3.40	(30,18)	C 0	3.30	(72, 8)	C 0	3.10	(84, 7)	C 0	3.10	(309, 7)	C 0	3.10	(339,17)	C 0
17	3.40	(30,18)	C 0	3.30	(72, 8)	C 0	3.10	(339,17)	C 0	3.00	(84, 7)	C 0	3.00	(309, 7)	C 0
18	3.30	(30,18)	C 0	3.30	(72, 8)	C 0	3.10	(84, 7)	C 0	3.10	(309, 7)	C 0	3.00	(339,17)	C 0
19	3.30	(30,18)	C 0	3.30	(72, 8)	C 0	3.20	(339,17)	C 0	2.90	(84, 7)	C 0	2.90	(309, 7)	C 0
20	3.30	(30,18)	C 0	3.30	(72, 8)	C 0	3.10	(339,17)	C 0	2.90	(84, 7)	C 0	2.90	(288, 7)	C 0
21	3.40	(30,18)	C 0	3.30	(72, 8)	C 0	3.00	(84, 7)	C 0	3.00	(309, 7)	C 0	3.00	(339,17)	C 0
22	3.40	(30,18)	C 0	3.40	(72, 8)	C 0	3.10	(339,17)	C 0	3.00	(84, 7)	C 0	3.00	(309, 7)	C 0
23	3.40	(30,18)	C 0	3.30	(72, 8)	C 0	3.00	(288, 7)	C 0	3.00	(339,17)	C 0	2.90	(84, 7)	C 0
24	3.40	(30,18)	C 0	3.30	(72, 8)	C 0	3.10	(84, 7)	C 0	3.10	(309, 7)	C 0	3.00	(288, 7)	C 0
25	3.50	(72, 8)	C 0	3.40	(30,18)	C 0	3.10	(339,17)	C 0	3.00	(84, 7)	C 0	3.00	(288, 7)	C 0
26	3.40	(30,18)	C 0	3.30	(72, 8)	C 0	3.10	(339,17)	C 0	3.00	(288, 7)	C 0	2.80	(84, 7)	C 0
27	3.40	(30,18)	C 0	3.40	(72, 8)	C 0	3.10	(84, 7)	C 0	3.10	(288, 7)	C 0	3.10	(309, 7)	C 0
28	3.40	(30,18)	C 0	3.30	(72, 8)	C 0	2.90	(84, 7)	C 0	2.90	(288, 7)	C 0	2.90	(309, 7)	C 0
29	3.40	(30,18)	C 0	3.20	(72, 8)	C 0	2.90	(288, 7)	C 0	2.80	(84, 7)	C 0	2.80	(309, 7)	C 0
30	3.40	(30,18)	C 0	3.10	(72, 8)	C 0	3.00	(288, 7)	C 0	2.90	(84, 7)	C 0	2.90	(309, 7)	C 0
31	3.60	(30,18)	C 0	3.10	(288, 7)	C 0	3.00	(72, 8)	C 0	2.80	(67,22)	C 0	2.80	(118,22)	C 0
32	3.40	(30,18)	C 0	3.20	(72, 8)	C 0	3.00	(288, 7)	C 0	2.80	(84, 7)	C 0	2.80	(309, 7)	C 0
33	3.30	(72, 8)	C 0	3.20	(30,18)	C 0	3.10	(84, 7)	C 0	3.10	(309, 7)	C 0	2.90	(313,14)	C 0
34	3.40	(48,19)	C 0	3.40	(72, 8)	C 0	3.40	(313,14)	C 0	3.30	(357, 8)	C 0	3.30	(84, 7)	C 0
35	4.00	(276,21)	C 0	3.70	(357, 8)	C 0	3.50	(48,19)	C 0	3.50	(246, 8)	C 0	3.50	(313,14)	C 0
36	4.10	(276,21)	C 0	3.60	(246, 8)	C 0	3.60	(30,18)	C 0	3.50	(357, 8)	C 0	3.40	(48,19)	C 0
37	4.10	(276,21)	C 0	3.80*	(30,18)	C 0	3.50	(246, 8)	C 0	3.40	(288, 7)	C 0	3.30	(284,20)	C 0
38	4.20*	(30,18)	C 0	3.50	(284,20)	C 0	3.50	(288, 7)	C 0	3.40	(276,20)	C 0	3.40	(276,21)	C 0
39	3.90	(30,18)	C 0	3.40	(284,20)	C 0	3.40	(288, 7)	C 0	3.20	(67,22)	C 0	3.20	(118,22)	C 0
40	3.80	(30,18)	C 0	3.40	(288, 7)	C 0	3.00	(67,22)	C 0	3.00	(118,22)	C 0	2.80	(324,18)	C 0
41	3.50	(30,18)	C 0	3.10	(288, 7)	C 0	2.90	(67,22)	C 0	2.70	(118,22)	C 0	2.60	(308,23)	C 0
42	3.20	(30,18)	C 0	2.90	(288, 7)	C 0	2.50	(67,22)	C 0	2.50	(118,22)	C 0	2.40	(308,23)	C 0

JOB: HSS FDR Air Quality Build/No Jets

RUN: FDR DRIVE BET E 67TH-75TH STS/NO JETS

FIVE HIGHEST 1-HOUR END-TO-END AVERAGE CONCENTRATIONS IN PARTS PER MILLION
INCLUDING AMBIENT BACKGROUND CONCENTRATIONS.

Rcptr	Highest			Second Highest			Third Highest			Fourth Highest			Fifth Highest		
No.	Conc	Ending Day Hr	Calm	Conc	Ending Day Hr	Calm	Conc	Ending Day Hr	Calm	Conc	Ending Day Hr	Calm	Conc	Ending Day Hr	Calm
43	2.90	(30,18)	C 0	2.70	(288, 7)	C 0	2.30	(67,22)	C 0	2.30	(118,22)	C 0	2.10	(1, 7)	C 0
44	2.70	(30,18)	C 0	2.50	(288, 7)	C 0	2.10	(67,22)	C 0	2.10	(118,22)	C 0	2.00	(201,18)	C 0
45	2.60	(288, 7)	C 0	2.50	(30,18)	C 0	2.20	(67,22)	C 0	2.10	(118,22)	C 0	1.90	(274,23)	C 0
46	2.40	(30,18)	C 0	2.20	(288, 7)	C 0	1.90	(118,22)	C 0	1.90	(67,22)	C 0	1.80	(1, 7)	C 0
47	2.30	(30,18)	C 0	2.10	(288, 7)	C 0	1.90	(118,22)	C 0	1.90	(72, 8)	C 0	1.80	(67,22)	C 0
48	2.30	(30,18)	C 0	2.10	(288, 7)	C 0	1.80	(67,22)	C 0	1.80	(118,22)	C 0	1.80	(72, 8)	C 0
49	2.30	(30,18)	C 0	2.00	(288, 7)	C 0	1.80	(67,22)	C 0	1.80	(118,22)	C 0	1.80	(72, 8)	C 0
50	2.20	(30,18)	C 0	2.10	(288, 7)	C 0	1.90	(67,22)	C 0	1.90	(118,22)	C 0	1.90	(72, 8)	C 0
51	2.20	(30,18)	C 0	1.90	(288, 7)	C 0	1.80	(72, 8)	C 0	1.70	(67,22)	C 0	1.70	(118,22)	C 0
52	2.10	(30,18)	C 0	1.90	(288, 7)	C 0	1.80	(67,22)	C 0	1.80	(72, 8)	C 0	1.70	(118,22)	C 0
53	2.00	(30,18)	C 0	2.00	(288, 7)	C 0	1.80	(118,22)	C 0	1.70	(72, 8)	C 0	1.60	(67,22)	C 0
54	2.20	(30,18)	C 0	1.90	(288, 7)	C 0	1.80	(201,18)	C 0	1.70	(72, 8)	C 0	1.70	(84, 7)	C 0
55	2.20	(30,18)	C 0	1.80	(201,18)	C 0	1.80	(288, 7)	C 0	1.60	(67,22)	C 0	1.60	(118,22)	C 0
56	2.20	(30,18)	C 0	1.80	(288, 7)	C 0	1.70	(201,18)	C 0	1.60	(67,22)	C 0	1.60	(118,22)	C 0
57	3.20	(72, 8)	C 0	3.00	(84, 7)	C 0	3.00	(309, 7)	C 0	2.90	(339,17)	C 0	2.70	(308,16)	C 0
58	3.00	(72, 8)	C 0	2.90	(339,17)	C 0	2.70	(84, 7)	C 0	2.70	(309, 7)	C 0	2.60	(308,16)	C 0
59	2.90	(72, 8)	C 0	2.70	(339,17)	C 0	2.60	(84, 7)	C 0	2.60	(309, 7)	C 0	2.30	(181,22)	C 0
60	2.80	(72, 8)	C 0	2.60	(339,17)	C 0	2.50	(84, 7)	C 0	2.50	(309, 7)	C 0	2.20	(308,16)	C 0

MAXIMUM 8-HOUR AVERAGED LINK CONTRIBUTIONS
IN PARTS PER MILLION (PPM)
INCLUDING AMBIENT BACKGROUND CONCENTRATIONS.

Rcptr No.	Total Conc	Ending Day Hr	Ambient Backgnd	Total Link	Link +1	Link +2	Link +3	Link +4	Link +5	Link +6	Link +7	Link +8	Link +9	Link +10
1	1.56	(84,14)	.00	1.56	.07	.90	.00	.00	.00	.00	.00	.00	.00	.00
			Links	10+	.50	.06	.00	.00	.00	.03	.00	.00	.00	.00
2	1.63	(313,18)	.00	1.63	.20	.88	.00	.00	.00	.00	.00	.00	.00	.00
			Links	10+	.33	.20	.00	.00	.00	.02	.00	.00	.00	.00
3	1.90	(313,19)	.00	1.90	.15	1.15	.00	.00	.00	.00	.00	.00	.00	.00
			Links	10+	.37	.22	.00	.00	.00	.02	.00	.00	.00	.00
4	1.95	(313,19)	.00	1.95	.07	1.25	.00	.00	.00	.00	.00	.00	.00	.00
			Links	10+	.47	.15	.00	.00	.00	.02	.00	.00	.00	.00
5	2.00	(313,19)	.00	2.00	.03	1.30	.00	.00	.00	.00	.00	.00	.00	.00
			Links	10+	.55	.10	.00	.00	.00	.02	.00	.00	.00	.00
6	2.07	(313,19)	.00	2.07	.03	1.33	.00	.00	.00	.00	.00	.00	.00	.00
			Links	10+	.62	.07	.00	.00	.00	.02	.00	.00	.00	.00
7	2.07	(313,19)	.00	2.07	.02	1.33	.00	.00	.00	.00	.00	.00	.00	.00
			Links	10+	.65	.05	.00	.00	.00	.02	.00	.00	.00	.00

JOB: HSS FDR Air Quality Build/No Jets

RUN: FDR DRIVE BET E 67TH-75TH STS/NO JETS

LINK CONTRIBUTION TABLES

MAXIMUM 8-HOUR AVERAGED LINK CONTRIBUTIONS
IN PARTS PER MILLION (PPM)
INCLUDING AMBIENT BACKGROUND CONCENTRATIONS.

Rcptr No.	Total Conc	Ending Day Hr	Ambient Backgnd	Total Link	Link +1	Link +2	Link +3	Link +4	Link +5	Link +6	Link +7	Link +8	Link +9	Link +10
8	2.12	(313,19)	.00	2.12	.00	1.37	.00	.00	.00	.00	.00	.00	.00	.00
				Links 10+	.68	.03	.00	.00	.00	.03	.00	.00	.00	.00
9	2.13	(313,19)	.00	2.13	.00	1.37	.00	.00	.00	.00	.00	.00	.00	.00
				Links 10+	.70	.03	.00	.00	.00	.03	.00	.00	.00	.00
10	2.13	(313,19)	.00	2.13	.00	1.37	.00	.00	.00	.00	.00	.00	.00	.00
				Links 10+	.70	.02	.00	.00	.00	.05	.00	.00	.00	.00
11	2.17	(313,19)	.00	2.17	.00	1.37	.00	.00	.00	.00	.00	.00	.00	.00
				Links 10+	.72	.02	.00	.00	.00	.07	.00	.00	.00	.00
12	2.15	(313,19)	.00	2.15	.00	1.37	.00	.00	.00	.00	.00	.00	.00	.00
				Links 10+	.72	.00	.00	.00	.00	.07	.00	.00	.00	.00
13	2.20	(313,19)	.00	2.20	.00	1.40	.00	.00	.00	.00	.00	.00	.00	.00
				Links 10+	.72	.00	.00	.00	.00	.08	.00	.00	.00	.00
14	2.18	(313,19)	.00	2.18	.00	1.38	.00	.00	.00	.00	.00	.00	.00	.00
				Links 10+	.72	.00	.00	.00	.00	.08	.00	.00	.00	.00
15	2.18	(313,19)	.00	2.18	.00	1.37	.00	.00	.00	.00	.00	.00	.00	.00
				Links 10+	.73	.00	.00	.00	.00	.08	.00	.00	.00	.00
16	2.15	(313,19)	.00	2.15	.00	1.33	.00	.00	.00	.00	.00	.00	.00	.00
				Links 10+	.73	.00	.00	.00	.00	.08	.00	.00	.00	.00
17	2.17	(313,19)	.00	2.17	.00	1.35	.00	.00	.00	.00	.00	.00	.00	.00
				Links 10+	.73	.00	.00	.00	.00	.08	.00	.00	.00	.00
18	2.25	(313,19)	.00	2.25	.00	1.42	.00	.00	.00	.00	.00	.00	.00	.00
				Links 10+	.75	.00	.00	.00	.00	.08	.00	.00	.00	.00
19	2.18	(313,19)	.00	2.18	.00	1.37	.00	.00	.00	.00	.00	.00	.00	.00
				Links 10+	.73	.00	.00	.00	.00	.08	.00	.00	.00	.00
20	2.20	(313,19)	.00	2.20	.00	1.37	.00	.00	.00	.00	.00	.00	.02	.00
				Links 10+	.73	.00	.00	.00	.00	.08	.00	.00	.00	.00
21	2.18	(313,19)	.00	2.18	.00	1.35	.00	.00	.00	.00	.00	.00	.02	.00
				Links 10+	.73	.00	.00	.00	.00	.08	.00	.00	.00	.00
22	2.20	(313,19)	.00	2.20	.00	1.38	.00	.00	.00	.00	.00	.00	.02	.00
				Links 10+	.72	.00	.00	.00	.00	.08	.00	.00	.00	.00
23	2.20	(313,19)	.00	2.20	.00	1.37	.00	.02	.00	.00	.00	.00	.02	.00
				Links 10+	.72	.00	.00	.00	.00	.08	.00	.00	.00	.00
24	2.22	(313,19)	.00	2.22	.00	1.38	.00	.02	.00	.00	.00	.00	.03	.00
				Links 10+	.70	.00	.00	.00	.00	.08	.00	.00	.00	.00
25	2.22	(313,19)	.00	2.22	.00	1.35	.00	.03	.00	.00	.00	.00	.03	.02
				Links 10+	.70	.00	.00	.00	.00	.08	.00	.00	.00	.00
26	2.20	(313,19)	.00	2.20	.00	1.33	.00	.03	.00	.00	.00	.02	.05	.02
				Links 10+	.68	.00	.00	.00	.00	.07	.00	.00	.00	.00

LINK CONTRIBUTION TABLES

MAXIMUM 8-HOUR AVERAGED LINK CONTRIBUTIONS
IN PARTS PER MILLION (PPM)
INCLUDING AMBIENT BACKGROUND CONCENTRATIONS.

Rcptr No.	Total Conc	Ending Day Hr	Ambient Backgnd	Total Link	Link +1	Link +2	Link +3	Link +4	Link +5	Link +6	Link +7	Link +8	Link +9	Link +10
27	2.23	(313,19)	.00	2.23	.00	1.35	.02	.03	.00	.00	.00	.02	.05	.02
				Links 10+	.68	.00	.00	.00	.00	.07	.00	.00	.00	.00
28	2.17	(313,19)	.00	2.17	.00	1.32	.02	.05	.00	.00	.00	.02	.05	.02
				Links 10+	.63	.00	.00	.00	.00	.07	.00	.00	.00	.00
29	2.18	(313,19)	.00	2.18	.00	1.27	.03	.05	.00	.00	.00	.02	.07	.05
				Links 10+	.62	.00	.00	.02	.00	.07	.00	.00	.00	.00
30	2.18	(313,19)	.00	2.18	.00	1.22	.05	.08	.02	.00	.00	.02	.10	.05
				Links 10+	.57	.00	.00	.02	.00	.07	.00	.00	.00	.00
31	2.13	(313,19)	.00	2.13	.00	1.10	.10	.10	.03	.00	.00	.03	.12	.05
				Links 10+	.52	.00	.00	.02	.00	.07	.00	.00	.00	.00
32	2.08	(313,19)	.00	2.08	.00	.83	.22	.17	.03	.00	.00	.03	.17	.05
				Links 10+	.50	.00	.00	.02	.00	.07	.00	.00	.00	.00
33	2.03	(313,19)	.00	2.03	.00	.45	.38	.28	.03	.00	.00	.05	.22	.05
				Links 10+	.48	.00	.00	.02	.00	.07	.00	.00	.00	.00
34	1.98	(313,19)	.00	1.98	.00	.23	.42	.52	.03	.00	.00	.05	.23	.07
				Links 10+	.37	.00	.00	.02	.00	.05	.00	.00	.00	.00
35	2.28	(313,19)	.00	2.28	.00	.17	.27	1.05	.05	.00	.00	.07	.23	.12
				Links 10+	.28	.00	.00	.02	.00	.03	.00	.00	.00	.00
36	2.50	(313,19)	.00	2.50	.00	.08	.12	1.53	.08	.00	.00	.07	.28	.13
				Links 10+	.17	.00	.02	.00	.00	.02	.00	.00	.00	.00
37	2.57	(313,19)	.00	2.57	.00	.05	.05	1.63	.10	.00	.00	.10	.37	.10
				Links 10+	.13	.00	.02	.02	.00	.00	.00	.00	.00	.00
38	2.50	(313,21)	.00	2.50	.00	.03	.03	1.50	.13	.00	.00	.10	.50	.07
				Links 10+	.10	.00	.01	.03	.00	.00	.00	.00	.00	.00
39	2.27	(313,19)	.00	2.27	.00	.03	.02	1.02	.33	.00	.00	.13	.55	.05
				Links 10+	.07	.00	.02	.05	.00	.00	.00	.00	.00	.00
40	1.92	(313,19)	.00	1.92	.00	.02	.00	.50	.55	.00	.00	.15	.52	.03
				Links 10+	.07	.00	.02	.07	.00	.00	.00	.00	.00	.00
41	1.67	(313,19)	.00	1.67	.00	.02	.00	.27	.63	.00	.02	.20	.40	.02
				Links 10+	.03	.00	.02	.07	.00	.00	.00	.00	.00	.00
42	1.48	(313,19)	.00	1.48	.00	.02	.00	.15	.67	.00	.02	.25	.27	.00
				Links 10+	.03	.00	.02	.07	.00	.00	.00	.00	.00	.00
43	1.35	(313,19)	.00	1.35	.00	.00	.00	.08	.67	.00	.02	.28	.20	.00
				Links 10+	.03	.00	.02	.05	.00	.00	.00	.00	.00	.00
44	1.30	(313,19)	.00	1.30	.00	.00	.00	.05	.68	.00	.02	.32	.15	.00
				Links 10+	.02	.00	.02	.05	.00	.00	.00	.00	.00	.00
45	1.23	(313,19)	.00	1.23	.00	.00	.00	.03	.68	.00	.02	.33	.08	.00
				Links 10+	.02	.00	.03	.03	.00	.00	.00	.00	.00	.00

JOB: HSS FDR Air Quality Build/No Jets

RUN: FDR DRIVE BET E 67TH-75TH STS/NO JETS

LINK CONTRIBUTION TABLES

MAXIMUM 8-HOUR AVERAGED LINK CONTRIBUTIONS
IN PARTS PER MILLION (PPM)
INCLUDING AMBIENT BACKGROUND CONCENTRATIONS.

Rcptr No.	Total Conc	Ending Day Hr	Ambient Backgnd	Total Link	Link +1	Link +2	Link +3	Link +4	Link +5	Link +6	Link +7	Link +8	Link +9	Link +10
46	1.25	(313,19)	.00	1.25	.00	.00	.00	.02	.68	.02	.03	.35	.07	.00
			Links	10+	.02	.00	.05	.02	.00	.00	.00	.00	.00	.00
47	1.23	(313,19)	.00	1.23	.00	.00	.00	.02	.68	.02	.03	.35	.05	.00
			Links	10+	.02	.00	.07	.00	.00	.00	.00	.00	.00	.00
48	1.22	(313,19)	.00	1.22	.00	.00	.00	.02	.68	.03	.03	.35	.03	.00
			Links	10+	.00	.00	.07	.00	.00	.00	.00	.00	.00	.00
49	1.20	(313,19)	.00	1.20	.00	.00	.00	.00	.67	.03	.05	.35	.03	.00
			Links	10+	.00	.00	.07	.00	.00	.00	.00	.00	.00	.00
50	1.25	(313,19)	.00	1.25	.00	.00	.00	.00	.72	.03	.05	.37	.02	.00
			Links	10+	.00	.00	.07	.00	.00	.00	.00	.00	.00	.00
51	1.22	(313,19)	.00	1.22	.00	.00	.00	.00	.70	.03	.05	.35	.02	.00
			Links	10+	.00	.00	.07	.00	.00	.00	.00	.00	.00	.00
52	1.20	(313,19)	.00	1.20	.00	.00	.00	.00	.67	.05	.07	.35	.00	.00
			Links	10+	.00	.00	.07	.00	.00	.00	.00	.00	.00	.00
53	1.18	(313,19)	.00	1.18	.00	.00	.00	.00	.67	.05	.08	.32	.00	.00
			Links	10+	.00	.00	.07	.00	.00	.00	.00	.00	.00	.00
54	1.22	(313,19)	.00	1.22	.00	.00	.00	.00	.65	.08	.12	.30	.00	.00
			Links	10+	.00	.00	.07	.00	.00	.00	.00	.00	.00	.00
55	1.22	(313,19)	.00	1.22	.00	.00	.00	.00	.60	.13	.13	.28	.00	.00
			Links	10+	.00	.00	.07	.00	.00	.00	.00	.00	.00	.00
56	1.18	(313,19)	.00	1.18	.00	.00	.00	.00	.50	.20	.15	.27	.00	.00
			Links	10+	.00	.00	.07	.00	.00	.00	.00	.00	.00	.00
57	1.41	(84,14)	.00	1.41	.24	.60	.00	.00	.00	.00	.00	.00	.00	.00
			Links	10+	.46	.09	.00	.00	.00	.03	.00	.00	.00	.00
58	1.32	(313,18)	.00	1.32	.57	.23	.00	.00	.00	.00	.00	.00	.00	.00
			Links	10+	.25	.25	.00	.00	.00	.02	.00	.00	.00	.00
59	1.27	(313,18)	.00	1.27	.58	.17	.00	.00	.00	.00	.00	.00	.00	.00
			Links	10+	.20	.30	.00	.00	.00	.02	.00	.00	.00	.00
60	1.20	(313,18)	.00	1.20	.60	.12	.00	.00	.00	.00	.00	.00	.00	.00
			Links	10+	.17	.30	.00	.00	.00	.02	.00	.00	.00	.00

JOB: HSS FDR Air Quality Build/No Jets

RUN: FDR DRIVE BET E 67TH-75TH STS/NO JETS

LINK CONTRIBUTION TABLES

SECOND HIGHEST 8-HOUR AVERAGED LINK CONTRIBUTIONS
IN PARTS PER MILLION (PPM)
INCLUDING AMBIENT BACKGROUND CONCENTRATIONS.

Rcptr No.	Total Conc	Ending Day Hr	Ambient Backgnd	Total Link	Link +1	Link +2	Link +3	Link +4	Link +5	Link +6	Link +7	Link +8	Link +9	Link +10
1	1.50	(339,17)	.00	1.50	.07	.87	.00	.00	.00	.00	.00	.00	.02	.00
			Links 10+		.47	.05	.00	.00	.00	.03	.00	.00	.00	.00
2	1.61	(84,14)	.00	1.61	.01	1.00	.00	.00	.00	.00	.00	.00	.00	.00
			Links 10+		.54	.01	.00	.00	.00	.04	.00	.00	.00	.00
3	1.63	(84,14)	.00	1.63	.00	1.03	.00	.00	.00	.00	.00	.00	.00	.00
			Links 10+		.56	.00	.00	.00	.00	.04	.00	.00	.00	.00
4	1.67	(253,14)	.00	1.67	.05	.98	.00	.00	.00	.00	.00	.00	.00	.00
			Links 10+		.52	.07	.00	.00	.00	.05	.00	.00	.00	.00
5	1.68	(253,14)	.00	1.68	.03	1.02	.00	.00	.00	.00	.00	.00	.00	.00
			Links 10+		.53	.05	.00	.00	.00	.05	.00	.00	.00	.00
6	1.67	(253,14)	.00	1.67	.03	1.02	.00	.00	.00	.00	.00	.00	.00	.00
			Links 10+		.53	.03	.00	.00	.00	.05	.00	.00	.00	.00
7	1.70	(253,14)	.00	1.70	.03	1.03	.00	.00	.00	.00	.00	.00	.00	.00
			Links 10+		.55	.03	.00	.00	.00	.05	.00	.00	.00	.00
8	1.72	(253,14)	.00	1.72	.03	1.05	.00	.00	.00	.00	.00	.00	.00	.00
			Links 10+		.55	.03	.00	.00	.00	.05	.00	.00	.00	.00
9	1.70	(253,14)	.00	1.70	.02	1.05	.00	.00	.00	.00	.00	.00	.00	.00
			Links 10+		.55	.03	.00	.00	.00	.05	.00	.00	.00	.00
10	1.75	(253,14)	.00	1.75	.02	1.07	.00	.00	.00	.00	.00	.00	.00	.00
			Links 10+		.58	.03	.00	.00	.00	.05	.00	.00	.00	.00
11	1.73	(253,14)	.00	1.73	.02	1.07	.00	.00	.00	.00	.00	.00	.00	.00
			Links 10+		.58	.02	.00	.00	.00	.05	.00	.00	.00	.00
12	1.72	(253,14)	.00	1.72	.00	1.07	.00	.00	.00	.00	.00	.00	.00	.00
			Links 10+		.58	.02	.00	.00	.00	.05	.00	.00	.00	.00
13	1.75	(324,21)	.00	1.75	.01	1.13	.00	.00	.00	.00	.00	.00	.00	.00
			Links 10+		.55	.04	.00	.00	.00	.03	.00	.00	.00	.00
14	1.78	(324,21)	.00	1.78	.01	1.13	.00	.00	.00	.00	.00	.00	.00	.00
			Links 10+		.58	.04	.00	.00	.00	.03	.00	.00	.00	.00
15	1.75	(324,21)	.00	1.75	.00	1.11	.00	.00	.00	.00	.00	.00	.00	.00
			Links 10+		.58	.03	.00	.00	.00	.04	.00	.00	.00	.00
16	1.74	(324,21)	.00	1.74	.00	1.11	.00	.00	.00	.00	.00	.00	.00	.00
			Links 10+		.58	.01	.00	.00	.00	.04	.00	.00	.00	.00
17	1.74	(324,21)	.00	1.74	.00	1.11	.00	.00	.00	.00	.00	.00	.00	.00
			Links 10+		.58	.01	.00	.00	.00	.04	.00	.00	.00	.00
18	1.75	(324,21)	.00	1.75	.00	1.13	.00	.00	.00	.00	.00	.00	.00	.00
			Links 10+		.59	.00	.00	.00	.00	.04	.00	.00	.00	.00
19	1.75	(324,21)	.00	1.75	.00	1.13	.00	.00	.00	.00	.00	.00	.00	.00
			Links 10+		.59	.00	.00	.00	.00	.04	.00	.00	.00	.00

JOB: HSS FDR Air Quality Build/No Jets

RUN: FDR DRIVE BET E 67TH-75TH STS/NO JETS

LINK CONTRIBUTION TABLES

SECOND HIGHEST 8-HOUR AVERAGED LINK CONTRIBUTIONS
IN PARTS PER MILLION (PPM)
INCLUDING AMBIENT BACKGROUND CONCENTRATIONS.

Rcptr No.	Total Conc	Ending Day Hr	Ambient Backgnd	Total Link	Link +1	Link +2	Link +3	Link +4	Link +5	Link +6	Link +7	Link +8	Link +9	Link +10
20	1.75	(324,21)	.00	1.75	.00	1.13	.00	.00	.00	.00	.00	.00	.00	.00
			Links	10+	.59	.00	.00	.00	.00	.04	.00	.00	.00	.00
21	1.75	(253,13)	.00	1.75	.00	1.10	.00	.00	.00	.00	.00	.00	.00	.00
			Links	10+	.58	.00	.00	.00	.00	.07	.00	.00	.00	.00
22	1.79	(324,21)	.00	1.79	.00	1.14	.00	.00	.00	.00	.00	.00	.00	.00
			Links	10+	.60	.00	.00	.00	.00	.05	.00	.00	.00	.00
23	1.79	(324,21)	.00	1.79	.00	1.14	.00	.00	.00	.00	.00	.00	.00	.00
			Links	10+	.60	.00	.00	.00	.00	.05	.00	.00	.00	.00
24	1.80	(324,21)	.00	1.80	.00	1.14	.00	.00	.00	.00	.00	.00	.00	.00
			Links	10+	.61	.00	.00	.00	.00	.05	.00	.00	.00	.00
25	1.80	(324,21)	.00	1.80	.00	1.14	.00	.00	.00	.00	.00	.00	.00	.00
			Links	10+	.61	.00	.00	.00	.00	.05	.00	.00	.00	.00
26	1.79	(324,21)	.00	1.79	.00	1.13	.00	.00	.00	.00	.00	.00	.00	.00
			Links	10+	.61	.00	.00	.00	.00	.05	.00	.00	.00	.00
27	1.83	(324,21)	.00	1.83	.00	1.16	.00	.00	.00	.00	.00	.00	.00	.00
			Links	10+	.61	.00	.00	.00	.00	.05	.00	.00	.00	.00
28	1.80	(324,21)	.00	1.80	.00	1.14	.00	.00	.00	.00	.00	.00	.00	.00
			Links	10+	.61	.00	.00	.00	.00	.05	.00	.00	.00	.00
29	1.79	(324,21)	.00	1.79	.00	1.13	.00	.00	.00	.00	.00	.00	.00	.00
			Links	10+	.61	.00	.00	.00	.00	.05	.00	.00	.00	.00
30	1.81	(324,21)	.00	1.81	.00	1.16	.00	.00	.00	.00	.00	.00	.00	.00
			Links	10+	.60	.00	.00	.00	.00	.05	.00	.00	.00	.00
31	1.81	(324,21)	.00	1.81	.00	1.16	.00	.00	.00	.00	.00	.00	.00	.01
			Links	10+	.59	.00	.00	.00	.00	.05	.00	.00	.00	.00
32	1.60	(324,21)	.00	1.60	.00	.85	.15	.00	.00	.00	.00	.00	.00	.04
			Links	10+	.51	.00	.00	.00	.00	.05	.00	.00	.00	.00
33	1.60	(338,23)	.00	1.60	.00	.00	.19	.78	.08	.01	.03	.09	.40	.00
			Links	10+	.00	.00	.00	.04	.00	.00	.00	.00	.00	.00
34	1.84	(84,14)	.00	1.84	.00	.00	.09	1.01	.11	.01	.01	.13	.36	.04
			Links	10+	.01	.00	.01	.04	.00	.00	.00	.00	.00	.00
35	2.23	(357,13)	.00	2.23	.00	.00	.01	1.33	.00	.00	.00	.01	.73	.04
			Links	10+	.00	.00	.00	.10	.00	.00	.00	.00	.00	.00
36	2.32	(253,14)	.00	2.32	.00	.10	.03	1.33	.02	.00	.00	.08	.53	.03
			Links	10+	.12	.00	.00	.07	.00	.00	.00	.00	.00	.00
37	2.40	(324,22)	.00	2.40	.00	.13	.08	1.41	.00	.00	.00	.00	.50	.06
			Links	10+	.16	.00	.00	.05	.00	.01	.00	.00	.00	.00
38	2.42	(324,21)	.00	2.43	.00	.11	.04	1.44	.01	.00	.00	.01	.54	.05
			Links	10+	.15	.00	.00	.06	.00	.01	.00	.00	.00	.00

JOB: HSS FDR Air Quality Build/No Jets

RUN: FDR DRIVE BET E 67TH-75TH STS/NO JETS

LINK CONTRIBUTION TABLES

SECOND HIGHEST 8-HOUR AVERAGED LINK CONTRIBUTIONS
IN PARTS PER MILLION (PPM)
INCLUDING AMBIENT BACKGROUND CONCENTRATIONS.

Rcptr No.	Total Conc	Ending Day Hr	Ambient Backgnd	Total Link	Link +1	Link +2	Link +3	Link +4	Link +5	Link +6	Link +7	Link +8	Link +9	Link +10
39	1.91	(324,21)	.00	1.91	.00	.09	.04	.83	.24	.00	.00	.08	.44	.04
				Links 10+	.13	.00	.00	.05	.00	.00	.00	.00	.00	.00
40	1.60	(324,21)	.00	1.60	.00	.09	.04	.45	.38	.00	.00	.11	.35	.04
				Links 10+	.10	.00	.00	.05	.00	.00	.00	.00	.00	.00
41	1.45	(2, 2)	.00	1.45	.00	.20	.02	.52	.25	.00	.00	.00	.23	.02
				Links 10+	.20	.00	.00	.02	.00	.00	.00	.00	.00	.00
42	1.30	(2, 2)	.00	1.30	.00	.17	.00	.35	.32	.00	.00	.02	.25	.00
				Links 10+	.18	.00	.00	.02	.00	.00	.00	.00	.00	.00
43	1.22	(2, 2)	.00	1.22	.00	.15	.00	.28	.35	.00	.00	.03	.23	.00
				Links 10+	.15	.00	.00	.02	.00	.00	.00	.00	.00	.00
44	1.20	(2, 2)	.00	1.20	.00	.13	.00	.22	.40	.00	.00	.08	.20	.00
				Links 10+	.15	.00	.00	.02	.00	.00	.00	.00	.00	.00
45	1.10	(2, 2)	.00	1.10	.00	.13	.00	.18	.42	.00	.00	.08	.15	.00
				Links 10+	.12	.00	.00	.02	.00	.00	.00	.00	.00	.00
46	1.06	(324,21)	.00	1.06	.00	.04	.00	.06	.55	.00	.00	.26	.08	.00
				Links 10+	.05	.00	.01	.01	.00	.00	.00	.00	.00	.00
47	1.07	(2, 2)	.00	1.07	.00	.13	.00	.12	.45	.00	.00	.12	.13	.00
				Links 10+	.12	.00	.00	.00	.00	.00	.00	.00	.00	.00
48	1.05	(2, 2)	.00	1.05	.00	.12	.00	.12	.47	.00	.00	.12	.12	.00
				Links 10+	.12	.00	.00	.00	.00	.00	.00	.00	.00	.00
49	1.02	(2, 2)	.00	1.02	.00	.10	.00	.10	.47	.00	.00	.13	.10	.00
				Links 10+	.12	.00	.00	.00	.00	.00	.00	.00	.00	.00
50	1.01	(324,21)	.00	1.01	.00	.03	.00	.04	.56	.00	.00	.29	.04	.00
				Links 10+	.04	.00	.03	.00	.00	.00	.00	.00	.00	.00
51	1.01	(324,21)	.00	1.01	.00	.03	.00	.04	.56	.00	.00	.29	.04	.00
				Links 10+	.04	.00	.03	.00	.00	.00	.00	.00	.00	.00
52	1.00	(324,21)	.00	1.00	.00	.03	.00	.03	.56	.00	.00	.29	.04	.00
				Links 10+	.04	.00	.03	.00	.00	.00	.00	.00	.00	.00
53	.99	(324,21)	.00	.99	.00	.03	.00	.01	.56	.00	.00	.29	.04	.00
				Links 10+	.04	.00	.03	.00	.00	.00	.00	.00	.00	.00
54	.98	(324,21)	.00	.97	.00	.01	.00	.01	.56	.00	.00	.30	.04	.00
				Links 10+	.03	.00	.03	.00	.00	.00	.00	.00	.00	.00
55	.95	(324,21)	.00	.95	.00	.01	.00	.01	.56	.00	.00	.30	.03	.00
				Links 10+	.03	.00	.01	.00	.00	.00	.00	.00	.00	.00
56	.95	(324,21)	.00	.95	.00	.01	.00	.01	.50	.05	.04	.28	.03	.00
				Links 10+	.03	.00	.01	.00	.00	.00	.00	.00	.00	.00
57	1.37	(30, 1)	.00	1.37	.10	.80	.00	.00	.00	.00	.00	.00	.00	.00
				Links 10+	.43	.00	.00	.00	.00	.04	.00	.00	.00	.00

LINK CONTRIBUTION TABLES

SECOND HIGHEST 8-HOUR AVERAGED LINK CONTRIBUTIONS
IN PARTS PER MILLION (PPM)
INCLUDING AMBIENT BACKGROUND CONCENTRATIONS.

Rcptr No.	Total Conc	Ending Day Hr	Ambient Backgnd	Total Link	Link +1	Link +2	Link +3	Link +4	Link +5	Link +6	Link +7	Link +8	Link +9	Link +10
58	1.27	(84,13)	.00	1.27	.31	.41	.00	.00	.00	.00	.00	.00	.00	.00
			Links	10+	.43	.09	.00	.00	.00	.03	.00	.00	.00	.00
59	1.16	(30, 1)	.00	1.16	.31	.44	.00	.00	.00	.00	.00	.00	.00	.00
			Links	10+	.36	.03	.00	.00	.00	.01	.00	.00	.00	.00
60	1.14	(84,14)	.00	1.14	.43	.21	.00	.00	.00	.00	.00	.00	.00	.00
			Links	10+	.29	.20	.00	.00	.00	.01	.00	.00	.00	.00

MAXIMUM 1-HOUR AVERAGED LINK CONTRIBUTIONS
IN PARTS PER MILLION (PPM)
INCLUDING AMBIENT BACKGROUND CONCENTRATIONS.

Rcptr No.	Total Conc	Ending Day Hr	Ambient Backgnd	Total Link	Link +1	Link +2	Link +3	Link +4	Link +5	Link +6	Link +7	Link +8	Link +9	Link +10
1	3.40	(72, 8)	.00	3.40	.00	2.30	.00	.00	.00	.00	.00	.00	.00	.00
			Links	10+	1.00	.00	.00	.00	.00	.10	.00	.00	.00	.00
2	3.30	(72, 8)	.00	3.30	.00	2.20	.00	.00	.00	.00	.00	.00	.00	.00
			Links	10+	1.00	.00	.00	.00	.00	.10	.00	.00	.00	.00
3	3.30	(72, 8)	.00	3.30	.00	2.20	.00	.00	.00	.00	.00	.00	.00	.00
			Links	10+	1.00	.00	.00	.00	.00	.10	.00	.00	.00	.00
4	3.50	(72, 8)	.00	3.50	.00	2.30	.00	.00	.00	.00	.00	.00	.10	.00
			Links	10+	1.00	.00	.00	.00	.00	.10	.00	.00	.00	.00
5	3.50	(339,17)	.00	3.50	.00	2.20	.00	.10	.10	.00	.00	.10	.10	.00
			Links	10+	.80	.00	.00	.00	.00	.10	.00	.00	.00	.00
6	3.40	(72, 8)	.00	3.40	.00	2.20	.00	.00	.00	.00	.00	.00	.10	.00
			Links	10+	1.00	.00	.00	.00	.00	.10	.00	.00	.00	.00
7	3.40	(72, 8)	.00	3.40	.00	2.20	.00	.00	.00	.00	.00	.00	.10	.00
			Links	10+	1.00	.00	.00	.00	.00	.10	.00	.00	.00	.00
8	3.60	(72, 8)	.00	3.60	.00	2.20	.00	.10	.00	.00	.00	.10	.10	.00
			Links	10+	1.00	.00	.00	.00	.00	.10	.00	.00	.00	.00
9	3.50	(72, 8)	.00	3.50	.00	2.20	.00	.10	.00	.00	.00	.10	.10	.00
			Links	10+	.90	.00	.00	.00	.00	.10	.00	.00	.00	.00
10	3.50	(72, 8)	.00	3.50	.00	2.20	.00	.10	.00	.00	.00	.10	.10	.00
			Links	10+	.90	.00	.00	.00	.00	.10	.00	.00	.00	.00
11	3.50	(72, 8)	.00	3.50	.00	2.20	.00	.10	.00	.00	.00	.10	.10	.00
			Links	10+	.90	.00	.00	.00	.00	.10	.00	.00	.00	.00
12	3.50	(72, 8)	.00	3.50	.00	2.10	.00	.10	.10	.00	.00	.10	.10	.00
			Links	10+	.90	.00	.00	.00	.00	.10	.00	.00	.00	.00

JOB: HSS FDR Air Quality Build/No Jets

RUN: FDR DRIVE BET E 67TH-75TH STS/NO JETS

LINK CONTRIBUTION TABLES

MAXIMUM 1-HOUR AVERAGED LINK CONTRIBUTIONS
IN PARTS PER MILLION (PPM)
INCLUDING AMBIENT BACKGROUND CONCENTRATIONS.

Rcptr No.	Total Conc	Ending Day Hr	Ambient Backgnd	Total Link	Link +1	Link +2	Link +3	Link +4	Link +5	Link +6	Link +7	Link +8	Link +9	Link +10
13	3.60	(72, 8)	.00	3.60	.00	2.20	.00	.10	.10	.00	.00	.10	.10	.00
				Links 10+	.90	.00	.00	.00	.00	.10	.00	.00	.00	.00
14	3.50	(72, 8)	.00	3.50	.00	2.10	.00	.10	.10	.00	.10	.10	.10	.00
				Links 10+	.80	.00	.00	.00	.00	.10	.00	.00	.00	.00
15	3.40	(72, 8)	.00	3.40	.00	2.10	.00	.10	.10	.00	.10	.10	.10	.00
				Links 10+	.80	.00	.00	.00	.00	.00	.00	.00	.00	.00
16	3.40	(30,18)	.00	3.40	.10	2.20	.00	.00	.00	.00	.00	.00	.00	.00
				Links 10+	.90	.10	.00	.00	.00	.10	.00	.00	.00	.00
17	3.40	(30,18)	.00	3.40	.10	2.20	.00	.00	.00	.00	.00	.00	.00	.00
				Links 10+	.90	.10	.00	.00	.00	.10	.00	.00	.00	.00
18	3.30	(30,18)	.00	3.30	.00	2.20	.00	.00	.00	.00	.00	.00	.00	.00
				Links 10+	.90	.10	.00	.00	.00	.10	.00	.00	.00	.00
19	3.30	(30,18)	.00	3.30	.00	2.20	.00	.00	.00	.00	.00	.00	.00	.00
				Links 10+	.90	.10	.00	.00	.00	.10	.00	.00	.00	.00
20	3.30	(30,18)	.00	3.30	.00	2.20	.00	.00	.00	.00	.00	.00	.00	.00
				Links 10+	.90	.10	.00	.00	.00	.10	.00	.00	.00	.00
21	3.40	(30,18)	.00	3.40	.00	2.20	.00	.00	.00	.00	.00	.00	.00	.00
				Links 10+	1.00	.10	.00	.00	.00	.10	.00	.00	.00	.00
22	3.40	(30,18)	.00	3.40	.00	2.30	.00	.00	.00	.00	.00	.00	.00	.00
				Links 10+	1.00	.00	.00	.00	.00	.10	.00	.00	.00	.00
23	3.40	(30,18)	.00	3.40	.00	2.30	.00	.00	.00	.00	.00	.00	.00	.00
				Links 10+	1.00	.00	.00	.00	.00	.10	.00	.00	.00	.00
24	3.40	(30,18)	.00	3.40	.00	2.30	.00	.00	.00	.00	.00	.00	.00	.00
				Links 10+	1.00	.00	.00	.00	.00	.10	.00	.00	.00	.00
25	3.50	(72, 8)	.00	3.50	.00	1.70	.10	.30	.10	.10	.10	.20	.30	.10
				Links 10+	.40	.00	.00	.10	.00	.00	.00	.00	.00	.00
26	3.40	(30,18)	.00	3.40	.00	2.30	.00	.00	.00	.00	.00	.00	.00	.00
				Links 10+	1.00	.00	.00	.00	.00	.10	.00	.00	.00	.00
27	3.40	(30,18)	.00	3.40	.00	2.30	.00	.00	.00	.00	.00	.00	.00	.00
				Links 10+	1.00	.00	.00	.00	.00	.10	.00	.00	.00	.00
28	3.40	(30,18)	.00	3.40	.00	2.30	.00	.00	.00	.00	.00	.00	.00	.00
				Links 10+	1.00	.00	.00	.00	.00	.10	.00	.00	.00	.00
29	3.40	(30,18)	.00	3.40	.00	2.30	.00	.00	.00	.00	.00	.00	.00	.00
				Links 10+	1.00	.00	.00	.00	.00	.10	.00	.00	.00	.00
30	3.40	(30,18)	.00	3.40	.00	2.30	.00	.00	.00	.00	.00	.00	.00	.00
				Links 10+	1.00	.00	.00	.00	.00	.10	.00	.00	.00	.00
31	3.60	(30,18)	.00	3.60	.00	2.40	.00	.00	.00	.00	.00	.00	.00	.00
				Links 10+	1.10	.00	.00	.00	.00	.10	.00	.00	.00	.00

JOB: HSS FDR Air Quality Build/No Jets

RUN: FDR DRIVE BET E 67TH-75TH STS/NO JETS

LINK CONTRIBUTION TABLES

MAXIMUM 1-HOUR AVERAGED LINK CONTRIBUTIONS
IN PARTS PER MILLION (PPM)
INCLUDING AMBIENT BACKGROUND CONCENTRATIONS.

Rcptr No.	Total Conc	Ending Day Hr	Ambient Backgnd	Total Link	Link +1	Link +2	Link +3	Link +4	Link +5	Link +6	Link +7	Link +8	Link +9	Link +10
32	3.40	(30,18)	.00	3.40	.00	2.20	.00	.00	.00	.00	.00	.00	.00	.00
			Links 10+		1.10	.00	.00	.00	.00	.10	.00	.00	.00	.00
33	3.30	(72, 8)	.00	3.30	.00	.00	.20	1.70	.30	.10	.10	.40	.40	.00
			Links 10+		.00	.00	.10	.00	.00	.00	.00	.00	.00	.00
34	3.40	(48,19)	.00	3.40	.00	.00	.10	1.90	.00	.00	.00	.00	1.20	.00
			Links 10+		.00	.00	.00	.20	.00	.00	.00	.00	.00	.00
35	4.00	(276,21)	.00	4.00	.00	.00	.00	2.50	.00	.00	.00	.00	1.30	.00
			Links 10+		.00	.00	.00	.20	.00	.00	.00	.00	.00	.00
36	4.10	(276,21)	.00	4.10	.00	.00	.00	2.50	.00	.00	.00	.00	1.40	.00
			Links 10+		.00	.00	.00	.20	.00	.00	.00	.00	.00	.00
37	4.10	(276,21)	.00	4.10	.00	.00	.00	2.60	.00	.00	.00	.00	1.30	.00
			Links 10+		.00	.00	.00	.20	.00	.00	.00	.00	.00	.00
38	4.20	(30,18)	.00	4.20	.00	.50	.20	2.40	.00	.00	.00	.00	.30	.10
			Links 10+		.60	.00	.00	.00	.00	.10	.00	.00	.00	.00
39	3.90	(30,18)	.00	3.90	.00	.40	.10	2.10	.10	.00	.00	.00	.40	.10
			Links 10+		.60	.00	.00	.00	.00	.10	.00	.00	.00	.00
40	3.80	(30,18)	.00	3.80	.00	.40	.10	1.60	.40	.00	.00	.00	.60	.10
			Links 10+		.50	.00	.00	.00	.00	.10	.00	.00	.00	.00
41	3.50	(30,18)	.00	3.50	.00	.30	.10	1.10	.60	.00	.00	.00	.70	.10
			Links 10+		.40	.00	.00	.10	.00	.10	.00	.00	.00	.00
42	3.20	(30,18)	.00	3.20	.00	.30	.10	.80	.70	.00	.00	.10	.60	.10
			Links 10+		.40	.00	.00	.10	.00	.00	.00	.00	.00	.00
43	2.90	(30,18)	.00	2.90	.00	.30	.00	.60	.80	.00	.00	.10	.60	.10
			Links 10+		.30	.00	.00	.10	.00	.00	.00	.00	.00	.00
44	2.70	(30,18)	.00	2.70	.00	.20	.00	.40	.90	.00	.00	.20	.50	.10
			Links 10+		.30	.00	.00	.10	.00	.00	.00	.00	.00	.00
45	2.60	(288, 7)	.00	2.60	.00	.30	.00	.40	.80	.00	.00	.20	.40	.10
			Links 10+		.40	.00	.00	.00	.00	.00	.00	.00	.00	.00
46	2.40	(30,18)	.00	2.40	.00	.20	.00	.30	1.00	.00	.00	.30	.30	.00
			Links 10+		.20	.00	.00	.10	.00	.00	.00	.00	.00	.00
47	2.30	(30,18)	.00	2.30	.00	.20	.00	.20	1.00	.00	.00	.30	.30	.00
			Links 10+		.20	.00	.00	.10	.00	.00	.00	.00	.00	.00
48	2.30	(30,18)	.00	2.30	.00	.20	.00	.20	1.00	.00	.00	.30	.30	.00
			Links 10+		.20	.00	.00	.10	.00	.00	.00	.00	.00	.00
49	2.30	(30,18)	.00	2.30	.00	.10	.00	.20	1.10	.00	.00	.40	.20	.00
			Links 10+		.20	.00	.00	.10	.00	.00	.00	.00	.00	.00
50	2.20	(30,18)	.00	2.20	.00	.10	.00	.10	1.10	.00	.00	.40	.20	.00
			Links 10+		.20	.00	.10	.00	.00	.00	.00	.00	.00	.00

JOB: HSS FDR Air Quality Build/No Jets

RUN: FDR DRIVE BET E 67TH-75TH STS/NO JETS

LINK CONTRIBUTION TABLES

MAXIMUM 1-HOUR AVERAGED LINK CONTRIBUTIONS
IN PARTS PER MILLION (PPM)
INCLUDING AMBIENT BACKGROUND CONCENTRATIONS.

Rcptr No.	Total Conc	Ending Day Hr	Ambient Backgnd	Total Link	Link +1	Link +2	Link +3	Link +4	Link +5	Link +6	Link +7	Link +8	Link +9	Link +10
51	2.20	(30,18)	.00	2.20	.00	.10	.00	.10	1.10	.00	.00	.40	.20	.00
			Links	10+	.20	.00	.10	.00	.00	.00	.00	.00	.00	.00
52	2.10	(30,18)	.00	2.10	.00	.10	.00	.10	1.10	.00	.00	.40	.10	.00
			Links	10+	.20	.00	.10	.00	.00	.00	.00	.00	.00	.00
53	2.00	(30,18)	.00	2.00	.00	.10	.00	.10	1.10	.00	.00	.40	.10	.00
			Links	10+	.10	.00	.10	.00	.00	.00	.00	.00	.00	.00
54	2.20	(30,18)	.00	2.20	.00	.10	.00	.10	1.20	.00	.00	.50	.10	.00
			Links	10+	.10	.00	.10	.00	.00	.00	.00	.00	.00	.00
55	2.20	(30,18)	.00	2.20	.00	.10	.00	.10	1.20	.00	.00	.50	.10	.00
			Links	10+	.10	.00	.10	.00	.00	.00	.00	.00	.00	.00
56	2.20	(30,18)	.00	2.20	.00	.10	.00	.10	1.20	.00	.00	.50	.10	.00
			Links	10+	.10	.00	.10	.00	.00	.00	.00	.00	.00	.00
57	3.20	(72, 8)	.00	3.20	.20	1.90	.00	.00	.00	.00	.00	.00	.00	.00
			Links	10+	1.00	.00	.00	.00	.00	.10	.00	.00	.00	.00
58	3.00	(72, 8)	.00	3.00	.40	1.50	.00	.00	.00	.00	.00	.00	.00	.00
			Links	10+	1.00	.00	.00	.00	.00	.10	.00	.00	.00	.00
59	2.90	(72, 8)	.00	2.90	.60	1.20	.00	.00	.00	.00	.00	.00	.00	.00
			Links	10+	1.00	.00	.00	.00	.00	.10	.00	.00	.00	.00
60	2.80	(72, 8)	.00	2.80	.70	1.00	.00	.00	.00	.00	.00	.00	.00	.00
			Links	10+	.90	.10	.00	.00	.00	.10	.00	.00	.00	.00

SECOND HIGHEST 1-HOUR AVERAGED LINK CONTRIBUTIONS
IN PARTS PER MILLION (PPM)
INCLUDING AMBIENT BACKGROUND CONCENTRATIONS.

Rcptr No.	Total Conc	Ending Day Hr	Ambient Backgnd	Total Link	Link +1	Link +2	Link +3	Link +4	Link +5	Link +6	Link +7	Link +8	Link +9	Link +10
1	3.20	(339,17)	.00	3.20	.00	2.20	.00	.00	.00	.00	.00	.00	.10	.00
			Links	10+	.80	.00	.00	.00	.00	.10	.00	.00	.00	.00
2	3.20	(339,17)	.00	3.20	.00	2.10	.00	.10	.00	.00	.00	.00	.10	.00
			Links	10+	.80	.00	.00	.00	.00	.10	.00	.00	.00	.00
3	3.30	(339,17)	.00	3.30	.00	2.10	.00	.10	.00	.00	.00	.00	.10	.00
			Links	10+	.80	.00	.00	.00	.00	.10	.00	.00	.00	.00
4	3.40	(339,17)	.00	3.40	.00	2.20	.00	.10	.00	.00	.00	.10	.10	.00
			Links	10+	.80	.00	.00	.00	.00	.10	.00	.00	.00	.00
5	3.40	(72, 8)	.00	3.40	.00	2.20	.00	.00	.00	.00	.00	.00	.10	.00
			Links	10+	1.00	.00	.00	.00	.00	.10	.00	.00	.00	.00

JOB: HSS FDR Air Quality Build/No Jets

RUN: FDR DRIVE BET E 67TH-75TH STS/NO JETS

LINK CONTRIBUTION TABLES

SECOND HIGHEST 1-HOUR AVERAGED LINK CONTRIBUTIONS
IN PARTS PER MILLION (PPM)
INCLUDING AMBIENT BACKGROUND CONCENTRATIONS.

Rcptr No.	Total Conc	Ending Day Hr	Ambient Backgnd	Total Link	Link +1	Link +2	Link +3	Link +4	Link +5	Link +6	Link +7	Link +8	Link +9	Link +10
6	3.30	(339,17)	.00	3.30	.00	2.10	.00	.10	.10	.00	.00	.10	.10	.00
				Links 10+	.80	.00	.00	.00	.00	.00	.00	.00	.00	.00
7	3.40	(339,17)	.00	3.40	.00	2.10	.00	.10	.10	.00	.10	.10	.10	.00
				Links 10+	.80	.00	.00	.00	.00	.00	.00	.00	.00	.00
8	3.40	(339,17)	.00	3.40	.00	2.10	.00	.10	.10	.00	.10	.10	.10	.00
				Links 10+	.80	.00	.00	.00	.00	.00	.00	.00	.00	.00
9	3.30	(339,17)	.00	3.30	.00	2.10	.00	.10	.10	.00	.10	.10	.10	.00
				Links 10+	.70	.00	.00	.00	.00	.00	.00	.00	.00	.00
10	3.30	(339,17)	.00	3.30	.00	2.10	.00	.10	.10	.00	.10	.10	.10	.00
				Links 10+	.70	.00	.00	.00	.00	.00	.00	.00	.00	.00
11	3.30	(339,17)	.00	3.30	.00	2.10	.00	.10	.10	.00	.10	.10	.10	.00
				Links 10+	.70	.00	.00	.00	.00	.00	.00	.00	.00	.00
12	3.20	(339,17)	.00	3.20	.00	2.00	.00	.10	.10	.00	.10	.10	.10	.00
				Links 10+	.70	.00	.00	.00	.00	.00	.00	.00	.00	.00
13	3.20	(339,17)	.00	3.20	.00	2.00	.00	.10	.10	.00	.10	.10	.10	.00
				Links 10+	.70	.00	.00	.00	.00	.00	.00	.00	.00	.00
14	3.20	(84, 7)	.00	3.20	.00	1.90	.00	.10	.00	.00	.00	.10	.10	.00
				Links 10+	.90	.00	.00	.00	.00	.10	.00	.00	.00	.00
15	3.30	(30,18)	.00	3.30	.10	2.20	.00	.00	.00	.00	.00	.00	.00	.00
				Links 10+	.80	.10	.00	.00	.00	.10	.00	.00	.00	.00
16	3.30	(72, 8)	.00	3.30	.00	2.00	.00	.10	.10	.00	.10	.10	.10	.00
				Links 10+	.80	.00	.00	.00	.00	.00	.00	.00	.00	.00
17	3.30	(72, 8)	.00	3.30	.00	2.00	.00	.10	.10	.00	.10	.10	.10	.00
				Links 10+	.80	.00	.00	.00	.00	.00	.00	.00	.00	.00
18	3.30	(72, 8)	.00	3.30	.00	2.10	.00	.10	.10	.00	.10	.10	.10	.00
				Links 10+	.70	.00	.00	.00	.00	.00	.00	.00	.00	.00
19	3.30	(72, 8)	.00	3.30	.00	2.00	.00	.10	.10	.00	.10	.10	.20	.00
				Links 10+	.70	.00	.00	.00	.00	.00	.00	.00	.00	.00
20	3.30	(72, 8)	.00	3.30	.00	2.00	.00	.10	.10	.00	.10	.10	.20	.00
				Links 10+	.70	.00	.00	.00	.00	.00	.00	.00	.00	.00
21	3.30	(72, 8)	.00	3.30	.00	1.90	.00	.20	.10	.00	.10	.10	.20	.10
				Links 10+	.60	.00	.00	.00	.00	.00	.00	.00	.00	.00
22	3.40	(72, 8)	.00	3.40	.00	1.90	.10	.20	.10	.00	.10	.10	.20	.10
				Links 10+	.60	.00	.00	.00	.00	.00	.00	.00	.00	.00
23	3.30	(72, 8)	.00	3.30	.00	1.80	.10	.20	.10	.10	.10	.10	.20	.10
				Links 10+	.50	.00	.00	.00	.00	.00	.00	.00	.00	.00
24	3.30	(72, 8)	.00	3.30	.00	1.80	.10	.20	.10	.10	.10	.10	.30	.10
				Links 10+	.40	.00	.00	.00	.00	.00	.00	.00	.00	.00

JOB: HSS FDR Air Quality Build/No Jets

RUN: FDR DRIVE BET E 67TH-75TH STS/NO JETS

LINK CONTRIBUTION TABLES

SECOND HIGHEST 1-HOUR AVERAGED LINK CONTRIBUTIONS
IN PARTS PER MILLION (PPM)
INCLUDING AMBIENT BACKGROUND CONCENTRATIONS.

Rcptr No.	Total Conc	Ending Day Hr	Ambient Backgnd	Total Link	Link +1	Link +2	Link +3	Link +4	Link +5	Link +6	Link +7	Link +8	Link +9	Link +10
25	3.40	(30,18)	.00	3.40	.00	2.30	.00	.00	.00	.00	.00	.00	.00	.00
			Links 10+		1.00	.00	.00	.00	.00	.10	.00	.00	.00	.00
26	3.30	(72, 8)	.00	3.30	.00	1.60	.10	.30	.10	.10	.10	.20	.30	.10
			Links 10+		.30	.00	.00	.10	.00	.00	.00	.00	.00	.00
27	3.40	(72, 8)	.00	3.40	.00	1.50	.10	.40	.20	.10	.10	.20	.40	.10
			Links 10+		.20	.00	.00	.10	.00	.00	.00	.00	.00	.00
28	3.30	(72, 8)	.00	3.30	.00	1.30	.20	.50	.20	.10	.10	.20	.40	.10
			Links 10+		.10	.00	.00	.10	.00	.00	.00	.00	.00	.00
29	3.20	(72, 8)	.00	3.20	.00	1.00	.30	.60	.20	.10	.10	.20	.50	.10
			Links 10+		.00	.00	.00	.10	.00	.00	.00	.00	.00	.00
30	3.10	(72, 8)	.00	3.10	.00	.70	.40	.70	.20	.10	.10	.30	.50	.10
			Links 10+		.00	.00	.00	.00	.00	.00	.00	.00	.00	.00
31	3.10	(288, 7)	.00	3.10	.00	2.00	.00	.00	.00	.00	.00	.00	.00	.00
			Links 10+		1.00	.00	.00	.00	.00	.10	.00	.00	.00	.00
32	3.20	(72, 8)	.00	3.20	.00	.00	.50	1.30	.30	.10	.10	.30	.50	.00
			Links 10+		.00	.00	.10	.00	.00	.00	.00	.00	.00	.00
33	3.20	(30,18)	.00	3.20	.00	1.70	.30	.00	.00	.00	.00	.00	.00	.00
			Links 10+		1.10	.00	.00	.00	.00	.10	.00	.00	.00	.00
34	3.40	(72, 8)	.00	3.40	.00	.00	.00	2.10	.40	.10	.10	.40	.20	.00
			Links 10+		.00	.00	.10	.00	.00	.00	.00	.00	.00	.00
35	3.70	(357, 8)	.00	3.70	.00	.00	.00	2.20	.00	.00	.00	.00	1.30	.00
			Links 10+		.00	.00	.00	.20	.00	.00	.00	.00	.00	.00
36	3.60	(246, 8)	.00	3.60	.00	.00	.00	2.10	.00	.00	.00	.00	1.30	.00
			Links 10+		.00	.00	.00	.20	.00	.00	.00	.00	.00	.00
37	3.80	(30,18)	.00	3.80	.00	.60	.20	2.00	.00	.00	.00	.00	.10	.10
			Links 10+		.70	.00	.00	.00	.00	.10	.00	.00	.00	.00
38	3.50	(284,20)	.00	3.50	.00	.10	.10	2.30	.00	.00	.00	.00	.70	.10
			Links 10+		.20	.00	.00	.00	.00	.00	.00	.00	.00	.00
39	3.40	(284,20)	.00	3.40	.00	.10	.00	1.80	.20	.00	.00	.00	.90	.10
			Links 10+		.20	.00	.00	.10	.00	.00	.00	.00	.00	.00
40	3.40	(288, 7)	.00	3.40	.00	.50	.10	1.30	.30	.00	.00	.00	.40	.10
			Links 10+		.60	.00	.00	.00	.00	.10	.00	.00	.00	.00
41	3.10	(288, 7)	.00	3.10	.00	.40	.10	1.00	.40	.00	.00	.00	.50	.10
			Links 10+		.50	.00	.00	.00	.00	.10	.00	.00	.00	.00
42	2.90	(288, 7)	.00	2.90	.00	.40	.10	.70	.50	.00	.00	.00	.50	.10
			Links 10+		.50	.00	.00	.00	.00	.10	.00	.00	.00	.00
43	2.70	(288, 7)	.00	2.70	.00	.30	.10	.60	.60	.00	.00	.10	.50	.10
			Links 10+		.40	.00	.00	.00	.00	.00	.00	.00	.00	.00

JOB: HSS FDR Air Quality Build/No Jets

RUN: FDR DRIVE BET E 67TH-75TH STS/NO JETS

LINK CONTRIBUTION TABLES

SECOND HIGHEST 1-HOUR AVERAGED LINK CONTRIBUTIONS
IN PARTS PER MILLION (PPM)
INCLUDING AMBIENT BACKGROUND CONCENTRATIONS.

Rcptr No.	Total Conc	Ending Day Hr	Ambient Backgnd	Total Link	Link +1	Link +2	Link +3	Link +4	Link +5	Link +6	Link +7	Link +8	Link +9	Link +10
44	2.50	(288, 7)	.00	2.50	.00	.30	.00	.50	.70	.00	.00	.10	.40	.10
			Links	10+	.40	.00	.00	.00	.00	.00	.00	.00	.00	.00
45	2.50	(30,18)	.00	2.50	.00	.20	.00	.30	1.00	.00	.00	.20	.40	.00
			Links	10+	.30	.00	.00	.10	.00	.00	.00	.00	.00	.00
46	2.20	(288, 7)	.00	2.20	.00	.30	.00	.30	.80	.00	.00	.20	.30	.00
			Links	10+	.30	.00	.00	.00	.00	.00	.00	.00	.00	.00
47	2.10	(288, 7)	.00	2.10	.00	.20	.00	.30	.80	.00	.00	.20	.30	.00
			Links	10+	.30	.00	.00	.00	.00	.00	.00	.00	.00	.00
48	2.10	(288, 7)	.00	2.10	.00	.20	.00	.20	.80	.00	.00	.30	.30	.00
			Links	10+	.30	.00	.00	.00	.00	.00	.00	.00	.00	.00
49	2.00	(288, 7)	.00	2.00	.00	.20	.00	.20	.80	.00	.00	.30	.20	.00
			Links	10+	.30	.00	.00	.00	.00	.00	.00	.00	.00	.00
50	2.10	(288, 7)	.00	2.10	.00	.20	.00	.20	.90	.00	.00	.30	.20	.00
			Links	10+	.30	.00	.00	.00	.00	.00	.00	.00	.00	.00
51	1.90	(288, 7)	.00	1.90	.00	.20	.00	.10	.90	.00	.00	.30	.20	.00
			Links	10+	.20	.00	.00	.00	.00	.00	.00	.00	.00	.00
52	1.90	(288, 7)	.00	1.90	.00	.20	.00	.10	.90	.00	.00	.30	.20	.00
			Links	10+	.20	.00	.00	.00	.00	.00	.00	.00	.00	.00
53	2.00	(288, 7)	.00	2.00	.00	.20	.00	.10	.90	.00	.00	.40	.20	.00
			Links	10+	.20	.00	.00	.00	.00	.00	.00	.00	.00	.00
54	1.90	(288, 7)	.00	1.90	.00	.20	.00	.10	.90	.00	.00	.40	.10	.00
			Links	10+	.20	.00	.00	.00	.00	.00	.00	.00	.00	.00
55	1.80	(201,18)	.00	1.80	.00	.10	.00	.10	.90	.00	.00	.40	.10	.00
			Links	10+	.10	.00	.10	.00	.00	.00	.00	.00	.00	.00
56	1.80	(288, 7)	.00	1.80	.00	.10	.00	.10	.90	.00	.00	.40	.10	.00
			Links	10+	.20	.00	.00	.00	.00	.00	.00	.00	.00	.00
57	3.00	(84, 7)	.00	3.00	.20	1.60	.00	.00	.00	.00	.00	.00	.00	.00
			Links	10+	1.10	.00	.00	.00	.00	.10	.00	.00	.00	.00
58	2.90	(339,17)	.00	2.90	.40	1.50	.00	.00	.00	.00	.00	.00	.00	.00
			Links	10+	.90	.00	.00	.00	.00	.10	.00	.00	.00	.00
59	2.70	(339,17)	.00	2.70	.50	1.30	.00	.00	.00	.00	.00	.00	.00	.00
			Links	10+	.80	.00	.00	.00	.00	.10	.00	.00	.00	.00
60	2.60	(339,17)	.00	2.60	.60	1.10	.00	.00	.00	.00	.00	.00	.00	.00
			Links	10+	.80	.00	.00	.00	.00	.10	.00	.00	.00	.00

JOB: HSS FDR Air Quality Build/No Jets

RUN: FDR DRIVE BET E 67TH-75TH STS/NO JETS

CALM DURATION FREQUENCY

Hours of Consecutive Calm Winds	Frequency of Occurrence	(Julian day/hour ending) of Significant Occurrences
1	150	(1,24)(2, 2)(2, 6)(9,22)(23, 3)(23, 7)(24,15)(30, 1)(36, 1)(36, 3) (41, 2)(41, 6)(42,12)(48,23)(53, 1)(53, 5)(54, 2)(55,21)(58, 4)(61, 5) (62, 1)(69,11)(75, 1)(83, 9)(83,11)(83,14)(83,21)(84, 4)(84,11)(84,15) (85, 4)(92, 6)(94,10)(98,10)(106, 4)(106,23)(107,15)(107,19)(111, 5)(118,12) (119,24)(120, 4)(121, 2)(124, 1)(126,23)(127, 5)(127,14)(128, 5)(129, 1)(129, 3) (129,10)(131,22)(132, 2)(139,20)(140, 1)(143,24)(144, 5)(146, 4)(154, 4)(156, 1) (156, 7)(156, 9)(168, 6)(170, 1)(178, 6)(178, 9)(181, 1)(181,23)(183, 7)(183,12) (184, 8)(185,19)(186, 1)(186,12)(186,15)(195, 9)(199, 4)(203, 9)(205,17)(206, 2) (211, 2)(211, 4)(211, 6)(211, 9)(215, 7)(217,15)(218,20)(219, 3)(219, 5)(223,22) (235, 1)(235, 8)(237, 2)(237,14)(239, 8)(240, 5)(246, 3)(246, 9)(246,15)(246,24) (247, 5)(248, 5)(248, 8)(248,15)(250,24)(251, 2)(251,11)(253, 9)(253,13)(253,18) (253,20)(262, 6)(263,22)(267, 5)(274, 2)(275, 3)(275, 5)(276,22)(276,24)(277, 2) (277, 5)(278, 6)(280, 4)(286, 2)(286, 6)(287, 5)(288, 5)(288, 8)(289,23)(294,13) (297,14)(298,24)(299, 2)(300, 4)(300, 6)(300,22)(301,20)(308,12)(309, 1)(309, 8) (309,12)(313,12)(313,15)(314, 7)(319, 6)(339,13)(339,16)(344, 3)(346, 9)(357, 6) (
2	38	(3,15)(19,24)(30, 4)(30, 7)(30,12)(39,13)(39,16)(46,24)(67, 7)(87, 4) (92, 1)(103, 2)(105, 5)(127, 3)(129, 8)(132,24)(142,22)(144, 3)(152, 4)(168, 1) (184, 4)(184,12)(191, 4)(201, 8)(201,24)(203, 7)(217,21)(219, 8)(239, 1)(245, 4) (275, 9)(299, 5)(300, 2)(301, 1)(301,24)(314, 5)(346,13)(359, 6)
3	9	(15,13)(68, 6)(84, 2)(86, 3)(122, 5)(128, 9)(153,24)(176, 3)(343, 5)
4	2	(171,21)(228,21)
5	3	(107, 9)(137, 7)(247,12)
7	1	(160, 6)
17	1	(145, 1)

Program terminated normally

JOB: HSS FDR Air Quality Build/No Jets

RUN: FDR DRIVE BET E 67TH-75TH STS/NO JETS

General Information

Run start date: 1/ 1/ 1 Julian: 1
end date: 12/31/ 1 Julian: 365

A Tier 2 approach was used for input data preparation.

The MODE flag has been set to C for calculating CO averages.

Ambient background concentrations are included in the averages below.

Site & Meteorological Constants

VS = .0 CM/S VD = .0 CM/S Z0 = 175. CM ATIM = 60.

Met. Sfc. Sta. Id & Yr = 72503 2001
Upper Air Sta. Id & Yr = 94703 2001

CAUTION: The input years for the Run and Meteorological data differ. The respective values are: 1 and 2001.

Urban mixing heights were processed.

In 2001, Julian day 1 is a Monday.

The patterns from the input file have been assigned as follows:

Pattern # 1 is assigned to Monday.
Pattern # 1 is assigned to Tuesday.
Pattern # 1 is assigned to Wednesday.
Pattern # 1 is assigned to Thursday.
Pattern # 1 is assigned to Friday.
Pattern # 1 is assigned to Saturday.
Pattern # 1 is assigned to Sunday.

Link Data Constants - (Variable data in *.LNK file)

	LINK DESCRIPTION	LINK COORDINATES (FT) X1	Y1	X2	Y2	LENGTH (FT)	BRG (DEG)	TYPE	H (FT)	W (FT)	NLANES
1.	FDR N/B 67th-68th St	-132.0	-225.0	15.0	-10.0	260.	34.	AG	.0	36.0	
2.	FDR N/B 68th-71st St	15.0	-10.0	438.0	608.0	749.	34.	AG	.0	36.0	
3.	FDR N/B 71st St-Site	438.0	608.0	472.0	657.0	60.	35.	AG	.0	36.0	
4.	FDR N/B Site-itself	472.0	657.0	530.0	743.0	104.	34.	AG	.0	36.0	
5.	FDR N/B Site-73rd St	530.0	743.0	773.0	1098.0	430.	34.	AG	.0	36.0	
6.	FDR N/B 73rd-75th St	773.0	1098.0	1056.0	1625.0	598.	28.	AG	.0	36.0	

JOB: HSS FDR Air Quality Build/No Jets

RUN: FDR DRIVE BET E 67TH-75TH STS/NO JETS

Link Data Constants - (Variable data in *.LNK file)

	LINK DESCRIPTION	LINK COORDINATES (FT) X1	Y1	X2	Y2	LENGTH (FT)	BRG (DEG)	TYPE	H (FT)	W (FT)	NLANES
7.	FDR S/B 75th-73rd St	743.0	1118.0	1026.0	1645.0	598.	28.	AG	.0	36.0	
8.	FDR S/B 73rd St-Site	500.0	763.0	743.0	1118.0	430.	34.	AG	.0	36.0	
9.	FDR S/B Site-itself	442.0	679.0	500.0	763.0	102.	35.	AG	.0	36.0	
10.	FDR S/B Site-71st St	408.0	628.0	442.0	679.0	61.	34.	AG	.0	36.0	
11.	FDR S/B 71st-68th St	-15.0	10.0	408.0	628.0	749.	34.	AG	.0	36.0	
12.	FDR S/B 68th-67th St	-162.0	-205.0	-15.0	10.0	260.	34.	AG	.0	36.0	
13.	FDR Service 73-Site	477.0	779.0	720.0	1134.0	430.	34.	AG	.0	32.0	
14.	FDR Service Rd Site	419.0	695.0	477.0	779.0	102.	35.	AG	.0	32.0	
15.	FDR Service Site-71	385.0	644.0	419.0	695.0	61.	34.	AG	.0	32.0	
16.	FDR Service 68-71 St	-38.0	26.0	385.0	644.0	749.	34.	AG	.0	32.0	

Receptor Data

	RECEPTOR	COORDINATES (FT) X	Y	Z
1.	RECEPTOR 1	34.0	-23.0	6.0
2.	RECEPTOR 2	48.0	-4.0	6.0
3.	RECEPTOR 3	62.0	17.0	6.0
4.	RECEPTOR 4	75.0	37.0	6.0
5.	RECEPTOR 5	89.0	57.0	6.0
6.	RECEPTOR 6	103.0	77.0	6.0
7.	RECEPTOR 7	117.0	97.0	6.0
8.	RECEPTOR 8	130.0	117.0	6.0
9.	RECEPTOR 9	144.0	137.0	6.0
10.	RECEPTOR 10	158.0	158.0	6.0
11.	RECEPTOR 11	172.0	178.0	6.0
12.	RECEPTOR 12	186.0	198.0	6.0
13.	RECEPTOR 13	199.0	218.0	6.0
14.	RECEPTOR 14	213.0	238.0	6.0
15.	RECEPTOR 15	227.0	258.0	6.0
16.	RECEPTOR 16	241.0	278.0	6.0
17.	RECEPTOR 17	255.0	299.0	6.0
18.	RECEPTOR 18	268.0	319.0	6.0
19.	RECEPTOR 19	282.0	339.0	6.0
20.	RECEPTOR 20	296.0	359.0	6.0
21.	RECEPTOR 21	310.0	379.0	6.0
22.	RECEPTOR 22	323.0	399.0	6.0
23.	RECEPTOR 23	337.0	419.0	6.0
24.	RECEPTOR 24	351.0	440.0	6.0

JOB: HSS FDR Air Quality Build/No Jets

RUN: FDR DRIVE BET E 67TH-75TH STS/NO JETS

Receptor Data

	RECEPTOR	COORDINATES (FT) X	Y	Z
25.	RECEPTOR 25	365.0	460.0	6.0
26.	RECEPTOR 26	379.0	480.0	6.0
27.	RECEPTOR 27	392.0	500.0	6.0
28.	RECEPTOR 28	406.0	520.0	6.0
29.	RECEPTOR 29	420.0	540.0	6.0
30.	RECEPTOR 30	434.0	561.0	6.0
31.	RECEPTOR 31	447.0	581.0	6.0
32.	RECEPTOR 32	461.0	601.0	6.0
33.	RECEPTOR 33	475.0	621.0	6.0
34.	RECEPTOR 34	489.0	641.0	6.0
35.	RECEPTOR 35	503.0	661.0	6.0
36.	RECEPTOR 36	516.0	681.0	6.0
37.	RECEPTOR 37	530.0	702.0	6.0
38.	RECEPTOR 38	544.0	722.0	6.0
39.	RECEPTOR 39	558.0	742.0	6.0
40.	RECEPTOR 40	571.0	762.0	6.0
41.	RECEPTOR 41	585.0	782.0	6.0
42.	RECEPTOR 42	599.0	802.0	6.0
43.	RECEPTOR 43	613.0	822.0	6.0
44.	RECEPTOR 44	627.0	843.0	6.0
45.	RECEPTOR 45	640.0	863.0	6.0
46.	RECEPTOR 46	654.0	883.0	6.0
47.	RECEPTOR 47	668.0	903.0	6.0
48.	RECEPTOR 48	682.0	923.0	6.0
49.	RECEPTOR 49	696.0	943.0	6.0
50.	RECEPTOR 50	709.0	964.0	6.0
51.	RECEPTOR 51	723.0	984.0	6.0
52.	RECEPTOR 52	737.0	1004.0	6.0
53.	RECEPTOR 53	751.0	1024.0	6.0
54.	RECEPTOR 54	764.0	1044.0	6.0
55.	RECEPTOR 55	778.0	1064.0	6.0
56.	RECEPTOR 56	792.0	1084.0	6.0
57.	RECEPTOR 57	20.0	-44.0	6.0
58.	RECEPTOR 58	6.0	-64.0	6.0
59.	RECEPTOR 59	-7.0	-84.0	6.0
60.	RECEPTOR 60	-21.0	-104.0	6.0

JOB: HSS FDR Air Quality Build/No Jets

RUN: FDR DRIVE BET E 67TH-75TH STS/NO JETS

Model Results

Remarks : In search of the wind direction corresponding to the maximum concentration, only the first direction, of the directions with the same maximum concentrations, is indicated as the maximum.

* MAXIMUM HOURLY CONCENTRATIONS WITH ANY AMBIENT BACKGROUND CONCENTRATIONS (BKG) ADDED
* (PPM)

	REC1	REC2	REC3	REC4	REC5	REC6	REC7	REC8	REC9	REC10
MAX+BKG	3.2	3.1	3.1	3.2	3.2	3.2	3.3	3.4	3.3	3.3
- BKG	.0	.0	.0	.0	.0	.0	.0	.0	.0	.0
MAX	3.2	3.1	3.1	3.2	3.2	3.2	3.3	3.4	3.3	3.3
WIND DIR	24	24	24	24	24	24	24	24	24	24
JULIAN	44	44	44	44	44	44	44	44	44	44
HOUR	19	19	19	19	19	19	19	19	19	19

	REC11	REC12	REC13	REC14	REC15	REC16	REC17	REC18	REC19	REC20
MAX+BKG	3.4	3.3	3.4	3.3	3.2	3.1	3.1	3.2	3.1	3.1
- BKG	.0	.0	.0	.0	.0	.0	.0	.0	.0	.0
MAX	3.4	3.3	3.4	3.3	3.2	3.1	3.1	3.2	3.1	3.1
WIND DIR	24	24	24	24	24	24	24	24	226	24
JULIAN	44	44	44	44	44	44	44	44	319	44
HOUR	19	19	19	19	19	19	19	19	9	19

	REC21	REC22	REC23	REC24	REC25	REC26	REC27	REC28	REC29	REC30
MAX+BKG	3.1	3.3	3.1	3.1	3.2	3.1	3.2	3.1	3.0	3.1
- BKG	.0	.0	.0	.0	.0	.0	.0	.0	.0	.0
MAX	3.1	3.3	3.1	3.1	3.2	3.1	3.2	3.1	3.0	3.1
WIND DIR	24	24	24	226	24	24	24	226	226	226
JULIAN	44	44	44	319	44	44	44	319	319	319
HOUR	19	19	19	9	19	19	19	9	9	9

	REC31	REC32	REC33	REC34	REC35	REC36	REC37	REC38	REC39	REC40
MAX+BKG	3.1	3.0	3.0	3.4	3.8	3.7	3.7	3.8	3.6	3.4
- BKG	.0	.0	.0	.0	.0	.0	.0	.0	.0	.0
MAX	3.1	3.0	3.0	3.4	3.8	3.7	3.7	3.8	3.6	3.4
WIND DIR	226	226	24	344	330	311	262	262	226	226
JULIAN	319	319	44	343	338	105	23	23	319	319
HOUR	9	9	19	19	11	10	17	17	9	9

JOB: HSS FDR Air Quality Build/No Jets

RUN: FDR DRIVE BET E 67TH-75TH STS/NO JETS

* MAXIMUM HOURLY CONCENTRATIONS WITH ANY AMBIENT BACKGROUND CONCENTRATIONS (BKG) ADDED
(PPM)

	REC41	REC42	REC43	REC44	REC45	REC46	REC47	REC48	REC49	REC50
MAX+BKG	3.2	3.1	2.9	2.6	2.5	2.3	2.3	2.3	2.2	2.1
- BKG	.0	.0	.0	.0	.0	.0	.0	.0	.0	.0
MAX	3.2	3.1	2.9	2.6	2.5	2.3	2.3	2.3	2.2	2.1
WIND DIR	226	226	226	226	226	226	226	226	226	226
JULIAN	319	319	319	319	319	319	319	319	319	319
HOUR	9	9	9	9	9	9	9	9	9	9

	REC51	REC52	REC53	REC54	REC55	REC56	REC57	REC58	REC59	REC60
MAX+BKG	2.1	2.0	2.0	2.0	2.0	2.0	3.0	2.8	2.7	2.7
- BKG	.0	.0	.0	.0	.0	.0	.0	.0	.0	.0
MAX	2.1	2.0	2.0	2.0	2.0	2.0	3.0	2.8	2.7	2.7
WIND DIR	226	226	226	226	226	226	24	24	24	24
JULIAN	319	319	319	319	319	319	44	44	44	44
HOUR	9	9	9	9	9	9	19	19	19	19

THE HIGHEST CONCENTRATION OF 3.80 PPM OCCURRED AT RECEPTOR REC38.

JOB: HSS FDR Air Quality Build/No Jets

RUN: FDR DRIVE BET E 67TH-75TH STS/NO JETS

==========
Output Section
==========

NOTES PERTAINING TO THE REPORT

1. THE HIGHEST AVERAGE IN EACH OF THE FIRST TWO COLUMNS OF EACH TABLE BELOW ARE SUFFIXED BY AN ASTERISK (*). FOR PM OUTPUT, THERE IS ONLY ONE COLUMN AND ASTERISK FOR THE ANNUAL AVERAGE/PERIOD OF CONCERN TABLE.

2. THE NUMBERS IN PARENTHESES ARE THE JULIAN DAY AND ENDING HOUR FOR THE PRECEDING AVERAGE.

3. THE NUMBER OF CALM HOURS USED IN PRODUCING EACH AVERAGE ARE PREFIXED BY A C.

PRIMARY AVERAGES.

MAXIMUM 8-HOUR RUNNING NONOVERLAPPING AVERAGE CONCENTRATIONS
IN PARTS PER MILLION (PPM),
INCLUDING AMBIENT BACKGROUND CONCENTRATIONS.

Receptor Number	Highest Conc	Highest Ending Day Hr	Highest Calm	Second highest Conc	Second highest Ending Day Hr	Second highest Calm
1	1.50	(235,24)	C 0	1.44	(44,20)	C 0
2	1.73	(338,13)	C 1	1.53	(23,20)	C 2
3	1.85	(23,20)	C 2	1.81	(338,13)	C 1
4	2.00	(23,20)	C 2	1.87	(338,13)	C 1
5	2.03	(23,20)	C 2	1.89	(338,13)	C 1
6	2.13	(23,20)	C 2	1.90	(338,13)	C 1
7	2.15	(23,20)	C 2	1.87	(338,13)	C 1
8	2.17	(23,20)	C 2	1.91	(338,13)	C 1
9	2.17	(23,20)	C 2	1.90	(338,13)	C 1
10	2.23	(23,20)	C 2	1.91	(338,13)	C 1
11	2.20	(23,20)	C 2	1.90	(338,13)	C 1
12	2.22	(23,20)	C 2	1.89	(338,13)	C 1
13	2.23	(23,20)	C 2	1.90	(338,13)	C 1
14	2.23	(23,20)	C 2	1.90	(338,13)	C 1
15	2.23	(23,20)	C 2	1.89	(338,13)	C 1
16	2.23	(23,20)	C 2	1.89	(338,13)	C 1
17	2.25	(23,20)	C 2	1.90	(338,13)	C 1
18	2.27	(23,20)	C 2	1.91	(338,13)	C 1
19	2.27	(23,20)	C 2	1.90	(338,13)	C 1
20	2.27	(23,20)	C 2	1.90	(338,13)	C 1
21	2.28	(23,20)	C 2	1.89	(338,13)	C 1
22	2.28	(23,20)	C 2	1.90	(338,13)	C 1
23	2.28	(23,20)	C 2	1.89	(338,13)	C 1
24	2.28	(23,20)	C 2	1.90	(338,13)	C 1

JOB: HSS FDR Air Quality Build/No Jets RUN: FDR DRIVE BET E 67TH-75TH STS/NO JETS

MAXIMUM 8-HOUR RUNNING NONOVERLAPPING AVERAGE CONCENTRATIONS
IN PARTS PER MILLION (PPM),
INCLUDING AMBIENT BACKGROUND CONCENTRATIONS.

Receptor Number	Highest Conc	Highest Ending Day Hr	Highest Calm	Second highest Conc	Second highest Ending Day Hr	Second highest Calm
25	2.28	(23,20)	C 2	1.89	(338,13)	C 1
26	2.28	(23,20)	C 2	1.89	(338,13)	C 1
27	2.30	(23,20)	C 2	1.90	(338,13)	C 1
28	2.30	(23,20)	C 2	1.90	(338,13)	C 1
29	2.27	(23,20)	C 2	1.87	(274,24)	C 0
30	2.28	(23,20)	C 2	1.89	(274,24)	C 0
31	2.25	(23,20)	C 2	1.89	(274,24)	C 0
32	2.12	(23,20)	C 2	1.73	(274,24)	C 0
33	1.80	(23,20)	C 2	1.55	(258,23)	C 0
34	1.81	(314, 1)	C 1	1.81	(331,13)	C 0
35	2.49	(338,13)	C 1	2.18	(23,20)	C 2
36	2.68	(23,20)	C 2	2.61	(338,13)	C 1
37	3.05	(23,20)	C 2	2.67*	(338,13)	C 1
38	3.10*	(23,20)	C 2	2.54	(274,24)	C 0
39	2.63	(23,20)	C 2	2.14	(274,24)	C 0
40	2.13	(23,20)	C 2	1.73	(274,24)	C 0
41	1.73	(23,20)	C 2	1.52	(274,24)	C 0
42	1.57	(23,20)	C 2	1.31	(7,23)	C 0
43	1.47	(23,20)	C 2	1.24	(274,24)	C 0
44	1.33	(23,20)	C 2	1.18	(7,23)	C 0
45	1.30	(23,20)	C 2	1.14	(7,23)	C 0
46	1.25	(23,20)	C 2	1.13	(7,23)	C 0
47	1.25	(23,20)	C 2	1.10	(7,23)	C 0
48	1.25	(23,20)	C 2	1.11	(7,22)	C 0
49	1.25	(23,20)	C 2	1.06	(7,22)	C 0
50	1.27	(23,20)	C 2	1.09	(7,22)	C 0
51	1.23	(23,20)	C 2	1.06	(7,22)	C 0
52	1.20	(23,20)	C 2	1.05	(274,24)	C 0
53	1.20	(23,20)	C 2	1.02	(274,24)	C 0
54	1.25	(23,20)	C 2	1.05	(274,24)	C 0
55	1.22	(23,20)	C 2	1.04	(274,24)	C 0
56	1.17	(23,20)	C 2	1.00	(274,24)	C 0
57	1.33	(235,24)	C 0	1.24	(115,20)	C 0
58	1.24	(235,24)	C 0	1.19	(330,22)	C 0
59	1.12	(235,24)	C 0	1.10	(23,20)	C 2
60	1.08	(23,20)	C 2	1.08	(235,24)	C 0

FIVE HIGHEST 1-HOUR END-TO-END AVERAGE CONCENTRATIONS IN PARTS PER MILLION
INCLUDING AMBIENT BACKGROUND CONCENTRATIONS.

Rcptr No.	Highest Conc	Highest Ending Day Hr	Highest Calm	Second Highest Conc	Second Highest Ending Day Hr	Second Highest Calm	Third Highest Conc	Third Highest Ending Day Hr	Third Highest Calm	Fourth Highest Conc	Fourth Highest Ending Day Hr	Fourth Highest Calm	Fifth Highest Conc	Fifth Highest Ending Day Hr	Fifth Highest Calm
1	3.20	(44,19)	C 0	3.20	(347, 8)	C 0	3.00	(44,20)	C 0	2.70	(90,18)	C 0	2.60	(115,20)	C 0

JOB: HSS FDR Air Quality Build/No Jets

RUN: FDR DRIVE BET E 67TH-75TH STS/NO JETS

FIVE HIGHEST 1-HOUR END-TO-END AVERAGE CONCENTRATIONS IN PARTS PER MILLION
INCLUDING AMBIENT BACKGROUND CONCENTRATIONS.

Rcptr	Highest Ending			Second Highest Ending			Third Highest Ending			Fourth Highest Ending			Fifth Highest Ending		
No.	Conc	Day Hr	Calm	Conc	Day Hr	Calm	Conc	Day Hr	Calm	Conc	Day Hr	Calm	Conc	Day Hr	Calm
2	3.10	(44,19)	C 0	3.10	(347, 8)	C 0	2.90	(44,20)	C 0	2.70	(90,18)	C 0	2.60	(338,11)	C 0
3	3.10	(44,19)	C 0	3.10	(347, 8)	C 0	2.90	(44,20)	C 0	2.70	(90,18)	C 0	2.60	(338,11)	C 0
4	3.20	(44,19)	C 0	3.20	(347, 8)	C 0	2.90	(44,20)	C 0	2.70	(90,18)	C 0	2.70	(115,20)	C 0
5	3.20	(44,19)	C 0	3.20	(347, 8)	C 0	3.00	(44,20)	C 0	2.70	(90,18)	C 0	2.60	(115,20)	C 0
6	3.20	(44,19)	C 0	3.20	(347, 8)	C 0	3.00	(44,20)	C 0	2.80	(115,20)	C 0	2.70	(90,18)	C 0
7	3.30	(44,19)	C 0	3.10	(347, 8)	C 0	2.90	(44,20)	C 0	2.80	(115,20)	C 0	2.60	(23,17)	C 0
8	3.40	(44,19)	C 0	3.20	(347, 8)	C 0	3.10	(44,20)	C 0	2.80	(115,20)	C 0	2.70	(90,18)	C 0
9	3.30	(44,19)	C 0	3.10	(347, 8)	C 0	3.00	(44,20)	C 0	2.80	(115,20)	C 0	2.70	(90,18)	C 0
10	3.30	(44,19)	C 0	3.20	(44,20)	C 0	3.10	(347, 8)	C 0	2.80	(115,20)	C 0	2.70	(90,18)	C 0
11	3.40	(44,19)	C 0	3.10	(347, 8)	C 0	3.00	(44,20)	C 0	2.80	(261,20)	C 0	2.70	(115,20)	C 0
12	3.30	(44,19)	C 0	3.00	(44,20)	C 0	2.90	(347, 8)	C 0	2.80	(261,20)	C 0	2.70	(319, 9)	C 0
13	3.40	(44,19)	C 0	3.10	(347, 8)	C 0	2.90	(44,20)	C 0	2.80	(261,20)	C 0	2.70	(115,20)	C 0
14	3.30	(44,19)	C 0	3.00	(44,20)	C 0	3.00	(347, 8)	C 0	2.70	(115,20)	C 0	2.70	(261,20)	C 0
15	3.20	(44,19)	C 0	3.00	(347, 8)	C 0	2.90	(44,20)	C 0	2.80	(319, 9)	C 0	2.70	(261,20)	C 0
16	3.10	(44,19)	C 0	2.90	(44,20)	C 0	2.80	(319, 9)	C 0	2.80	(347, 8)	C 0	2.70	(261,20)	C 0
17	3.10	(44,19)	C 0	2.90	(44,20)	C 0	2.80	(319, 9)	C 0	2.80	(261,20)	C 0	2.80	(347, 8)	C 0
18	3.20	(44,19)	C 0	3.00	(319, 9)	C 0	2.90	(261,20)	C 0	2.90	(347, 8)	C 0	2.80	(44,20)	C 0
19	3.10	(319, 9)	C 0	3.00	(347, 8)	C 0	3.00	(44,19)	C 0	2.80	(44,20)	C 0	2.80	(261,20)	C 0
20	3.10	(44,19)	C 0	3.10	(319, 9)	C 0	2.80	(347, 8)	C 0	2.80	(44,20)	C 0	2.80	(261,20)	C 0
21	3.10	(44,19)	C 0	3.00	(319, 9)	C 0	2.90	(347, 8)	C 0	2.80	(44,20)	C 0	2.80	(261,20)	C 0
22	3.30	(44,19)	C 0	3.00	(319, 9)	C 0	2.90	(44,20)	C 0	2.90	(261,20)	C 0	2.90	(347, 8)	C 0
23	3.10	(44,19)	C 0	3.00	(319, 9)	C 0	2.90	(261,20)	C 0	2.90	(44,20)	C 0	2.80	(347, 8)	C 0
24	3.10	(319, 9)	C 0	3.10	(44,19)	C 0	2.90	(261,20)	C 0	2.80	(347, 8)	C 0	2.80	(44,20)	C 0
25	3.20	(44,19)	C 0	3.10	(319, 9)	C 0	2.90	(261,20)	C 0	2.90	(347, 8)	C 0	2.70	(90,18)	C 0
26	3.10	(44,19)	C 0	3.00	(319, 9)	C 0	2.80	(44,20)	C 0	2.80	(261,20)	C 0	2.70	(347, 8)	C 0
27	3.20	(44,19)	C 0	3.10	(319, 9)	C 0	2.90	(261,20)	C 0	2.80	(44,20)	C 0	2.70	(23,16)	C 0
28	3.10	(319, 9)	C 0	3.10	(44,19)	C 0	2.90	(261,20)	C 0	2.80	(44,20)	C 0	2.70	(23,16)	C 0
29	3.00	(319, 9)	C 0	2.90	(44,19)	C 0	2.90	(261,20)	C 0	2.70	(264,10)	C 0	2.70	(293,21)	C 0
30	3.10	(319, 9)	C 0	2.90	(261,20)	C 0	2.80	(44,19)	C 0	2.70	(23,16)	C 0	2.70	(264,10)	C 0
31	3.10	(319, 9)	C 0	2.90	(261,20)	C 0	2.80	(44,19)	C 0	2.80	(264,10)	C 0	2.70	(23,16)	C 0
32	3.00	(319, 9)	C 0	2.90	(44,19)	C 0	2.70	(261,20)	C 0	2.70	(264,10)	C 0	2.60	(44,20)	C 0
33	3.00	(44,19)	C 0	2.90	(319, 9)	C 0	2.70	(90,18)	C 0	2.70	(313,24)	C 0	2.70	(44,20)	C 0
34	3.40	(343,19)	C 0	3.30	(33,18)	C 0	3.30	(44,19)	C 0	3.20	(24,16)	C 0	3.10	(115,16)	C 0
35	3.80	(338,11)	C 0	3.60	(33,18)	C 0	3.50	(341, 8)	C 0	3.50	(343,19)	C 0	3.50	(24,16)	C 0
36	3.70	(105,10)	C 0	3.60	(338,11)	C 0	3.60	(348, 8)	C 0	3.50	(33,18)	C 0	3.50	(341, 8)	C 0
37	3.70	(23,17)	C 0	3.60	(228, 8)	C 0	3.60	(348, 8)	C 0	3.50	(261,20)	C 0	3.50	(357, 8)	C 0
38	3.80*	(23,17)	C 0	3.70*	(23,16)	C 0	3.70	(261,20)	C 0	3.70	(319, 9)	C 0	3.60	(228, 8)	C 0
39	3.60	(319, 9)	C 0	3.50	(261,20)	C 0	3.30	(23,17)	C 0	3.20	(293,21)	C 0	3.10	(23,16)	C 0
40	3.40	(319, 9)	C 0	3.20	(261,20)	C 0	2.90	(264,10)	C 0	2.90	(293,21)	C 0	2.70	(293,22)	C 0
41	3.20	(319, 9)	C 0	2.90	(264,10)	C 0	2.70	(261,20)	C 0	2.60	(259,23)	C 0	2.60	(293,21)	C 0
42	3.10	(319, 9)	C 0	2.70	(264,10)	C 0	2.40	(259,23)	C 0	2.40	(261,20)	C 0	2.30	(293,21)	C 0

JOB: HSS FDR Air Quality Build/No Jets

RUN: FDR DRIVE BET E 67TH-75TH STS/NO JETS

FIVE HIGHEST 1-HOUR END-TO-END AVERAGE CONCENTRATIONS IN PARTS PER MILLION
INCLUDING AMBIENT BACKGROUND CONCENTRATIONS.

Rcptr	Highest			Second Highest			Third Highest			Fourth Highest			Fifth Highest		
No.	Conc	Ending Day Hr	Calm	Conc	Ending Day Hr	Calm	Conc	Ending Day Hr	Calm	Conc	Ending Day Hr	Calm	Conc	Ending Day Hr	Calm
43	2.90	(319, 9)	C 0	2.30	(264,10)	C 0	2.20	(293,21)	C 0	2.10	(261,20)	C 0	2.00	(259,23)	C 0
44	2.60	(319, 9)	C 0	2.30	(264,10)	C 0	2.00	(261,20)	C 0	2.00	(293,21)	C 0	1.90	(275,20)	C 0
45	2.50	(319, 9)	C 0	2.20	(264,10)	C 0	2.00	(261,20)	C 0	1.80	(7,20)	C 0	1.80	(22,23)	C 0
46	2.30	(319, 9)	C 0	2.00	(264,10)	C 0	1.80	(22,23)	C 0	1.80	(261,20)	C 0	1.70	(259,23)	C 0
47	2.30	(319, 9)	C 0	1.90	(264,10)	C 0	1.80	(261,20)	C 0	1.70	(259,23)	C 0	1.70	(44,19)	C 0
48	2.30	(319, 9)	C 0	1.90	(264,10)	C 0	1.70	(259,23)	C 0	1.70	(293,21)	C 0	1.70	(44,19)	C 0
49	2.20	(319, 9)	C 0	1.90	(264,10)	C 0	1.70	(44,19)	C 0	1.70	(261,20)	C 0	1.60	(7,20)	C 0
50	2.10	(319, 9)	C 0	2.00	(264,10)	C 0	1.70	(44,19)	C 0	1.70	(261,20)	C 0	1.60	(7,20)	C 0
51	2.10	(319, 9)	C 0	1.80	(264,10)	C 0	1.60	(44,19)	C 0	1.60	(44,20)	C 0	1.60	(259,23)	C 0
52	2.00	(319, 9)	C 0	1.80	(264,10)	C 0	1.60	(44,19)	C 0	1.60	(293,21)	C 0	1.50	(7,20)	C 0
53	2.00	(319, 9)	C 0	1.80	(264,10)	C 0	1.60	(44,19)	C 0	1.50	(7,20)	C 0	1.50	(22,23)	C 0
54	2.00	(319, 9)	C 0	1.60	(44,19)	C 0	1.60	(261,20)	C 0	1.60	(264,10)	C 0	1.50	(22,23)	C 0
55	2.00	(319, 9)	C 0	1.70	(264,10)	C 0	1.50	(44,19)	C 0	1.50	(90,18)	C 0	1.50	(259,23)	C 0
56	2.00	(319, 9)	C 0	1.70	(264,10)	C 0	1.50	(259,23)	C 0	1.50	(261,20)	C 0	1.40	(22,23)	C 0
57	3.00	(44,19)	C 0	2.90	(347, 8)	C 0	2.70	(44,20)	C 0	2.50	(90,18)	C 0	2.50	(115,20)	C 0
58	2.80	(44,19)	C 0	2.70	(347, 8)	C 0	2.60	(44,20)	C 0	2.50	(115,20)	C 0	2.30	(90,18)	C 0
59	2.70	(44,19)	C 0	2.50	(44,20)	C 0	2.50	(347, 8)	C 0	2.30	(115,20)	C 0	2.20	(90,18)	C 0
60	2.70	(44,19)	C 0	2.40	(44,20)	C 0	2.40	(347, 8)	C 0	2.30	(115,20)	C 0	2.10	(90,18)	C 0

MAXIMUM 8-HOUR AVERAGED LINK CONTRIBUTIONS
IN PARTS PER MILLION (PPM)
INCLUDING AMBIENT BACKGROUND CONCENTRATIONS.

Rcptr No.	Total Conc	Ending Day Hr	Ambient Backgnd	Total Link		Link +1	Link +2	Link +3	Link +4	Link +5	Link +6	Link +7	Link +8	Link +9	Link +10
1	1.50	(235,24)	.00	1.50		.03	.97	.00	.00	.00	.00	.00	.00	.00	.00
				Links	10+	.45	.01	.00	.00	.00	.04	.00	.00	.00	.00
2	1.73	(338,13)	.00	1.73		.07	.99	.00	.00	.00	.00	.00	.00	.00	.00
				Links	10+	.50	.14	.00	.00	.00	.03	.00	.00	.00	.00
3	1.85	(23,20)	.00	1.85		.17	1.10	.00	.00	.00	.00	.00	.00	.00	.00
				Links	10+	.30	.27	.00	.00	.00	.02	.00	.00	.00	.00
4	2.00	(23,20)	.00	2.00		.10	1.25	.00	.00	.00	.00	.00	.00	.00	.00
				Links	10+	.45	.18	.00	.00	.00	.02	.00	.00	.00	.00
5	2.03	(23,20)	.00	2.03		.05	1.30	.00	.00	.00	.00	.00	.00	.00	.00
				Links	10+	.55	.12	.00	.00	.00	.02	.00	.00	.00	.00
6	2.13	(23,20)	.00	2.13		.05	1.33	.00	.00	.00	.00	.00	.00	.00	.00
				Links	10+	.63	.08	.00	.00	.00	.03	.00	.00	.00	.00
7	2.15	(23,20)	.00	2.15		.03	1.35	.00	.00	.00	.00	.00	.00	.00	.00
				Links	10+	.68	.05	.00	.00	.00	.03	.00	.00	.00	.00

JOB: HSS FDR Air Quality Build/No Jets

RUN: FDR DRIVE BET E 67TH-75TH STS/NO JETS

LINK CONTRIBUTION TABLES

MAXIMUM 8-HOUR AVERAGED LINK CONTRIBUTIONS
IN PARTS PER MILLION (PPM)
INCLUDING AMBIENT BACKGROUND CONCENTRATIONS.

Rcptr No.	Total Conc	Ending Day Hr	Ambient Backgnd	Total Link	Link +1	Link +2	Link +3	Link +4	Link +5	Link +6	Link +7	Link +8	Link +9	Link +10
8	2.17	(23,20)	.00	2.17	.02	1.37	.00	.00	.00	.00	.00	.00	.00	.00
				Links 10+	.70	.05	.00	.00	.00	.03	.00	.00	.00	.00
9	2.17	(23,20)	.00	2.17	.00	1.37	.00	.00	.00	.00	.00	.00	.00	.00
				Links 10+	.70	.05	.00	.00	.00	.05	.00	.00	.00	.00
10	2.23	(23,20)	.00	2.23	.00	1.38	.00	.00	.00	.00	.00	.00	.00	.00
				Links 10+	.75	.03	.00	.00	.00	.07	.00	.00	.00	.00
11	2.20	(23,20)	.00	2.20	.00	1.38	.00	.00	.00	.00	.00	.00	.00	.00
				Links 10+	.75	.00	.00	.00	.00	.07	.00	.00	.00	.00
12	2.22	(23,20)	.00	2.22	.00	1.38	.00	.00	.00	.00	.00	.00	.00	.00
				Links 10+	.75	.00	.00	.00	.00	.08	.00	.00	.00	.00
13	2.23	(23,20)	.00	2.23	.00	1.40	.00	.00	.00	.00	.00	.00	.00	.00
				Links 10+	.75	.00	.00	.00	.00	.08	.00	.00	.00	.00
14	2.23	(23,20)	.00	2.23	.00	1.40	.00	.00	.00	.00	.00	.00	.00	.00
				Links 10+	.75	.00	.00	.00	.00	.08	.00	.00	.00	.00
15	2.23	(23,20)	.00	2.23	.00	1.40	.00	.00	.00	.00	.00	.00	.00	.00
				Links 10+	.75	.00	.00	.00	.00	.08	.00	.00	.00	.00
16	2.23	(23,20)	.00	2.23	.00	1.40	.00	.00	.00	.00	.00	.00	.00	.00
				Links 10+	.75	.00	.00	.00	.00	.08	.00	.00	.00	.00
17	2.25	(23,20)	.00	2.25	.00	1.42	.00	.00	.00	.00	.00	.00	.00	.00
				Links 10+	.75	.00	.00	.00	.00	.08	.00	.00	.00	.00
18	2.27	(23,20)	.00	2.27	.00	1.42	.00	.00	.00	.00	.00	.00	.00	.00
				Links 10+	.77	.00	.00	.00	.00	.08	.00	.00	.00	.00
19	2.27	(23,20)	.00	2.27	.00	1.42	.00	.00	.00	.00	.00	.00	.00	.00
				Links 10+	.77	.00	.00	.00	.00	.08	.00	.00	.00	.00
20	2.27	(23,20)	.00	2.27	.00	1.42	.00	.00	.00	.00	.00	.00	.00	.00
				Links 10+	.77	.00	.00	.00	.00	.08	.00	.00	.00	.00
21	2.28	(23,20)	.00	2.28	.00	1.42	.00	.00	.00	.00	.00	.00	.00	.00
				Links 10+	.78	.00	.00	.00	.00	.08	.00	.00	.00	.00
22	2.28	(23,20)	.00	2.28	.00	1.42	.00	.00	.00	.00	.00	.00	.00	.00
				Links 10+	.78	.00	.00	.00	.00	.08	.00	.00	.00	.00
23	2.28	(23,20)	.00	2.28	.00	1.42	.00	.00	.00	.00	.00	.00	.00	.00
				Links 10+	.78	.00	.00	.00	.00	.08	.00	.00	.00	.00
24	2.28	(23,20)	.00	2.28	.00	1.42	.00	.00	.00	.00	.00	.00	.00	.00
				Links 10+	.78	.00	.00	.00	.00	.08	.00	.00	.00	.00
25	2.28	(23,20)	.00	2.28	.00	1.42	.00	.00	.00	.00	.00	.00	.00	.00
				Links 10+	.78	.00	.00	.00	.00	.08	.00	.00	.00	.00
26	2.28	(23,20)	.00	2.28	.00	1.42	.00	.00	.00	.00	.00	.00	.00	.00
				Links 10+	.78	.00	.00	.00	.00	.08	.00	.00	.00	.00

DATE : 7/18/ 8
TIME : 9: 1:56

JOB: HSS FDR Air Quality Build/No Jets

RUN: FDR DRIVE BET E 67TH-75TH STS/NO JETS

LINK CONTRIBUTION TABLES

MAXIMUM 8-HOUR AVERAGED LINK CONTRIBUTIONS
IN PARTS PER MILLION (PPM)
INCLUDING AMBIENT BACKGROUND CONCENTRATIONS.

Rcptr No.	Total Conc	Ending Day Hr	Ambient Backgnd	Total Link	Link +1	Link +2	Link +3	Link +4	Link +5	Link +6	Link +7	Link +8	Link +9	Link +10
27	2.30	(23,20)	.00	2.30	.00	1.42	.00	.00	.00	.00	.00	.00	.00	.00
				Links 10+	.80	.00	.00	.00	.00	.08	.00	.00	.00	.00
28	2.30	(23,20)	.00	2.30	.00	1.42	.00	.00	.00	.00	.00	.00	.00	.00
				Links 10+	.80	.00	.00	.00	.00	.08	.00	.00	.00	.00
29	2.27	(23,20)	.00	2.27	.00	1.42	.00	.00	.00	.00	.00	.00	.00	.00
				Links 10+	.77	.00	.00	.00	.00	.08	.00	.00	.00	.00
30	2.28	(23,20)	.00	2.28	.00	1.42	.00	.00	.00	.00	.00	.00	.00	.02
				Links 10+	.77	.00	.00	.00	.00	.08	.00	.00	.00	.00
31	2.25	(23,20)	.00	2.25	.00	1.38	.02	.00	.00	.00	.00	.00	.00	.02
				Links 10+	.75	.00	.00	.00	.00	.08	.00	.00	.00	.00
32	2.12	(23,20)	.00	2.12	.00	1.12	.18	.00	.00	.00	.00	.00	.02	.03
				Links 10+	.70	.00	.00	.00	.00	.07	.00	.00	.00	.00
33	1.80	(23,20)	.00	1.80	.00	.57	.45	.02	.00	.00	.00	.00	.05	.07
				Links 10+	.58	.00	.00	.00	.00	.07	.00	.00	.00	.00
34	1.81	(314, 1)	.00	1.81	.00	.00	.01	1.16	.04	.00	.00	.06	.49	.00
				Links 10+	.00	.00	.00	.06	.00	.00	.00	.00	.00	.00
35	2.49	(338,13)	.00	2.49	.00	.01	.09	1.47	.01	.00	.00	.03	.63	.13
				Links 10+	.04	.00	.00	.07	.00	.00	.00	.00	.00	.00
36	2.68	(23,20)	.00	2.68	.00	.10	.12	1.67	.00	.00	.00	.00	.40	.17
				Links 10+	.22	.00	.00	.02	.00	.00	.00	.00	.00	.00
37	3.05	(23,20)	.00	3.05	.00	.08	.07	1.95	.00	.00	.00	.02	.63	.10
				Links 10+	.15	.00	.00	.05	.00	.00	.00	.00	.00	.00
38	3.10	(23,20)	.00	3.10	.00	.07	.05	1.90	.03	.00	.00	.03	.75	.08
				Links 10+	.12	.00	.00	.07	.00	.00	.00	.00	.00	.00
39	2.63	(23,20)	.00	2.63	.00	.05	.00	1.28	.25	.00	.00	.05	.77	.05
				Links 10+	.08	.00	.00	.10	.00	.00	.00	.00	.00	.00
40	2.13	(23,20)	.00	2.13	.00	.05	.00	.58	.53	.00	.00	.12	.67	.02
				Links 10+	.07	.00	.00	.10	.00	.00	.00	.00	.00	.00
41	1.73	(23,20)	.00	1.73	.00	.03	.00	.28	.63	.00	.00	.22	.45	.00
				Links 10+	.05	.00	.00	.07	.00	.00	.00	.00	.00	.00
42	1.57	(23,20)	.00	1.57	.00	.03	.00	.18	.63	.00	.00	.28	.30	.00
				Links 10+	.05	.00	.02	.07	.00	.00	.00	.00	.00	.00
43	1.47	(23,20)	.00	1.47	.00	.02	.00	.12	.68	.00	.00	.30	.20	.00
				Links 10+	.05	.00	.03	.07	.00	.00	.00	.00	.00	.00
44	1.33	(23,20)	.00	1.33	.00	.02	.00	.05	.70	.00	.00	.32	.15	.00
				Links 10+	.05	.00	.03	.02	.00	.00	.00	.00	.00	.00
45	1.30	(23,20)	.00	1.30	.00	.02	.00	.05	.70	.00	.00	.35	.08	.00
				Links 10+	.03	.00	.05	.02	.00	.00	.00	.00	.00	.00

JOB: HSS FDR Air Quality Build/No Jets

RUN: FDR DRIVE BET E 67TH-75TH STS/NO JETS

LINK CONTRIBUTION TABLES

MAXIMUM 8-HOUR AVERAGED LINK CONTRIBUTIONS
IN PARTS PER MILLION (PPM)
INCLUDING AMBIENT BACKGROUND CONCENTRATIONS.

Rcptr No.	Total Conc	Ending Day Hr	Ambient Backgnd	Total Link	Link +1	Link +2	Link +3	Link +4	Link +5	Link +6	Link +7	Link +8	Link +9	Link +10
46	1.25	(23,20)	.00	1.25	.00	.02	.00	.05	.70	.00	.00	.37	.05	.00
				Links 10+	.02	.00	.05	.00	.00	.00	.00	.00	.00	.00
47	1.25	(23,20)	.00	1.25	.00	.02	.00	.03	.70	.00	.00	.37	.05	.00
				Links 10+	.02	.00	.07	.00	.00	.00	.00	.00	.00	.00
48	1.25	(23,20)	.00	1.25	.00	.02	.00	.02	.70	.00	.00	.37	.05	.00
				Links 10+	.02	.00	.08	.00	.00	.00	.00	.00	.00	.00
49	1.25	(23,20)	.00	1.25	.00	.00	.00	.02	.70	.00	.00	.38	.05	.00
				Links 10+	.02	.00	.08	.00	.00	.00	.00	.00	.00	.00
50	1.27	(23,20)	.00	1.27	.00	.00	.00	.00	.73	.00	.00	.40	.03	.00
				Links 10+	.02	.00	.08	.00	.00	.00	.00	.00	.00	.00
51	1.23	(23,20)	.00	1.23	.00	.00	.00	.00	.72	.00	.00	.40	.02	.00
				Links 10+	.02	.00	.08	.00	.00	.00	.00	.00	.00	.00
52	1.20	(23,20)	.00	1.20	.00	.00	.00	.00	.72	.00	.00	.40	.00	.00
				Links 10+	.00	.00	.08	.00	.00	.00	.00	.00	.00	.00
53	1.20	(23,20)	.00	1.20	.00	.00	.00	.00	.72	.00	.00	.40	.00	.00
				Links 10+	.00	.00	.08	.00	.00	.00	.00	.00	.00	.00
54	1.25	(23,20)	.00	1.25	.00	.00	.00	.00	.75	.00	.02	.40	.00	.00
				Links 10+	.00	.00	.08	.00	.00	.00	.00	.00	.00	.00
55	1.22	(23,20)	.00	1.22	.00	.00	.00	.00	.73	.02	.02	.38	.00	.00
				Links 10+	.00	.00	.07	.00	.00	.00	.00	.00	.00	.00
56	1.17	(23,20)	.00	1.17	.00	.00	.00	.00	.65	.05	.03	.37	.00	.00
				Links 10+	.00	.00	.07	.00	.00	.00	.00	.00	.00	.00
57	1.33	(235,24)	.00	1.33	.18	.65	.00	.00	.00	.00	.00	.00	.00	.00
				Links 10+	.43	.04	.00	.00	.00	.04	.00	.00	.00	.00
58	1.24	(235,24)	.00	1.24	.31	.46	.00	.00	.00	.00	.00	.00	.00	.00
				Links 10+	.36	.06	.00	.00	.00	.04	.00	.00	.00	.00
59	1.12	(235,24)	.00	1.13	.35	.34	.00	.00	.00	.00	.00	.00	.00	.00
				Links 10+	.33	.09	.00	.00	.00	.03	.00	.00	.00	.00
60	1.08	(23,20)	.00	1.08	.70	.00	.00	.00	.00	.00	.00	.00	.00	.00
				Links 10+	.00	.38	.00	.00	.00	.00	.00	.00	.00	.00

DATE : 7/18/ 8
TIME : 9: 1:56

JOB: HSS FDR Air Quality Build/No Jets

RUN: FDR DRIVE BET E 67TH-75TH STS/NO JETS

LINK CONTRIBUTION TABLES

SECOND HIGHEST 8-HOUR AVERAGED LINK CONTRIBUTIONS
IN PARTS PER MILLION (PPM)
INCLUDING AMBIENT BACKGROUND CONCENTRATIONS.

Rcptr No.	Total Conc	Ending Day Hr	Ambient Backgnd	Total Link	Link +1	Link +2	Link +3	Link +4	Link +5	Link +6	Link +7	Link +8	Link +9	Link +10
1	1.44	(44,20)	.00	1.44	.01	.94	.00	.00	.00	.00	.00	.00	.00	.00
				Links 10+	.46	.00	.00	.00	.00	.03	.00	.00	.00	.00
2	1.53	(23,20)	.00	1.53	.37	.68	.00	.00	.00	.00	.00	.00	.00	.00
				Links 10+	.13	.35	.00	.00	.00	.00	.00	.00	.00	.00
3	1.81	(338,13)	.00	1.81	.01	1.06	.00	.00	.00	.00	.00	.00	.00	.00
				Links 10+	.64	.06	.00	.00	.00	.04	.00	.00	.00	.00
4	1.87	(338,13)	.00	1.87	.00	1.09	.00	.00	.00	.00	.00	.00	.00	.00
				Links 10+	.70	.03	.00	.00	.00	.06	.00	.00	.00	.00
5	1.89	(338,13)	.00	1.89	.00	1.07	.00	.00	.00	.00	.00	.00	.00	.00
				Links 10+	.73	.01	.00	.00	.00	.07	.00	.00	.00	.00
6	1.90	(338,13)	.00	1.90	.00	1.09	.00	.00	.00	.00	.00	.00	.00	.00
				Links 10+	.73	.00	.00	.00	.00	.09	.00	.00	.00	.00
7	1.87	(338,13)	.00	1.87	.00	1.07	.00	.00	.00	.00	.00	.00	.00	.00
				Links 10+	.73	.00	.00	.00	.00	.07	.00	.00	.00	.00
8	1.91	(338,13)	.00	1.91	.00	1.10	.00	.00	.00	.00	.00	.00	.00	.00
				Links 10+	.74	.00	.00	.00	.00	.07	.00	.00	.00	.00
9	1.90	(338,13)	.00	1.90	.00	1.09	.00	.00	.00	.00	.00	.00	.00	.00
				Links 10+	.74	.00	.00	.00	.00	.07	.00	.00	.00	.00
10	1.91	(338,13)	.00	1.91	.00	1.10	.00	.00	.00	.00	.00	.00	.00	.00
				Links 10+	.74	.00	.00	.00	.00	.07	.00	.00	.00	.00
11	1.90	(338,13)	.00	1.90	.00	1.09	.00	.00	.00	.00	.00	.00	.00	.00
				Links 10+	.74	.00	.00	.00	.00	.07	.00	.00	.00	.00
12	1.89	(338,13)	.00	1.89	.00	1.07	.00	.00	.00	.00	.00	.00	.00	.00
				Links 10+	.74	.00	.00	.00	.00	.07	.00	.00	.00	.00
13	1.90	(338,13)	.00	1.90	.00	1.09	.00	.00	.00	.00	.00	.00	.00	.00
				Links 10+	.74	.00	.00	.00	.00	.07	.00	.00	.00	.00
14	1.90	(338,13)	.00	1.90	.00	1.09	.00	.00	.00	.00	.00	.00	.00	.00
				Links 10+	.74	.00	.00	.00	.00	.07	.00	.00	.00	.00
15	1.89	(338,13)	.00	1.89	.00	1.07	.00	.00	.00	.00	.00	.00	.00	.00
				Links 10+	.74	.00	.00	.00	.00	.07	.00	.00	.00	.00
16	1.89	(338,13)	.00	1.89	.00	1.07	.00	.00	.00	.00	.00	.00	.00	.00
				Links 10+	.74	.00	.00	.00	.00	.07	.00	.00	.00	.00
17	1.90	(338,13)	.00	1.90	.00	1.09	.00	.00	.00	.00	.00	.00	.00	.00
				Links 10+	.74	.00	.00	.00	.00	.07	.00	.00	.00	.00
18	1.91	(338,13)	.00	1.91	.00	1.09	.00	.00	.00	.00	.00	.00	.00	.00
				Links 10+	.74	.00	.00	.00	.00	.09	.00	.00	.00	.00
19	1.90	(338,13)	.00	1.90	.00	1.09	.00	.00	.00	.00	.00	.00	.00	.00
				Links 10+	.74	.00	.00	.00	.00	.07	.00	.00	.00	.00

JOB: HSS FDR Air Quality Build/No Jets

RUN: FDR DRIVE BET E 67TH-75TH STS/NO JETS

LINK CONTRIBUTION TABLES

SECOND HIGHEST 8-HOUR AVERAGED LINK CONTRIBUTIONS
IN PARTS PER MILLION (PPM)
INCLUDING AMBIENT BACKGROUND CONCENTRATIONS.

Rcptr No.	Total Conc	Ending Day Hr	Ambient Backgnd	Total Link	Link +1	Link +2	Link +3	Link +4	Link +5	Link +6	Link +7	Link +8	Link +9	Link +10
20	1.90	(338,13)	.00	1.90	.00	1.09	.00	.00	.00	.00	.00	.00	.00	.00
				Links 10+	.74	.00	.00	.00	.00	.07	.00	.00	.00	.00
21	1.89	(338,13)	.00	1.89	.00	1.07	.00	.00	.00	.00	.00	.00	.00	.00
				Links 10+	.74	.00	.00	.00	.00	.07	.00	.00	.00	.00
22	1.90	(338,13)	.00	1.90	.00	1.09	.00	.00	.00	.00	.00	.00	.00	.00
				Links 10+	.74	.00	.00	.00	.00	.07	.00	.00	.00	.00
23	1.89	(338,13)	.00	1.89	.00	1.07	.00	.00	.00	.00	.00	.00	.00	.00
				Links 10+	.74	.00	.00	.00	.00	.07	.00	.00	.00	.00
24	1.90	(338,13)	.00	1.90	.00	1.09	.00	.00	.00	.00	.00	.00	.00	.00
				Links 10+	.74	.00	.00	.00	.00	.07	.00	.00	.00	.00
25	1.89	(338,13)	.00	1.89	.00	1.07	.00	.00	.00	.00	.00	.00	.00	.00
				Links 10+	.74	.00	.00	.00	.00	.07	.00	.00	.00	.00
26	1.89	(338,13)	.00	1.89	.00	1.07	.00	.00	.00	.00	.00	.00	.01	.00
				Links 10+	.73	.00	.00	.00	.00	.07	.00	.00	.00	.00
27	1.90	(338,13)	.00	1.90	.00	1.09	.00	.00	.00	.00	.00	.00	.01	.00
				Links 10+	.71	.00	.00	.00	.00	.09	.00	.00	.00	.00
28	1.90	(338,13)	.00	1.90	.00	1.07	.00	.00	.00	.00	.00	.00	.01	.01
				Links 10+	.71	.00	.00	.00	.00	.09	.00	.00	.00	.00
29	1.87	(274,24)	.00	1.88	.00	1.21	.00	.00	.00	.00	.00	.00	.00	.00
				Links 10+	.59	.00	.00	.00	.00	.08	.00	.00	.00	.00
30	1.89	(274,24)	.00	1.89	.00	1.23	.00	.00	.00	.00	.00	.00	.00	.00
				Links 10+	.59	.00	.00	.00	.00	.08	.00	.00	.00	.00
31	1.89	(274,24)	.00	1.89	.00	1.23	.00	.00	.00	.00	.00	.00	.00	.00
				Links 10+	.60	.00	.00	.00	.00	.06	.00	.00	.00	.00
32	1.73	(274,24)	.00	1.73	.00	.99	.10	.00	.00	.00	.00	.00	.00	.03
				Links 10+	.55	.00	.00	.00	.00	.06	.00	.00	.00	.00
33	1.55	(258,23)	.00	1.55	.00	.39	.16	.41	.08	.01	.03	.08	.11	.00
				Links 10+	.25	.00	.00	.00	.00	.04	.00	.00	.00	.00
34	1.81	(331,13)	.00	1.81	.00	.00	.10	.92	.00	.00	.00	.00	.66	.03
				Links 10+	.00	.00	.00	.10	.00	.00	.00	.00	.00	.00
35	2.18	(23,20)	.00	2.18	.00	.17	.32	1.02	.00	.00	.00	.00	.17	.17
				Links 10+	.32	.00	.00	.02	.00	.02	.00	.00	.00	.00
36	2.61	(338,13)	.00	2.61	.00	.00	.01	1.59	.01	.00	.00	.03	.84	.04
				Links 10+	.01	.00	.00	.07	.00	.00	.00	.00	.00	.00
37	2.67	(338,13)	.00	2.67	.00	.00	.00	1.56	.04	.00	.00	.06	.87	.01
				Links 10+	.01	.00	.00	.11	.00	.00	.00	.00	.00	.00
38	2.54	(274,24)	.00	2.54	.00	.13	.05	1.54	.00	.00	.00	.01	.56	.04
				Links 10+	.14	.00	.00	.06	.00	.01	.00	.00	.00	.00

DATE : 7/18/ 8
TIME : 9: 1:56

JOB: HSS FDR Air Quality Build/No Jets

RUN: FDR DRIVE BET E 67TH-75TH STS/NO JETS

LINK CONTRIBUTION TABLES

SECOND HIGHEST 8-HOUR AVERAGED LINK CONTRIBUTIONS
IN PARTS PER MILLION (PPM)
INCLUDING AMBIENT BACKGROUND CONCENTRATIONS.

Rcptr No.	Total Conc	Ending Day Hr	Ambient Backgnd	Total Link	Link +1	Link +2	Link +3	Link +4	Link +5	Link +6	Link +7	Link +8	Link +9	Link +10
39	2.14	(274,24)	.00	2.14	.00	.11	.04	1.00	.20	.00	.00	.04	.51	.04
				Links 10+	.13	.00	.00	.06	.00	.01	.00	.00	.00	.00
40	1.73	(274,24)	.00	1.73	.00	.09	.03	.50	.39	.00	.00	.10	.41	.04
				Links 10+	.11	.00	.00	.05	.00	.01	.00	.00	.00	.00
41	1.52	(274,24)	.00	1.52	.00	.08	.00	.31	.49	.00	.00	.15	.31	.01
				Links 10+	.10	.00	.03	.05	.00	.00	.00	.00	.00	.00
42	1.31	(7,23)	.00	1.31	.00	.18	.01	.30	.39	.01	.01	.06	.18	.00
				Links 10+	.16	.00	.00	.01	.00	.00	.00	.00	.00	.00
43	1.24	(274,24)	.00	1.24	.00	.06	.00	.15	.54	.00	.00	.21	.16	.00
				Links 10+	.08	.00	.03	.01	.00	.00	.00	.00	.00	.00
44	1.18	(7,23)	.00	1.18	.00	.13	.00	.17	.44	.01	.01	.10	.15	.00
				Links 10+	.16	.00	.00	.00	.00	.00	.00	.00	.00	.00
45	1.14	(7,23)	.00	1.14	.00	.13	.00	.16	.48	.01	.01	.13	.10	.00
				Links 10+	.13	.00	.00	.00	.00	.00	.00	.00	.00	.00
46	1.13	(7,23)	.00	1.13	.00	.11	.00	.13	.50	.01	.03	.13	.10	.00
				Links 10+	.13	.00	.00	.00	.00	.00	.00	.00	.00	.00
47	1.10	(7,23)	.00	1.10	.00	.11	.00	.11	.49	.03	.03	.11	.10	.00
				Links 10+	.11	.00	.01	.00	.00	.00	.00	.00	.00	.00
48	1.11	(7,22)	.00	1.11	.00	.11	.00	.11	.48	.03	.03	.14	.10	.00
				Links 10+	.11	.00	.01	.00	.00	.00	.00	.00	.00	.00
49	1.06	(7,22)	.00	1.06	.00	.11	.00	.08	.48	.03	.03	.15	.08	.00
				Links 10+	.11	.00	.01	.00	.00	.00	.00	.00	.00	.00
50	1.09	(7,22)	.00	1.09	.00	.11	.00	.08	.52	.03	.03	.15	.05	.00
				Links 10+	.11	.00	.01	.00	.00	.00	.00	.00	.00	.00
51	1.06	(7,22)	.00	1.06	.00	.09	.00	.06	.51	.04	.03	.16	.05	.00
				Links 10+	.11	.00	.01	.00	.00	.00	.00	.00	.00	.00
52	1.05	(274,24)	.00	1.05	.00	.04	.00	.03	.61	.00	.00	.29	.03	.00
				Links 10+	.03	.00	.04	.00	.00	.00	.00	.00	.00	.00
53	1.02	(274,24)	.00	1.02	.00	.03	.00	.03	.60	.00	.00	.29	.03	.00
				Links 10+	.03	.00	.04	.00	.00	.00	.00	.00	.00	.00
54	1.05	(274,24)	.00	1.05	.00	.03	.00	.01	.64	.00	.00	.29	.03	.00
				Links 10+	.03	.00	.04	.00	.00	.00	.00	.00	.00	.00
55	1.04	(274,24)	.00	1.04	.00	.01	.00	.01	.64	.00	.00	.29	.03	.00
				Links 10+	.03	.00	.04	.00	.00	.00	.00	.00	.00	.00
56	1.00	(274,24)	.00	1.00	.00	.01	.00	.01	.59	.03	.01	.27	.03	.00
				Links 10+	.03	.00	.03	.00	.00	.00	.00	.00	.00	.00
57	1.24	(115,20)	.00	1.24	.15	.63	.00	.00	.00	.00	.00	.00	.00	.00
				Links 10+	.43	.00	.00	.00	.00	.04	.00	.00	.00	.00

JOB: HSS FDR Air Quality Build/No Jets

RUN: FDR DRIVE BET E 67TH-75TH STS/NO JETS

LINK CONTRIBUTION TABLES

SECOND HIGHEST 8-HOUR AVERAGED LINK CONTRIBUTIONS
IN PARTS PER MILLION (PPM)
INCLUDING AMBIENT BACKGROUND CONCENTRATIONS.

Rcptr No.	Total Conc	Ending Day Hr	Ambient Backgnd	Total Link	Link +1	Link +2	Link +3	Link +4	Link +5	Link +6	Link +7	Link +8	Link +9	Link +10
58	1.19	(330,22)	.00	1.19	.20	.61	.00	.00	.00	.00	.00	.00	.00	.00
			Links	10+	.35	.03	.00	.00	.00	.00	.00	.00	.00	.00
59	1.10	(23,20)	.00	1.10	.70	.00	.00	.00	.00	.00	.00	.00	.00	.00
			Links	10+	.00	.40	.00	.00	.00	.00	.00	.00	.00	.00
60	1.08	(235,24)	.00	1.08	.41	.26	.00	.00	.00	.00	.00	.00	.00	.00
			Links	10+	.26	.13	.00	.00	.00	.01	.00	.00	.00	.00

MAXIMUM 1-HOUR AVERAGED LINK CONTRIBUTIONS
IN PARTS PER MILLION (PPM)
INCLUDING AMBIENT BACKGROUND CONCENTRATIONS.

Rcptr No.	Total Conc	Ending Day Hr	Ambient Backgnd	Total Link	Link +1	Link +2	Link +3	Link +4	Link +5	Link +6	Link +7	Link +8	Link +9	Link +10
1	3.20	(44,19)	.00	3.20	.00	2.20	.00	.00	.00	.00	.00	.00	.00	.00
			Links	10+	.90	.00	.00	.00	.00	.10	.00	.00	.00	.00
2	3.10	(44,19)	.00	3.10	.00	2.10	.00	.00	.00	.00	.00	.00	.00	.00
			Links	10+	.90	.00	.00	.00	.00	.10	.00	.00	.00	.00
3	3.10	(44,19)	.00	3.10	.00	2.10	.00	.00	.00	.00	.00	.00	.00	.00
			Links	10+	.90	.00	.00	.00	.00	.10	.00	.00	.00	.00
4	3.20	(44,19)	.00	3.20	.00	2.20	.00	.00	.00	.00	.00	.00	.00	.00
			Links	10+	.90	.00	.00	.00	.00	.10	.00	.00	.00	.00
5	3.20	(44,19)	.00	3.20	.00	2.10	.00	.00	.00	.00	.00	.00	.10	.00
			Links	10+	.90	.00	.00	.00	.00	.10	.00	.00	.00	.00
6	3.20	(44,19)	.00	3.20	.00	2.10	.00	.00	.00	.00	.00	.00	.10	.00
			Links	10+	.90	.00	.00	.00	.00	.10	.00	.00	.00	.00
7	3.30	(44,19)	.00	3.30	.00	2.10	.00	.10	.00	.00	.00	.00	.10	.00
			Links	10+	.90	.00	.00	.00	.00	.10	.00	.00	.00	.00
8	3.40	(44,19)	.00	3.40	.00	2.10	.00	.10	.00	.00	.00	.10	.10	.00
			Links	10+	.90	.00	.00	.00	.00	.10	.00	.00	.00	.00
9	3.30	(44,19)	.00	3.30	.00	2.10	.00	.10	.00	.00	.00	.10	.10	.00
			Links	10+	.80	.00	.00	.00	.00	.10	.00	.00	.00	.00
10	3.30	(44,19)	.00	3.30	.00	2.10	.00	.10	.00	.00	.00	.10	.10	.00
			Links	10+	.80	.00	.00	.00	.00	.10	.00	.00	.00	.00
11	3.40	(44,19)	.00	3.40	.00	2.10	.00	.10	.10	.00	.00	.10	.10	.00
			Links	10+	.80	.00	.00	.00	.00	.10	.00	.00	.00	.00
12	3.30	(44,19)	.00	3.30	.00	2.00	.00	.10	.10	.00	.00	.10	.10	.00
			Links	10+	.80	.00	.00	.00	.00	.10	.00	.00	.00	.00

JOB: HSS FDR Air Quality Build/No Jets

RUN: FDR DRIVE BET E 67TH-75TH STS/NO JETS

LINK CONTRIBUTION TABLES

MAXIMUM 1-HOUR AVERAGED LINK CONTRIBUTIONS
IN PARTS PER MILLION (PPM)
INCLUDING AMBIENT BACKGROUND CONCENTRATIONS.

Rcptr No.	Total Conc	Ending Day Hr	Ambient Backgnd	Total Link	Link +1	Link +2	Link +3	Link +4	Link +5	Link +6	Link +7	Link +8	Link +9	Link +10
13	3.40	(44,19)	.00	3.40	.00	2.10	.00	.10	.10	.00	.00	.10	.10	.00
				Links 10+	.80	.00	.00	.00	.00	.10	.00	.00	.00	.00
14	3.30	(44,19)	.00	3.30	.00	2.00	.00	.10	.10	.00	.10	.10	.10	.00
				Links 10+	.80	.00	.00	.00	.00	.00	.00	.00	.00	.00
15	3.20	(44,19)	.00	3.20	.00	2.00	.00	.10	.10	.00	.10	.10	.10	.00
				Links 10+	.70	.00	.00	.00	.00	.00	.00	.00	.00	.00
16	3.10	(44,19)	.00	3.10	.00	1.90	.00	.10	.10	.00	.10	.10	.10	.00
				Links 10+	.70	.00	.00	.00	.00	.00	.00	.00	.00	.00
17	3.10	(44,19)	.00	3.10	.00	1.90	.00	.10	.10	.00	.10	.10	.10	.00
				Links 10+	.70	.00	.00	.00	.00	.00	.00	.00	.00	.00
18	3.20	(44,19)	.00	3.20	.00	2.00	.00	.10	.10	.00	.10	.10	.10	.00
				Links 10+	.70	.00	.00	.00	.00	.00	.00	.00	.00	.00
19	3.10	(319, 9)	.00	3.10	.10	2.00	.00	.00	.00	.00	.00	.00	.00	.00
				Links 10+	.80	.10	.00	.00	.00	.10	.00	.00	.00	.00
20	3.10	(44,19)	.00	3.10	.00	1.90	.00	.10	.10	.00	.10	.10	.20	.00
				Links 10+	.60	.00	.00	.00	.00	.00	.00	.00	.00	.00
21	3.10	(44,19)	.00	3.10	.00	1.80	.00	.20	.10	.00	.10	.10	.20	.10
				Links 10+	.50	.00	.00	.00	.00	.00	.00	.00	.00	.00
22	3.30	(44,19)	.00	3.30	.00	1.80	.10	.20	.10	.10	.10	.10	.20	.10
				Links 10+	.50	.00	.00	.00	.00	.00	.00	.00	.00	.00
23	3.10	(44,19)	.00	3.10	.00	1.70	.10	.20	.10	.10	.10	.10	.20	.10
				Links 10+	.40	.00	.00	.00	.00	.00	.00	.00	.00	.00
24	3.10	(319, 9)	.00	3.10	.00	2.00	.00	.00	.00	.00	.00	.00	.00	.00
				Links 10+	.90	.10	.00	.00	.00	.10	.00	.00	.00	.00
25	3.20	(44,19)	.00	3.20	.00	1.60	.10	.30	.10	.10	.10	.10	.30	.10
				Links 10+	.30	.00	.00	.10	.00	.00	.00	.00	.00	.00
26	3.10	(44,19)	.00	3.10	.00	1.50	.10	.30	.10	.10	.10	.20	.30	.10
				Links 10+	.20	.00	.00	.10	.00	.00	.00	.00	.00	.00
27	3.20	(44,19)	.00	3.20	.00	1.40	.10	.40	.20	.10	.10	.20	.30	.10
				Links 10+	.20	.00	.00	.10	.00	.00	.00	.00	.00	.00
28	3.10	(319, 9)	.00	3.10	.00	2.10	.00	.00	.00	.00	.00	.00	.00	.00
				Links 10+	.90	.00	.00	.00	.00	.10	.00	.00	.00	.00
29	3.00	(319, 9)	.00	3.00	.00	2.00	.00	.00	.00	.00	.00	.00	.00	.00
				Links 10+	.90	.00	.00	.00	.00	.10	.00	.00	.00	.00
30	3.10	(319, 9)	.00	3.10	.00	2.10	.00	.00	.00	.00	.00	.00	.00	.00
				Links 10+	.90	.00	.00	.00	.00	.10	.00	.00	.00	.00
31	3.10	(319, 9)	.00	3.10	.00	2.10	.00	.00	.00	.00	.00	.00	.00	.00
				Links 10+	.90	.00	.00	.00	.00	.10	.00	.00	.00	.00

JOB: HSS FDR Air Quality Build/No Jets

RUN: FDR DRIVE BET E 67TH-75TH STS/NO JETS

LINK CONTRIBUTION TABLES

MAXIMUM 1-HOUR AVERAGED LINK CONTRIBUTIONS
IN PARTS PER MILLION (PPM)
INCLUDING AMBIENT BACKGROUND CONCENTRATIONS.

Rcptr No.	Total Conc	Ending Day Hr	Ambient Backgnd	Total Link	Link +1	Link +2	Link +3	Link +4	Link +5	Link +6	Link +7	Link +8	Link +9	Link +10
32	3.00	(319, 9)	.00	3.00	.00	2.00	.00	.00	.00	.00	.00	.00	.00	.00
				Links 10+	.90	.00	.00	.00	.00	.10	.00	.00	.00	.00
33	3.00	(44,19)	.00	3.00	.00	.00	.20	1.60	.30	.10	.10	.30	.30	.00
				Links 10+	.00	.00	.10	.00	.00	.00	.00	.00	.00	.00
34	3.40	(343,19)	.00	3.40	.00	.00	.10	1.90	.00	.00	.00	.00	1.20	.00
				Links 10+	.00	.00	.00	.20	.00	.00	.00	.00	.00	.00
35	3.80	(338,11)	.00	3.80	.00	.00	.00	2.30	.00	.00	.00	.10	1.30	.00
				Links 10+	.00	.00	.00	.10	.00	.00	.00	.00	.00	.00
36	3.70	(105,10)	.00	3.70	.00	.00	.00	2.30	.00	.00	.00	.10	1.10	.10
				Links 10+	.00	.00	.00	.10	.00	.00	.00	.00	.00	.00
37	3.70	(23,17)	.00	3.70	.00	.00	.00	2.40	.00	.00	.00	.00	1.00	.10
				Links 10+	.10	.00	.00	.10	.00	.00	.00	.00	.00	.00
38	3.80	(23,17)	.00	3.80	.00	.00	.00	2.40	.00	.00	.00	.00	1.20	.10
				Links 10+	.00	.00	.00	.10	.00	.00	.00	.00	.00	.00
39	3.60	(319, 9)	.00	3.60	.00	.50	.10	1.80	.10	.00	.00	.00	.30	.10
				Links 10+	.60	.00	.00	.00	.00	.10	.00	.00	.00	.00
40	3.40	(319, 9)	.00	3.40	.00	.50	.10	1.40	.30	.00	.00	.00	.40	.10
				Links 10+	.50	.00	.00	.00	.00	.10	.00	.00	.00	.00
41	3.20	(319, 9)	.00	3.20	.00	.40	.10	1.00	.50	.00	.00	.00	.50	.10
				Links 10+	.50	.00	.00	.00	.00	.10	.00	.00	.00	.00
42	3.10	(319, 9)	.00	3.10	.00	.40	.10	.80	.60	.00	.00	.00	.50	.10
				Links 10+	.40	.00	.00	.10	.00	.10	.00	.00	.00	.00
43	2.90	(319, 9)	.00	2.90	.00	.30	.10	.60	.70	.00	.00	.10	.50	.10
				Links 10+	.40	.00	.00	.10	.00	.00	.00	.00	.00	.00
44	2.60	(319, 9)	.00	2.60	.00	.30	.00	.50	.70	.00	.00	.10	.40	.10
				Links 10+	.40	.00	.00	.10	.00	.00	.00	.00	.00	.00
45	2.50	(319, 9)	.00	2.50	.00	.30	.00	.40	.80	.00	.00	.20	.40	.00
				Links 10+	.30	.00	.00	.10	.00	.00	.00	.00	.00	.00
46	2.30	(319, 9)	.00	2.30	.00	.30	.00	.30	.80	.00	.00	.20	.30	.00
				Links 10+	.30	.00	.00	.10	.00	.00	.00	.00	.00	.00
47	2.30	(319, 9)	.00	2.30	.00	.20	.00	.30	.90	.00	.00	.20	.30	.00
				Links 10+	.30	.00	.00	.10	.00	.00	.00	.00	.00	.00
48	2.30	(319, 9)	.00	2.30	.00	.20	.00	.20	.90	.00	.00	.30	.30	.00
				Links 10+	.30	.00	.00	.10	.00	.00	.00	.00	.00	.00
49	2.20	(319, 9)	.00	2.20	.00	.20	.00	.20	.90	.00	.00	.30	.20	.00
				Links 10+	.30	.00	.00	.10	.00	.00	.00	.00	.00	.00
50	2.10	(319, 9)	.00	2.10	.00	.20	.00	.20	1.00	.00	.00	.30	.20	.00
				Links 10+	.20	.00	.00	.00	.00	.00	.00	.00	.00	.00

JOB: HSS FDR Air Quality Build/No Jets

RUN: FDR DRIVE BET E 67TH-75TH STS/NO JETS

LINK CONTRIBUTION TABLES

MAXIMUM 1-HOUR AVERAGED LINK CONTRIBUTIONS
IN PARTS PER MILLION (PPM)
INCLUDING AMBIENT BACKGROUND CONCENTRATIONS.

Rcptr No.	Total Conc	Ending Day Hr	Ambient Backgnd	Total Link	Link +1	Link +2	Link +3	Link +4	Link +5	Link +6	Link +7	Link +8	Link +9	Link +10
51	2.10	(319, 9)	.00	2.10	.00	.20	.00	.20	1.00	.00	.00	.30	.20	.00
			Links	10+	.20	.00	.00	.00	.00	.00	.00	.00	.00	.00
52	2.00	(319, 9)	.00	2.00	.00	.20	.00	.10	1.00	.00	.00	.30	.20	.00
			Links	10+	.20	.00	.00	.00	.00	.00	.00	.00	.00	.00
53	2.00	(319, 9)	.00	2.00	.00	.20	.00	.10	1.00	.00	.00	.40	.10	.00
			Links	10+	.20	.00	.00	.00	.00	.00	.00	.00	.00	.00
54	2.00	(319, 9)	.00	2.00	.00	.10	.00	.10	1.00	.00	.00	.40	.10	.00
			Links	10+	.20	.00	.10	.00	.00	.00	.00	.00	.00	.00
55	2.00	(319, 9)	.00	2.00	.00	.10	.00	.10	1.00	.00	.00	.40	.10	.00
			Links	10+	.20	.00	.10	.00	.00	.00	.00	.00	.00	.00
56	2.00	(319, 9)	.00	2.00	.00	.10	.00	.10	1.00	.00	.00	.40	.10	.00
			Links	10+	.20	.00	.10	.00	.00	.00	.00	.00	.00	.00
57	3.00	(44,19)	.00	3.00	.20	1.80	.00	.00	.00	.00	.00	.00	.00	.00
			Links	10+	.90	.00	.00	.00	.00	.10	.00	.00	.00	.00
58	2.80	(44,19)	.00	2.80	.40	1.40	.00	.00	.00	.00	.00	.00	.00	.00
			Links	10+	.90	.00	.00	.00	.00	.10	.00	.00	.00	.00
59	2.70	(44,19)	.00	2.70	.50	1.20	.00	.00	.00	.00	.00	.00	.00	.00
			Links	10+	.90	.00	.00	.00	.00	.10	.00	.00	.00	.00
60	2.70	(44,19)	.00	2.70	.60	1.00	.00	.00	.00	.00	.00	.00	.00	.00
			Links	10+	.90	.10	.00	.00	.00	.10	.00	.00	.00	.00

SECOND HIGHEST 1-HOUR AVERAGED LINK CONTRIBUTIONS
IN PARTS PER MILLION (PPM)
INCLUDING AMBIENT BACKGROUND CONCENTRATIONS.

Rcptr No.	Total Conc	Ending Day Hr	Ambient Backgnd	Total Link	Link +1	Link +2	Link +3	Link +4	Link +5	Link +6	Link +7	Link +8	Link +9	Link +10
1	3.20	(347, 8)	.00	3.20	.00	2.10	.00	.10	.00	.00	.00	.10	.10	.00
			Links	10+	.80	.00	.00	.00	.00	.00	.00	.00	.00	.00
2	3.10	(347, 8)	.00	3.10	.00	2.00	.00	.10	.00	.00	.00	.10	.10	.00
			Links	10+	.80	.00	.00	.00	.00	.00	.00	.00	.00	.00
3	3.10	(347, 8)	.00	3.10	.00	2.00	.00	.10	.00	.00	.00	.10	.10	.00
			Links	10+	.80	.00	.00	.00	.00	.00	.00	.00	.00	.00
4	3.20	(347, 8)	.00	3.20	.00	2.00	.00	.10	.10	.00	.00	.00	.10	.00
			Links	10+	.80	.00	.00	.00	.00	.00	.00	.00	.00	.00
5	3.20	(347, 8)	.00	3.20	.00	2.00	.00	.10	.10	.00	.10	.10	.10	.00
			Links	10+	.70	.00	.00	.00	.00	.00	.00	.00	.00	.00

JOB: HSS FDR Air Quality Build/No Jets

RUN: FDR DRIVE BET E 67TH-75TH STS/NO JETS

LINK CONTRIBUTION TABLES

SECOND HIGHEST 1-HOUR AVERAGED LINK CONTRIBUTIONS
IN PARTS PER MILLION (PPM)
INCLUDING AMBIENT BACKGROUND CONCENTRATIONS.

Rcptr No.	Total Conc	Ending Day Hr	Ambient Backgnd	Total Link	Link +1	Link +2	Link +3	Link +4	Link +5	Link +6	Link +7	Link +8	Link +9	Link +10
6	3.20	(347, 8)	.00	3.20	.00	2.00	.00	.10	.10	.00	.10	.10	.10	.00
			Links 10+		.70	.00	.00	.00	.00	.00	.00	.00	.00	.00
7	3.10	(347, 8)	.00	3.10	.00	1.90	.00	.10	.10	.00	.10	.10	.10	.00
			Links 10+		.70	.00	.00	.00	.00	.00	.00	.00	.00	.00
8	3.20	(347, 8)	.00	3.20	.00	2.00	.00	.10	.10	.00	.10	.10	.10	.00
			Links 10+		.70	.00	.00	.00	.00	.00	.00	.00	.00	.00
9	3.10	(347, 8)	.00	3.10	.00	1.90	.00	.10	.10	.00	.10	.10	.10	.00
			Links 10+		.70	.00	.00	.00	.00	.00	.00	.00	.00	.00
10	3.20	(44,20)	.00	3.20	.00	2.00	.00	.10	.10	.00	.00	.10	.10	.00
			Links 10+		.70	.00	.00	.00	.00	.10	.00	.00	.00	.00
11	3.10	(347, 8)	.00	3.10	.00	1.90	.00	.10	.10	.00	.10	.10	.10	.00
			Links 10+		.70	.00	.00	.00	.00	.00	.00	.00	.00	.00
12	3.00	(44,20)	.00	3.00	.00	1.90	.00	.10	.10	.00	.00	.10	.10	.00
			Links 10+		.70	.00	.00	.00	.00	.00	.00	.00	.00	.00
13	3.10	(347, 8)	.00	3.10	.00	1.90	.00	.10	.10	.10	.10	.10	.10	.00
			Links 10+		.60	.00	.00	.00	.00	.00	.00	.00	.00	.00
14	3.00	(44,20)	.00	3.00	.00	1.90	.00	.10	.10	.00	.10	.10	.10	.00
			Links 10+		.60	.00	.00	.00	.00	.00	.00	.00	.00	.00
15	3.00	(347, 8)	.00	3.00	.00	1.80	.00	.10	.10	.10	.10	.10	.10	.00
			Links 10+		.60	.00	.00	.00	.00	.00	.00	.00	.00	.00
16	2.90	(44,20)	.00	2.90	.00	1.80	.00	.10	.10	.00	.10	.10	.10	.00
			Links 10+		.60	.00	.00	.00	.00	.00	.00	.00	.00	.00
17	2.90	(44,20)	.00	2.90	.00	1.80	.00	.10	.10	.00	.10	.10	.10	.00
			Links 10+		.60	.00	.00	.00	.00	.00	.00	.00	.00	.00
18	3.00	(319, 9)	.00	3.00	.10	2.00	.00	.00	.00	.00	.00	.00	.00	.00
			Links 10+		.80	.10	.00	.00	.00	.00	.00	.00	.00	.00
19	3.00	(347, 8)	.00	3.00	.00	1.70	.00	.20	.10	.10	.10	.10	.20	.00
			Links 10+		.50	.00	.00	.00	.00	.00	.00	.00	.00	.00
20	3.10	(319, 9)	.00	3.10	.10	2.00	.00	.00	.00	.00	.00	.00	.00	.00
			Links 10+		.80	.10	.00	.00	.00	.10	.00	.00	.00	.00
21	3.00	(319, 9)	.00	3.00	.00	2.00	.00	.00	.00	.00	.00	.00	.00	.00
			Links 10+		.80	.10	.00	.00	.00	.10	.00	.00	.00	.00
22	3.00	(319, 9)	.00	3.00	.00	2.00	.00	.00	.00	.00	.00	.00	.00	.00
			Links 10+		.80	.10	.00	.00	.00	.10	.00	.00	.00	.00
23	3.00	(319, 9)	.00	3.00	.00	2.00	.00	.00	.00	.00	.00	.00	.00	.00
			Links 10+		.80	.10	.00	.00	.00	.10	.00	.00	.00	.00
24	3.10	(44,19)	.00	3.10	.00	1.70	.10	.20	.10	.10	.10	.10	.20	.10
			Links 10+		.40	.00	.00	.00	.00	.00	.00	.00	.00	.00

DATE : 7/18/ 8
TIME : 9: 1:56

JOB: HSS FDR Air Quality Build/No Jets

RUN: FDR DRIVE BET E 67TH-75TH STS/NO JETS

LINK CONTRIBUTION TABLES

SECOND HIGHEST 1-HOUR AVERAGED LINK CONTRIBUTIONS
IN PARTS PER MILLION (PPM)
INCLUDING AMBIENT BACKGROUND CONCENTRATIONS.

Rcptr No.	Total Conc	Ending Day Hr	Ambient Backgnd	Total Link	Link +1	Link +2	Link +3	Link +4	Link +5	Link +6	Link +7	Link +8	Link +9	Link +10
25	3.10	(319, 9)	.00	3.10	.00	2.00	.00	.00	.00	.00	.00	.00	.00	.00
			Links	10+	.90	.10	.00	.00	.00	.10	.00	.00	.00	.00
26	3.00	(319, 9)	.00	3.00	.00	2.00	.00	.00	.00	.00	.00	.00	.00	.00
			Links	10+	.90	.00	.00	.00	.00	.10	.00	.00	.00	.00
27	3.10	(319, 9)	.00	3.10	.00	2.10	.00	.00	.00	.00	.00	.00	.00	.00
			Links	10+	.90	.00	.00	.00	.00	.10	.00	.00	.00	.00
28	3.10	(44,19)	.00	3.10	.00	1.20	.20	.40	.20	.10	.10	.20	.40	.10
			Links	10+	.10	.00	.00	.10	.00	.00	.00	.00	.00	.00
29	2.90	(44,19)	.00	2.90	.00	.90	.20	.60	.20	.10	.10	.20	.40	.10
			Links	10+	.00	.00	.00	.10	.00	.00	.00	.00	.00	.00
30	2.90	(261,20)	.00	2.90	.00	1.90	.00	.00	.00	.00	.00	.00	.00	.00
			Links	10+	.90	.00	.00	.00	.00	.10	.00	.00	.00	.00
31	2.90	(261,20)	.00	2.90	.00	1.90	.00	.00	.00	.00	.00	.00	.00	.00
			Links	10+	.90	.00	.00	.00	.00	.10	.00	.00	.00	.00
32	2.90	(44,19)	.00	2.90	.00	.00	.40	1.20	.30	.10	.10	.30	.40	.00
			Links	10+	.00	.00	.10	.00	.00	.00	.00	.00	.00	.00
33	2.90	(319, 9)	.00	2.90	.00	1.60	.30	.00	.00	.00	.00	.00	.00	.00
			Links	10+	.90	.00	.00	.00	.00	.10	.00	.00	.00	.00
34	3.30	(33,18)	.00	3.30	.00	.00	.10	1.80	.00	.00	.00	.00	1.20	.00
			Links	10+	.00	.00	.00	.20	.00	.00	.00	.00	.00	.00
35	3.60	(33,18)	.00	3.60	.00	.00	.00	2.20	.00	.00	.00	.00	1.20	.00
			Links	10+	.00	.00	.00	.20	.00	.00	.00	.00	.00	.00
36	3.60	(338,11)	.00	3.60	.00	.00	.00	2.20	.00	.00	.00	.10	1.20	.00
			Links	10+	.00	.00	.00	.10	.00	.00	.00	.00	.00	.00
37	3.60	(228, 8)	.00	3.60	.00	.00	.00	2.10	.00	.00	.00	.00	1.30	.00
			Links	10+	.00	.00	.00	.20	.00	.00	.00	.00	.00	.00
38	3.70	(23,16)	.00	3.70	.00	.10	.10	2.30	.00	.00	.00	.00	.80	.10
			Links	10+	.20	.00	.00	.10	.00	.00	.00	.00	.00	.00
39	3.50	(261,20)	.00	3.50	.00	.20	.10	2.00	.10	.00	.00	.00	.70	.10
			Links	10+	.30	.00	.00	.00	.00	.00	.00	.00	.00	.00
40	3.20	(261,20)	.00	3.20	.00	.10	.10	1.30	.50	.00	.00	.00	.80	.10
			Links	10+	.20	.00	.00	.10	.00	.00	.00	.00	.00	.00
41	2.90	(264,10)	.00	2.90	.00	.40	.10	.90	.40	.00	.00	.00	.40	.10
			Links	10+	.50	.00	.00	.00	.00	.10	.00	.00	.00	.00
42	2.70	(264,10)	.00	2.70	.00	.30	.10	.70	.50	.00	.00	.00	.40	.10
			Links	10+	.50	.00	.00	.00	.00	.10	.00	.00	.00	.00
43	2.30	(264,10)	.00	2.30	.00	.30	.00	.50	.50	.00	.00	.10	.40	.10
			Links	10+	.40	.00	.00	.00	.00	.00	.00	.00	.00	.00

JOB: HSS FDR Air Quality Build/No Jets

RUN: FDR DRIVE BET E 67TH-75TH STS/NO JETS

LINK CONTRIBUTION TABLES

SECOND HIGHEST 1-HOUR AVERAGED LINK CONTRIBUTIONS
IN PARTS PER MILLION (PPM)
INCLUDING AMBIENT BACKGROUND CONCENTRATIONS.

Rcptr No.	Total Conc	Ending Day Hr	Ambient Backgnd	Total Link	Link +1	Link +2	Link +3	Link +4	Link +5	Link +6	Link +7	Link +8	Link +9	Link +10
44	2.30	(264,10)	.00	2.30	.00	.30	.00	.40	.60	.00	.00	.10	.40	.10
			Links 10+		.40	.00	.00	.00	.00	.00	.00	.00	.00	.00
45	2.20	(264,10)	.00	2.20	.00	.30	.00	.30	.70	.00	.00	.10	.40	.00
			Links 10+		.40	.00	.00	.00	.00	.00	.00	.00	.00	.00
46	2.00	(264,10)	.00	2.00	.00	.20	.00	.30	.70	.00	.00	.20	.30	.00
			Links 10+		.30	.00	.00	.00	.00	.00	.00	.00	.00	.00
47	1.90	(264,10)	.00	1.90	.00	.20	.00	.20	.70	.00	.00	.20	.30	.00
			Links 10+		.30	.00	.00	.00	.00	.00	.00	.00	.00	.00
48	1.90	(264,10)	.00	1.90	.00	.20	.00	.20	.70	.00	.00	.20	.30	.00
			Links 10+		.30	.00	.00	.00	.00	.00	.00	.00	.00	.00
49	1.90	(264,10)	.00	1.90	.00	.20	.00	.20	.70	.00	.00	.30	.20	.00
			Links 10+		.30	.00	.00	.00	.00	.00	.00	.00	.00	.00
50	2.00	(264,10)	.00	2.00	.00	.20	.00	.20	.80	.00	.00	.30	.20	.00
			Links 10+		.30	.00	.00	.00	.00	.00	.00	.00	.00	.00
51	1.80	(264,10)	.00	1.80	.00	.20	.00	.10	.80	.00	.00	.30	.20	.00
			Links 10+		.20	.00	.00	.00	.00	.00	.00	.00	.00	.00
52	1.80	(264,10)	.00	1.80	.00	.20	.00	.10	.80	.00	.00	.30	.20	.00
			Links 10+		.20	.00	.00	.00	.00	.00	.00	.00	.00	.00
53	1.80	(264,10)	.00	1.80	.00	.20	.00	.10	.80	.00	.00	.30	.20	.00
			Links 10+		.20	.00	.00	.00	.00	.00	.00	.00	.00	.00
54	1.60	(44,19)	.00	1.60	.00	.00	.00	.00	.40	.70	.50	.00	.00	.00
			Links 10+		.00	.00	.00	.00	.00	.00	.00	.00	.00	.00
55	1.70	(264,10)	.00	1.70	.00	.10	.00	.10	.80	.00	.00	.40	.10	.00
			Links 10+		.20	.00	.00	.00	.00	.00	.00	.00	.00	.00
56	1.70	(264,10)	.00	1.70	.00	.10	.00	.10	.80	.00	.00	.40	.10	.00
			Links 10+		.20	.00	.00	.00	.00	.00	.00	.00	.00	.00
57	2.90	(347, 8)	.00	2.90	.10	1.80	.00	.00	.00	.00	.00	.00	.10	.00
			Links 10+		.80	.00	.00	.00	.00	.10	.00	.00	.00	.00
58	2.70	(347, 8)	.00	2.70	.30	1.50	.00	.00	.00	.00	.00	.00	.00	.00
			Links 10+		.80	.00	.00	.00	.00	.10	.00	.00	.00	.00
59	2.50	(44,20)	.00	2.50	.50	1.10	.00	.00	.00	.00	.00	.00	.00	.00
			Links 10+		.80	.00	.00	.00	.00	.10	.00	.00	.00	.00
60	2.40	(44,20)	.00	2.40	.60	1.00	.00	.00	.00	.00	.00	.00	.00	.00
			Links 10+		.70	.00	.00	.00	.00	.10	.00	.00	.00	.00

JOB: HSS FDR Air Quality Build/No Jets

RUN: FDR DRIVE BET E 67TH-75TH STS/NO JETS

CALM DURATION FREQUENCY

Hours of Consecutive Calm Winds	Frequency of Occurrence	(Julian day/hour ending) of Significant Occurrences
1	74	(5, 5)(8, 2)(14,10)(22,15)(23,13)(23,20)(24, 6)(24, 9)(25, 3)(26,13) (29,11)(33, 2)(39,22)(40,15)(61, 8)(62,14)(72,16)(72,18)(72,24)(74,17) (75, 3)(76,14)(87,22)(90,12)(92, 4)(92,10)(95, 3)(99,10)(99,22)(100, 5) (106,12)(110,21)(111,21)(113, 4)(119,11)(119,14)(120, 4)(121,14)(122,10)(125,16) (129, 7)(130, 1)(132, 7)(162, 1)(163, 1)(166, 1)(176, 1)(188, 7)(190, 1)(212, 1) (217, 1)(217, 7)(223, 1)(225, 7)(228, 1)(228, 7)(235, 1)(238, 7)(246, 1)(252, 7) (286, 1)(292, 1)(312, 7)(314, 1)(338,13)(339, 7)(339,13)(341, 7)(344, 1)(344,13) (348, 7)(354, 1)(357, 7)(358, 7)
2	9	(14, 8)(25, 1)(61,23)(74,24)(98,24)(99, 8)(105, 2)(115,24)(123, 6)
4	3	(14,16)(31, 8)(55,18)
5	2	(67, 6)(105, 9)
10	1	(304,17)

Program terminated normally

JOB: HSS FDR Air Quality Build/No Jets RUN: FDR DRIVE BET E 67TH-75TH STS/NO JETS

General Information

Run start date: 1/ 1/ 2 Julian: 1
end date: 12/31/ 2 Julian: 365

A Tier 2 approach was used for input data preparation.

The MODE flag has been set to C for calculating CO averages.

Ambient background concentrations are included in the averages below.

Site & Meteorological Constants

VS = .0 CM/S VD = .0 CM/S Z0 = 175. CM ATIM = 60.

Met. Sfc. Sta. Id & Yr = 72503 2002
Upper Air Sta. Id & Yr = 94703 2002

CAUTION: The input years for the Run and Meteorological data differ. The respective values are: 2 and 2002.

Urban mixing heights were processed.

In 2002, Julian day 1 is a Tuesday.

The patterns from the input file have been assigned as follows:

Pattern # 1 is assigned to Monday.
Pattern # 1 is assigned to Tuesday.
Pattern # 1 is assigned to Wednesday.
Pattern # 1 is assigned to Thursday.
Pattern # 1 is assigned to Friday.
Pattern # 1 is assigned to Saturday.
Pattern # 1 is assigned to Sunday.

Link Data Constants - (Variable data in *.LNK file)

LINK DESCRIPTION	LINK COORDINATES (FT) X1	Y1	X2	Y2	LENGTH (FT)	BRG (DEG)	TYPE	H (FT)	W (FT)	NLANES
1. FDR N/B 67th-68th St*	-132.0	-225.0	15.0	-10.0	260.	34.	AG	.0	36.0	
2. FDR N/B 68th-71st St*	15.0	-10.0	438.0	608.0	749.	34.	AG	.0	36.0	
3. FDR N/B 71st St-Site*	438.0	608.0	472.0	657.0	60.	35.	AG	.0	36.0	
4. FDR N/B Site-itself *	472.0	657.0	530.0	743.0	104.	34.	AG	.0	36.0	
5. FDR N/B Site-73rd St*	530.0	743.0	773.0	1098.0	430.	34.	AG	.0	36.0	
6. FDR N/B 73rd-75th St*	773.0	1098.0	1056.0	1625.0	598.	28.	AG	.0	36.0	

JOB: HSS FDR Air Quality Build/No Jets

RUN: FDR DRIVE BET E 67TH-75TH STS/NO JETS

Link Data Constants - (Variable data in *.LNK file)

LINK DESCRIPTION	LINK COORDINATES (FT) X1	Y1	X2	Y2	LENGTH (FT)	BRG (DEG)	TYPE	H (FT)	W (FT)	NLANES
7. FDR S/B 75th-73rd St	743.0	1118.0	1026.0	1645.0	598.	28.	AG	.0	36.0	
8. FDR S/B 73rd St-Site	500.0	763.0	743.0	1118.0	430.	34.	AG	.0	36.0	
9. FDR S/B Site-itself	442.0	679.0	500.0	763.0	102.	35.	AG	.0	36.0	
10. FDR S/B Site-71st St	408.0	628.0	442.0	679.0	61.	34.	AG	.0	36.0	
11. FDR S/B 71st-68th St	-15.0	10.0	408.0	628.0	749.	34.	AG	.0	36.0	
12. FDR S/B 68th-67th St	-162.0	-205.0	-15.0	10.0	260.	34.	AG	.0	36.0	
13. FDR Service 73-Site	477.0	779.0	720.0	1134.0	430.	34.	AG	.0	32.0	
14. FDR Service Rd Site	419.0	695.0	477.0	779.0	102.	35.	AG	.0	32.0	
15. FDR Service Site-71	385.0	644.0	419.0	695.0	61.	34.	AG	.0	32.0	
16. FDR Service 68-71 St	-38.0	26.0	385.0	644.0	749.	34.	AG	.0	32.0	

Receptor Data

RECEPTOR	COORDINATES (FT) X	Y	Z
1. RECEPTOR 1	34.0	-23.0	6.0
2. RECEPTOR 2	48.0	-4.0	6.0
3. RECEPTOR 3	62.0	17.0	6.0
4. RECEPTOR 4	75.0	37.0	6.0
5. RECEPTOR 5	89.0	57.0	6.0
6. RECEPTOR 6	103.0	77.0	6.0
7. RECEPTOR 7	117.0	97.0	6.0
8. RECEPTOR 8	130.0	117.0	6.0
9. RECEPTOR 9	144.0	137.0	6.0
10. RECEPTOR 10	158.0	158.0	6.0
11. RECEPTOR 11	172.0	178.0	6.0
12. RECEPTOR 12	186.0	198.0	6.0
13. RECEPTOR 13	199.0	218.0	6.0
14. RECEPTOR 14	213.0	238.0	6.0
15. RECEPTOR 15	227.0	258.0	6.0
16. RECEPTOR 16	241.0	278.0	6.0
17. RECEPTOR 17	255.0	299.0	6.0
18. RECEPTOR 18	268.0	319.0	6.0
19. RECEPTOR 19	282.0	339.0	6.0
20. RECEPTOR 20	296.0	359.0	6.0
21. RECEPTOR 21	310.0	379.0	6.0
22. RECEPTOR 22	323.0	399.0	6.0
23. RECEPTOR 23	337.0	419.0	6.0
24. RECEPTOR 24	351.0	440.0	6.0

Receptor Data

RECEPTOR	COORDINATES (FT) X	Y	Z
25. RECEPTOR 25	365.0	460.0	6.0
26. RECEPTOR 26	379.0	480.0	6.0
27. RECEPTOR 27	392.0	500.0	6.0
28. RECEPTOR 28	406.0	520.0	6.0
29. RECEPTOR 29	420.0	540.0	6.0
30. RECEPTOR 30	434.0	561.0	6.0
31. RECEPTOR 31	447.0	581.0	6.0
32. RECEPTOR 32	461.0	601.0	6.0
33. RECEPTOR 33	475.0	621.0	6.0
34. RECEPTOR 34	489.0	641.0	6.0
35. RECEPTOR 35	503.0	661.0	6.0
36. RECEPTOR 36	516.0	681.0	6.0
37. RECEPTOR 37	530.0	702.0	6.0
38. RECEPTOR 38	544.0	722.0	6.0
39. RECEPTOR 39	558.0	742.0	6.0
40. RECEPTOR 40	571.0	762.0	6.0
41. RECEPTOR 41	585.0	782.0	6.0
42. RECEPTOR 42	599.0	802.0	6.0
43. RECEPTOR 43	613.0	822.0	6.0
44. RECEPTOR 44	627.0	843.0	6.0
45. RECEPTOR 45	640.0	863.0	6.0
46. RECEPTOR 46	654.0	883.0	6.0
47. RECEPTOR 47	668.0	903.0	6.0
48. RECEPTOR 48	682.0	923.0	6.0
49. RECEPTOR 49	696.0	943.0	6.0
50. RECEPTOR 50	709.0	964.0	6.0
51. RECEPTOR 51	723.0	984.0	6.0
52. RECEPTOR 52	737.0	1004.0	6.0
53. RECEPTOR 53	751.0	1024.0	6.0
54. RECEPTOR 54	764.0	1044.0	6.0
55. RECEPTOR 55	778.0	1064.0	6.0
56. RECEPTOR 56	792.0	1084.0	6.0
57. RECEPTOR 57	20.0	-44.0	6.0
58. RECEPTOR 58	6.0	-64.0	6.0
59. RECEPTOR 59	-7.0	-84.0	6.0
60. RECEPTOR 60	-21.0	-104.0	6.0

JOB: HSS FDR Air Quality Build/No Jets

RUN: FDR DRIVE BET E 67TH-75TH STS/NO JETS

Model Results

Remarks : In search of the wind direction corresponding to the maximum concentration, only the first direction, of the directions with the same maximum concentrations, is indicated as the maximum.

* MAXIMUM HOURLY CONCENTRATIONS WITH ANY AMBIENT BACKGROUND CONCENTRATIONS (BKG) ADDED (PPM)

	REC1	REC2	REC3	REC4	REC5	REC6	REC7	REC8	REC9	REC10
MAX+BKG	3.0	3.1	3.1	3.1	3.1	3.1	3.1	3.1	3.1	3.1
- BKG	.0	.0	.0	.0	.0	.0	.0	.0	.0	.0
MAX	3.0	3.1	3.1	3.1	3.1	3.1	3.1	3.1	3.1	3.1
WIND DIR	352	352	352	352	352	352	352	352	352	352
JULIAN	192	192	192	192	192	192	192	192	192	192
HOUR	16	16	16	16	16	16	16	16	16	16

	REC11	REC12	REC13	REC14	REC15	REC16	REC17	REC18	REC19	REC20
MAX+BKG	3.2	3.1	3.1	3.2	3.2	3.2	3.1	3.2	3.2	3.2
- BKG	.0	.0	.0	.0	.0	.0	.0	.0	.0	.0
MAX	3.2	3.1	3.1	3.2	3.2	3.2	3.1	3.2	3.2	3.2
WIND DIR	237	237	237	237	237	237	237	237	237	237
JULIAN	21	21	21	21	21	21	21	21	21	21
HOUR	8	8	8	8	8	8	8	8	8	8

	REC21	REC22	REC23	REC24	REC25	REC26	REC27	REC28	REC29	REC30
MAX+BKG	3.2	3.3	3.3	3.3	3.3	3.3	3.3	3.3	3.3	3.3
- BKG	.0	.0	.0	.0	.0	.0	.0	.0	.0	.0
MAX	3.2	3.3	3.3	3.3	3.3	3.3	3.3	3.3	3.3	3.3
WIND DIR	237	237	237	237	237	237	237	237	237	237
JULIAN	21	21	21	21	21	21	21	21	21	21
HOUR	8	8	8	8	8	8	8	8	8	8

	REC31	REC32	REC33	REC34	REC35	REC36	REC37	REC38	REC39	REC40
MAX+BKG	3.3	3.1	3.3	3.9	3.9	3.8	3.9	4.1	3.7	3.6
- BKG	.0	.0	.0	.0	.0	.0	.0	.0	.0	.0
MAX	3.3	3.1	3.3	3.9	3.9	3.8	3.9	4.1	3.7	3.6
WIND DIR	237	237	3	351	352	352	237	237	237	237
JULIAN	21	21	304	293	192	192	21	21	21	21
HOUR	8	8	18	18	16	16	8	8	8	8

JOB: HSS FDR Air Quality Build/No Jets

RUN: FDR DRIVE BET E 67TH-75TH STS/NO JETS

* MAXIMUM HOURLY CONCENTRATIONS WITH ANY AMBIENT BACKGROUND CONCENTRATIONS (BKG) ADDED
(PPM)

	REC41	REC42	REC43	REC44	REC45	REC46	REC47	REC48	REC49	REC50
MAX+BKG	3.3	2.9	2.7	2.6	2.6	2.2	2.2	2.1	2.1	2.1
- BKG	.0	.0	.0	.0	.0	.0	.0	.0	.0	.0
MAX	3.3	2.9	2.7	2.6	2.6	2.2	2.2	2.1	2.1	2.1
WIND DIR	237	226	224	224	226	224	224	224	237	226
JULIAN	21	225	208	208	225	208	208	208	21	225
HOUR	8	7	20	20	7	20	20	20	8	7

	REC51	REC52	REC53	REC54	REC55	REC56	REC57	REC58	REC59	REC60
MAX+BKG	2.0	2.0	2.0	1.9	1.9	1.9	2.7	2.5	2.3	2.3
- BKG	.0	.0	.0	.0	.0	.0	.0	.0	.0	.0
MAX	2.0	2.0	2.0	1.9	1.9	1.9	2.7	2.5	2.3	2.3
WIND DIR	237	226	226	237	237	237	21	21	21	21
JULIAN	21	225	225	21	21	21	307	307	307	307
HOUR	8	7	7	8	8	8	21	21	21	21

THE HIGHEST CONCENTRATION OF 4.10 PPM OCCURRED AT RECEPTOR REC38.

==========
Output Section
==========

NOTES PERTAINING TO THE REPORT

1. THE HIGHEST AVERAGE IN EACH OF THE FIRST TWO COLUMNS OF EACH TABLE BELOW ARE SUFFIXED BY AN ASTERISK (*). FOR PM OUTPUT, THERE IS ONLY ONE COLUMN AND ASTERISK FOR THE ANNUAL AVERAGE/PERIOD OF CONCERN TABLE.

2. THE NUMBERS IN PARENTHESES ARE THE JULIAN DAY AND ENDING HOUR FOR THE PRECEDING AVERAGE.

3. THE NUMBER OF CALM HOURS USED IN PRODUCING EACH AVERAGE ARE PREFIXED BY A C.

PRIMARY AVERAGES.

MAXIMUM 8-HOUR RUNNING NONOVERLAPPING AVERAGE CONCENTRATIONS
IN PARTS PER MILLION (PPM),
INCLUDING AMBIENT BACKGROUND CONCENTRATIONS.

Receptor Number	Highest Conc	Ending Day Hr	Calm	Second highest Conc	Ending Day Hr	Calm
1	1.60	(304,19)	C 2	1.53	(267,23)	C 0
2	1.65	(304,19)	C 2	1.53	(297,15)	C 1
3	1.65	(304,19)	C 2	1.56	(297,15)	C 1
4	1.67	(304,19)	C 2	1.56	(297,15)	C 1
5	1.67	(304,19)	C 2	1.56	(297,15)	C 1
6	1.65	(304,19)	C 2	1.56	(297,15)	C 1
7	1.65	(304,19)	C 2	1.54	(297,15)	C 1
8	1.67	(304,19)	C 2	1.56	(297,15)	C 1
9	1.65	(304,19)	C 2	1.56	(297,15)	C 1
10	1.68	(304,19)	C 2	1.56	(297,15)	C 1
11	1.68	(304,19)	C 2	1.56	(297,15)	C 1
12	1.67	(304,21)	C 2	1.51	(297,15)	C 1
13	1.70	(304,21)	C 2	1.58	(352,24)	C 2
14	1.70	(304,21)	C 2	1.57	(352,24)	C 2
15	1.70	(304,21)	C 2	1.55	(352,24)	C 2
16	1.68	(304,21)	C 2	1.55	(352,24)	C 2
17	1.70	(304,21)	C 2	1.53	(352,24)	C 2
18	1.72	(304,21)	C 2	1.55	(352,24)	C 2
19	1.70	(304,21)	C 2	1.53	(352,24)	C 2
20	1.65	(304,21)	C 2	1.55	(352,24)	C 2
21	1.62	(304,21)	C 2	1.55	(352,24)	C 2
22	1.67	(304,21)	C 2	1.62	(352,24)	C 2
23	1.63	(304,21)	C 2	1.62	(352,24)	C 2
24	1.68	(304,21)	C 2	1.65	(352,24)	C 2

JOB: HSS FDR Air Quality Build/No Jets RUN: FDR DRIVE BET E 67TH-75TH STS/NO JETS

MAXIMUM 8-HOUR RUNNING NONOVERLAPPING AVERAGE CONCENTRATIONS
IN PARTS PER MILLION (PPM),
INCLUDING AMBIENT BACKGROUND CONCENTRATIONS.

Receptor Number	Highest Conc	Highest Ending Day Hr	Highest Calm	Second highest Conc	Second highest Ending Day Hr	Second highest Calm
25	1.65	(304,21)	C 2	1.65	(352,24)	C 2
26	1.65	(352,24)	C 2	1.58	(304,21)	C 2
27	1.68	(352,24)	C 2	1.67	(304,21)	C 2
28	1.68	(352,24)	C 2	1.63	(304,21)	C 2
29	1.67	(352,24)	C 2	1.63	(304,21)	C 2
30	1.65	(352,24)	C 2	1.60	(304,21)	C 2
31	1.62	(352,24)	C 2	1.55	(304,21)	C 2
32	1.53	(352,24)	C 2	1.52	(304,21)	C 2
33	1.72	(304,21)	C 2	1.51	(267,22)	C 0
34	2.05	(304,19)	C 2	1.93	(297,15)	C 1
35	2.20*	(297,15)	C 1	2.12*	(304,19)	C 2
36	2.13	(238,17)	C 2	2.10	(114,13)	C 1
37	2.13	(238,17)	C 2	2.04	(114,13)	C 1
38	1.93	(352,24)	C 2	1.85	(238,17)	C 2
39	1.67	(352,24)	C 2	1.66	(27,13)	C 0
40	1.62	(352,24)	C 2	1.54	(27,13)	C 0
41	1.43	(352,24)	C 2	1.42	(27,13)	C 0
42	1.32	(27,13)	C 0	1.27	(352,24)	C 2
43	1.20	(352,24)	C 2	1.19	(27,13)	C 0
44	1.18	(352,24)	C 2	1.16	(27,13)	C 0
45	1.17	(352,24)	C 2	1.08	(27,13)	C 0
46	1.10	(352,24)	C 2	1.06	(27,13)	C 0
47	1.03	(352,24)	C 2	.99	(27,13)	C 0
48	1.00	(352,24)	C 2	.96	(27,13)	C 0
49	.98	(352,24)	C 2	.95	(319,23)	C 0
50	1.05	(352,24)	C 2	1.01	(319,23)	C 0
51	1.03	(352,24)	C 2	.99	(319,23)	C 0
52	1.03	(352,24)	C 2	.97	(319,23)	C 0
53	1.05	(352,24)	C 2	.95	(304,21)	C 2
54	1.05	(352,24)	C 2	.97	(304,21)	C 2
55	1.05	(352,24)	C 2	.95	(304,21)	C 2
56	1.03	(352,24)	C 2	.89	(47,12)	C 1
57	1.41	(267,23)	C 0	1.40	(304,19)	C 2
58	1.33	(267,23)	C 0	1.30	(243, 1)	C 1
59	1.21	(267,23)	C 0	1.19	(243, 1)	C 1
60	1.16	(267,23)	C 0	1.14	(243, 1)	C 1

FIVE HIGHEST 1-HOUR END-TO-END AVERAGE CONCENTRATIONS IN PARTS PER MILLION
INCLUDING AMBIENT BACKGROUND CONCENTRATIONS.

Rcptr No.	Highest Conc	Highest Ending Day Hr	Highest Calm	Second Highest Conc	Second Highest Ending Day Hr	Second Highest Calm	Third Highest Conc	Third Highest Ending Day Hr	Third Highest Calm	Fourth Highest Conc	Fourth Highest Ending Day Hr	Fourth Highest Calm	Fifth Highest Conc	Fifth Highest Ending Day Hr	Fifth Highest Calm
1	3.00	(192,16)	C 0	3.00	(304,18)	C 0	2.90	(307,21)	C 0	2.70	(249,17)	C 0	2.70	(252, 8)	C 0

JOB: HSS FDR Air Quality Build/No Jets

RUN: FDR DRIVE BET E 67TH-75TH STS/NO JETS

FIVE HIGHEST 1-HOUR END-TO-END AVERAGE CONCENTRATIONS IN PARTS PER MILLION
INCLUDING AMBIENT BACKGROUND CONCENTRATIONS.

Rcptr	Highest Ending			Second Highest Ending			Third Highest Ending			Fourth Highest Ending			Fifth Highest Ending		
No.	Conc	Day Hr	Calm	Conc	Day Hr	Calm	Conc	Day Hr	Calm	Conc	Day Hr	Calm	Conc	Day Hr	Calm
2	3.10	(192,16)	C 0	3.00	(304,18)	C 0	2.80	(307,21)	C 0	2.70	(252, 8)	C 0	2.60	(249,17)	C 0
3	3.10	(192,16)	C 0	3.00	(304,18)	C 0	2.80	(307,21)	C 0	2.70	(252, 8)	C 0	2.70	(293,18)	C 0
4	3.10	(192,16)	C 0	3.00	(304,18)	C 0	2.80	(307,21)	C 0	2.80	(297,19)	C 0	2.70	(252, 8)	C 0
5	3.10	(192,16)	C 0	3.00	(304,18)	C 0	2.80	(307,21)	C 0	2.70	(252, 8)	C 0	2.70	(293,18)	C 0
6	3.10	(192,16)	C 0	3.00	(304,18)	C 0	2.70	(21, 8)	C 0	2.70	(252, 8)	C 0	2.70	(293,18)	C 0
7	3.10	(192,16)	C 0	3.00	(304,18)	C 0	2.70	(21, 8)	C 0	2.70	(252, 8)	C 0	2.70	(307,21)	C 0
8	3.10	(192,16)	C 0	3.00	(304,18)	C 0	2.90	(21, 8)	C 0	2.70	(24,17)	C 0	2.70	(252, 8)	C 0
9	3.10	(192,16)	C 0	3.00	(21, 8)	C 0	3.00	(304,18)	C 0	2.70	(24,17)	C 0	2.70	(252, 8)	C 0
10	3.10	(192,16)	C 0	3.00	(304,18)	C 0	2.90	(21, 8)	C 0	2.70	(24,17)	C 0	2.70	(116,21)	C 0
11	3.20	(21, 8)	C 0	3.10	(192,16)	C 0	3.00	(304,18)	C 0	2.80	(307,21)	C 0	2.70	(24,17)	C 0
12	3.10	(21, 8)	C 0	3.00	(192,16)	C 0	3.00	(304,18)	C 0	2.70	(24,17)	C 0	2.70	(252, 8)	C 0
13	3.10	(21, 8)	C 0	3.10	(192,16)	C 0	3.00	(304,18)	C 0	2.90	(307,21)	C 0	2.70	(24,17)	C 0
14	3.20	(21, 8)	C 0	3.10	(192,16)	C 0	3.00	(304,18)	C 0	2.80	(307,21)	C 0	2.70	(24,17)	C 0
15	3.20	(21, 8)	C 0	3.00	(304,18)	C 0	2.90	(192,16)	C 0	2.70	(24,17)	C 0	2.70	(47,10)	C 0
16	3.20	(21, 8)	C 0	3.00	(304,18)	C 0	2.90	(192,16)	C 0	2.80	(307,21)	C 0	2.70	(47,10)	C 0
17	3.10	(21, 8)	C 0	3.00	(304,18)	C 0	2.90	(192,16)	C 0	2.80	(225, 7)	C 0	2.80	(47,10)	C 0
18	3.20	(21, 8)	C 0	3.00	(304,18)	C 0	2.90	(192,16)	C 0	2.90	(225, 7)	C 0	2.80	(47,10)	C 0
19	3.20	(21, 8)	C 0	3.00	(304,18)	C 0	3.00	(225, 7)	C 0	2.90	(192,16)	C 0	2.80	(208,20)	C 0
20	3.20	(21, 8)	C 0	3.00	(225, 7)	C 0	2.90	(192,16)	C 0	2.90	(304,18)	C 0	2.80	(208,20)	C 0
21	3.20	(21, 8)	C 0	2.90	(192,16)	C 0	2.90	(225, 7)	C 0	2.80	(47,10)	C 0	2.80	(208,20)	C 0
22	3.30	(21, 8)	C 0	3.10	(192,16)	C 0	3.00	(208,20)	C 0	3.00	(225, 7)	C 0	2.90	(304,18)	C 0
23	3.30	(21, 8)	C 0	3.10	(192,16)	C 0	3.00	(225, 7)	C 0	2.90	(208,20)	C 0	2.90	(304,18)	C 0
24	3.30	(21, 8)	C 0	3.00	(192,16)	C 0	3.00	(225, 7)	C 0	2.90	(208,20)	C 0	2.80	(47,10)	C 0
25	3.30	(21, 8)	C 0	3.00	(208,20)	C 0	3.00	(225, 7)	C 0	2.90	(192,16)	C 0	2.80	(47,10)	C 0
26	3.30	(21, 8)	C 0	3.00	(208,20)	C 0	3.00	(225, 7)	C 0	2.80	(47,10)	C 0	2.80	(192,16)	C 0
27	3.30	(21, 8)	C 0	3.00	(225, 7)	C 0	2.90	(304,18)	C 0	2.90	(208,20)	C 0	2.80	(47,10)	C 0
28	3.30	(21, 8)	C 0	3.00	(225, 7)	C 0	2.90	(192,16)	C 0	2.90	(304,18)	C 0	2.90	(208,20)	C 0
29	3.30	(21, 8)	C 0	3.00	(225, 7)	C 0	3.00	(304,18)	C 0	2.90	(208,20)	C 0	2.80	(47,10)	C 0
30	3.30	(21, 8)	C 0	3.10	(225, 7)	C 0	3.00	(208,20)	C 0	2.80	(47,10)	C 0	2.80	(192,16)	C 0
31	3.30	(21, 8)	C 0	3.10	(225, 7)	C 0	3.00	(208,20)	C 0	2.90	(47,10)	C 0	2.80	(251,22)	C 0
32	3.10	(21, 8)	C 0	3.00	(225, 7)	C 0	2.90	(208,20)	C 0	2.70	(27, 8)	C 0	2.70	(47,10)	C 0
33	3.30	(304,18)	C 0	3.10	(252, 8)	C 0	3.00	(21, 8)	C 0	2.90	(293,18)	C 0	2.80	(192,16)	C 0
34	3.90	(293,18)	C 0	3.90*	(304,18)	C 0	3.70	(252, 8)	C 0	3.50	(192,16)	C 0	3.40	(328,20)	C 0
35	3.90	(192,16)	C 0	3.70	(252, 8)	C 0	3.70	(304,18)	C 0	3.60	(293,18)	C 0	3.60	(344,17)	C 0
36	3.80	(192,16)	C 0	3.60	(11, 8)	C 0	3.60	(293,18)	C 0	3.50	(344,17)	C 0	3.50	(352,17)	C 0
37	3.90	(21, 8)	C 0	3.70	(24,17)	C 0	3.60	(11, 8)	C 0	3.50	(225, 7)	C 0	3.40	(11, 9)	C 0
38	4.10*	(21, 8)	C 0	3.90	(24,17)	C 0	3.70	(225, 7)	C 0	3.50	(208,20)	C 0	3.30	(251,22)	C 0
39	3.70	(21, 8)	C 0	3.50	(208,20)	C 0	3.50	(225, 7)	C 0	3.40	(24,17)	C 0	3.30	(47,10)	C 0
40	3.60	(21, 8)	C 0	3.30	(208,20)	C 0	3.30	(225, 7)	C 0	3.10	(47,10)	C 0	2.90	(27, 8)	C 0
41	3.30	(21, 8)	C 0	3.10	(208,20)	C 0	3.10	(225, 7)	C 0	2.80	(27, 8)	C 0	2.70	(29, 8)	C 0
42	2.90	(225, 7)	C 0	2.80	(208,20)	C 0	2.70	(21, 8)	C 0	2.60	(47,10)	C 0	2.50	(29, 8)	C 0

JOB: HSS FDR Air Quality Build/No Jets

RUN: FDR DRIVE BET E 67TH-75TH STS/NO JETS

FIVE HIGHEST 1-HOUR END-TO-END AVERAGE CONCENTRATIONS IN PARTS PER MILLION
INCLUDING AMBIENT BACKGROUND CONCENTRATIONS.

Rcptr	Highest Ending			Second Highest Ending			Third Highest Ending			Fourth Highest Ending			Fifth Highest Ending		
No.	Conc	Day Hr	Calm	Conc	Day Hr	Calm	Conc	Day Hr	Calm	Conc	Day Hr	Calm	Conc	Day Hr	Calm
43	2.70	(208,20)	C 0	2.70	(225, 7)	C 0	2.60	(21, 8)	C 0	2.50	(47,10)	C 0	2.30	(27, 8)	C 0
44	2.60	(208,20)	C 0	2.40	(225, 7)	C 0	2.40	(21, 8)	C 0	2.20	(27, 8)	C 0	2.20	(353,18)	C 0
45	2.60	(225, 7)	C 0	2.30	(21, 8)	C 0	2.20	(208,20)	C 0	2.10	(47,10)	C 0	2.00	(27, 8)	C 0
46	2.20	(208,20)	C 0	2.20	(21, 8)	C 0	2.10	(225, 7)	C 0	2.00	(27, 8)	C 0	2.00	(47,10)	C 0
47	2.20	(208,20)	C 0	2.10	(21, 8)	C 0	2.10	(225, 7)	C 0	1.90	(47,10)	C 0	1.80	(29, 8)	C 0
48	2.10	(208,20)	C 0	2.10	(225, 7)	C 0	2.00	(21, 8)	C 0	1.80	(27, 8)	C 0	1.80	(29, 8)	C 0
49	2.10	(21, 8)	C 0	2.10	(225, 7)	C 0	2.00	(208,20)	C 0	1.70	(29, 8)	C 0	1.70	(60,23)	C 0
50	2.10	(225, 7)	C 0	2.00	(21, 8)	C 0	2.00	(208,20)	C 0	1.80	(29, 8)	C 0	1.80	(353,18)	C 0
51	2.00	(21, 8)	C 0	2.00	(208,20)	C 0	1.90	(225, 7)	C 0	1.80	(29, 8)	C 0	1.80	(47,10)	C 0
52	2.00	(225, 7)	C 0	1.90	(21, 8)	C 0	1.90	(208,20)	C 0	1.80	(47,10)	C 0	1.80	(304,18)	C 0
53	2.00	(225, 7)	C 0	1.90	(208,20)	C 0	1.80	(21, 8)	C 0	1.80	(47,10)	C 0	1.80	(304,18)	C 0
54	1.90	(21, 8)	C 0	1.90	(225, 7)	C 0	1.90	(208,20)	C 0	1.80	(304,18)	C 0	1.70	(27, 8)	C 0
55	1.90	(21, 8)	C 0	1.90	(225, 7)	C 0	1.90	(208,20)	C 0	1.80	(304,18)	C 0	1.70	(27, 8)	C 0
56	1.90	(21, 8)	C 0	1.90	(225, 7)	C 0	1.90	(208,20)	C 0	1.70	(353,18)	C 0	1.70	(27, 8)	C 0
57	2.70	(307,21)	C 0	2.70	(304,18)	C 0	2.60	(192,16)	C 0	2.40	(242,23)	C 0	2.40	(249,17)	C 0
58	2.50	(307,21)	C 0	2.50	(304,18)	C 0	2.40	(116,21)	C 0	2.20	(249,17)	C 0	2.10	(192,16)	C 0
59	2.30	(307,21)	C 0	2.20	(304,18)	C 0	2.20	(116,21)	C 0	2.10	(249,17)	C 0	2.00	(239, 7)	C 0
60	2.30	(307,21)	C 0	2.10	(116,21)	C 0	2.00	(297,19)	C 0	2.00	(304,18)	C 0	1.90	(242,23)	C 0

MAXIMUM 8-HOUR AVERAGED LINK CONTRIBUTIONS
IN PARTS PER MILLION (PPM)
INCLUDING AMBIENT BACKGROUND CONCENTRATIONS.

Rcptr No.	Total Conc	Ending Day Hr	Ambient Backgnd	Total Link		Link +1	Link +2	Link +3	Link +4	Link +5	Link +6	Link +7	Link +8	Link +9	Link +10
1	1.60	(304,19)	.00	1.60		.02	1.00	.00	.00	.00	.00	.00	.00	.00	.00
				Links	10+	.53	.02	.00	.00	.00	.03	.00	.00	.00	.00
2	1.65	(304,19)	.00	1.65		.00	1.05	.00	.00	.00	.00	.00	.00	.00	.00
				Links	10+	.57	.00	.00	.00	.00	.03	.00	.00	.00	.00
3	1.65	(304,19)	.00	1.65		.00	1.05	.00	.00	.00	.00	.00	.00	.00	.00
				Links	10+	.57	.00	.00	.00	.00	.03	.00	.00	.00	.00
4	1.67	(304,19)	.00	1.67		.00	1.07	.00	.00	.00	.00	.00	.00	.00	.00
				Links	10+	.57	.00	.00	.00	.00	.03	.00	.00	.00	.00
5	1.67	(304,19)	.00	1.67		.00	1.07	.00	.00	.00	.00	.00	.00	.00	.00
				Links	10+	.57	.00	.00	.00	.00	.03	.00	.00	.00	.00
6	1.65	(304,19)	.00	1.65		.00	1.05	.00	.00	.00	.00	.00	.00	.00	.00
				Links	10+	.57	.00	.00	.00	.00	.03	.00	.00	.00	.00
7	1.65	(304,19)	.00	1.65		.00	1.05	.00	.00	.00	.00	.00	.00	.00	.00
				Links	10+	.57	.00	.00	.00	.00	.03	.00	.00	.00	.00

JOB: HSS FDR Air Quality Build/No Jets

RUN: FDR DRIVE BET E 67TH-75TH STS/NO JETS

LINK CONTRIBUTION TABLES

MAXIMUM 8-HOUR AVERAGED LINK CONTRIBUTIONS
IN PARTS PER MILLION (PPM)
INCLUDING AMBIENT BACKGROUND CONCENTRATIONS.

Rcptr No.	Total Conc	Ending Day Hr	Ambient Backgnd	Total Link	Link +1	Link +2	Link +3	Link +4	Link +5	Link +6	Link +7	Link +8	Link +9	Link +10
8	1.67	(304,19)	.00	1.67	.00	1.07	.00	.00	.00	.00	.00	.00	.00	.00
			Links 10+		.57	.00	.00	.00	.00	.03	.00	.00	.00	.00
9	1.65	(304,19)	.00	1.65	.00	1.07	.00	.00	.00	.00	.00	.00	.00	.00
			Links 10+		.55	.00	.00	.00	.00	.03	.00	.00	.00	.00
10	1.68	(304,19)	.00	1.68	.00	1.07	.00	.02	.00	.00	.00	.00	.02	.00
			Links 10+		.55	.00	.00	.00	.00	.03	.00	.00	.00	.00
11	1.68	(304,19)	.00	1.68	.00	1.07	.00	.02	.00	.00	.00	.00	.02	.00
			Links 10+		.55	.00	.00	.00	.00	.03	.00	.00	.00	.00
12	1.67	(304,21)	.00	1.67	.02	1.08	.00	.02	.00	.00	.00	.00	.02	.00
			Links 10+		.48	.02	.00	.00	.00	.03	.00	.00	.00	.00
13	1.70	(304,21)	.00	1.70	.02	1.12	.00	.02	.00	.00	.00	.00	.02	.00
			Links 10+		.48	.02	.00	.00	.00	.03	.00	.00	.00	.00
14	1.70	(304,21)	.00	1.70	.02	1.10	.00	.02	.00	.00	.00	.02	.02	.00
			Links 10+		.48	.02	.00	.00	.00	.03	.00	.00	.00	.00
15	1.70	(304,21)	.00	1.70	.02	1.08	.00	.02	.02	.00	.00	.02	.02	.00
			Links 10+		.48	.02	.00	.00	.00	.03	.00	.00	.00	.00
16	1.68	(304,21)	.00	1.68	.02	1.08	.00	.02	.02	.00	.00	.02	.02	.00
			Links 10+		.47	.02	.00	.00	.00	.03	.00	.00	.00	.00
17	1.70	(304,21)	.00	1.70	.00	1.10	.00	.02	.02	.00	.00	.02	.02	.00
			Links 10+		.48	.02	.00	.00	.00	.03	.00	.00	.00	.00
18	1.72	(304,21)	.00	1.72	.00	1.12	.00	.02	.02	.00	.00	.02	.02	.00
			Links 10+		.48	.02	.00	.00	.00	.03	.00	.00	.00	.00
19	1.70	(304,21)	.00	1.70	.00	1.10	.00	.02	.02	.00	.00	.02	.02	.00
			Links 10+		.48	.02	.00	.00	.00	.03	.00	.00	.00	.00
20	1.65	(304,21)	.00	1.65	.00	1.08	.00	.02	.02	.00	.00	.02	.02	.00
			Links 10+		.47	.00	.00	.00	.00	.03	.00	.00	.00	.00
21	1.62	(304,21)	.00	1.62	.00	1.07	.00	.02	.02	.00	.00	.02	.02	.00
			Links 10+		.45	.00	.00	.00	.00	.03	.00	.00	.00	.00
22	1.67	(304,21)	.00	1.67	.00	1.10	.00	.02	.02	.00	.02	.02	.02	.00
			Links 10+		.45	.00	.00	.00	.00	.03	.00	.00	.00	.00
23	1.63	(304,21)	.00	1.63	.00	1.05	.00	.02	.02	.00	.02	.02	.03	.00
			Links 10+		.45	.00	.00	.00	.00	.03	.00	.00	.00	.00
24	1.68	(304,21)	.00	1.68	.00	1.08	.02	.03	.02	.00	.02	.02	.03	.00
			Links 10+		.43	.00	.00	.00	.00	.03	.00	.00	.00	.00
25	1.65	(304,21)	.00	1.65	.00	1.05	.02	.03	.02	.00	.02	.02	.05	.02
			Links 10+		.42	.00	.00	.00	.00	.02	.00	.00	.00	.00
26	1.65	(352,24)	.00	1.65	.00	1.12	.00	.00	.00	.00	.00	.00	.00	.00
			Links 10+		.48	.00	.00	.00	.00	.05	.00	.00	.00	.00

JOB: HSS FDR Air Quality Build/No Jets

RUN: FDR DRIVE BET E 67TH-75TH STS/NO JETS

LINK CONTRIBUTION TABLES

MAXIMUM 8-HOUR AVERAGED LINK CONTRIBUTIONS
IN PARTS PER MILLION (PPM)
INCLUDING AMBIENT BACKGROUND CONCENTRATIONS.

Rcptr No.	Total Conc	Ending Day Hr	Ambient Backgnd	Total Link	Link +1	Link +2	Link +3	Link +4	Link +5	Link +6	Link +7	Link +8	Link +9	Link +10
27	1.68	(352,24)	.00	1.68	.00	1.13	.00	.00	.00	.00	.00	.00	.00	.00
				Links 10+	.50	.00	.00	.00	.00	.05	.00	.00	.00	.00
28	1.68	(352,24)	.00	1.68	.00	1.13	.00	.00	.00	.00	.00	.00	.00	.00
				Links 10+	.50	.00	.00	.00	.00	.05	.00	.00	.00	.00
29	1.67	(352,24)	.00	1.67	.00	1.12	.00	.00	.00	.00	.00	.00	.00	.00
				Links 10+	.50	.00	.00	.00	.00	.05	.00	.00	.00	.00
30	1.65	(352,24)	.00	1.65	.00	1.12	.00	.00	.00	.00	.00	.00	.00	.02
				Links 10+	.48	.00	.00	.00	.00	.03	.00	.00	.00	.00
31	1.62	(352,24)	.00	1.62	.00	1.07	.03	.00	.00	.00	.00	.00	.00	.05
				Links 10+	.43	.00	.00	.00	.00	.03	.00	.00	.00	.00
32	1.53	(352,24)	.00	1.53	.00	.88	.12	.00	.00	.00	.00	.00	.03	.07
				Links 10+	.38	.00	.00	.02	.00	.03	.00	.00	.00	.00
33	1.72	(304,21)	.00	1.72	.00	.23	.23	.57	.05	.02	.02	.07	.37	.02
				Links 10+	.10	.00	.00	.03	.00	.02	.00	.00	.00	.00
34	2.05	(304,19)	.00	2.05	.00	.00	.07	1.22	.07	.02	.02	.08	.50	.02
				Links 10+	.00	.00	.02	.05	.00	.00	.00	.00	.00	.00
35	2.20	(297,15)	.00	2.20	.00	.00	.00	1.33	.06	.00	.00	.07	.66	.00
				Links 10+	.00	.00	.00	.09	.00	.00	.00	.00	.00	.00
36	2.13	(238,17)	.00	2.13	.00	.00	.00	1.32	.02	.00	.00	.03	.67	.02
				Links 10+	.00	.00	.00	.08	.00	.00	.00	.00	.00	.00
37	2.13	(238,17)	.00	2.13	.00	.00	.00	1.28	.05	.00	.00	.05	.67	.00
				Links 10+	.00	.00	.00	.08	.00	.00	.00	.00	.00	.00
38	1.93	(352,24)	.00	1.93	.00	.22	.07	1.05	.07	.00	.00	.07	.15	.05
				Links 10+	.23	.00	.02	.00	.00	.02	.00	.00	.00	.00
39	1.67	(352,24)	.00	1.67	.00	.20	.05	.78	.15	.00	.00	.07	.15	.05
				Links 10+	.20	.00	.02	.00	.00	.00	.00	.00	.00	.00
40	1.62	(352,24)	.00	1.62	.00	.17	.05	.60	.27	.00	.00	.07	.22	.02
				Links 10+	.20	.00	.02	.02	.00	.00	.00	.00	.00	.00
41	1.43	(352,24)	.00	1.43	.00	.15	.02	.42	.35	.00	.00	.08	.22	.00
				Links 10+	.17	.00	.02	.02	.00	.00	.00	.00	.00	.00
42	1.32	(27,13)	.00	1.32	.00	.14	.00	.31	.31	.00	.00	.08	.26	.03
				Links 10+	.18	.00	.00	.03	.00	.00	.00	.00	.00	.00
43	1.20	(352,24)	.00	1.20	.00	.12	.00	.22	.42	.00	.00	.12	.18	.00
				Links 10+	.12	.00	.02	.02	.00	.00	.00	.00	.00	.00
44	1.18	(352,24)	.00	1.18	.00	.12	.00	.18	.45	.00	.00	.13	.17	.00
				Links 10+	.12	.00	.02	.00	.00	.00	.00	.00	.00	.00
45	1.17	(352,24)	.00	1.17	.00	.12	.00	.15	.48	.00	.00	.15	.13	.00
				Links 10+	.12	.00	.02	.00	.00	.00	.00	.00	.00	.00

JOB: HSS FDR Air Quality Build/No Jets

RUN: FDR DRIVE BET E 67TH-75TH STS/NO JETS

LINK CONTRIBUTION TABLES

MAXIMUM 8-HOUR AVERAGED LINK CONTRIBUTIONS
IN PARTS PER MILLION (PPM)
INCLUDING AMBIENT BACKGROUND CONCENTRATIONS.

Rcptr No.	Total Conc	Ending Day Hr	Ambient Backgnd	Total Link	Link +1	Link +2	Link +3	Link +4	Link +5	Link +6	Link +7	Link +8	Link +9	Link +10
46	1.10	(352,24)	.00	1.10	.00	.08	.00	.12	.50	.00	.00	.15	.12	.00
				Links 10+	.12	.00	.02	.00	.00	.00	.00	.00	.00	.00
47	1.03	(352,24)	.00	1.03	.00	.07	.00	.10	.50	.00	.00	.17	.10	.00
				Links 10+	.08	.00	.02	.00	.00	.00	.00	.00	.00	.00
48	1.00	(352,24)	.00	1.00	.00	.07	.00	.07	.52	.00	.00	.18	.08	.00
				Links 10+	.07	.00	.02	.00	.00	.00	.00	.00	.00	.00
49	.98	(352,24)	.00	.98	.00	.07	.00	.07	.52	.00	.00	.18	.07	.00
				Links 10+	.07	.00	.02	.00	.00	.00	.00	.00	.00	.00
50	1.05	(352,24)	.00	1.05	.00	.07	.00	.07	.55	.00	.00	.22	.07	.00
				Links 10+	.07	.00	.02	.00	.00	.00	.00	.00	.00	.00
51	1.03	(352,24)	.00	1.03	.00	.07	.00	.07	.55	.00	.00	.22	.05	.00
				Links 10+	.07	.00	.02	.00	.00	.00	.00	.00	.00	.00
52	1.03	(352,24)	.00	1.03	.00	.07	.00	.07	.55	.00	.00	.22	.05	.00
				Links 10+	.07	.00	.02	.00	.00	.00	.00	.00	.00	.00
53	1.05	(352,24)	.00	1.05	.00	.07	.00	.05	.57	.00	.00	.23	.05	.00
				Links 10+	.07	.00	.02	.00	.00	.00	.00	.00	.00	.00
54	1.05	(352,24)	.00	1.05	.00	.07	.00	.05	.57	.00	.02	.23	.05	.00
				Links 10+	.07	.00	.00	.00	.00	.00	.00	.00	.00	.00
55	1.05	(352,24)	.00	1.05	.00	.07	.00	.05	.55	.02	.05	.20	.05	.00
				Links 10+	.07	.00	.00	.00	.00	.00	.00	.00	.00	.00
56	1.03	(352,24)	.00	1.03	.00	.07	.00	.03	.47	.10	.08	.17	.05	.00
				Links 10+	.07	.00	.00	.00	.00	.00	.00	.00	.00	.00
57	1.41	(267,23)	.00	1.41	.13	.81	.00	.00	.00	.00	.00	.00	.00	.00
				Links 10+	.46	.00	.00	.00	.00	.01	.00	.00	.00	.00
58	1.33	(267,23)	.00	1.33	.26	.60	.00	.00	.00	.00	.00	.00	.00	.00
				Links 10+	.43	.01	.00	.00	.00	.03	.00	.00	.00	.00
59	1.21	(267,23)	.00	1.21	.31	.45	.00	.00	.00	.00	.00	.00	.00	.00
				Links 10+	.39	.04	.00	.00	.00	.03	.00	.00	.00	.00
60	1.16	(267,23)	.00	1.16	.36	.36	.00	.00	.00	.00	.00	.00	.00	.00
				Links 10+	.35	.08	.00	.00	.00	.01	.00	.00	.00	.00

JOB: HSS FDR Air Quality Build/No Jets

RUN: FDR DRIVE BET E 67TH-75TH STS/NO JETS

LINK CONTRIBUTION TABLES

SECOND HIGHEST 8-HOUR AVERAGED LINK CONTRIBUTIONS
IN PARTS PER MILLION (PPM)
INCLUDING AMBIENT BACKGROUND CONCENTRATIONS.

Rcptr No.	Total Conc	Ending Day Hr	Ambient Backgnd	Total Link	Link +1	Link +2	Link +3	Link +4	Link +5	Link +6	Link +7	Link +8	Link +9	Link +10
1	1.53	(267,23)	.00	1.53	.00	1.05	.00	.00	.00	.00	.00	.00	.00	.00
			Links 10+		.46	.00	.00	.00	.00	.01	.00	.00	.00	.00
2	1.53	(297,15)	.00	1.53	.00	.93	.00	.00	.00	.00	.00	.00	.00	.00
			Links 10+		.57	.00	.00	.00	.00	.03	.00	.00	.00	.00
3	1.56	(297,15)	.00	1.56	.00	.93	.00	.00	.00	.00	.00	.00	.00	.00
			Links 10+		.59	.00	.00	.00	.00	.04	.00	.00	.00	.00
4	1.56	(297,15)	.00	1.56	.00	.93	.00	.00	.00	.00	.00	.00	.00	.00
			Links 10+		.59	.00	.00	.00	.00	.04	.00	.00	.00	.00
5	1.56	(297,15)	.00	1.56	.00	.93	.00	.00	.00	.00	.00	.00	.00	.00
			Links 10+		.59	.00	.00	.00	.00	.04	.00	.00	.00	.00
6	1.56	(297,15)	.00	1.56	.00	.93	.00	.00	.00	.00	.00	.00	.00	.00
			Links 10+		.59	.00	.00	.00	.00	.04	.00	.00	.00	.00
7	1.54	(297,15)	.00	1.54	.00	.91	.00	.00	.00	.00	.00	.00	.00	.00
			Links 10+		.59	.00	.00	.00	.00	.04	.00	.00	.00	.00
8	1.56	(297,15)	.00	1.56	.00	.93	.00	.00	.00	.00	.00	.00	.00	.00
			Links 10+		.59	.00	.00	.00	.00	.04	.00	.00	.00	.00
9	1.56	(297,15)	.00	1.56	.00	.93	.00	.00	.00	.00	.00	.00	.00	.00
			Links 10+		.59	.00	.00	.00	.00	.04	.00	.00	.00	.00
10	1.56	(297,15)	.00	1.56	.00	.93	.00	.00	.00	.00	.00	.00	.00	.00
			Links 10+		.59	.00	.00	.00	.00	.04	.00	.00	.00	.00
11	1.56	(297,15)	.00	1.56	.00	.93	.00	.00	.00	.00	.00	.00	.00	.00
			Links 10+		.59	.00	.00	.00	.00	.04	.00	.00	.00	.00
12	1.51	(297,15)	.00	1.51	.00	.91	.00	.00	.00	.00	.00	.00	.00	.00
			Links 10+		.56	.00	.00	.00	.00	.04	.00	.00	.00	.00
13	1.58	(352,24)	.00	1.58	.05	1.07	.00	.00	.00	.00	.00	.00	.00	.00
			Links 10+		.40	.05	.00	.00	.00	.02	.00	.00	.00	.00
14	1.57	(352,24)	.00	1.57	.03	1.07	.00	.00	.00	.00	.00	.00	.00	.00
			Links 10+		.40	.05	.00	.00	.00	.02	.00	.00	.00	.00
15	1.55	(352,24)	.00	1.55	.02	1.07	.00	.00	.00	.00	.00	.00	.00	.00
			Links 10+		.40	.05	.00	.00	.00	.02	.00	.00	.00	.00
16	1.55	(352,24)	.00	1.55	.00	1.07	.00	.00	.00	.00	.00	.00	.00	.00
			Links 10+		.42	.05	.00	.00	.00	.02	.00	.00	.00	.00
17	1.53	(352,24)	.00	1.53	.00	1.07	.00	.00	.00	.00	.00	.00	.00	.00
			Links 10+		.43	.02	.00	.00	.00	.02	.00	.00	.00	.00
18	1.55	(352,24)	.00	1.55	.00	1.08	.00	.00	.00	.00	.00	.00	.00	.00
			Links 10+		.45	.00	.00	.00	.00	.02	.00	.00	.00	.00
19	1.53	(352,24)	.00	1.53	.00	1.07	.00	.00	.00	.00	.00	.00	.00	.00
			Links 10+		.45	.00	.00	.00	.00	.02	.00	.00	.00	.00

JOB: HSS FDR Air Quality Build/No Jets

RUN: FDR DRIVE BET E 67TH-75TH STS/NO JETS

LINK CONTRIBUTION TABLES

SECOND HIGHEST 8-HOUR AVERAGED LINK CONTRIBUTIONS
IN PARTS PER MILLION (PPM)
INCLUDING AMBIENT BACKGROUND CONCENTRATIONS.

Rcptr No.	Total Conc	Ending Day Hr	Ambient Backgnd	Total Link	Link +1	Link +2	Link +3	Link +4	Link +5	Link +6	Link +7	Link +8	Link +9	Link +10
20	1.55	(352,24)	.00	1.55	.00	1.07	.00	.00	.00	.00	.00	.00	.00	.00
			Links 10+		.47	.00	.00	.00	.00	.02	.00	.00	.00	.00
21	1.55	(352,24)	.00	1.55	.00	1.07	.00	.00	.00	.00	.00	.00	.00	.00
			Links 10+		.47	.00	.00	.00	.00	.02	.00	.00	.00	.00
22	1.62	(352,24)	.00	1.62	.00	1.12	.00	.00	.00	.00	.00	.00	.00	.00
			Links 10+		.48	.00	.00	.00	.00	.02	.00	.00	.00	.00
23	1.62	(352,24)	.00	1.62	.00	1.12	.00	.00	.00	.00	.00	.00	.00	.00
			Links 10+		.48	.00	.00	.00	.00	.02	.00	.00	.00	.00
24	1.65	(352,24)	.00	1.65	.00	1.12	.00	.00	.00	.00	.00	.00	.00	.00
			Links 10+		.48	.00	.00	.00	.00	.05	.00	.00	.00	.00
25	1.65	(352,24)	.00	1.65	.00	1.12	.00	.00	.00	.00	.00	.00	.00	.00
			Links 10+		.48	.00	.00	.00	.00	.05	.00	.00	.00	.00
26	1.58	(304,21)	.00	1.58	.00	1.00	.02	.05	.02	.00	.02	.02	.05	.02
			Links 10+		.38	.00	.00	.00	.00	.02	.00	.00	.00	.00
27	1.67	(304,21)	.00	1.67	.00	1.02	.03	.07	.02	.02	.02	.02	.07	.02
			Links 10+		.37	.00	.00	.02	.00	.02	.00	.00	.00	.00
28	1.63	(304,21)	.00	1.63	.00	.97	.03	.07	.02	.02	.02	.02	.10	.03
			Links 10+		.33	.00	.00	.02	.00	.02	.00	.00	.00	.00
29	1.63	(304,21)	.00	1.63	.00	.92	.05	.10	.02	.02	.02	.03	.12	.07
			Links 10+		.27	.00	.00	.02	.00	.02	.00	.00	.00	.00
30	1.60	(304,21)	.00	1.60	.00	.78	.12	.15	.03	.02	.02	.03	.15	.08
			Links 10+		.18	.00	.00	.02	.00	.02	.00	.00	.00	.00
31	1.55	(304,21)	.00	1.55	.00	.55	.22	.18	.03	.02	.02	.05	.22	.10
			Links 10+		.12	.00	.00	.03	.00	.02	.00	.00	.00	.00
32	1.52	(304,21)	.00	1.52	.00	.27	.30	.32	.03	.02	.02	.05	.30	.07
			Links 10+		.10	.00	.00	.03	.00	.02	.00	.00	.00	.00
33	1.51	(267,22)	.00	1.51	.00	.00	.18	.78	.11	.01	.03	.10	.29	.01
			Links 10+		.00	.00	.00	.01	.00	.00	.00	.00	.00	.00
34	1.93	(297,15)	.00	1.93	.00	.00	.13	.99	.04	.00	.00	.06	.59	.04
			Links 10+		.00	.00	.00	.09	.00	.00	.00	.00	.00	.00
35	2.12	(304,19)	.00	2.12	.00	.00	.00	1.35	.08	.02	.02	.12	.48	.00
			Links 10+		.00	.00	.02	.03	.00	.00	.00	.00	.00	.00
36	2.10	(114,13)	.00	2.10	.00	.00	.00	1.29	.01	.00	.00	.03	.66	.03
			Links 10+		.00	.00	.00	.09	.00	.00	.00	.00	.00	.00
37	2.04	(114,13)	.00	2.04	.00	.00	.00	1.26	.04	.00	.00	.06	.63	.00
			Links 10+		.00	.00	.00	.06	.00	.00	.00	.00	.00	.00
38	1.85	(238,17)	.00	1.85	.00	.00	.00	1.05	.10	.00	.00	.08	.55	.00
			Links 10+		.00	.00	.00	.07	.00	.00	.00	.00	.00	.00

JOB: HSS FDR Air Quality Build/No Jets

RUN: FDR DRIVE BET E 67TH-75TH STS/NO JETS

LINK CONTRIBUTION TABLES

SECOND HIGHEST 8-HOUR AVERAGED LINK CONTRIBUTIONS
IN PARTS PER MILLION (PPM)
INCLUDING AMBIENT BACKGROUND CONCENTRATIONS.

Rcptr No.	Total Conc	Ending Day Hr	Ambient Backgnd	Total Link	Link +1	Link +2	Link +3	Link +4	Link +5	Link +6	Link +7	Link +8	Link +9	Link +10
39	1.66	(27,13)	.00	1.66	.00	.20	.04	.85	.04	.00	.00	.00	.24	.04
			Links 10+		.25	.00	.00	.01	.00	.00	.00	.00	.00	.00
40	1.54	(27,13)	.00	1.54	.00	.16	.04	.60	.18	.00	.00	.01	.28	.04
			Links 10+		.23	.00	.00	.01	.00	.00	.00	.00	.00	.00
41	1.42	(27,13)	.00	1.43	.00	.15	.03	.44	.28	.00	.00	.01	.28	.03
			Links 10+		.21	.00	.00	.01	.00	.00	.00	.00	.00	.00
42	1.27	(352,24)	.00	1.27	.00	.13	.00	.30	.38	.00	.00	.08	.20	.00
			Links 10+		.13	.00	.02	.02	.00	.00	.00	.00	.00	.00
43	1.19	(27,13)	.00	1.19	.00	.14	.00	.24	.34	.00	.00	.08	.21	.01
			Links 10+		.14	.00	.00	.04	.00	.00	.00	.00	.00	.00
44	1.16	(27,13)	.00	1.16	.00	.11	.00	.21	.38	.00	.00	.10	.20	.00
			Links 10+		.14	.00	.00	.03	.00	.00	.00	.00	.00	.00
45	1.08	(27,13)	.00	1.07	.00	.10	.00	.13	.41	.00	.00	.13	.18	.00
			Links 10+		.11	.00	.00	.03	.00	.00	.00	.00	.00	.00
46	1.06	(27,13)	.00	1.06	.00	.09	.00	.11	.43	.00	.00	.14	.16	.00
			Links 10+		.11	.00	.00	.03	.00	.00	.00	.00	.00	.00
47	.99	(27,13)	.00	.99	.00	.08	.00	.11	.43	.00	.00	.14	.11	.00
			Links 10+		.11	.00	.00	.01	.00	.00	.00	.00	.00	.00
48	.96	(27,13)	.00	.96	.00	.08	.00	.09	.43	.00	.00	.16	.10	.00
			Links 10+		.11	.00	.00	.00	.00	.00	.00	.00	.00	.00
49	.95	(319,23)	.00	.95	.00	.13	.00	.10	.40	.00	.00	.10	.10	.00
			Links 10+		.13	.00	.00	.00	.00	.00	.00	.00	.00	.00
50	1.01	(319,23)	.00	1.01	.00	.11	.00	.10	.46	.00	.00	.14	.10	.00
			Links 10+		.10	.00	.00	.00	.00	.00	.00	.00	.00	.00
51	.99	(319,23)	.00	.99	.00	.10	.00	.09	.46	.00	.00	.14	.10	.00
			Links 10+		.10	.00	.00	.00	.00	.00	.00	.00	.00	.00
52	.97	(319,23)	.00	.98	.00	.10	.00	.09	.46	.00	.00	.14	.09	.00
			Links 10+		.10	.00	.00	.00	.00	.00	.00	.00	.00	.00
53	.95	(304,21)	.00	.95	.00	.02	.00	.02	.47	.13	.15	.13	.02	.00
			Links 10+		.02	.00	.00	.00	.00	.00	.00	.00	.00	.00
54	.97	(304,21)	.00	.97	.00	.02	.00	.02	.43	.18	.18	.10	.02	.00
			Links 10+		.02	.00	.00	.00	.00	.00	.00	.00	.00	.00
55	.95	(304,21)	.00	.95	.00	.02	.00	.02	.33	.27	.23	.05	.02	.00
			Links 10+		.02	.00	.00	.00	.00	.00	.00	.00	.00	.00
56	.89	(47,12)	.00	.89	.00	.04	.00	.04	.46	.01	.00	.20	.04	.00
			Links 10+		.07	.00	.01	.00	.00	.00	.00	.00	.00	.00
57	1.40	(304,19)	.00	1.40	.28	.58	.00	.00	.00	.00	.00	.00	.00	.00
			Links 10+		.45	.07	.00	.00	.00	.02	.00	.00	.00	.00

JOB: HSS FDR Air Quality Build/No Jets

RUN: FDR DRIVE BET E 67TH-75TH STS/NO JETS

LINK CONTRIBUTION TABLES

SECOND HIGHEST 8-HOUR AVERAGED LINK CONTRIBUTIONS
IN PARTS PER MILLION (PPM)
INCLUDING AMBIENT BACKGROUND CONCENTRATIONS.

Rcptr No.	Total Conc	Ending Day Hr	Ambient Backgnd	Total Link	Link +1	Link +2	Link +3	Link +4	Link +5	Link +6	Link +7	Link +8	Link +9	Link +10
58	1.30	(243, 1)	.00	1.30	.20	.67	.00	.00	.00	.00	.00	.00	.00	.00
			Links	10+	.40	.00	.00	.00	.00	.03	.00	.00	.00	.00
59	1.19	(243, 1)	.00	1.19	.26	.53	.00	.00	.00	.00	.00	.00	.00	.00
			Links	10+	.37	.00	.00	.00	.00	.03	.00	.00	.00	.00
60	1.14	(243, 1)	.00	1.14	.31	.41	.00	.00	.00	.00	.00	.00	.00	.00
			Links	10+	.36	.03	.00	.00	.00	.03	.00	.00	.00	.00

MAXIMUM 1-HOUR AVERAGED LINK CONTRIBUTIONS
IN PARTS PER MILLION (PPM)
INCLUDING AMBIENT BACKGROUND CONCENTRATIONS.

Rcptr No.	Total Conc	Ending Day Hr	Ambient Backgnd	Total Link	Link +1	Link +2	Link +3	Link +4	Link +5	Link +6	Link +7	Link +8	Link +9	Link +10
1	3.00	(192,16)	.00	3.00	.20	1.70	.00	.00	.00	.00	.00	.00	.00	.00
			Links	10+	.90	.10	.00	.00	.00	.10	.00	.00	.00	.00
2	3.10	(192,16)	.00	3.10	.00	2.00	.00	.00	.00	.00	.00	.00	.00	.00
			Links	10+	1.00	.00	.00	.00	.00	.10	.00	.00	.00	.00
3	3.10	(192,16)	.00	3.10	.00	2.00	.00	.00	.00	.00	.00	.00	.00	.00
			Links	10+	1.00	.00	.00	.00	.00	.10	.00	.00	.00	.00
4	3.10	(192,16)	.00	3.10	.00	2.00	.00	.00	.00	.00	.00	.00	.00	.00
			Links	10+	1.00	.00	.00	.00	.00	.10	.00	.00	.00	.00
5	3.10	(192,16)	.00	3.10	.00	2.00	.00	.00	.00	.00	.00	.00	.00	.00
			Links	10+	1.00	.00	.00	.00	.00	.10	.00	.00	.00	.00
6	3.10	(192,16)	.00	3.10	.00	2.00	.00	.00	.00	.00	.00	.00	.00	.00
			Links	10+	1.00	.00	.00	.00	.00	.10	.00	.00	.00	.00
7	3.10	(192,16)	.00	3.10	.00	2.00	.00	.00	.00	.00	.00	.00	.00	.00
			Links	10+	1.00	.00	.00	.00	.00	.10	.00	.00	.00	.00
8	3.10	(192,16)	.00	3.10	.00	2.00	.00	.00	.00	.00	.00	.00	.00	.00
			Links	10+	1.00	.00	.00	.00	.00	.10	.00	.00	.00	.00
9	3.10	(192,16)	.00	3.10	.00	2.00	.00	.00	.00	.00	.00	.00	.00	.00
			Links	10+	1.00	.00	.00	.00	.00	.10	.00	.00	.00	.00
10	3.10	(192,16)	.00	3.10	.00	2.00	.00	.00	.00	.00	.00	.00	.00	.00
			Links	10+	1.00	.00	.00	.00	.00	.10	.00	.00	.00	.00
11	3.20	(21, 8)	.00	3.20	.10	2.00	.00	.00	.00	.00	.00	.00	.00	.00
			Links	10+	.90	.10	.00	.00	.00	.10	.00	.00	.00	.00
12	3.10	(21, 8)	.00	3.10	.00	2.00	.00	.00	.00	.00	.00	.00	.00	.00
			Links	10+	.90	.10	.00	.00	.00	.10	.00	.00	.00	.00

DATE : 7/18/ 8
TIME : 10:21:28

JOB: HSS FDR Air Quality Build/No Jets

RUN: FDR DRIVE BET E 67TH-75TH STS/NO JETS

LINK CONTRIBUTION TABLES

MAXIMUM 1-HOUR AVERAGED LINK CONTRIBUTIONS
IN PARTS PER MILLION (PPM)
INCLUDING AMBIENT BACKGROUND CONCENTRATIONS.

Rcptr No.	Total Conc	Ending Day Hr	Ambient Backgnd	Total Link	Link +1	Link +2	Link +3	Link +4	Link +5	Link +6	Link +7	Link +8	Link +9	Link +10
13	3.10	(21, 8)	.00	3.10	.00	2.00	.00	.00	.00	.00	.00	.00	.00	.00
				Links 10+	.90	.10	.00	.00	.00	.10	.00	.00	.00	.00
14	3.20	(21, 8)	.00	3.20	.00	2.00	.00	.00	.00	.00	.00	.00	.00	.00
				Links 10+	1.00	.10	.00	.00	.00	.10	.00	.00	.00	.00
15	3.20	(21, 8)	.00	3.20	.00	2.00	.00	.00	.00	.00	.00	.00	.00	.00
				Links 10+	1.00	.10	.00	.00	.00	.10	.00	.00	.00	.00
16	3.20	(21, 8)	.00	3.20	.00	2.00	.00	.00	.00	.00	.00	.00	.00	.00
				Links 10+	1.00	.10	.00	.00	.00	.10	.00	.00	.00	.00
17	3.10	(21, 8)	.00	3.10	.00	2.00	.00	.00	.00	.00	.00	.00	.00	.00
				Links 10+	1.00	.00	.00	.00	.00	.10	.00	.00	.00	.00
18	3.20	(21, 8)	.00	3.20	.00	2.10	.00	.00	.00	.00	.00	.00	.00	.00
				Links 10+	1.00	.00	.00	.00	.00	.10	.00	.00	.00	.00
19	3.20	(21, 8)	.00	3.20	.00	2.10	.00	.00	.00	.00	.00	.00	.00	.00
				Links 10+	1.00	.00	.00	.00	.00	.10	.00	.00	.00	.00
20	3.20	(21, 8)	.00	3.20	.00	2.00	.00	.00	.00	.00	.00	.00	.00	.00
				Links 10+	1.10	.00	.00	.00	.00	.10	.00	.00	.00	.00
21	3.20	(21, 8)	.00	3.20	.00	2.00	.00	.00	.00	.00	.00	.00	.00	.00
				Links 10+	1.10	.00	.00	.00	.00	.10	.00	.00	.00	.00
22	3.30	(21, 8)	.00	3.30	.00	2.10	.00	.00	.00	.00	.00	.00	.00	.00
				Links 10+	1.10	.00	.00	.00	.00	.10	.00	.00	.00	.00
23	3.30	(21, 8)	.00	3.30	.00	2.10	.00	.00	.00	.00	.00	.00	.00	.00
				Links 10+	1.10	.00	.00	.00	.00	.10	.00	.00	.00	.00
24	3.30	(21, 8)	.00	3.30	.00	2.10	.00	.00	.00	.00	.00	.00	.00	.00
				Links 10+	1.10	.00	.00	.00	.00	.10	.00	.00	.00	.00
25	3.30	(21, 8)	.00	3.30	.00	2.10	.00	.00	.00	.00	.00	.00	.00	.00
				Links 10+	1.10	.00	.00	.00	.00	.10	.00	.00	.00	.00
26	3.30	(21, 8)	.00	3.30	.00	2.10	.00	.00	.00	.00	.00	.00	.00	.00
				Links 10+	1.10	.00	.00	.00	.00	.10	.00	.00	.00	.00
27	3.30	(21, 8)	.00	3.30	.00	2.10	.00	.00	.00	.00	.00	.00	.00	.00
				Links 10+	1.10	.00	.00	.00	.00	.10	.00	.00	.00	.00
28	3.30	(21, 8)	.00	3.30	.00	2.10	.00	.00	.00	.00	.00	.00	.00	.00
				Links 10+	1.10	.00	.00	.00	.00	.10	.00	.00	.00	.00
29	3.30	(21, 8)	.00	3.30	.00	2.10	.00	.00	.00	.00	.00	.00	.00	.00
				Links 10+	1.10	.00	.00	.00	.00	.10	.00	.00	.00	.00
30	3.30	(21, 8)	.00	3.30	.00	2.10	.00	.00	.00	.00	.00	.00	.00	.00
				Links 10+	1.10	.00	.00	.00	.00	.10	.00	.00	.00	.00
31	3.30	(21, 8)	.00	3.30	.00	2.10	.00	.00	.00	.00	.00	.00	.00	.00
				Links 10+	1.10	.00	.00	.00	.00	.10	.00	.00	.00	.00

JOB: HSS FDR Air Quality Build/No Jets

RUN: FDR DRIVE BET E 67TH-75TH STS/NO JETS

LINK CONTRIBUTION TABLES

MAXIMUM 1-HOUR AVERAGED LINK CONTRIBUTIONS
IN PARTS PER MILLION (PPM)
INCLUDING AMBIENT BACKGROUND CONCENTRATIONS.

Rcptr No.	Total Conc	Ending Day Hr	Ambient Backgnd	Total Link	Link +1	Link +2	Link +3	Link +4	Link +5	Link +6	Link +7	Link +8	Link +9	Link +10
32	3.10	(21, 8)	.00	3.10	.00	1.90	.00	.00	.00	.00	.00	.00	.00	.00
				Links 10+	1.10	.00	.00	.00	.00	.10	.00	.00	.00	.00
33	3.30	(304,18)	.00	3.30	.00	.00	.40	1.50	.10	.00	.00	.20	1.00	.00
				Links 10+	.00	.00	.00	.10	.00	.00	.00	.00	.00	.00
34	3.90	(293,18)	.00	3.90	.00	.00	.10	2.30	.00	.00	.00	.10	1.20	.00
				Links 10+	.00	.00	.00	.20	.00	.00	.00	.00	.00	.00
35	3.90	(192,16)	.00	3.90	.00	.00	.00	2.50	.20	.00	.00	.20	.90	.00
				Links 10+	.00	.00	.00	.10	.00	.00	.00	.00	.00	.00
36	3.80	(192,16)	.00	3.80	.00	.00	.00	2.40	.30	.00	.00	.20	.80	.00
				Links 10+	.00	.00	.00	.10	.00	.00	.00	.00	.00	.00
37	3.90	(21, 8)	.00	3.90	.00	.40	.20	2.20	.00	.00	.00	.00	.20	.20
				Links 10+	.60	.00	.00	.00	.00	.10	.00	.00	.00	.00
38	4.10	(21, 8)	.00	4.10	.00	.30	.10	2.40	.00	.00	.00	.00	.50	.20
				Links 10+	.50	.00	.00	.00	.00	.10	.00	.00	.00	.00
39	3.70	(21, 8)	.00	3.70	.00	.20	.10	2.10	.10	.00	.00	.00	.70	.10
				Links 10+	.40	.00	.00	.00	.00	.00	.00	.00	.00	.00
40	3.60	(21, 8)	.00	3.60	.00	.20	.10	1.40	.50	.00	.00	.00	.90	.10
				Links 10+	.30	.00	.00	.10	.00	.00	.00	.00	.00	.00
41	3.30	(21, 8)	.00	3.30	.00	.20	.10	.90	.70	.00	.00	.10	.80	.10
				Links 10+	.30	.00	.00	.10	.00	.00	.00	.00	.00	.00
42	2.90	(225, 7)	.00	2.90	.00	.30	.10	.70	.60	.00	.00	.00	.50	.10
				Links 10+	.50	.00	.00	.00	.00	.10	.00	.00	.00	.00
43	2.70	(208,20)	.00	2.70	.00	.40	.10	.60	.60	.00	.00	.10	.40	.10
				Links 10+	.40	.00	.00	.00	.00	.00	.00	.00	.00	.00
44	2.60	(208,20)	.00	2.60	.00	.30	.10	.50	.70	.00	.00	.10	.40	.10
				Links 10+	.40	.00	.00	.00	.00	.00	.00	.00	.00	.00
45	2.60	(225, 7)	.00	2.60	.00	.30	.00	.40	.80	.00	.00	.20	.40	.10
				Links 10+	.40	.00	.00	.00	.00	.00	.00	.00	.00	.00
46	2.20	(208,20)	.00	2.20	.00	.30	.00	.30	.80	.00	.00	.20	.30	.00
				Links 10+	.30	.00	.00	.00	.00	.00	.00	.00	.00	.00
47	2.20	(208,20)	.00	2.20	.00	.30	.00	.30	.80	.00	.00	.20	.30	.00
				Links 10+	.30	.00	.00	.00	.00	.00	.00	.00	.00	.00
48	2.10	(208,20)	.00	2.10	.00	.30	.00	.20	.90	.00	.00	.20	.20	.00
				Links 10+	.30	.00	.00	.00	.00	.00	.00	.00	.00	.00
49	2.10	(21, 8)	.00	2.10	.00	.10	.00	.10	1.00	.00	.00	.50	.20	.00
				Links 10+	.10	.00	.10	.00	.00	.00	.00	.00	.00	.00
50	2.10	(225, 7)	.00	2.10	.00	.20	.00	.20	.90	.00	.00	.30	.20	.00
				Links 10+	.30	.00	.00	.00	.00	.00	.00	.00	.00	.00

JOB: HSS FDR Air Quality Build/No Jets

RUN: FDR DRIVE BET E 67TH-75TH STS/NO JETS

LINK CONTRIBUTION TABLES

MAXIMUM 1-HOUR AVERAGED LINK CONTRIBUTIONS
IN PARTS PER MILLION (PPM)
INCLUDING AMBIENT BACKGROUND CONCENTRATIONS.

Rcptr No.	Total Conc	Ending Day Hr	Ambient Backgnd	Total Link	Link +1	Link +2	Link +3	Link +4	Link +5	Link +6	Link +7	Link +8	Link +9	Link +10
51	2.00	(21, 8)	.00	2.00	.00	.10	.00	.10	1.00	.00	.00	.50	.10	.00
			Links	10+	.10	.00	.10	.00	.00	.00	.00	.00	.00	.00
52	2.00	(225, 7)	.00	2.00	.00	.20	.00	.10	.90	.00	.00	.40	.20	.00
			Links	10+	.20	.00	.00	.00	.00	.00	.00	.00	.00	.00
53	2.00	(225, 7)	.00	2.00	.00	.20	.00	.10	.90	.00	.00	.40	.20	.00
			Links	10+	.20	.00	.00	.00	.00	.00	.00	.00	.00	.00
54	1.90	(21, 8)	.00	1.90	.00	.00	.00	.00	1.10	.00	.00	.50	.10	.00
			Links	10+	.10	.00	.10	.00	.00	.00	.00	.00	.00	.00
55	1.90	(21, 8)	.00	1.90	.00	.00	.00	.00	1.10	.00	.00	.50	.10	.00
			Links	10+	.10	.00	.10	.00	.00	.00	.00	.00	.00	.00
56	1.90	(21, 8)	.00	1.90	.00	.00	.00	.00	1.10	.00	.00	.50	.10	.00
			Links	10+	.10	.00	.10	.00	.00	.00	.00	.00	.00	.00
57	2.70	(307,21)	.00	2.70	.20	1.60	.00	.00	.00	.00	.00	.00	.00	.00
			Links	10+	.80	.00	.00	.00	.00	.10	.00	.00	.00	.00
58	2.50	(307,21)	.00	2.50	.40	1.20	.00	.00	.00	.00	.00	.00	.00	.00
			Links	10+	.80	.00	.00	.00	.00	.10	.00	.00	.00	.00
59	2.30	(307,21)	.00	2.30	.50	1.00	.00	.00	.00	.00	.00	.00	.00	.00
			Links	10+	.70	.00	.00	.00	.00	.10	.00	.00	.00	.00
60	2.30	(307,21)	.00	2.30	.60	.80	.00	.00	.00	.00	.00	.00	.00	.00
			Links	10+	.70	.10	.00	.00	.00	.10	.00	.00	.00	.00

SECOND HIGHEST 1-HOUR AVERAGED LINK CONTRIBUTIONS
IN PARTS PER MILLION (PPM)
INCLUDING AMBIENT BACKGROUND CONCENTRATIONS.

Rcptr No.	Total Conc	Ending Day Hr	Ambient Backgnd	Total Link	Link +1	Link +2	Link +3	Link +4	Link +5	Link +6	Link +7	Link +8	Link +9	Link +10
1	3.00	(304,18)	.00	3.00	.00	1.90	.00	.00	.00	.00	.00	.00	.00	.00
			Links	10+	1.00	.00	.00	.00	.00	.10	.00	.00	.00	.00
2	3.00	(304,18)	.00	3.00	.00	1.90	.00	.00	.00	.00	.00	.00	.00	.00
			Links	10+	1.00	.00	.00	.00	.00	.10	.00	.00	.00	.00
3	3.00	(304,18)	.00	3.00	.00	1.90	.00	.00	.00	.00	.00	.00	.00	.00
			Links	10+	1.00	.00	.00	.00	.00	.10	.00	.00	.00	.00
4	3.00	(304,18)	.00	3.00	.00	1.90	.00	.00	.00	.00	.00	.00	.00	.00
			Links	10+	1.00	.00	.00	.00	.00	.10	.00	.00	.00	.00
5	3.00	(304,18)	.00	3.00	.00	1.90	.00	.00	.00	.00	.00	.00	.00	.00
			Links	10+	1.00	.00	.00	.00	.00	.10	.00	.00	.00	.00

JOB: HSS FDR Air Quality Build/No Jets

RUN: FDR DRIVE BET E 67TH-75TH STS/NO JETS

LINK CONTRIBUTION TABLES

SECOND HIGHEST 1-HOUR AVERAGED LINK CONTRIBUTIONS
IN PARTS PER MILLION (PPM)
INCLUDING AMBIENT BACKGROUND CONCENTRATIONS.

Rcptr No.	Total Conc	Ending Day Hr	Ambient Backgnd	Total Link	Link +1	Link +2	Link +3	Link +4	Link +5	Link +6	Link +7	Link +8	Link +9	Link +10
6	3.00	(304,18)	.00	3.00	.00	1.90	.00	.00	.00	.00	.00	.00	.00	.00
			Links	10+	1.00	.00	.00	.00	.00	.10	.00	.00	.00	.00
7	3.00	(304,18)	.00	3.00	.00	1.90	.00	.00	.00	.00	.00	.00	.00	.00
			Links	10+	1.00	.00	.00	.00	.00	.10	.00	.00	.00	.00
8	3.00	(304,18)	.00	3.00	.00	1.90	.00	.00	.00	.00	.00	.00	.00	.00
			Links	10+	1.00	.00	.00	.00	.00	.10	.00	.00	.00	.00
9	3.00	(21, 8)	.00	3.00	.10	1.90	.00	.00	.00	.00	.00	.00	.00	.00
			Links	10+	.80	.20	.00	.00	.00	.00	.00	.00	.00	.00
10	3.00	(304,18)	.00	3.00	.00	1.90	.00	.00	.00	.00	.00	.00	.00	.00
			Links	10+	1.00	.00	.00	.00	.00	.10	.00	.00	.00	.00
11	3.10	(192,16)	.00	3.10	.00	2.00	.00	.00	.00	.00	.00	.00	.00	.00
			Links	10+	1.00	.00	.00	.00	.00	.10	.00	.00	.00	.00
12	3.00	(192,16)	.00	3.00	.00	1.90	.00	.00	.00	.00	.00	.00	.00	.00
			Links	10+	1.00	.00	.00	.00	.00	.10	.00	.00	.00	.00
13	3.10	(192,16)	.00	3.10	.00	2.00	.00	.00	.00	.00	.00	.00	.00	.00
			Links	10+	1.00	.00	.00	.00	.00	.10	.00	.00	.00	.00
14	3.10	(192,16)	.00	3.10	.00	2.00	.00	.00	.00	.00	.00	.00	.00	.00
			Links	10+	1.00	.00	.00	.00	.00	.10	.00	.00	.00	.00
15	3.00	(304,18)	.00	3.00	.00	1.90	.00	.00	.00	.00	.00	.00	.00	.00
			Links	10+	1.00	.00	.00	.00	.00	.10	.00	.00	.00	.00
16	3.00	(304,18)	.00	3.00	.00	1.90	.00	.00	.00	.00	.00	.00	.00	.00
			Links	10+	1.00	.00	.00	.00	.00	.10	.00	.00	.00	.00
17	3.00	(304,18)	.00	3.00	.00	1.90	.00	.00	.00	.00	.00	.00	.00	.00
			Links	10+	1.00	.00	.00	.00	.00	.10	.00	.00	.00	.00
18	3.00	(304,18)	.00	3.00	.00	1.90	.00	.00	.00	.00	.00	.00	.00	.00
			Links	10+	1.00	.00	.00	.00	.00	.10	.00	.00	.00	.00
19	3.00	(304,18)	.00	3.00	.00	1.90	.00	.00	.00	.00	.00	.00	.00	.00
			Links	10+	1.00	.00	.00	.00	.00	.10	.00	.00	.00	.00
20	3.00	(225, 7)	.00	3.00	.10	1.90	.00	.00	.00	.00	.00	.00	.00	.00
			Links	10+	.80	.10	.00	.00	.00	.10	.00	.00	.00	.00
21	2.90	(192,16)	.00	2.90	.00	1.90	.00	.00	.00	.00	.00	.00	.00	.00
			Links	10+	.90	.00	.00	.00	.00	.10	.00	.00	.00	.00
22	3.10	(192,16)	.00	3.10	.00	1.90	.00	.10	.00	.00	.00	.00	.10	.00
			Links	10+	.90	.00	.00	.00	.00	.10	.00	.00	.00	.00
23	3.10	(192,16)	.00	3.10	.00	1.90	.00	.10	.00	.00	.00	.00	.10	.00
			Links	10+	.90	.00	.00	.00	.00	.10	.00	.00	.00	.00
24	3.00	(192,16)	.00	3.00	.00	1.90	.00	.10	.00	.00	.00	.00	.10	.00
			Links	10+	.80	.00	.00	.00	.00	.10	.00	.00	.00	.00

JOB: HSS FDR Air Quality Build/No Jets

RUN: FDR DRIVE BET E 67TH-75TH STS/NO JETS

LINK CONTRIBUTION TABLES

SECOND HIGHEST 1-HOUR AVERAGED LINK CONTRIBUTIONS
IN PARTS PER MILLION (PPM)
INCLUDING AMBIENT BACKGROUND CONCENTRATIONS.

Rcptr No.	Total Conc	Ending Day Hr	Ambient Backgnd	Total Link	Link +1	Link +2	Link +3	Link +4	Link +5	Link +6	Link +7	Link +8	Link +9	Link +10
25	3.00	(208,20)	.00	3.00	.00	2.00	.00	.00	.00	.00	.00	.00	.00	.00
			Links	10+	.80	.10	.00	.00	.00	.10	.00	.00	.00	.00
26	3.00	(208,20)	.00	3.00	.00	2.00	.00	.00	.00	.00	.00	.00	.00	.00
			Links	10+	.80	.10	.00	.00	.00	.10	.00	.00	.00	.00
27	3.00	(225, 7)	.00	3.00	.00	2.00	.00	.00	.00	.00	.00	.00	.00	.00
			Links	10+	.90	.00	.00	.00	.00	.10	.00	.00	.00	.00
28	3.00	(225, 7)	.00	3.00	.00	2.00	.00	.00	.00	.00	.00	.00	.00	.00
			Links	10+	.90	.00	.00	.00	.00	.10	.00	.00	.00	.00
29	3.00	(225, 7)	.00	3.00	.00	1.90	.00	.00	.00	.00	.00	.00	.00	.00
			Links	10+	1.00	.00	.00	.00	.00	.10	.00	.00	.00	.00
30	3.10	(225, 7)	.00	3.10	.00	2.00	.00	.00	.00	.00	.00	.00	.00	.00
			Links	10+	1.00	.00	.00	.00	.00	.10	.00	.00	.00	.00
31	3.10	(225, 7)	.00	3.10	.00	2.00	.00	.00	.00	.00	.00	.00	.00	.00
			Links	10+	1.00	.00	.00	.00	.00	.10	.00	.00	.00	.00
32	3.00	(225, 7)	.00	3.00	.00	1.90	.00	.00	.00	.00	.00	.00	.00	.00
			Links	10+	1.00	.00	.00	.00	.00	.10	.00	.00	.00	.00
33	3.10	(252, 8)	.00	3.10	.00	.00	.50	1.00	.00	.00	.00	.10	1.20	.10
			Links	10+	.00	.00	.00	.20	.00	.00	.00	.00	.00	.00
34	3.90	(304,18)	.00	3.90	.00	.00	.00	2.50	.10	.00	.00	.20	.90	.00
			Links	10+	.00	.00	.10	.10	.00	.00	.00	.00	.00	.00
35	3.70	(252, 8)	.00	3.70	.00	.00	.00	2.40	.00	.00	.00	.20	1.00	.00
			Links	10+	.00	.00	.00	.10	.00	.00	.00	.00	.00	.00
36	3.60	(11, 8)	.00	3.60	.00	.00	.00	2.10	.00	.00	.00	.00	1.30	.00
			Links	10+	.00	.00	.00	.20	.00	.00	.00	.00	.00	.00
37	3.70	(24,17)	.00	3.70	.00	.00	.00	2.50	.00	.00	.00	.00	.80	.20
			Links	10+	.10	.00	.00	.10	.00	.00	.00	.00	.00	.00
38	3.90	(24,17)	.00	3.90	.00	.00	.00	2.50	.00	.00	.00	.00	1.10	.10
			Links	10+	.10	.00	.00	.10	.00	.00	.00	.00	.00	.00
39	3.50	(208,20)	.00	3.50	.00	.60	.10	1.70	.10	.00	.00	.00	.20	.10
			Links	10+	.60	.00	.00	.00	.00	.10	.00	.00	.00	.00
40	3.30	(208,20)	.00	3.30	.00	.50	.10	1.40	.30	.00	.00	.00	.30	.10
			Links	10+	.50	.00	.00	.00	.00	.10	.00	.00	.00	.00
41	3.10	(208,20)	.00	3.10	.00	.50	.10	1.00	.40	.00	.00	.00	.40	.10
			Links	10+	.50	.00	.00	.00	.00	.10	.00	.00	.00	.00
42	2.80	(208,20)	.00	2.80	.00	.40	.10	.80	.50	.00	.00	.00	.40	.10
			Links	10+	.40	.00	.00	.00	.00	.10	.00	.00	.00	.00
43	2.70	(225, 7)	.00	2.70	.00	.30	.10	.60	.60	.00	.00	.10	.50	.10
			Links	10+	.40	.00	.00	.00	.00	.00	.00	.00	.00	.00

JOB: HSS FDR Air Quality Build/No Jets

RUN: FDR DRIVE BET E 67TH-75TH STS/NO JETS

LINK CONTRIBUTION TABLES

SECOND HIGHEST 1-HOUR AVERAGED LINK CONTRIBUTIONS
IN PARTS PER MILLION (PPM)
INCLUDING AMBIENT BACKGROUND CONCENTRATIONS.

Rcptr No.	Total Conc	Ending Day Hr	Ambient Backgnd	Total Link	Link +1	Link +2	Link +3	Link +4	Link +5	Link +6	Link +7	Link +8	Link +9	Link +10
44	2.40	(225, 7)	.00	2.40	.00	.30	.00	.40	.70	.00	.00	.10	.40	.10
				Links 10+	.40	.00	.00	.00	.00	.00	.00	.00	.00	.00
45	2.30	(21, 8)	.00	2.30	.00	.10	.00	.20	1.00	.00	.00	.30	.40	.00
				Links 10+	.20	.00	.00	.10	.00	.00	.00	.00	.00	.00
46	2.20	(21, 8)	.00	2.20	.00	.10	.00	.20	1.00	.00	.00	.40	.30	.00
				Links 10+	.10	.00	.00	.10	.00	.00	.00	.00	.00	.00
47	2.10	(21, 8)	.00	2.10	.00	.10	.00	.10	1.00	.00	.00	.40	.30	.00
				Links 10+	.10	.00	.00	.10	.00	.00	.00	.00	.00	.00
48	2.10	(225, 7)	.00	2.10	.00	.20	.00	.20	.80	.00	.00	.30	.30	.00
				Links 10+	.30	.00	.00	.00	.00	.00	.00	.00	.00	.00
49	2.10	(225, 7)	.00	2.10	.00	.20	.00	.20	.90	.00	.00	.30	.20	.00
				Links 10+	.30	.00	.00	.00	.00	.00	.00	.00	.00	.00
50	2.00	(21, 8)	.00	2.00	.00	.10	.00	.10	1.00	.00	.00	.50	.10	.00
				Links 10+	.10	.00	.10	.00	.00	.00	.00	.00	.00	.00
51	2.00	(208,20)	.00	2.00	.00	.20	.00	.20	.90	.00	.00	.30	.20	.00
				Links 10+	.20	.00	.00	.00	.00	.00	.00	.00	.00	.00
52	1.90	(21, 8)	.00	1.90	.00	.00	.00	.10	1.00	.00	.00	.50	.10	.00
				Links 10+	.10	.00	.10	.00	.00	.00	.00	.00	.00	.00
53	1.90	(208,20)	.00	1.90	.00	.20	.00	.10	1.00	.00	.00	.30	.10	.00
				Links 10+	.20	.00	.00	.00	.00	.00	.00	.00	.00	.00
54	1.90	(225, 7)	.00	1.90	.00	.10	.00	.10	1.00	.00	.00	.40	.10	.00
				Links 10+	.20	.00	.00	.00	.00	.00	.00	.00	.00	.00
55	1.90	(225, 7)	.00	1.90	.00	.10	.00	.10	1.00	.00	.00	.40	.10	.00
				Links 10+	.20	.00	.00	.00	.00	.00	.00	.00	.00	.00
56	1.90	(225, 7)	.00	1.90	.00	.10	.00	.10	1.00	.00	.00	.40	.10	.00
				Links 10+	.20	.00	.00	.00	.00	.00	.00	.00	.00	.00
57	2.70	(304,18)	.00	2.70	.40	1.20	.00	.00	.00	.00	.00	.00	.00	.00
				Links 10+	1.00	.00	.00	.00	.00	.10	.00	.00	.00	.00
58	2.50	(304,18)	.00	2.50	.70	.70	.00	.00	.00	.00	.00	.00	.00	.00
				Links 10+	.90	.10	.00	.00	.00	.10	.00	.00	.00	.00
59	2.20	(304,18)	.00	2.20	.80	.40	.00	.00	.00	.00	.00	.00	.00	.00
				Links 10+	.70	.20	.00	.00	.00	.10	.00	.00	.00	.00
60	2.10	(116,21)	.00	2.10	.50	.90	.00	.00	.00	.00	.00	.00	.00	.00
				Links 10+	.60	.00	.00	.00	.00	.10	.00	.00	.00	.00

JOB: HSS FDR Air Quality Build/No Jets

RUN: FDR DRIVE BET E 67TH-75TH STS/NO JETS

CALM DURATION FREQUENCY

Hours of Consecutive Calm Winds	Frequency of Occurrence	(Julian day/hour ending) of Significant Occurrences
1	95	(29, 7)(38,12)(47, 5)(51, 3)(52, 6)(59,23)(61, 4)(66,21)(73, 1)(75, 6) (78, 5)(83, 9)(88, 5)(90,19)(97, 8)(103, 2)(104,11)(106,14)(107, 9)(108, 4) (108, 8)(110, 2)(110,12)(110,16)(111,12)(114, 1)(114, 6)(116, 1)(119, 3)(121, 1) (125,11)(125,13)(129,23)(130, 1)(133, 3)(159, 1)(159, 4)(167,22)(168,22)(169, 5) (177,10)(180,16)(181, 2)(183,12)(192,17)(196, 8)(200,18)(212,16)(212,24)(213,24) (215,10)(215,24)(216, 2)(222,14)(225, 4)(225, 8)(231,12)(238, 5)(242,22)(247, 5) (249,13)(249,24)(250, 2)(250, 4)(250, 8)(251,24)(252, 7)(252,10)(253, 4)(254, 4) (260,15)(260,19)(260,24)(273, 1)(273, 4)(282, 2)(286,18)(290,15)(294, 1)(294, 3) (297,11)(297,22)(304,14)(304,19)(311,23)(323,11)(325, 2)(325,13)(328,21)(329, 9) (330,16)(331, 1)(344,11)(352,16)(356,13)
2	23	(38,15)(50,10)(50,14)(108,12)(117, 7)(152, 1)(167, 6)(170, 2)(179,22)(190,22) (199, 1)(213, 4)(238,11)(238,23)(246,10)(251, 8)(251,11)(252, 4)(273, 7)(329, 6) (339, 2)(343,13)(352,19)
3	8	(45, 9)(48, 1)(66,11)(130, 7)(150, 7)(239, 3)(352,13)(354, 5)
4	4	(97,13)(127,24)(177, 8)(256, 5)
5	2	(73,15)(262, 5)
7	1	(11, 1)
9	1	(169,18)
10	1	(170,20)
16	1	(299,11)

Program terminated normally

DATE : 7/18/ 8
TIME : 10:42:31

JOB: HSS FDR Air Quality Build/No Jets

RUN: FDR DRIVE BET E 67TH-75TH STS/NO JETS

General Information

Run start date: 1/ 1/ 3 Julian: 1
end date: 12/31/ 3 Julian: 365

A Tier 2 approach was used for input data preparation.

The MODE flag has been set to C for calculating CO averages.

Ambient background concentrations are included in the averages below.

Site & Meteorological Constants

VS = .0 CM/S VD = .0 CM/S Z0 = 175. CM ATIM = 60.

Met. Sfc. Sta. Id & Yr = 72503 2003
Upper Air Sta. Id & Yr = 94703 2003

CAUTION: The input years for the Run and Meteorological data differ. The respective values are: 3 and 2003.

Urban mixing heights were processed.

In 2003, Julian day 1 is a Wednesday.

The patterns from the input file have been assigned as follows:

Pattern # 1 is assigned to Monday.
Pattern # 1 is assigned to Tuesday.
Pattern # 1 is assigned to Wednesday.
Pattern # 1 is assigned to Thursday.
Pattern # 1 is assigned to Friday.
Pattern # 1 is assigned to Saturday.
Pattern # 1 is assigned to Sunday.

Link Data Constants - (Variable data in *.LNK file)

LINK DESCRIPTION	LINK COORDINATES (FT) X1	Y1	X2	Y2	LENGTH (FT)	BRG (DEG)	TYPE	H (FT)	W (FT)	NLANES
1. FDR N/B 67th-68th St*	-132.0	-225.0	15.0	-10.0 *	260.	34.	AG	.0	36.0	
2. FDR N/B 68th-71st St*	15.0	-10.0	438.0	608.0 *	749.	34.	AG	.0	36.0	
3. FDR N/B 71st St-Site*	438.0	608.0	472.0	657.0 *	60.	35.	AG	.0	36.0	
4. FDR N/B Site-itself *	472.0	657.0	530.0	743.0 *	104.	34.	AG	.0	36.0	
5. FDR N/B Site-73rd St*	530.0	743.0	773.0	1098.0 *	430.	34.	AG	.0	36.0	
6. FDR N/B 73rd-75th St*	773.0	1098.0	1056.0	1625.0 *	598.	28.	AG	.0	36.0	

JOB: HSS FDR Air Quality Build/No Jets

RUN: FDR DRIVE BET E 67TH-75TH STS/NO JETS

Link Data Constants - (Variable data in *.LNK file)

LINK DESCRIPTION	LINK COORDINATES (FT) X1	Y1	X2	Y2	LENGTH (FT)	BRG (DEG)	TYPE	H (FT)	W (FT)	NLANES
7. FDR S/B 75th-73rd St	743.0	1118.0	1026.0	1645.0	598.	28.	AG	.0	36.0	
8. FDR S/B 73rd St-Site	500.0	763.0	743.0	1118.0	430.	34.	AG	.0	36.0	
9. FDR S/B Site-itself	442.0	679.0	500.0	763.0	102.	35.	AG	.0	36.0	
10. FDR S/B Site-71st St	408.0	628.0	442.0	679.0	61.	34.	AG	.0	36.0	
11. FDR S/B 71st-68th St	-15.0	10.0	408.0	628.0	749.	34.	AG	.0	36.0	
12. FDR S/B 68th-67th St	-162.0	-205.0	-15.0	10.0	260.	34.	AG	.0	36.0	
13. FDR Service 73-Site	477.0	779.0	720.0	1134.0	430.	34.	AG	.0	32.0	
14. FDR Service Rd Site	419.0	695.0	477.0	779.0	102.	35.	AG	.0	32.0	
15. FDR Service Site-71	385.0	644.0	419.0	695.0	61.	34.	AG	.0	32.0	
16. FDR Service 68-71 St	-38.0	26.0	385.0	644.0	749.	34.	AG	.0	32.0	

Receptor Data

RECEPTOR	COORDINATES (FT) X	Y	Z
1. RECEPTOR 1	34.0	-23.0	6.0
2. RECEPTOR 2	48.0	-4.0	6.0
3. RECEPTOR 3	62.0	17.0	6.0
4. RECEPTOR 4	75.0	37.0	6.0
5. RECEPTOR 5	89.0	57.0	6.0
6. RECEPTOR 6	103.0	77.0	6.0
7. RECEPTOR 7	117.0	97.0	6.0
8. RECEPTOR 8	130.0	117.0	6.0
9. RECEPTOR 9	144.0	137.0	6.0
10. RECEPTOR 10	158.0	158.0	6.0
11. RECEPTOR 11	172.0	178.0	6.0
12. RECEPTOR 12	186.0	198.0	6.0
13. RECEPTOR 13	199.0	218.0	6.0
14. RECEPTOR 14	213.0	238.0	6.0
15. RECEPTOR 15	227.0	258.0	6.0
16. RECEPTOR 16	241.0	278.0	6.0
17. RECEPTOR 17	255.0	299.0	6.0
18. RECEPTOR 18	268.0	319.0	6.0
19. RECEPTOR 19	282.0	339.0	6.0
20. RECEPTOR 20	296.0	359.0	6.0
21. RECEPTOR 21	310.0	379.0	6.0
22. RECEPTOR 22	323.0	399.0	6.0
23. RECEPTOR 23	337.0	419.0	6.0
24. RECEPTOR 24	351.0	440.0	6.0

Receptor Data

RECEPTOR	COORDINATES (FT) X	Y	Z
25. RECEPTOR 25	365.0	460.0	6.0
26. RECEPTOR 26	379.0	480.0	6.0
27. RECEPTOR 27	392.0	500.0	6.0
28. RECEPTOR 28	406.0	520.0	6.0
29. RECEPTOR 29	420.0	540.0	6.0
30. RECEPTOR 30	434.0	561.0	6.0
31. RECEPTOR 31	447.0	581.0	6.0
32. RECEPTOR 32	461.0	601.0	6.0
33. RECEPTOR 33	475.0	621.0	6.0
34. RECEPTOR 34	489.0	641.0	6.0
35. RECEPTOR 35	503.0	661.0	6.0
36. RECEPTOR 36	516.0	681.0	6.0
37. RECEPTOR 37	530.0	702.0	6.0
38. RECEPTOR 38	544.0	722.0	6.0
39. RECEPTOR 39	558.0	742.0	6.0
40. RECEPTOR 40	571.0	762.0	6.0
41. RECEPTOR 41	585.0	782.0	6.0
42. RECEPTOR 42	599.0	802.0	6.0
43. RECEPTOR 43	613.0	822.0	6.0
44. RECEPTOR 44	627.0	843.0	6.0
45. RECEPTOR 45	640.0	863.0	6.0
46. RECEPTOR 46	654.0	883.0	6.0
47. RECEPTOR 47	668.0	903.0	6.0
48. RECEPTOR 48	682.0	923.0	6.0
49. RECEPTOR 49	696.0	943.0	6.0
50. RECEPTOR 50	709.0	964.0	6.0
51. RECEPTOR 51	723.0	984.0	6.0
52. RECEPTOR 52	737.0	1004.0	6.0
53. RECEPTOR 53	751.0	1024.0	6.0
54. RECEPTOR 54	764.0	1044.0	6.0
55. RECEPTOR 55	778.0	1064.0	6.0
56. RECEPTOR 56	792.0	1084.0	6.0
57. RECEPTOR 57	20.0	-44.0	6.0
58. RECEPTOR 58	6.0	-64.0	6.0
59. RECEPTOR 59	-7.0	-84.0	6.0
60. RECEPTOR 60	-21.0	-104.0	6.0

JOB: HSS FDR Air Quality Build/No Jets

RUN: FDR DRIVE BET E 67TH-75TH STS/NO JETS

Model Results

Remarks : In search of the wind direction corresponding to the maximum concentration, only the first direction, of the directions with the same maximum concentrations, is indicated as the maximum.

* MAXIMUM HOURLY CONCENTRATIONS WITH ANY AMBIENT BACKGROUND CONCENTRATIONS (BKG) ADDED
* (PPM)

	REC1	REC2	REC3	REC4	REC5	REC6	REC7	REC8	REC9	REC10
MAX+BKG	3.4	3.3	3.4	3.4	3.4	3.4	3.4	3.6	3.5	3.5
- BKG	.0	.0	.0	.0	.0	.0	.0	.0	.0	.0
MAX	3.4	3.3	3.4	3.4	3.4	3.4	3.4	3.6	3.5	3.5
WIND DIR	24	24	1	1	1	1	24	24	24	24
JULIAN	41	41	285	285	285	285	41	41	41	41
HOUR	18	18	21	21	21	21	18	18	18	18

	REC11	REC12	REC13	REC14	REC15	REC16	REC17	REC18	REC19	REC20
MAX+BKG	3.5	3.5	3.6	3.5	3.3	3.3	3.3	3.3	3.3	3.2
- BKG	.0	.0	.0	.0	.0	.0	.0	.0	.0	.0
MAX	3.5	3.5	3.6	3.5	3.3	3.3	3.3	3.3	3.3	3.2
WIND DIR	24	24	24	24	1	24	24	1	1	24
JULIAN	41	41	41	41	285	41	41	285	285	41
HOUR	18	18	18	18	21	18	18	21	21	18

	REC21	REC22	REC23	REC24	REC25	REC26	REC27	REC28	REC29	REC30
MAX+BKG	3.3	3.4	3.3	3.3	3.4	3.3	3.4	3.3	3.3	3.3
- BKG	.0	.0	.0	.0	.0	.0	.0	.0	.0	.0
MAX	3.3	3.4	3.3	3.3	3.4	3.3	3.4	3.3	3.3	3.3
WIND DIR	24	24	237	237	24	237	24	24	237	237
JULIAN	41	41	50	50	41	50	41	41	50	50
HOUR	18	18	8	8	18	8	18	18	8	8

	REC31	REC32	REC33	REC34	REC35	REC36	REC37	REC38	REC39	REC40
MAX+BKG	3.3	3.1	3.7	4.5	4.2	3.9	3.9	4.1	3.7	3.6
- BKG	.0	.0	.0	.0	.0	.0	.0	.0	.0	.0
MAX	3.3	3.1	3.7	4.5	4.2	3.9	3.9	4.1	3.7	3.6
WIND DIR	237	237	1	1	1	1	237	237	233	237
JULIAN	50	50	285	285	285	285	50	50	29	50
HOUR	8	8	21	21	21	21	8	8	9	8

JOB: HSS FDR Air Quality Build/No Jets

RUN: FDR DRIVE BET E 67TH-75TH STS/NO JETS

* MAXIMUM HOURLY CONCENTRATIONS WITH ANY AMBIENT BACKGROUND CONCENTRATIONS (BKG) ADDED
(PPM)

	REC41	REC42	REC43	REC44	REC45	REC46	REC47	REC48	REC49	REC50
MAX+BKG	3.3	2.9	2.9	2.7	2.6	2.4	2.4	2.3	2.2	2.2
- BKG	.0	.0	.0	.0	.0	.0	.0	.0	.0	.0
MAX	3.3	2.9	2.9	2.7	2.6	2.4	2.4	2.3	2.2	2.2
WIND DIR	237	221	221	221	221	221	221	221	221	221
JULIAN	50	316	316	316	316	316	316	316	316	316
HOUR	8	17	17	17	17	17	17	17	17	17

	REC51	REC52	REC53	REC54	REC55	REC56	REC57	REC58	REC59	REC60
MAX+BKG	2.3	2.3	2.2	2.0	2.0	1.9	3.2	3.0	2.8	2.8
- BKG	.0	.0	.0	.0	.0	.0	.0	.0	.0	.0
MAX	2.3	2.3	2.2	2.0	2.0	1.9	3.2	3.0	2.8	2.8
WIND DIR	221	221	221	233	233	233	24	24	24	24
JULIAN	316	316	316	29	29	29	41	41	41	41
HOUR	17	17	17	9	9	9	18	18	18	18

THE HIGHEST CONCENTRATION OF 4.50 PPM OCCURRED AT RECEPTOR REC34.

==========
Output Section
==========

NOTES PERTAINING TO THE REPORT

1. THE HIGHEST AVERAGE IN EACH OF THE FIRST TWO COLUMNS OF EACH TABLE BELOW ARE SUFFIXED BY AN ASTERISK (*). FOR PM OUTPUT, THERE IS ONLY ONE COLUMN AND ASTERISK FOR THE ANNUAL AVERAGE/PERIOD OF CONCERN TABLE.

2. THE NUMBERS IN PARENTHESES ARE THE JULIAN DAY AND ENDING HOUR FOR THE PRECEDING AVERAGE.

3. THE NUMBER OF CALM HOURS USED IN PRODUCING EACH AVERAGE ARE PREFIXED BY A C.

PRIMARY AVERAGES.

MAXIMUM 8-HOUR RUNNING NONOVERLAPPING AVERAGE CONCENTRATIONS
IN PARTS PER MILLION (PPM),
INCLUDING AMBIENT BACKGROUND CONCENTRATIONS.

Receptor Number	Highest Conc	Highest Ending Day Hr	Highest Calm	Second highest Conc	Second highest Ending Day Hr	Second highest Calm
1	1.93	(285,24)	C 1	1.54	(326, 1)	C 1
2	1.94	(285,24)	C 1	1.51	(326, 1)	C 1
3	1.94	(285,24)	C 1	1.56	(326, 1)	C 1
4	1.96	(285,24)	C 1	1.57	(326, 1)	C 1
5	1.96	(285,24)	C 1	1.57	(326, 1)	C 1
6	1.96	(285,24)	C 1	1.56	(326, 1)	C 1
7	1.93	(285,24)	C 1	1.51	(326, 1)	C 1
8	1.96	(285,24)	C 1	1.57	(326, 1)	C 1
9	1.96	(285,24)	C 1	1.56	(326, 1)	C 1
10	1.96	(285,24)	C 1	1.57	(326, 1)	C 1
11	1.96	(285,24)	C 1	1.56	(326, 1)	C 1
12	1.93	(285,24)	C 1	1.57	(316,17)	C 1
13	1.96	(285,24)	C 1	1.60	(316,17)	C 1
14	1.96	(285,24)	C 1	1.59	(316,17)	C 1
15	1.93	(285,24)	C 1	1.59	(316,17)	C 1
16	1.91	(285,24)	C 1	1.59	(316,17)	C 1
17	1.91	(285,24)	C 1	1.61	(316,17)	C 1
18	1.94	(285,24)	C 1	1.61	(316,17)	C 1
19	1.94	(285,24)	C 1	1.63	(316,17)	C 1
20	1.93	(285,24)	C 1	1.63	(316,17)	C 1
21	1.91	(285,24)	C 1	1.63	(316,17)	C 1
22	1.93	(285,24)	C 1	1.69	(316,17)	C 1
23	1.91	(285,24)	C 1	1.69	(316,17)	C 1
24	1.93	(285,24)	C 1	1.70	(316,17)	C 1

JOB: HSS FDR Air Quality Build/No Jets RUN: FDR DRIVE BET E 67TH-75TH STS/NO JETS

MAXIMUM 8-HOUR RUNNING NONOVERLAPPING AVERAGE CONCENTRATIONS
IN PARTS PER MILLION (PPM),
INCLUDING AMBIENT BACKGROUND CONCENTRATIONS.

Receptor Number	Highest Conc	Highest Ending Day Hr	Highest Calm	Second highest Conc	Second highest Ending Day Hr	Second highest Calm
25	1.91	(285,24)	C 1	1.70	(316,17)	C 1
26	1.86	(285,24)	C 1	1.70	(316,17)	C 1
27	1.83	(285,24)	C 1	1.71	(316,17)	C 1
28	1.81	(285,24)	C 1	1.71	(316,17)	C 1
29	1.83	(285,24)	C 1	1.71	(316,17)	C 1
30	1.73	(316,17)	C 1	1.69	(285,24)	C 1
31	1.76	(316,17)	C 1	1.67	(50,12)	C 2
32	1.69	(285,24)	C 1	1.57	(50,12)	C 2
33	2.09	(285,24)	C 1	1.73	(326, 1)	C 1
34	2.61*	(285,24)	C 1	2.03	(326, 1)	C 1
35	2.59	(285,24)	C 1	1.97	(326, 1)	C 1
36	2.37	(285,24)	C 1	1.97	(316,17)	C 1
37	2.14	(316,17)	C 1	2.00	(247,16)	C 1
38	2.20	(316,17)	C 1	2.03*	(50,12)	C 2
39	1.89	(316,17)	C 1	1.88	(129,23)	C 0
40	1.72	(50,12)	C 2	1.69	(129,23)	C 0
41	1.57	(50,12)	C 2	1.50	(129,23)	C 0
42	1.40	(50,12)	C 2	1.34	(129,23)	C 0
43	1.37	(50,12)	C 2	1.24	(129,23)	C 0
44	1.27	(50,12)	C 2	1.20	(129,23)	C 0
45	1.27	(50,12)	C 2	1.16	(129,23)	C 0
46	1.20	(50,12)	C 2	1.13	(316,17)	C 1
47	1.17	(50,12)	C 2	1.09	(316,17)	C 1
48	1.10	(50,12)	C 2	1.09	(316,17)	C 1
49	1.10	(50,12)	C 2	1.07	(316,17)	C 1
50	1.05	(50,12)	C 2	1.03	(316,17)	C 1
51	1.06	(129,23)	C 0	1.06	(316,17)	C 1
52	1.06	(129,23)	C 0	1.06	(316,17)	C 1
53	1.04	(285,24)	C 1	1.04	(129,23)	C 0
54	1.09	(285,23)	C 1	1.04	(129,23)	C 0
55	1.07	(285,23)	C 1	1.00	(129,23)	C 0
56	1.03	(285,23)	C 1	.99	(129,23)	C 0
57	1.66	(285,23)	C 1	1.33	(326, 1)	C 1
58	1.44	(285,24)	C 1	1.21	(326, 1)	C 1
59	1.27	(285,23)	C 1	1.10	(342,22)	C 0
60	1.19	(285,23)	C 1	1.04	(342,23)	C 0

FIVE HIGHEST 1-HOUR END-TO-END AVERAGE CONCENTRATIONS IN PARTS PER MILLION
INCLUDING AMBIENT BACKGROUND CONCENTRATIONS.

Rcptr No.	Highest Conc	Highest Ending Day Hr	Highest Calm	Second Highest Conc	Second Highest Ending Day Hr	Second Highest Calm	Third Highest Conc	Third Highest Ending Day Hr	Third Highest Calm	Fourth Highest Conc	Fourth Highest Ending Day Hr	Fourth Highest Calm	Fifth Highest Conc	Fifth Highest Ending Day Hr	Fifth Highest Calm
1	3.40	(41,18)	C 0	3.30	(285,21)	C 0	2.90	(140, 7)	C 0	2.80	(5,14)	C 0	2.70	(187,22)	C 0

JOB: HSS FDR Air Quality Build/No Jets

RUN: FDR DRIVE BET E 67TH-75TH STS/NO JETS

FIVE HIGHEST 1-HOUR END-TO-END AVERAGE CONCENTRATIONS IN PARTS PER MILLION
INCLUDING AMBIENT BACKGROUND CONCENTRATIONS.

Rcptr	Highest			Second Highest			Third Highest			Fourth Highest			Fifth Highest		
No.	Conc	Ending Day Hr	Calm	Conc	Ending Day Hr	Calm	Conc	Ending Day Hr	Calm	Conc	Ending Day Hr	Calm	Conc	Ending Day Hr	Calm
2	3.30	(41,18)	C 0	3.30	(285,21)	C 0	2.80	(140, 7)	C 0	2.70	(5,14)	C 0	2.70	(227,20)	C 0
3	3.40	(285,21)	C 0	3.30	(41,18)	C 0	2.90	(140, 7)	C 0	2.70	(5,14)	C 0	2.70	(227,20)	C 0
4	3.40	(285,21)	C 0	3.40	(41,18)	C 0	2.90	(140, 7)	C 0	2.80	(5,14)	C 0	2.70	(227,20)	C 0
5	3.40	(285,21)	C 0	3.40	(41,18)	C 0	3.00	(140, 7)	C 0	2.80	(5,14)	C 0	2.70	(227,20)	C 0
6	3.40	(285,21)	C 0	3.40	(41,18)	C 0	3.00	(140, 7)	C 0	2.70	(50, 8)	C 0	2.70	(5,14)	C 0
7	3.40	(41,18)	C 0	3.30	(285,21)	C 0	3.00	(140, 7)	C 0	2.70	(50, 8)	C 0	2.70	(5,14)	C 0
8	3.60	(41,18)	C 0	3.40	(285,21)	C 0	3.00	(140, 7)	C 0	2.90	(50, 8)	C 0	2.80	(76,19)	C 0
9	3.50	(41,18)	C 0	3.40	(285,21)	C 0	3.00	(50, 8)	C 0	2.90	(140, 7)	C 0	2.70	(29, 9)	C 0
10	3.50	(41,18)	C 0	3.40	(285,21)	C 0	3.10	(140, 7)	C 0	2.90	(50, 8)	C 0	2.90	(76,19)	C 0
11	3.50	(41,18)	C 0	3.40	(285,21)	C 0	3.20	(50, 8)	C 0	3.00	(140, 7)	C 0	2.90	(76,19)	C 0
12	3.50	(41,18)	C 0	3.30	(285,21)	C 0	3.10	(50, 8)	C 0	3.00	(76,19)	C 0	2.90	(140, 7)	C 0
13	3.60	(41,18)	C 0	3.40	(285,21)	C 0	3.10	(50, 8)	C 0	3.00	(29, 9)	C 0	3.00	(76,19)	C 0
14	3.50	(41,18)	C 0	3.40	(285,21)	C 0	3.20	(50, 8)	C 0	3.00	(29, 9)	C 0	3.00	(76,19)	C 0
15	3.30	(285,21)	C 0	3.30	(41,18)	C 0	3.20	(50, 8)	C 0	3.00	(76,19)	C 0	2.90	(29, 9)	C 0
16	3.30	(41,18)	C 0	3.20	(50, 8)	C 0	3.20	(285,21)	C 0	3.00	(29, 9)	C 0	2.90	(76,19)	C 0
17	3.30	(41,18)	C 0	3.20	(285,21)	C 0	3.10	(29, 9)	C 0	3.10	(50, 8)	C 0	3.00	(76,19)	C 0
18	3.30	(285,21)	C 0	3.30	(41,18)	C 0	3.20	(50, 8)	C 0	3.10	(29, 9)	C 0	3.10	(76,19)	C 0
19	3.30	(285,21)	C 0	3.20	(50, 8)	C 0	3.10	(29, 9)	C 0	3.10	(41,18)	C 0	3.00	(76,19)	C 0
20	3.20	(41,18)	C 0	3.20	(50, 8)	C 0	3.20	(285,21)	C 0	3.00	(29, 9)	C 0	3.00	(76,19)	C 0
21	3.30	(41,18)	C 0	3.20	(50, 8)	C 0	3.20	(285,21)	C 0	3.00	(29, 9)	C 0	3.00	(76,19)	C 0
22	3.40	(41,18)	C 0	3.30	(50, 8)	C 0	3.20	(285,21)	C 0	3.10	(76,19)	C 0	3.00	(29, 9)	C 0
23	3.30	(50, 8)	C 0	3.20	(285,21)	C 0	3.20	(41,18)	C 0	3.10	(29, 9)	C 0	3.10	(76,19)	C 0
24	3.30	(50, 8)	C 0	3.30	(41,18)	C 0	3.20	(285,21)	C 0	3.10	(29, 9)	C 0	3.10	(76,19)	C 0
25	3.40	(41,18)	C 0	3.30	(50, 8)	C 0	3.30	(285,21)	C 0	3.10	(29, 9)	C 0	3.10	(76,19)	C 0
26	3.30	(50, 8)	C 0	3.20	(41,18)	C 0	3.20	(285,21)	C 0	3.10	(29, 9)	C 0	3.10	(76,19)	C 0
27	3.40	(41,18)	C 0	3.30	(50, 8)	C 0	3.20	(29, 9)	C 0	3.20	(285,21)	C 0	3.20	(316,17)	C 0
28	3.30	(41,18)	C 0	3.30	(50, 8)	C 0	3.30	(285,21)	C 0	3.20	(316,17)	C 0	3.10	(29, 9)	C 0
29	3.30	(50, 8)	C 0	3.20	(285,21)	C 0	3.10	(29, 9)	C 0	3.10	(76,19)	C 0	3.10	(41,18)	C 0
30	3.30	(50, 8)	C 0	3.20	(29, 9)	C 0	3.20	(41,18)	C 0	3.10	(76,19)	C 0	3.10	(316,17)	C 0
31	3.30	(50, 8)	C 0	3.20	(29, 9)	C 0	3.20	(316,17)	C 0	3.10	(76,19)	C 0	3.10	(41,18)	C 0
32	3.10	(50, 8)	C 0	3.10	(285,21)	C 0	3.10	(316,17)	C 0	3.10	(41,18)	C 0	3.00	(29, 9)	C 0
33	3.70	(285,21)	C 0	3.20	(41,18)	C 0	3.10	(227,20)	C 0	3.00	(50, 8)	C 0	3.00	(316,17)	C 0
34	4.50*	(285,21)	C 0	3.70	(285,23)	C 0	3.60	(227,20)	C 0	3.40	(41,18)	C 0	3.40	(165, 9)	C 0
35	4.20	(285,21)	C 0	3.70	(172,16)	C 0	3.60	(285,23)	C 0	3.50	(165, 9)	C 0	3.40	(285,20)	C 0
36	3.90	(285,21)	C 0	3.70	(172,16)	C 0	3.40	(50, 8)	C 0	3.40	(285,23)	C 0	3.30	(76,19)	C 0
37	3.90	(50, 8)	C 0	3.60	(76,19)	C 0	3.60	(29, 9)	C 0	3.60	(316,17)	C 0	3.40	(172,16)	C 0
38	4.10	(50, 8)	C 0	3.90*	(29, 9)	C 0	3.90	(76,19)	C 0	3.80	(316,17)	C 0	3.40	(233, 7)	C 0
39	3.70	(29, 9)	C 0	3.70	(50, 8)	C 0	3.50	(316,17)	C 0	3.50	(76,19)	C 0	3.30	(160,10)	C 0
40	3.60	(50, 8)	C 0	3.50	(29, 9)	C 0	3.50	(316,17)	C 0	3.40	(76,19)	C 0	3.10	(160,10)	C 0
41	3.30	(50, 8)	C 0	3.20	(29, 9)	C 0	3.20	(316,17)	C 0	3.00	(76,19)	C 0	2.90	(156,10)	C 0
42	2.90	(316,17)	C 0	2.80	(29, 9)	C 0	2.70	(233, 7)	C 0	2.70	(50, 8)	C 0	2.70	(156,10)	C 0

JOB: HSS FDR Air Quality Build/No Jets

RUN: FDR DRIVE BET E 67TH-75TH STS/NO JETS

FIVE HIGHEST 1-HOUR END-TO-END AVERAGE CONCENTRATIONS IN PARTS PER MILLION
INCLUDING AMBIENT BACKGROUND CONCENTRATIONS.

Rcptr	Highest Ending			Second Highest Ending			Third Highest Ending			Fourth Highest Ending			Fifth Highest Ending		
No.	Conc	Day Hr	Calm	Conc	Day Hr	Calm	Conc	Day Hr	Calm	Conc	Day Hr	Calm	Conc	Day Hr	Calm
43	2.90	(316,17)	C 0	2.60	(50, 8)	C 0	2.60	(233, 7)	C 0	2.60	(29, 9)	C 0	2.50	(160,10)	C 0
44	2.70	(316,17)	C 0	2.60	(233, 7)	C 0	2.40	(29, 9)	C 0	2.40	(50, 8)	C 0	2.30	(156,10)	C 0
45	2.60	(316,17)	C 0	2.30	(29, 9)	C 0	2.30	(50, 8)	C 0	2.20	(233, 7)	C 0	2.20	(156,10)	C 0
46	2.40	(316,17)	C 0	2.20	(50, 8)	C 0	2.10	(233, 7)	C 0	2.10	(29, 9)	C 0	2.10	(76,19)	C 0
47	2.40	(316,17)	C 0	2.20	(233, 7)	C 0	2.10	(29, 9)	C 0	2.10	(50, 8)	C 0	2.00	(76,19)	C 0
48	2.30	(316,17)	C 0	2.10	(29, 9)	C 0	2.10	(76,19)	C 0	2.00	(50, 8)	C 0	1.90	(5,21)	C 0
49	2.20	(316,17)	C 0	2.20	(29, 9)	C 0	2.10	(50, 8)	C 0	2.00	(233, 7)	C 0	1.90	(156,10)	C 0
50	2.20	(316,17)	C 0	2.00	(29, 9)	C 0	2.00	(50, 8)	C 0	2.00	(156,10)	C 0	1.90	(76,19)	C 0
51	2.30	(316,17)	C 0	2.00	(50, 8)	C 0	2.00	(233, 7)	C 0	1.90	(29, 9)	C 0	1.90	(76,19)	C 0
52	2.30	(316,17)	C 0	2.00	(233, 7)	C 0	1.90	(29, 9)	C 0	1.90	(50, 8)	C 0	1.80	(156,10)	C 0
53	2.20	(316,17)	C 0	2.00	(285,21)	C 0	1.90	(29, 9)	C 0	1.90	(233, 7)	C 0	1.80	(156,10)	C 0
54	2.00	(29, 9)	C 0	1.90	(50, 8)	C 0	1.90	(285,21)	C 0	1.90	(316,17)	C 0	1.80	(5,21)	C 0
55	2.00	(29, 9)	C 0	2.00	(285,21)	C 0	1.90	(50, 8)	C 0	1.90	(316,17)	C 0	1.80	(5,21)	C 0
56	1.90	(29, 9)	C 0	1.90	(50, 8)	C 0	1.90	(285,21)	C 0	1.90	(316,17)	C 0	1.80	(5,21)	C 0
57	3.20	(41,18)	C 0	3.00	(285,21)	C 0	2.70	(140, 7)	C 0	2.50	(5,14)	C 0	2.50	(187,22)	C 0
58	3.00	(41,18)	C 0	2.60	(140, 7)	C 0	2.60	(285,21)	C 0	2.40	(187,22)	C 0	2.40	(362, 8)	C 0
59	2.80	(41,18)	C 0	2.50	(140, 7)	C 0	2.40	(285,21)	C 0	2.20	(5,14)	C 0	2.20	(187,22)	C 0
60	2.80	(41,18)	C 0	2.30	(140, 7)	C 0	2.20	(285,21)	C 0	2.20	(187,22)	C 0	2.10	(5,14)	C 0

MAXIMUM 8-HOUR AVERAGED LINK CONTRIBUTIONS
IN PARTS PER MILLION (PPM)
INCLUDING AMBIENT BACKGROUND CONCENTRATIONS.

Rcptr No.	Total Conc	Ending Day Hr	Ambient Backgnd	Total Link	Link +1	Link +2	Link +3	Link +4	Link +5	Link +6	Link +7	Link +8	Link +9	Link +10
1	1.93	(285,24)	.00	1.93	.00	1.20	.00	.00	.00	.00	.00	.00	.00	.00
			Links	10+	.67	.00	.00	.00	.00	.06	.00	.00	.00	.00
2	1.94	(285,24)	.00	1.94	.00	1.21	.00	.00	.00	.00	.00	.00	.00	.00
			Links	10+	.67	.00	.00	.00	.00	.06	.00	.00	.00	.00
3	1.94	(285,24)	.00	1.94	.00	1.23	.00	.00	.00	.00	.00	.00	.00	.00
			Links	10+	.66	.00	.00	.00	.00	.06	.00	.00	.00	.00
4	1.96	(285,24)	.00	1.96	.00	1.24	.00	.00	.00	.00	.00	.00	.00	.00
			Links	10+	.66	.00	.00	.00	.00	.06	.00	.00	.00	.00
5	1.96	(285,24)	.00	1.96	.00	1.24	.00	.00	.00	.00	.00	.00	.00	.00
			Links	10+	.66	.00	.00	.00	.00	.06	.00	.00	.00	.00
6	1.96	(285,24)	.00	1.96	.00	1.24	.00	.00	.00	.00	.00	.00	.00	.00
			Links	10+	.66	.00	.00	.00	.00	.06	.00	.00	.00	.00
7	1.93	(285,24)	.00	1.93	.00	1.21	.00	.00	.00	.00	.00	.00	.00	.00
			Links	10+	.66	.00	.00	.00	.00	.06	.00	.00	.00	.00

JOB: HSS FDR Air Quality Build/No Jets

RUN: FDR DRIVE BET E 67TH-75TH STS/NO JETS

LINK CONTRIBUTION TABLES

MAXIMUM 8-HOUR AVERAGED LINK CONTRIBUTIONS
IN PARTS PER MILLION (PPM)
INCLUDING AMBIENT BACKGROUND CONCENTRATIONS.

Rcptr No.	Total Conc	Ending Day Hr	Ambient Backgnd	Total Link	Link +1	Link +2	Link +3	Link +4	Link +5	Link +6	Link +7	Link +8	Link +9	Link +10
8	1.96	(285,24)	.00	1.96	.00	1.24	.00	.00	.00	.00	.00	.00	.00	.00
				Links 10+	.66	.00	.00	.00	.00	.06	.00	.00	.00	.00
9	1.96	(285,24)	.00	1.96	.00	1.24	.00	.00	.00	.00	.00	.00	.00	.00
				Links 10+	.66	.00	.00	.00	.00	.06	.00	.00	.00	.00
10	1.96	(285,24)	.00	1.96	.00	1.24	.00	.00	.00	.00	.00	.00	.00	.00
				Links 10+	.66	.00	.00	.00	.00	.06	.00	.00	.00	.00
11	1.96	(285,24)	.00	1.96	.00	1.24	.00	.00	.00	.00	.00	.00	.00	.00
				Links 10+	.66	.00	.00	.00	.00	.06	.00	.00	.00	.00
12	1.93	(285,24)	.00	1.93	.00	1.21	.00	.00	.00	.00	.00	.00	.00	.00
				Links 10+	.66	.00	.00	.00	.00	.06	.00	.00	.00	.00
13	1.96	(285,24)	.00	1.96	.00	1.24	.00	.00	.00	.00	.00	.00	.00	.00
				Links 10+	.66	.00	.00	.00	.00	.06	.00	.00	.00	.00
14	1.96	(285,24)	.00	1.96	.00	1.24	.00	.00	.00	.00	.00	.00	.00	.00
				Links 10+	.66	.00	.00	.00	.00	.06	.00	.00	.00	.00
15	1.93	(285,24)	.00	1.93	.00	1.21	.00	.00	.00	.00	.00	.00	.00	.00
				Links 10+	.66	.00	.00	.00	.00	.06	.00	.00	.00	.00
16	1.91	(285,24)	.00	1.91	.00	1.21	.00	.00	.00	.00	.00	.00	.00	.00
				Links 10+	.64	.00	.00	.00	.00	.06	.00	.00	.00	.00
17	1.91	(285,24)	.00	1.91	.00	1.21	.00	.00	.00	.00	.00	.00	.00	.00
				Links 10+	.64	.00	.00	.00	.00	.06	.00	.00	.00	.00
18	1.94	(285,24)	.00	1.94	.00	1.24	.00	.00	.00	.00	.00	.00	.00	.00
				Links 10+	.64	.00	.00	.00	.00	.06	.00	.00	.00	.00
19	1.94	(285,24)	.00	1.94	.00	1.24	.00	.00	.00	.00	.00	.00	.01	.00
				Links 10+	.63	.00	.00	.00	.00	.06	.00	.00	.00	.00
20	1.93	(285,24)	.00	1.93	.00	1.21	.00	.01	.00	.00	.00	.00	.01	.00
				Links 10+	.63	.00	.00	.00	.00	.06	.00	.00	.00	.00
21	1.91	(285,24)	.00	1.91	.00	1.20	.00	.01	.00	.00	.00	.00	.01	.00
				Links 10+	.63	.00	.00	.00	.00	.06	.00	.00	.00	.00
22	1.93	(285,24)	.00	1.93	.00	1.21	.00	.01	.00	.00	.00	.00	.01	.00
				Links 10+	.63	.00	.00	.00	.00	.06	.00	.00	.00	.00
23	1.91	(285,24)	.00	1.91	.00	1.20	.00	.01	.00	.00	.00	.00	.01	.00
				Links 10+	.63	.00	.00	.00	.00	.06	.00	.00	.00	.00
24	1.93	(285,24)	.00	1.93	.00	1.21	.00	.01	.00	.00	.00	.00	.03	.00
				Links 10+	.61	.00	.00	.00	.00	.06	.00	.00	.00	.00
25	1.91	(285,24)	.00	1.91	.00	1.19	.00	.01	.00	.00	.00	.01	.03	.01
				Links 10+	.60	.00	.00	.00	.00	.06	.00	.00	.00	.00
26	1.86	(285,24)	.00	1.86	.00	1.17	.00	.01	.01	.00	.00	.01	.04	.01
				Links 10+	.53	.00	.00	.00	.00	.06	.00	.00	.00	.00

JOB: HSS FDR Air Quality Build/No Jets

RUN: FDR DRIVE BET E 67TH-75TH STS/NO JETS

LINK CONTRIBUTION TABLES

MAXIMUM 8-HOUR AVERAGED LINK CONTRIBUTIONS
IN PARTS PER MILLION (PPM)
INCLUDING AMBIENT BACKGROUND CONCENTRATIONS.

Rcptr No.	Total Conc	Ending Day Hr	Ambient Backgnd	Total Link	Link +1	Link +2	Link +3	Link +4	Link +5	Link +6	Link +7	Link +8	Link +9	Link +10
27	1.83	(285,24)	.00	1.83	.00	1.14	.01	.03	.01	.00	.00	.01	.06	.03
			Links 10+		.50	.00	.00	.01	.00	.01	.00	.00	.00	.00
28	1.81	(285,24)	.00	1.81	.00	1.11	.03	.04	.01	.00	.00	.01	.09	.06
			Links 10+		.43	.00	.00	.01	.00	.01	.00	.00	.00	.00
29	1.83	(285,24)	.00	1.83	.00	1.07	.06	.07	.01	.00	.00	.01	.14	.11
			Links 10+		.31	.00	.00	.03	.00	.00	.00	.00	.00	.00
30	1.73	(316,17)	.00	1.73	.00	1.07	.00	.00	.00	.00	.00	.00	.00	.00
			Links 10+		.59	.00	.00	.00	.00	.07	.00	.00	.00	.00
31	1.76	(316,17)	.00	1.76	.00	1.11	.00	.00	.00	.00	.00	.00	.00	.00
			Links 10+		.57	.00	.00	.00	.00	.07	.00	.00	.00	.00
32	1.69	(285,24)	.00	1.69	.00	.00	.54	.36	.01	.00	.00	.04	.53	.11
			Links 10+		.00	.00	.00	.09	.00	.00	.00	.00	.00	.00
33	2.09	(285,24)	.00	2.09	.00	.00	.37	.80	.03	.00	.00	.04	.73	.03
			Links 10+		.00	.00	.00	.09	.00	.00	.00	.00	.00	.00
34	2.61	(285,24)	.00	2.61	.00	.00	.04	1.63	.04	.00	.00	.07	.73	.00
			Links 10+		.00	.00	.01	.09	.00	.00	.00	.00	.00	.00
35	2.59	(285,24)	.00	2.59	.00	.00	.00	1.70	.07	.00	.00	.13	.59	.00
			Links 10+		.00	.00	.03	.07	.00	.00	.00	.00	.00	.00
36	2.37	(285,24)	.00	2.37	.00	.00	.00	1.61	.11	.00	.00	.20	.41	.00
			Links 10+		.00	.00	.03	.00	.00	.00	.00	.00	.00	.00
37	2.14	(316,17)	.00	2.14	.00	.23	.07	1.14	.00	.00	.00	.00	.34	.06
			Links 10+		.24	.00	.00	.04	.00	.01	.00	.00	.00	.00
38	2.20	(316,17)	.00	2.20	.00	.21	.06	1.21	.00	.00	.00	.01	.40	.04
			Links 10+		.21	.00	.00	.03	.00	.01	.00	.00	.00	.00
39	1.89	(316,17)	.00	1.89	.00	.17	.03	.86	.13	.00	.00	.04	.40	.04
			Links 10+		.17	.00	.00	.03	.00	.01	.00	.00	.00	.00
40	1.72	(50,12)	.00	1.72	.00	.18	.03	.67	.23	.00	.00	.02	.33	.03
			Links 10+		.20	.00	.00	.02	.00	.00	.00	.00	.00	.00
41	1.57	(50,12)	.00	1.57	.00	.18	.03	.47	.30	.00	.00	.03	.30	.03
			Links 10+		.20	.00	.00	.02	.00	.00	.00	.00	.00	.00
42	1.40	(50,12)	.00	1.40	.00	.15	.02	.30	.38	.00	.00	.05	.28	.02
			Links 10+		.18	.00	.00	.02	.00	.00	.00	.00	.00	.00
43	1.37	(50,12)	.00	1.37	.00	.15	.00	.25	.42	.00	.00	.08	.25	.02
			Links 10+		.18	.00	.00	.02	.00	.00	.00	.00	.00	.00
44	1.27	(50,12)	.00	1.27	.00	.13	.00	.20	.42	.00	.00	.12	.22	.00
			Links 10+		.17	.00	.00	.02	.00	.00	.00	.00	.00	.00
45	1.27	(50,12)	.00	1.27	.00	.13	.00	.17	.47	.00	.00	.15	.18	.00
			Links 10+		.15	.00	.00	.02	.00	.00	.00	.00	.00	.00

JOB: HSS FDR Air Quality Build/No Jets

RUN: FDR DRIVE BET E 67TH-75TH STS/NO JETS

LINK CONTRIBUTION TABLES

MAXIMUM 8-HOUR AVERAGED LINK CONTRIBUTIONS
IN PARTS PER MILLION (PPM)
INCLUDING AMBIENT BACKGROUND CONCENTRATIONS.

Rcptr No.	Total Conc	Ending Day Hr	Ambient Backgnd	Total Link	Link +1	Link +2	Link +3	Link +4	Link +5	Link +6	Link +7	Link +8	Link +9	Link +10
46	1.20	(50,12)	.00	1.20	.00	.12	.00	.15	.47	.00	.00	.17	.15	.00
				Links 10+	.13	.00	.00	.02	.00	.00	.00	.00	.00	.00
47	1.17	(50,12)	.00	1.17	.00	.10	.00	.12	.47	.00	.00	.18	.15	.00
				Links 10+	.13	.00	.00	.02	.00	.00	.00	.00	.00	.00
48	1.10	(50,12)	.00	1.10	.00	.10	.00	.08	.48	.00	.00	.18	.10	.00
				Links 10+	.13	.00	.02	.00	.00	.00	.00	.00	.00	.00
49	1.10	(50,12)	.00	1.10	.00	.08	.00	.08	.48	.00	.00	.22	.10	.00
				Links 10+	.12	.00	.02	.00	.00	.00	.00	.00	.00	.00
50	1.05	(50,12)	.00	1.05	.00	.08	.00	.05	.50	.00	.00	.22	.08	.00
				Links 10+	.10	.00	.02	.00	.00	.00	.00	.00	.00	.00
51	1.06	(129,23)	.00	1.06	.00	.08	.00	.08	.55	.00	.00	.20	.08	.00
				Links 10+	.08	.00	.01	.00	.00	.00	.00	.00	.00	.00
52	1.06	(129,23)	.00	1.06	.00	.08	.00	.08	.55	.00	.00	.20	.08	.00
				Links 10+	.08	.00	.01	.00	.00	.00	.00	.00	.00	.00
53	1.04	(285,24)	.00	1.04	.00	.00	.00	.00	.56	.09	.21	.19	.00	.00
				Links 10+	.00	.00	.00	.00	.00	.00	.00	.00	.00	.00
54	1.09	(285,23)	.00	1.09	.00	.00	.00	.00	.50	.20	.30	.09	.00	.00
				Links 10+	.00	.00	.00	.00	.00	.00	.00	.00	.00	.00
55	1.07	(285,23)	.00	1.07	.00	.00	.00	.00	.30	.37	.39	.01	.00	.00
				Links 10+	.00	.00	.00	.00	.00	.00	.00	.00	.00	.00
56	1.03	(285,23)	.00	1.03	.00	.00	.00	.00	.00	.63	.40	.00	.00	.00
				Links 10+	.00	.00	.00	.00	.00	.00	.00	.00	.00	.00
57	1.66	(285,23)	.00	1.66	.30	.69	.00	.00	.00	.00	.00	.00	.00	.00
				Links 10+	.61	.01	.00	.00	.00	.04	.00	.00	.00	.00
58	1.44	(285,24)	.00	1.44	.51	.31	.00	.00	.00	.00	.00	.00	.00	.00
				Links 10+	.46	.11	.00	.00	.00	.04	.00	.00	.00	.00
59	1.27	(285,23)	.00	1.27	.54	.17	.00	.00	.00	.00	.00	.00	.00	.00
				Links 10+	.33	.19	.00	.00	.00	.04	.00	.00	.00	.00
60	1.19	(285,23)	.00	1.19	.59	.11	.00	.00	.00	.00	.00	.00	.00	.00
				Links 10+	.21	.26	.00	.00	.00	.01	.00	.00	.00	.00

LINK CONTRIBUTION TABLES

SECOND HIGHEST 8-HOUR AVERAGED LINK CONTRIBUTIONS
IN PARTS PER MILLION (PPM)
INCLUDING AMBIENT BACKGROUND CONCENTRATIONS.

Rcptr No.	Total Conc	Ending Day Hr	Ambient Backgnd	Total Link	Link +1	Link +2	Link +3	Link +4	Link +5	Link +6	Link +7	Link +8	Link +9	Link +10
1	1.54	(326, 1)	.00	1.54	.00	1.00	.00	.00	.00	.00	.00	.00	.00	.00
				Links 10+	.50	.00	.00	.00	.00	.04	.00	.00	.00	.00
2	1.51	(326, 1)	.00	1.51	.00	.97	.00	.00	.00	.00	.00	.00	.00	.00
				Links 10+	.50	.00	.00	.00	.00	.04	.00	.00	.00	.00
3	1.56	(326, 1)	.00	1.56	.00	1.01	.00	.00	.00	.00	.00	.00	.00	.00
				Links 10+	.50	.00	.00	.00	.00	.04	.00	.00	.00	.00
4	1.57	(326, 1)	.00	1.57	.00	1.03	.00	.00	.00	.00	.00	.00	.00	.00
				Links 10+	.50	.00	.00	.00	.00	.04	.00	.00	.00	.00
5	1.57	(326, 1)	.00	1.57	.00	1.03	.00	.00	.00	.00	.00	.00	.00	.00
				Links 10+	.50	.00	.00	.00	.00	.04	.00	.00	.00	.00
6	1.56	(326, 1)	.00	1.56	.00	1.01	.00	.00	.00	.00	.00	.00	.00	.00
				Links 10+	.50	.00	.00	.00	.00	.04	.00	.00	.00	.00
7	1.51	(326, 1)	.00	1.51	.00	.97	.00	.00	.00	.00	.00	.00	.00	.00
				Links 10+	.50	.00	.00	.00	.00	.04	.00	.00	.00	.00
8	1.57	(326, 1)	.00	1.57	.00	1.03	.00	.00	.00	.00	.00	.00	.00	.00
				Links 10+	.50	.00	.00	.00	.00	.04	.00	.00	.00	.00
9	1.56	(326, 1)	.00	1.56	.00	1.01	.00	.00	.00	.00	.00	.00	.00	.00
				Links 10+	.50	.00	.00	.00	.00	.04	.00	.00	.00	.00
10	1.57	(326, 1)	.00	1.57	.00	1.03	.00	.00	.00	.00	.00	.00	.00	.00
				Links 10+	.50	.00	.00	.00	.00	.04	.00	.00	.00	.00
11	1.56	(326, 1)	.00	1.56	.00	1.01	.00	.00	.00	.00	.00	.00	.00	.00
				Links 10+	.50	.00	.00	.00	.00	.04	.00	.00	.00	.00
12	1.57	(316,17)	.00	1.57	.04	.97	.00	.00	.00	.00	.00	.00	.00	.00
				Links 10+	.47	.06	.00	.00	.00	.03	.00	.00	.00	.00
13	1.60	(316,17)	.00	1.60	.01	1.01	.00	.00	.00	.00	.00	.00	.00	.00
				Links 10+	.50	.04	.00	.00	.00	.03	.00	.00	.00	.00
14	1.59	(316,17)	.00	1.59	.01	1.01	.00	.00	.00	.00	.00	.00	.00	.00
				Links 10+	.50	.03	.00	.00	.00	.03	.00	.00	.00	.00
15	1.59	(316,17)	.00	1.59	.01	1.01	.00	.00	.00	.00	.00	.00	.00	.00
				Links 10+	.50	.03	.00	.00	.00	.03	.00	.00	.00	.00
16	1.59	(316,17)	.00	1.59	.01	1.01	.00	.00	.00	.00	.00	.00	.00	.00
				Links 10+	.51	.01	.00	.00	.00	.03	.00	.00	.00	.00
17	1.61	(316,17)	.00	1.61	.01	1.04	.00	.00	.00	.00	.00	.00	.00	.00
				Links 10+	.51	.01	.00	.00	.00	.03	.00	.00	.00	.00
18	1.61	(316,17)	.00	1.61	.01	1.04	.00	.00	.00	.00	.00	.00	.00	.00
				Links 10+	.51	.01	.00	.00	.00	.03	.00	.00	.00	.00
19	1.63	(316,17)	.00	1.63	.01	1.04	.00	.00	.00	.00	.00	.00	.00	.00
				Links 10+	.53	.01	.00	.00	.00	.03	.00	.00	.00	.00

JOB: HSS FDR Air Quality Build/No Jets

RUN: FDR DRIVE BET E 67TH-75TH STS/NO JETS

LINK CONTRIBUTION TABLES

SECOND HIGHEST 8-HOUR AVERAGED LINK CONTRIBUTIONS
IN PARTS PER MILLION (PPM)
INCLUDING AMBIENT BACKGROUND CONCENTRATIONS.

Rcptr No.	Total Conc	Ending Day Hr	Ambient Backgnd	Total Link	Link +1	Link +2	Link +3	Link +4	Link +5	Link +6	Link +7	Link +8	Link +9	Link +10
20	1.63	(316,17)	.00	1.63	.01	1.04	.00	.00	.00	.00	.00	.00	.00	.00
			Links	10+	.53	.01	.00	.00	.00	.03	.00	.00	.00	.00
21	1.63	(316,17)	.00	1.63	.01	1.04	.00	.00	.00	.00	.00	.00	.00	.00
			Links	10+	.53	.01	.00	.00	.00	.03	.00	.00	.00	.00
22	1.69	(316,17)	.00	1.69	.01	1.06	.00	.00	.00	.00	.00	.00	.00	.00
			Links	10+	.56	.01	.00	.00	.00	.04	.00	.00	.00	.00
23	1.69	(316,17)	.00	1.69	.01	1.06	.00	.00	.00	.00	.00	.00	.00	.00
			Links	10+	.56	.01	.00	.00	.00	.04	.00	.00	.00	.00
24	1.70	(316,17)	.00	1.70	.01	1.06	.00	.00	.00	.00	.00	.00	.00	.00
			Links	10+	.57	.01	.00	.00	.00	.04	.00	.00	.00	.00
25	1.70	(316,17)	.00	1.70	.01	1.06	.00	.00	.00	.00	.00	.00	.00	.00
			Links	10+	.57	.01	.00	.00	.00	.04	.00	.00	.00	.00
26	1.70	(316,17)	.00	1.70	.01	1.06	.00	.00	.00	.00	.00	.00	.00	.00
			Links	10+	.57	.01	.00	.00	.00	.04	.00	.00	.00	.00
27	1.71	(316,17)	.00	1.71	.00	1.07	.00	.00	.00	.00	.00	.00	.00	.00
			Links	10+	.57	.01	.00	.00	.00	.06	.00	.00	.00	.00
28	1.71	(316,17)	.00	1.71	.00	1.07	.00	.00	.00	.00	.00	.00	.00	.00
			Links	10+	.57	.01	.00	.00	.00	.06	.00	.00	.00	.00
29	1.71	(316,17)	.00	1.71	.00	1.06	.00	.00	.00	.00	.00	.00	.00	.00
			Links	10+	.57	.01	.00	.00	.00	.07	.00	.00	.00	.00
30	1.69	(285,24)	.00	1.69	.00	.87	.13	.09	.01	.00	.00	.03	.20	.17
			Links	10+	.14	.00	.00	.04	.00	.00	.00	.00	.00	.00
31	1.67	(50,12)	.00	1.67	.00	1.12	.00	.00	.00	.00	.00	.00	.00	.00
			Links	10+	.53	.00	.00	.00	.00	.02	.00	.00	.00	.00
32	1.57	(50,12)	.00	1.57	.00	1.03	.00	.00	.00	.00	.00	.00	.00	.00
			Links	10+	.52	.00	.00	.00	.00	.02	.00	.00	.00	.00
33	1.73	(326, 1)	.00	1.73	.00	.00	.27	.71	.03	.00	.00	.07	.56	.01
			Links	10+	.00	.00	.00	.07	.00	.00	.00	.00	.00	.00
34	2.03	(326, 1)	.00	2.03	.00	.00	.00	1.33	.04	.00	.00	.09	.53	.00
			Links	10+	.00	.00	.00	.04	.00	.00	.00	.00	.00	.00
35	1.97	(326, 1)	.00	1.97	.00	.00	.00	1.37	.04	.00	.00	.13	.40	.00
			Links	10+	.00	.00	.01	.01	.00	.00	.00	.00	.00	.00
36	1.97	(316,17)	.00	1.97	.00	.27	.13	.94	.00	.00	.00	.00	.24	.07
			Links	10+	.29	.00	.00	.01	.00	.01	.00	.00	.00	.00
37	2.00	(247,16)	.00	2.00	.00	.00	.00	1.23	.00	.00	.00	.00	.67	.03
			Links	10+	.01	.00	.00	.06	.00	.00	.00	.00	.00	.00
38	2.03	(50,12)	.00	2.03	.00	.25	.05	1.13	.00	.00	.00	.00	.23	.07
			Links	10+	.28	.00	.00	.00	.00	.02	.00	.00	.00	.00

JOB: HSS FDR Air Quality Build/No Jets

RUN: FDR DRIVE BET E 67TH-75TH STS/NO JETS

LINK CONTRIBUTION TABLES

SECOND HIGHEST 8-HOUR AVERAGED LINK CONTRIBUTIONS
IN PARTS PER MILLION (PPM)
INCLUDING AMBIENT BACKGROUND CONCENTRATIONS.

Rcptr No.	Total Conc	Ending Day Hr	Ambient Backgnd	Total Link	Link +1	Link +2	Link +3	Link +4	Link +5	Link +6	Link +7	Link +8	Link +9	Link +10
39	1.88	(129,23)	.00	1.88	.00	.21	.08	1.00	.04	.00	.00	.00	.26	.04
				Links 10+	.23	.00	.00	.03	.00	.00	.00	.00	.00	.00
40	1.69	(129,23)	.00	1.69	.00	.20	.04	.66	.23	.00	.00	.01	.31	.03
				Links 10+	.19	.00	.00	.03	.00	.00	.00	.00	.00	.00
41	1.50	(129,23)	.00	1.50	.00	.18	.01	.46	.30	.00	.00	.04	.28	.03
				Links 10+	.19	.00	.00	.03	.00	.00	.00	.00	.00	.00
42	1.34	(129,23)	.00	1.34	.00	.15	.00	.32	.38	.00	.00	.06	.24	.00
				Links 10+	.18	.00	.00	.01	.00	.00	.00	.00	.00	.00
43	1.24	(129,23)	.00	1.24	.00	.13	.00	.25	.40	.00	.00	.09	.20	.00
				Links 10+	.16	.00	.00	.01	.00	.00	.00	.00	.00	.00
44	1.20	(129,23)	.00	1.20	.00	.13	.00	.20	.44	.00	.00	.11	.19	.00
				Links 10+	.13	.00	.00	.01	.00	.00	.00	.00	.00	.00
45	1.16	(129,23)	.00	1.16	.00	.13	.00	.16	.48	.00	.00	.11	.16	.00
				Links 10+	.13	.00	.00	.00	.00	.00	.00	.00	.00	.00
46	1.13	(316,17)	.00	1.13	.00	.10	.00	.11	.49	.00	.00	.20	.11	.00
				Links 10+	.10	.00	.01	.00	.00	.00	.00	.00	.00	.00
47	1.09	(316,17)	.00	1.09	.00	.07	.00	.09	.51	.00	.00	.21	.09	.00
				Links 10+	.10	.00	.01	.00	.00	.00	.00	.00	.00	.00
48	1.09	(316,17)	.00	1.09	.00	.07	.00	.09	.51	.00	.00	.23	.09	.00
				Links 10+	.09	.00	.01	.00	.00	.00	.00	.00	.00	.00
49	1.07	(316,17)	.00	1.07	.00	.07	.00	.09	.51	.00	.00	.23	.07	.00
				Links 10+	.09	.00	.01	.00	.00	.00	.00	.00	.00	.00
50	1.03	(316,17)	.00	1.03	.00	.07	.00	.04	.53	.00	.00	.23	.06	.00
				Links 10+	.09	.00	.01	.00	.00	.00	.00	.00	.00	.00
51	1.06	(316,17)	.00	1.06	.00	.07	.00	.04	.53	.00	.00	.26	.06	.00
				Links 10+	.09	.00	.01	.00	.00	.00	.00	.00	.00	.00
52	1.06	(316,17)	.00	1.06	.00	.07	.00	.04	.53	.00	.00	.26	.06	.00
				Links 10+	.09	.00	.01	.00	.00	.00	.00	.00	.00	.00
53	1.04	(129,23)	.00	1.04	.00	.08	.00	.06	.55	.00	.00	.20	.06	.00
				Links 10+	.08	.00	.01	.00	.00	.00	.00	.00	.00	.00
54	1.04	(129,23)	.00	1.04	.00	.08	.00	.05	.55	.00	.00	.21	.06	.00
				Links 10+	.08	.00	.01	.00	.00	.00	.00	.00	.00	.00
55	1.00	(129,23)	.00	1.00	.00	.08	.00	.05	.55	.00	.00	.21	.03	.00
				Links 10+	.08	.00	.01	.00	.00	.00	.00	.00	.00	.00
56	.99	(129,23)	.00	.99	.00	.06	.00	.05	.55	.00	.00	.21	.03	.00
				Links 10+	.08	.00	.01	.00	.00	.00	.00	.00	.00	.00
57	1.33	(326, 1)	.00	1.33	.23	.57	.00	.00	.00	.00	.00	.00	.00	.00
				Links 10+	.49	.00	.00	.00	.00	.04	.00	.00	.00	.00

JOB: HSS FDR Air Quality Build/No Jets

RUN: FDR DRIVE BET E 67TH-75TH STS/NO JETS

LINK CONTRIBUTION TABLES

SECOND HIGHEST 8-HOUR AVERAGED LINK CONTRIBUTIONS
IN PARTS PER MILLION (PPM)
INCLUDING AMBIENT BACKGROUND CONCENTRATIONS.

Rcptr No.	Total Conc	Ending Day Hr	Ambient Backgnd	Total Link	Link +1	Link +2	Link +3	Link +4	Link +5	Link +6	Link +7	Link +8	Link +9	Link +10
58	1.21	(326, 1)	.00	1.21	.40	.29	.00	.00	.00	.00	.00	.00	.00	.00
			Links	10+	.41	.07	.00	.00	.00	.04	.00	.00	.00	.00
59	1.10	(342,22)	.00	1.10	.36	.31	.00	.00	.00	.00	.00	.00	.00	.00
			Links	10+	.32	.08	.00	.00	.00	.03	.00	.00	.00	.00
60	1.04	(342,23)	.00	1.04	.40	.26	.00	.00	.00	.00	.00	.00	.00	.00
			Links	10+	.26	.10	.00	.00	.00	.01	.00	.00	.00	.00

MAXIMUM 1-HOUR AVERAGED LINK CONTRIBUTIONS
IN PARTS PER MILLION (PPM)
INCLUDING AMBIENT BACKGROUND CONCENTRATIONS.

Rcptr No.	Total Conc	Ending Day Hr	Ambient Backgnd	Total Link	Link +1	Link +2	Link +3	Link +4	Link +5	Link +6	Link +7	Link +8	Link +9	Link +10
1	3.40	(41,18)	.00	3.40	.00	2.30	.00	.00	.00	.00	.00	.00	.00	.00
			Links	10+	1.00	.00	.00	.00	.00	.10	.00	.00	.00	.00
2	3.30	(41,18)	.00	3.30	.00	2.30	.00	.00	.00	.00	.00	.00	.00	.00
			Links	10+	.90	.00	.00	.00	.00	.10	.00	.00	.00	.00
3	3.40	(285,21)	.00	3.40	.00	2.20	.00	.00	.00	.00	.00	.00	.00	.00
			Links	10+	1.10	.00	.00	.00	.00	.10	.00	.00	.00	.00
4	3.40	(285,21)	.00	3.40	.00	2.20	.00	.00	.00	.00	.00	.00	.00	.00
			Links	10+	1.10	.00	.00	.00	.00	.10	.00	.00	.00	.00
5	3.40	(285,21)	.00	3.40	.00	2.20	.00	.00	.00	.00	.00	.00	.00	.00
			Links	10+	1.10	.00	.00	.00	.00	.10	.00	.00	.00	.00
6	3.40	(285,21)	.00	3.40	.00	2.20	.00	.00	.00	.00	.00	.00	.00	.00
			Links	10+	1.10	.00	.00	.00	.00	.10	.00	.00	.00	.00
7	3.40	(41,18)	.00	3.40	.00	2.20	.00	.10	.00	.00	.00	.00	.10	.00
			Links	10+	.90	.00	.00	.00	.00	.10	.00	.00	.00	.00
8	3.60	(41,18)	.00	3.60	.00	2.30	.00	.10	.00	.00	.00	.00	.10	.00
			Links	10+	.90	.00	.00	.00	.00	.10	.00	.00	.00	.00
9	3.50	(41,18)	.00	3.50	.00	2.20	.00	.10	.00	.00	.00	.10	.10	.00
			Links	10+	.90	.00	.00	.00	.00	.10	.00	.00	.00	.00
10	3.50	(41,18)	.00	3.50	.00	2.20	.00	.10	.10	.00	.00	.10	.10	.00
			Links	10+	.80	.00	.00	.00	.00	.10	.00	.00	.00	.00
11	3.50	(41,18)	.00	3.50	.00	2.20	.00	.10	.10	.00	.00	.10	.10	.00
			Links	10+	.80	.00	.00	.00	.00	.10	.00	.00	.00	.00
12	3.50	(41,18)	.00	3.50	.00	2.20	.00	.10	.10	.00	.00	.10	.10	.00
			Links	10+	.80	.00	.00	.00	.00	.10	.00	.00	.00	.00

JOB: HSS FDR Air Quality Build/No Jets

RUN: FDR DRIVE BET E 67TH-75TH STS/NO JETS

LINK CONTRIBUTION TABLES

MAXIMUM 1-HOUR AVERAGED LINK CONTRIBUTIONS
IN PARTS PER MILLION (PPM)
INCLUDING AMBIENT BACKGROUND CONCENTRATIONS.

Rcptr No.	Total Conc	Ending Day Hr	Ambient Backgnd	Total Link	Link +1	Link +2	Link +3	Link +4	Link +5	Link +6	Link +7	Link +8	Link +9	Link +10
13	3.60	(41,18)	.00	3.60	.00	2.20	.00	.10	.10	.00	.10	.10	.10	.00
			Links 10+		.80	.00	.00	.00	.00	.10	.00	.00	.00	.00
14	3.50	(41,18)	.00	3.50	.00	2.20	.00	.10	.10	.00	.10	.10	.10	.00
			Links 10+		.80	.00	.00	.00	.00	.00	.00	.00	.00	.00
15	3.30	(285,21)	.00	3.30	.00	2.10	.00	.00	.00	.00	.00	.00	.00	.00
			Links 10+		1.10	.00	.00	.00	.00	.10	.00	.00	.00	.00
16	3.30	(41,18)	.00	3.30	.00	2.10	.00	.10	.10	.00	.10	.10	.10	.00
			Links 10+		.70	.00	.00	.00	.00	.00	.00	.00	.00	.00
17	3.30	(41,18)	.00	3.30	.00	2.10	.00	.10	.10	.00	.10	.10	.10	.00
			Links 10+		.70	.00	.00	.00	.00	.00	.00	.00	.00	.00
18	3.30	(285,21)	.00	3.30	.00	2.20	.00	.00	.00	.00	.00	.00	.00	.00
			Links 10+		1.00	.00	.00	.00	.00	.10	.00	.00	.00	.00
19	3.30	(285,21)	.00	3.30	.00	2.20	.00	.00	.00	.00	.00	.00	.00	.00
			Links 10+		1.00	.00	.00	.00	.00	.10	.00	.00	.00	.00
20	3.20	(41,18)	.00	3.20	.00	2.00	.00	.10	.10	.00	.10	.10	.20	.00
			Links 10+		.60	.00	.00	.00	.00	.00	.00	.00	.00	.00
21	3.30	(41,18)	.00	3.30	.00	1.90	.00	.20	.10	.10	.10	.10	.20	.10
			Links 10+		.50	.00	.00	.00	.00	.00	.00	.00	.00	.00
22	3.40	(41,18)	.00	3.40	.00	1.90	.10	.20	.10	.10	.10	.10	.20	.10
			Links 10+		.50	.00	.00	.00	.00	.00	.00	.00	.00	.00
23	3.30	(50, 8)	.00	3.30	.00	2.10	.00	.00	.00	.00	.00	.00	.00	.00
			Links 10+		1.10	.00	.00	.00	.00	.10	.00	.00	.00	.00
24	3.30	(50, 8)	.00	3.30	.00	2.10	.00	.00	.00	.00	.00	.00	.00	.00
			Links 10+		1.10	.00	.00	.00	.00	.10	.00	.00	.00	.00
25	3.40	(41,18)	.00	3.40	.00	1.70	.10	.30	.10	.10	.10	.20	.30	.10
			Links 10+		.30	.00	.00	.10	.00	.00	.00	.00	.00	.00
26	3.30	(50, 8)	.00	3.30	.00	2.10	.00	.00	.00	.00	.00	.00	.00	.00
			Links 10+		1.10	.00	.00	.00	.00	.10	.00	.00	.00	.00
27	3.40	(41,18)	.00	3.40	.00	1.50	.10	.40	.20	.10	.10	.20	.40	.10
			Links 10+		.20	.00	.00	.10	.00	.00	.00	.00	.00	.00
28	3.30	(41,18)	.00	3.30	.00	1.30	.20	.50	.20	.10	.10	.20	.40	.10
			Links 10+		.10	.00	.00	.10	.00	.00	.00	.00	.00	.00
29	3.30	(50, 8)	.00	3.30	.00	2.10	.00	.00	.00	.00	.00	.00	.00	.00
			Links 10+		1.10	.00	.00	.00	.00	.10	.00	.00	.00	.00
30	3.30	(50, 8)	.00	3.30	.00	2.10	.00	.00	.00	.00	.00	.00	.00	.00
			Links 10+		1.10	.00	.00	.00	.00	.10	.00	.00	.00	.00
31	3.30	(50, 8)	.00	3.30	.00	2.10	.00	.00	.00	.00	.00	.00	.00	.00
			Links 10+		1.10	.00	.00	.00	.00	.10	.00	.00	.00	.00

JOB: HSS FDR Air Quality Build/No Jets

RUN: FDR DRIVE BET E 67TH-75TH STS/NO JETS

LINK CONTRIBUTION TABLES

MAXIMUM 1-HOUR AVERAGED LINK CONTRIBUTIONS
IN PARTS PER MILLION (PPM)
INCLUDING AMBIENT BACKGROUND CONCENTRATIONS.

Rcptr No.	Total Conc	Ending Day Hr	Ambient Backgnd	Total Link	Link +1	Link +2	Link +3	Link +4	Link +5	Link +6	Link +7	Link +8	Link +9	Link +10
32	3.10	(50, 8)	.00	3.10	.00	1.90	.00	.00	.00	.00	.00	.00	.00	.00
			Links 10+		1.10	.00	.00	.00	.00	.10	.00	.00	.00	.00
33	3.70	(285,21)	.00	3.70	.00	.00	.50	1.70	.10	.00	.00	.10	1.20	.00
			Links 10+		.00	.00	.00	.10	.00	.00	.00	.00	.00	.00
34	4.50	(285,21)	.00	4.50	.00	.00	.10	2.90	.10	.00	.00	.20	1.00	.00
			Links 10+		.00	.00	.10	.10	.00	.00	.00	.00	.00	.00
35	4.20	(285,21)	.00	4.20	.00	.00	.00	2.90	.20	.00	.00	.30	.70	.00
			Links 10+		.00	.00	.10	.00	.00	.00	.00	.00	.00	.00
36	3.90	(285,21)	.00	3.90	.00	.00	.00	2.70	.30	.00	.00	.40	.40	.00
			Links 10+		.00	.00	.10	.00	.00	.00	.00	.00	.00	.00
37	3.90	(50, 8)	.00	3.90	.00	.40	.20	2.20	.00	.00	.00	.00	.20	.20
			Links 10+		.60	.00	.00	.00	.00	.10	.00	.00	.00	.00
38	4.10	(50, 8)	.00	4.10	.00	.30	.10	2.40	.00	.00	.00	.00	.50	.20
			Links 10+		.50	.00	.00	.00	.00	.10	.00	.00	.00	.00
39	3.70	(29, 9)	.00	3.70	.00	.30	.10	2.00	.10	.00	.00	.00	.50	.10
			Links 10+		.50	.00	.00	.00	.00	.10	.00	.00	.00	.00
40	3.60	(50, 8)	.00	3.60	.00	.20	.10	1.40	.50	.00	.00	.00	.90	.10
			Links 10+		.30	.00	.00	.10	.00	.00	.00	.00	.00	.00
41	3.30	(50, 8)	.00	3.30	.00	.20	.10	.90	.70	.00	.00	.10	.80	.10
			Links 10+		.30	.00	.00	.10	.00	.00	.00	.00	.00	.00
42	2.90	(316,17)	.00	2.90	.00	.50	.10	.80	.50	.00	.00	.00	.40	.10
			Links 10+		.50	.00	.00	.00	.00	.00	.00	.00	.00	.00
43	2.90	(316,17)	.00	2.90	.00	.50	.10	.70	.60	.00	.00	.00	.40	.10
			Links 10+		.50	.00	.00	.00	.00	.00	.00	.00	.00	.00
44	2.70	(316,17)	.00	2.70	.00	.40	.10	.50	.70	.00	.00	.10	.40	.10
			Links 10+		.40	.00	.00	.00	.00	.00	.00	.00	.00	.00
45	2.60	(316,17)	.00	2.60	.00	.40	.10	.50	.80	.00	.00	.10	.30	.00
			Links 10+		.40	.00	.00	.00	.00	.00	.00	.00	.00	.00
46	2.40	(316,17)	.00	2.40	.00	.40	.00	.40	.80	.00	.00	.10	.30	.00
			Links 10+		.40	.00	.00	.00	.00	.00	.00	.00	.00	.00
47	2.40	(316,17)	.00	2.40	.00	.30	.00	.30	.90	.00	.00	.20	.30	.00
			Links 10+		.40	.00	.00	.00	.00	.00	.00	.00	.00	.00
48	2.30	(316,17)	.00	2.30	.00	.30	.00	.30	.90	.00	.00	.20	.30	.00
			Links 10+		.30	.00	.00	.00	.00	.00	.00	.00	.00	.00
49	2.20	(316,17)	.00	2.20	.00	.30	.00	.30	.90	.00	.00	.20	.20	.00
			Links 10+		.30	.00	.00	.00	.00	.00	.00	.00	.00	.00
50	2.20	(316,17)	.00	2.20	.00	.30	.00	.20	1.00	.00	.00	.20	.20	.00
			Links 10+		.30	.00	.00	.00	.00	.00	.00	.00	.00	.00

JOB: HSS FDR Air Quality Build/No Jets

RUN: FDR DRIVE BET E 67TH-75TH STS/NO JETS

LINK CONTRIBUTION TABLES

MAXIMUM 1-HOUR AVERAGED LINK CONTRIBUTIONS
IN PARTS PER MILLION (PPM)
INCLUDING AMBIENT BACKGROUND CONCENTRATIONS.

Rcptr No.	Total Conc	Ending Day Hr	Ambient Backgnd	Total Link	Link +1	Link +2	Link +3	Link +4	Link +5	Link +6	Link +7	Link +8	Link +9	Link +10
51	2.30	(316,17)	.00	2.30	.00	.30	.00	.20	1.00	.00	.00	.30	.20	.00
			Links	10+	.30	.00	.00	.00	.00	.00	.00	.00	.00	.00
52	2.30	(316,17)	.00	2.30	.00	.30	.00	.20	1.00	.00	.00	.30	.20	.00
			Links	10+	.30	.00	.00	.00	.00	.00	.00	.00	.00	.00
53	2.20	(316,17)	.00	2.20	.00	.20	.00	.20	1.00	.00	.00	.30	.20	.00
			Links	10+	.30	.00	.00	.00	.00	.00	.00	.00	.00	.00
54	2.00	(29, 9)	.00	2.00	.00	.10	.00	.10	1.00	.00	.00	.50	.10	.00
			Links	10+	.10	.00	.10	.00	.00	.00	.00	.00	.00	.00
55	2.00	(29, 9)	.00	2.00	.00	.10	.00	.10	1.00	.00	.00	.50	.10	.00
			Links	10+	.10	.00	.10	.00	.00	.00	.00	.00	.00	.00
56	1.90	(29, 9)	.00	1.90	.00	.10	.00	.00	1.00	.00	.00	.50	.10	.00
			Links	10+	.10	.00	.10	.00	.00	.00	.00	.00	.00	.00
57	3.20	(41,18)	.00	3.20	.20	1.90	.00	.00	.00	.00	.00	.00	.00	.00
			Links	10+	1.00	.00	.00	.00	.00	.10	.00	.00	.00	.00
58	3.00	(41,18)	.00	3.00	.40	1.50	.00	.00	.00	.00	.00	.00	.00	.00
			Links	10+	1.00	.00	.00	.00	.00	.10	.00	.00	.00	.00
59	2.80	(41,18)	.00	2.80	.60	1.20	.00	.00	.00	.00	.00	.00	.00	.00
			Links	10+	.90	.00	.00	.00	.00	.10	.00	.00	.00	.00
60	2.80	(41,18)	.00	2.80	.70	1.00	.00	.00	.00	.00	.00	.00	.00	.00
			Links	10+	.90	.10	.00	.00	.00	.10	.00	.00	.00	.00

SECOND HIGHEST 1-HOUR AVERAGED LINK CONTRIBUTIONS
IN PARTS PER MILLION (PPM)
INCLUDING AMBIENT BACKGROUND CONCENTRATIONS.

Rcptr No.	Total Conc	Ending Day Hr	Ambient Backgnd	Total Link	Link +1	Link +2	Link +3	Link +4	Link +5	Link +6	Link +7	Link +8	Link +9	Link +10
1	3.30	(285,21)	.00	3.30	.00	2.10	.00	.00	.00	.00	.00	.00	.00	.00
			Links	10+	1.10	.00	.00	.00	.00	.10	.00	.00	.00	.00
2	3.30	(285,21)	.00	3.30	.00	2.10	.00	.00	.00	.00	.00	.00	.00	.00
			Links	10+	1.10	.00	.00	.00	.00	.10	.00	.00	.00	.00
3	3.30	(41,18)	.00	3.30	.00	2.30	.00	.00	.00	.00	.00	.00	.00	.00
			Links	10+	.90	.00	.00	.00	.00	.10	.00	.00	.00	.00
4	3.40	(41,18)	.00	3.40	.00	2.30	.00	.00	.00	.00	.00	.00	.10	.00
			Links	10+	.90	.00	.00	.00	.00	.10	.00	.00	.00	.00
5	3.40	(41,18)	.00	3.40	.00	2.30	.00	.00	.00	.00	.00	.00	.10	.00
			Links	10+	.90	.00	.00	.00	.00	.10	.00	.00	.00	.00

JOB: HSS FDR Air Quality Build/No Jets

RUN: FDR DRIVE BET E 67TH-75TH STS/NO JETS

LINK CONTRIBUTION TABLES

SECOND HIGHEST 1-HOUR AVERAGED LINK CONTRIBUTIONS
IN PARTS PER MILLION (PPM)
INCLUDING AMBIENT BACKGROUND CONCENTRATIONS.

Rcptr No.	Total Conc	Ending Day Hr	Ambient Backgnd	Total Link	Link +1	Link +2	Link +3	Link +4	Link +5	Link +6	Link +7	Link +8	Link +9	Link +10
6	3.40	(41,18)	.00	3.40	.00	2.20	.00	.10	.00	.00	.00	.00	.10	.00
				Links 10+	.90	.00	.00	.00	.00	.10	.00	.00	.00	.00
7	3.30	(285,21)	.00	3.30	.00	2.10	.00	.00	.00	.00	.00	.00	.00	.00
				Links 10+	1.10	.00	.00	.00	.00	.10	.00	.00	.00	.00
8	3.40	(285,21)	.00	3.40	.00	2.20	.00	.00	.00	.00	.00	.00	.00	.00
				Links 10+	1.10	.00	.00	.00	.00	.10	.00	.00	.00	.00
9	3.40	(285,21)	.00	3.40	.00	2.20	.00	.00	.00	.00	.00	.00	.00	.00
				Links 10+	1.10	.00	.00	.00	.00	.10	.00	.00	.00	.00
10	3.40	(285,21)	.00	3.40	.00	2.20	.00	.00	.00	.00	.00	.00	.00	.00
				Links 10+	1.10	.00	.00	.00	.00	.10	.00	.00	.00	.00
11	3.40	(285,21)	.00	3.40	.00	2.20	.00	.00	.00	.00	.00	.00	.00	.00
				Links 10+	1.10	.00	.00	.00	.00	.10	.00	.00	.00	.00
12	3.30	(285,21)	.00	3.30	.00	2.10	.00	.00	.00	.00	.00	.00	.00	.00
				Links 10+	1.10	.00	.00	.00	.00	.10	.00	.00	.00	.00
13	3.40	(285,21)	.00	3.40	.00	2.20	.00	.00	.00	.00	.00	.00	.00	.00
				Links 10+	1.10	.00	.00	.00	.00	.10	.00	.00	.00	.00
14	3.40	(285,21)	.00	3.40	.00	2.20	.00	.00	.00	.00	.00	.00	.00	.00
				Links 10+	1.10	.00	.00	.00	.00	.10	.00	.00	.00	.00
15	3.30	(41,18)	.00	3.30	.00	2.10	.00	.10	.10	.00	.10	.10	.10	.00
				Links 10+	.70	.00	.00	.00	.00	.00	.00	.00	.00	.00
16	3.20	(50, 8)	.00	3.20	.00	2.00	.00	.00	.00	.00	.00	.00	.00	.00
				Links 10+	1.00	.10	.00	.00	.00	.10	.00	.00	.00	.00
17	3.20	(285,21)	.00	3.20	.00	2.10	.00	.00	.00	.00	.00	.00	.00	.00
				Links 10+	1.00	.00	.00	.00	.00	.10	.00	.00	.00	.00
18	3.30	(41,18)	.00	3.30	.00	2.10	.00	.10	.10	.00	.10	.10	.10	.00
				Links 10+	.70	.00	.00	.00	.00	.00	.00	.00	.00	.00
19	3.20	(50, 8)	.00	3.20	.00	2.10	.00	.00	.00	.00	.00	.00	.00	.00
				Links 10+	1.00	.00	.00	.00	.00	.10	.00	.00	.00	.00
20	3.20	(50, 8)	.00	3.20	.00	2.00	.00	.00	.00	.00	.00	.00	.00	.00
				Links 10+	1.10	.00	.00	.00	.00	.10	.00	.00	.00	.00
21	3.20	(50, 8)	.00	3.20	.00	2.00	.00	.00	.00	.00	.00	.00	.00	.00
				Links 10+	1.10	.00	.00	.00	.00	.10	.00	.00	.00	.00
22	3.30	(50, 8)	.00	3.30	.00	2.10	.00	.00	.00	.00	.00	.00	.00	.00
				Links 10+	1.10	.00	.00	.00	.00	.10	.00	.00	.00	.00
23	3.20	(285,21)	.00	3.20	.00	2.10	.00	.00	.00	.00	.00	.00	.00	.00
				Links 10+	1.00	.00	.00	.00	.00	.10	.00	.00	.00	.00
24	3.30	(41,18)	.00	3.30	.00	1.80	.10	.20	.10	.10	.10	.10	.30	.10
				Links 10+	.40	.00	.00	.00	.00	.00	.00	.00	.00	.00

JOB: HSS FDR Air Quality Build/No Jets

RUN: FDR DRIVE BET E 67TH-75TH STS/NO JETS

LINK CONTRIBUTION TABLES

SECOND HIGHEST 1-HOUR AVERAGED LINK CONTRIBUTIONS
IN PARTS PER MILLION (PPM)
INCLUDING AMBIENT BACKGROUND CONCENTRATIONS.

Rcptr No.	Total Conc	Ending Day Hr	Ambient Backgnd	Total Link	Link +1	Link +2	Link +3	Link +4	Link +5	Link +6	Link +7	Link +8	Link +9	Link +10
25	3.30	(50, 8)	.00	3.30	.00	2.10	.00	.00	.00	.00	.00	.00	.00	.00
				Links 10+	1.10	.00	.00	.00	.00	.10	.00	.00	.00	.00
26	3.20	(41,18)	.00	3.20	.00	1.50	.10	.30	.20	.10	.10	.20	.30	.10
				Links 10+	.20	.00	.00	.10	.00	.00	.00	.00	.00	.00
27	3.30	(50, 8)	.00	3.30	.00	2.10	.00	.00	.00	.00	.00	.00	.00	.00
				Links 10+	1.10	.00	.00	.00	.00	.10	.00	.00	.00	.00
28	3.30	(50, 8)	.00	3.30	.00	2.10	.00	.00	.00	.00	.00	.00	.00	.00
				Links 10+	1.10	.00	.00	.00	.00	.10	.00	.00	.00	.00
29	3.20	(285,21)	.00	3.20	.00	1.80	.20	.20	.00	.00	.00	.00	.40	.20
				Links 10+	.30	.00	.00	.10	.00	.00	.00	.00	.00	.00
30	3.20	(29, 9)	.00	3.20	.00	2.10	.00	.00	.00	.00	.00	.00	.00	.00
				Links 10+	1.00	.00	.00	.00	.00	.10	.00	.00	.00	.00
31	3.20	(29, 9)	.00	3.20	.00	2.10	.00	.00	.00	.00	.00	.00	.00	.00
				Links 10+	1.00	.00	.00	.00	.00	.10	.00	.00	.00	.00
32	3.10	(285,21)	.00	3.10	.00	.00	.90	.90	.00	.00	.00	.10	1.00	.10
				Links 10+	.00	.00	.00	.10	.00	.00	.00	.00	.00	.00
33	3.20	(41,18)	.00	3.20	.00	.00	.20	1.70	.40	.10	.10	.30	.30	.00
				Links 10+	.00	.00	.10	.00	.00	.00	.00	.00	.00	.00
34	3.70	(285,23)	.00	3.70	.00	.00	.10	2.20	.00	.00	.00	.10	1.20	.00
				Links 10+	.00	.00	.00	.10	.00	.00	.00	.00	.00	.00
35	3.70	(172,16)	.00	3.70	.00	.00	.00	2.20	.00	.00	.00	.00	1.30	.00
				Links 10+	.00	.00	.00	.20	.00	.00	.00	.00	.00	.00
36	3.70	(172,16)	.00	3.70	.00	.00	.00	2.20	.00	.00	.00	.00	1.30	.00
				Links 10+	.00	.00	.00	.20	.00	.00	.00	.00	.00	.00
37	3.60	(76,19)	.00	3.60	.00	.30	.20	2.10	.00	.00	.00	.00	.20	.20
				Links 10+	.50	.00	.00	.00	.00	.10	.00	.00	.00	.00
38	3.90	(29, 9)	.00	3.90	.00	.40	.20	2.20	.00	.00	.00	.00	.30	.10
				Links 10+	.60	.00	.00	.00	.00	.10	.00	.00	.00	.00
39	3.70	(50, 8)	.00	3.70	.00	.20	.10	2.10	.10	.00	.00	.00	.70	.10
				Links 10+	.40	.00	.00	.00	.00	.00	.00	.00	.00	.00
40	3.50	(29, 9)	.00	3.50	.00	.30	.10	1.40	.40	.00	.00	.00	.60	.10
				Links 10+	.40	.00	.00	.10	.00	.10	.00	.00	.00	.00
41	3.20	(29, 9)	.00	3.20	.00	.20	.10	1.00	.60	.00	.00	.00	.70	.10
				Links 10+	.40	.00	.00	.10	.00	.00	.00	.00	.00	.00
42	2.80	(29, 9)	.00	2.80	.00	.20	.00	.70	.70	.00	.00	.10	.60	.10
				Links 10+	.30	.00	.00	.10	.00	.00	.00	.00	.00	.00
43	2.60	(50, 8)	.00	2.60	.00	.10	.00	.40	.90	.00	.00	.20	.60	.10
				Links 10+	.20	.00	.00	.10	.00	.00	.00	.00	.00	.00

JOB: HSS FDR Air Quality Build/No Jets

RUN: FDR DRIVE BET E 67TH-75TH STS/NO JETS

LINK CONTRIBUTION TABLES

SECOND HIGHEST 1-HOUR AVERAGED LINK CONTRIBUTIONS
IN PARTS PER MILLION (PPM)
INCLUDING AMBIENT BACKGROUND CONCENTRATIONS.

Rcptr No.	Total Conc	Ending Day Hr	Ambient Backgnd	Total Link	Link +1	Link +2	Link +3	Link +4	Link +5	Link +6	Link +7	Link +8	Link +9	Link +10
44	2.60	(233, 7)	.00	2.60	.00	.40	.10	.50	.60	.00	.00	.10	.40	.10
				Links 10+	.40	.00	.00	.00	.00	.00	.00	.00	.00	.00
45	2.30	(29, 9)	.00	2.30	.00	.10	.00	.30	.90	.00	.00	.30	.40	.00
				Links 10+	.20	.00	.00	.10	.00	.00	.00	.00	.00	.00
46	2.20	(50, 8)	.00	2.20	.00	.10	.00	.20	1.00	.00	.00	.40	.30	.00
				Links 10+	.10	.00	.00	.10	.00	.00	.00	.00	.00	.00
47	2.20	(233, 7)	.00	2.20	.00	.30	.00	.30	.70	.00	.00	.20	.30	.00
				Links 10+	.40	.00	.00	.00	.00	.00	.00	.00	.00	.00
48	2.10	(29, 9)	.00	2.10	.00	.10	.00	.20	.90	.00	.00	.40	.20	.00
				Links 10+	.20	.00	.00	.10	.00	.00	.00	.00	.00	.00
49	2.20	(29, 9)	.00	2.20	.00	.10	.00	.10	1.00	.00	.00	.40	.20	.00
				Links 10+	.20	.00	.10	.10	.00	.00	.00	.00	.00	.00
50	2.00	(29, 9)	.00	2.00	.00	.10	.00	.10	1.00	.00	.00	.40	.20	.00
				Links 10+	.10	.00	.10	.00	.00	.00	.00	.00	.00	.00
51	2.00	(50, 8)	.00	2.00	.00	.10	.00	.10	1.00	.00	.00	.50	.10	.00
				Links 10+	.10	.00	.10	.00	.00	.00	.00	.00	.00	.00
52	2.00	(233, 7)	.00	2.00	.00	.20	.00	.20	.80	.00	.00	.30	.20	.00
				Links 10+	.30	.00	.00	.00	.00	.00	.00	.00	.00	.00
53	2.00	(285,21)	.00	2.00	.00	.00	.00	.00	1.00	.30	.50	.20	.00	.00
				Links 10+	.00	.00	.00	.00	.00	.00	.00	.00	.00	.00
54	1.90	(50, 8)	.00	1.90	.00	.00	.00	.00	1.10	.00	.00	.50	.10	.00
				Links 10+	.10	.00	.10	.00	.00	.00	.00	.00	.00	.00
55	2.00	(285,21)	.00	2.00	.00	.00	.00	.00	.50	.80	.70	.00	.00	.00
				Links 10+	.00	.00	.00	.00	.00	.00	.00	.00	.00	.00
56	1.90	(50, 8)	.00	1.90	.00	.00	.00	.00	1.10	.00	.00	.50	.10	.00
				Links 10+	.10	.00	.10	.00	.00	.00	.00	.00	.00	.00
57	3.00	(285,21)	.00	3.00	.50	1.30	.00	.00	.00	.00	.00	.00	.00	.00
				Links 10+	1.10	.00	.00	.00	.00	.10	.00	.00	.00	.00
58	2.60	(140, 7)	.00	2.60	.30	1.30	.00	.00	.00	.00	.00	.00	.00	.00
				Links 10+	.90	.00	.00	.00	.00	.10	.00	.00	.00	.00
59	2.50	(140, 7)	.00	2.50	.40	1.10	.00	.00	.00	.00	.00	.00	.00	.00
				Links 10+	.90	.00	.00	.00	.00	.10	.00	.00	.00	.00
60	2.30	(140, 7)	.00	2.30	.50	.90	.00	.00	.00	.00	.00	.00	.00	.00
				Links 10+	.80	.00	.00	.00	.00	.10	.00	.00	.00	.00

JOB: HSS FDR Air Quality Build/No Jets

RUN: FDR DRIVE BET E 67TH-75TH STS/NO JETS

CALM DURATION FREQUENCY

Hours of Consecutive Calm Winds	Frequency of Occurrence	(Julian day/hour ending) of Significant Occurrences
1	155	(5,13)(5,19)(5,23)(6, 4)(29,10)(41,19)(49,19)(52, 8)(52,12)(59,18) (61,13)(63, 2)(63,24)(67,13)(73,17)(75, 1)(75,22)(76,16)(82,20)(83,14) (85, 5)(86,13)(87, 1)(88, 6)(92, 5)(109,21)(110, 1)(110, 3)(118, 7)(118, 9) (122, 7)(124,23)(126,21)(126,23)(127, 8)(131, 4)(135, 7)(139, 5)(139,16)(140, 6) (141, 4)(141, 8)(145, 4)(145, 6)(146,21)(147, 7)(147,13)(148, 2)(148, 8)(148,10) (150,21)(150,23)(154, 4)(154,18)(156, 5)(156,11)(156,15)(157,16)(158, 7)(160, 7) (160,11)(162,12)(162,22)(163, 2)(164, 5)(165, 2)(165,16)(165,22)(166,13)(170, 1) (170,15)(173, 1)(174, 4)(174,11)(174,14)(174,22)(175, 2)(175,16)(176, 7)(177,22) (180, 5)(182,24)(183, 5)(184, 4)(185, 8)(185,10)(188, 1)(190, 9)(194,21)(196, 3) (199, 2)(200, 2)(200,18)(200,23)(201, 1)(206, 3)(213,24)(216,10)(218,22)(219, 4) (224, 6)(225, 4)(226, 7)(227,17)(227,19)(227,21)(232, 5)(233, 6)(236,12)(238, 5) (247, 1)(247,11)(247,20)(249,16)(249,18)(249,20)(250,11)(253,10)(253,14)(257, 6) (258,22)(263,11)(264,24)(265, 2)(267, 5)(273,10)(275, 6)(281, 2)(281, 5)(282, 2) (282, 7)(282,15)(285,22)(286,23)(291, 6)(297,22)(298, 4)(298, 9)(305,23)(307, 4) (307,11)(308, 5)(310, 3)(315, 3)(316,16)(320,16)(326, 1)(326,17)(326,22)(330, 6) (338,24)(343,13)(350,14)(357, 4)(358, 4)
2	42	(6, 2)(26,13)(26,16)(34,15)(37,14)(50, 6)(66,24)(75, 4)(76,21)(83, 6) (95,22)(117,23)(124, 5)(125, 3)(127,12)(131, 1)(132, 7)(138, 1)(147, 5)(154, 9) (174, 2)(175, 5)(175, 8)(179,12)(190, 7)(196, 6)(197,17)(198, 5)(202,23)(211, 5) (228, 3)(253,22)(259, 2)(263, 5)(267,11)(279, 1)(293, 9)(310, 1)(314, 4)(326,14) (327, 2)(350,12)
3	14	(29, 6)(118, 4)(145, 1)(165, 8)(201, 6)(247,24)(282,12)(298, 2)(309,22)(314, 8) (320, 7)(320,11)(331, 7)(351, 5)
4	6	(1, 9)(115, 7)(141,13)(170, 6)(231, 7)(280, 5)
5	5	(64,15)(77, 3)(139, 2)(330, 3)(362,13)
6	3	(163,10)(225,13)(359,22)
7	1	(140, 4)
8	1	(54,14)
16	1	(48,12)
23	1	(13,18)

Program terminated normally

JOB: HSS FDR Air Quality Build/No Jets

RUN: FDR DRIVE BET E 67TH-75TH STS/NO JETS

General Information

Run start date: 1/ 1/ 4 Julian: 1
end date: 12/31/ 4 Julian: 366

A Tier 2 approach was used for input data preparation.

The MODE flag has been set to C for calculating CO averages.

Ambient background concentrations are included in the averages below.

Site & Meteorological Constants

VS = .0 CM/S VD = .0 CM/S Z0 = 175. CM ATIM = 60.

Met. Sfc. Sta. Id & Yr = 72503 2004
Upper Air Sta. Id & Yr = 94703 2004

CAUTION: The input years for the Run and Meteorological data
differ. The respective values are: 4 and 2004.

Urban mixing heights were processed.

In 2004, Julian day 1 is a Thursday.

The patterns from the input file
have been assigned as follows:

Pattern # 1 is assigned to Monday.
Pattern # 1 is assigned to Tuesday.
Pattern # 1 is assigned to Wednesday.
Pattern # 1 is assigned to Thursday.
Pattern # 1 is assigned to Friday.
Pattern # 1 is assigned to Saturday.
Pattern # 1 is assigned to Sunday.

Link Data Constants - (Variable data in *.LNK file)

LINK DESCRIPTION	LINK COORDINATES (FT) X1	Y1	X2	Y2	LENGTH (FT)	BRG (DEG)	TYPE	H (FT)	W (FT)	NLANES
1. FDR N/B 67th-68th St*	-132.0	-225.0	15.0	-10.0	260.	34.	AG	.0	36.0	
2. FDR N/B 68th-71st St*	15.0	-10.0	438.0	608.0	749.	34.	AG	.0	36.0	
3. FDR N/B 71st St-Site*	438.0	608.0	472.0	657.0	60.	35.	AG	.0	36.0	
4. FDR N/B Site-itself *	472.0	657.0	530.0	743.0	104.	34.	AG	.0	36.0	
5. FDR N/B Site-73rd St*	530.0	743.0	773.0	1098.0	430.	34.	AG	.0	36.0	
6. FDR N/B 73rd-75th St*	773.0	1098.0	1056.0	1625.0	598.	28.	AG	.0	36.0	

JOB: HSS FDR Air Quality Build/No Jets

RUN: FDR DRIVE BET E 67TH-75TH STS/NO JETS

Link Data Constants - (Variable data in *.LNK file)

LINK DESCRIPTION	LINK COORDINATES (FT) X1	Y1	X2	Y2	LENGTH (FT)	BRG (DEG)	TYPE	H (FT)	W (FT)	NLANES
7. FDR S/B 75th-73rd St	743.0	1118.0	1026.0	1645.0	598.	28.	AG	.0	36.0	
8. FDR S/B 73rd St-Site	500.0	763.0	743.0	1118.0	430.	34.	AG	.0	36.0	
9. FDR S/B Site-itself	442.0	679.0	500.0	763.0	102.	35.	AG	.0	36.0	
10. FDR S/B Site-71st St	408.0	628.0	442.0	679.0	61.	34.	AG	.0	36.0	
11. FDR S/B 71st-68th St	-15.0	10.0	408.0	628.0	749.	34.	AG	.0	36.0	
12. FDR S/B 68th-67th St	-162.0	-205.0	-15.0	10.0	260.	34.	AG	.0	36.0	
13. FDR Service 73-Site	477.0	779.0	720.0	1134.0	430.	34.	AG	.0	32.0	
14. FDR Service Rd Site	419.0	695.0	477.0	779.0	102.	35.	AG	.0	32.0	
15. FDR Service Site-71	385.0	644.0	419.0	695.0	61.	34.	AG	.0	32.0	
16. FDR Service 68-71 St	-38.0	26.0	385.0	644.0	749.	34.	AG	.0	32.0	

Receptor Data

RECEPTOR	COORDINATES (FT) X	Y	Z
1. RECEPTOR 1	34.0	-23.0	6.0
2. RECEPTOR 2	48.0	-4.0	6.0
3. RECEPTOR 3	62.0	17.0	6.0
4. RECEPTOR 4	75.0	37.0	6.0
5. RECEPTOR 5	89.0	57.0	6.0
6. RECEPTOR 6	103.0	77.0	6.0
7. RECEPTOR 7	117.0	97.0	6.0
8. RECEPTOR 8	130.0	117.0	6.0
9. RECEPTOR 9	144.0	137.0	6.0
10. RECEPTOR 10	158.0	158.0	6.0
11. RECEPTOR 11	172.0	178.0	6.0
12. RECEPTOR 12	186.0	198.0	6.0
13. RECEPTOR 13	199.0	218.0	6.0
14. RECEPTOR 14	213.0	238.0	6.0
15. RECEPTOR 15	227.0	258.0	6.0
16. RECEPTOR 16	241.0	278.0	6.0
17. RECEPTOR 17	255.0	299.0	6.0
18. RECEPTOR 18	268.0	319.0	6.0
19. RECEPTOR 19	282.0	339.0	6.0
20. RECEPTOR 20	296.0	359.0	6.0
21. RECEPTOR 21	310.0	379.0	6.0
22. RECEPTOR 22	323.0	399.0	6.0
23. RECEPTOR 23	337.0	419.0	6.0
24. RECEPTOR 24	351.0	440.0	6.0

Receptor Data

RECEPTOR	COORDINATES (FT) X	Y	Z
25. RECEPTOR 25	365.0	460.0	6.0
26. RECEPTOR 26	379.0	480.0	6.0
27. RECEPTOR 27	392.0	500.0	6.0
28. RECEPTOR 28	406.0	520.0	6.0
29. RECEPTOR 29	420.0	540.0	6.0
30. RECEPTOR 30	434.0	561.0	6.0
31. RECEPTOR 31	447.0	581.0	6.0
32. RECEPTOR 32	461.0	601.0	6.0
33. RECEPTOR 33	475.0	621.0	6.0
34. RECEPTOR 34	489.0	641.0	6.0
35. RECEPTOR 35	503.0	661.0	6.0
36. RECEPTOR 36	516.0	681.0	6.0
37. RECEPTOR 37	530.0	702.0	6.0
38. RECEPTOR 38	544.0	722.0	6.0
39. RECEPTOR 39	558.0	742.0	6.0
40. RECEPTOR 40	571.0	762.0	6.0
41. RECEPTOR 41	585.0	782.0	6.0
42. RECEPTOR 42	599.0	802.0	6.0
43. RECEPTOR 43	613.0	822.0	6.0
44. RECEPTOR 44	627.0	843.0	6.0
45. RECEPTOR 45	640.0	863.0	6.0
46. RECEPTOR 46	654.0	883.0	6.0
47. RECEPTOR 47	668.0	903.0	6.0
48. RECEPTOR 48	682.0	923.0	6.0
49. RECEPTOR 49	696.0	943.0	6.0
50. RECEPTOR 50	709.0	964.0	6.0
51. RECEPTOR 51	723.0	984.0	6.0
52. RECEPTOR 52	737.0	1004.0	6.0
53. RECEPTOR 53	751.0	1024.0	6.0
54. RECEPTOR 54	764.0	1044.0	6.0
55. RECEPTOR 55	778.0	1064.0	6.0
56. RECEPTOR 56	792.0	1084.0	6.0
57. RECEPTOR 57	20.0	-44.0	6.0
58. RECEPTOR 58	6.0	-64.0	6.0
59. RECEPTOR 59	-7.0	-84.0	6.0
60. RECEPTOR 60	-21.0	-104.0	6.0

JOB: HSS FDR Air Quality Build/No Jets

RUN: FDR DRIVE BET E 67TH-75TH STS/NO JETS

Model Results

Remarks : In search of the wind direction corresponding to the maximum concentration, only the first direction, of the directions with the same maximum concentrations, is indicated as the maximum.

* MAXIMUM HOURLY CONCENTRATIONS WITH ANY AMBIENT BACKGROUND CONCENTRATIONS (BKG) ADDED
* (PPM)

	REC1	REC2	REC3	REC4	REC5	REC6	REC7	REC8	REC9	REC10
MAX+BKG	3.4	3.2	3.2	3.3	3.3	3.2	3.2	3.3	3.2	3.2
- BKG	.0	.0	.0	.0	.0	.0	.0	.0	.0	.0
MAX	3.4	3.2	3.2	3.3	3.3	3.2	3.2	3.3	3.2	3.2
WIND DIR	13	13	13	13	13	13	13	13	13	324
JULIAN	299	299	299	299	299	299	299	299	299	94
HOUR	18	18	18	18	18	18	18	18	18	17

	REC11	REC12	REC13	REC14	REC15	REC16	REC17	REC18	REC19	REC20
MAX+BKG	3.2	3.2	3.2	3.2	3.3	3.2	3.2	3.2	3.3	3.2
- BKG	.0	.0	.0	.0	.0	.0	.0	.0	.0	.0
MAX	3.2	3.2	3.2	3.2	3.3	3.2	3.2	3.2	3.3	3.2
WIND DIR	13	13	324	13	13	13	13	324	13	13
JULIAN	299	299	94	299	299	299	299	94	299	299
HOUR	18	18	17	18	18	18	18	17	18	18

	REC21	REC22	REC23	REC24	REC25	REC26	REC27	REC28	REC29	REC30
MAX+BKG	3.1	3.1	3.3	3.2	3.2	3.3	3.1	3.3	3.1	3.0
- BKG	.0	.0	.0	.0	.0	.0	.0	.0	.0	.0
MAX	3.1	3.1	3.3	3.2	3.2	3.3	3.1	3.3	3.1	3.0
WIND DIR	13	13	13	13	13	13	324	13	324	13
JULIAN	299	299	299	299	299	299	94	299	94	299
HOUR	18	18	18	18	18	18	17	18	17	18

	REC31	REC32	REC33	REC34	REC35	REC36	REC37	REC38	REC39	REC40
MAX+BKG	3.0	3.2	3.5	3.8	4.7	4.6	4.2	3.6	3.3	3.1
- BKG	.0	.0	.0	.0	.0	.0	.0	.0	.0	.0
MAX	3.0	3.2	3.5	3.8	4.7	4.6	4.2	3.6	3.3	3.1
WIND DIR	232	13	13	324	324	324	324	261	229	229
JULIAN	323	299	299	94	94	94	94	87	276	276
HOUR	16	18	18	17	17	17	17	9	21	21

JOB: HSS FDR Air Quality Build/No Jets

RUN: FDR DRIVE BET E 67TH-75TH STS/NO JETS

* MAXIMUM HOURLY CONCENTRATIONS WITH ANY AMBIENT BACKGROUND CONCENTRATIONS (BKG) ADDED
(PPM)

	REC41	REC42	REC43	REC44	REC45	REC46	REC47	REC48	REC49	REC50
MAX+BKG	2.9	2.7	2.5	2.3	2.4	2.2	2.0	1.9	2.1	2.0
- BKG	.0	.0	.0	.0	.0	.0	.0	.0	.0	.0
MAX	2.9	2.7	2.5	2.3	2.4	2.2	2.0	1.9	2.1	2.0
WIND DIR	229	217	232	217	217	217	217	221	217	217
JULIAN	276	99	323	99	99	99	99	64	99	99
HOUR	21	18	16	18	18	18	18	16	18	18

	REC51	REC52	REC53	REC54	REC55	REC56	REC57	REC58	REC59	REC60
MAX+BKG	2.0	2.1	2.0	2.0	1.8	1.9	3.1	2.8	2.6	2.5
- BKG	.0	.0	.0	.0	.0	.0	.0	.0	.0	.0
MAX	2.0	2.1	2.0	2.0	1.8	1.9	3.1	2.8	2.6	2.5
WIND DIR	217	217	217	13	221	232	13	13	13	13
JULIAN	99	99	99	299	64	323	299	299	299	299
HOUR	18	18	18	18	16	16	18	18	18	18

THE HIGHEST CONCENTRATION OF 4.70 PPM OCCURRED AT RECEPTOR REC35.

JOB: HSS FDR Air Quality Build/No Jets

RUN: FDR DRIVE BET E 67TH-75TH STS/NO JETS

==========
Output Section
==========

NOTES PERTAINING TO THE REPORT

1. THE HIGHEST AVERAGE IN EACH OF THE FIRST TWO COLUMNS OF EACH TABLE BELOW ARE SUFFIXED BY AN ASTERISK (*). FOR PM OUTPUT, THERE IS ONLY ONE COLUMN AND ASTERISK FOR THE ANNUAL AVERAGE/PERIOD OF CONCERN TABLE.

2. THE NUMBERS IN PARENTHESES ARE THE JULIAN DAY AND ENDING HOUR FOR THE PRECEDING AVERAGE.

3. THE NUMBER OF CALM HOURS USED IN PRODUCING EACH AVERAGE ARE PREFIXED BY A C.

PRIMARY AVERAGES.

MAXIMUM 8-HOUR RUNNING NONOVERLAPPING AVERAGE CONCENTRATIONS
IN PARTS PER MILLION (PPM),
INCLUDING AMBIENT BACKGROUND CONCENTRATIONS.

Receptor Number	Highest Conc	Highest Ending Day Hr	Highest Calm	Second highest Conc	Second highest Ending Day Hr	Second highest Calm
1	1.43	(324,19)	C 2	1.37	(299,22)	C 1
2	1.55	(324,19)	C 2	1.46	(327,22)	C 0
3	1.55	(94,21)	C 2	1.53	(324,19)	C 2
4	1.58	(324,19)	C 2	1.57	(94,21)	C 2
5	1.63	(94,21)	C 2	1.54	(327,22)	C 0
6	1.65	(94,21)	C 2	1.54	(327,22)	C 0
7	1.63	(94,21)	C 2	1.54	(327,22)	C 0
8	1.68	(94,21)	C 2	1.55	(327,22)	C 0
9	1.70	(94,21)	C 2	1.54	(327,22)	C 0
10	1.72	(94,21)	C 2	1.56	(327,22)	C 0
11	1.70	(94,21)	C 2	1.56	(327,22)	C 0
12	1.70	(94,21)	C 2	1.55	(327,22)	C 0
13	1.75	(94,21)	C 2	1.56	(327,22)	C 0
14	1.73	(94,21)	C 2	1.56	(327,22)	C 0
15	1.70	(94,21)	C 2	1.54	(327,22)	C 0
16	1.70	(94,21)	C 2	1.54	(327,22)	C 0
17	1.68	(94,21)	C 2	1.54	(323,18)	C 0
18	1.73	(94,21)	C 2	1.59	(323,18)	C 0
19	1.70	(94,21)	C 2	1.59	(323,18)	C 0
20	1.70	(94,21)	C 2	1.56	(323,18)	C 0
21	1.70	(94,21)	C 2	1.54	(323,18)	C 0
22	1.72	(94,21)	C 2	1.59	(323,18)	C 0
23	1.72	(94,21)	C 2	1.59	(323,18)	C 0
24	1.73	(94,21)	C 2	1.61	(323,18)	C 0

JOB: HSS FDR Air Quality Build/No Jets RUN: FDR DRIVE BET E 67TH-75TH STS/NO JETS

MAXIMUM 8-HOUR RUNNING NONOVERLAPPING AVERAGE CONCENTRATIONS
IN PARTS PER MILLION (PPM),
INCLUDING AMBIENT BACKGROUND CONCENTRATIONS.

Receptor Number	Highest Conc	Highest Ending Day Hr	Highest Calm	Second highest Conc	Second highest Ending Day Hr	Second highest Calm
25	1.72	(94,21)	C 2	1.61	(323,18)	C 0
26	1.72	(94,21)	C 2	1.60	(323,18)	C 0
27	1.73	(94,21)	C 2	1.66	(323,18)	C 0
28	1.72	(94,21)	C 2	1.64	(323,18)	C 0
29	1.70	(94,21)	C 2	1.61	(323,18)	C 0
30	1.67	(94,21)	C 2	1.66	(323,18)	C 0
31	1.67	(323,18)	C 0	1.62	(94,21)	C 2
32	1.59	(323,19)	C 0	1.42	(260,23)	C 0
33	1.45	(323,19)	C 0	1.41	(299,22)	C 1
34	1.97	(324,19)	C 2	1.70	(299,22)	C 1
35	2.18	(324,19)	C 2	2.12	(94,21)	C 2
36	2.33	(94,21)	C 2	2.17*	(327,21)	C 0
37	2.38*	(94,21)	C 2	2.16	(327,21)	C 0
38	2.18	(94,21)	C 2	2.07	(323,23)	C 0
39	1.85	(323,19)	C 0	1.76	(260,23)	C 0
40	1.73	(323,19)	C 0	1.49	(261, 1)	C 0
41	1.53	(323,19)	C 0	1.38	(261, 1)	C 0
42	1.36	(323,19)	C 0	1.33	(261, 1)	C 0
43	1.27	(323,19)	C 0	1.14	(261, 1)	C 0
44	1.21	(323,18)	C 0	1.08	(261, 1)	C 0
45	1.15	(323,18)	C 0	.99	(261, 1)	C 0
46	1.05	(323,18)	C 0	.95	(94,21)	C 2
47	1.07	(323,18)	C 0	.94	(261, 1)	C 0
48	1.05	(323,18)	C 0	.92	(261, 1)	C 0
49	.96	(323,18)	C 0	.92	(94,21)	C 2
50	.98	(323,18)	C 0	.92	(94,21)	C 2
51	.95	(323,18)	C 0	.93	(94,21)	C 2
52	.96	(323,18)	C 0	.93	(94,21)	C 2
53	.95	(323,18)	C 0	.95	(94,21)	C 2
54	.95	(323,18)	C 0	.95	(94,21)	C 2
55	.95	(323,18)	C 0	.93	(94,21)	C 2
56	.96	(323,18)	C 0	.92	(94,21)	C 2
57	1.25	(159, 1)	C 0	1.19	(32,23)	C 0
58	1.25	(159, 1)	C 0	1.10	(32,22)	C 0
59	1.14	(159, 1)	C 0	1.01	(32,22)	C 0
60	1.10	(159, 1)	C 0	1.02	(360,20)	C 2

FIVE HIGHEST 1-HOUR END-TO-END AVERAGE CONCENTRATIONS IN PARTS PER MILLION
INCLUDING AMBIENT BACKGROUND CONCENTRATIONS.

Rcptr No.	Highest Conc	Highest Ending Day Hr	Highest Calm	Second Highest Conc	Second Highest Ending Day Hr	Second Highest Calm	Third Highest Conc	Third Highest Ending Day Hr	Third Highest Calm	Fourth Highest Conc	Fourth Highest Ending Day Hr	Fourth Highest Calm	Fifth Highest Conc	Fifth Highest Ending Day Hr	Fifth Highest Calm
1	3.40	(299,18)	C 0	2.80	(228, 8)	C 0	2.70	(94,17)	C 0	2.60	(267,19)	C 0	2.60	(322, 8)	C 0

JOB: HSS FDR Air Quality Build/No Jets

RUN: FDR DRIVE BET E 67TH-75TH STS/NO JETS

FIVE HIGHEST 1-HOUR END-TO-END AVERAGE CONCENTRATIONS IN PARTS PER MILLION
INCLUDING AMBIENT BACKGROUND CONCENTRATIONS.

Rcptr	Highest			Second Highest			Third Highest			Fourth Highest			Fifth Highest		
No.	Conc	Ending Day Hr	Calm	Conc	Ending Day Hr	Calm	Conc	Ending Day Hr	Calm	Conc	Ending Day Hr	Calm	Conc	Ending Day Hr	Calm
2	3.20	(299,18)	C 0	3.10	(94,17)	C 0	2.60	(228, 8)	C 0	2.60	(322, 8)	C 0	2.50	(33,17)	C 0
3	3.20	(299,18)	C 0	3.10	(94,17)	C 0	2.60	(228, 8)	C 0	2.60	(267,19)	C 0	2.60	(322, 8)	C 0
4	3.30	(299,18)	C 0	3.20	(94,17)	C 0	2.70	(228, 8)	C 0	2.60	(267,19)	C 0	2.60	(322, 8)	C 0
5	3.30	(299,18)	C 0	3.20	(94,17)	C 0	2.60	(228, 8)	C 0	2.60	(267,19)	C 0	2.60	(322, 8)	C 0
6	3.20	(299,18)	C 0	3.10	(94,17)	C 0	2.60	(228, 8)	C 0	2.50	(33,17)	C 0	2.50	(267,19)	C 0
7	3.20	(299,18)	C 0	3.00	(94,17)	C 0	2.60	(228, 8)	C 0	2.50	(33,17)	C 0	2.50	(267,19)	C 0
8	3.30	(299,18)	C 0	3.20	(94,17)	C 0	2.60	(228, 8)	C 0	2.60	(267,19)	C 0	2.50	(33,17)	C 0
9	3.20	(299,18)	C 0	3.10	(94,17)	C 0	2.60	(228, 8)	C 0	2.50	(33,17)	C 0	2.50	(267,19)	C 0
10	3.20	(94,17)	C 0	3.20	(299,18)	C 0	2.60	(228, 8)	C 0	2.50	(276,21)	C 0	2.50	(32,17)	C 0
11	3.20	(299,18)	C 0	3.10	(94,17)	C 0	2.60	(228, 8)	C 0	2.50	(32,17)	C 0	2.50	(33,17)	C 0
12	3.20	(299,18)	C 0	3.00	(94,17)	C 0	2.60	(228, 8)	C 0	2.50	(32,17)	C 0	2.50	(33,17)	C 0
13	3.20	(94,17)	C 0	3.20	(299,18)	C 0	2.70	(228, 8)	C 0	2.60	(276,21)	C 0	2.60	(323,16)	C 0
14	3.20	(299,18)	C 0	3.10	(94,17)	C 0	2.70	(323,16)	C 0	2.60	(228, 8)	C 0	2.60	(276,21)	C 0
15	3.30	(299,18)	C 0	3.00	(94,17)	C 0	2.60	(276,21)	C 0	2.60	(323,16)	C 0	2.60	(356,16)	C 0
16	3.20	(299,18)	C 0	3.00	(94,17)	C 0	2.70	(276,21)	C 0	2.60	(323,16)	C 0	2.60	(356,16)	C 0
17	3.20	(299,18)	C 0	3.00	(94,17)	C 0	2.80	(276,21)	C 0	2.70	(356,16)	C 0	2.60	(323,16)	C 0
18	3.20	(94,17)	C 0	3.20	(299,18)	C 0	2.80	(323,16)	C 0	2.80	(276,21)	C 0	2.70	(228, 8)	C 0
19	3.30	(299,18)	C 0	3.00	(94,17)	C 0	2.80	(323,16)	C 0	2.80	(276,21)	C 0	2.70	(356,16)	C 0
20	3.20	(299,18)	C 0	3.00	(94,17)	C 0	2.80	(323,16)	C 0	2.80	(276,21)	C 0	2.70	(356,16)	C 0
21	3.10	(299,18)	C 0	3.00	(94,17)	C 0	2.70	(323,16)	C 0	2.70	(356,16)	C 0	2.60	(276,21)	C 0
22	3.10	(299,18)	C 0	3.00	(94,17)	C 0	2.80	(323,16)	C 0	2.80	(356,16)	C 0	2.70	(276,21)	C 0
23	3.30	(299,18)	C 0	3.00	(94,17)	C 0	2.80	(323,16)	C 0	2.80	(356,16)	C 0	2.70	(276,21)	C 0
24	3.20	(299,18)	C 0	3.10	(94,17)	C 0	2.80	(323,16)	C 0	2.80	(356,16)	C 0	2.70	(99,18)	C 0
25	3.20	(299,18)	C 0	3.00	(94,17)	C 0	2.80	(276,21)	C 0	2.80	(323,16)	C 0	2.80	(356,16)	C 0
26	3.30	(299,18)	C 0	3.00	(94,17)	C 0	2.80	(276,21)	C 0	2.80	(323,16)	C 0	2.80	(356,16)	C 0
27	3.10	(94,17)	C 0	3.10	(299,18)	C 0	2.80	(276,21)	C 0	2.80	(323,16)	C 0	2.80	(356,16)	C 0
28	3.30	(299,18)	C 0	3.00	(94,17)	C 0	2.80	(276,21)	C 0	2.80	(323,16)	C 0	2.80	(356,16)	C 0
29	3.10	(94,17)	C 0	3.00	(299,18)	C 0	2.80	(276,21)	C 0	2.80	(323,16)	C 0	2.80	(356,16)	C 0
30	3.00	(299,18)	C 0	2.90	(94,17)	C 0	2.90	(356,16)	C 0	2.80	(276,21)	C 0	2.80	(323,16)	C 0
31	3.00	(323,16)	C 0	3.00	(299,18)	C 0	2.90	(276,21)	C 0	2.90	(356,16)	C 0	2.70	(99,18)	C 0
32	3.20	(299,18)	C 0	2.80	(276,21)	C 0	2.80	(323,16)	C 0	2.80	(356,16)	C 0	2.60	(99,18)	C 0
33	3.50	(299,18)	C 0	2.70	(267,19)	C 0	2.70	(276,21)	C 0	2.70	(323,16)	C 0	2.60	(228, 8)	C 0
34	3.80	(94,17)	C 0	3.80*	(299,18)	C 0	3.30	(299,15)	C 0	3.20	(201, 8)	C 0	3.10	(33,17)	C 0
35	4.70*	(94,17)	C 0	3.60	(201, 8)	C 0	3.50	(266, 8)	C 0	3.50	(281, 8)	C 0	3.50	(299,18)	C 0
36	4.60	(94,17)	C 0	3.50	(266, 8)	C 0	3.50	(281, 8)	C 0	3.50	(201, 8)	C 0	3.40	(264,19)	C 0
37	4.20	(94,17)	C 0	3.50	(60, 8)	C 0	3.40	(11, 9)	C 0	3.40	(61, 8)	C 0	3.40	(266, 8)	C 0
38	3.60	(87, 9)	C 0	3.50	(60, 8)	C 0	3.50	(276,21)	C 0	3.40	(323,16)	C 0	3.30	(356,16)	C 0
39	3.30	(276,21)	C 0	3.20	(323,16)	C 0	3.20	(356,16)	C 0	3.00	(87, 9)	C 0	3.00	(99,18)	C 0
40	3.10	(276,21)	C 0	3.10	(323,16)	C 0	3.00	(356,16)	C 0	2.90	(99,18)	C 0	2.80	(64,16)	C 0
41	2.90	(276,21)	C 0	2.80	(99,18)	C 0	2.80	(356,16)	C 0	2.70	(64,16)	C 0	2.70	(323,16)	C 0
42	2.70	(99,18)	C 0	2.60	(276,21)	C 0	2.50	(323,16)	C 0	2.50	(356,16)	C 0	2.40	(64,16)	C 0

JOB: HSS FDR Air Quality Build/No Jets

RUN: FDR DRIVE BET E 67TH-75TH STS/NO JETS

FIVE HIGHEST 1-HOUR END-TO-END AVERAGE CONCENTRATIONS IN PARTS PER MILLION
INCLUDING AMBIENT BACKGROUND CONCENTRATIONS.

Rcptr	Highest			Second Highest			Third Highest			Fourth Highest			Fifth Highest		
No.	Conc	Ending Day Hr	Calm	Conc	Ending Day Hr	Calm	Conc	Ending Day Hr	Calm	Conc	Ending Day Hr	Calm	Conc	Ending Day Hr	Calm
43	2.50	(323,16)	C 0	2.40	(99,18)	C 0	2.40	(276,21)	C 0	2.30	(64,16)	C 0	2.20	(356,16)	C 0
44	2.30	(99,18)	C 0	2.30	(323,16)	C 0	2.10	(64,16)	C 0	2.10	(276,21)	C 0	2.10	(356,16)	C 0
45	2.40	(99,18)	C 0	2.10	(64,16)	C 0	2.10	(323,16)	C 0	2.00	(276,21)	C 0	1.90	(356,16)	C 0
46	2.20	(99,18)	C 0	2.10	(356,16)	C 0	2.00	(226,19)	C 0	2.00	(276,21)	C 0	1.90	(323,16)	C 0
47	2.00	(99,18)	C 0	1.90	(64,16)	C 0	1.90	(323,16)	C 0	1.80	(276,21)	C 0	1.80	(356,16)	C 0
48	1.90	(64,16)	C 0	1.90	(99,18)	C 0	1.90	(276,21)	C 0	1.90	(323,16)	C 0	1.90	(299,18)	C 0
49	2.10	(99,18)	C 0	1.90	(276,21)	C 0	1.80	(299,18)	C 0	1.70	(64,16)	C 0	1.70	(226,19)	C 0
50	2.00	(99,18)	C 0	1.90	(299,18)	C 0	1.80	(64,16)	C 0	1.80	(276,21)	C 0	1.70	(226,19)	C 0
51	2.00	(99,18)	C 0	1.80	(299,18)	C 0	1.70	(64,16)	C 0	1.70	(356,16)	C 0	1.60	(276,21)	C 0
52	2.10	(99,18)	C 0	1.90	(299,18)	C 0	1.70	(323,16)	C 0	1.70	(356,16)	C 0	1.60	(64,16)	C 0
53	2.00	(99,18)	C 0	1.90	(299,18)	C 0	1.70	(94,17)	C 0	1.70	(323,16)	C 0	1.70	(356,16)	C 0
54	2.00	(299,18)	C 0	1.90	(356,16)	C 0	1.80	(99,18)	C 0	1.80	(323,16)	C 0	1.70	(64,16)	C 0
55	1.80	(64,16)	C 0	1.80	(299,18)	C 0	1.80	(323,16)	C 0	1.80	(356,16)	C 0	1.70	(99,18)	C 0
56	1.90	(323,16)	C 0	1.80	(64,16)	C 0	1.80	(99,18)	C 0	1.80	(276,21)	C 0	1.80	(299,18)	C 0
57	3.10	(299,18)	C 0	2.60	(228, 8)	C 0	2.40	(322, 8)	C 0	2.40	(95, 9)	C 0	2.40	(267,19)	C 0
58	2.80	(299,18)	C 0	2.40	(228, 8)	C 0	2.30	(95, 9)	C 0	2.20	(32,17)	C 0	2.20	(267,19)	C 0
59	2.60	(299,18)	C 0	2.20	(228, 8)	C 0	2.10	(322, 8)	C 0	2.00	(32,17)	C 0	2.00	(95, 9)	C 0
60	2.50	(299,18)	C 0	2.10	(228, 8)	C 0	2.00	(95, 9)	C 0	2.00	(229,14)	C 0	1.90	(267,19)	C 0

MAXIMUM 8-HOUR AVERAGED LINK CONTRIBUTIONS
IN PARTS PER MILLION (PPM)
INCLUDING AMBIENT BACKGROUND CONCENTRATIONS.

Rcptr No.	Total Conc	Ending Day Hr	Ambient Backgnd	Total Link		Link +1	Link +2	Link +3	Link +4	Link +5	Link +6	Link +7	Link +8	Link +9	Link +10
1	1.43	(324,19)	.00	1.43		.03	.85	.00	.00	.00	.00	.00	.00	.00	.00
					Links 10+	.52	.02	.00	.00	.00	.02	.00	.00	.00	.00
2	1.55	(324,19)	.00	1.55		.00	.95	.00	.00	.00	.00	.00	.00	.00	.00
					Links 10+	.57	.00	.00	.00	.00	.03	.00	.00	.00	.00
3	1.55	(94,21)	.00	1.55		.07	.92	.00	.00	.00	.00	.00	.00	.00	.00
					Links 10+	.43	.10	.00	.00	.00	.03	.00	.00	.00	.00
4	1.58	(324,19)	.00	1.58		.00	.98	.00	.00	.00	.00	.00	.00	.00	.00
					Links 10+	.57	.00	.00	.00	.00	.03	.00	.00	.00	.00
5	1.63	(94,21)	.00	1.63		.03	1.02	.00	.00	.00	.00	.00	.00	.00	.00
					Links 10+	.50	.05	.00	.00	.00	.03	.00	.00	.00	.00
6	1.65	(94,21)	.00	1.65		.03	1.02	.00	.00	.00	.00	.00	.00	.00	.00
					Links 10+	.53	.02	.00	.00	.00	.05	.00	.00	.00	.00
7	1.63	(94,21)	.00	1.63		.02	1.03	.00	.00	.00	.00	.00	.00	.00	.00
					Links 10+	.52	.02	.00	.00	.00	.05	.00	.00	.00	.00

JOB: HSS FDR Air Quality Build/No Jets

RUN: FDR DRIVE BET E 67TH-75TH STS/NO JETS

LINK CONTRIBUTION TABLES

MAXIMUM 8-HOUR AVERAGED LINK CONTRIBUTIONS
IN PARTS PER MILLION (PPM)
INCLUDING AMBIENT BACKGROUND CONCENTRATIONS.

Rcptr No.	Total Conc	Ending Day Hr	Ambient Backgnd	Total Link	Link +1	Link +2	Link +3	Link +4	Link +5	Link +6	Link +7	Link +8	Link +9	Link +10
8	1.68	(94,21)	.00	1.68	.02	1.05	.00	.00	.00	.00	.00	.00	.00	.00
			Links 10+		.55	.02	.00	.00	.00	.05	.00	.00	.00	.00
9	1.70	(94,21)	.00	1.70	.02	1.05	.00	.00	.00	.00	.00	.00	.00	.00
			Links 10+		.57	.02	.00	.00	.00	.05	.00	.00	.00	.00
10	1.72	(94,21)	.00	1.72	.02	1.07	.00	.00	.00	.00	.00	.00	.00	.00
			Links 10+		.57	.02	.00	.00	.00	.05	.00	.00	.00	.00
11	1.70	(94,21)	.00	1.70	.02	1.05	.00	.00	.00	.00	.00	.00	.00	.00
			Links 10+		.57	.02	.00	.00	.00	.05	.00	.00	.00	.00
12	1.70	(94,21)	.00	1.70	.02	1.05	.00	.00	.00	.00	.00	.00	.00	.00
			Links 10+		.57	.02	.00	.00	.00	.05	.00	.00	.00	.00
13	1.75	(94,21)	.00	1.75	.02	1.08	.00	.00	.00	.00	.00	.00	.00	.00
			Links 10+		.58	.02	.00	.00	.00	.05	.00	.00	.00	.00
14	1.73	(94,21)	.00	1.73	.02	1.07	.00	.00	.00	.00	.00	.00	.00	.00
			Links 10+		.58	.02	.00	.00	.00	.05	.00	.00	.00	.00
15	1.70	(94,21)	.00	1.70	.00	1.07	.00	.00	.00	.00	.00	.00	.00	.00
			Links 10+		.57	.02	.00	.00	.00	.05	.00	.00	.00	.00
16	1.70	(94,21)	.00	1.70	.00	1.07	.00	.00	.00	.00	.00	.00	.00	.00
			Links 10+		.57	.02	.00	.00	.00	.05	.00	.00	.00	.00
17	1.68	(94,21)	.00	1.68	.00	1.07	.00	.00	.00	.00	.00	.00	.00	.00
			Links 10+		.57	.00	.00	.00	.00	.05	.00	.00	.00	.00
18	1.73	(94,21)	.00	1.73	.00	1.08	.00	.00	.00	.00	.00	.00	.00	.00
			Links 10+		.60	.00	.00	.00	.00	.05	.00	.00	.00	.00
19	1.70	(94,21)	.00	1.70	.00	1.07	.00	.00	.00	.00	.00	.00	.00	.00
			Links 10+		.58	.00	.00	.00	.00	.05	.00	.00	.00	.00
20	1.70	(94,21)	.00	1.70	.00	1.07	.00	.00	.00	.00	.00	.00	.00	.00
			Links 10+		.58	.00	.00	.00	.00	.05	.00	.00	.00	.00
21	1.70	(94,21)	.00	1.70	.00	1.07	.00	.00	.00	.00	.00	.00	.00	.00
			Links 10+		.58	.00	.00	.00	.00	.05	.00	.00	.00	.00
22	1.72	(94,21)	.00	1.72	.00	1.08	.00	.00	.00	.00	.00	.00	.00	.00
			Links 10+		.58	.00	.00	.00	.00	.05	.00	.00	.00	.00
23	1.72	(94,21)	.00	1.72	.00	1.08	.00	.00	.00	.00	.00	.00	.00	.00
			Links 10+		.58	.00	.00	.00	.00	.05	.00	.00	.00	.00
24	1.73	(94,21)	.00	1.73	.00	1.10	.00	.00	.00	.00	.00	.00	.00	.00
			Links 10+		.58	.00	.00	.00	.00	.05	.00	.00	.00	.00
25	1.72	(94,21)	.00	1.72	.00	1.08	.00	.00	.00	.00	.00	.00	.00	.00
			Links 10+		.58	.00	.00	.00	.00	.05	.00	.00	.00	.00
26	1.72	(94,21)	.00	1.72	.00	1.08	.00	.00	.00	.00	.00	.00	.00	.00
			Links 10+		.58	.00	.00	.00	.00	.05	.00	.00	.00	.00

JOB: HSS FDR Air Quality Build/No Jets

RUN: FDR DRIVE BET E 67TH-75TH STS/NO JETS

LINK CONTRIBUTION TABLES

MAXIMUM 8-HOUR AVERAGED LINK CONTRIBUTIONS
IN PARTS PER MILLION (PPM)
INCLUDING AMBIENT BACKGROUND CONCENTRATIONS.

Rcptr No.	Total Conc	Ending Day Hr	Ambient Backgnd	Total Link	Link +1	Link +2	Link +3	Link +4	Link +5	Link +6	Link +7	Link +8	Link +9	Link +10
27	1.73	(94,21)	.00	1.73	.00	1.08	.00	.00	.00	.00	.00	.00	.00	.00
			Links 10+		.60	.00	.00	.00	.00	.05	.00	.00	.00	.00
28	1.72	(94,21)	.00	1.72	.00	1.08	.00	.00	.00	.00	.00	.00	.00	.00
			Links 10+		.58	.00	.00	.00	.00	.05	.00	.00	.00	.00
29	1.70	(94,21)	.00	1.70	.00	1.07	.00	.00	.00	.00	.00	.00	.00	.02
			Links 10+		.58	.00	.00	.00	.00	.03	.00	.00	.00	.00
30	1.67	(94,21)	.00	1.67	.00	1.07	.02	.00	.00	.00	.00	.00	.02	.02
			Links 10+		.53	.00	.00	.00	.00	.02	.00	.00	.00	.00
31	1.67	(323,18)	.00	1.67	.00	1.11	.00	.00	.00	.00	.00	.00	.00	.01
			Links 10+		.52	.00	.00	.00	.00	.03	.00	.00	.00	.00
32	1.59	(323,19)	.00	1.59	.00	1.01	.01	.00	.00	.00	.00	.00	.00	.00
			Links 10+		.54	.00	.00	.00	.00	.03	.00	.00	.00	.00
33	1.45	(323,19)	.00	1.45	.00	.73	.18	.00	.00	.00	.00	.00	.00	.00
			Links 10+		.52	.00	.00	.00	.00	.03	.00	.00	.00	.00
34	1.97	(324,19)	.00	1.97	.00	.00	.08	1.12	.03	.00	.00	.03	.58	.03
			Links 10+		.00	.00	.00	.08	.00	.00	.00	.00	.00	.00
35	2.18	(324,19)	.00	2.18	.00	.00	.00	1.33	.03	.00	.00	.07	.67	.00
			Links 10+		.00	.00	.00	.08	.00	.00	.00	.00	.00	.00
36	2.33	(94,21)	.00	2.33	.00	.08	.05	1.40	.00	.00	.00	.02	.57	.07
			Links 10+		.08	.00	.00	.07	.00	.00	.00	.00	.00	.00
37	2.38	(94,21)	.00	2.38	.00	.07	.02	1.47	.02	.00	.00	.05	.62	.02
			Links 10+		.08	.00	.00	.05	.00	.00	.00	.00	.00	.00
38	2.18	(94,21)	.00	2.18	.00	.05	.02	1.25	.12	.00	.00	.08	.52	.02
			Links 10+		.05	.00	.02	.07	.00	.00	.00	.00	.00	.00
39	1.85	(323,19)	.00	1.85	.00	.18	.04	1.01	.05	.00	.00	.00	.30	.06
			Links 10+		.20	.00	.00	.01	.00	.00	.00	.00	.00	.00
40	1.73	(323,19)	.00	1.73	.00	.14	.04	.70	.23	.00	.00	.01	.36	.04
			Links 10+		.20	.00	.00	.01	.00	.00	.00	.00	.00	.00
41	1.53	(323,19)	.00	1.53	.00	.13	.03	.47	.33	.00	.00	.01	.34	.04
			Links 10+		.18	.00	.00	.01	.00	.00	.00	.00	.00	.00
42	1.36	(323,19)	.00	1.36	.00	.13	.00	.32	.36	.00	.00	.06	.29	.01
			Links 10+		.15	.00	.00	.04	.00	.00	.00	.00	.00	.00
43	1.27	(323,19)	.00	1.28	.00	.09	.00	.22	.41	.00	.00	.10	.26	.01
			Links 10+		.14	.00	.00	.04	.00	.00	.00	.00	.00	.00
44	1.21	(323,18)	.00	1.21	.00	.09	.00	.19	.45	.00	.00	.15	.20	.00
			Links 10+		.11	.00	.00	.03	.00	.00	.00	.00	.00	.00
45	1.15	(323,18)	.00	1.15	.00	.09	.00	.14	.46	.00	.00	.16	.16	.00
			Links 10+		.11	.00	.00	.03	.00	.00	.00	.00	.00	.00

JOB: HSS FDR Air Quality Build/No Jets

RUN: FDR DRIVE BET E 67TH-75TH STS/NO JETS

LINK CONTRIBUTION TABLES

MAXIMUM 8-HOUR AVERAGED LINK CONTRIBUTIONS
IN PARTS PER MILLION (PPM)
INCLUDING AMBIENT BACKGROUND CONCENTRATIONS.

Rcptr No.	Total Conc	Ending Day Hr	Ambient Backgnd	Total Link	Link +1	Link +2	Link +3	Link +4	Link +5	Link +6	Link +7	Link +8	Link +9	Link +10
46	1.05	(323,18)	.00	1.05	.00	.08	.00	.11	.46	.00	.00	.16	.13	.00
			Links	10+	.10	.00	.00	.01	.00	.00	.00	.00	.00	.00
47	1.07	(323,18)	.00	1.08	.00	.08	.00	.10	.49	.00	.00	.20	.11	.00
			Links	10+	.10	.00	.00	.00	.00	.00	.00	.00	.00	.00
48	1.05	(323,18)	.00	1.05	.00	.08	.00	.09	.49	.00	.00	.20	.11	.00
			Links	10+	.09	.00	.00	.00	.00	.00	.00	.00	.00	.00
49	.96	(323,18)	.00	.96	.00	.05	.00	.06	.49	.00	.00	.20	.09	.00
			Links	10+	.08	.00	.00	.00	.00	.00	.00	.00	.00	.00
50	.98	(323,18)	.00	.98	.00	.05	.00	.05	.53	.00	.00	.21	.06	.00
			Links	10+	.08	.00	.00	.00	.00	.00	.00	.00	.00	.00
51	.95	(323,18)	.00	.95	.00	.05	.00	.04	.53	.00	.00	.22	.05	.00
			Links	10+	.06	.00	.00	.00	.00	.00	.00	.00	.00	.00
52	.96	(323,18)	.00	.96	.00	.05	.00	.04	.53	.00	.00	.24	.05	.00
			Links	10+	.06	.00	.00	.00	.00	.00	.00	.00	.00	.00
53	.95	(323,18)	.00	.95	.00	.05	.00	.04	.53	.00	.00	.24	.05	.00
			Links	10+	.05	.00	.00	.00	.00	.00	.00	.00	.00	.00
54	.95	(323,18)	.00	.95	.00	.05	.00	.03	.54	.00	.00	.25	.04	.00
			Links	10+	.05	.00	.00	.00	.00	.00	.00	.00	.00	.00
55	.95	(323,18)	.00	.95	.00	.05	.00	.03	.54	.00	.01	.24	.04	.00
			Links	10+	.05	.00	.00	.00	.00	.00	.00	.00	.00	.00
56	.96	(323,18)	.00	.96	.00	.04	.00	.03	.50	.05	.04	.21	.04	.00
			Links	10+	.05	.00	.01	.00	.00	.00	.00	.00	.00	.00
57	1.25	(159, 1)	.00	1.25	.09	.79	.00	.00	.00	.00	.00	.00	.00	.00
			Links	10+	.34	.03	.00	.00	.00	.01	.00	.00	.00	.00
58	1.25	(159, 1)	.00	1.25	.20	.67	.00	.00	.00	.00	.00	.00	.00	.00
			Links	10+	.34	.03	.00	.00	.00	.01	.00	.00	.00	.00
59	1.14	(159, 1)	.00	1.14	.23	.54	.00	.00	.00	.00	.00	.00	.00	.00
			Links	10+	.34	.03	.00	.00	.00	.01	.00	.00	.00	.00
60	1.10	(159, 1)	.00	1.10	.28	.46	.00	.00	.00	.00	.00	.00	.00	.00
			Links	10+	.33	.03	.00	.00	.00	.01	.00	.00	.00	.00

JOB: HSS FDR Air Quality Build/No Jets

RUN: FDR DRIVE BET E 67TH-75TH STS/NO JETS

LINK CONTRIBUTION TABLES

SECOND HIGHEST 8-HOUR AVERAGED LINK CONTRIBUTIONS
IN PARTS PER MILLION (PPM)
INCLUDING AMBIENT BACKGROUND CONCENTRATIONS.

Rcptr No.	Total Conc	Ending Day Hr	Ambient Backgnd	Total Link	Link +1	Link +2	Link +3	Link +4	Link +5	Link +6	Link +7	Link +8	Link +9	Link +10
1	1.37	(299,22)	.00	1.37	.00	.89	.00	.00	.00	.00	.00	.00	.00	.00
				Links 10+	.44	.00	.00	.00	.00	.04	.00	.00	.00	.00
2	1.46	(327,22)	.00	1.46	.03	.91	.00	.00	.00	.00	.00	.00	.00	.00
				Links 10+	.43	.06	.00	.00	.00	.04	.00	.00	.00	.00
3	1.53	(324,19)	.00	1.53	.00	.93	.00	.00	.00	.00	.00	.00	.00	.00
				Links 10+	.57	.00	.00	.00	.00	.03	.00	.00	.00	.00
4	1.57	(94,21)	.00	1.57	.03	.98	.00	.00	.00	.00	.00	.00	.00	.00
				Links 10+	.47	.05	.00	.00	.00	.03	.00	.00	.00	.00
5	1.54	(327,22)	.00	1.54	.00	.95	.00	.00	.00	.00	.00	.00	.00	.00
				Links 10+	.54	.00	.00	.00	.00	.05	.00	.00	.00	.00
6	1.54	(327,22)	.00	1.54	.00	.95	.00	.00	.00	.00	.00	.00	.00	.00
				Links 10+	.54	.00	.00	.00	.00	.05	.00	.00	.00	.00
7	1.54	(327,22)	.00	1.54	.00	.95	.00	.00	.00	.00	.00	.00	.00	.00
				Links 10+	.54	.00	.00	.00	.00	.05	.00	.00	.00	.00
8	1.55	(327,22)	.00	1.55	.00	.96	.00	.00	.00	.00	.00	.00	.00	.00
				Links 10+	.54	.00	.00	.00	.00	.05	.00	.00	.00	.00
9	1.54	(327,22)	.00	1.54	.00	.95	.00	.00	.00	.00	.00	.00	.00	.00
				Links 10+	.54	.00	.00	.00	.00	.05	.00	.00	.00	.00
10	1.56	(327,22)	.00	1.56	.00	.96	.00	.00	.00	.00	.00	.00	.00	.00
				Links 10+	.55	.00	.00	.00	.00	.05	.00	.00	.00	.00
11	1.56	(327,22)	.00	1.56	.00	.96	.00	.00	.00	.00	.00	.00	.00	.00
				Links 10+	.55	.00	.00	.00	.00	.05	.00	.00	.00	.00
12	1.55	(327,22)	.00	1.55	.00	.95	.00	.00	.00	.00	.00	.00	.00	.00
				Links 10+	.55	.00	.00	.00	.00	.05	.00	.00	.00	.00
13	1.56	(327,22)	.00	1.56	.00	.96	.00	.00	.00	.00	.00	.00	.00	.00
				Links 10+	.55	.00	.00	.00	.00	.05	.00	.00	.00	.00
14	1.56	(327,22)	.00	1.56	.00	.96	.00	.00	.00	.00	.00	.00	.00	.00
				Links 10+	.55	.00	.00	.00	.00	.05	.00	.00	.00	.00
15	1.54	(327,22)	.00	1.54	.00	.94	.00	.00	.00	.00	.00	.00	.00	.00
				Links 10+	.55	.00	.00	.00	.00	.05	.00	.00	.00	.00
16	1.54	(327,22)	.00	1.54	.00	.94	.00	.00	.00	.00	.00	.00	.00	.00
				Links 10+	.55	.00	.00	.00	.00	.05	.00	.00	.00	.00
17	1.54	(323,18)	.00	1.54	.00	1.01	.00	.00	.00	.00	.00	.00	.00	.00
				Links 10+	.49	.03	.00	.00	.00	.01	.00	.00	.00	.00
18	1.59	(323,18)	.00	1.59	.00	1.05	.00	.00	.00	.00	.00	.00	.00	.00
				Links 10+	.50	.03	.00	.00	.00	.01	.00	.00	.00	.00
19	1.59	(323,18)	.00	1.59	.00	1.05	.00	.00	.00	.00	.00	.00	.00	.00
				Links 10+	.50	.01	.00	.00	.00	.03	.00	.00	.00	.00

JOB: HSS FDR Air Quality Build/No Jets

RUN: FDR DRIVE BET E 67TH-75TH STS/NO JETS

LINK CONTRIBUTION TABLES

SECOND HIGHEST 8-HOUR AVERAGED LINK CONTRIBUTIONS
IN PARTS PER MILLION (PPM)
INCLUDING AMBIENT BACKGROUND CONCENTRATIONS.

Rcptr No.	Total Conc	Ending Day Hr	Ambient Backgnd	Total Link	Link +1	Link +2	Link +3	Link +4	Link +5	Link +6	Link +7	Link +8	Link +9	Link +10
20	1.56	(323,18)	.00	1.56	.00	1.04	.00	.00	.00	.00	.00	.00	.00	.00
				Links 10+	.50	.00	.00	.00	.00	.03	.00	.00	.00	.00
21	1.54	(323,18)	.00	1.54	.00	1.01	.00	.00	.00	.00	.00	.00	.00	.00
				Links 10+	.50	.00	.00	.00	.00	.03	.00	.00	.00	.00
22	1.59	(323,18)	.00	1.59	.00	1.05	.00	.00	.00	.00	.00	.00	.00	.00
				Links 10+	.51	.00	.00	.00	.00	.03	.00	.00	.00	.00
23	1.59	(323,18)	.00	1.59	.00	1.05	.00	.00	.00	.00	.00	.00	.00	.00
				Links 10+	.51	.00	.00	.00	.00	.03	.00	.00	.00	.00
24	1.61	(323,18)	.00	1.61	.00	1.06	.00	.00	.00	.00	.00	.00	.00	.00
				Links 10+	.52	.00	.00	.00	.00	.03	.00	.00	.00	.00
25	1.61	(323,18)	.00	1.61	.00	1.06	.00	.00	.00	.00	.00	.00	.00	.00
				Links 10+	.52	.00	.00	.00	.00	.03	.00	.00	.00	.00
26	1.60	(323,18)	.00	1.60	.00	1.05	.00	.00	.00	.00	.00	.00	.00	.00
				Links 10+	.52	.00	.00	.00	.00	.03	.00	.00	.00	.00
27	1.66	(323,18)	.00	1.66	.00	1.10	.00	.00	.00	.00	.00	.00	.00	.00
				Links 10+	.54	.00	.00	.00	.00	.03	.00	.00	.00	.00
28	1.64	(323,18)	.00	1.64	.00	1.07	.00	.00	.00	.00	.00	.00	.00	.00
				Links 10+	.54	.00	.00	.00	.00	.03	.00	.00	.00	.00
29	1.61	(323,18)	.00	1.61	.00	1.06	.00	.00	.00	.00	.00	.00	.00	.00
				Links 10+	.52	.00	.00	.00	.00	.03	.00	.00	.00	.00
30	1.66	(323,18)	.00	1.66	.00	1.10	.00	.00	.00	.00	.00	.00	.00	.00
				Links 10+	.54	.00	.00	.00	.00	.03	.00	.00	.00	.00
31	1.62	(94,21)	.00	1.62	.00	.98	.07	.00	.00	.00	.00	.00	.02	.07
				Links 10+	.47	.00	.00	.00	.00	.02	.00	.00	.00	.00
32	1.42	(260,23)	.00	1.43	.00	.90	.04	.00	.00	.00	.00	.00	.00	.00
				Links 10+	.45	.00	.00	.00	.00	.04	.00	.00	.00	.00
33	1.41	(299,22)	.00	1.41	.00	.00	.19	.63	.04	.00	.00	.07	.41	.00
				Links 10+	.00	.00	.01	.06	.00	.00	.00	.00	.00	.00
34	1.70	(299,22)	.00	1.70	.00	.00	.01	1.07	.07	.00	.01	.07	.40	.00
				Links 10+	.00	.00	.01	.04	.00	.00	.00	.00	.00	.00
35	2.12	(94,21)	.00	2.12	.00	.12	.13	1.17	.00	.00	.00	.00	.47	.08
				Links 10+	.10	.00	.00	.05	.00	.00	.00	.00	.00	.00
36	2.17	(327,21)	.00	2.18	.00	.00	.00	1.35	.04	.00	.00	.04	.65	.01
				Links 10+	.00	.00	.00	.09	.00	.00	.00	.00	.00	.00
37	2.16	(327,21)	.00	2.16	.00	.00	.00	1.30	.05	.00	.00	.08	.64	.01
				Links 10+	.00	.00	.00	.09	.00	.00	.00	.00	.00	.00
38	2.07	(323,23)	.00	2.08	.00	.14	.04	1.24	.00	.00	.00	.00	.38	.05
				Links 10+	.17	.00	.00	.05	.00	.01	.00	.00	.00	.00

LINK CONTRIBUTION TABLES

SECOND HIGHEST 8-HOUR AVERAGED LINK CONTRIBUTIONS
IN PARTS PER MILLION (PPM)
INCLUDING AMBIENT BACKGROUND CONCENTRATIONS.

Rcptr No.	Total Conc	Ending Day Hr	Ambient Backgnd	Total Link	Link +1	Link +2	Link +3	Link +4	Link +5	Link +6	Link +7	Link +8	Link +9	Link +10
39	1.76	(260,23)	.00	1.76	.00	.14	.05	.91	.10	.00	.00	.01	.31	.05
				Links 10+	.16	.00	.00	.01	.00	.01	.00	.00	.00	.00
40	1.49	(261, 1)	.00	1.49	.00	.14	.01	.63	.19	.00	.00	.00	.30	.04
				Links 10+	.16	.00	.00	.01	.00	.01	.00	.00	.00	.00
41	1.38	(261, 1)	.00	1.37	.00	.14	.01	.44	.29	.00	.00	.01	.26	.03
				Links 10+	.16	.00	.00	.03	.00	.01	.00	.00	.00	.00
42	1.33	(261, 1)	.00	1.33	.00	.14	.01	.33	.35	.00	.00	.06	.25	.01
				Links 10+	.14	.00	.00	.03	.00	.01	.00	.00	.00	.00
43	1.14	(261, 1)	.00	1.14	.00	.11	.00	.24	.36	.00	.00	.08	.21	.00
				Links 10+	.13	.00	.00	.01	.00	.00	.00	.00	.00	.00
44	1.08	(261, 1)	.00	1.08	.00	.09	.00	.16	.39	.00	.00	.11	.19	.00
				Links 10+	.13	.00	.00	.01	.00	.00	.00	.00	.00	.00
45	.99	(261, 1)	.00	.99	.00	.09	.00	.13	.43	.00	.00	.11	.13	.00
				Links 10+	.10	.00	.00	.01	.00	.00	.00	.00	.00	.00
46	.95	(94,21)	.00	.95	.00	.02	.00	.03	.53	.00	.00	.27	.03	.00
				Links 10+	.03	.00	.03	.00	.00	.00	.00	.00	.00	.00
47	.94	(261, 1)	.00	.94	.00	.08	.00	.10	.45	.00	.00	.14	.09	.00
				Links 10+	.09	.00	.00	.00	.00	.00	.00	.00	.00	.00
48	.92	(261, 1)	.00	.93	.00	.06	.00	.09	.46	.00	.00	.15	.08	.00
				Links 10+	.09	.00	.00	.00	.00	.00	.00	.00	.00	.00
49	.92	(94,21)	.00	.92	.00	.02	.00	.02	.55	.00	.00	.27	.02	.00
				Links 10+	.02	.00	.03	.00	.00	.00	.00	.00	.00	.00
50	.92	(94,21)	.00	.92	.00	.02	.00	.02	.55	.00	.00	.27	.02	.00
				Links 10+	.02	.00	.03	.00	.00	.00	.00	.00	.00	.00
51	.93	(94,21)	.00	.93	.00	.02	.00	.02	.55	.00	.00	.28	.02	.00
				Links 10+	.02	.00	.03	.00	.00	.00	.00	.00	.00	.00
52	.93	(94,21)	.00	.93	.00	.02	.00	.02	.55	.00	.00	.28	.02	.00
				Links 10+	.02	.00	.03	.00	.00	.00	.00	.00	.00	.00
53	.95	(94,21)	.00	.95	.00	.02	.00	.02	.55	.00	.02	.28	.02	.00
				Links 10+	.02	.00	.03	.00	.00	.00	.00	.00	.00	.00
54	.95	(94,21)	.00	.95	.00	.02	.00	.02	.55	.00	.03	.27	.02	.00
				Links 10+	.02	.00	.03	.00	.00	.00	.00	.00	.00	.00
55	.93	(94,21)	.00	.93	.00	.02	.00	.02	.52	.03	.07	.23	.02	.00
				Links 10+	.02	.00	.02	.00	.00	.00	.00	.00	.00	.00
56	.92	(94,21)	.00	.92	.00	.02	.00	.02	.35	.17	.13	.18	.02	.00
				Links 10+	.02	.00	.02	.00	.00	.00	.00	.00	.00	.00
57	1.19	(32,23)	.00	1.19	.11	.68	.00	.00	.00	.00	.00	.00	.00	.00
				Links 10+	.40	.00	.00	.00	.00	.00	.00	.00	.00	.00

JOB: HSS FDR Air Quality Build/No Jets

RUN: FDR DRIVE BET E 67TH-75TH STS/NO JETS

LINK CONTRIBUTION TABLES

SECOND HIGHEST 8-HOUR AVERAGED LINK CONTRIBUTIONS
IN PARTS PER MILLION (PPM)
INCLUDING AMBIENT BACKGROUND CONCENTRATIONS.

Rcptr No.	Total Conc	Ending Day Hr	Ambient Backgnd	Total Link	Link +1	Link +2	Link +3	Link +4	Link +5	Link +6	Link +7	Link +8	Link +9	Link +10
58	1.10	(32,22)	.00	1.10	.23	.47	.00	.00	.00	.00	.00	.00	.00	.00
			Links	10+	.39	.01	.00	.00	.00	.00	.00	.00	.00	.00
59	1.01	(32,22)	.00	1.01	.29	.35	.00	.00	.00	.00	.00	.00	.00	.00
			Links	10+	.35	.03	.00	.00	.00	.00	.00	.00	.00	.00
60	1.02	(360,20)	.00	1.02	.27	.43	.00	.00	.00	.00	.00	.00	.00	.00
			Links	10+	.30	.02	.00	.00	.00	.00	.00	.00	.00	.00

MAXIMUM 1-HOUR AVERAGED LINK CONTRIBUTIONS
IN PARTS PER MILLION (PPM)
INCLUDING AMBIENT BACKGROUND CONCENTRATIONS.

Rcptr No.	Total Conc	Ending Day Hr	Ambient Backgnd	Total Link	Link +1	Link +2	Link +3	Link +4	Link +5	Link +6	Link +7	Link +8	Link +9	Link +10
1	3.40	(299,18)	.00	3.40	.00	2.20	.00	.00	.00	.00	.00	.00	.00	.00
			Links	10+	1.10	.00	.00	.00	.00	.10	.00	.00	.00	.00
2	3.20	(299,18)	.00	3.20	.00	2.10	.00	.00	.00	.00	.00	.00	.00	.00
			Links	10+	1.00	.00	.00	.00	.00	.10	.00	.00	.00	.00
3	3.20	(299,18)	.00	3.20	.00	2.10	.00	.00	.00	.00	.00	.00	.00	.00
			Links	10+	1.00	.00	.00	.00	.00	.10	.00	.00	.00	.00
4	3.30	(299,18)	.00	3.30	.00	2.20	.00	.00	.00	.00	.00	.00	.00	.00
			Links	10+	1.00	.00	.00	.00	.00	.10	.00	.00	.00	.00
5	3.30	(299,18)	.00	3.30	.00	2.20	.00	.00	.00	.00	.00	.00	.00	.00
			Links	10+	1.00	.00	.00	.00	.00	.10	.00	.00	.00	.00
6	3.20	(299,18)	.00	3.20	.00	2.10	.00	.00	.00	.00	.00	.00	.00	.00
			Links	10+	1.00	.00	.00	.00	.00	.10	.00	.00	.00	.00
7	3.20	(299,18)	.00	3.20	.00	2.10	.00	.00	.00	.00	.00	.00	.00	.00
			Links	10+	1.00	.00	.00	.00	.00	.10	.00	.00	.00	.00
8	3.30	(299,18)	.00	3.30	.00	2.20	.00	.00	.00	.00	.00	.00	.00	.00
			Links	10+	1.00	.00	.00	.00	.00	.10	.00	.00	.00	.00
9	3.20	(299,18)	.00	3.20	.00	2.10	.00	.00	.00	.00	.00	.00	.00	.00
			Links	10+	1.00	.00	.00	.00	.00	.10	.00	.00	.00	.00
10	3.20	(94,17)	.00	3.20	.00	2.00	.00	.00	.00	.00	.00	.00	.00	.00
			Links	10+	1.10	.00	.00	.00	.00	.10	.00	.00	.00	.00
11	3.20	(299,18)	.00	3.20	.00	2.10	.00	.00	.00	.00	.00	.00	.00	.00
			Links	10+	1.00	.00	.00	.00	.00	.10	.00	.00	.00	.00
12	3.20	(299,18)	.00	3.20	.00	2.10	.00	.00	.00	.00	.00	.00	.00	.00
			Links	10+	1.00	.00	.00	.00	.00	.10	.00	.00	.00	.00

LINK CONTRIBUTION TABLES

MAXIMUM 1-HOUR AVERAGED LINK CONTRIBUTIONS
IN PARTS PER MILLION (PPM)
INCLUDING AMBIENT BACKGROUND CONCENTRATIONS.

Rcptr No.	Total Conc	Ending Day Hr	Ambient Backgnd	Total Link	Link +1	Link +2	Link +3	Link +4	Link +5	Link +6	Link +7	Link +8	Link +9	Link +10
13	3.20	(94,17)	.00	3.20	.00	2.00	.00	.00	.00	.00	.00	.00	.00	.00
				Links 10+	1.10	.00	.00	.00	.00	.10	.00	.00	.00	.00
14	3.20	(299,18)	.00	3.20	.00	2.10	.00	.00	.00	.00	.00	.00	.00	.00
				Links 10+	1.00	.00	.00	.00	.00	.10	.00	.00	.00	.00
15	3.30	(299,18)	.00	3.30	.00	2.10	.00	.00	.00	.00	.00	.00	.10	.00
				Links 10+	1.00	.00	.00	.00	.00	.10	.00	.00	.00	.00
16	3.20	(299,18)	.00	3.20	.00	2.10	.00	.00	.00	.00	.00	.00	.10	.00
				Links 10+	.90	.00	.00	.00	.00	.10	.00	.00	.00	.00
17	3.20	(299,18)	.00	3.20	.00	2.10	.00	.00	.00	.00	.00	.00	.10	.00
				Links 10+	.90	.00	.00	.00	.00	.10	.00	.00	.00	.00
18	3.20	(94,17)	.00	3.20	.00	2.00	.00	.00	.00	.00	.00	.00	.00	.00
				Links 10+	1.10	.00	.00	.00	.00	.10	.00	.00	.00	.00
19	3.30	(299,18)	.00	3.30	.00	2.10	.00	.10	.00	.00	.00	.00	.10	.00
				Links 10+	.90	.00	.00	.00	.00	.10	.00	.00	.00	.00
20	3.20	(299,18)	.00	3.20	.00	2.00	.00	.10	.00	.00	.00	.00	.10	.00
				Links 10+	.90	.00	.00	.00	.00	.10	.00	.00	.00	.00
21	3.10	(299,18)	.00	3.10	.00	2.00	.00	.10	.00	.00	.00	.00	.10	.00
				Links 10+	.80	.00	.00	.00	.00	.10	.00	.00	.00	.00
22	3.10	(299,18)	.00	3.10	.00	2.00	.00	.10	.00	.00	.00	.10	.10	.00
				Links 10+	.80	.00	.00	.00	.00	.00	.00	.00	.00	.00
23	3.30	(299,18)	.00	3.30	.00	2.00	.00	.10	.00	.00	.00	.10	.20	.10
				Links 10+	.80	.00	.00	.00	.00	.00	.00	.00	.00	.00
24	3.20	(299,18)	.00	3.20	.00	1.90	.00	.10	.00	.00	.00	.10	.20	.10
				Links 10+	.70	.00	.00	.10	.00	.00	.00	.00	.00	.00
25	3.20	(299,18)	.00	3.20	.00	1.90	.10	.10	.00	.00	.00	.10	.20	.10
				Links 10+	.60	.00	.00	.10	.00	.00	.00	.00	.00	.00
26	3.30	(299,18)	.00	3.30	.00	1.80	.10	.20	.10	.00	.00	.10	.30	.10
				Links 10+	.50	.00	.00	.10	.00	.00	.00	.00	.00	.00
27	3.10	(94,17)	.00	3.10	.00	1.90	.00	.00	.00	.00	.00	.00	.00	.00
				Links 10+	1.10	.00	.00	.00	.00	.10	.00	.00	.00	.00
28	3.30	(299,18)	.00	3.30	.00	1.60	.20	.30	.10	.00	.00	.10	.40	.20
				Links 10+	.30	.00	.00	.10	.00	.00	.00	.00	.00	.00
29	3.10	(94,17)	.00	3.10	.00	1.90	.00	.00	.00	.00	.00	.00	.00	.10
				Links 10+	1.00	.00	.00	.00	.00	.10	.00	.00	.00	.00
30	3.00	(299,18)	.00	3.00	.00	.90	.40	.50	.10	.00	.00	.20	.60	.20
				Links 10+	.00	.00	.00	.10	.00	.00	.00	.00	.00	.00
31	3.00	(323,16)	.00	3.00	.00	2.00	.00	.00	.00	.00	.00	.00	.00	.00
				Links 10+	.90	.00	.00	.00	.00	.10	.00	.00	.00	.00

JOB: HSS FDR Air Quality Build/No Jets

RUN: FDR DRIVE BET E 67TH-75TH STS/NO JETS

LINK CONTRIBUTION TABLES

MAXIMUM 1-HOUR AVERAGED LINK CONTRIBUTIONS
IN PARTS PER MILLION (PPM)
INCLUDING AMBIENT BACKGROUND CONCENTRATIONS.

Rcptr No.	Total Conc	Ending Day Hr	Ambient Backgnd	Total Link	Link +1	Link +2	Link +3	Link +4	Link +5	Link +6	Link +7	Link +8	Link +9	Link +10
32	3.20	(299,18)	.00	3.20	.00	.00	.60	1.20	.20	.00	.00	.20	.80	.00
				Links 10+	.00	.00	.10	.10	.00	.00	.00	.00	.00	.00
33	3.50	(299,18)	.00	3.50	.00	.00	.30	1.80	.20	.00	.00	.30	.70	.00
				Links 10+	.00	.00	.10	.10	.00	.00	.00	.00	.00	.00
34	3.80	(94,17)	.00	3.80	.00	.00	.40	1.90	.00	.00	.00	.00	1.10	.20
				Links 10+	.00	.00	.00	.20	.00	.00	.00	.00	.00	.00
35	4.70	(94,17)	.00	4.70	.00	.00	.00	3.00	.00	.00	.00	.00	1.50	.00
				Links 10+	.00	.00	.00	.20	.00	.00	.00	.00	.00	.00
36	4.60	(94,17)	.00	4.60	.00	.00	.00	2.90	.00	.00	.00	.10	1.40	.00
				Links 10+	.00	.00	.00	.20	.00	.00	.00	.00	.00	.00
37	4.20	(94,17)	.00	4.20	.00	.00	.00	2.70	.10	.00	.00	.20	1.10	.00
				Links 10+	.00	.00	.00	.10	.00	.00	.00	.00	.00	.00
38	3.60	(87, 9)	.00	3.60	.00	.00	.00	2.20	.00	.00	.00	.00	1.10	.10
				Links 10+	.00	.00	.00	.20	.00	.00	.00	.00	.00	.00
39	3.30	(276,21)	.00	3.30	.00	.40	.10	1.70	.10	.00	.00	.00	.30	.10
				Links 10+	.50	.00	.00	.00	.00	.10	.00	.00	.00	.00
40	3.10	(276,21)	.00	3.10	.00	.40	.10	1.30	.30	.00	.00	.00	.40	.10
				Links 10+	.40	.00	.00	.00	.00	.10	.00	.00	.00	.00
41	2.90	(276,21)	.00	2.90	.00	.30	.10	.90	.50	.00	.00	.00	.50	.10
				Links 10+	.40	.00	.00	.00	.00	.10	.00	.00	.00	.00
42	2.70	(99,18)	.00	2.70	.00	.50	.10	.80	.40	.00	.00	.00	.30	.10
				Links 10+	.50	.00	.00	.00	.00	.00	.00	.00	.00	.00
43	2.50	(323,16)	.00	2.50	.00	.20	.00	.50	.70	.00	.00	.10	.50	.10
				Links 10+	.30	.00	.00	.10	.00	.00	.00	.00	.00	.00
44	2.30	(99,18)	.00	2.30	.00	.40	.10	.50	.60	.00	.00	.00	.30	.00
				Links 10+	.40	.00	.00	.00	.00	.00	.00	.00	.00	.00
45	2.40	(99,18)	.00	2.40	.00	.40	.10	.40	.70	.00	.00	.10	.30	.00
				Links 10+	.40	.00	.00	.00	.00	.00	.00	.00	.00	.00
46	2.20	(99,18)	.00	2.20	.00	.40	.00	.40	.70	.00	.00	.10	.20	.00
				Links 10+	.40	.00	.00	.00	.00	.00	.00	.00	.00	.00
47	2.00	(99,18)	.00	2.00	.00	.40	.00	.30	.70	.00	.00	.10	.20	.00
				Links 10+	.30	.00	.00	.00	.00	.00	.00	.00	.00	.00
48	1.90	(64,16)	.00	1.90	.00	.30	.00	.20	.70	.00	.00	.20	.20	.00
				Links 10+	.30	.00	.00	.00	.00	.00	.00	.00	.00	.00
49	2.10	(99,18)	.00	2.10	.00	.30	.00	.30	.80	.00	.00	.20	.20	.00
				Links 10+	.30	.00	.00	.00	.00	.00	.00	.00	.00	.00
50	2.00	(99,18)	.00	2.00	.00	.30	.00	.20	.80	.00	.00	.20	.20	.00
				Links 10+	.30	.00	.00	.00	.00	.00	.00	.00	.00	.00

JOB: HSS FDR Air Quality Build/No Jets

RUN: FDR DRIVE BET E 67TH-75TH STS/NO JETS

LINK CONTRIBUTION TABLES

MAXIMUM 1-HOUR AVERAGED LINK CONTRIBUTIONS
IN PARTS PER MILLION (PPM)
INCLUDING AMBIENT BACKGROUND CONCENTRATIONS.

Rcptr No.	Total Conc	Ending Day Hr	Ambient Backgnd	Total Link	Link +1	Link +2	Link +3	Link +4	Link +5	Link +6	Link +7	Link +8	Link +9	Link +10
51	2.00	(99,18)	.00	2.00	.00	.30	.00	.20	.80	.00	.00	.20	.20	.00
			Links 10+		.30	.00	.00	.00	.00	.00	.00	.00	.00	.00
52	2.10	(99,18)	.00	2.10	.00	.30	.00	.20	.90	.00	.00	.20	.20	.00
			Links 10+		.30	.00	.00	.00	.00	.00	.00	.00	.00	.00
53	2.00	(99,18)	.00	2.00	.00	.30	.00	.20	.90	.00	.00	.20	.10	.00
			Links 10+		.30	.00	.00	.00	.00	.00	.00	.00	.00	.00
54	2.00	(299,18)	.00	2.00	.00	.00	.00	.00	.60	.70	.70	.00	.00	.00
			Links 10+		.00	.00	.00	.00	.00	.00	.00	.00	.00	.00
55	1.80	(64,16)	.00	1.80	.00	.20	.00	.10	.90	.00	.00	.30	.10	.00
			Links 10+		.20	.00	.00	.00	.00	.00	.00	.00	.00	.00
56	1.90	(323,16)	.00	1.90	.00	.10	.00	.10	1.00	.00	.00	.40	.10	.00
			Links 10+		.10	.00	.10	.00	.00	.00	.00	.00	.00	.00
57	3.10	(299,18)	.00	3.10	.30	1.60	.00	.00	.00	.00	.00	.00	.00	.00
			Links 10+		1.10	.00	.00	.00	.00	.10	.00	.00	.00	.00
58	2.80	(299,18)	.00	2.80	.60	1.10	.00	.00	.00	.00	.00	.00	.00	.00
			Links 10+		1.00	.00	.00	.00	.00	.10	.00	.00	.00	.00
59	2.60	(299,18)	.00	2.60	.70	.80	.00	.00	.00	.00	.00	.00	.00	.00
			Links 10+		.90	.10	.00	.00	.00	.10	.00	.00	.00	.00
60	2.50	(299,18)	.00	2.50	.80	.60	.00	.00	.00	.00	.00	.00	.00	.00
			Links 10+		.80	.20	.00	.00	.00	.10	.00	.00	.00	.00

SECOND HIGHEST 1-HOUR AVERAGED LINK CONTRIBUTIONS
IN PARTS PER MILLION (PPM)
INCLUDING AMBIENT BACKGROUND CONCENTRATIONS.

Rcptr No.	Total Conc	Ending Day Hr	Ambient Backgnd	Total Link	Link +1	Link +2	Link +3	Link +4	Link +5	Link +6	Link +7	Link +8	Link +9	Link +10
1	2.80	(228, 8)	.00	2.80	.00	1.80	.00	.00	.00	.00	.00	.00	.00	.00
			Links 10+		.90	.00	.00	.00	.00	.10	.00	.00	.00	.00
2	3.10	(94,17)	.00	3.10	.00	2.00	.00	.00	.00	.00	.00	.00	.00	.00
			Links 10+		1.00	.00	.00	.00	.00	.10	.00	.00	.00	.00
3	3.10	(94,17)	.00	3.10	.00	1.90	.00	.00	.00	.00	.00	.00	.00	.00
			Links 10+		1.10	.00	.00	.00	.00	.10	.00	.00	.00	.00
4	3.20	(94,17)	.00	3.20	.00	2.00	.00	.00	.00	.00	.00	.00	.00	.00
			Links 10+		1.10	.00	.00	.00	.00	.10	.00	.00	.00	.00
5	3.20	(94,17)	.00	3.20	.00	2.00	.00	.00	.00	.00	.00	.00	.00	.00
			Links 10+		1.10	.00	.00	.00	.00	.10	.00	.00	.00	.00

JOB: HSS FDR Air Quality Build/No Jets

RUN: FDR DRIVE BET E 67TH-75TH STS/NO JETS

LINK CONTRIBUTION TABLES

SECOND HIGHEST 1-HOUR AVERAGED LINK CONTRIBUTIONS
IN PARTS PER MILLION (PPM)
INCLUDING AMBIENT BACKGROUND CONCENTRATIONS.

Rcptr No.	Total Conc	Ending Day Hr	Ambient Backgnd	Total Link	Link +1	Link +2	Link +3	Link +4	Link +5	Link +6	Link +7	Link +8	Link +9	Link +10
6	3.10	(94,17)	.00	3.10	.00	1.90	.00	.00	.00	.00	.00	.00	.00	.00
			Links	10+	1.10	.00	.00	.00	.00	.10	.00	.00	.00	.00
7	3.00	(94,17)	.00	3.00	.00	1.90	.00	.00	.00	.00	.00	.00	.00	.00
			Links	10+	1.00	.00	.00	.00	.00	.10	.00	.00	.00	.00
8	3.20	(94,17)	.00	3.20	.00	2.00	.00	.00	.00	.00	.00	.00	.00	.00
			Links	10+	1.10	.00	.00	.00	.00	.10	.00	.00	.00	.00
9	3.10	(94,17)	.00	3.10	.00	1.90	.00	.00	.00	.00	.00	.00	.00	.00
			Links	10+	1.10	.00	.00	.00	.00	.10	.00	.00	.00	.00
10	3.20	(299,18)	.00	3.20	.00	2.10	.00	.00	.00	.00	.00	.00	.00	.00
			Links	10+	1.00	.00	.00	.00	.00	.10	.00	.00	.00	.00
11	3.10	(94,17)	.00	3.10	.00	1.90	.00	.00	.00	.00	.00	.00	.00	.00
			Links	10+	1.10	.00	.00	.00	.00	.10	.00	.00	.00	.00
12	3.00	(94,17)	.00	3.00	.00	1.90	.00	.00	.00	.00	.00	.00	.00	.00
			Links	10+	1.00	.00	.00	.00	.00	.10	.00	.00	.00	.00
13	3.20	(299,18)	.00	3.20	.00	2.10	.00	.00	.00	.00	.00	.00	.00	.00
			Links	10+	1.00	.00	.00	.00	.00	.10	.00	.00	.00	.00
14	3.10	(94,17)	.00	3.10	.00	1.90	.00	.00	.00	.00	.00	.00	.00	.00
			Links	10+	1.10	.00	.00	.00	.00	.10	.00	.00	.00	.00
15	3.00	(94,17)	.00	3.00	.00	1.90	.00	.00	.00	.00	.00	.00	.00	.00
			Links	10+	1.00	.00	.00	.00	.00	.10	.00	.00	.00	.00
16	3.00	(94,17)	.00	3.00	.00	1.90	.00	.00	.00	.00	.00	.00	.00	.00
			Links	10+	1.00	.00	.00	.00	.00	.10	.00	.00	.00	.00
17	3.00	(94,17)	.00	3.00	.00	1.90	.00	.00	.00	.00	.00	.00	.00	.00
			Links	10+	1.00	.00	.00	.00	.00	.10	.00	.00	.00	.00
18	3.20	(299,18)	.00	3.20	.00	2.10	.00	.00	.00	.00	.00	.00	.10	.00
			Links	10+	.90	.00	.00	.00	.00	.10	.00	.00	.00	.00
19	3.00	(94,17)	.00	3.00	.00	1.90	.00	.00	.00	.00	.00	.00	.00	.00
			Links	10+	1.00	.00	.00	.00	.00	.10	.00	.00	.00	.00
20	3.00	(94,17)	.00	3.00	.00	1.90	.00	.00	.00	.00	.00	.00	.00	.00
			Links	10+	1.00	.00	.00	.00	.00	.10	.00	.00	.00	.00
21	3.00	(94,17)	.00	3.00	.00	1.90	.00	.00	.00	.00	.00	.00	.00	.00
			Links	10+	1.00	.00	.00	.00	.00	.10	.00	.00	.00	.00
22	3.00	(94,17)	.00	3.00	.00	1.90	.00	.00	.00	.00	.00	.00	.00	.00
			Links	10+	1.00	.00	.00	.00	.00	.10	.00	.00	.00	.00
23	3.00	(94,17)	.00	3.00	.00	1.90	.00	.00	.00	.00	.00	.00	.00	.00
			Links	10+	1.00	.00	.00	.00	.00	.10	.00	.00	.00	.00
24	3.10	(94,17)	.00	3.10	.00	2.00	.00	.00	.00	.00	.00	.00	.00	.00
			Links	10+	1.00	.00	.00	.00	.00	.10	.00	.00	.00	.00

LINK CONTRIBUTION TABLES

SECOND HIGHEST 1-HOUR AVERAGED LINK CONTRIBUTIONS
IN PARTS PER MILLION (PPM)
INCLUDING AMBIENT BACKGROUND CONCENTRATIONS.

Rcptr No.	Total Conc	Ending Day Hr	Ambient Backgnd	Total Link	Link +1	Link +2	Link +3	Link +4	Link +5	Link +6	Link +7	Link +8	Link +9	Link +10
25	3.00	(94,17)	.00	3.00	.00	1.90	.00	.00	.00	.00	.00	.00	.00	.00
				Links 10+	1.00	.00	.00	.00	.00	.10	.00	.00	.00	.00
26	3.00	(94,17)	.00	3.00	.00	1.90	.00	.00	.00	.00	.00	.00	.00	.00
				Links 10+	1.00	.00	.00	.00	.00	.10	.00	.00	.00	.00
27	3.10	(299,18)	.00	3.10	.00	1.70	.10	.20	.10	.00	.00	.10	.30	.10
				Links 10+	.40	.00	.00	.10	.00	.00	.00	.00	.00	.00
28	3.00	(94,17)	.00	3.00	.00	1.90	.00	.00	.00	.00	.00	.00	.00	.00
				Links 10+	1.00	.00	.00	.00	.00	.10	.00	.00	.00	.00
29	3.00	(299,18)	.00	3.00	.00	1.30	.20	.40	.10	.00	.00	.10	.50	.20
				Links 10+	.10	.00	.00	.10	.00	.00	.00	.00	.00	.00
30	2.90	(94,17)	.00	2.90	.00	1.80	.10	.00	.00	.00	.00	.00	.10	.10
				Links 10+	.80	.00	.00	.00	.00	.00	.00	.00	.00	.00
31	3.00	(299,18)	.00	3.00	.00	.30	.60	.80	.10	.00	.00	.20	.70	.10
				Links 10+	.00	.00	.10	.10	.00	.00	.00	.00	.00	.00
32	2.80	(276,21)	.00	2.80	.00	1.90	.00	.00	.00	.00	.00	.00	.00	.00
				Links 10+	.80	.00	.00	.00	.00	.10	.00	.00	.00	.00
33	2.70	(267,19)	.00	2.70	.00	.00	.20	1.40	.20	.00	.10	.20	.50	.00
				Links 10+	.00	.00	.10	.00	.00	.00	.00	.00	.00	.00
34	3.80	(299,18)	.00	3.80	.00	.00	.00	2.50	.30	.00	.10	.30	.50	.00
				Links 10+	.00	.00	.10	.00	.00	.00	.00	.00	.00	.00
35	3.60	(201, 8)	.00	3.60	.00	.00	.00	2.10	.00	.00	.00	.00	1.30	.00
				Links 10+	.00	.00	.00	.20	.00	.00	.00	.00	.00	.00
36	3.50	(266, 8)	.00	3.50	.00	.00	.00	2.00	.00	.00	.00	.00	1.30	.00
				Links 10+	.00	.00	.00	.20	.00	.00	.00	.00	.00	.00
37	3.50	(60, 8)	.00	3.50	.00	.00	.00	2.00	.00	.00	.00	.00	1.30	.00
				Links 10+	.00	.00	.00	.20	.00	.00	.00	.00	.00	.00
38	3.50	(60, 8)	.00	3.50	.00	.00	.00	2.00	.00	.00	.00	.00	1.30	.00
				Links 10+	.00	.00	.00	.20	.00	.00	.00	.00	.00	.00
39	3.20	(323,16)	.00	3.20	.00	.30	.10	1.80	.10	.00	.00	.00	.40	.10
				Links 10+	.40	.00	.00	.00	.00	.00	.00	.00	.00	.00
40	3.10	(323,16)	.00	3.10	.00	.30	.10	1.30	.40	.00	.00	.00	.50	.10
				Links 10+	.40	.00	.00	.00	.00	.00	.00	.00	.00	.00
41	2.80	(99,18)	.00	2.80	.00	.60	.10	1.00	.30	.00	.00	.00	.20	.10
				Links 10+	.50	.00	.00	.00	.00	.00	.00	.00	.00	.00
42	2.60	(276,21)	.00	2.60	.00	.30	.10	.70	.60	.00	.00	.00	.50	.10
				Links 10+	.30	.00	.00	.00	.00	.00	.00	.00	.00	.00
43	2.40	(99,18)	.00	2.40	.00	.50	.10	.60	.50	.00	.00	.00	.30	.00
				Links 10+	.40	.00	.00	.00	.00	.00	.00	.00	.00	.00

JOB: HSS FDR Air Quality Build/No Jets

RUN: FDR DRIVE BET E 67TH-75TH STS/NO JETS

LINK CONTRIBUTION TABLES

SECOND HIGHEST 1-HOUR AVERAGED LINK CONTRIBUTIONS
IN PARTS PER MILLION (PPM)
INCLUDING AMBIENT BACKGROUND CONCENTRATIONS.

Rcptr No.	Total Conc	Ending Day Hr	Ambient Backgnd	Total Link	Link +1	Link +2	Link +3	Link +4	Link +5	Link +6	Link +7	Link +8	Link +9	Link +10
44	2.30	(323,16)	.00	2.30	.00	.20	.00	.40	.80	.00	.00	.20	.40	.00
			Links 10+		.20	.00	.00	.10	.00	.00	.00	.00	.00	.00
45	2.10	(64,16)	.00	2.10	.00	.30	.00	.40	.70	.00	.00	.10	.30	.00
			Links 10+		.30	.00	.00	.00	.00	.00	.00	.00	.00	.00
46	2.10	(356,16)	.00	2.10	.00	.10	.00	.20	.90	.00	.00	.30	.30	.00
			Links 10+		.20	.00	.00	.10	.00	.00	.00	.00	.00	.00
47	1.90	(64,16)	.00	1.90	.00	.30	.00	.30	.70	.00	.00	.10	.20	.00
			Links 10+		.30	.00	.00	.00	.00	.00	.00	.00	.00	.00
48	1.90	(99,18)	.00	1.90	.00	.30	.00	.30	.70	.00	.00	.10	.20	.00
			Links 10+		.30	.00	.00	.00	.00	.00	.00	.00	.00	.00
49	1.90	(276,21)	.00	1.90	.00	.10	.00	.20	.90	.00	.00	.30	.20	.00
			Links 10+		.20	.00	.00	.00	.00	.00	.00	.00	.00	.00
50	1.90	(299,18)	.00	1.90	.00	.00	.00	.00	1.00	.20	.40	.30	.00	.00
			Links 10+		.00	.00	.00	.00	.00	.00	.00	.00	.00	.00
51	1.80	(299,18)	.00	1.80	.00	.00	.00	.00	.90	.30	.40	.20	.00	.00
			Links 10+		.00	.00	.00	.00	.00	.00	.00	.00	.00	.00
52	1.90	(299,18)	.00	1.90	.00	.00	.00	.00	.80	.40	.50	.20	.00	.00
			Links 10+		.00	.00	.00	.00	.00	.00	.00	.00	.00	.00
53	1.90	(299,18)	.00	1.90	.00	.00	.00	.00	.70	.50	.60	.10	.00	.00
			Links 10+		.00	.00	.00	.00	.00	.00	.00	.00	.00	.00
54	1.90	(356,16)	.00	1.90	.00	.10	.00	.10	1.00	.00	.00	.40	.10	.00
			Links 10+		.10	.00	.10	.00	.00	.00	.00	.00	.00	.00
55	1.80	(299,18)	.00	1.80	.00	.00	.00	.00	.30	.90	.60	.00	.00	.00
			Links 10+		.00	.00	.00	.00	.00	.00	.00	.00	.00	.00
56	1.80	(64,16)	.00	1.80	.00	.20	.00	.10	.90	.00	.00	.30	.10	.00
			Links 10+		.20	.00	.00	.00	.00	.00	.00	.00	.00	.00
57	2.60	(228, 8)	.00	2.60	.20	1.40	.00	.00	.00	.00	.00	.00	.00	.00
			Links 10+		.90	.00	.00	.00	.00	.10	.00	.00	.00	.00
58	2.40	(228, 8)	.00	2.40	.40	1.00	.00	.00	.00	.00	.00	.00	.00	.00
			Links 10+		.90	.00	.00	.00	.00	.10	.00	.00	.00	.00
59	2.20	(228, 8)	.00	2.20	.50	.80	.00	.00	.00	.00	.00	.00	.00	.00
			Links 10+		.80	.00	.00	.00	.00	.10	.00	.00	.00	.00
60	2.10	(228, 8)	.00	2.10	.60	.60	.00	.00	.00	.00	.00	.00	.00	.00
			Links 10+		.70	.10	.00	.00	.00	.10	.00	.00	.00	.00

JOB: HSS FDR Air Quality Build/No Jets

RUN: FDR DRIVE BET E 67TH-75TH STS/NO JETS

CALM DURATION FREQUENCY

Hours of Consecutive Calm Winds	Frequency of Occurrence	(Julian day/hour ending) of Significant Occurrences
1	126	(1,24)(2, 7)(4, 6)(5,21)(33,12)(36,17)(36,19)(43, 6)(43, 9)(52, 7) (55, 1)(55,22)(59, 9)(64, 3)(64, 5)(64,24)(80, 9)(81, 2)(84, 8)(85,22) (86, 1)(86, 7)(87, 5)(94,16)(98, 2)(105, 8)(109, 2)(113, 9)(113,12)(115, 5) (117,12)(125,21)(126, 1)(127,13)(130,22)(131, 1)(132, 2)(132,22)(133, 2)(133, 4) (133, 6)(133,12)(136, 3)(137,11)(137,21)(138,24)(139, 4)(140, 8)(140,21)(141, 2) (142,10)(143, 8)(146, 3)(146, 9)(147,21)(149,15)(163,14)(164,16)(171, 7)(173, 3) (174,13)(174,17)(177,17)(178, 4)(178, 8)(184,19)(184,21)(185,12)(188,24)(189,12) (192,21)(201,11)(202,22)(210,24)(211,11)(212, 1)(212, 5)(222, 5)(222,23)(226,20) (227, 6)(227,23)(228, 7)(229, 5)(229,12)(230, 6)(230, 9)(231, 3)(232,22)(234, 7) (247, 2)(256, 1)(256,12)(257, 1)(257,11)(260,11)(264,20)(266, 4)(268, 4)(268, 9) (271, 3)(274, 4)(276, 1)(276, 5)(281, 5)(281,13)(287, 4)(289, 4)(299,22)(299,24) (301,12)(302,16)(309,20)(312, 7)(321,23)(322, 2)(324,14)(327, 4)(328,22)(338, 1) (338, 3)(343, 2)(346, 5)(351, 1)(357, 5)(357, 8)
2	33	(2,24)(54,21)(64, 1)(83, 7)(94,14)(100, 1)(107,17)(133,10)(137, 2)(137,24) (149,10)(173, 6)(175,23)(180, 9)(182, 9)(183, 9)(193, 5)(222,10)(229,22)(255,20) (266, 7)(287,10)(288, 1)(289, 2)(292,17)(321,11)(322,14)(323, 8)(324, 6)(324,12) (356, 7)(357, 3)(360,15)
3	10	(2,19)(33,16)(60, 7)(80, 7)(135,24)(186, 6)(204, 6)(280, 9)(315,10)(338, 8) (
4	5	(203, 8)(271, 1)(278, 4)(323, 4)(327, 2)
6	2	(133,20)(282, 4)
7	1	(22,15)
10	1	(134, 7)
13	1	(184,11)

Program terminated normally

JOB: HSS FDR Air Quality Build/35' Jets

RUN: FDR DRIVE BET E 67TH-75TH STS/35' JETS

General Information

Run start date: 1/ 1/ 0 Julian: 1
end date: 12/31/ 0 Julian: 366

A Tier 2 approach was used for input data preparation.

The MODE flag has been set to C for calculating CO averages.

Ambient background concentrations are included in the averages below.

Site & Meteorological Constants

VS = .0 CM/S VD = .0 CM/S Z0 = 175. CM ATIM = 60.

Met. Sfc. Sta. Id & Yr = 72503 2000
Upper Air Sta. Id & Yr = 94703 2000

CAUTION: The input years for the Run and Meteorological data differ. The respective values are: 0 and 2000.

Urban mixing heights were processed.

In 2000, Julian day 1 is a Saturday.

The patterns from the input file have been assigned as follows:

Pattern # 1 is assigned to Monday.
Pattern # 1 is assigned to Tuesday.
Pattern # 1 is assigned to Wednesday.
Pattern # 1 is assigned to Thursday.
Pattern # 1 is assigned to Friday.
Pattern # 1 is assigned to Saturday.
Pattern # 1 is assigned to Sunday.

Link Data Constants - (Variable data in *.LNK file)

LINK DESCRIPTION	LINK COORDINATES (FT) X1	Y1	X2	Y2	LENGTH (FT)	BRG (DEG)	TYPE	H (FT)	W (FT)	NLANES
1. FDR N/B 67th-68th St*	-132.0	-225.0	15.0	-10.0	260.	34.	AG	.0	36.0	
2. FDR N/B 68th-71st St*	15.0	-10.0	438.0	608.0	749.	34.	AG	.0	36.0	
3. FDR N/B 71st St-Site*	438.0	608.0	472.0	657.0	60.	35.	AG	.0	36.0	
4. FDR N/B Site-itself *	472.0	657.0	530.0	743.0	104.	34.	AG	.0	36.0	
5. FDR N/B Site-73rd St*	530.0	743.0	773.0	1098.0	430.	34.	AG	.0	36.0	
6. FDR N/B 73rd-75th St*	773.0	1098.0	1056.0	1625.0	598.	28.	AG	.0	36.0	

JOB: HSS FDR Air Quality Build/35' Jets

RUN: FDR DRIVE BET E 67TH-75TH STS/35' JETS

Link Data Constants - (Variable data in *.LNK file)

	LINK DESCRIPTION	LINK COORDINATES (FT) X1	Y1	X2	Y2	LENGTH (FT)	BRG (DEG)	TYPE	H (FT)	W (FT)	NLANES
7.	FDR S/B 75th-73rd St	743.0	1118.0	1026.0	1645.0	598.	28.	AG	.0	36.0	
8.	FDR S/B 73rd St-Site	500.0	763.0	743.0	1118.0	430.	34.	AG	.0	36.0	
9.	FDR S/B Site-itself	442.0	679.0	500.0	763.0	102.	35.	AG	.0	36.0	
10.	FDR S/B Site-71st St	408.0	628.0	442.0	679.0	61.	34.	AG	.0	36.0	
11.	FDR S/B 71st-68th St	-15.0	10.0	408.0	628.0	749.	34.	AG	.0	36.0	
12.	FDR S/B 68th-67th St	-162.0	-205.0	-15.0	10.0	260.	34.	AG	.0	36.0	
13.	FDR Service 73-Site	477.0	779.0	720.0	1134.0	430.	34.	AG	.0	32.0	
14.	FDR Service Rd Site	419.0	695.0	477.0	779.0	102.	35.	AG	.0	32.0	
15.	FDR Service Site-71	385.0	644.0	419.0	695.0	61.	34.	AG	.0	32.0	
16.	FDR Service 68-71 St	-38.0	26.0	385.0	644.0	749.	34.	AG	.0	32.0	
17.	FDR N/B 35' Jet 71St	530.0	743.0	550.0	772.0	35.	35.	AG	.0	32.0	
18.	FDR S/B 35' Jet 68St	-15.0	10.0	-35.0	-19.0	35.	215.	AG	.0	32.0	

Receptor Data

	RECEPTOR	COORDINATES (FT) X	Y	Z
1.	RECEPTOR 1	34.0	-23.0	6.0
2.	RECEPTOR 2	48.0	-4.0	6.0
3.	RECEPTOR 3	62.0	17.0	6.0
4.	RECEPTOR 4	75.0	37.0	6.0
5.	RECEPTOR 5	89.0	57.0	6.0
6.	RECEPTOR 6	103.0	77.0	6.0
7.	RECEPTOR 7	117.0	97.0	6.0
8.	RECEPTOR 8	130.0	117.0	6.0
9.	RECEPTOR 9	144.0	137.0	6.0
10.	RECEPTOR 10	158.0	158.0	6.0
11.	RECEPTOR 11	172.0	178.0	6.0
12.	RECEPTOR 12	186.0	198.0	6.0
13.	RECEPTOR 13	199.0	218.0	6.0
14.	RECEPTOR 14	213.0	238.0	6.0
15.	RECEPTOR 15	227.0	258.0	6.0
16.	RECEPTOR 16	241.0	278.0	6.0
17.	RECEPTOR 17	255.0	299.0	6.0
18.	RECEPTOR 18	268.0	319.0	6.0
19.	RECEPTOR 19	282.0	339.0	6.0
20.	RECEPTOR 20	296.0	359.0	6.0
21.	RECEPTOR 21	310.0	379.0	6.0
22.	RECEPTOR 22	323.0	399.0	6.0

JOB: HSS FDR Air Quality Build/35' Jets

RUN: FDR DRIVE BET E 67TH-75TH STS/35' JETS

Receptor Data

RECEPTOR	COORDINATES (FT) X	Y	Z
23. RECEPTOR 23	337.0	419.0	6.0
24. RECEPTOR 24	351.0	440.0	6.0
25. RECEPTOR 25	365.0	460.0	6.0
26. RECEPTOR 26	379.0	480.0	6.0
27. RECEPTOR 27	392.0	500.0	6.0
28. RECEPTOR 28	406.0	520.0	6.0
29. RECEPTOR 29	420.0	540.0	6.0
30. RECEPTOR 30	434.0	561.0	6.0
31. RECEPTOR 31	447.0	581.0	6.0
32. RECEPTOR 32	461.0	601.0	6.0
33. RECEPTOR 33	475.0	621.0	6.0
34. RECEPTOR 34	489.0	641.0	6.0
35. RECEPTOR 35	503.0	661.0	6.0
36. RECEPTOR 36	516.0	681.0	6.0
37. RECEPTOR 37	530.0	702.0	6.0
38. RECEPTOR 38	544.0	722.0	6.0
39. RECEPTOR 39	558.0	742.0	6.0
40. RECEPTOR 40	571.0	762.0	6.0
41. RECEPTOR 41	585.0	782.0	6.0
42. RECEPTOR 42	599.0	802.0	6.0
43. RECEPTOR 43	613.0	822.0	6.0
44. RECEPTOR 44	627.0	843.0	6.0
45. RECEPTOR 45	640.0	863.0	6.0
46. RECEPTOR 46	654.0	883.0	6.0
47. RECEPTOR 47	668.0	903.0	6.0
48. RECEPTOR 48	682.0	923.0	6.0
49. RECEPTOR 49	696.0	943.0	6.0
50. RECEPTOR 50	709.0	964.0	6.0
51. RECEPTOR 51	723.0	984.0	6.0
52. RECEPTOR 52	737.0	1004.0	6.0
53. RECEPTOR 53	751.0	1024.0	6.0
54. RECEPTOR 54	764.0	1044.0	6.0
55. RECEPTOR 55	778.0	1064.0	6.0
56. RECEPTOR 56	792.0	1084.0	6.0
57. RECEPTOR 57	20.0	-44.0	6.0
58. RECEPTOR 58	6.0	-64.0	6.0
59. RECEPTOR 59	-7.0	-84.0	6.0
60. RECEPTOR 60	-21.0	-104.0	6.0

JOB: HSS FDR Air Quality Build/35' Jets

RUN: FDR DRIVE BET E 67TH-75TH STS/35' JETS

Model Results

Remarks : In search of the wind direction corresponding to the maximum concentration, only the first direction, of the directions with the same maximum concentrations, is indicated as the maximum.

* MAXIMUM HOURLY CONCENTRATIONS WITH ANY AMBIENT BACKGROUND CONCENTRATIONS (BKG) ADDED
* (PPM)

	REC1	REC2	REC3	REC4	REC5	REC6	REC7	REC8	REC9	REC10
MAX+BKG	3.1	2.7	2.6	2.5	2.4	2.5	2.5	2.4	2.4	2.3
- BKG	.0	.0	.0	.0	.0	.0	.0	.0	.0	.0
MAX	3.1	2.7	2.6	2.5	2.4	2.5	2.5	2.4	2.4	2.3
WIND DIR	295	262	262	231	231	231	231	231	231	231
JULIAN	239	276	276	30	30	30	30	30	30	30
HOUR	7	20	20	18	18	18	18	18	18	18

	REC11	REC12	REC13	REC14	REC15	REC16	REC17	REC18	REC19	REC20
MAX+BKG	2.5	2.3	2.3	2.4	2.3	2.3	2.4	2.3	2.3	2.3
- BKG	.0	.0	.0	.0	.0	.0	.0	.0	.0	.0
MAX	2.5	2.3	2.3	2.4	2.3	2.3	2.4	2.3	2.3	2.3
WIND DIR	231	231	231	23	23	23	231	23	231	231
JULIAN	30	30	30	72	72	72	30	72	30	30
HOUR	18	18	18	8	8	8	18	8	18	18

	REC21	REC22	REC23	REC24	REC25	REC26	REC27	REC28	REC29	REC30
MAX+BKG	2.3	2.3	2.3	2.3	2.3	2.3	2.3	2.3	2.3	2.3
- BKG	.0	.0	.0	.0	.0	.0	.0	.0	.0	.0
MAX	2.3	2.3	2.3	2.3	2.3	2.3	2.3	2.3	2.3	2.3
WIND DIR	231	23	231	23	23	23	23	231	231	231
JULIAN	30	72	30	72	72	72	72	30	30	30
HOUR	18	8	18	8	8	8	8	18	18	18

	REC31	REC32	REC33	REC34	REC35	REC36	REC37	REC38	REC39	REC40
MAX+BKG	2.4	2.3	2.2	2.2	2.6	2.9	3.7	4.6	6.6	4.6
- BKG	.0	.0	.0	.0	.0	.0	.0	.0	.0	.0
MAX	2.4	2.3	2.2	2.2	2.6	2.9	3.7	4.6	6.6	4.6
WIND DIR	231	231	231	231	23	23	23	344	309	262
JULIAN	30	30	30	30	72	72	72	48	276	276
HOUR	18	18	18	18	8	8	8	19	21	20

JOB: HSS FDR Air Quality Build/35' Jets

RUN: FDR DRIVE BET E 67TH-75TH STS/35' JETS

* MAXIMUM HOURLY CONCENTRATIONS WITH ANY AMBIENT BACKGROUND CONCENTRATIONS (BKG) ADDED
* (PPM)

*	REC41	REC42	REC43	REC44	REC45	REC46	REC47	REC48	REC49	REC50
MAX+BKG *	3.8	3.3	2.6	2.4	2.2	2.2	2.0	1.8	1.9	2.0
- BKG *	.0	.0	.0	.0	.0	.0	.0	.0	.0	.0
MAX *	3.8	3.3	2.6	2.4	2.2	2.2	2.0	1.8	1.9	2.0
WIND DIR*	231	231	231	231	231	231	231	231	231	231
JULIAN *	30	30	30	30	30	30	30	30	30	30
HOUR *	18	18	18	18	18	18	18	18	18	18

*	REC51	REC52	REC53	REC54	REC55	REC56	REC57	REC58	REC59	REC60
MAX+BKG *	1.9	1.9	1.9	2.1	2.1	2.1	4.1	3.2	2.6	2.5
- BKG *	.0	.0	.0	.0	.0	.0	.0	.0	.0	.0
MAX *	1.9	1.9	1.9	2.1	2.1	2.1	4.1	3.2	2.6	2.5
WIND DIR*	231	231	231	231	231	231	309	337	344	19
JULIAN *	30	30	30	30	30	30	276	357	48	84
HOUR *	18	18	18	18	18	18	21	8	19	7

THE HIGHEST CONCENTRATION OF 6.60 PPM OCCURRED AT RECEPTOR REC39.

JOB: HSS FDR Air Quality Build/35' Jets

RUN: FDR DRIVE BET E 67TH-75TH STS/35' JETS

==========
Output Section
==========

NOTES PERTAINING TO THE REPORT

1. THE HIGHEST AVERAGE IN EACH OF THE FIRST TWO COLUMNS OF EACH TABLE BELOW ARE SUFFIXED BY AN ASTERISK (*). FOR PM OUTPUT, THERE IS ONLY ONE COLUMN AND ASTERISK FOR THE ANNUAL AVERAGE/PERIOD OF CONCERN TABLE.

2. THE NUMBERS IN PARENTHESES ARE THE JULIAN DAY AND ENDING HOUR FOR THE PRECEDING AVERAGE.

3. THE NUMBER OF CALM HOURS USED IN PRODUCING EACH AVERAGE ARE PREFIXED BY A C.

PRIMARY AVERAGES.

MAXIMUM 8-HOUR RUNNING NONOVERLAPPING AVERAGE CONCENTRATIONS
IN PARTS PER MILLION (PPM),
INCLUDING AMBIENT BACKGROUND CONCENTRATIONS.

Receptor Number	Highest Conc	Highest Ending Day Hr	Highest Calm	Second highest Conc	Second highest Ending Day Hr	Second highest Calm
1	1.61	(357,13)	C 1	1.49	(324,20)	C 0
2	1.77	(313,19)	C 2	1.49	(324,20)	C 0
3	2.00	(313,19)	C 2	1.43	(324,20)	C 0
4	1.85	(313,19)	C 2	1.35	(324,21)	C 0
5	1.73	(313,19)	C 2	1.31	(324,21)	C 0
6	1.63	(313,19)	C 2	1.25	(324,21)	C 0
7	1.57	(313,19)	C 2	1.22	(324,21)	C 0
8	1.50	(313,19)	C 2	1.21	(324,22)	C 0
9	1.47	(313,19)	C 2	1.20	(324,22)	C 0
10	1.48	(313,19)	C 2	1.21	(324,22)	C 0
11	1.45	(313,19)	C 2	1.21	(324,22)	C 0
12	1.45	(313,19)	C 2	1.16	(324,22)	C 0
13	1.45	(313,19)	C 2	1.20	(324,22)	C 0
14	1.45	(313,19)	C 2	1.20	(324,22)	C 0
15	1.43	(313,19)	C 2	1.17	(324,22)	C 0
16	1.40	(313,19)	C 2	1.16	(324,22)	C 0
17	1.42	(313,19)	C 2	1.16	(324,22)	C 0
18	1.42	(313,19)	C 2	1.15	(324,22)	C 0
19	1.42	(313,19)	C 2	1.15	(324,22)	C 0
20	1.40	(313,19)	C 2	1.15	(324,22)	C 0
21	1.40	(313,19)	C 2	1.14	(324,22)	C 0
22	1.40	(313,19)	C 2	1.15	(324,22)	C 0
23	1.38	(313,19)	C 2	1.14	(324,22)	C 0
24	1.37	(313,19)	C 2	1.15	(324,22)	C 0

JOB: HSS FDR Air Quality Build/35' Jets RUN: FDR DRIVE BET E 67TH-75TH STS/35' JETS

MAXIMUM 8-HOUR RUNNING NONOVERLAPPING AVERAGE CONCENTRATIONS
IN PARTS PER MILLION (PPM),
INCLUDING AMBIENT BACKGROUND CONCENTRATIONS.

Receptor Number	Highest Conc	Highest Ending Day Hr	Highest Calm	Second highest Conc	Second highest Ending Day Hr	Second highest Calm
25	1.38	(313,19)	C 2	1.15	(324,22)	C 0
26	1.38	(313,19)	C 2	1.14	(324,22)	C 0
27	1.40	(313,19)	C 2	1.15	(324,22)	C 0
28	1.37	(313,19)	C 2	1.15	(324,22)	C 0
29	1.42	(313,19)	C 2	1.15	(324,22)	C 0
30	1.38	(313,19)	C 2	1.15	(324,22)	C 0
31	1.35	(313,19)	C 2	1.17	(324,22)	C 0
32	1.33	(313,19)	C 2	1.08	(324,22)	C 0
33	1.28	(313,19)	C 2	1.03	(324,21)	C 0
34	1.18	(313,19)	C 2	.96	(324,21)	C 0
35	1.12	(313,19)	C 2	1.00	(30, 1)	C 1
36	1.19	(30, 1)	C 1	1.18	(313,19)	C 2
37	1.64	(338,23)	C 0	1.54	(30, 1)	C 1
38	2.11	(338,23)	C 0	2.09	(308,13)	C 1
39	3.20*	(357,13)	C 1	2.73*	(186,15)	C 2
40	2.90	(313,19)	C 2	2.64	(324,20)	C 0
41	2.17	(313,19)	C 2	1.70	(324,21)	C 0
42	1.60	(313,19)	C 2	1.38	(2, 2)	C 2
43	1.30	(313,19)	C 2	1.17	(324,21)	C 0
44	1.23	(313,19)	C 2	1.07	(324,21)	C 0
45	1.13	(313,19)	C 2	1.01	(324,21)	C 0
46	1.18	(313,19)	C 2	.98	(324,21)	C 0
47	1.18	(313,19)	C 2	.97	(324,21)	C 0
48	1.18	(313,19)	C 2	.95	(324,21)	C 0
49	1.18	(313,19)	C 2	.92	(324,21)	C 0
50	1.23	(313,19)	C 2	.95	(324,21)	C 0
51	1.20	(313,19)	C 2	.95	(324,21)	C 0
52	1.20	(313,19)	C 2	.95	(324,21)	C 0
53	1.18	(313,19)	C 2	.93	(324,21)	C 0
54	1.22	(313,19)	C 2	.95	(253,14)	C 2
55	1.22	(313,19)	C 2	.90	(324,21)	C 0
56	1.18	(313,19)	C 2	.90	(324,21)	C 0
57	1.66	(357,13)	C 1	1.53	(186,15)	C 2
58	1.50	(186,16)	C 2	1.44	(357,13)	C 1
59	1.40	(313,18)	C 2	1.25	(338,23)	C 0
60	1.32	(313,18)	C 2	1.26	(84,13)	C 1

FIVE HIGHEST 1-HOUR END-TO-END AVERAGE CONCENTRATIONS IN PARTS PER MILLION
INCLUDING AMBIENT BACKGROUND CONCENTRATIONS.

Rcptr No.	Highest Conc	Highest Ending Day Hr	Highest Calm	Second Highest Conc	Second Highest Ending Day Hr	Second Highest Calm	Third Highest Conc	Third Highest Ending Day Hr	Third Highest Calm	Fourth Highest Conc	Fourth Highest Ending Day Hr	Fourth Highest Calm	Fifth Highest Conc	Fifth Highest Ending Day Hr	Fifth Highest Calm
1	3.10	(239, 7)	C 0	3.10	(356, 7)	C 0	3.10	(357, 9)	C 0	3.00	(276,21)	C 0	2.70	(34, 8)	C 0

JOB: HSS FDR Air Quality Build/35' Jets

RUN: FDR DRIVE BET E 67TH-75TH STS/35' JETS

FIVE HIGHEST 1-HOUR END-TO-END AVERAGE CONCENTRATIONS IN PARTS PER MILLION
INCLUDING AMBIENT BACKGROUND CONCENTRATIONS.

Rcptr	Highest Ending			Second Highest Ending			Third Highest Ending			Fourth Highest Ending			Fifth Highest Ending		
No.	Conc	Day Hr	Calm	Conc	Day Hr	Calm	Conc	Day Hr	Calm	Conc	Day Hr	Calm	Conc	Day Hr	Calm
2	2.70	(276,20)	C 0	2.50	(145, 8)	C 0	2.50	(357, 9)	C 0	2.40	(313,16)	C 0	2.30	(61,22)	C 0
3	2.60	(276,20)	C 0	2.60	(284,20)	C 0	2.40	(313,16)	C 0	2.40	(313,17)	C 0	2.30	(313,18)	C 0
4	2.50	(30,18)	C 0	2.50	(284,20)	C 0	2.20	(72, 8)	C 0	2.20	(313,17)	C 0	2.20	(324,18)	C 0
5	2.40	(30,18)	C 0	2.30	(284,20)	C 0	2.20	(72, 8)	C 0	2.10	(313,17)	C 0	2.10	(324,18)	C 0
6	2.50	(30,18)	C 0	2.20	(284,20)	C 0	2.10	(72, 8)	C 0	2.10	(339,17)	C 0	2.00	(84, 7)	C 0
7	2.50	(30,18)	C 0	2.20	(339,17)	C 0	2.10	(72, 8)	C 0	2.00	(288, 7)	C 0	2.00	(84, 7)	C 0
8	2.40	(30,18)	C 0	2.20	(72, 8)	C 0	2.20	(339,17)	C 0	2.10	(288, 7)	C 0	2.00	(84, 7)	C 0
9	2.40	(30,18)	C 0	2.20	(72, 8)	C 0	2.20	(339,17)	C 0	2.00	(288, 7)	C 0	1.90	(67,22)	C 0
10	2.30	(30,18)	C 0	2.30	(339,17)	C 0	2.20	(72, 8)	C 0	2.00	(288, 7)	C 0	1.90	(84, 7)	C 0
11	2.50	(30,18)	C 0	2.30	(339,17)	C 0	2.10	(72, 8)	C 0	1.90	(288, 7)	C 0	1.90	(84, 7)	C 0
12	2.30	(30,18)	C 0	2.20	(72, 8)	C 0	2.20	(339,17)	C 0	2.00	(288, 7)	C 0	1.90	(84, 7)	C 0
13	2.30	(30,18)	C 0	2.20	(72, 8)	C 0	2.20	(339,17)	C 0	1.90	(288, 7)	C 0	1.90	(84, 7)	C 0
14	2.40	(72, 8)	C 0	2.30	(30,18)	C 0	2.20	(339,17)	C 0	2.00	(84, 7)	C 0	2.00	(288, 7)	C 0
15	2.30	(72, 8)	C 0	2.30	(30,18)	C 0	2.20	(339,17)	C 0	2.00	(288, 7)	C 0	1.90	(84, 7)	C 0
16	2.30	(72, 8)	C 0	2.30	(30,18)	C 0	2.20	(339,17)	C 0	2.00	(288, 7)	C 0	1.90	(84, 7)	C 0
17	2.40	(30,18)	C 0	2.30	(72, 8)	C 0	2.20	(339,17)	C 0	2.00	(288, 7)	C 0	1.90	(67,22)	C 0
18	2.30	(72, 8)	C 0	2.30	(30,18)	C 0	2.20	(339,17)	C 0	2.00	(288, 7)	C 0	1.90	(67,22)	C 0
19	2.30	(30,18)	C 0	2.20	(72, 8)	C 0	2.00	(288, 7)	C 0	2.00	(339,17)	C 0	1.90	(67,22)	C 0
20	2.30	(30,18)	C 0	2.10	(72, 8)	C 0	2.00	(84, 7)	C 0	2.00	(288, 7)	C 0	2.00	(309, 7)	C 0
21	2.30	(30,18)	C 0	2.20	(72, 8)	C 0	2.10	(339,17)	C 0	2.10	(84, 7)	C 0	2.10	(309, 7)	C 0
22	2.30	(72, 8)	C 0	2.20	(339,17)	C 0	2.20	(30,18)	C 0	2.10	(288, 7)	C 0	2.00	(84, 7)	C 0
23	2.30	(30,18)	C 0	2.20	(72, 8)	C 0	2.10	(288, 7)	C 0	2.00	(339,17)	C 0	1.90	(84, 7)	C 0
24	2.30	(72, 8)	C 0	2.30	(30,18)	C 0	2.10	(339,17)	C 0	2.10	(288, 7)	C 0	2.00	(84, 7)	C 0
25	2.30	(72, 8)	C 0	2.30	(339,17)	C 0	2.30	(30,18)	C 0	2.10	(288, 7)	C 0	2.00	(84, 7)	C 0
26	2.30	(72, 8)	C 0	2.20	(339,17)	C 0	2.20	(30,18)	C 0	2.10	(288, 7)	C 0	1.90	(84, 7)	C 0
27	2.30	(72, 8)	C 0	2.30	(30,18)	C 0	2.20	(339,17)	C 0	2.10	(288, 7)	C 0	2.00	(84, 7)	C 0
28	2.30	(30,18)	C 0	2.20	(72, 8)	C 0	2.00	(84, 7)	C 0	2.00	(308,16)	C 0	2.00	(309, 7)	C 0
29	2.30	(30,18)	C 0	2.10	(72, 8)	C 0	2.00	(339,17)	C 0	2.00	(288, 7)	C 0	1.90	(181,22)	C 0
30	2.30	(30,18)	C 0	2.10	(72, 8)	C 0	2.00	(339,17)	C 0	1.90	(288, 7)	C 0	1.80	(181,22)	C 0
31	2.40	(30,18)	C 0	2.20	(72, 8)	C 0	2.00	(339,17)	C 0	1.90	(84, 7)	C 0	1.90	(309, 7)	C 0
32	2.30	(30,18)	C 0	2.20	(72, 8)	C 0	2.00	(339,17)	C 0	1.90	(288, 7)	C 0	1.80	(284,20)	C 0
33	2.20	(30,18)	C 0	2.20	(72, 8)	C 0	2.00	(339,17)	C 0	1.90	(84, 7)	C 0	1.90	(308,16)	C 0
34	2.20	(30,18)	C 0	2.20	(72, 8)	C 0	2.10	(84, 7)	C 0	2.10	(309, 7)	C 0	2.10	(339,17)	C 0
35	2.60	(72, 8)	C 0	2.40	(84, 7)	C 0	2.40	(309, 7)	C 0	2.20	(339,17)	C 0	2.00	(30,18)	C 0
36	2.90	(72, 8)	C 0	2.90	(84, 7)	C 0	2.90	(309, 7)	C 0	2.80	(339,17)	C 0	2.30	(181,22)	C 0
37	3.70	(72, 8)	C 0	3.50	(84, 7)	C 0	3.50	(309, 7)	C 0	3.00	(339,17)	C 0	2.90	(312,18)	C 0
38	4.60	(48,19)	C 0	4.40	(357, 8)	C 0	4.30	(313,14)	C 0	4.00	(135,21)	C 0	3.90	(217,22)	C 0
39	6.60*	(276,21)	C 0	5.90*	(246, 8)	C 0	5.30	(184, 7)	C 0	5.20	(251, 7)	C 0	5.00	(239, 7)	C 0
40	4.60	(276,20)	C 0	4.30	(313,16)	C 0	4.20	(284,20)	C 0	4.00	(145, 8)	C 0	3.80	(357, 9)	C 0
41	3.80	(30,18)	C 0	3.30	(288, 7)	C 0	3.30	(284,20)	C 0	2.90	(67,22)	C 0	2.90	(118,22)	C 0
42	3.30	(30,18)	C 0	2.70	(288, 7)	C 0	2.40	(67,22)	C 0	2.40	(118,22)	C 0	2.40	(324,18)	C 0

JOB: HSS FDR Air Quality Build/35' Jets

RUN: FDR DRIVE BET E 67TH-75TH STS/35' JETS

FIVE HIGHEST 1-HOUR END-TO-END AVERAGE CONCENTRATIONS IN PARTS PER MILLION
INCLUDING AMBIENT BACKGROUND CONCENTRATIONS.

Rcptr	Highest			Second Highest			Third Highest			Fourth Highest			Fifth Highest		
No.	Conc	Ending Day Hr	Calm	Conc	Ending Day Hr	Calm	Conc	Ending Day Hr	Calm	Conc	Ending Day Hr	Calm	Conc	Ending Day Hr	Calm
43	2.60	(30,18)	C 0	2.60	(288, 7)	C 0	2.20	(67,22)	C 0	2.20	(118,22)	C 0	2.00	(1, 7)	C 0
44	2.40	(30,18)	C 0	2.30	(288, 7)	C 0	2.00	(67,22)	C 0	2.00	(118,22)	C 0	1.80	(72, 8)	C 0
45	2.20	(30,18)	C 0	2.20	(288, 7)	C 0	2.00	(67,22)	C 0	1.90	(118,22)	C 0	1.80	(72, 8)	C 0
46	2.20	(30,18)	C 0	2.00	(67,22)	C 0	2.00	(288, 7)	C 0	1.80	(118,22)	C 0	1.80	(72, 8)	C 0
47	2.00	(30,18)	C 0	1.90	(288, 7)	C 0	1.90	(72, 8)	C 0	1.80	(118,22)	C 0	1.70	(84, 7)	C 0
48	1.80	(30,18)	C 0	1.80	(288, 7)	C 0	1.80	(72, 8)	C 0	1.60	(84, 7)	C 0	1.60	(309, 7)	C 0
49	1.90	(30,18)	C 0	1.80	(72, 8)	C 0	1.60	(288, 7)	C 0	1.60	(84, 7)	C 0	1.60	(309, 7)	C 0
50	2.00	(30,18)	C 0	1.90	(72, 8)	C 0	1.70	(84, 7)	C 0	1.70	(288, 7)	C 0	1.70	(309, 7)	C 0
51	1.90	(30,18)	C 0	1.80	(72, 8)	C 0	1.70	(288, 7)	C 0	1.70	(339,17)	C 0	1.60	(84, 7)	C 0
52	1.90	(30,18)	C 0	1.80	(72, 8)	C 0	1.70	(84, 7)	C 0	1.70	(288, 7)	C 0	1.70	(309, 7)	C 0
53	1.90	(30,18)	C 0	1.70	(72, 8)	C 0	1.60	(288, 7)	C 0	1.60	(312,18)	C 0	1.50	(201,18)	C 0
54	2.10	(30,18)	C 0	1.70	(72, 8)	C 0	1.70	(84, 7)	C 0	1.70	(201,18)	C 0	1.70	(309, 7)	C 0
55	2.10	(30,18)	C 0	1.60	(72, 8)	C 0	1.60	(201,18)	C 0	1.60	(288, 7)	C 0	1.50	(67,22)	C 0
56	2.10	(30,18)	C 0	1.60	(288, 7)	C 0	1.50	(67,22)	C 0	1.50	(72, 8)	C 0	1.50	(84, 7)	C 0
57	4.10	(276,21)	C 0	3.50	(246, 8)	C 0	3.10	(251, 7)	C 0	3.00	(184, 7)	C 0	2.60	(324,16)	C 0
58	3.20	(357, 8)	C 0	2.90	(48,19)	C 0	2.60	(313,14)	C 0	2.50	(128,22)	C 0	2.50	(232,22)	C 0
59	2.60	(48,19)	C 0	2.60	(313,14)	C 0	2.60	(357, 8)	C 0	2.50	(217,22)	C 0	2.30	(72, 8)	C 0
60	2.50	(84, 7)	C 0	2.50	(309, 7)	C 0	2.40	(72, 8)	C 0	2.30	(313,14)	C 0	2.20	(356, 8)	C 0

MAXIMUM 8-HOUR AVERAGED LINK CONTRIBUTIONS
IN PARTS PER MILLION (PPM)
INCLUDING AMBIENT BACKGROUND CONCENTRATIONS.

Rcptr No.	Total Conc	Ending Day Hr	Ambient Backgnd	Total Link		Link +1	Link +2	Link +3	Link +4	Link +5	Link +6	Link +7	Link +8	Link +9	Link +10
1	1.61	(357,13)	.00	1.61		.17	.37	.00	.00	.00	.00	.00	.00	.00	.00
					Links 10+	.27	.11	.00	.00	.00	.00	.00	.69	.00	.00
2	1.77	(313,19)	.00	1.77		.28	.53	.00	.00	.00	.00	.00	.00	.00	.00
					Links 10+	.17	.27	.00	.00	.00	.02	.00	.50	.00	.00
3	2.00	(313,19)	.00	2.00		.15	.77	.00	.00	.00	.00	.00	.00	.00	.00
					Links 10+	.23	.22	.00	.00	.00	.02	.00	.62	.00	.00
4	1.85	(313,19)	.00	1.85		.07	.83	.00	.00	.00	.00	.00	.00	.00	.00
					Links 10+	.30	.15	.00	.00	.00	.02	.00	.48	.00	.00
5	1.73	(313,19)	.00	1.73		.03	.88	.00	.00	.00	.00	.00	.00	.00	.00
					Links 10+	.37	.10	.00	.00	.00	.02	.00	.33	.00	.00
6	1.63	(313,19)	.00	1.63		.03	.88	.00	.00	.00	.00	.00	.00	.00	.00
					Links 10+	.40	.07	.00	.00	.00	.02	.00	.23	.00	.00
7	1.57	(313,19)	.00	1.57		.02	.88	.00	.00	.00	.00	.00	.00	.00	.00
					Links 10+	.43	.05	.00	.00	.00	.02	.00	.17	.00	.00

JOB: HSS FDR Air Quality Build/35' Jets

RUN: FDR DRIVE BET E 67TH-75TH STS/35' JETS

LINK CONTRIBUTION TABLES

MAXIMUM 8-HOUR AVERAGED LINK CONTRIBUTIONS
IN PARTS PER MILLION (PPM)
INCLUDING AMBIENT BACKGROUND CONCENTRATIONS.

Rcptr No.	Total Conc	Ending Day Hr	Ambient Backgnd	Total Link	Link +1	Link +2	Link +3	Link +4	Link +5	Link +6	Link +7	Link +8	Link +9	Link +10
8	1.50	(313,19)	.00	1.50	.00	.90	.00	.00	.00	.00	.00	.00	.00	.00
			Links 10+		.45	.03	.00	.00	.00	.02	.00	.10	.00	.00
9	1.47	(313,19)	.00	1.47	.00	.88	.00	.00	.00	.00	.00	.00	.00	.00
			Links 10+		.47	.03	.00	.00	.00	.02	.00	.07	.00	.00
10	1.48	(313,19)	.00	1.48	.00	.90	.00	.00	.00	.00	.00	.00	.00	.00
			Links 10+		.48	.02	.00	.00	.00	.02	.00	.07	.00	.00
11	1.45	(313,19)	.00	1.45	.00	.90	.00	.00	.00	.00	.00	.00	.00	.00
			Links 10+		.48	.02	.00	.00	.00	.02	.00	.03	.00	.00
12	1.45	(313,19)	.00	1.45	.00	.90	.00	.00	.00	.00	.00	.00	.00	.00
			Links 10+		.50	.00	.00	.00	.00	.02	.00	.03	.00	.00
13	1.45	(313,19)	.00	1.45	.00	.92	.00	.00	.00	.00	.00	.00	.00	.00
			Links 10+		.50	.00	.00	.00	.00	.02	.00	.02	.00	.00
14	1.45	(313,19)	.00	1.45	.00	.92	.00	.00	.00	.00	.00	.00	.00	.00
			Links 10+		.50	.00	.00	.00	.00	.02	.00	.02	.00	.00
15	1.43	(313,19)	.00	1.43	.00	.92	.00	.00	.00	.00	.00	.00	.00	.00
			Links 10+		.48	.00	.00	.00	.00	.02	.00	.02	.00	.00
16	1.40	(313,19)	.00	1.40	.00	.90	.00	.00	.00	.00	.00	.00	.00	.00
			Links 10+		.48	.00	.00	.00	.00	.02	.00	.00	.00	.00
17	1.42	(313,19)	.00	1.42	.00	.92	.00	.00	.00	.00	.00	.00	.00	.00
			Links 10+		.48	.00	.00	.00	.00	.02	.00	.00	.00	.00
18	1.42	(313,19)	.00	1.42	.00	.92	.00	.00	.00	.00	.00	.00	.00	.00
			Links 10+		.48	.00	.00	.00	.00	.02	.00	.00	.00	.00
19	1.42	(313,19)	.00	1.42	.00	.92	.00	.00	.00	.00	.00	.00	.00	.00
			Links 10+		.48	.00	.00	.00	.00	.02	.00	.00	.00	.00
20	1.40	(313,19)	.00	1.40	.00	.92	.00	.00	.00	.00	.00	.00	.00	.00
			Links 10+		.48	.00	.00	.00	.00	.00	.00	.00	.00	.00
21	1.40	(313,19)	.00	1.40	.00	.92	.00	.00	.00	.00	.00	.00	.00	.00
			Links 10+		.48	.00	.00	.00	.00	.00	.00	.00	.00	.00
22	1.40	(313,19)	.00	1.40	.00	.92	.00	.00	.00	.00	.00	.00	.00	.00
			Links 10+		.48	.00	.00	.00	.00	.00	.00	.00	.00	.00
23	1.38	(313,19)	.00	1.38	.00	.90	.00	.00	.00	.00	.00	.00	.00	.00
			Links 10+		.48	.00	.00	.00	.00	.00	.00	.00	.00	.00
24	1.37	(313,19)	.00	1.37	.00	.90	.00	.00	.00	.00	.00	.00	.00	.00
			Links 10+		.47	.00	.00	.00	.00	.00	.00	.00	.00	.00
25	1.38	(313,19)	.00	1.38	.00	.90	.00	.00	.00	.00	.00	.00	.00	.02
			Links 10+		.47	.00	.00	.00	.00	.00	.00	.00	.00	.00
26	1.38	(313,19)	.00	1.38	.00	.90	.00	.00	.00	.00	.00	.02	.00	.02
			Links 10+		.45	.00	.00	.00	.00	.00	.00	.00	.00	.00

JOB: HSS FDR Air Quality Build/35' Jets

RUN: FDR DRIVE BET E 67TH-75TH STS/35' JETS

LINK CONTRIBUTION TABLES

MAXIMUM 8-HOUR AVERAGED LINK CONTRIBUTIONS
IN PARTS PER MILLION (PPM)
INCLUDING AMBIENT BACKGROUND CONCENTRATIONS.

Rcptr No.	Total Conc	Ending Day Hr	Ambient Backgnd	Total Link	Link +1	Link +2	Link +3	Link +4	Link +5	Link +6	Link +7	Link +8	Link +9	Link +10
27	1.40	(313,19)	.00	1.40	.00	.90	.02	.00	.00	.00	.00	.02	.00	.02
				Links 10+	.43	.00	.00	.00	.00	.00	.02	.00	.00	.00
28	1.37	(313,19)	.00	1.37	.00	.87	.02	.00	.00	.00	.00	.02	.00	.02
				Links 10+	.43	.00	.00	.00	.00	.00	.02	.00	.00	.00
29	1.42	(313,19)	.00	1.42	.00	.85	.03	.00	.00	.00	.00	.02	.02	.05
				Links 10+	.42	.00	.00	.00	.00	.00	.03	.00	.00	.00
30	1.38	(313,19)	.00	1.38	.00	.82	.05	.02	.02	.00	.00	.02	.02	.05
				Links 10+	.37	.00	.00	.00	.00	.00	.03	.00	.00	.00
31	1.35	(313,19)	.00	1.35	.00	.73	.10	.02	.03	.00	.00	.03	.02	.05
				Links 10+	.33	.00	.00	.00	.00	.00	.03	.00	.00	.00
32	1.33	(313,19)	.00	1.33	.00	.55	.22	.03	.03	.00	.00	.03	.03	.05
				Links 10+	.33	.00	.00	.00	.00	.00	.05	.00	.00	.00
33	1.28	(313,19)	.00	1.28	.00	.30	.38	.05	.03	.00	.00	.05	.05	.05
				Links 10+	.32	.00	.00	.00	.00	.00	.05	.00	.00	.00
34	1.18	(313,19)	.00	1.18	.00	.17	.42	.10	.03	.00	.00	.05	.05	.07
				Links 10+	.22	.00	.00	.00	.00	.00	.08	.00	.00	.00
35	1.12	(313,19)	.00	1.12	.00	.08	.27	.20	.05	.00	.00	.07	.05	.12
				Links 10+	.17	.00	.00	.00	.00	.00	.12	.00	.00	.00
36	1.19	(30, 1)	.00	1.19	.00	.00	.00	.16	.24	.04	.04	.16	.00	.00
				Links 10+	.00	.00	.00	.00	.00	.00	.54	.00	.00	.00
37	1.64	(338,23)	.00	1.64	.00	.00	.00	.13	.31	.03	.03	.23	.00	.00
				Links 10+	.00	.00	.01	.00	.00	.00	.91	.00	.00	.00
38	2.11	(338,23)	.00	2.11	.00	.00	.00	.00	.44	.03	.03	.23	.00	.00
				Links 10+	.00	.00	.01	.00	.00	.00	1.39	.00	.00	.00
39	3.20	(357,13)	.00	3.20	.00	.00	.00	.01	.41	.00	.00	.27	.03	.00
				Links 10+	.00	.00	.01	.00	.00	.00	2.46	.00	.00	.00
40	2.90	(313,19)	.00	2.90	.00	.02	.00	.10	.55	.00	.00	.15	.12	.03
				Links 10+	.03	.00	.02	.00	.00	.00	1.88	.00	.00	.00
41	2.17	(313,19)	.00	2.17	.00	.00	.00	.05	.63	.00	.02	.20	.07	.02
				Links 10+	.03	.00	.02	.00	.00	.00	1.13	.00	.00	.00
42	1.60	(313,19)	.00	1.60	.00	.00	.00	.03	.67	.00	.02	.25	.05	.00
				Links 10+	.02	.00	.02	.00	.00	.00	.55	.00	.00	.00
43	1.30	(313,19)	.00	1.30	.00	.00	.00	.00	.67	.00	.02	.28	.05	.00
				Links 10+	.02	.00	.02	.00	.00	.00	.25	.00	.00	.00
44	1.23	(313,19)	.00	1.23	.00	.00	.00	.00	.68	.00	.02	.32	.03	.00
				Links 10+	.02	.00	.02	.00	.00	.00	.15	.00	.00	.00
45	1.13	(313,19)	.00	1.13	.00	.00	.00	.00	.68	.00	.02	.33	.00	.00
				Links 10+	.00	.00	.03	.00	.00	.00	.07	.00	.00	.00

JOB: HSS FDR Air Quality Build/35' Jets

RUN: FDR DRIVE BET E 67TH-75TH STS/35' JETS

LINK CONTRIBUTION TABLES

MAXIMUM 8-HOUR AVERAGED LINK CONTRIBUTIONS
IN PARTS PER MILLION (PPM)
INCLUDING AMBIENT BACKGROUND CONCENTRATIONS.

Rcptr No.	Total Conc	Ending Day Hr	Ambient Backgnd	Total Link	Link +1	Link +2	Link +3	Link +4	Link +5	Link +6	Link +7	Link +8	Link +9	Link +10
46	1.18	(313,19)	.00	1.18	.00	.00	.00	.00	.68	.02	.03	.35	.00	.00
			Links 10+		.00	.00	.05	.00	.00	.00	.05	.00	.00	.00
47	1.18	(313,19)	.00	1.18	.00	.00	.00	.00	.68	.02	.03	.35	.00	.00
			Links 10+		.00	.00	.07	.00	.00	.00	.03	.00	.00	.00
48	1.18	(313,19)	.00	1.18	.00	.00	.00	.00	.68	.03	.03	.35	.00	.00
			Links 10+		.00	.00	.07	.00	.00	.00	.02	.00	.00	.00
49	1.18	(313,19)	.00	1.18	.00	.00	.00	.00	.67	.03	.05	.35	.00	.00
			Links 10+		.00	.00	.07	.00	.00	.00	.02	.00	.00	.00
50	1:23	(313,19)	.00	1.23	.00	.00	.00	.00	.72	.03	.05	.37	.00	.00
			Links 10+		.00	.00	.07	.00	.00	.00	.00	.00	.00	.00
51	1.20	(313,19)	.00	1.20	.00	.00	.00	.00	.70	.03	.05	.35	.00	.00
			Links 10+		.00	.00	.07	.00	.00	.00	.00	.00	.00	.00
52	1.20	(313,19)	.00	1.20	.00	.00	.00	.00	.67	.05	.07	.35	.00	.00
			Links 10+		.00	.00	.07	.00	.00	.00	.00	.00	.00	.00
53	1.18	(313,19)	.00	1.18	.00	.00	.00	.00	.67	.05	.08	.32	.00	.00
			Links 10+		.00	.00	.07	.00	.00	.00	.00	.00	.00	.00
54	1.22	(313,19)	.00	1.22	.00	.00	.00	.00	.65	.08	.12	.30	.00	.00
			Links 10+		.00	.00	.07	.00	.00	.00	.00	.00	.00	.00
55	1.22	(313,19)	.00	1.22	.00	.00	.00	.00	.60	.13	.13	.28	.00	.00
			Links 10+		.00	.00	.07	.00	.00	.00	.00	.00	.00	.00
56	1.18	(313,19)	.00	1.18	.00	.00	.00	.00	.50	.20	.15	.27	.00	.00
			Links 10+		.00	.00	.07	.00	.00	.00	.00	.00	.00	.00
57	1.66	(357,13)	.00	1.66	.39	.09	.00	.00	.00	.00	.00	.00	.00	.00
			Links 10+		.14	.19	.00	.00	.00	.00	.00	.86	.00	.00
58	1.50	(186,16)	.00	1.50	.38	.08	.00	.00	.00	.00	.00	.00	.00	.00
			Links 10+		.13	.20	.00	.00	.00	.00	.00	.70	.00	.00
59	1.40	(313,18)	.00	1.40	.58	.12	.00	.00	.00	.00	.00	.00	.00	.00
			Links 10+		.13	.30	.00	.00	.00	.00	.00	.27	.00	.00
60	1.32	(313,18)	.00	1.32	.60	.08	.00	.00	.00	.00	.00	.00	.00	.00
			Links 10+		.10	.30	.00	.00	.00	.00	.00	.23	.00	.00

JOB: HSS FDR Air Quality Build/35' Jets

RUN: FDR DRIVE BET E 67TH-75TH STS/35' JETS

LINK CONTRIBUTION TABLES

SECOND HIGHEST 8-HOUR AVERAGED LINK CONTRIBUTIONS
IN PARTS PER MILLION (PPM)
INCLUDING AMBIENT BACKGROUND CONCENTRATIONS.

Rcptr No.	Total Conc	Ending Day Hr	Ambient Backgnd	Total Link	Link +1	Link +2	Link +3	Link +4	Link +5	Link +6	Link +7	Link +8	Link +9	Link +10
1	1.49	(324,20)	.00	1.49	.46	.09	.00	.00	.00	.00	.00	.00	.00	.00
			Links	10+	.04	.29	.00	.00	.00	.00	.00	.61	.00	.00
2	1.49	(324,20)	.00	1.49	.23	.39	.00	.00	.00	.00	.00	.00	.00	.00
			Links	10+	.13	.23	.00	.00	.00	.00	.00	.53	.00	.00
3	1.43	(324,20)	.00	1.43	.14	.54	.00	.00	.00	.00	.00	.00	.00	.00
			Links	10+	.18	.16	.00	.00	.00	.00	.00	.41	.00	.00
4	1.35	(324,21)	.00	1.35	.11	.61	.00	.00	.00	.00	.00	.00	.00	.00
			Links	10+	.20	.14	.00	.00	.00	.00	.00	.29	.00	.00
5	1.31	(324,21)	.00	1.31	.08	.64	.00	.00	.00	.00	.00	.00	.00	.00
			Links	10+	.26	.10	.00	.00	.00	.00	.00	.24	.00	.00
6	1.25	(324,21)	.00	1.25	.06	.66	.00	.00	.00	.00	.00	.00	.00	.00
			Links	10+	.26	.08	.00	.00	.00	.00	.00	.19	.00	.00
7	1.22	(324,21)	.00	1.23	.05	.67	.00	.00	.00	.00	.00	.00	.00	.00
			Links	10+	.29	.08	.00	.00	.00	.00	.00	.14	.00	.00
8	1.21	(324,22)	.00	1.21	.04	.71	.00	.00	.00	.00	.00	.00	.00	.00
			Links	10+	.30	.05	.00	.00	.00	.00	.00	.11	.00	.00
9	1.20	(324,22)	.00	1.20	.04	.71	.00	.00	.00	.00	.00	.00	.00	.00
			Links	10+	.32	.04	.00	.00	.00	.00	.00	.09	.00	.00
10	1.21	(324,22)	.00	1.21	.04	.74	.00	.00	.00	.00	.00	.00	.00	.00
			Links	10+	.32	.04	.00	.00	.00	.00	.00	.08	.00	.00
11	1.21	(324,22)	.00	1.21	.03	.74	.00	.00	.00	.00	.00	.00	.00	.00
			Links	10+	.34	.04	.00	.00	.00	.00	.00	.08	.00	.00
12	1.16	(324,22)	.00	1.16	.01	.74	.00	.00	.00	.00	.00	.00	.00	.00
			Links	10+	.34	.04	.00	.00	.00	.00	.00	.04	.00	.00
13	1.20	(324,22)	.00	1.20	.01	.75	.00	.00	.00	.00	.00	.00	.00	.00
			Links	10+	.36	.04	.00	.00	.00	.00	.00	.04	.00	.00
14	1.20	(324,22)	.00	1.20	.01	.75	.00	.00	.00	.00	.00	.00	.00	.00
			Links	10+	.36	.04	.00	.00	.00	.00	.00	.04	.00	.00
15	1.17	(324,22)	.00	1.17	.00	.75	.00	.00	.00	.00	.00	.00	.00	.00
			Links	10+	.36	.03	.00	.00	.00	.00	.00	.04	.00	.00
16	1.16	(324,22)	.00	1.16	.00	.75	.00	.00	.00	.00	.00	.00	.00	.00
			Links	10+	.36	.01	.00	.00	.00	.00	.00	.04	.00	.00
17	1.16	(324,22)	.00	1.16	.00	.75	.00	.00	.00	.00	.00	.00	.00	.00
			Links	10+	.36	.01	.00	.00	.00	.00	.00	.04	.00	.00
18	1.15	(324,22)	.00	1.15	.00	.76	.00	.00	.00	.00	.00	.00	.00	.00
			Links	10+	.36	.00	.00	.00	.00	.00	.00	.03	.00	.00
19	1.15	(324,22)	.00	1.15	.00	.76	.00	.00	.00	.00	.00	.00	.00	.00
			Links	10+	.38	.00	.00	.00	.00	.00	.00	.01	.00	.00

JOB: HSS FDR Air Quality Build/35' Jets

RUN: FDR DRIVE BET E 67TH-75TH STS/35' JETS

LINK CONTRIBUTION TABLES

SECOND HIGHEST 8-HOUR AVERAGED LINK CONTRIBUTIONS
IN PARTS PER MILLION (PPM)
INCLUDING AMBIENT BACKGROUND CONCENTRATIONS.

Rcptr No.	Total Conc	Ending Day Hr	Ambient Backgnd	Total Link	Link +1	Link +2	Link +3	Link +4	Link +5	Link +6	Link +7	Link +8	Link +9	Link +10
20	1.15	(324,22)	.00	1.15	.00	.76	.00	.00	.00	.00	.00	.00	.00	.00
			Links 10+		.38	.00	.00	.00	.00	.00	.00	.01	.00	.00
21	1.14	(324,22)	.00	1.14	.00	.75	.00	.00	.00	.00	.00	.00	.00	.00
			Links 10+		.38	.00	.00	.00	.00	.00	.00	.01	.00	.00
22	1.15	(324,22)	.00	1.15	.00	.77	.00	.00	.00	.00	.00	.00	.00	.00
			Links 10+		.38	.00	.00	.00	.00	.00	.00	.00	.00	.00
23	1.14	(324,22)	.00	1.14	.00	.76	.00	.00	.00	.00	.00	.00	.00	.00
			Links 10+		.38	.00	.00	.00	.00	.00	.00	.00	.00	.00
24	1.15	(324,22)	.00	1.15	.00	.77	.00	.00	.00	.00	.00	.00	.00	.00
			Links 10+		.38	.00	.00	.00	.00	.00	.00	.00	.00	.00
25	1.15	(324,22)	.00	1.15	.00	.77	.00	.00	.00	.00	.00	.00	.00	.00
			Links 10+		.38	.00	.00	.00	.00	.00	.00	.00	.00	.00
26	1.14	(324,22)	.00	1.14	.00	.76	.00	.00	.00	.00	.00	.00	.00	.00
			Links 10+		.38	.00	.00	.00	.00	.00	.00	.00	.00	.00
27	1.15	(324,22)	.00	1.15	.00	.77	.00	.00	.00	.00	.00	.00	.00	.00
			Links 10+		.38	.00	.00	.00	.00	.00	.00	.00	.00	.00
28	1.15	(324,22)	.00	1.15	.00	.77	.00	.00	.00	.00	.00	.00	.00	.00
			Links 10+		.38	.00	.00	.00	.00	.00	.00	.00	.00	.00
29	1.15	(324,22)	.00	1.15	.00	.77	.00	.00	.00	.00	.00	.00	.00	.00
			Links 10+		.38	.00	.00	.00	.00	.00	.00	.00	.00	.00
30	1.15	(324,22)	.00	1.15	.00	.77	.00	.00	.00	.00	.00	.00	.00	.00
			Links 10+		.38	.00	.00	.00	.00	.00	.00	.00	.00	.00
31	1.17	(324,22)	.00	1.17	.00	.77	.00	.00	.00	.00	.00	.00	.00	.01
			Links 10+		.39	.00	.00	.00	.00	.00	.00	.00	.00	.00
32	1.08	(324,22)	.00	1.08	.00	.56	.15	.00	.00	.00	.00	.00	.00	.04
			Links 10+		.33	.00	.00	.00	.00	.00	.00	.00	.00	.00
33	1.03	(324,21)	.00	1.03	.00	.31	.35	.00	.00	.00	.00	.00	.00	.10
			Links 10+		.26	.00	.00	.00	.00	.00	.00	.00	.00	.00
34	.96	(324,21)	.00	.96	.00	.21	.40	.01	.00	.00	.00	.00	.01	.11
			Links 10+		.21	.00	.00	.00	.00	.00	.00	.00	.00	.00
35	1.00	(30, 1)	.00	1.00	.00	.00	.00	.20	.19	.04	.04	.14	.01	.00
			Links 10+		.00	.00	.00	.00	.00	.00	.37	.00	.00	.00
36	1.18	(313,19)	.00	1.18	.00	.07	.12	.32	.08	.00	.00	.07	.05	.13
			Links 10+		.13	.00	.02	.00	.00	.00	.20	.00	.00	.00
37	1.54	(30, 1)	.00	1.54	.00	.00	.00	.09	.34	.04	.04	.19	.00	.00
			Links 10+		.00	.00	.00	.00	.00	.00	.84	.00	.00	.00
38	2.09	(308,13)	.00	2.09	.00	.00	.00	.06	.39	.01	.01	.23	.00	.00
			Links 10+		.00	.00	.00	.00	.00	.00	1.39	.00	.00	.00

JOB: HSS FDR Air Quality Build/35' Jets

RUN: FDR DRIVE BET E 67TH-75TH STS/35' JETS

LINK CONTRIBUTION TABLES

SECOND HIGHEST 8-HOUR AVERAGED LINK CONTRIBUTIONS
IN PARTS PER MILLION (PPM)
INCLUDING AMBIENT BACKGROUND CONCENTRATIONS.

Rcptr No.	Total Conc	Ending Day Hr	Ambient Backgnd	Total Link	Link +1	Link +2	Link +3	Link +4	Link +5	Link +6	Link +7	Link +8	Link +9	Link +10
39	2.73	(186,15)	.00	2.73	.00	.00	.00	.00	.38	.00	.00	.23	.02	.00
			Links	10+	.00	.00	.00	.00	.00	.00	2.10	.00	.00	.00
40	2.64	(324,20)	.00	2.64	.00	.03	.03	.08	.39	.00	.00	.11	.06	.03
			Links	10+	.05	.00	.00	.00	.00	.00	1.87	.00	.00	.00
41	1.70	(324,21)	.00	1.70	.00	.05	.01	.04	.45	.00	.00	.14	.06	.04
			Links	10+	.06	.00	.01	.00	.00	.00	.84	.00	.00	.00
42	1.38	(2, 2)	.00	1.38	.00	.13	.00	.08	.32	.00	.00	.02	.05	.00
			Links	10+	.12	.00	.00	.00	.00	.00	.67	.00	.00	.00
43	1.17	(324,21)	.00	1.18	.00	.04	.00	.04	.50	.00	.00	.21	.04	.00
			Links	10+	.05	.00	.01	.00	.00	.00	.29	.00	.00	.00
44	1.07	(324,21)	.00	1.08	.00	.04	.00	.03	.53	.00	.00	.21	.04	.00
			Links	10+	.04	.00	.01	.00	.00	.00	.19	.00	.00	.00
45	1.01	(324,21)	.00	1.01	.00	.03	.00	.00	.54	.00	.00	.25	.04	.00
			Links	10+	.04	.00	.01	.00	.00	.00	.11	.00	.00	.00
46	.98	(324,21)	.00	.98	.00	.03	.00	.00	.55	.00	.00	.26	.00	.00
			Links	10+	.04	.00	.01	.00	.00	.00	.09	.00	.00	.00
47	.97	(324,21)	.00	.98	.00	.03	.00	.00	.56	.00	.00	.26	.00	.00
			Links	10+	.04	.00	.01	.00	.00	.00	.08	.00	.00	.00
48	.95	(324,21)	.00	.95	.00	.03	.00	.00	.56	.00	.00	.26	.00	.00
			Links	10+	.04	.00	.01	.00	.00	.00	.05	.00	.00	.00
49	.92	(324,21)	.00	.93	.00	.01	.00	.00	.56	.00	.00	.28	.00	.00
			Links	10+	.03	.00	.01	.00	.00	.00	.04	.00	.00	.00
50	.95	(324,21)	.00	.95	.00	.01	.00	.00	.56	.00	.00	.29	.00	.00
			Links	10+	.03	.00	.03	.00	.00	.00	.04	.00	.00	.00
51	.95	(324,21)	.00	.95	.00	.01	.00	.00	.56	.00	.00	.29	.00	.00
			Links	10+	.03	.00	.03	.00	.00	.00	.04	.00	.00	.00
52	.95	(324,21)	.00	.95	.00	.01	.00	.00	.56	.00	.00	.29	.00	.00
			Links	10+	.03	.00	.03	.00	.00	.00	.04	.00	.00	.00
53	.93	(324,21)	.00	.92	.00	.01	.00	.00	.56	.00	.00	.29	.00	.00
			Links	10+	.01	.00	.03	.00	.00	.00	.03	.00	.00	.00
54	.95	(253,14)	.00	.95	.00	.00	.00	.00	.50	.08	.08	.25	.00	.00
			Links	10+	.02	.00	.00	.00	.00	.00	.02	.00	.00	.00
55	.90	(324,21)	.00	.90	.00	.00	.00	.00	.56	.00	.00	.30	.00	.00
			Links	10+	.01	.00	.01	.00	.00	.00	.01	.00	.00	.00
56	.90	(324,21)	.00	.90	.00	.00	.00	.00	.50	.05	.04	.28	.00	.00
			Links	10+	.01	.00	.01	.00	.00	.00	.01	.00	.00	.00
57	1.53	(186,15)	.00	1.53	.33	.13	.00	.00	.00	.00	.00	.00	.00	.00
			Links	10+	.15	.13	.00	.00	.00	.00	.00	.78	.00	.00

JOB: HSS FDR Air Quality Build/35' Jets

RUN: FDR DRIVE BET E 67TH-75TH STS/35' JETS

LINK CONTRIBUTION TABLES

SECOND HIGHEST 8-HOUR AVERAGED LINK CONTRIBUTIONS
IN PARTS PER MILLION (PPM)
INCLUDING AMBIENT BACKGROUND CONCENTRATIONS.

Rcptr No.	Total Conc	Ending Day Hr	Ambient Backgnd	Total Link	Link +1	Link +2	Link +3	Link +4	Link +5	Link +6	Link +7	Link +8	Link +9	Link +10
58	1.44	(357,13)	.00	1.44	.43	.01	.00	.00	.00	.00	.00	.00	.00	.00
			Links	10+	.07	.29	.00	.00	.00	.00	.00	.64	.00	.00
59	1.25	(338,23)	.00	1.25	.36	.23	.00	.00	.00	.00	.00	.00	.00	.00
			Links	10+	.24	.06	.00	.00	.00	.00	.00	.36	.00	.00
60	1.26	(84,13)	.00	1.26	.40	.16	.00	.00	.00	.00	.00	.00	.00	.00
			Links	10+	.19	.17	.00	.00	.00	.01	.00	.33	.00	.00

MAXIMUM 1-HOUR AVERAGED LINK CONTRIBUTIONS
IN PARTS PER MILLION (PPM)
INCLUDING AMBIENT BACKGROUND CONCENTRATIONS.

Rcptr No.	Total Conc	Ending Day Hr	Ambient Backgnd	Total Link	Link +1	Link +2	Link +3	Link +4	Link +5	Link +6	Link +7	Link +8	Link +9	Link +10
1	3.10	(239, 7)	.00	3.10	.40	.30	.00	.00	.00	.00	.00	.00	.00	.00
			Links	10+	.20	.30	.00	.00	.00	.00	.00	1.90	.00	.00
2	2.70	(276,20)	.00	2.70	.30	.50	.00	.00	.00	.00	.00	.00	.00	.00
			Links	10+	.10	.40	.00	.00	.00	.00	.00	1.40	.00	.00
3	2.60	(276,20)	.00	2.60	.10	.90	.00	.00	.00	.00	.00	.00	.00	.00
			Links	10+	.20	.30	.00	.00	.00	.00	.00	1.10	.00	.00
4	2.50	(30,18)	.00	2.50	.50	.90	.00	.00	.00	.00	.00	.00	.00	.00
			Links	10+	.10	.40	.00	.00	.00	.00	.00	.60	.00	.00
5	2.40	(30,18)	.00	2.40	.30	1.00	.00	.00	.00	.00	.00	.00	.00	.00
			Links	10+	.10	.40	.00	.00	.00	.00	.00	.60	.00	.00
6	2.50	(30,18)	.00	2.50	.30	1.10	.00	.00	.00	.00	.00	.00	.00	.00
			Links	10+	.20	.30	.00	.00	.00	.00	.00	.60	.00	.00
7	2.50	(30,18)	.00	2.50	.20	1.20	.00	.00	.00	.00	.00	.00	.00	.00
			Links	10+	.30	.30	.00	.00	.00	.00	.00	.50	.00	.00
8	2.40	(30,18)	.00	2.40	.20	1.30	.00	.00	.00	.00	.00	.00	.00	.00
			Links	10+	.30	.20	.00	.00	.00	.00	.00	.40	.00	.00
9	2.40	(30,18)	.00	2.40	.10	1.30	.00	.00	.00	.00	.00	.00	.00	.00
			Links	10+	.40	.20	.00	.00	.00	.00	.00	.40	.00	.00
10	2.30	(30,18)	.00	2.30	.10	1.30	.00	.00	.00	.00	.00	.00	.00	.00
			Links	10+	.40	.20	.00	.00	.00	.00	.00	.30	.00	.00
11	2.50	(30,18)	.00	2.50	.10	1.40	.00	.00	.00	.00	.00	.00	.00	.00
			Links	10+	.50	.20	.00	.00	.00	.00	.00	.30	.00	.00
12	2.30	(30,18)	.00	2.30	.10	1.40	.00	.00	.00	.00	.00	.00	.00	.00
			Links	10+	.50	.10	.00	.00	.00	.00	.00	.20	.00	.00

LINK CONTRIBUTION TABLES

MAXIMUM 1-HOUR AVERAGED LINK CONTRIBUTIONS
IN PARTS PER MILLION (PPM)
INCLUDING AMBIENT BACKGROUND CONCENTRATIONS.

Rcptr No.	Total Conc	Ending Day Hr	Ambient Backgnd	Total Link	Link +1	Link +2	Link +3	Link +4	Link +5	Link +6	Link +7	Link +8	Link +9	Link +10
13	2.30	(30,18)	.00	2.30	.10	1.40	.00	.00	.00	.00	.00	.00	.00	.00
				Links 10+	.50	.10	.00	.00	.00	.00	.00	.20	.00	.00
14	2.40	(72, 8)	.00	2.40	.00	1.40	.00	.00	.10	.00	.10	.10	.00	.00
				Links 10+	.60	.00	.00	.00	.00	.00	.10	.00	.00	.00
15	2.30	(72, 8)	.00	2.30	.00	1.40	.00	.00	.10	.00	.10	.10	.00	.00
				Links 10+	.50	.00	.00	.00	.00	.00	.10	.00	.00	.00
16	2.30	(72, 8)	.00	2.30	.00	1.40	.00	.00	.10	.00	.10	.10	.00	.00
				Links 10+	.50	.00	.00	.00	.00	.00	.10	.00	.00	.00
17	2.40	(30,18)	.00	2.40	.10	1.50	.00	.00	.00	.00	.00	.00	.00	.00
				Links 10+	.60	.10	.00	.00	.00	.00	.00	.10	.00	.00
18	2.30	(72, 8)	.00	2.30	.00	1.40	.00	.00	.10	.00	.10	.10	.00	.00
				Links 10+	.50	.00	.00	.00	.00	.00	.10	.00	.00	.00
19	2.30	(30,18)	.00	2.30	.00	1.50	.00	.00	.00	.00	.00	.00	.00	.00
				Links 10+	.60	.10	.00	.00	.00	.00	.00	.10	.00	.00
20	2.30	(30,18)	.00	2.30	.00	1.50	.00	.00	.00	.00	.00	.00	.00	.00
				Links 10+	.60	.10	.00	.00	.00	.00	.00	.10	.00	.00
21	2.30	(30,18)	.00	2.30	.00	1.50	.00	.00	.00	.00	.00	.00	.00	.00
				Links 10+	.60	.10	.00	.00	.00	.00	.00	.10	.00	.00
22	2.30	(72, 8)	.00	2.30	.00	1.30	.10	.00	.10	.00	.10	.10	.00	.10
				Links 10+	.40	.00	.00	.00	.00	.00	.10	.00	.00	.00
23	2.30	(30,18)	.00	2.30	.00	1.50	.00	.00	.00	.00	.00	.00	.00	.00
				Links 10+	.70	.00	.00	.00	.00	.00	.00	.10	.00	.00
24	2.30	(72, 8)	.00	2.30	.00	1.20	.10	.00	.10	.10	.10	.10	.10	.10
				Links 10+	.30	.00	.00	.00	.00	.00	.10	.00	.00	.00
25	2.30	(72, 8)	.00	2.30	.00	1.10	.10	.10	.10	.10	.10	.20	.10	.10
				Links 10+	.20	.00	.00	.00	.00	.00	.10	.00	.00	.00
26	2.30	(72, 8)	.00	2.30	.00	1.00	.10	.10	.10	.10	.10	.20	.10	.10
				Links 10+	.20	.00	.00	.00	.00	.00	.20	.00	.00	.00
27	2.30	(72, 8)	.00	2.30	.00	1.00	.10	.10	.20	.10	.10	.20	.10	.10
				Links 10+	.10	.00	.00	.00	.00	.00	.20	.00	.00	.00
28	2.30	(30,18)	.00	2.30	.00	1.50	.00	.00	.00	.00	.00	.00	.00	.00
				Links 10+	.70	.00	.00	.00	.00	.10	.00	.00	.00	.00
29	2.30	(30,18)	.00	2.30	.00	1.50	.00	.00	.00	.00	.00	.00	.00	.00
				Links 10+	.70	.00	.00	.00	.00	.10	.00	.00	.00	.00
30	2.30	(30,18)	.00	2.30	.00	1.50	.00	.00	.00	.00	.00	.00	.00	.00
				Links 10+	.70	.00	.00	.00	.00	.10	.00	.00	.00	.00
31	2.40	(30,18)	.00	2.40	.00	1.60	.00	.00	.00	.00	.00	.00	.00	.00
				Links 10+	.70	.00	.00	.00	.00	.10	.00	.00	.00	.00

JOB: HSS FDR Air Quality Build/35' Jets

RUN: FDR DRIVE BET E 67TH-75TH STS/35' JETS

LINK CONTRIBUTION TABLES

MAXIMUM 1-HOUR AVERAGED LINK CONTRIBUTIONS
IN PARTS PER MILLION (PPM)
INCLUDING AMBIENT BACKGROUND CONCENTRATIONS.

Rcptr No.	Total Conc	Ending Day Hr	Ambient Backgnd	Total Link	Link +1	Link +2	Link +3	Link +4	Link +5	Link +6	Link +7	Link +8	Link +9	Link +10
32	2.30	(30,18)	.00	2.30	.00	1.50	.00	.00	.00	.00	.00	.00	.00	.00
				Links 10+	.70	.00	.00	.00	.00	.10	.00	.00	.00	.00
33	2.20	(30,18)	.00	2.20	.00	1.10	.30	.00	.00	.00	.00	.00	.00	.00
				Links 10+	.70	.00	.00	.00	.00	.10	.00	.00	.00	.00
34	2.20	(30,18)	.00	2.20	.00	.80	.60	.00	.00	.00	.00	.00	.00	.00
				Links 10+	.70	.00	.00	.00	.00	.10	.00	.00	.00	.00
35	2.60	(72, 8)	.00	2.60	.00	.00	.00	.40	.50	.10	.10	.40	.00	.00
				Links 10+	.00	.00	.10	.00	.00	.00	1.00	.00	.00	.00
36	2.90	(72, 8)	.00	2.90	.00	.00	.00	.30	.60	.10	.10	.40	.00	.00
				Links 10+	.00	.00	.10	.00	.00	.00	1.30	.00	.00	.00
37	3.70	(72, 8)	.00	3.70	.00	.00	.00	.20	.80	.10	.20	.50	.00	.00
				Links 10+	.00	.00	.10	.00	.00	.00	1.80	.00	.00	.00
38	4.60	(48,19)	.00	4.60	.00	.00	.00	.10	.60	.00	.00	.40	.00	.00
				Links 10+	.00	.00	.10	.00	.00	.00	3.40	.00	.00	.00
39	6.60	(276,21)	.00	6.60	.00	.00	.00	.00	.80	.00	.00	.40	.00	.00
				Links 10+	.00	.00	.10	.00	.00	.00	5.30	.00	.00	.00
40	4.60	(276,20)	.00	4.60	.00	.00	.00	.10	.60	.00	.00	.10	.20	.00
				Links 10+	.00	.00	.00	.00	.00	.00	3.60	.00	.00	.00
41	3.80	(30,18)	.00	3.80	.00	.20	.10	.20	.60	.00	.00	.00	.10	.10
				Links 10+	.30	.00	.00	.00	.00	.00	2.20	.00	.00	.00
42	3.30	(30,18)	.00	3.30	.00	.20	.10	.20	.70	.00	.00	.10	.10	.10
				Links 10+	.30	.00	.00	.00	.00	.00	1.50	.00	.00	.00
43	2.60	(30,18)	.00	2.60	.00	.20	.00	.10	.80	.00	.00	.10	.10	.10
				Links 10+	.20	.00	.00	.00	.00	.00	1.00	.00	.00	.00
44	2.40	(30,18)	.00	2.40	.00	.10	.00	.10	.90	.00	.00	.20	.10	.10
				Links 10+	.20	.00	.00	.00	.00	.00	.70	.00	.00	.00
45	2.20	(30,18)	.00	2.20	.00	.10	.00	.10	1.00	.00	.00	.20	.10	.00
				Links 10+	.20	.00	.00	.00	.00	.00	.50	.00	.00	.00
46	2.20	(30,18)	.00	2.20	.00	.10	.00	.10	1.00	.00	.00	.30	.10	.00
				Links 10+	.20	.00	.00	.00	.00	.00	.40	.00	.00	.00
47	2.00	(30,18)	.00	2.00	.00	.10	.00	.00	1.00	.00	.00	.30	.10	.00
				Links 10+	.20	.00	.00	.00	.00	.00	.30	.00	.00	.00
48	1.80	(30,18)	.00	1.80	.00	.10	.00	.00	1.00	.00	.00	.30	.10	.00
				Links 10+	.10	.00	.00	.00	.00	.00	.20	.00	.00	.00
49	1.90	(30,18)	.00	1.90	.00	.10	.00	.00	1.10	.00	.00	.40	.00	.00
				Links 10+	.10	.00	.00	.00	.00	.00	.20	.00	.00	.00
50	2.00	(30,18)	.00	2.00	.00	.10	.00	.00	1.10	.00	.00	.40	.00	.00
				Links 10+	.10	.00	.10	.00	.00	.00	.20	.00	.00	.00

JOB: HSS FDR Air Quality Build/35' Jets

RUN: FDR DRIVE BET E 67TH-75TH STS/35' JETS

LINK CONTRIBUTION TABLES

MAXIMUM 1-HOUR AVERAGED LINK CONTRIBUTIONS
IN PARTS PER MILLION (PPM)
INCLUDING AMBIENT BACKGROUND CONCENTRATIONS.

Rcptr No.	Total Conc	Ending Day Hr	Ambient Backgnd	Total Link	Link +1	Link +2	Link +3	Link +4	Link +5	Link +6	Link +7	Link +8	Link +9	Link +10
51	1.90	(30,18)	.00	1.90	.00	.10	.00	.00	1.10	.00	.00	.40	.00	.00
				Links 10+	.10	.00	.10	.00	.00	.00	.10	.00	.00	.00
52	1.90	(30,18)	.00	1.90	.00	.10	.00	.00	1.10	.00	.00	.40	.00	.00
				Links 10+	.10	.00	.10	.00	.00	.00	.10	.00	.00	.00
53	1.90	(30,18)	.00	1.90	.00	.10	.00	.00	1.10	.00	.00	.40	.00	.00
				Links 10+	.10	.00	.10	.00	.00	.00	.10	.00	.00	.00
54	2.10	(30,18)	.00	2.10	.00	.10	.00	.00	1.20	.00	.00	.50	.00	.00
				Links 10+	.10	.00	.10	.00	.00	.00	.10	.00	.00	.00
55	2.10	(30,18)	.00	2.10	.00	.10	.00	.00	1.20	.00	.00	.50	.00	.00
				Links 10+	.10	.00	.10	.00	.00	.00	.10	.00	.00	.00
56	2.10	(30,18)	.00	2.10	.00	.10	.00	.00	1.20	.00	.00	.50	.00	.00
				Links 10+	.10	.00	.10	.00	.00	.00	.10	.00	.00	.00
57	4.10	(276,21)	.00	4.10	.90	.00	.00	.00	.00	.00	.00	.00	.00	.00
				Links 10+	.10	.50	.00	.00	.00	.00	.00	2.60	.00	.00
58	3.20	(357, 8)	.00	3.20	.70	.00	.00	.00	.00	.00	.00	.00	.00	.00
				Links 10+	.20	.40	.00	.00	.00	.00	.00	1.90	.00	.00
59	2.60	(48,19)	.00	2.60	.70	.00	.00	.00	.00	.00	.00	.00	.00	.00
				Links 10+	.10	.40	.00	.00	.00	.00	.00	1.40	.00	.00
60	2.50	(84, 7)	.00	2.50	.70	.50	.00	.00	.00	.00	.00	.00	.00	.00
				Links 10+	.60	.10	.00	.00	.00	.10	.00	.50	.00	.00

SECOND HIGHEST 1-HOUR AVERAGED LINK CONTRIBUTIONS
IN PARTS PER MILLION (PPM)
INCLUDING AMBIENT BACKGROUND CONCENTRATIONS.

Rcptr No.	Total Conc	Ending Day Hr	Ambient Backgnd	Total Link	Link +1	Link +2	Link +3	Link +4	Link +5	Link +6	Link +7	Link +8	Link +9	Link +10
1	3.10	(356, 7)	.00	3.10	.40	.30	.00	.00	.00	.00	.00	.00	.00	.00
				Links 10+	.20	.30	.00	.00	.00	.00	.00	1.90	.00	.00
2	2.50	(145, 8)	.00	2.50	.30	.50	.00	.00	.00	.00	.00	.00	.00	.00
				Links 10+	.10	.30	.00	.00	.00	.00	.00	1.30	.00	.00
3	2.60	(284,20)	.00	2.60	.30	.80	.00	.00	.00	.00	.00	.00	.00	.00
				Links 10+	.10	.40	.00	.00	.00	.00	.00	1.00	.00	.00
4	2.50	(284,20)	.00	2.50	.20	.90	.00	.00	.00	.00	.00	.00	.00	.00
				Links 10+	.20	.30	.00	.00	.00	.00	.00	.90	.00	.00
5	2.30	(284,20)	.00	2.30	.10	1.00	.00	.00	.00	.00	.00	.00	.00	.00
				Links 10+	.30	.20	.00	.00	.00	.00	.00	.70	.00	.00

JOB: HSS FDR Air Quality Build/35' Jets

RUN: FDR DRIVE BET E 67TH-75TH STS/35' JETS

LINK CONTRIBUTION TABLES

SECOND HIGHEST 1-HOUR AVERAGED LINK CONTRIBUTIONS
IN PARTS PER MILLION (PPM)
INCLUDING AMBIENT BACKGROUND CONCENTRATIONS.

Rcptr No.	Total Conc	Ending Day Hr	Ambient Backgnd	Total Link	Link +1	Link +2	Link +3	Link +4	Link +5	Link +6	Link +7	Link +8	Link +9	Link +10
6	2.20	(284,20)	.00	2.20	.10	1.00	.00	.00	.00	.00	.00	.00	.00	.00
				Links 10+	.40	.20	.00	.00	.00	.00	.00	.50	.00	.00
7	2.20	(339,17)	.00	2.20	.00	1.40	.00	.00	.10	.00	.10	.10	.00	.00
				Links 10+	.50	.00	.00	.00	.00	.00	.00	.00	.00	.00
8	2.20	(72, 8)	.00	2.20	.00	1.50	.00	.00	.00	.00	.00	.10	.00	.00
				Links 10+	.60	.00	.00	.00	.00	.00	.00	.00	.00	.00
9	2.20	(72, 8)	.00	2.20	.00	1.50	.00	.00	.00	.00	.00	.10	.00	.00
				Links 10+	.60	.00	.00	.00	.00	.00	.00	.00	.00	.00
10	2.30	(339,17)	.00	2.30	.00	1.40	.00	.00	.10	.00	.10	.10	.00	.00
				Links 10+	.50	.00	.00	.00	.00	.00	.10	.00	.00	.00
11	2.30	(339,17)	.00	2.30	.00	1.40	.00	.00	.10	.00	.10	.10	.00	.00
				Links 10+	.50	.00	.00	.00	.00	.00	.10	.00	.00	.00
12	2.20	(72, 8)	.00	2.20	.00	1.40	.00	.00	.10	.00	.00	.10	.00	.00
				Links 10+	.60	.00	.00	.00	.00	.00	.00	.00	.00	.00
13	2.20	(72, 8)	.00	2.20	.00	1.40	.00	.00	.10	.00	.00	.10	.00	.00
				Links 10+	.60	.00	.00	.00	.00	.00	.00	.00	.00	.00
14	2.30	(30,18)	.00	2.30	.10	1.40	.00	.00	.00	.00	.00	.00	.00	.00
				Links 10+	.50	.10	.00	.00	.00	.00	.00	.20	.00	.00
15	2.30	(30,18)	.00	2.30	.10	1.40	.00	.00	.00	.00	.00	.00	.00	.00
				Links 10+	.60	.10	.00	.00	.00	.00	.00	.10	.00	.00
16	2.30	(30,18)	.00	2.30	.10	1.40	.00	.00	.00	.00	.00	.00	.00	.00
				Links 10+	.60	.10	.00	.00	.00	.00	.00	.10	.00	.00
17	2.30	(72, 8)	.00	2.30	.00	1.40	.00	.00	.10	.00	.10	.10	.00	.00
				Links 10+	.50	.00	.00	.00	.00	.00	.10	.00	.00	.00
18	2.30	(30,18)	.00	2.30	.00	1.50	.00	.00	.00	.00	.00	.00	.00	.00
				Links 10+	.60	.10	.00	.00	.00	.00	.00	.10	.00	.00
19	2.20	(72, 8)	.00	2.20	.00	1.30	.00	.00	.10	.00	.10	.10	.00	.00
				Links 10+	.50	.00	.00	.00	.00	.00	.10	.00	.00	.00
20	2.10	(72, 8)	.00	2.10	.00	1.30	.00	.00	.10	.00	.10	.10	.00	.00
				Links 10+	.40	.00	.00	.00	.00	.00	.10	.00	.00	.00
21	2.20	(72, 8)	.00	2.20	.00	1.30	.00	.00	.10	.00	.10	.10	.00	.10
				Links 10+	.40	.00	.00	.00	.00	.00	.10	.00	.00	.00
22	2.20	(339,17)	.00	2.20	.00	1.20	.10	.00	.10	.10	.10	.10	.00	.10
				Links 10+	.30	.00	.00	.00	.00	.00	.10	.00	.00	.00
23	2.20	(72, 8)	.00	2.20	.00	1.20	.10	.00	.10	.10	.10	.10	.00	.10
				Links 10+	.30	.00	.00	.00	.00	.00	.10	.00	.00	.00
24	2.30	(30,18)	.00	2.30	.00	1.50	.00	.00	.00	.00	.00	.00	.00	.00
				Links 10+	.70	.00	.00	.00	.00	.00	.00	.10	.00	.00

JOB: HSS FDR Air Quality Build/35' Jets

RUN: FDR DRIVE BET E 67TH-75TH STS/35' JETS

LINK CONTRIBUTION TABLES

SECOND HIGHEST 1-HOUR AVERAGED LINK CONTRIBUTIONS
IN PARTS PER MILLION (PPM)
INCLUDING AMBIENT BACKGROUND CONCENTRATIONS.

Rcptr No.	Total Conc	Ending Day Hr	Ambient Backgnd	Total Link	Link +1	Link +2	Link +3	Link +4	Link +5	Link +6	Link +7	Link +8	Link +9	Link +10
25	2.30	(339,17)	.00	2.30	.00	1.00	.10	.10	.20	.10	.10	.20	.10	.10
			Links	10+	.10	.00	.00	.00	.00	.00	.20	.00	.00	.00
26	2.20	(339,17)	.00	2.20	.00	.90	.10	.10	.20	.10	.10	.20	.10	.10
			Links	10+	.10	.00	.00	.00	.00	.00	.20	.00	.00	.00
27	2.30	(30,18)	.00	2.30	.00	1.50	.00	.00	.00	.00	.00	.00	.00	.00
			Links	10+	.70	.00	.00	.00	.00	.10	.00	.00	.00	.00
28	2.20	(72, 8)	.00	2.20	.00	.80	.20	.10	.20	.10	.10	.20	.10	.10
			Links	10+	.10	.00	.00	.00	.00	.00	.20	.00	.00	.00
29	2.10	(72, 8)	.00	2.10	.00	.70	.30	.10	.20	.10	.10	.20	.10	.10
			Links	10+	.00	.00	.00	.00	.00	.00	.20	.00	.00	.00
30	2.10	(72, 8)	.00	2.10	.00	.40	.40	.10	.20	.10	.10	.30	.10	.10
			Links	10+	.00	.00	.00	.00	.00	.00	.30	.00	.00	.00
31	2.20	(72, 8)	.00	2.20	.00	.10	.50	.20	.30	.10	.10	.30	.10	.00
			Links	10+	.00	.00	.10	.00	.00	.00	.40	.00	.00	.00
32	2.20	(72, 8)	.00	2.20	.00	.00	.50	.30	.30	.10	.10	.30	.10	.00
			Links	10+	.00	.00	.10	.00	.00	.00	.40	.00	.00	.00
33	2.20	(72, 8)	.00	2.20	.00	.00	.20	.30	.30	.10	.10	.40	.10	.00
			Links	10+	.00	.00	.10	.00	.00	.00	.60	.00	.00	.00
34	2.20	(72, 8)	.00	2.20	.00	.00	.00	.40	.40	.10	.10	.40	.00	.00
			Links	10+	.00	.00	.10	.00	.00	.00	.70	.00	.00	.00
35	2.40	(84, 7)	.00	2.40	.00	.00	.00	.40	.40	.10	.10	.40	.00	.00
			Links	10+	.00	.00	.10	.00	.00	.00	.90	.00	.00	.00
36	2.90	(84, 7)	.00	2.90	.00	.00	.00	.30	.50	.10	.10	.50	.00	.00
			Links	10+	.00	.00	.10	.00	.00	.00	1.30	.00	.00	.00
37	3.50	(84, 7)	.00	3.50	.00	.00	.00	.20	.70	.10	.10	.50	.00	.00
			Links	10+	.00	.00	.10	.00	.00	.00	1.80	.00	.00	.00
38	4.40	(357, 8)	.00	4.40	.00	.00	.00	.20	.50	.00	.00	.40	.00	.00
			Links	10+	.00	.00	.10	.00	.00	.00	3.20	.00	.00	.00
39	5.90	(246, 8)	.00	5.90	.00	.00	.00	.00	.70	.00	.00	.40	.00	.00
			Links	10+	.00	.00	.10	.00	.00	.00	4.70	.00	.00	.00
40	4.30	(313,16)	.00	4.30	.00	.00	.00	.10	.60	.00	.00	.10	.20	.00
			Links	10+	.00	.00	.00	.00	.00	.00	3.30	.00	.00	.00
41	3.30	(288, 7)	.00	3.30	.00	.30	.10	.20	.40	.00	.00	.00	.10	.10
			Links	10+	.40	.00	.00	.00	.00	.00	1.70	.00	.00	.00
42	2.70	(288, 7)	.00	2.70	.00	.20	.10	.10	.50	.00	.00	.00	.10	.10
			Links	10+	.30	.00	.00	.00	.00	.00	1.30	.00	.00	.00
43	2.60	(288, 7)	.00	2.60	.00	.20	.10	.10	.60	.00	.00	.10	.10	.10
			Links	10+	.30	.00	.00	.00	.00	.00	1.00	.00	.00	.00

JOB: HSS FDR Air Quality Build/35' Jets

RUN: FDR DRIVE BET E 67TH-75TH STS/35' JETS

LINK CONTRIBUTION TABLES

SECOND HIGHEST 1-HOUR AVERAGED LINK CONTRIBUTIONS
IN PARTS PER MILLION (PPM)
INCLUDING AMBIENT BACKGROUND CONCENTRATIONS.

Rcptr No.	Total Conc	Ending Day Hr	Ambient Backgnd	Total Link	Link +1	Link +2	Link +3	Link +4	Link +5	Link +6	Link +7	Link +8	Link +9	Link +10
44	2.30	(288, 7)	.00	2.30	.00	.20	.00	.10	.70	.00	.00	.10	.10	.10
				Links 10+	.30	.00	.00	.00	.00	.00	.70	.00	.00	.00
45	2.20	(288, 7)	.00	2.20	.00	.20	.00	.10	.80	.00	.00	.20	.10	.10
				Links 10+	.20	.00	.00	.00	.00	.00	.50	.00	.00	.00
46	2.00	(67,22)	.00	2.00	.00	.20	.00	.10	.80	.00	.00	.20	.10	.00
				Links 10+	.20	.00	.00	.00	.00	.00	.40	.00	.00	.00
47	1.90	(288, 7)	.00	1.90	.00	.20	.00	.10	.80	.00	.00	.20	.10	.00
				Links 10+	.20	.00	.00	.00	.00	.00	.30	.00	.00	.00
48	1.80	(288, 7)	.00	1.80	.00	.10	.00	.00	.80	.00	.00	.30	.10	.00
				Links 10+	.20	.00	.00	.00	.00	.00	.30	.00	.00	.00
49	1.80	(72, 8)	.00	1.80	.00	.00	.00	.00	.90	.30	.40	.20	.00	.00
				Links 10+	.00	.00	.00	.00	.00	.00	.00	.00	.00	.00
50	1.90	(72, 8)	.00	1.90	.00	.00	.00	.00	.90	.40	.40	.20	.00	.00
				Links 10+	.00	.00	.00	.00	.00	.00	.00	.00	.00	.00
51	1.80	(72, 8)	.00	1.80	.00	.00	.00	.00	.80	.40	.50	.10	.00	.00
				Links 10+	.00	.00	.00	.00	.00	.00	.00	.00	.00	.00
52	1.80	(72, 8)	.00	1.80	.00	.00	.00	.00	.70	.50	.50	.10	.00	.00
				Links 10+	.00	.00	.00	.00	.00	.00	.00	.00	.00	.00
53	1.70	(72, 8)	.00	1.70	.00	.00	.00	.00	.60	.60	.50	.00	.00	.00
				Links 10+	.00	.00	.00	.00	.00	.00	.00	.00	.00	.00
54	1.70	(72, 8)	.00	1.70	.00	.00	.00	.00	.40	.80	.50	.00	.00	.00
				Links 10+	.00	.00	.00	.00	.00	.00	.00	.00	.00	.00
55	1.60	(72, 8)	.00	1.60	.00	.00	.00	.00	.20	.90	.50	.00	.00	.00
				Links 10+	.00	.00	.00	.00	.00	.00	.00	.00	.00	.00
56	1.60	(288, 7)	.00	1.60	.00	.10	.00	.00	.90	.00	.00	.40	.00	.00
				Links 10+	.10	.00	.00	.00	.00	.00	.10	.00	.00	.00
57	3.50	(246, 8)	.00	3.50	.70	.00	.00	.00	.00	.00	.00	.00	.00	.00
				Links 10+	.10	.40	.00	.00	.00	.00	.00	2.30	.00	.00
58	2.90	(48,19)	.00	2.90	.70	.10	.00	.00	.00	.00	.00	.00	.00	.00
				Links 10+	.30	.30	.00	.00	.00	.00	.00	1.50	.00	.00
59	2.60	(313,14)	.00	2.60	.70	.30	.00	.00	.00	.00	.00	.00	.00	.00
				Links 10+	.40	.30	.00	.00	.00	.00	.00	.90	.00	.00
60	2.50	(309, 7)	.00	2.50	.70	.50	.00	.00	.00	.00	.00	.00	.00	.00
				Links 10+	.60	.10	.00	.00	.00	.10	.00	.50	.00	.00

JOB: HSS FDR Air Quality Build/35' Jets

RUN: FDR DRIVE BET E 67TH-75TH STS/35' JETS

CALM DURATION FREQUENCY

Hours of Consecutive Calm Winds	Frequency of Occurrence	(Julian day/hour ending) of Significant Occurrences
1	150	(1,24)(2, 2)(2, 6)(9,22)(23, 3)(23, 7)(24,15)(30, 1)(36, 1)(36, 3) (41, 2)(41, 6)(42,12)(48,23)(53, 1)(53, 5)(54, 2)(55,21)(58, 4)(61, 5) (62, 1)(69,11)(75, 1)(83, 9)(83,11)(83,14)(83,21)(84, 4)(84,11)(84,15) (85, 4)(92, 6)(94,10)(98,10)(106, 4)(106,23)(107,15)(107,19)(111, 5)(118,12) (119,24)(120, 4)(121, 2)(124, 1)(126,23)(127, 5)(127,14)(128, 5)(129, 1)(129, 3) (129,10)(131,22)(132, 2)(139,20)(140, 1)(143,24)(144, 5)(146, 4)(154, 4)(156, 1) (156, 7)(156, 9)(168, 6)(170, 1)(178, 6)(178, 9)(181, 1)(181,23)(183, 7)(183,12) (184, 8)(185,19)(186, 1)(186,12)(186,15)(195, 9)(199, 4)(203, 9)(205,17)(206, 2) (211, 2)(211, 4)(211, 6)(211, 9)(215, 7)(217,15)(218,20)(219, 3)(219, 5)(223,22) (235, 1)(235, 8)(237, 2)(237,14)(239, 8)(240, 5)(246, 3)(246, 9)(246,15)(246,24) (247, 5)(248, 5)(248, 8)(248,15)(250,24)(251, 2)(251,11)(253, 9)(253,13)(253,18) (253,20)(262, 6)(263,22)(267, 5)(274, 2)(275, 3)(275, 5)(276,22)(276,24)(277, 2) (277, 5)(278, 6)(280, 4)(286, 2)(286, 6)(287, 5)(288, 5)(288, 8)(289,23)(294,13) (297,14)(298,24)(299, 2)(300, 4)(300, 6)(300,22)(301,20)(308,12)(309, 1)(309, 8) (309,12)(313,12)(313,15)(314, 7)(319, 6)(339,13)(339,16)(344, 3)(346, 9)(357, 6) (
2	38	(3,15)(19,24)(30, 4)(30, 7)(30,12)(39,13)(39,16)(46,24)(67, 7)(87, 4) (92, 1)(103, 2)(105, 5)(127, 3)(129, 8)(132,24)(142,22)(144, 3)(152, 4)(168, 1) (184, 4)(184,12)(191, 4)(201, 8)(201,24)(203, 7)(217,21)(219, 8)(239, 1)(245, 4) (275, 9)(299, 5)(300, 2)(301, 1)(301,24)(314, 5)(346,13)(359, 6)
3	9	(15,13)(68, 6)(84, 2)(86, 3)(122, 5)(128, 9)(153,24)(176, 3)(343, 5)
4	2	(171,21)(228,21)
5	3	(107, 9)(137, 7)(247,12)
7	1	(160, 6)
17	1	(145, 1)

Program terminated normally

JOB: HSS FDR Air Quality Build/35' Jets RUN: FDR DRIVE BET E 67TH-75TH STS/35' JETS

General Information

Run start date: 1/ 1/ 1 Julian: 1
end date: 12/31/ 1 Julian: 365

A Tier 2 approach was used for input data preparation.

The MODE flag has been set to C for calculating CO averages.

Ambient background concentrations are included in the averages below.

Site & Meteorological Constants

VS = .0 CM/S VD = .0 CM/S Z0 = 175. CM ATIM = 60.

Met. Sfc. Sta. Id & Yr = 72503 2001
Upper Air Sta. Id & Yr = 94703 2001

CAUTION: The input years for the Run and Meteorological data differ. The respective values are: 1 and 2001.

Urban mixing heights were processed.

In 2001, Julian day 1 is a Monday.

The patterns from the input file have been assigned as follows:

Pattern # 1 is assigned to Monday.
Pattern # 1 is assigned to Tuesday.
Pattern # 1 is assigned to Wednesday.
Pattern # 1 is assigned to Thursday.
Pattern # 1 is assigned to Friday.
Pattern # 1 is assigned to Saturday.
Pattern # 1 is assigned to Sunday.

Link Data Constants - (Variable data in *.LNK file)

LINK DESCRIPTION	LINK COORDINATES (FT) X1	Y1	X2	Y2	LENGTH (FT)	BRG (DEG)	TYPE	H (FT)	W (FT)	NLANES
1. FDR N/B 67th-68th St	-132.0	-225.0	15.0	-10.0	260.	34.	AG	.0	36.0	
2. FDR N/B 68th-71st St	15.0	-10.0	438.0	608.0	749.	34.	AG	.0	36.0	
3. FDR N/B 71st St-Site	438.0	608.0	472.0	657.0	60.	35.	AG	.0	36.0	
4. FDR N/B Site-itself	472.0	657.0	530.0	743.0	104.	34.	AG	.0	36.0	
5. FDR N/B Site-73rd St	530.0	743.0	773.0	1098.0	430.	34.	AG	.0	36.0	
6. FDR N/B 73rd-75th St	773.0	1098.0	1056.0	1625.0	598.	28.	AG	.0	36.0	

JOB: HSS FDR Air Quality Build/35' Jets

RUN: FDR DRIVE BET E 67TH-75TH STS/35' JETS

Link Data Constants - (Variable data in *.LNK file)

LINK DESCRIPTION	LINK COORDINATES (FT) X1	Y1	X2	Y2	LENGTH (FT)	BRG (DEG)	TYPE	H (FT)	W (FT)	NLANES
7. FDR S/B 75th-73rd St*	743.0	1118.0	1026.0	1645.0	598.	28.	AG	.0	36.0	
8. FDR S/B 73rd St-Site*	500.0	763.0	743.0	1118.0	430.	34.	AG	.0	36.0	
9. FDR S/B Site-itself *	442.0	679.0	500.0	763.0	102.	35.	AG	.0	36.0	
10. FDR S/B Site-71st St*	408.0	628.0	442.0	679.0	61.	34.	AG	.0	36.0	
11. FDR S/B 71st-68th St*	-15.0	10.0	408.0	628.0	749.	34.	AG	.0	36.0	
12. FDR S/B 68th-67th St*	-162.0	-205.0	-15.0	10.0	260.	34.	AG	.0	36.0	
13. FDR Service 73-Site *	477.0	779.0	720.0	1134.0	430.	34.	AG	.0	32.0	
14. FDR Service Rd Site *	419.0	695.0	477.0	779.0	102.	35.	AG	.0	32.0	
15. FDR Service Site-71 *	385.0	644.0	419.0	695.0	61.	34.	AG	.0	32.0	
16. FDR Service 68-71 St*	-38.0	26.0	385.0	644.0	749.	34.	AG	.0	32.0	
17. FDR N/B 35' Jet 71St*	530.0	743.0	550.0	772.0	35.	35.	AG	.0	32.0	
18. FDR S/B 35' Jet 68St*	-15.0	10.0	-35.0	-19.0	35.	215.	AG	.0	32.0	

Receptor Data

RECEPTOR	COORDINATES (FT) X	Y	Z
1. RECEPTOR 1	34.0	-23.0	6.0
2. RECEPTOR 2	48.0	-4.0	6.0
3. RECEPTOR 3	62.0	17.0	6.0
4. RECEPTOR 4	75.0	37.0	6.0
5. RECEPTOR 5	89.0	57.0	6.0
6. RECEPTOR 6	103.0	77.0	6.0
7. RECEPTOR 7	117.0	97.0	6.0
8. RECEPTOR 8	130.0	117.0	6.0
9. RECEPTOR 9	144.0	137.0	6.0
10. RECEPTOR 10	158.0	158.0	6.0
11. RECEPTOR 11	172.0	178.0	6.0
12. RECEPTOR 12	186.0	198.0	6.0
13. RECEPTOR 13	199.0	218.0	6.0
14. RECEPTOR 14	213.0	238.0	6.0
15. RECEPTOR 15	227.0	258.0	6.0
16. RECEPTOR 16	241.0	278.0	6.0
17. RECEPTOR 17	255.0	299.0	6.0
18. RECEPTOR 18	268.0	319.0	6.0
19. RECEPTOR 19	282.0	339.0	6.0
20. RECEPTOR 20	296.0	359.0	6.0
21. RECEPTOR 21	310.0	379.0	6.0
22. RECEPTOR 22	323.0	399.0	6.0

JOB: HSS FDR Air Quality Build/35' Jets

RUN: FDR DRIVE BET E 67TH-75TH STS/35' JETS

Receptor Data

RECEPTOR	COORDINATES (FT) X	Y	Z
23. RECEPTOR 23	337.0	419.0	6.0
24. RECEPTOR 24	351.0	440.0	6.0
25. RECEPTOR 25	365.0	460.0	6.0
26. RECEPTOR 26	379.0	480.0	6.0
27. RECEPTOR 27	392.0	500.0	6.0
28. RECEPTOR 28	406.0	520.0	6.0
29. RECEPTOR 29	420.0	540.0	6.0
30. RECEPTOR 30	434.0	561.0	6.0
31. RECEPTOR 31	447.0	581.0	6.0
32. RECEPTOR 32	461.0	601.0	6.0
33. RECEPTOR 33	475.0	621.0	6.0
34. RECEPTOR 34	489.0	641.0	6.0
35. RECEPTOR 35	503.0	661.0	6.0
36. RECEPTOR 36	516.0	681.0	6.0
37. RECEPTOR 37	530.0	702.0	6.0
38. RECEPTOR 38	544.0	722.0	6.0
39. RECEPTOR 39	558.0	742.0	6.0
40. RECEPTOR 40	571.0	762.0	6.0
41. RECEPTOR 41	585.0	782.0	6.0
42. RECEPTOR 42	599.0	802.0	6.0
43. RECEPTOR 43	613.0	822.0	6.0
44. RECEPTOR 44	627.0	843.0	6.0
45. RECEPTOR 45	640.0	863.0	6.0
46. RECEPTOR 46	654.0	883.0	6.0
47. RECEPTOR 47	668.0	903.0	6.0
48. RECEPTOR 48	682.0	923.0	6.0
49. RECEPTOR 49	696.0	943.0	6.0
50. RECEPTOR 50	709.0	964.0	6.0
51. RECEPTOR 51	723.0	984.0	6.0
52. RECEPTOR 52	737.0	1004.0	6.0
53. RECEPTOR 53	751.0	1024.0	6.0
54. RECEPTOR 54	764.0	1044.0	6.0
55. RECEPTOR 55	778.0	1064.0	6.0
56. RECEPTOR 56	792.0	1084.0	6.0
57. RECEPTOR 57	20.0	-44.0	6.0
58. RECEPTOR 58	6.0	-64.0	6.0
59. RECEPTOR 59	-7.0	-84.0	6.0
60. RECEPTOR 60	-21.0	-104.0	6.0

JOB: HSS FDR Air Quality Build/35' Jets

RUN: FDR DRIVE BET E 67TH-75TH STS/35' JETS

Model Results

Remarks : In search of the wind direction corresponding to the maximum concentration, only the first direction, of the directions with the same maximum concentrations, is indicated as the maximum.

* MAXIMUM HOURLY CONCENTRATIONS WITH ANY AMBIENT BACKGROUND CONCENTRATIONS (BKG) ADDED
* (PPM)

	REC1	REC2	REC3	REC4	REC5	REC6	REC7	REC8	REC9	REC10
MAX+BKG	3.4	3.1	3.0	2.5	2.4	2.3	2.2	2.1	2.2	2.1
- BKG	.0	.0	.0	.0	.0	.0	.0	.0	.0	.0
MAX	3.4	3.1	3.0	2.5	2.4	2.3	2.2	2.1	2.2	2.1
WIND DIR	287	262	262	239	239	239	239	239	30	30
JULIAN	357	23	23	261	261	261	261	261	347	347
HOUR	8	17	17	20	20	20	20	20	8	8

	REC11	REC12	REC13	REC14	REC15	REC16	REC17	REC18	REC19	REC20
MAX+BKG	2.1	2.1	2.2	2.2	2.2	2.2	2.1	2.1	2.1	2.1
- BKG	.0	.0	.0	.0	.0	.0	.0	.0	.0	.0
MAX	2.1	2.1	2.2	2.2	2.2	2.2	2.1	2.1	2.1	2.1
WIND DIR	226	226	30	24	24	24	24	24	24	226
JULIAN	319	319	347	44	44	44	44	44	44	319
HOUR	9	9	8	19	19	19	19	19	19	9

	REC21	REC22	REC23	REC24	REC25	REC26	REC27	REC28	REC29	REC30
MAX+BKG	2.1	2.2	2.1	2.2	2.2	2.2	2.2	2.2	2.0	2.0
- BKG	.0	.0	.0	.0	.0	.0	.0	.0	.0	.0
MAX	2.1	2.2	2.1	2.2	2.2	2.2	2.2	2.2	2.0	2.0
WIND DIR	24	24	24	226	30	24	24	24	226	226
JULIAN	44	44	44	319	347	44	44	44	319	319
HOUR	19	19	19	9	8	19	19	19	9	9

	REC31	REC32	REC33	REC34	REC35	REC36	REC37	REC38	REC39	REC40
MAX+BKG	2.0	2.0	2.0	2.2	2.4	2.8	3.4	4.6	5.8	5.3
- BKG	.0	.0	.0	.0	.0	.0	.0	.0	.0	.0
MAX	2.0	2.0	2.0	2.2	2.4	2.8	3.4	4.6	5.8	5.3
WIND DIR	239	24	24	24	24	24	24	344	302	262
JULIAN	261	44	44	44	44	44	44	343	348	23
HOUR	20	19	19	19	19	19	19	19	8	17

JOB: HSS FDR Air Quality Build/35' Jets

RUN: FDR DRIVE BET E 67TH-75TH STS/35' JETS

* MAXIMUM HOURLY CONCENTRATIONS WITH ANY AMBIENT BACKGROUND CONCENTRATIONS (BKG) ADDED
(PPM)

	REC41	REC42	REC43	REC44	REC45	REC46	REC47	REC48	REC49	REC50
MAX+BKG	3.5	2.9	2.7	2.2	2.1	2.0	2.0	1.9	1.7	1.8
- BKG	.0	.0	.0	.0	.0	.0	.0	.0	.0	.0
MAX	3.5	2.9	2.7	2.2	2.1	2.0	2.0	1.9	1.7	1.8
WIND DIR	239	226	226	224	226	226	226	226	24	226
JULIAN	261	319	319	264	319	319	319	319	44	319
HOUR	20	9	9	10	9	9	9	9	19	9

	REC51	REC52	REC53	REC54	REC55	REC56	REC57	REC58	REC59	REC60
MAX+BKG	1.7	1.6	1.7	1.8	1.8	1.8	3.4	3.2	2.6	2.3
- BKG	.0	.0	.0	.0	.0	.0	.0	.0	.0	.0
MAX	1.7	1.6	1.7	1.8	1.8	1.8	3.4	3.2	2.6	2.3
WIND DIR	226	226	226	226	226	226	320	334	344	10
JULIAN	319	319	319	319	319	319	341	33	343	313
HOUR	9	9	9	9	9	9	8	18	19	24

THE HIGHEST CONCENTRATION OF 5.80 PPM OCCURRED AT RECEPTOR REC39.

==========
Output Section
==========

NOTES PERTAINING TO THE REPORT

1. THE HIGHEST AVERAGE IN EACH OF THE FIRST TWO COLUMNS OF EACH TABLE BELOW ARE SUFFIXED BY AN ASTERISK (*). FOR PM OUTPUT, THERE IS ONLY ONE COLUMN AND ASTERISK FOR THE ANNUAL AVERAGE/PERIOD OF CONCERN TABLE.

2. THE NUMBERS IN PARENTHESES ARE THE JULIAN DAY AND ENDING HOUR FOR THE PRECEDING AVERAGE.

3. THE NUMBER OF CALM HOURS USED IN PRODUCING EACH AVERAGE ARE PREFIXED BY A C.

PRIMARY AVERAGES.

MAXIMUM 8-HOUR RUNNING NONOVERLAPPING AVERAGE CONCENTRATIONS
IN PARTS PER MILLION (PPM),
INCLUDING AMBIENT BACKGROUND CONCENTRATIONS.

Receptor Number	Highest Conc	Highest Ending Day Hr	Highest Calm	Second highest Conc	Second highest Ending Day Hr	Second highest Calm
1	2.11	(338,13)	C 1	1.75	(23,20)	C 2
2	2.15	(23,20)	C 2	1.80	(338,13)	C 1
3	2.18	(23,20)	C 2	1.55	(275, 1)	C 0
4	1.95	(23,20)	C 2	1.44	(274,24)	C 0
5	1.75	(23,20)	C 2	1.34	(274,24)	C 0
6	1.65	(23,20)	C 2	1.30	(274,24)	C 0
7	1.55	(23,20)	C 2	1.24	(338,13)	C 1
8	1.57	(23,20)	C 2	1.25	(274,24)	C 0
9	1.55	(23,20)	C 2	1.23	(338,13)	C 1
10	1.52	(23,20)	C 2	1.23	(338,13)	C 1
11	1.50	(23,20)	C 2	1.24	(274,24)	C 0
12	1.50	(23,20)	C 2	1.23	(338,13)	C 1
13	1.50	(23,20)	C 2	1.24	(338,13)	C 1
14	1.47	(23,20)	C 2	1.23	(338,13)	C 1
15	1.45	(23,20)	C 2	1.23	(338,13)	C 1
16	1.45	(23,20)	C 2	1.21	(338,13)	C 1
17	1.47	(23,20)	C 2	1.21	(338,13)	C 1
18	1.50	(23,20)	C 2	1.24	(338,13)	C 1
19	1.48	(23,20)	C 2	1.21	(338,13)	C 1
20	1.48	(23,20)	C 2	1.21	(338,13)	C 1
21	1.48	(23,20)	C 2	1.21	(338,13)	C 1
22	1.48	(23,20)	C 2	1.21	(338,13)	C 1
23	1.48	(23,20)	C 2	1.21	(338,13)	C 1
24	1.50	(23,20)	C 2	1.21	(338,13)	C 1

JOB: HSS FDR Air Quality Build/35' Jets RUN: FDR DRIVE BET E 67TH-75TH STS/35' JETS

MAXIMUM 8-HOUR RUNNING NONOVERLAPPING AVERAGE CONCENTRATIONS
IN PARTS PER MILLION (PPM),
INCLUDING AMBIENT BACKGROUND CONCENTRATIONS.

Receptor Number	Highest Conc	Highest Ending Day Hr	Highest Calm	Second highest Conc	Second highest Ending Day Hr	Second highest Calm
25	1.48	(23,20)	C 2	1.20	(338,13)	C 1
26	1.48	(23,20)	C 2	1.20	(338,13)	C 1
27	1.50	(23,20)	C 2	1.21	(338,13)	C 1
28	1.48	(23,20)	C 2	1.20	(274,24)	C 0
29	1.45	(23,20)	C 2	1.20	(274,24)	C 0
30	1.48	(23,20)	C 2	1.21	(274,24)	C 0
31	1.45	(23,20)	C 2	1.21	(274,24)	C 0
32	1.43	(23,20)	C 2	1.15	(274,24)	C 0
33	1.30	(23,20)	C 2	1.14	(274,24)	C 0
34	1.25	(23,20)	C 2	1.06	(258,23)	C 0
35	1.08	(258,23)	C 0	1.03	(23,20)	C 2
36	1.19	(90,22)	C 0	1.14	(258,23)	C 0
37	1.51	(235,24)	C 0	1.45	(90,22)	C 0
38	2.31	(314, 1)	C 1	2.26	(344, 1)	C 1
39	3.61	(338,13)	C 1	3.05*	(291,22)	C 0
40	3.80*	(23,20)	C 2	2.95	(274,23)	C 0
41	2.43	(23,20)	C 2	1.92	(275, 1)	C 0
42	1.72	(23,20)	C 2	1.41	(274,24)	C 0
43	1.35	(23,20)	C 2	1.20	(274,24)	C 0
44	1.25	(23,20)	C 2	1.15	(7,23)	C 0
45	1.22	(23,20)	C 2	1.09	(7,23)	C 0
46	1.18	(23,20)	C 2	1.00	(274,24)	C 0
47	1.18	(23,20)	C 2	1.01	(274,24)	C 0
48	1.20	(23,20)	C 2	1.03	(274,24)	C 0
49	1.18	(23,20)	C 2	.99	(274,24)	C 0
50	1.23	(23,20)	C 2	1.02	(274,24)	C 0
51	1.20	(23,20)	C 2	1.00	(338,13)	C 1
52	1.20	(23,20)	C 2	1.01	(338,13)	C 1
53	1.20	(23,20)	C 2	.99	(274,24)	C 0
54	1.25	(23,20)	C 2	1.01	(274,24)	C 0
55	1.22	(23,20)	C 2	1.00	(338,13)	C 1
56	1.17	(23,20)	C 2	.99	(338,13)	C 1
57	1.87	(338,13)	C 1	1.67	(336,24)	C 0
58	1.78	(331,13)	C 0	1.47	(338,13)	C 1
59	1.34	(314, 1)	C 1	1.33	(331,13)	C 0
60	1.20	(314, 1)	C 1	1.19	(235,24)	C 0

FIVE HIGHEST 1-HOUR END-TO-END AVERAGE CONCENTRATIONS IN PARTS PER MILLION
INCLUDING AMBIENT BACKGROUND CONCENTRATIONS.

Rcptr No.	Highest Conc	Highest Ending Day Hr	Highest Calm	Second Highest Conc	Second Highest Ending Day Hr	Second Highest Calm	Third Highest Conc	Third Highest Ending Day Hr	Third Highest Calm	Fourth Highest Conc	Fourth Highest Ending Day Hr	Fourth Highest Calm	Fifth Highest Conc	Fifth Highest Ending Day Hr	Fifth Highest Calm
1	3.40	(357, 8)	C 0	3.20	(228, 8)	C 0	3.10	(348, 8)	C 0	3.10	(129,23)	C 0	3.00	(153, 9)	C 0

JOB: HSS FDR Air Quality Build/35' Jets

RUN: FDR DRIVE BET E 67TH-75TH STS/35' JETS

FIVE HIGHEST 1-HOUR END-TO-END AVERAGE CONCENTRATIONS IN PARTS PER MILLION
INCLUDING AMBIENT BACKGROUND CONCENTRATIONS.

Rcptr	Highest			Second Highest			Third Highest			Fourth Highest			Fifth Highest		
No.	Conc	Ending Day Hr	Calm	Conc	Ending Day Hr	Calm	Conc	Ending Day Hr	Calm	Conc	Ending Day Hr	Calm	Conc	Ending Day Hr	Calm
2	3.10	(23,17)	C 0	3.00	(228, 8)	C 0	3.00	(274,19)	C 0	2.90	(293,20)	C 0	2.90	(302, 7)	C 0
3	3.00	(23,17)	C 0	2.70	(221, 7)	C 0	2.60	(338, 7)	C 0	2.50	(7,21)	C 0	2.40	(23,16)	C 0
4	2.50	(261,20)	C 0	2.30	(23,17)	C 0	2.20	(23,16)	C 0	2.20	(23,19)	C 0	2.20	(96,21)	C 0
5	2.40	(261,20)	C 0	2.20	(96,21)	C 0	2.20	(293,21)	C 0	2.20	(293,22)	C 0	2.10	(23,16)	C 0
6	2.30	(261,20)	C 0	2.10	(96,21)	C 0	2.10	(258,22)	C 0	2.10	(293,21)	C 0	2.10	(347, 8)	C 0
7	2.20	(261,20)	C 0	2.10	(319, 9)	C 0	2.10	(347, 8)	C 0	2.00	(96,21)	C 0	2.00	(258,22)	C 0
8	2.10	(261,20)	C 0	2.10	(319, 9)	C 0	2.10	(44,19)	C 0	2.10	(347, 8)	C 0	1.90	(23,16)	C 0
9	2.20	(347, 8)	C 0	2.10	(319, 9)	C 0	2.10	(44,19)	C 0	2.00	(261,20)	C 0	2.00	(293,21)	C 0
10	2.10	(347, 8)	C 0	2.00	(44,19)	C 0	2.00	(44,20)	C 0	2.00	(261,20)	C 0	2.00	(319, 9)	C 0
11	2.10	(319, 9)	C 0	2.10	(44,19)	C 0	2.10	(347, 8)	C 0	2.00	(261,20)	C 0	1.90	(115,20)	C 0
12	2.10	(319, 9)	C 0	2.00	(44,19)	C 0	2.00	(347, 8)	C 0	1.90	(261,20)	C 0	1.90	(44,20)	C 0
13	2.20	(347, 8)	C 0	2.10	(44,19)	C 0	2.00	(319, 9)	C 0	1.90	(115,20)	C 0	1.90	(261,20)	C 0
14	2.20	(44,19)	C 0	2.10	(347, 8)	C 0	2.00	(44,20)	C 0	2.00	(319, 9)	C 0	1.80	(115,20)	C 0
15	2.20	(44,19)	C 0	2.10	(347, 8)	C 0	2.00	(44,20)	C 0	2.00	(319, 9)	C 0	1.90	(261,20)	C 0
16	2.20	(44,19)	C 0	2.10	(347, 8)	C 0	2.00	(44,20)	C 0	2.00	(319, 9)	C 0	1.90	(115,20)	C 0
17	2.10	(44,19)	C 0	2.10	(319, 9)	C 0	2.00	(44,20)	C 0	2.00	(347, 8)	C 0	1.90	(115,20)	C 0
18	2.10	(44,19)	C 0	2.10	(319, 9)	C 0	2.00	(44,20)	C 0	2.00	(347, 8)	C 0	1.90	(115,20)	C 0
19	2.10	(44,19)	C 0	2.10	(319, 9)	C 0	1.90	(44,20)	C 0	1.90	(347, 8)	C 0	1.90	(264,10)	C 0
20	2.10	(319, 9)	C 0	2.00	(44,19)	C 0	1.90	(44,20)	C 0	1.90	(347, 8)	C 0	1.90	(261,20)	C 0
21	2.10	(44,19)	C 0	2.00	(319, 9)	C 0	1.90	(44,20)	C 0	1.90	(261,20)	C 0	1.80	(347, 8)	C 0
22	2.20	(44,19)	C 0	2.00	(44,20)	C 0	2.00	(319, 9)	C 0	1.90	(347, 8)	C 0	1.90	(261,20)	C 0
23	2.10	(44,19)	C 0	2.10	(319, 9)	C 0	1.90	(44,20)	C 0	1.90	(347, 8)	C 0	1.90	(261,20)	C 0
24	2.20	(319, 9)	C 0	2.10	(44,19)	C 0	2.10	(347, 8)	C 0	1.90	(44,20)	C 0	1.90	(261,20)	C 0
25	2.20	(347, 8)	C 0	2.10	(44,19)	C 0	2.10	(319, 9)	C 0	2.00	(44,20)	C 0	1.90	(261,20)	C 0
26	2.20	(44,19)	C 0	2.10	(44,20)	C 0	2.10	(347, 8)	C 0	2.00	(319, 9)	C 0	1.90	(261,20)	C 0
27	2.20	(44,19)	C 0	2.10	(44,20)	C 0	2.10	(347, 8)	C 0	2.10	(319, 9)	C 0	1.90	(115,20)	C 0
28	2.20	(44,19)	C 0	2.10	(319, 9)	C 0	2.00	(44,20)	C 0	1.90	(115,20)	C 0	1.90	(347, 8)	C 0
29	2.00	(319, 9)	C 0	1.90	(44,19)	C 0	1.90	(261,20)	C 0	1.80	(44,20)	C 0	1.80	(347, 8)	C 0
30	2.00	(319, 9)	C 0	1.90	(44,19)	C 0	1.90	(261,20)	C 0	1.80	(44,20)	C 0	1.80	(347, 8)	C 0
31	2.00	(261,20)	C 0	2.00	(319, 9)	C 0	2.00	(347, 8)	C 0	1.90	(44,19)	C 0	1.80	(44,20)	C 0
32	2.00	(44,19)	C 0	1.90	(44,20)	C 0	1.90	(261,20)	C 0	1.90	(319, 9)	C 0	1.80	(347, 8)	C 0
33	2.00	(44,19)	C 0	2.00	(319, 9)	C 0	1.90	(261,20)	C 0	1.90	(347, 8)	C 0	1.80	(44,20)	C 0
34	2.20	(44,19)	C 0	1.90	(347, 8)	C 0	1.90	(44,20)	C 0	1.80	(90,18)	C 0	1.80	(115,20)	C 0
35	2.40	(44,19)	C 0	2.20	(347, 8)	C 0	2.10	(44,20)	C 0	2.10	(115,20)	C 0	1.80	(330,18)	C 0
36	2.80	(44,19)	C 0	2.50	(90,18)	C 0	2.50	(347, 8)	C 0	2.40	(44,20)	C 0	2.30	(115,20)	C 0
37	3.40	(44,19)	C 0	3.10	(90,18)	C 0	2.90	(44,20)	C 0	2.90	(313,24)	C 0	2.90	(347, 8)	C 0
38	4.60	(343,19)	C 0	4.20	(33,18)	C 0	4.20	(115,16)	C 0	4.00	(337, 8)	C 0	3.80	(338,11)	C 0
39	5.80*	(348, 8)	C 0	5.60*	(341, 8)	C 0	5.40	(338,11)	C 0	5.20	(197, 7)	C 0	5.20	(177, 7)	C 0
40	5.30	(23,17)	C 0	4.80	(221, 7)	C 0	4.80	(228, 8)	C 0	4.70	(338, 7)	C 0	4.60	(274,19)	C 0
41	3.50	(261,20)	C 0	3.40	(319, 9)	C 0	3.20	(96,21)	C 0	3.20	(293,21)	C 0	3.10	(258,22)	C 0
42	2.90	(319, 9)	C 0	2.60	(264,10)	C 0	2.60	(261,20)	C 0	2.50	(293,21)	C 0	2.40	(96,21)	C 0

JOB: HSS FDR Air Quality Build/35' Jets

RUN: FDR DRIVE BET E 67TH-75TH STS/35' JETS

FIVE HIGHEST 1-HOUR END-TO-END AVERAGE CONCENTRATIONS IN PARTS PER MILLION
INCLUDING AMBIENT BACKGROUND CONCENTRATIONS.

Rcptr	Highest Ending			Second Highest Ending			Third Highest Ending			Fourth Highest Ending			Fifth Highest Ending		
No.	Conc	Day Hr	Calm	Conc	Day Hr	Calm	Conc	Day Hr	Calm	Conc	Day Hr	Calm	Conc	Day Hr	Calm
43	2.70	(319, 9)	C 0	2.30	(264,10)	C 0	2.20	(261,20)	C 0	2.10	(293,21)	C 0	2.00	(293,22)	C 0
44	2.20	(264,10)	C 0	2.20	(319, 9)	C 0	1.90	(293,21)	C 0	1.80	(258,23)	C 0	1.80	(261,20)	C 0
45	2.10	(319, 9)	C 0	1.90	(264,10)	C 0	1.80	(44,19)	C 0	1.70	(259,23)	C 0	1.70	(261,20)	C 0
46	2.00	(319, 9)	C 0	1.90	(264,10)	C 0	1.70	(44,19)	C 0	1.60	(44,20)	C 0	1.60	(347, 8)	C 0
47	2.00	(319, 9)	C 0	1.70	(44,19)	C 0	1.70	(264,10)	C 0	1.60	(44,20)	C 0	1.60	(347, 8)	C 0
48	1.90	(319, 9)	C 0	1.70	(44,19)	C 0	1.60	(44,20)	C 0	1.60	(264,10)	C 0	1.50	(90,18)	C 0
49	1.70	(44,19)	C 0	1.70	(319, 9)	C 0	1.50	(264,10)	C 0	1.50	(90,18)	C 0	1.50	(261,20)	C 0
50	1.80	(319, 9)	C 0	1.70	(44,19)	C 0	1.60	(264,10)	C 0	1.50	(44,20)	C 0	1.50	(347, 8)	C 0
51	1.70	(319, 9)	C 0	1.60	(264,10)	C 0	1.60	(44,19)	C 0	1.60	(44,20)	C 0	1.50	(90,18)	C 0
52	1.60	(319, 9)	C 0	1.60	(44,19)	C 0	1.50	(264,10)	C 0	1.50	(44,20)	C 0	1.50	(90,18)	C 0
53	1.70	(319, 9)	C 0	1.60	(44,19)	C 0	1.50	(44,20)	C 0	1.50	(90,18)	C 0	1.40	(105,10)	C 0
54	1.80	(319, 9)	C 0	1.60	(44,19)	C 0	1.50	(90,18)	C 0	1.50	(261,20)	C 0	1.50	(313,24)	C 0
55	1.80	(319, 9)	C 0	1.50	(264,10)	C 0	1.50	(44,19)	C 0	1.50	(90,18)	C 0	1.50	(261,20)	C 0
56	1.80	(319, 9)	C 0	1.50	(264,10)	C 0	1.50	(261,20)	C 0	1.40	(259,23)	C 0	1.40	(23,17)	C 0
57	3.40	(341, 8)	C 0	3.30	(348, 8)	C 0	3.10	(177, 7)	C 0	3.00	(197, 7)	C 0	2.90	(338,11)	C 0
58	3.20	(33,18)	C 0	2.90	(7, 7)	C 0	2.90	(39, 7)	C 0	2.90	(341, 8)	C 0	2.90	(343,19)	C 0
59	2.60	(343,19)	C 0	2.50	(115,16)	C 0	2.40	(33,18)	C 0	2.20	(24,16)	C 0	2.20	(117, 8)	C 0
60	2.30	(313,24)	C 0	2.20	(44,19)	C 0	2.00	(90,18)	C 0	2.00	(115,16)	C 0	2.00	(343,19)	C 0

MAXIMUM 8-HOUR AVERAGED LINK CONTRIBUTIONS
IN PARTS PER MILLION (PPM)
INCLUDING AMBIENT BACKGROUND CONCENTRATIONS.

Rcptr No.	Total Conc	Ending Day Hr	Ambient Backgnd	Total Link	Link +1	Link +2	Link +3	Link +4	Link +5	Link +6	Link +7	Link +8	Link +9	Link +10
1	2.11	(338,13)	.00	2.11	.33	.30	.00	.00	.00	.00	.00	.00	.00	.00
			Links	10+	.20	.26	.00	.00	.00	.00	.00	1.03	.00	.00
2	2.15	(23,20)	.00	2.15	.37	.47	.00	.00	.00	.00	.00	.00	.00	.00
			Links	10+	.10	.35	.00	.00	.00	.00	.00	.87	.00	.00
3	2.18	(23,20)	.00	2.18	.17	.73	.00	.00	.00	.00	.00	.00	.00	.00
			Links	10+	.22	.27	.00	.00	.00	.00	.00	.80	.00	.00
4	1.95	(23,20)	.00	1.95	.10	.82	.00	.00	.00	.00	.00	.00	.00	.00
			Links	10+	.28	.18	.00	.00	.00	.00	.00	.57	.00	.00
5	1.75	(23,20)	.00	1.75	.05	.85	.00	.00	.00	.00	.00	.00	.00	.00
			Links	10+	.38	.12	.00	.00	.00	.00	.00	.35	.00	.00
6	1.65	(23,20)	.00	1.65	.05	.87	.00	.00	.00	.00	.00	.00	.00	.00
			Links	10+	.42	.08	.00	.00	.00	.00	.00	.23	.00	.00
7	1.55	(23,20)	.00	1.55	.03	.88	.00	.00	.00	.00	.00	.00	.00	.00
			Links	10+	.43	.05	.00	.00	.00	.00	.00	.15	.00	.00

JOB: HSS FDR Air Quality Build/35' Jets

RUN: FDR DRIVE BET E 67TH-75TH STS/35' JETS

LINK CONTRIBUTION TABLES

MAXIMUM 8-HOUR AVERAGED LINK CONTRIBUTIONS
IN PARTS PER MILLION (PPM)
INCLUDING AMBIENT BACKGROUND CONCENTRATIONS.

Rcptr No.	Total Conc	Ending Day Hr	Ambient Backgnd	Total Link	Link +1	Link +2	Link +3	Link +4	Link +5	Link +6	Link +7	Link +8	Link +9	Link +10
8	1.57	(23,20)	.00	1.57	.02	.92	.00	.00	.00	.00	.00	.00	.00	.00
				Links 10+	.47	.05	.00	.00	.00	.02	.00	.10	.00	.00
9	1.55	(23,20)	.00	1.55	.00	.92	.00	.00	.00	.00	.00	.00	.00	.00
				Links 10+	.48	.05	.00	.00	.00	.02	.00	.08	.00	.00
10	1.52	(23,20)	.00	1.52	.00	.93	.00	.00	.00	.00	.00	.00	.00	.00
				Links 10+	.48	.03	.00	.00	.00	.02	.00	.05	.00	.00
11	1.50	(23,20)	.00	1.50	.00	.93	.00	.00	.00	.00	.00	.00	.00	.00
				Links 10+	.50	.00	.00	.00	.00	.02	.00	.05	.00	.00
12	1.50	(23,20)	.00	1.50	.00	.93	.00	.00	.00	.00	.00	.00	.00	.00
				Links 10+	.50	.00	.00	.00	.00	.02	.00	.05	.00	.00
13	1.50	(23,20)	.00	1.50	.00	.95	.00	.00	.00	.00	.00	.00	.00	.00
				Links 10+	.50	.00	.00	.00	.00	.02	.00	.03	.00	.00
14	1.47	(23,20)	.00	1.47	.00	.93	.00	.00	.00	.00	.00	.00	.00	.00
				Links 10+	.50	.00	.00	.00	.00	.02	.00	.02	.00	.00
15	1.45	(23,20)	.00	1.45	.00	.93	.00	.00	.00	.00	.00	.00	.00	.00
				Links 10+	.50	.00	.00	.00	.00	.02	.00	.00	.00	.00
16	1.45	(23,20)	.00	1.45	.00	.93	.00	.00	.00	.00	.00	.00	.00	.00
				Links 10+	.50	.00	.00	.00	.00	.02	.00	.00	.00	.00
17	1.47	(23,20)	.00	1.47	.00	.93	.00	.00	.00	.00	.00	.00	.00	.00
				Links 10+	.52	.00	.00	.00	.00	.02	.00	.00	.00	.00
18	1.50	(23,20)	.00	1.50	.00	.95	.00	.00	.00	.00	.00	.00	.00	.00
				Links 10+	.53	.00	.00	.00	.00	.02	.00	.00	.00	.00
19	1.48	(23,20)	.00	1.48	.00	.93	.00	.00	.00	.00	.00	.00	.00	.00
				Links 10+	.53	.00	.00	.00	.00	.02	.00	.00	.00	.00
20	1.48	(23,20)	.00	1.48	.00	.93	.00	.00	.00	.00	.00	.00	.00	.00
				Links 10+	.53	.00	.00	.00	.00	.02	.00	.00	.00	.00
21	1.48	(23,20)	.00	1.48	.00	.93	.00	.00	.00	.00	.00	.00	.00	.00
				Links 10+	.53	.00	.00	.00	.00	.02	.00	.00	.00	.00
22	1.48	(23,20)	.00	1.48	.00	.93	.00	.00	.00	.00	.00	.00	.00	.00
				Links 10+	.53	.00	.00	.00	.00	.02	.00	.00	.00	.00
23	1.48	(23,20)	.00	1.48	.00	.93	.00	.00	.00	.00	.00	.00	.00	.00
				Links 10+	.53	.00	.00	.00	.00	.02	.00	.00	.00	.00
24	1.50	(23,20)	.00	1.50	.00	.95	.00	.00	.00	.00	.00	.00	.00	.00
				Links 10+	.53	.00	.00	.00	.00	.02	.00	.00	.00	.00
25	1.48	(23,20)	.00	1.48	.00	.93	.00	.00	.00	.00	.00	.00	.00	.00
				Links 10+	.53	.00	.00	.00	.00	.02	.00	.00	.00	.00
26	1.48	(23,20)	.00	1.48	.00	.93	.00	.00	.00	.00	.00	.00	.00	.00
				Links 10+	.53	.00	.00	.00	.00	.02	.00	.00	.00	.00

JOB: HSS FDR Air Quality Build/35' Jets

RUN: FDR DRIVE BET E 67TH-75TH STS/35' JETS

LINK CONTRIBUTION TABLES

MAXIMUM 8-HOUR AVERAGED LINK CONTRIBUTIONS
IN PARTS PER MILLION (PPM)
INCLUDING AMBIENT BACKGROUND CONCENTRATIONS.

Rcptr No.	Total Conc	Ending Day Hr	Ambient Backgnd	Total Link	Link +1	Link +2	Link +3	Link +4	Link +5	Link +6	Link +7	Link +8	Link +9	Link +10
27	1.50	(23,20)	.00	1.50	.00	.95	.00	.00	.00	.00	.00	.00	.00	.00
				Links 10+	.53	.00	.00	.00	.00	.02	.00	.00	.00	.00
28	1.48	(23,20)	.00	1.48	.00	.95	.00	.00	.00	.00	.00	.00	.00	.00
				Links 10+	.53	.00	.00	.00	.00	.00	.00	.00	.00	.00
29	1.45	(23,20)	.00	1.45	.00	.93	.00	.00	.00	.00	.00	.00	.00	.00
				Links 10+	.52	.00	.00	.00	.00	.00	.00	.00	.00	.00
30	1.48	(23,20)	.00	1.48	.00	.95	.00	.00	.00	.00	.00	.00	.00	.02
				Links 10+	.52	.00	.00	.00	.00	.00	.00	.00	.00	.00
31	1.45	(23,20)	.00	1.45	.00	.92	.02	.00	.00	.00	.00	.00	.00	.02
				Links 10+	.50	.00	.00	.00	.00	.00	.00	.00	.00	.00
32	1.43	(23,20)	.00	1.43	.00	.75	.18	.00	.00	.00	.00	.00	.00	.03
				Links 10+	.47	.00	.00	.00	.00	.00	.00	.00	.00	.00
33	1.30	(23,20)	.00	1.30	.00	.35	.45	.00	.00	.00	.00	.00	.02	.07
				Links 10+	.42	.00	.00	.00	.00	.00	.00	.00	.00	.00
34	1.25	(23,20)	.00	1.25	.00	.18	.57	.03	.00	.00	.00	.00	.02	.17
				Links 10+	.28	.00	.00	.00	.00	.00	.00	.00	.00	.00
35	1.08	(258,23)	.00	1.07	.00	.14	.15	.14	.11	.01	.03	.09	.00	.03
				Links 10+	.15	.00	.00	.00	.00	.03	.21	.00	.00	.00
36	1.19	(90,22)	.00	1.19	.00	.00	.00	.14	.26	.03	.03	.19	.00	.00
				Links 10+	.00	.00	.01	.00	.00	.00	.54	.00	.00	.00
37	1.51	(235,24)	.00	1.51	.00	.00	.00	.15	.28	.03	.01	.19	.03	.00
				Links 10+	.00	.00	.01	.00	.00	.00	.83	.00	.00	.00
38	2.31	(314, 1)	.00	2.31	.00	.00	.00	.06	.36	.00	.00	.23	.00	.00
				Links 10+	.00	.00	.01	.00	.00	.00	1.66	.00	.00	.00
39	3.61	(338,13)	.00	3.61	.00	.00	.00	.09	.46	.00	.00	.21	.07	.00
				Links 10+	.00	.00	.01	.00	.00	.00	2.77	.00	.00	.00
40	3.80	(23,20)	.00	3.80	.00	.03	.00	.12	.53	.00	.00	.12	.15	.02
				Links 10+	.05	.00	.00	.00	.00	.00	2.78	.00	.00	.00
41	2.43	(23,20)	.00	2.43	.00	.02	.00	.05	.63	.00	.00	.22	.08	.00
				Links 10+	.05	.00	.00	.00	.00	.00	1.38	.00	.00	.00
42	1.72	(23,20)	.00	1.72	.00	.02	.00	.05	.63	.00	.00	.28	.08	.00
				Links 10+	.05	.00	.02	.00	.00	.00	.58	.00	.00	.00
43	1.35	(23,20)	.00	1.35	.00	.02	.00	.00	.68	.00	.00	.30	.03	.00
				Links 10+	.02	.00	.03	.00	.00	.00	.27	.00	.00	.00
44	1.25	(23,20)	.00	1.25	.00	.00	.00	.00	.70	.00	.00	.32	.02	.00
				Links 10+	.02	.00	.03	.00	.00	.00	.17	.00	.00	.00
45	1.22	(23,20)	.00	1.22	.00	.00	.00	.00	.70	.00	.00	.35	.00	.00
				Links 10+	.02	.00	.05	.00	.00	.00	.10	.00	.00	.00

JOB: HSS FDR Air Quality Build/35' Jets

RUN: FDR DRIVE BET E 67TH-75TH STS/35' JETS

LINK CONTRIBUTION TABLES

MAXIMUM 8-HOUR AVERAGED LINK CONTRIBUTIONS
IN PARTS PER MILLION (PPM)
INCLUDING AMBIENT BACKGROUND CONCENTRATIONS.

Rcptr No.	Total Conc	Ending Day Hr	Ambient Backgnd	Total Link	Link +1	Link +2	Link +3	Link +4	Link +5	Link +6	Link +7	Link +8	Link +9	Link +10
46	1.18	(23,20)	.00	1.18	.00	.00	.00	.00	.70	.00	.00	.37	.00	.00
				Links 10+	.02	.00	.05	.00	.00	.00	.05	.00	.00	.00
47	1.18	(23,20)	.00	1.18	.00	.00	.00	.00	.70	.00	.00	.37	.00	.00
				Links 10+	.00	.00	.07	.00	.00	.00	.05	.00	.00	.00
48	1.20	(23,20)	.00	1.20	.00	.00	.00	.00	.70	.00	.00	.37	.00	.00
				Links 10+	.00	.00	.08	.00	.00	.00	.05	.00	.00	.00
49	1.18	(23,20)	.00	1.18	.00	.00	.00	.00	.70	.00	.00	.38	.00	.00
				Links 10+	.00	.00	.08	.00	.00	.00	.02	.00	.00	.00
50	1.23	(23,20)	.00	1.23	.00	.00	.00	.00	.73	.00	.00	.40	.00	.00
				Links 10+	.00	.00	.08	.00	.00	.00	.02	.00	.00	.00
51	1.20	(23,20)	.00	1.20	.00	.00	.00	.00	.72	.00	.00	.40	.00	.00
				Links 10+	.00	.00	.08	.00	.00	.00	.00	.00	.00	.00
52	1.20	(23,20)	.00	1.20	.00	.00	.00	.00	.72	.00	.00	.40	.00	.00
				Links 10+	.00	.00	.08	.00	.00	.00	.00	.00	.00	.00
53	1.20	(23,20)	.00	1.20	.00	.00	.00	.00	.72	.00	.00	.40	.00	.00
				Links 10+	.00	.00	.08	.00	.00	.00	.00	.00	.00	.00
54	1.25	(23,20)	.00	1.25	.00	.00	.00	.00	.75	.00	.02	.40	.00	.00
				Links 10+	.00	.00	.08	.00	.00	.00	.00	.00	.00	.00
55	1.22	(23,20)	.00	1.22	.00	.00	.00	.00	.73	.02	.02	.38	.00	.00
				Links 10+	.00	.00	.07	.00	.00	.00	.00	.00	.00	.00
56	1.17	(23,20)	.00	1.17	.00	.00	.00	.00	.65	.05	.03	.37	.00	.00
				Links 10+	.00	.00	.07	.00	.00	.00	.00	.00	.00	.00
57	1.87	(338,13)	.00	1.87	.50	.09	.00	.00	.00	.00	.00	.00	.00	.00
				Links 10+	.10	.34	.00	.00	.00	.00	.00	.84	.00	.00
58	1.78	(331,13)	.00	1.77	.40	.01	.00	.00	.00	.00	.00	.00	.00	.00
				Links 10+	.10	.25	.00	.00	.00	.00	.00	1.01	.00	.00
59	1.34	(314, 1)	.00	1.34	.39	.07	.00	.00	.00	.00	.00	.00	.00	.00
				Links 10+	.16	.16	.00	.00	.00	.03	.00	.54	.00	.00
60	1.20	(314, 1)	.00	1.20	.41	.06	.00	.00	.00	.00	.00	.00	.00	.00
				Links 10+	.11	.20	.00	.00	.00	.01	.00	.40	.00	.00

JOB: HSS FDR Air Quality Build/35' Jets

RUN: FDR DRIVE BET E 67TH-75TH STS/35' JETS

LINK CONTRIBUTION TABLES

SECOND HIGHEST 8-HOUR AVERAGED LINK CONTRIBUTIONS
IN PARTS PER MILLION (PPM)
INCLUDING AMBIENT BACKGROUND CONCENTRATIONS.

Rcptr No.	Total Conc	Ending Day Hr	Ambient Backgnd	Total Link	Link +1	Link +2	Link +3	Link +4	Link +5	Link +6	Link +7	Link +8	Link +9	Link +10
1	1.75	(23,20)	.00	1.75	.65	.10	.00	.00	.00	.00	.00	.00	.00	.00
				Links 10+	.05	.38	.00	.00	.00	.00	.00	.57	.00	.00
2	1.80	(338,13)	.00	1.80	.07	.66	.00	.00	.00	.00	.00	.00	.00	.00
				Links 10+	.33	.14	.00	.00	.00	.01	.00	.59	.00	.00
3	1.55	(275, 1)	.00	1.55	.19	.53	.00	.00	.00	.00	.00	.00	.00	.00
				Links 10+	.11	.20	.00	.00	.00	.00	.00	.52	.00	.00
4	1.44	(274,24)	.00	1.44	.11	.64	.00	.00	.00	.00	.00	.00	.00	.00
				Links 10+	.23	.13	.00	.00	.00	.00	.00	.34	.00	.00
5	1.34	(274,24)	.00	1.34	.08	.66	.00	.00	.00	.00	.00	.00	.00	.00
				Links 10+	.25	.11	.00	.00	.00	.00	.00	.24	.00	.00
6	1.30	(274,24)	.00	1.30	.08	.69	.00	.00	.00	.00	.00	.00	.00	.00
				Links 10+	.28	.08	.00	.00	.00	.00	.00	.19	.00	.00
7	1.24	(338,13)	.00	1.24	.00	.73	.00	.00	.00	.00	.00	.00	.00	.00
				Links 10+	.49	.00	.00	.00	.00	.01	.00	.01	.00	.00
8	1.25	(274,24)	.00	1.25	.04	.73	.00	.00	.00	.00	.00	.00	.00	.00
				Links 10+	.32	.06	.00	.00	.00	.00	.00	.10	.00	.00
9	1.23	(338,13)	.00	1.23	.00	.73	.00	.00	.00	.00	.00	.00	.00	.00
				Links 10+	.49	.00	.00	.00	.00	.01	.00	.00	.00	.00
10	1.23	(338,13)	.00	1.23	.00	.73	.00	.00	.00	.00	.00	.00	.00	.00
				Links 10+	.49	.00	.00	.00	.00	.01	.00	.00	.00	.00
11	1.24	(274,24)	.00	1.24	.03	.76	.00	.00	.00	.00	.00	.00	.00	.00
				Links 10+	.35	.04	.00	.00	.00	.00	.00	.06	.00	.00
12	1.23	(338,13)	.00	1.23	.00	.73	.00	.00	.00	.00	.00	.00	.00	.00
				Links 10+	.49	.00	.00	.00	.00	.01	.00	.00	.00	.00
13	1.24	(338,13)	.00	1.24	.00	.73	.00	.00	.00	.00	.00	.00	.00	.00
				Links 10+	.50	.00	.00	.00	.00	.01	.00	.00	.00	.00
14	1.23	(338,13)	.00	1.23	.00	.73	.00	.00	.00	.00	.00	.00	.00	.00
				Links 10+	.49	.00	.00	.00	.00	.01	.00	.00	.00	.00
15	1.23	(338,13)	.00	1.23	.00	.73	.00	.00	.00	.00	.00	.00	.00	.00
				Links 10+	.49	.00	.00	.00	.00	.01	.00	.00	.00	.00
16	1.21	(338,13)	.00	1.21	.00	.73	.00	.00	.00	.00	.00	.00	.00	.00
				Links 10+	.47	.00	.00	.00	.00	.01	.00	.00	.00	.00
17	1.21	(338,13)	.00	1.21	.00	.73	.00	.00	.00	.00	.00	.00	.00	.00
				Links 10+	.47	.00	.00	.00	.00	.01	.00	.00	.00	.00
18	1.24	(338,13)	.00	1.24	.00	.73	.00	.00	.00	.00	.00	.00	.00	.00
				Links 10+	.50	.00	.00	.00	.00	.01	.00	.00	.00	.00
19	1.21	(338,13)	.00	1.21	.00	.73	.00	.00	.00	.00	.00	.00	.00	.00
				Links 10+	.47	.00	.00	.00	.00	.01	.00	.00	.00	.00

JOB: HSS FDR Air Quality Build/35' Jets

RUN: FDR DRIVE BET E 67TH-75TH STS/35' JETS

LINK CONTRIBUTION TABLES

SECOND HIGHEST 8-HOUR AVERAGED LINK CONTRIBUTIONS
IN PARTS PER MILLION (PPM)
INCLUDING AMBIENT BACKGROUND CONCENTRATIONS.

Rcptr No.	Total Conc	Ending Day Hr	Ambient Backgnd	Total Link	Link +1	Link +2	Link +3	Link +4	Link +5	Link +6	Link +7	Link +8	Link +9	Link +10
20	1.21	(338,13)	.00	1.21	.00	.73	.00	.00	.00	.00	.00	.00	.00	.00
			Links	10+	.47	.00	.00	.00	.00	.01	.00	.00	.00	.00
21	1.21	(338,13)	.00	1.21	.00	.73	.00	.00	.00	.00	.00	.00	.00	.00
			Links	10+	.47	.00	.00	.00	.00	.01	.00	.00	.00	.00
22	1.21	(338,13)	.00	1.21	.00	.73	.00	.00	.00	.00	.00	.00	.00	.00
			Links	10+	.47	.00	.00	.00	.00	.01	.00	.00	.00	.00
23	1.21	(338,13)	.00	1.21	.00	.73	.00	.00	.00	.00	.00	.00	.00	.00
			Links	10+	.47	.00	.00	.00	.00	.01	.00	.00	.00	.00
24	1.21	(338,13)	.00	1.21	.00	.73	.00	.00	.00	.00	.00	.00	.00	.00
			Links	10+	.47	.00	.00	.00	.00	.01	.00	.00	.00	.00
25	1.20	(338,13)	.00	1.20	.00	.73	.00	.00	.00	.00	.00	.00	.00	.00
			Links	10+	.46	.00	.00	.00	.00	.01	.00	.00	.00	.00
26	1.20	(338,13)	.00	1.20	.00	.73	.00	.00	.00	.00	.00	.00	.00	.00
			Links	10+	.46	.00	.00	.00	.00	.01	.00	.00	.00	.00
27	1.21	(338,13)	.00	1.21	.00	.73	.00	.00	.00	.00	.00	.00	.00	.00
			Links	10+	.47	.00	.00	.00	.00	.01	.00	.00	.00	.00
28	1.20	(274,24)	.00	1.20	.00	.79	.00	.00	.00	.00	.00	.00	.00	.00
			Links	10+	.40	.00	.00	.00	.00	.01	.00	.00	.00	.00
29	1.20	(274,24)	.00	1.20	.00	.79	.00	.00	.00	.00	.00	.00	.00	.00
			Links	10+	.40	.00	.00	.00	.00	.01	.00	.00	.00	.00
30	1.21	(274,24)	.00	1.21	.00	.80	.00	.00	.00	.00	.00	.00	.00	.00
			Links	10+	.40	.00	.00	.00	.00	.01	.00	.00	.00	.00
31	1.21	(274,24)	.00	1.21	.00	.80	.00	.00	.00	.00	.00	.00	.00	.00
			Links	10+	.40	.00	.00	.00	.00	.01	.00	.00	.00	.00
32	1.15	(274,24)	.00	1.15	.00	.65	.10	.00	.00	.00	.00	.00	.00	.03
			Links	10+	.36	.00	.00	.00	.00	.01	.00	.00	.00	.00
33	1.14	(274,24)	.00	1.14	.00	.38	.36	.00	.00	.00	.00	.00	.00	.09
			Links	10+	.30	.00	.00	.00	.00	.01	.00	.00	.00	.00
34	1.06	(258,23)	.00	1.06	.00	.20	.16	.10	.10	.01	.03	.09	.01	.00
			Links	10+	.16	.00	.00	.00	.00	.03	.17	.00	.00	.00
35	1.03	(23,20)	.00	1.03	.00	.12	.32	.22	.00	.00	.00	.00	.03	.17
			Links	10+	.18	.00	.00	.00	.00	.00	.00	.00	.00	.00
36	1.14	(258,23)	.00	1.14	.00	.11	.10	.18	.15	.03	.03	.10	.00	.04
			Links	10+	.11	.00	.00	.00	.00	.00	.30	.00	.00	.00
37	1.45	(90,22)	.00	1.45	.00	.00	.00	.08	.33	.04	.04	.19	.00	.00
			Links	10+	.00	.00	.01	.00	.00	.00	.78	.00	.00	.00
38	2.26	(344, 1)	.00	2.26	.00	.00	.00	.06	.33	.00	.00	.21	.00	.00
			Links	10+	.00	.00	.01	.00	.00	.00	1.64	.00	.00	.00

LINK CONTRIBUTION TABLES

SECOND HIGHEST 8-HOUR AVERAGED LINK CONTRIBUTIONS
IN PARTS PER MILLION (PPM)
INCLUDING AMBIENT BACKGROUND CONCENTRATIONS.

Rcptr No.	Total Conc	Ending Day Hr	Ambient Backgnd	Total Link	Link +1	Link +2	Link +3	Link +4	Link +5	Link +6	Link +7	Link +8	Link +9	Link +10
39	3.05	(291,22)	.00	3.05	.00	.00	.00	.04	.36	.00	.00	.17	.04	.00
				Links 10+	.00	.00	.00	.00	.00	.00	2.44	.00	.00	.00
40	2.95	(274,23)	.00	2.95	.00	.03	.01	.09	.41	.00	.00	.13	.08	.04
				Links 10+	.05	.00	.00	.00	.00	.00	2.13	.00	.00	.00
41	1.92	(275, 1)	.00	1.92	.00	.05	.00	.06	.46	.00	.00	.13	.06	.01
				Links 10+	.08	.00	.01	.00	.00	.00	1.06	.00	.00	.00
42	1.41	(274,24)	.00	1.41	.00	.05	.00	.05	.50	.00	.00	.19	.04	.01
				Links 10+	.06	.00	.03	.00	.00	.00	.49	.00	.00	.00
43	1.20	(274,24)	.00	1.20	.00	.04	.00	.04	.54	.00	.00	.21	.04	.00
				Links 10+	.04	.00	.03	.00	.00	.00	.28	.00	.00	.00
44	1.15	(7,23)	.00	1.15	.00	.11	.00	.05	.44	.01	.01	.10	.04	.00
				Links 10+	.11	.00	.00	.00	.00	.00	.27	.00	.00	.00
45	1.09	(7,23)	.00	1.09	.00	.09	.00	.05	.48	.01	.01	.13	.00	.00
				Links 10+	.11	.00	.00	.00	.00	.00	.21	.00	.00	.00
46	1.00	(274,24)	.00	1.00	.00	.03	.00	.00	.57	.00	.00	.25	.00	.00
				Links 10+	.03	.00	.03	.00	.00	.00	.10	.00	.00	.00
47	1.01	(274,24)	.00	1.01	.00	.03	.00	.00	.59	.00	.00	.26	.00	.00
				Links 10+	.03	.00	.04	.00	.00	.00	.08	.00	.00	.00
48	1.03	(274,24)	.00	1.02	.00	.03	.00	.00	.59	.00	.00	.27	.00	.00
				Links 10+	.03	.00	.04	.00	.00	.00	.08	.00	.00	.00
49	.99	(274,24)	.00	.99	.00	.03	.00	.00	.59	.00	.00	.27	.00	.00
				Links 10+	.03	.00	.04	.00	.00	.00	.04	.00	.00	.00
50	1.02	(274,24)	.00	1.02	.00	.01	.00	.00	.63	.00	.00	.29	.00	.00
				Links 10+	.03	.00	.04	.00	.00	.00	.04	.00	.00	.00
51	1.00	(338,13)	.00	1.00	.00	.00	.00	.00	.56	.00	.01	.37	.00	.00
				Links 10+	.00	.00	.06	.00	.00	.00	.00	.00	.00	.00
52	1.01	(338,13)	.00	1.01	.00	.00	.00	.00	.54	.01	.03	.37	.00	.00
				Links 10+	.00	.00	.06	.00	.00	.00	.00	.00	.00	.00
53	.99	(274,24)	.00	.99	.00	.01	.00	.00	.60	.00	.00	.29	.00	.00
				Links 10+	.03	.00	.04	.00	.00	.00	.03	.00	.00	.00
54	1.01	(274,24)	.00	1.01	.00	.01	.00	.00	.64	.00	.00	.29	.00	.00
				Links 10+	.01	.00	.04	.00	.00	.00	.03	.00	.00	.00
55	1.00	(338,13)	.00	1.00	.00	.00	.00	.00	.50	.07	.10	.29	.00	.00
				Links 10+	.00	.00	.04	.00	.00	.00	.00	.00	.00	.00
56	.99	(338,13)	.00	.99	.00	.00	.00	.00	.33	.23	.19	.23	.00	.00
				Links 10+	.00	.00	.01	.00	.00	.00	.00	.00	.00	.00
57	1.67	(336,24)	.00	1.67	.38	.01	.00	.00	.00	.00	.00	.00	.00	.00
				Links 10+	.04	.23	.00	.00	.00	.00	.00	1.02	.00	.00

LINK CONTRIBUTION TABLES

SECOND HIGHEST 8-HOUR AVERAGED LINK CONTRIBUTIONS
IN PARTS PER MILLION (PPM)
INCLUDING AMBIENT BACKGROUND CONCENTRATIONS.

Rcptr No.	Total Conc	Ending Day Hr	Ambient Backgnd	Total Link	Link +1	Link +2	Link +3	Link +4	Link +5	Link +6	Link +7	Link +8	Link +9	Link +10
58	1.47	(338,13)	.00	1.47	.53	.04	.00	.00	.00	.00	.00	.00	.00	.00
			Links	10+	.06	.39	.00	.00	.00	.00	.00	.46	.00	.00
59	1.33	(331,13)	.00	1.33	.40	.00	.00	.00	.00	.00	.00	.00	.00	.00
			Links	10+	.03	.28	.00	.00	.00	.00	.00	.63	.00	.00
60	1.19	(235,24)	.00	1.19	.41	.16	.00	.00	.00	.00	.00	.00	.00	.00
			Links	10+	.16	.13	.00	.00	.00	.00	.00	.32	.00	.00

MAXIMUM 1-HOUR AVERAGED LINK CONTRIBUTIONS
IN PARTS PER MILLION (PPM)
INCLUDING AMBIENT BACKGROUND CONCENTRATIONS.

Rcptr No.	Total Conc	Ending Day Hr	Ambient Backgnd	Total Link	Link +1	Link +2	Link +3	Link +4	Link +5	Link +6	Link +7	Link +8	Link +9	Link +10
1	3.40	(357, 8)	.00	3.40	.50	.20	.00	.00	.00	.00	.00	.00	.00	.00
			Links	10+	.10	.40	.00	.00	.00	.00	.00	2.20	.00	.00
2	3.10	(23,17)	.00	3.10	.40	.60	.00	.00	.00	.00	.00	.00	.00	.00
			Links	10+	.10	.40	.00	.00	.00	.00	.00	1.60	.00	.00
3	3.00	(23,17)	.00	3.00	.10	1.00	.00	.00	.00	.00	.00	.00	.00	.00
			Links	10+	.30	.30	.00	.00	.00	.00	.00	1.30	.00	.00
4	2.50	(261,20)	.00	2.50	.30	.90	.00	.00	.00	.00	.00	.00	.00	.00
			Links	10+	.10	.40	.00	.00	.00	.00	.00	.80	.00	.00
5	2.40	(261,20)	.00	2.40	.20	1.00	.00	.00	.00	.00	.00	.00	.00	.00
			Links	10+	.20	.30	.00	.00	.00	.00	.00	.70	.00	.00
6	2.30	(261,20)	.00	2.30	.10	1.10	.00	.00	.00	.00	.00	.00	.00	.00
			Links	10+	.30	.20	.00	.00	.00	.00	.00	.60	.00	.00
7	2.20	(261,20)	.00	2.20	.10	1.10	.00	.00	.00	.00	.00	.00	.00	.00
			Links	10+	.40	.20	.00	.00	.00	.00	.00	.40	.00	.00
8	2.10	(261,20)	.00	2.10	.10	1.10	.00	.00	.00	.00	.00	.00	.00	.00
			Links	10+	.40	.20	.00	.00	.00	.00	.00	.30	.00	.00
9	2.20	(347, 8)	.00	2.20	.00	1.30	.00	.00	.10	.00	.10	.10	.00	.00
			Links	10+	.50	.00	.00	.00	.00	.00	.10	.00	.00	.00
10	2.10	(347, 8)	.00	2.10	.00	1.30	.00	.00	.10	.00	.10	.10	.00	.00
			Links	10+	.40	.00	.00	.00	.00	.00	.10	.00	.00	.00
11	2.10	(319, 9)	.00	2.10	.10	1.20	.00	.00	.00	.00	.00	.00	.00	.00
			Links	10+	.30	.20	.00	.00	.00	.00	.00	.30	.00	.00
12	2.10	(319, 9)	.00	2.10	.10	1.20	.00	.00	.00	.00	.00	.00	.00	.00
			Links	10+	.40	.20	.00	.00	.00	.00	.00	.20	.00	.00

LINK CONTRIBUTION TABLES

MAXIMUM 1-HOUR AVERAGED LINK CONTRIBUTIONS
IN PARTS PER MILLION (PPM)
INCLUDING AMBIENT BACKGROUND CONCENTRATIONS.

Rcptr No.	Total Conc	Ending Day Hr	Ambient Backgnd	Total Link	Link +1	Link +2	Link +3	Link +4	Link +5	Link +6	Link +7	Link +8	Link +9	Link +10
13	2.20	(347, 8)	.00	2.20	.00	1.30	.00	.00	.10	.10	.10	.10	.00	.00
				Links 10+	.40	.00	.00	.00	.00	.00	.10	.00	.00	.00
14	2.20	(44,19)	.00	2.20	.00	1.30	.00	.00	.10	.00	.10	.10	.00	.00
				Links 10+	.50	.00	.00	.00	.00	.00	.10	.00	.00	.00
15	2.20	(44,19)	.00	2.20	.00	1.30	.00	.00	.10	.00	.10	.10	.00	.00
				Links 10+	.50	.00	.00	.00	.00	.00	.10	.00	.00	.00
16	2.20	(44,19)	.00	2.20	.00	1.30	.00	.00	.10	.00	.10	.10	.00	.00
				Links 10+	.50	.00	.00	.00	.00	.00	.10	.00	.00	.00
17	2.10	(44,19)	.00	2.10	.00	1.30	.00	.00	.10	.00	.10	.10	.00	.00
				Links 10+	.40	.00	.00	.00	.00	.00	.10	.00	.00	.00
18	2.10	(44,19)	.00	2.10	.00	1.30	.00	.00	.10	.00	.10	.10	.00	.00
				Links 10+	.40	.00	.00	.00	.00	.00	.10	.00	.00	.00
19	2.10	(44,19)	.00	2.10	.00	1.30	.00	.00	.10	.00	.10	.10	.00	.00
				Links 10+	.40	.00	.00	.00	.00	.00	.10	.00	.00	.00
20	2.10	(319, 9)	.00	2.10	.10	1.30	.00	.00	.00	.00	.00	.00	.00	.00
				Links 10+	.50	.10	.00	.00	.00	.00	.00	.10	.00	.00
21	2.10	(44,19)	.00	2.10	.00	1.20	.00	.00	.10	.00	.10	.10	.00	.10
				Links 10+	.40	.00	.00	.00	.00	.00	.10	.00	.00	.00
22	2.20	(44,19)	.00	2.20	.00	1.20	.10	.00	.10	.10	.10	.10	.00	.10
				Links 10+	.30	.00	.00	.00	.00	.00	.10	.00	.00	.00
23	2.10	(44,19)	.00	2.10	.00	1.10	.10	.00	.10	.10	.10	.10	.00	.10
				Links 10+	.30	.00	.00	.00	.00	.00	.10	.00	.00	.00
24	2.20	(319, 9)	.00	2.20	.00	1.40	.00	.00	.00	.00	.00	.00	.00	.00
				Links 10+	.60	.10	.00	.00	.00	.00	.00	.10	.00	.00
25	2.20	(347, 8)	.00	2.20	.00	.90	.10	.10	.20	.10	.10	.20	.10	.10
				Links 10+	.10	.00	.00	.00	.00	.00	.20	.00	.00	.00
26	2.20	(44,19)	.00	2.20	.00	1.00	.10	.10	.10	.10	.10	.20	.10	.10
				Links 10+	.10	.00	.00	.00	.00	.00	.20	.00	.00	.00
27	2.20	(44,19)	.00	2.20	.00	.90	.10	.10	.20	.10	.10	.20	.10	.10
				Links 10+	.10	.00	.00	.00	.00	.00	.20	.00	.00	.00
28	2.20	(44,19)	.00	2.20	.00	.80	.20	.10	.20	.10	.10	.20	.10	.10
				Links 10+	.10	.00	.00	.00	.00	.00	.20	.00	.00	.00
29	2.00	(319, 9)	.00	2.00	.00	1.40	.00	.00	.00	.00	.00	.00	.00	.00
				Links 10+	.60	.00	.00	.00	.00	.00	.00	.00	.00	.00
30	2.00	(319, 9)	.00	2.00	.00	1.40	.00	.00	.00	.00	.00	.00	.00	.00
				Links 10+	.60	.00	.00	.00	.00	.00	.00	.00	.00	.00
31	2.00	(261,20)	.00	2.00	.00	1.30	.00	.00	.00	.00	.00	.00	.00	.00
				Links 10+	.60	.00	.00	.00	.00	.10	.00	.00	.00	.00

JOB: HSS FDR Air Quality Build/35' Jets

RUN: FDR DRIVE BET E 67TH-75TH STS/35' JETS

LINK CONTRIBUTION TABLES

MAXIMUM 1-HOUR AVERAGED LINK CONTRIBUTIONS
IN PARTS PER MILLION (PPM)
INCLUDING AMBIENT BACKGROUND CONCENTRATIONS.

Rcptr No.	Total Conc	Ending Day Hr	Ambient Backgnd	Total Link	Link +1	Link +2	Link +3	Link +4	Link +5	Link +6	Link +7	Link +8	Link +9	Link +10
32	2.00	(44,19)	.00	2.00	.00	.00	.40	.20	.30	.10	.10	.30	.10	.00
				Links 10+	.00	.00	.10	.00	.00	.00	.40	.00	.00	.00
33	2.00	(44,19)	.00	2.00	.00	.00	.20	.30	.30	.10	.10	.30	.10	.00
				Links 10+	.00	.00	.10	.00	.00	.00	.50	.00	.00	.00
34	2.20	(44,19)	.00	2.20	.00	.00	.00	.40	.40	.10	.10	.40	.00	.00
				Links 10+	.00	.00	.10	.00	.00	.00	.70	.00	.00	.00
35	2.40	(44,19)	.00	2.40	.00	.00	.00	.30	.50	.10	.10	.40	.00	.00
				Links 10+	.00	.00	.10	.00	.00	.00	.90	.00	.00	.00
36	2.80	(44,19)	.00	2.80	.00	.00	.00	.30	.60	.10	.10	.40	.00	.00
				Links 10+	.00	.00	.10	.00	.00	.00	1.20	.00	.00	.00
37	3.40	(44,19)	.00	3.40	.00	.00	.00	.20	.80	.10	.10	.40	.00	.00
				Links 10+	.00	.00	.10	.00	.00	.00	1.70	.00	.00	.00
38	4.60	(343,19)	.00	4.60	.00	.00	.00	.10	.60	.00	.00	.40	.00	.00
				Links 10+	.00	.00	.10	.00	.00	.00	3.40	.00	.00	.00
39	5.80	(348, 8)	.00	5.80	.00	.00	.00	.00	.70	.00	.00	.30	.10	.00
				Links 10+	.00	.00	.00	.00	.00	.00	4.70	.00	.00	.00
40	5.30	(23,17)	.00	5.30	.00	.00	.00	.10	.70	.00	.00	.20	.20	.00
				Links 10+	.00	.00	.00	.00	.00	.00	4.10	.00	.00	.00
41	3.50	(261,20)	.00	3.50	.00	.10	.00	.20	.60	.00	.00	.10	.10	.10
				Links 10+	.10	.00	.00	.00	.00	.00	2.20	.00	.00	.00
42	2.90	(319, 9)	.00	2.90	.00	.20	.10	.20	.60	.00	.00	.00	.10	.10
				Links 10+	.30	.00	.00	.00	.00	.00	1.30	.00	.00	.00
43	2.70	(319, 9)	.00	2.70	.00	.20	.10	.10	.70	.00	.00	.10	.10	.10
				Links 10+	.30	.00	.00	.00	.00	.00	1.00	.00	.00	.00
44	2.20	(264,10)	.00	2.20	.00	.20	.00	.10	.60	.00	.00	.10	.10	.10
				Links 10+	.30	.00	.00	.00	.00	.00	.70	.00	.00	.00
45	2.10	(319, 9)	.00	2.10	.00	.20	.00	.10	.80	.00	.00	.20	.10	.00
				Links 10+	.20	.00	.00	.00	.00	.00	.50	.00	.00	.00
46	2.00	(319, 9)	.00	2.00	.00	.20	.00	.10	.80	.00	.00	.20	.10	.00
				Links 10+	.20	.00	.00	.00	.00	.00	.40	.00	.00	.00
47	2.00	(319, 9)	.00	2.00	.00	.20	.00	.10	.90	.00	.00	.20	.10	.00
				Links 10+	.20	.00	.00	.00	.00	.00	.30	.00	.00	.00
48	1.90	(319, 9)	.00	1.90	.00	.10	.00	.00	.90	.00	.00	.30	.10	.00
				Links 10+	.20	.00	.00	.00	.00	.00	.30	.00	.00	.00
49	1.70	(44,19)	.00	1.70	.00	.00	.00	.00	.80	.30	.40	.20	.00	.00
				Links 10+	.00	.00	.00	.00	.00	.00	.00	.00	.00	.00
50	1.80	(319, 9)	.00	1.80	.00	.10	.00	.00	1.00	.00	.00	.30	.00	.00
				Links 10+	.20	.00	.00	.00	.00	.00	.20	.00	.00	.00

JOB: HSS FDR Air Quality Build/35' Jets

RUN: FDR DRIVE BET E 67TH-75TH STS/35' JETS

LINK CONTRIBUTION TABLES

MAXIMUM 1-HOUR AVERAGED LINK CONTRIBUTIONS
IN PARTS PER MILLION (PPM)
INCLUDING AMBIENT BACKGROUND CONCENTRATIONS.

Rcptr No.	Total Conc	Ending Day Hr	Ambient Backgnd	Total Link	Link +1	Link +2	Link +3	Link +4	Link +5	Link +6	Link +7	Link +8	Link +9	Link +10
51	1.70	(319, 9)	.00	1.70	.00	.10	.00	.00	1.00	.00	.00	.30	.00	.00
				Links 10+	.10	.00	.00	.00	.00	.00	.20	.00	.00	.00
52	1.60	(319, 9)	.00	1.60	.00	.10	.00	.00	1.00	.00	.00	.30	.00	.00
				Links 10+	.10	.00	.00	.00	.00	.00	.10	.00	.00	.00
53	1.70	(319, 9)	.00	1.70	.00	.10	.00	.00	1.00	.00	.00	.40	.00	.00
				Links 10+	.10	.00	.00	.00	.00	.00	.10	.00	.00	.00
54	1.80	(319, 9)	.00	1.80	.00	.10	.00	.00	1.00	.00	.00	.40	.00	.00
				Links 10+	.10	.00	.10	.00	.00	.00	.10	.00	.00	.00
55	1.80	(319, 9)	.00	1.80	.00	.10	.00	.00	1.00	.00	.00	.40	.00	.00
				Links 10+	.10	.00	.10	.00	.00	.00	.10	.00	.00	.00
56	1.80	(319, 9)	.00	1.80	.00	.10	.00	.00	1.00	.00	.00	.40	.00	.00
				Links 10+	.10	.00	.10	.00	.00	.00	.00	.10	.00	.00
57	3.40	(341, 8)	.00	3.40	.70	.10	.00	.00	.00	.00	.00	.00	.00	.00
				Links 10+	.20	.30	.00	.00	.00	.00	.00	2.10	.00	.00
58	3.20	(33,18)	.00	3.20	.70	.00	.00	.00	.00	.00	.00	.00	.00	.00
				Links 10+	.10	.40	.00	.00	.00	.00	.00	2.00	.00	.00
59	2.60	(343,19)	.00	2.60	.70	.00	.00	.00	.00	.00	.00	.00	.00	.00
				Links 10+	.10	.40	.00	.00	.00	.00	.00	1.40	.00	.00
60	2.30	(313,24)	.00	2.30	.70	.20	.00	.00	.00	.00	.00	.00	.00	.00
				Links 10+	.40	.20	.00	.00	.00	.10	.00	.70	.00	.00

SECOND HIGHEST 1-HOUR AVERAGED LINK CONTRIBUTIONS
IN PARTS PER MILLION (PPM)
INCLUDING AMBIENT BACKGROUND CONCENTRATIONS.

Rcptr No.	Total Conc	Ending Day Hr	Ambient Backgnd	Total Link	Link +1	Link +2	Link +3	Link +4	Link +5	Link +6	Link +7	Link +8	Link +9	Link +10
1	3.20	(228, 8)	.00	3.20	.60	.10	.00	.00	.00	.00	.00	.00	.00	.00
				Links 10+	.00	.50	.00	.00	.00	.00	.00	2.00	.00	.00
2	3.00	(228, 8)	.00	3.00	.10	.70	.00	.00	.00	.00	.00	.00	.00	.00
				Links 10+	.20	.30	.00	.00	.00	.00	.00	1.70	.00	.00
3	2.70	(221, 7)	.00	2.70	.10	.80	.00	.00	.00	.00	.00	.00	.00	.00
				Links 10+	.30	.30	.00	.00	.00	.00	.00	1.20	.00	.00
4	2.30	(23,17)	.00	2.30	.00	1.00	.00	.00	.00	.00	.00	.00	.00	.00
				Links 10+	.40	.20	.00	.00	.00	.00	.00	.70	.00	.00
5	2.20	(96,21)	.00	2.20	.20	.90	.00	.00	.00	.00	.00	.00	.00	.00
				Links 10+	.20	.30	.00	.00	.00	.00	.00	.60	.00	.00

JOB: HSS FDR Air Quality Build/35' Jets

RUN: FDR DRIVE BET E 67TH-75TH STS/35' JETS

LINK CONTRIBUTION TABLES

SECOND HIGHEST 1-HOUR AVERAGED LINK CONTRIBUTIONS
IN PARTS PER MILLION (PPM)
INCLUDING AMBIENT BACKGROUND CONCENTRATIONS.

Rcptr No.	Total Conc	Ending Day Hr	Ambient Backgnd	Total Link	Link +1	Link +2	Link +3	Link +4	Link +5	Link +6	Link +7	Link +8	Link +9	Link +10
6	2.10	(96,21)	.00	2.10	.10	1.00	.00	.00	.00	.00	.00	.00	.00	.00
				Links 10+	.30	.20	.00	.00	.00	.00	.00	.50	.00	.00
7	2.10	(319, 9)	.00	2.10	.20	1.00	.00	.00	.00	.00	.00	.00	.00	.00
				Links 10+	.20	.30	.00	.00	.00	.00	.00	.40	.00	.00
8	2.10	(319, 9)	.00	2.10	.20	1.10	.00	.00	.00	.00	.00	.00	.00	.00
				Links 10+	.20	.20	.00	.00	.00	.00	.00	.40	.00	.00
9	2.10	(319, 9)	.00	2.10	.20	1.10	.00	.00	.00	.00	.00	.00	.00	.00
				Links 10+	.30	.20	.00	.00	.00	.00	.00	.30	.00	.00
10	2.00	(44,19)	.00	2.00	.00	1.40	.00	.00	.00	.00	.00	.10	.00	.00
				Links 10+	.50	.00	.00	.00	.00	.00	.00	.00	.00	.00
11	2.10	(44,19)	.00	2.10	.00	1.40	.00	.00	.10	.00	.00	.10	.00	.00
				Links 10+	.50	.00	.00	.00	.00	.00	.00	.00	.00	.00
12	2.00	(44,19)	.00	2.00	.00	1.30	.00	.00	.10	.00	.00	.10	.00	.00
				Links 10+	.50	.00	.00	.00	.00	.00	.00	.00	.00	.00
13	2.10	(44,19)	.00	2.10	.00	1.40	.00	.00	.10	.00	.00	.10	.00	.00
				Links 10+	.50	.00	.00	.00	.00	.00	.00	.00	.00	.00
14	2.10	(347, 8)	.00	2.10	.00	1.20	.00	.00	.10	.10	.10	.10	.00	.00
				Links 10+	.40	.00	.00	.00	.00	.00	.10	.00	.00	.00
15	2.10	(347, 8)	.00	2.10	.00	1.20	.00	.00	.10	.10	.10	.10	.00	.00
				Links 10+	.40	.00	.00	.00	.00	.00	.10	.00	.00	.00
16	2.10	(347, 8)	.00	2.10	.00	1.20	.00	.00	.10	.10	.10	.10	.00	.00
				Links 10+	.40	.00	.00	.00	.00	.00	.10	.00	.00	.00
17	2.10	(319, 9)	.00	2.10	.10	1.30	.00	.00	.00	.00	.00	.00	.00	.00
				Links 10+	.50	.10	.00	.00	.00	.00	.00	.10	.00	.00
18	2.10	(319, 9)	.00	2.10	.10	1.30	.00	.00	.00	.00	.00	.00	.00	.00
				Links 10+	.50	.10	.00	.00	.00	.00	.00	.10	.00	.00
19	2.10	(319, 9)	.00	2.10	.10	1.30	.00	.00	.00	.00	.00	.00	.00	.00
				Links 10+	.50	.10	.00	.00	.00	.00	.00	.10	.00	.00
20	2.00	(44,19)	.00	2.00	.00	1.20	.00	.00	.10	.00	.10	.10	.00	.00
				Links 10+	.40	.00	.00	.00	.00	.00	.10	.00	.00	.00
21	2.00	(319, 9)	.00	2.00	.00	1.30	.00	.00	.00	.00	.00	.00	.00	.00
				Links 10+	.50	.10	.00	.00	.00	.00	.00	.10	.00	.00
22	2.00	(44,20)	.00	2.00	.00	1.10	.10	.00	.10	.10	.10	.10	.00	.00
				Links 10+	.30	.00	.00	.00	.00	.00	.10	.00	.00	.00
23	2.10	(319, 9)	.00	2.10	.00	1.30	.00	.00	.00	.00	.00	.00	.00	.00
				Links 10+	.60	.10	.00	.00	.00	.00	.00	.10	.00	.00
24	2.10	(44,19)	.00	2.10	.00	1.10	.10	.00	.10	.10	.10	.10	.10	.10
				Links 10+	.20	.00	.00	.00	.00	.00	.10	.00	.00	.00

DATE : 7/17/ 8
TIME : 10:39:49

JOB: HSS FDR Air Quality Build/35' Jets

RUN: FDR DRIVE BET E 67TH-75TH STS/35' JETS

LINK CONTRIBUTION TABLES

SECOND HIGHEST 1-HOUR AVERAGED LINK CONTRIBUTIONS
IN PARTS PER MILLION (PPM)
INCLUDING AMBIENT BACKGROUND CONCENTRATIONS.

Rcptr No.	Total Conc	Ending Day Hr	Ambient Backgnd	Total Link	Link +1	Link +2	Link +3	Link +4	Link +5	Link +6	Link +7	Link +8	Link +9	Link +10
25	2.10	(44,19)	.00	2.10	.00	1.00	.10	.10	.10	.10	.10	.10	.10	.10
			Links 10+		.20	.00	.00	.00	.00	.00	.10	.00	.00	.00
26	2.10	(44,20)	.00	2.10	.00	.90	.10	.10	.10	.10	.10	.20	.10	.10
			Links 10+		.10	.00	.00	.00	.00	.00	.20	.00	.00	.00
27	2.10	(44,20)	.00	2.10	.00	.80	.10	.10	.20	.10	.10	.20	.10	.10
			Links 10+		.10	.00	.00	.00	.00	.00	.20	.00	.00	.00
28	2.10	(319, 9)	.00	2.10	.00	1.40	.00	.00	.00	.00	.00	.00	.00	.00
			Links 10+		.60	.00	.00	.00	.00	.00	.00	.10	.00	.00
29	1.90	(44,19)	.00	1.90	.00	.60	.20	.10	.20	.10	.10	.20	.10	.10
			Links 10+		.00	.00	.00	.00	.00	.00	.20	.00	.00	.00
30	1.90	(44,19)	.00	1.90	.00	.40	.30	.10	.20	.10	.10	.20	.10	.10
			Links 10+		.00	.00	.00	.00	.00	.00	.30	.00	.00	.00
31	2.00	(319, 9)	.00	2.00	.00	1.40	.00	.00	.00	.00	.00	.00	.00	.00
			Links 10+		.60	.00	.00	.00	.00	.00	.00	.00	.00	.00
32	1.90	(44,20)	.00	1.90	.00	.00	.40	.20	.30	.10	.10	.30	.10	.00
			Links 10+		.00	.00	.00	.00	.00	.00	.40	.00	.00	.00
33	2.00	(319, 9)	.00	2.00	.00	1.10	.30	.00	.00	.00	.00	.00	.00	.00
			Links 10+		.60	.00	.00	.00	.00	.00	.00	.00	.00	.00
34	1.90	(347, 8)	.00	1.90	.00	.00	.00	.30	.40	.10	.10	.30	.00	.00
			Links 10+		.00	.00	.00	.00	.00	.00	.70	.00	.00	.00
35	2.20	(347, 8)	.00	2.20	.00	.00	.00	.30	.50	.10	.10	.30	.00	.00
			Links 10+		.00	.00	.00	.00	.00	.00	.90	.00	.00	.00
36	2.50	(90,18)	.00	2.50	.00	.00	.00	.30	.50	.00	.10	.40	.00	.00
			Links 10+		.00	.00	.10	.00	.00	.00	1.10	.00	.00	.00
37	3.10	(90,18)	.00	3.10	.00	.00	.00	.20	.60	.10	.10	.40	.00	.00
			Links 10+		.00	.00	.10	.00	.00	.00	1.60	.00	.00	.00
38	4.20	(33,18)	.00	4.20	.00	.00	.00	.20	.50	.00	.00	.40	.00	.00
			Links 10+		.00	.00	.10	.00	.00	.00	3.00	.00	.00	.00
39	5.60	(341, 8)	.00	5.60	.00	.00	.00	.00	.70	.00	.00	.40	.00	.00
			Links 10+		.00	.00	.10	.00	.00	.00	4.40	.00	.00	.00
40	4.80	(221, 7)	.00	4.80	.00	.00	.00	.10	.60	.00	.00	.20	.20	.00
			Links 10+		.00	.00	.00	.00	.00	.00	3.70	.00	.00	.00
41	3.40	(319, 9)	.00	3.40	.00	.30	.10	.20	.50	.00	.00	.00	.10	.10
			Links 10+		.30	.00	.00	.00	.00	.00	1.80	.00	.00	.00
42	2.60	(264,10)	.00	2.60	.00	.20	.10	.10	.50	.00	.00	.00	.10	.10
			Links 10+		.30	.00	.00	.00	.00	.00	1.20	.00	.00	.00
43	2.30	(264,10)	.00	2.30	.00	.20	.00	.10	.50	.00	.00	.10	.10	.10
			Links 10+		.30	.00	.00	.00	.00	.00	.90	.00	.00	.00

JOB: HSS FDR Air Quality Build/35' Jets

RUN: FDR DRIVE BET E 67TH-75TH STS/35' JETS

LINK CONTRIBUTION TABLES

SECOND HIGHEST 1-HOUR AVERAGED LINK CONTRIBUTIONS
IN PARTS PER MILLION (PPM)
INCLUDING AMBIENT BACKGROUND CONCENTRATIONS.

Rcptr No.	Total Conc	Ending Day Hr	Ambient Backgnd	Total Link	Link +1	Link +2	Link +3	Link +4	Link +5	Link +6	Link +7	Link +8	Link +9	Link +10
44	2.20	(319, 9)	.00	2.20	.00	.20	.00	.10	.70	.00	.00	.10	.10	.10
				Links 10+	.20	.00	.00	.00	.00	.00	.70	.00	.00	.00
45	1.90	(264,10)	.00	1.90	.00	.20	.00	.10	.70	.00	.00	.10	.10	.00
				Links 10+	.20	.00	.00	.00	.00	.00	.50	.00	.00	.00
46	1.90	(264,10)	.00	1.90	.00	.20	.00	.10	.70	.00	.00	.20	.10	.00
				Links 10+	.20	.00	.00	.00	.00	.00	.40	.00	.00	.00
47	1.70	(44,19)	.00	1.70	.00	.00	.00	.00	.90	.30	.30	.20	.00	.00
				Links 10+	.00	.00	.00	.00	.00	.00	.00	.00	.00	.00
48	1.70	(44,19)	.00	1.70	.00	.00	.00	.00	.90	.30	.30	.20	.00	.00
				Links 10+	.00	.00	.00	.00	.00	.00	.00	.00	.00	.00
49	1.70	(319, 9)	.00	1.70	.00	.10	.00	.00	.90	.00	.00	.30	.00	.00
				Links 10+	.20	.00	.00	.00	.00	.00	.20	.00	.00	.00
50	1.70	(44,19)	.00	1.70	.00	.00	.00	.00	.80	.40	.40	.10	.00	.00
				Links 10+	.00	.00	.00	.00	.00	.00	.00	.00	.00	.00
51	1.60	(264,10)	.00	1.60	.00	.10	.00	.00	.80	.00	.00	.30	.00	.00
				Links 10+	.20	.00	.00	.00	.00	.00	.20	.00	.00	.00
52	1.60	(44,19)	.00	1.60	.00	.00	.00	.00	.60	.50	.50	.00	.00	.00
				Links 10+	.00	.00	.00	.00	.00	.00	.00	.00	.00	.00
53	1.60	(44,19)	.00	1.60	.00	.00	.00	.00	.50	.60	.50	.00	.00	.00
				Links 10+	.00	.00	.00	.00	.00	.00	.00	.00	.00	.00
54	1.60	(44,19)	.00	1.60	.00	.00	.00	.00	.40	.70	.50	.00	.00	.00
				Links 10+	.00	.00	.00	.00	.00	.00	.00	.00	.00	.00
55	1.50	(264,10)	.00	1.50	.00	.10	.00	.00	.80	.00	.00	.40	.00	.00
				Links 10+	.10	.00	.00	.00	.00	.00	.10	.00	.00	.00
56	1.50	(264,10)	.00	1.50	.00	.10	.00	.00	.80	.00	.00	.40	.00	.00
				Links 10+	.10	.00	.00	.00	.00	.00	.10	.00	.00	.00
57	3.30	(348, 8)	.00	3.30	.70	.00	.00	.00	.00	.00	.00	.00	.00	.00
				Links 10+	.00	.50	.00	.00	.00	.00	.00	2.10	.00	.00
58	2.90	(7, 7)	.00	2.90	.60	.00	.00	.00	.00	.00	.00	.00	.00	.00
				Links 10+	.10	.40	.00	.00	.00	.00	.00	1.80	.00	.00
59	2.50	(115,16)	.00	2.50	.70	.10	.00	.00	.00	.00	.00	.00	.00	.00
				Links 10+	.20	.30	.00	.00	.00	.00	.00	1.20	.00	.00
60	2.20	(44,19)	.00	2.20	.60	.60	.00	.00	.00	.00	.00	.00	.00	.00
				Links 10+	.60	.10	.00	.00	.00	.00	.00	.30	.00	.00

JOB: HSS FDR Air Quality Build/35' Jets

RUN: FDR DRIVE BET E 67TH-75TH STS/35' JETS

CALM DURATION FREQUENCY

Hours of Consecutive Calm Winds	Frequency of Occurrence	(Julian day/hour ending) of Significant Occurrences
1	74	(5, 5)(8, 2)(14,10)(22,15)(23,13)(23,20)(24, 6)(24, 9)(25, 3)(26,13) (29,11)(33, 2)(39,22)(40,15)(61, 8)(62,14)(72,16)(72,18)(72,24)(74,17) (75, 3)(76,14)(87,22)(90,12)(92, 4)(92,10)(95, 3)(99,10)(99,22)(100, 5) (106,12)(110,21)(111,21)(113, 4)(119,11)(119,14)(120, 4)(121,14)(122,10)(125,16) (129, 7)(130, 1)(132, 7)(162, 1)(163, 1)(166, 1)(176, 1)(188, 7)(190, 1)(212, 1) (217, 1)(217, 7)(223, 1)(225, 7)(228, 1)(228, 7)(235, 1)(238, 7)(246, 1)(252, 7) (286, 1)(292, 1)(312, 7)(314, 1)(338,13)(339, 7)(339,13)(341, 7)(344, 1)(344,13) (348, 7)(354, 1)(357, 7)(358, 7)
2	9	(14, 8)(25, 1)(61,23)(74,24)(98,24)(99, 8)(105, 2)(115,24)(123, 6)
4	3	(14,16)(31, 8)(55,18)
5	2	(67, 6)(105, 9)
10	1	(304,17)

Program terminated normally

JOB: HSS FDR Air Quality Build/35' Jets

RUN: FDR DRIVE BET E 67TH-75TH STS/35' JETS

General Information

Run start date: 1/ 1/ 2 Julian: 1
end date: 12/31/ 2 Julian: 365

A Tier 2 approach was used for input data preparation.

The MODE flag has been set to C for calculating CO averages.

Ambient background concentrations are included in the averages below.

Site & Meteorological Constants

VS = .0 CM/S VD = .0 CM/S Z0 = 175. CM ATIM = 60.

Met. Sfc. Sta. Id & Yr = 72503 2002
Upper Air Sta. Id & Yr = 94703 2002

CAUTION: The input years for the Run and Meteorological data differ. The respective values are: 2 and 2002.

Urban mixing heights were processed.

In 2002, Julian day 1 is a Tuesday.

The patterns from the input file have been assigned as follows:

Pattern # 1 is assigned to Monday.
Pattern # 1 is assigned to Tuesday.
Pattern # 1 is assigned to Wednesday.
Pattern # 1 is assigned to Thursday.
Pattern # 1 is assigned to Friday.
Pattern # 1 is assigned to Saturday.
Pattern # 1 is assigned to Sunday.

Link Data Constants - (Variable data in *.LNK file)

LINK DESCRIPTION	LINK COORDINATES (FT) X1	Y1	X2	Y2	LENGTH (FT)	BRG (DEG)	TYPE	H (FT)	W (FT)	NLANES
1. FDR N/B 67th-68th St*	-132.0	-225.0	15.0	-10.0	260.	34.	AG	.0	36.0	
2. FDR N/B 68th-71st St*	15.0	-10.0	438.0	608.0	749.	34.	AG	.0	36.0	
3. FDR N/B 71st St-Site*	438.0	608.0	472.0	657.0	60.	35.	AG	.0	36.0	
4. FDR N/B Site-itself *	472.0	657.0	530.0	743.0	104.	34.	AG	.0	36.0	
5. FDR N/B Site-73rd St*	530.0	743.0	773.0	1098.0	430.	34.	AG	.0	36.0	
6. FDR N/B 73rd-75th St*	773.0	1098.0	1056.0	1625.0	598.	28.	AG	.0	36.0	

JOB: HSS FDR Air Quality Build/35' Jets

RUN: FDR DRIVE BET E 67TH-75TH STS/35' JETS

Link Data Constants - (Variable data in *.LNK file)

LINK DESCRIPTION	LINK COORDINATES (FT) X1	Y1	X2	Y2	LENGTH (FT)	BRG (DEG)	TYPE	H (FT)	W (FT)	NLANES
7. FDR S/B 75th-73rd St	743.0	1118.0	1026.0	1645.0	598.	28.	AG	.0	36.0	
8. FDR S/B 73rd St-Site	500.0	763.0	743.0	1118.0	430.	34.	AG	.0	36.0	
9. FDR S/B Site-itself	442.0	679.0	500.0	763.0	102.	35.	AG	.0	36.0	
10. FDR S/B Site-71st St	408.0	628.0	442.0	679.0	61.	34.	AG	.0	36.0	
11. FDR S/B 71st-68th St	-15.0	10.0	408.0	628.0	749.	34.	AG	.0	36.0	
12. FDR S/B 68th-67th St	-162.0	-205.0	-15.0	10.0	260.	34.	AG	.0	36.0	
13. FDR Service 73-Site	477.0	779.0	720.0	1134.0	430.	34.	AG	.0	32.0	
14. FDR Service Rd Site	419.0	695.0	477.0	779.0	102.	35.	AG	.0	32.0	
15. FDR Service Site-71	385.0	644.0	419.0	695.0	61.	34.	AG	.0	32.0	
16. FDR Service 68-71 St	-38.0	26.0	385.0	644.0	749.	34.	AG	.0	32.0	
17. FDR N/B 35' Jet 71St	530.0	743.0	550.0	772.0	35.	35.	AG	.0	32.0	
18. FDR S/B 35' Jet 68St	-15.0	10.0	-35.0	-19.0	35.	215.	AG	.0	32.0	

Receptor Data

RECEPTOR	COORDINATES (FT) X	Y	Z
1. RECEPTOR 1	34.0	-23.0	6.0
2. RECEPTOR 2	48.0	-4.0	6.0
3. RECEPTOR 3	62.0	17.0	6.0
4. RECEPTOR 4	75.0	37.0	6.0
5. RECEPTOR 5	89.0	57.0	6.0
6. RECEPTOR 6	103.0	77.0	6.0
7. RECEPTOR 7	117.0	97.0	6.0
8. RECEPTOR 8	130.0	117.0	6.0
9. RECEPTOR 9	144.0	137.0	6.0
10. RECEPTOR 10	158.0	158.0	6.0
11. RECEPTOR 11	172.0	178.0	6.0
12. RECEPTOR 12	186.0	198.0	6.0
13. RECEPTOR 13	199.0	218.0	6.0
14. RECEPTOR 14	213.0	238.0	6.0
15. RECEPTOR 15	227.0	258.0	6.0
16. RECEPTOR 16	241.0	278.0	6.0
17. RECEPTOR 17	255.0	299.0	6.0
18. RECEPTOR 18	268.0	319.0	6.0
19. RECEPTOR 19	282.0	339.0	6.0
20. RECEPTOR 20	296.0	359.0	6.0
21. RECEPTOR 21	310.0	379.0	6.0
22. RECEPTOR 22	323.0	399.0	6.0

Receptor Data

RECEPTOR	COORDINATES (FT) X	Y	Z
23. RECEPTOR 23	337.0	419.0	6.0
24. RECEPTOR 24	351.0	440.0	6.0
25. RECEPTOR 25	365.0	460.0	6.0
26. RECEPTOR 26	379.0	480.0	6.0
27. RECEPTOR 27	392.0	500.0	6.0
28. RECEPTOR 28	406.0	520.0	6.0
29. RECEPTOR 29	420.0	540.0	6.0
30. RECEPTOR 30	434.0	561.0	6.0
31. RECEPTOR 31	447.0	581.0	6.0
32. RECEPTOR 32	461.0	601.0	6.0
33. RECEPTOR 33	475.0	621.0	6.0
34. RECEPTOR 34	489.0	641.0	6.0
35. RECEPTOR 35	503.0	661.0	6.0
36. RECEPTOR 36	516.0	681.0	6.0
37. RECEPTOR 37	530.0	702.0	6.0
38. RECEPTOR 38	544.0	722.0	6.0
39. RECEPTOR 39	558.0	742.0	6.0
40. RECEPTOR 40	571.0	762.0	6.0
41. RECEPTOR 41	585.0	782.0	6.0
42. RECEPTOR 42	599.0	802.0	6.0
43. RECEPTOR 43	613.0	822.0	6.0
44. RECEPTOR 44	627.0	843.0	6.0
45. RECEPTOR 45	640.0	863.0	6.0
46. RECEPTOR 46	654.0	883.0	6.0
47. RECEPTOR 47	668.0	903.0	6.0
48. RECEPTOR 48	682.0	923.0	6.0
49. RECEPTOR 49	696.0	943.0	6.0
50. RECEPTOR 50	709.0	964.0	6.0
51. RECEPTOR 51	723.0	984.0	6.0
52. RECEPTOR 52	737.0	1004.0	6.0
53. RECEPTOR 53	751.0	1024.0	6.0
54. RECEPTOR 54	764.0	1044.0	6.0
55. RECEPTOR 55	778.0	1064.0	6.0
56. RECEPTOR 56	792.0	1084.0	6.0
57. RECEPTOR 57	20.0	-44.0	6.0
58. RECEPTOR 58	6.0	-64.0	6.0
59. RECEPTOR 59	-7.0	-84.0	6.0
60. RECEPTOR 60	-21.0	-104.0	6.0

JOB: HSS FDR Air Quality Build/35' Jets

RUN: FDR DRIVE BET E 67TH-75TH STS/35' JETS

Model Results

Remarks : In search of the wind direction corresponding to the maximum concentration, only the first direction, of the directions with the same maximum concentrations, is indicated as the maximum.

* MAXIMUM HOURLY CONCENTRATIONS WITH ANY AMBIENT BACKGROUND CONCENTRATIONS (BKG) ADDED
* (PPM)

*	REC1	REC2	REC3	REC4	REC5	REC6	REC7	REC8	REC9	REC10
MAX+BKG *	3.1	2.9	2.9	2.7	2.7	2.5	2.4	2.4	2.4	2.4
- BKG *	.0	.0	.0	.0	.0	.0	.0	.0	.0	.0
MAX *	3.1	2.9	2.9	2.7	2.7	2.5	2.4	2.4	2.4	2.4
WIND DIR*	301	258	258	258	237	237	237	237	237	237
JULIAN *	11	24	24	24	21	21	21	21	21	21
HOUR *	8	17	17	17	8	8	8	8	8	8

*	REC11	REC12	REC13	REC14	REC15	REC16	REC17	REC18	REC19	REC20
MAX+BKG *	2.3	2.2	2.1	2.1	2.2	2.2	2.1	2.2	2.2	2.1
- BKG *	.0	.0	.0	.0	.0	.0	.0	.0	.0	.0
MAX *	2.3	2.2	2.1	2.1	2.2	2.2	2.1	2.2	2.2	2.1
WIND DIR*	237	237	237	226	237	237	237	237	237	237
JULIAN *	21	21	21	225	21	21	21	21	21	21
HOUR *	8	8	8	7	8	8	8	8	8	8

*	REC21	REC22	REC23	REC24	REC25	REC26	REC27	REC28	REC29	REC30
MAX+BKG *	2.1	2.2	2.2	2.2	2.2	2.2	2.2	2.2	2.2	2.2
- BKG *	.0	.0	.0	.0	.0	.0	.0	.0	.0	.0
MAX *	2.1	2.2	2.2	2.2	2.2	2.2	2.2	2.2	2.2	2.2
WIND DIR*	237	237	237	237	237	237	237	237	237	237
JULIAN *	21	21	21	21	21	21	21	21	21	21
HOUR *	8	8	8	8	8	8	8	8	8	8

*	REC31	REC32	REC33	REC34	REC35	REC36	REC37	REC38	REC39	REC40
MAX+BKG *	2.2	2.1	2.1	2.0	2.0	2.4	3.4	5.1	5.7	5.1
- BKG *	.0	.0	.0	.0	.0	.0	.0	.0	.0	.0
MAX *	2.2	2.1	2.1	2.0	2.0	2.4	3.4	5.1	5.7	5.1
WIND DIR*	237	237	237	237	28	3	3	352	301	258
JULIAN *	21	21	21	21	116	304	304	252	11	24
HOUR *	8	8	8	8	21	18	18	8	8	17

JOB: HSS FDR Air Quality Build/35' Jets

RUN: FDR DRIVE BET E 67TH-75TH STS/35' JETS

* MAXIMUM HOURLY CONCENTRATIONS WITH ANY AMBIENT BACKGROUND CONCENTRATIONS (BKG) ADDED
(PPM)

	REC41	REC42	REC43	REC44	REC45	REC46	REC47	REC48	REC49	REC50
MAX+BKG	4.1	3.0	2.6	2.3	2.2	2.0	1.9	1.8	1.8	1.8
- BKG	.0	.0	.0	.0	.0	.0	.0	.0	.0	.0
MAX	4.1	3.0	2.6	2.3	2.2	2.0	1.9	1.8	1.8	1.8
WIND DIR	237	237	226	224	226	224	224	224	237	237
JULIAN	21	21	225	208	225	208	208	208	21	21
HOUR	8	8	7	20	7	20	20	20	8	8

	REC51	REC52	REC53	REC54	REC55	REC56	REC57	REC58	REC59	REC60
MAX+BKG	1.8	1.8	1.8	1.8	1.8	1.7	3.2	3.2	3.0	2.8
- BKG	.0	.0	.0	.0	.0	.0	.0	.0	.0	.0
MAX	1.8	1.8	1.8	1.8	1.8	1.7	3.2	3.2	3.0	2.8
WIND DIR	237	237	3	3	3	237	301	328	352	3
JULIAN	21	21	304	304	304	21	11	344	252	304
HOUR	8	8	18	18	18	8	8	17	8	18

THE HIGHEST CONCENTRATION OF 5.70 PPM OCCURRED AT RECEPTOR REC39.

JOB: HSS FDR Air Quality Build/35' Jets

RUN: FDR DRIVE BET E 67TH-75TH STS/35' JETS

==========
Output Section
==========

NOTES PERTAINING TO THE REPORT

1. THE HIGHEST AVERAGE IN EACH OF THE FIRST TWO COLUMNS OF EACH TABLE BELOW ARE SUFFIXED BY AN ASTERISK (*). FOR PM OUTPUT, THERE IS ONLY ONE COLUMN AND ASTERISK FOR THE ANNUAL AVERAGE/PERIOD OF CONCERN TABLE.

2. THE NUMBERS IN PARENTHESES ARE THE JULIAN DAY AND ENDING HOUR FOR THE PRECEDING AVERAGE.

3. THE NUMBER OF CALM HOURS USED IN PRODUCING EACH AVERAGE ARE PREFIXED BY A C.

PRIMARY AVERAGES.

MAXIMUM 8-HOUR RUNNING NONOVERLAPPING AVERAGE CONCENTRATIONS
IN PARTS PER MILLION (PPM),
INCLUDING AMBIENT BACKGROUND CONCENTRATIONS.

Receptor Number	Highest Conc	Highest Ending Day Hr	Highest Calm	Second highest Conc	Second highest Ending Day Hr	Second highest Calm
1	1.68	(238,17)	C 2	1.68	(11,13)	C 0
2	1.38	(238,17)	C 2	1.24	(324,13)	C 0
3	1.11	(38,22)	C 1	1.10	(24,22)	C 0
4	1.16	(38,22)	C 1	1.15	(304,21)	C 2
5	1.17	(352,24)	C 2	1.15	(304,21)	C 2
6	1.15	(352,24)	C 2	1.13	(304,21)	C 2
7	1.13	(352,24)	C 2	1.10	(304,21)	C 2
8	1.15	(352,24)	C 2	1.15	(304,21)	C 2
9	1.12	(352,24)	C 2	1.12	(304,21)	C 2
10	1.15	(304,21)	C 2	1.13	(352,24)	C 2
11	1.12	(352,24)	C 2	1.12	(304,21)	C 2
12	1.13	(352,24)	C 2	1.07	(304,21)	C 2
13	1.15	(304,21)	C 2	1.13	(352,24)	C 2
14	1.13	(304,21)	C 2	1.12	(352,24)	C 2
15	1.10	(352,24)	C 2	1.10	(304,21)	C 2
16	1.10	(304,21)	C 2	1.08	(352,24)	C 2
17	1.08	(304,21)	C 2	1.05	(352,24)	C 2
18	1.13	(304,21)	C 2	1.07	(352,24)	C 2
19	1.10	(304,21)	C 2	1.07	(352,24)	C 2
20	1.07	(352,24)	C 2	1.05	(304,21)	C 2
21	1.05	(352,24)	C 2	1.05	(304,21)	C 2
22	1.07	(304,21)	C 2	1.05	(352,24)	C 2
23	1.05	(352,24)	C 2	1.03	(304,21)	C 2
24	1.07	(352,24)	C 2	1.05	(304,21)	C 2

JOB: HSS FDR Air Quality Build/35' Jets RUN: FDR DRIVE BET E 67TH-75TH STS/35' JETS

MAXIMUM 8-HOUR RUNNING NONOVERLAPPING AVERAGE CONCENTRATIONS
IN PARTS PER MILLION (PPM),
INCLUDING AMBIENT BACKGROUND CONCENTRATIONS.

Receptor Number	Highest Conc	Highest Ending Day Hr	Highest Calm	Second highest Conc	Second highest Ending Day Hr	Second highest Calm
25	1.08	(352,24)	C 2	1.05	(304,21)	C 2
26	1.08	(352,24)	C 2	1.03	(304,21)	C 2
27	1.10	(352,24)	C 2	1.05	(304,21)	C 2
28	1.10	(352,24)	C 2	1.03	(304,21)	C 2
29	1.08	(352,24)	C 2	1.05	(304,21)	C 2
30	1.08	(352,24)	C 2	1.03	(304,21)	C 2
31	1.08	(352,24)	C 2	.99	(47,12)	C 1
32	1.02	(352,24)	C 2	.94	(27,13)	C 0
33	.97	(352,24)	C 2	.94	(27,14)	C 0
34	.94	(267,23)	C 0	.93	(243, 1)	C 1
35	1.07	(243, 1)	C 1	1.03	(267,23)	C 0
36	1.30	(243, 1)	C 1	1.24	(267,23)	C 0
37	1.61	(267,23)	C 0	1.50	(243, 1)	C 1
38	2.55	(304,19)	C 2	2.37	(252,13)	C 2
39	2.94*	(11,13)	C 0	2.89*	(114,13)	C 1
40	2.12	(238,17)	C 2	2.06	(24,22)	C 0
41	1.60	(352,24)	C 2	1.59	(27,13)	C 0
42	1.32	(27,13)	C 0	1.30	(352,24)	C 2
43	1.15	(352,24)	C 2	1.11	(47,12)	C 1
44	1.05	(352,24)	C 2	1.00	(27,13)	C 0
45	1.02	(304,21)	C 2	1.00	(352,24)	C 2
46	.95	(352,24)	C 2	.95	(304,21)	C 2
47	.95	(352,24)	C 2	.90	(304,21)	C 2
48	.95	(352,24)	C 2	.88	(304,21)	C 2
49	.92	(352,24)	C 2	.90	(304,21)	C 2
50	.98	(352,24)	C 2	.92	(304,21)	C 2
51	.98	(352,24)	C 2	.90	(304,21)	C 2
52	.98	(352,24)	C 2	.90	(304,21)	C 2
53	.97	(352,24)	C 2	.93	(304,21)	C 2
54	.97	(352,24)	C 2	.95	(304,21)	C 2
55	.97	(352,24)	C 2	.93	(304,21)	C 2
56	.93	(352,24)	C 2	.85	(304,21)	C 2
57	1.66	(11,13)	C 0	1.59	(297,15)	C 1
58	1.61	(297,15)	C 1	1.57	(304,19)	C 2
59	1.45	(304,19)	C 2	1.35	(252,13)	C 2
60	1.32	(304,19)	C 2	1.23	(252,13)	C 2

FIVE HIGHEST 1-HOUR END-TO-END AVERAGE CONCENTRATIONS IN PARTS PER MILLION
INCLUDING AMBIENT BACKGROUND CONCENTRATIONS.

Rcptr No.	Highest Conc	Highest Ending Day Hr	Highest Calm	Second Highest Conc	Second Highest Ending Day Hr	Second Highest Calm	Third Highest Conc	Third Highest Ending Day Hr	Third Highest Calm	Fourth Highest Conc	Fourth Highest Ending Day Hr	Fourth Highest Calm	Fifth Highest Conc	Fifth Highest Ending Day Hr	Fifth Highest Calm
1	3.10	(11, 8)	C 0	3.10	(108, 7)	C 0	2.80	(11, 7)	C 0	2.80	(11, 9)	C 0	2.80	(307,20)	C 0

JOB: HSS FDR Air Quality Build/35' Jets

RUN: FDR DRIVE BET E 67TH-75TH STS/35' JETS

FIVE HIGHEST 1-HOUR END-TO-END AVERAGE CONCENTRATIONS IN PARTS PER MILLION
INCLUDING AMBIENT BACKGROUND CONCENTRATIONS.

Rcptr	Highest			Second Highest			Third Highest			Fourth Highest			Fifth Highest		
No.	Conc	Ending Day Hr	Calm	Conc	Ending Day Hr	Calm	Conc	Ending Day Hr	Calm	Conc	Ending Day Hr	Calm	Conc	Ending Day Hr	Calm
2	2.90	(24,17)	C 0	2.30	(308,15)	C 0	2.20	(19, 9)	C 0	2.20	(163,19)	C 0	2.20	(297,21)	C 0
3	2.90	(24,17)	C 0	2.50	(308,15)	C 0	2.40	(21, 8)	C 0	2.30	(24, 8)	C 0	2.10	(167,15)	C 0
4	2.70	(24,17)	C 0	2.70	(21, 8)	C 0	2.50	(308,15)	C 0	2.20	(24, 8)	C 0	2.20	(256, 8)	C 0
5	2.70	(21, 8)	C 0	2.20	(70,17)	C 0	2.20	(24,17)	C 0	2.20	(47,10)	C 0	2.20	(308,15)	C 0
6	2.50	(21, 8)	C 0	2.10	(24,17)	C 0	2.10	(47,10)	C 0	2.10	(251,22)	C 0	2.10	(304,18)	C 0
7	2.40	(21, 8)	C 0	2.00	(225, 7)	C 0	2.00	(256, 8)	C 0	2.00	(304,18)	C 0	2.00	(47,10)	C 0
8	2.40	(21, 8)	C 0	2.10	(47,10)	C 0	2.10	(225, 7)	C 0	2.10	(304,18)	C 0	2.00	(251,22)	C 0
9	2.40	(21, 8)	C 0	2.10	(304,18)	C 0	2.00	(47,10)	C 0	2.00	(225, 7)	C 0	1.90	(27, 8)	C 0
10	2.40	(21, 8)	C 0	2.10	(208,20)	C 0	2.10	(304,18)	C 0	2.00	(47,10)	C 0	2.00	(225, 7)	C 0
11	2.30	(21, 8)	C 0	2.10	(225, 7)	C 0	2.10	(304,18)	C 0	1.90	(47,10)	C 0	1.90	(208,20)	C 0
12	2.20	(21, 8)	C 0	2.00	(225, 7)	C 0	2.00	(304,18)	C 0	1.90	(47,10)	C 0	1.90	(353,18)	C 0
13	2.10	(21, 8)	C 0	2.10	(304,18)	C 0	2.00	(225, 7)	C 0	1.90	(208,20)	C 0	1.90	(27, 8)	C 0
14	2.10	(225, 7)	C 0	2.10	(21, 8)	C 0	2.00	(208,20)	C 0	2.00	(304,18)	C 0	1.90	(47,10)	C 0
15	2.20	(21, 8)	C 0	2.10	(225, 7)	C 0	2.00	(208,20)	C 0	1.90	(47,10)	C 0	1.90	(304,18)	C 0
16	2.20	(21, 8)	C 0	2.00	(225, 7)	C 0	1.90	(47,10)	C 0	1.90	(208,20)	C 0	1.90	(304,18)	C 0
17	2.10	(21, 8)	C 0	2.00	(225, 7)	C 0	1.90	(47,10)	C 0	1.90	(208,20)	C 0	1.90	(192,16)	C 0
18	2.20	(21, 8)	C 0	2.00	(208,20)	C 0	2.00	(225, 7)	C 0	1.90	(47,10)	C 0	1.90	(192,16)	C 0
19	2.20	(21, 8)	C 0	2.00	(208,20)	C 0	2.00	(225, 7)	C 0	1.90	(307,21)	C 0	1.90	(353,18)	C 0
20	2.10	(21, 8)	C 0	2.10	(208,20)	C 0	2.10	(225, 7)	C 0	1.90	(192,16)	C 0	1.80	(29, 8)	C 0
21	2.10	(21, 8)	C 0	2.10	(208,20)	C 0	2.00	(225, 7)	C 0	1.80	(47,10)	C 0	1.80	(192,16)	C 0
22	2.20	(21, 8)	C 0	2.10	(208,20)	C 0	2.10	(225, 7)	C 0	1.90	(192,16)	C 0	1.80	(116,21)	C 0
23	2.20	(21, 8)	C 0	2.10	(225, 7)	C 0	2.00	(208,20)	C 0	1.80	(192,16)	C 0	1.80	(251,22)	C 0
24	2.20	(21, 8)	C 0	2.10	(225, 7)	C 0	2.00	(208,20)	C 0	1.90	(47,10)	C 0	1.80	(29, 8)	C 0
25	2.20	(21, 8)	C 0	2.10	(225, 7)	C 0	2.00	(208,20)	C 0	1.90	(47,10)	C 0	1.80	(307,21)	C 0
26	2.20	(21, 8)	C 0	2.10	(225, 7)	C 0	2.00	(208,20)	C 0	1.90	(307,21)	C 0	1.90	(47,10)	C 0
27	2.20	(21, 8)	C 0	2.00	(192,16)	C 0	2.00	(208,20)	C 0	2.00	(225, 7)	C 0	1.90	(47,10)	C 0
28	2.20	(21, 8)	C 0	2.00	(208,20)	C 0	2.00	(225, 7)	C 0	1.90	(116,21)	C 0	1.90	(307,21)	C 0
29	2.20	(21, 8)	C 0	1.90	(192,16)	C 0	1.90	(47,10)	C 0	1.90	(208,20)	C 0	1.90	(225, 7)	C 0
30	2.20	(21, 8)	C 0	2.00	(192,16)	C 0	1.90	(47,10)	C 0	1.90	(208,20)	C 0	1.90	(225, 7)	C 0
31	2.20	(21, 8)	C 0	2.00	(47,10)	C 0	2.00	(225, 7)	C 0	1.90	(192,16)	C 0	1.90	(208,20)	C 0
32	2.10	(21, 8)	C 0	2.00	(225, 7)	C 0	1.90	(47,10)	C 0	1.80	(208,20)	C 0	1.70	(27, 8)	C 0
33	2.10	(21, 8)	C 0	1.90	(225, 7)	C 0	1.90	(47,10)	C 0	1.80	(208,20)	C 0	1.80	(307,21)	C 0
34	2.00	(21, 8)	C 0	1.80	(47,10)	C 0	1.80	(116,21)	C 0	1.80	(225, 7)	C 0	1.80	(307,21)	C 0
35	2.00	(116,21)	C 0	2.00	(307,21)	C 0	1.80	(239, 7)	C 0	1.80	(249,17)	C 0	1.80	(21, 8)	C 0
36	2.40	(304,18)	C 0	2.40	(307,21)	C 0	2.10	(242,23)	C 0	2.10	(116,21)	C 0	2.10	(297,19)	C 0
37	3.40	(304,18)	C 0	3.00	(307,21)	C 0	2.90	(328,20)	C 0	2.70	(249,17)	C 0	2.70	(252, 8)	C 0
38	5.10	(252, 8)	C 0	5.10	(293,18)	C 0	5.00	(304,18)	C 0	4.50	(328,20)	C 0	4.40	(260,20)	C 0
39	5.70*	(11, 8)	C 0	5.60*	(286,19)	C 0	5.40	(11, 9)	C 0	5.30	(114, 7)	C 0	5.20	(11, 7)	C 0
40	5.10	(24,17)	C 0	4.40	(21, 8)	C 0	4.40	(308,15)	C 0	3.90	(24, 8)	C 0	3.60	(163,19)	C 0
41	4.10	(21, 8)	C 0	3.20	(47,10)	C 0	3.20	(225, 7)	C 0	3.10	(27, 8)	C 0	3.10	(24,17)	C 0
42	3.00	(21, 8)	C 0	2.80	(208,20)	C 0	2.80	(225, 7)	C 0	2.60	(27, 8)	C 0	2.60	(353,18)	C 0

JOB: HSS FDR Air Quality Build/35' Jets

RUN: FDR DRIVE BET E 67TH-75TH STS/35' JETS

FIVE HIGHEST 1-HOUR END-TO-END AVERAGE CONCENTRATIONS IN PARTS PER MILLION
INCLUDING AMBIENT BACKGROUND CONCENTRATIONS.

Rcptr	Highest			Second Highest			Third Highest			Fourth Highest			Fifth Highest		
No.	Conc	Ending Day Hr	Calm	Conc	Ending Day Hr	Calm	Conc	Ending Day Hr	Calm	Conc	Ending Day Hr	Calm	Conc	Ending Day Hr	Calm
43	2.60	(225, 7)	C 0	2.50	(21, 8)	C 0	2.50	(208,20)	C 0	2.40	(47,10)	C 0	2.20	(353,18)	C 0
44	2.30	(208,20)	C 0	2.30	(225, 7)	C 0	2.20	(21, 8)	C 0	2.00	(47,10)	C 0	1.90	(27, 8)	C 0
45	2.20	(225, 7)	C 0	2.00	(21, 8)	C 0	2.00	(208,20)	C 0	1.90	(29, 8)	C 0	1.80	(27, 8)	C 0
46	2.00	(208,20)	C 0	2.00	(225, 7)	C 0	2.00	(21, 8)	C 0	1.80	(29, 8)	C 0	1.80	(192,16)	C 0
47	1.90	(208,20)	C 0	1.80	(225, 7)	C 0	1.80	(21, 8)	C 0	1.70	(192,16)	C 0	1.70	(304,18)	C 0
48	1.80	(208,20)	C 0	1.80	(225, 7)	C 0	1.80	(21, 8)	C 0	1.70	(192,16)	C 0	1.60	(47,10)	C 0
49	1.80	(21, 8)	C 0	1.70	(208,20)	C 0	1.70	(225, 7)	C 0	1.60	(307,21)	C 0	1.60	(192,16)	C 0
50	1.80	(21, 8)	C 0	1.70	(208,20)	C 0	1.70	(225, 7)	C 0	1.60	(192,16)	C 0	1.60	(252, 8)	C 0
51	1.80	(21, 8)	C 0	1.70	(225, 7)	C 0	1.60	(47,10)	C 0	1.60	(192,16)	C 0	1.60	(208,20)	C 0
52	1.80	(21, 8)	C 0	1.80	(304,18)	C 0	1.60	(192,16)	C 0	1.60	(47,10)	C 0	1.60	(208,20)	C 0
53	1.80	(304,18)	C 0	1.70	(21, 8)	C 0	1.60	(208,20)	C 0	1.60	(47,10)	C 0	1.60	(225, 7)	C 0
54	1.80	(304,18)	C 0	1.70	(21, 8)	C 0	1.70	(47,10)	C 0	1.70	(225, 7)	C 0	1.60	(208,20)	C 0
55	1.80	(304,18)	C 0	1.70	(21, 8)	C 0	1.70	(47,10)	C 0	1.70	(192,16)	C 0	1.70	(225, 7)	C 0
56	1.70	(21, 8)	C 0	1.70	(225, 7)	C 0	1.60	(208,20)	C 0	1.60	(47,10)	C 0	1.60	(304,18)	C 0
57	3.20	(11, 8)	C 0	3.20	(286,19)	C 0	3.00	(114, 7)	C 0	2.90	(11, 7)	C 0	2.90	(11, 9)	C 0
58	3.20	(344,17)	C 0	3.20	(352,17)	C 0	2.80	(293,18)	C 0	2.80	(192,16)	C 0	2.60	(252, 8)	C 0
59	3.00	(252, 8)	C 0	2.90	(293,18)	C 0	2.70	(304,18)	C 0	2.50	(111,22)	C 0	2.50	(192,16)	C 0
60	2.80	(304,18)	C 0	2.50	(252, 8)	C 0	2.40	(293,18)	C 0	2.40	(328,20)	C 0	2.30	(192,16)	C 0

MAXIMUM 8-HOUR AVERAGED LINK CONTRIBUTIONS
IN PARTS PER MILLION (PPM)
INCLUDING AMBIENT BACKGROUND CONCENTRATIONS.

Rcptr No.	Total Conc	Ending Day Hr	Ambient Backgnd	Total Link	Link +1	Link +2	Link +3	Link +4	Link +5	Link +6	Link +7	Link +8	Link +9	Link +10
1	1.68	(238,17)	.00	1.68	.25	.27	.00	.00	.00	.00	.00	.00	.00	.00
			Links	10+	.13	.18	.00	.00	.00	.00	.00	.85	.00	.00
2	1.38	(238,17)	.00	1.38	.03	.57	.00	.00	.00	.00	.00	.00	.00	.00
			Links	10+	.25	.07	.00	.00	.00	.00	.00	.47	.00	.00
3	1.11	(38,22)	.00	1.11	.17	.39	.00	.00	.00	.00	.00	.00	.00	.00
			Links	10+	.04	.17	.00	.00	.00	.00	.00	.34	.00	.00
4	1.16	(38,22)	.00	1.16	.11	.50	.00	.00	.00	.00	.00	.00	.00	.00
			Links	10+	.09	.14	.00	.00	.00	.00	.00	.31	.00	.00
5	1.17	(352,24)	.00	1.17	.13	.53	.00	.00	.00	.00	.00	.00	.00	.00
			Links	10+	.15	.15	.00	.00	.00	.00	.00	.20	.00	.00
6	1.15	(352,24)	.00	1.15	.12	.57	.00	.00	.00	.00	.00	.00	.00	.00
			Links	10+	.17	.12	.00	.00	.00	.00	.00	.18	.00	.00
7	1.13	(352,24)	.00	1.13	.08	.58	.00	.00	.00	.00	.00	.00	.00	.00
			Links	10+	.20	.10	.00	.00	.00	.00	.00	.17	.00	.00

JOB: HSS FDR Air Quality Build/35' Jets

RUN: FDR DRIVE BET E 67TH-75TH STS/35' JETS

LINK CONTRIBUTION TABLES

MAXIMUM 8-HOUR AVERAGED LINK CONTRIBUTIONS
IN PARTS PER MILLION (PPM)
INCLUDING AMBIENT BACKGROUND CONCENTRATIONS.

Rcptr No.	Total Conc	Ending Day Hr	Ambient Backgnd	Total Link	Link +1	Link +2	Link +3	Link +4	Link +5	Link +6	Link +7	Link +8	Link +9	Link +10
8	1.15	(352,24)	.00	1.15	.07	.63	.00	.00	.00	.00	.00	.00	.00	.00
			Links	10+	.22	.08	.00	.00	.00	.00	.00	.15	.00	.00
9	1.12	(352,24)	.00	1.12	.07	.63	.00	.00	.00	.00	.00	.00	.00	.00
			Links	10+	.22	.08	.00	.00	.00	.00	.00	.12	.00	.00
10	1.15	(304,21)	.00	1.15	.02	.73	.00	.00	.00	.00	.00	.00	.00	.00
			Links	10+	.33	.02	.00	.00	.00	.02	.00	.03	.00	.00
11	1.12	(352,24)	.00	1.12	.05	.67	.00	.00	.00	.00	.00	.00	.00	.00
			Links	10+	.25	.05	.00	.00	.00	.00	.00	.10	.00	.00
12	1.13	(352,24)	.00	1.13	.05	.68	.00	.00	.00	.00	.00	.00	.00	.00
			Links	10+	.27	.05	.00	.00	.00	.00	.00	.08	.00	.00
13	1.15	(304,21)	.00	1.15	.02	.73	.00	.00	.00	.00	.00	.00	.00	.00
			Links	10+	.35	.02	.00	.00	.00	.02	.00	.02	.00	.00
14	1.13	(304,21)	.00	1.13	.02	.72	.00	.00	.00	.00	.00	.02	.00	.00
			Links	10+	.33	.02	.00	.00	.00	.02	.00	.02	.00	.00
15	1.10	(352,24)	.00	1.10	.02	.68	.00	.00	.00	.00	.00	.00	.00	.00
			Links	10+	.30	.05	.00	.00	.00	.00	.00	.05	.00	.00
16	1.10	(304,21)	.00	1.10	.02	.70	.00	.00	.02	.00	.00	.02	.00	.00
			Links	10+	.30	.02	.00	.00	.00	.02	.00	.02	.00	.00
17	1.08	(304,21)	.00	1.08	.00	.70	.00	.00	.02	.00	.00	.02	.00	.00
			Links	10+	.30	.02	.00	.00	.00	.00	.02	.02	.00	.00
18	1.13	(304,21)	.00	1.13	.00	.73	.00	.00	.02	.00	.00	.02	.00	.00
			Links	10+	.32	.02	.00	.00	.00	.00	.02	.02	.00	.00
19	1.10	(304,21)	.00	1.10	.00	.70	.00	.00	.02	.00	.00	.02	.00	.00
			Links	10+	.32	.02	.00	.00	.00	.00	.02	.02	.00	.00
20	1.07	(352,24)	.00	1.07	.00	.72	.00	.00	.00	.00	.00	.00	.00	.00
			Links	10+	.32	.00	.00	.00	.00	.00	.00	.03	.00	.00
21	1.05	(352,24)	.00	1.05	.00	.72	.00	.00	.00	.00	.00	.00	.00	.00
			Links	10+	.32	.00	.00	.00	.00	.00	.00	.02	.00	.00
22	1.07	(304,21)	.00	1.07	.00	.70	.00	.00	.02	.00	.02	.02	.00	.00
			Links	10+	.28	.00	.00	.00	.00	.00	.02	.02	.00	.00
23	1.05	(352,24)	.00	1.05	.00	.73	.00	.00	.00	.00	.00	.00	.00	.00
			Links	10+	.32	.00	.00	.00	.00	.00	.00	.00	.00	.00
24	1.07	(352,24)	.00	1.07	.00	.75	.00	.00	.00	.00	.00	.00	.00	.00
			Links	10+	.32	.00	.00	.00	.00	.00	.00	.00	.00	.00
25	1.08	(352,24)	.00	1.08	.00	.73	.00	.00	.00	.00	.00	.00	.00	.00
			Links	10+	.35	.00	.00	.00	.00	.00	.00	.00	.00	.00
26	1.08	(352,24)	.00	1.08	.00	.73	.00	.00	.00	.00	.00	.00	.00	.00
			Links	10+	.35	.00	.00	.00	.00	.00	.00	.00	.00	.00

JOB: HSS FDR Air Quality Build/35' Jets

RUN: FDR DRIVE BET E 67TH-75TH STS/35' JETS

LINK CONTRIBUTION TABLES

MAXIMUM 8-HOUR AVERAGED LINK CONTRIBUTIONS
IN PARTS PER MILLION (PPM)
INCLUDING AMBIENT BACKGROUND CONCENTRATIONS.

Rcptr No.	Total Conc	Ending Day Hr	Ambient Backgnd	Total Link	Link +1	Link +2	Link +3	Link +4	Link +5	Link +6	Link +7	Link +8	Link +9	Link +10
27	1.10	(352,24)	.00	1.10	.00	.75	.00	.00	.00	.00	.00	.00	.00	.00
			Links 10+		.35	.00	.00	.00	.00	.00	.00	.00	.00	.00
28	1.10	(352,24)	.00	1.10	.00	.75	.00	.00	.00	.00	.00	.00	.00	.00
			Links 10+		.35	.00	.00	.00	.00	.00	.00	.00	.00	.00
29	1.08	(352,24)	.00	1.08	.00	.75	.00	.00	.00	.00	.00	.00	.00	.00
			Links 10+		.33	.00	.00	.00	.00	.00	.00	.00	.00	.00
30	1.08	(352,24)	.00	1.08	.00	.75	.00	.00	.00	.00	.00	.00	.00	.02
			Links 10+		.32	.00	.00	.00	.00	.00	.00	.00	.00	.00
31	1.08	(352,24)	.00	1.08	.00	.72	.03	.00	.00	.00	.00	.00	.00	.05
			Links 10+		.28	.00	.00	.00	.00	.00	.00	.00	.00	.00
32	1.02	(352,24)	.00	1.02	.00	.58	.12	.00	.00	.00	.00	.00	.00	.07
			Links 10+		.25	.00	.00	.00	.00	.00	.00	.00	.00	.00
33	.97	(352,24)	.00	.97	.00	.43	.23	.00	.00	.00	.00	.00	.02	.03
			Links 10+		.25	.00	.00	.00	.00	.00	.00	.00	.00	.00
34	.94	(267,23)	.00	.94	.00	.00	.00	.24	.15	.03	.03	.18	.04	.00
			Links 10+		.00	.00	.00	.00	.00	.00	.29	.00	.00	.00
35	1.07	(243, 1)	.00	1.07	.00	.00	.00	.16	.23	.04	.04	.17	.00	.00
			Links 10+		.00	.00	.00	.00	.00	.00	.43	.00	.00	.00
36	1.30	(243, 1)	.00	1.30	.00	.00	.00	.14	.30	.04	.06	.19	.00	.00
			Links 10+		.00	.00	.00	.00	.00	.00	.57	.00	.00	.00
37	1.61	(267,23)	.00	1.61	.00	.00	.00	.10	.35	.03	.04	.21	.00	.00
			Links 10+		.00	.00	.01	.00	.00	.00	.88	.00	.00	.00
38	2.55	(304,19)	.00	2.55	.00	.00	.00	.08	.43	.02	.02	.25	.02	.00
			Links 10+		.00	.00	.03	.00	.00	.00	1.70	.00	.00	.00
39	2.94	(11,13)	.00	2.94	.00	.00	.00	.00	.37	.01	.01	.18	.04	.00
			Links 10+		.00	.00	.01	.00	.00	.00	2.31	.00	.00	.00
40	2.12	(238,17)	.00	2.12	.00	.00	.00	.00	.45	.00	.00	.25	.00	.00
			Links 10+		.00	.00	.00	.00	.00	.00	1.42	.00	.00	.00
41	1.60	(352,24)	.00	1.60	.00	.10	.02	.08	.35	.00	.00	.08	.03	.00
			Links 10+		.12	.00	.02	.00	.00	.00	.80	.00	.00	.00
42	1.32	(27,13)	.00	1.33	.00	.09	.00	.05	.31	.00	.00	.08	.04	.03
			Links 10+		.11	.00	.00	.00	.00	.00	.63	.00	.00	.00
43	1.15	(352,24)	.00	1.15	.00	.07	.00	.05	.42	.00	.00	.12	.03	.00
			Links 10+		.07	.00	.02	.00	.00	.00	.38	.00	.00	.00
44	1.05	(352,24)	.00	1.05	.00	.07	.00	.03	.45	.00	.00	.13	.02	.00
			Links 10+		.07	.00	.02	.00	.00	.00	.27	.00	.00	.00
45	1.02	(304,21)	.00	1.02	.00	.02	.00	.02	.57	.02	.05	.22	.00	.00
			Links 10+		.02	.00	.03	.00	.00	.00	.08	.00	.00	.00

JOB: HSS FDR Air Quality Build/35' Jets

RUN: FDR DRIVE BET E 67TH-75TH STS/35' JETS

LINK CONTRIBUTION TABLES

MAXIMUM 8-HOUR AVERAGED LINK CONTRIBUTIONS
IN PARTS PER MILLION (PPM)
INCLUDING AMBIENT BACKGROUND CONCENTRATIONS.

Rcptr No.	Total Conc	Ending Day Hr	Ambient Backgnd	Total Link	Link +1	Link +2	Link +3	Link +4	Link +5	Link +6	Link +7	Link +8	Link +9	Link +10
46	.95	(352,24)	.00	.95	.00	.07	.00	.00	.50	.00	.00	.15	.00	.00
			Links	10+	.07	.00	.02	.00	.00	.00	.15	.00	.00	.00
47	.95	(352,24)	.00	.95	.00	.07	.00	.00	.50	.00	.00	.17	.00	.00
			Links	10+	.07	.00	.02	.00	.00	.00	.13	.00	.00	.00
48	.95	(352,24)	.00	.95	.00	.07	.00	.00	.52	.00	.00	.18	.00	.00
			Links	10+	.07	.00	.02	.00	.00	.00	.10	.00	.00	.00
49	.92	(352,24)	.00	.92	.00	.07	.00	.00	.52	.00	.00	.18	.00	.00
			Links	10+	.07	.00	.02	.00	.00	.00	.07	.00	.00	.00
50	.98	(352,24)	.00	.98	.00	.07	.00	.00	.55	.00	.00	.22	.00	.00
			Links	10+	.07	.00	.02	.00	.00	.00	.07	.00	.00	.00
51	.98	(352,24)	.00	.98	.00	.07	.00	.00	.55	.00	.00	.22	.00	.00
			Links	10+	.07	.00	.02	.00	.00	.00	.07	.00	.00	.00
52	.98	(352,24)	.00	.98	.00	.07	.00	.00	.55	.00	.00	.22	.00	.00
			Links	10+	.07	.00	.02	.00	.00	.00	.07	.00	.00	.00
53	.97	(352,24)	.00	.97	.00	.05	.00	.00	.57	.00	.00	.23	.00	.00
			Links	10+	.05	.00	.02	.00	.00	.00	.05	.00	.00	.00
54	.97	(352,24)	.00	.97	.00	.05	.00	.00	.57	.00	.02	.23	.00	.00
			Links	10+	.05	.00	.00	.00	.00	.00	.05	.00	.00	.00
55	.97	(352,24)	.00	.97	.00	.05	.00	.00	.55	.02	.05	.20	.00	.00
			Links	10+	.05	.00	.00	.00	.00	.00	.05	.00	.00	.00
56	.93	(352,24)	.00	.93	.00	.05	.00	.00	.47	.10	.08	.17	.00	.00
			Links	10+	.05	.00	.00	.00	.00	.00	.02	.00	.00	.00
57	1.66	(11,13)	.00	1.66	.35	.08	.00	.00	.00	.00	.00	.00	.00	.00
			Links	10+	.04	.24	.00	.00	.00	.00	.00	.96	.00	.00
58	1.61	(297,15)	.00	1.61	.41	.11	.00	.00	.00	.00	.00	.00	.00	.00
			Links	10+	.19	.19	.00	.00	.00	.00	.00	.71	.00	.00
59	1.45	(304,19)	.00	1.45	.43	.15	.00	.00	.00	.00	.00	.00	.00	.00
			Links	10+	.17	.17	.00	.00	.00	.00	.00	.53	.00	.00
60	1.32	(304,19)	.00	1.32	.47	.12	.00	.00	.00	.00	.00	.00	.00	.00
			Links	10+	.12	.22	.00	.00	.00	.00	.00	.40	.00	.00

JOB: HSS FDR Air Quality Build/35' Jets

RUN: FDR DRIVE BET E 67TH-75TH STS/35' JETS

LINK CONTRIBUTION TABLES

SECOND HIGHEST 8-HOUR AVERAGED LINK CONTRIBUTIONS
IN PARTS PER MILLION (PPM)
INCLUDING AMBIENT BACKGROUND CONCENTRATIONS.

Rcptr No.	Total Conc	Ending Day Hr	Ambient Backgnd	Total Link	Link +1	Link +2	Link +3	Link +4	Link +5	Link +6	Link +7	Link +8	Link +9	Link +10
1	1.68	(11,13)	.00	1.67	.20	.26	.00	.00	.00	.00	.00	.00	.00	.00
			Links	10+	.14	.15	.00	.00	.00	.00	.00	.93	.00	.00
2	1.24	(324,13)	.00	1.24	.04	.48	.00	.00	.00	.00	.00	.00	.00	.00
			Links	10+	.25	.09	.00	.00	.00	.00	.00	.39	.00	.00
3	1.10	(24,22)	.00	1.10	.11	.38	.00	.00	.00	.00	.00	.00	.00	.00
			Links	10+	.08	.13	.00	.00	.00	.00	.00	.41	.00	.00
4	1.15	(304,21)	.00	1.15	.07	.68	.00	.00	.00	.00	.00	.00	.00	.00
			Links	10+	.30	.03	.00	.00	.00	.02	.00	.05	.00	.00
5	1.15	(304,21)	.00	1.15	.05	.70	.00	.00	.00	.00	.00	.00	.00	.00
			Links	10+	.30	.03	.00	.00	.00	.02	.00	.05	.00	.00
6	1.13	(304,21)	.00	1.13	.03	.68	.00	.00	.00	.00	.00	.00	.00	.00
			Links	10+	.32	.03	.00	.00	.00	.02	.00	.05	.00	.00
7	1.10	(304,21)	.00	1.10	.03	.67	.00	.00	.00	.00	.00	.00	.00	.00
			Links	10+	.30	.03	.00	.00	.00	.02	.00	.05	.00	.00
8	1.15	(304,21)	.00	1.15	.02	.73	.00	.00	.00	.00	.00	.00	.00	.00
			Links	10+	.32	.03	.00	.00	.00	.02	.00	.03	.00	.00
9	1.12	(304,21)	.00	1.12	.02	.70	.00	.00	.00	.00	.00	.00	.00	.00
			Links	10+	.33	.02	.00	.00	.00	.02	.00	.03	.00	.00
10	1.13	(352,24)	.00	1.13	.07	.65	.00	.00	.00	.00	.00	.00	.00	.00
			Links	10+	.23	.07	.00	.00	.00	.00	.00	.12	.00	.00
11	1.12	(304,21)	.00	1.12	.02	.70	.00	.00	.00	.00	.00	.00	.00	.00
			Links	10+	.33	.02	.00	.00	.00	.02	.00	.03	.00	.00
12	1.07	(304,21)	.00	1.07	.02	.68	.00	.00	.00	.00	.00	.00	.00	.00
			Links	10+	.32	.02	.00	.00	.00	.02	.00	.02	.00	.00
13	1.13	(352,24)	.00	1.13	.05	.68	.00	.00	.00	.00	.00	.00	.00	.00
			Links	10+	.28	.05	.00	.00	.00	.00	.00	.07	.00	.00
14	1.12	(352,24)	.00	1.12	.03	.68	.00	.00	.00	.00	.00	.00	.00	.00
			Links	10+	.30	.05	.00	.00	.00	.00	.00	.05	.00	.00
15	1.10	(304,21)	.00	1.10	.02	.70	.00	.00	.02	.00	.00	.02	.00	.00
			Links	10+	.30	.02	.00	.00	.00	.02	.00	.02	.00	.00
16	1.08	(352,24)	.00	1.08	.00	.68	.00	.00	.00	.00	.00	.00	.00	.00
			Links	10+	.30	.05	.00	.00	.00	.00	.00	.05	.00	.00
17	1.05	(352,24)	.00	1.05	.00	.68	.00	.00	.00	.00	.00	.00	.00	.00
			Links	10+	.30	.02	.00	.00	.00	.00	.00	.05	.00	.00
18	1.07	(352,24)	.00	1.07	.00	.72	.00	.00	.00	.00	.00	.00	.00	.00
			Links	10+	.32	.00	.00	.00	.00	.00	.00	.03	.00	.00
19	1.07	(352,24)	.00	1.07	.00	.72	.00	.00	.00	.00	.00	.00	.00	.00
			Links	10+	.32	.00	.00	.00	.00	.00	.00	.03	.00	.00

JOB: HSS FDR Air Quality Build/35' Jets

RUN: FDR DRIVE BET E 67TH-75TH STS/35' JETS

LINK CONTRIBUTION TABLES

SECOND HIGHEST 8-HOUR AVERAGED LINK CONTRIBUTIONS
IN PARTS PER MILLION (PPM)
INCLUDING AMBIENT BACKGROUND CONCENTRATIONS.

Rcptr No.	Total Conc	Ending Day Hr	Ambient Backgnd	Total Link	Link +1	Link +2	Link +3	Link +4	Link +5	Link +6	Link +7	Link +8	Link +9	Link +10
20	1.05	(304,21)	.00	1.05	.00	.68	.00	.00	.02	.00	.00	.02	.00	.00
				Links 10+	.30	.00	.00	.00	.00	.00	.02	.02	.00	.00
21	1.05	(304,21)	.00	1.05	.00	.68	.00	.00	.02	.00	.00	.02	.00	.00
				Links 10+	.30	.00	.00	.00	.00	.00	.02	.02	.00	.00
22	1.05	(352,24)	.00	1.05	.00	.73	.00	.00	.00	.00	.00	.00	.00	.00
				Links 10+	.32	.00	.00	.00	.00	.00	.00	.00	.00	.00
23	1.03	(304,21)	.00	1.03	.00	.70	.00	.00	.02	.00	.02	.02	.00	.00
				Links 10+	.27	.00	.00	.00	.00	.00	.02	.00	.00	.00
24	1.05	(304,21)	.00	1.05	.00	.68	.02	.00	.02	.00	.02	.02	.00	.00
				Links 10+	.28	.00	.00	.00	.00	.00	.02	.00	.00	.00
25	1.05	(304,21)	.00	1.05	.00	.68	.02	.00	.02	.00	.02	.02	.00	.02
				Links 10+	.27	.00	.00	.00	.00	.00	.02	.00	.00	.00
26	1.03	(304,21)	.00	1.03	.00	.67	.02	.00	.02	.00	.02	.02	.00	.02
				Links 10+	.27	.00	.00	.00	.00	.00	.02	.00	.00	.00
27	1.05	(304,21)	.00	1.05	.00	.67	.03	.02	.02	.02	.02	.02	.00	.02
				Links 10+	.23	.00	.00	.00	.00	.00	.02	.00	.00	.00
28	1.03	(304,21)	.00	1.03	.00	.63	.03	.02	.02	.02	.02	.02	.02	.03
				Links 10+	.22	.00	.00	.00	.00	.00	.02	.00	.00	.00
29	1.05	(304,21)	.00	1.05	.00	.60	.05	.02	.02	.02	.02	.03	.02	.07
				Links 10+	.18	.00	.00	.00	.00	.00	.03	.00	.00	.00
30	1.03	(304,21)	.00	1.03	.00	.52	.12	.03	.03	.02	.02	.03	.02	.08
				Links 10+	.12	.00	.00	.00	.00	.00	.05	.00	.00	.00
31	.99	(47,12)	.00	.99	.00	.66	.00	.00	.00	.00	.00	.00	.00	.00
				Links 10+	.31	.00	.00	.00	.00	.01	.00	.00	.00	.00
32	.94	(27,13)	.00	.94	.00	.61	.01	.00	.00	.00	.00	.00	.00	.00
				Links 10+	.31	.00	.00	.00	.00	.00	.00	.00	.00	.00
33	.94	(27,14)	.00	.94	.00	.46	.15	.00	.00	.00	.00	.00	.00	.00
				Links 10+	.33	.00	.00	.00	.00	.00	.00	.00	.00	.00
34	.93	(243, 1)	.00	.93	.00	.00	.00	.19	.19	.03	.04	.16	.01	.00
				Links 10+	.00	.00	.00	.00	.00	.00	.31	.00	.00	.00
35	1.03	(267,23)	.00	1.03	.00	.00	.00	.20	.20	.03	.03	.18	.03	.00
				Links 10+	.00	.00	.00	.00	.00	.00	.38	.00	.00	.00
36	1.24	(267,23)	.00	1.24	.00	.00	.00	.18	.24	.03	.03	.19	.00	.00
				Links 10+	.00	.00	.01	.00	.00	.00	.57	.00	.00	.00
37	1.50	(243, 1)	.00	1.50	.00	.00	.00	.09	.37	.04	.06	.19	.00	.00
				Links 10+	.00	.00	.00	.00	.00	.00	.76	.00	.00	.00
38	2.37	(252,13)	.00	2.37	.00	.00	.00	.07	.35	.00	.00	.23	.02	.00
				Links 10+	.00	.00	.03	.00	.00	.00	1.67	.00	.00	.00

JOB: HSS FDR Air Quality Build/35' Jets

RUN: FDR DRIVE BET E 67TH-75TH STS/35' JETS

LINK CONTRIBUTION TABLES

SECOND HIGHEST 8-HOUR AVERAGED LINK CONTRIBUTIONS
IN PARTS PER MILLION (PPM)
INCLUDING AMBIENT BACKGROUND CONCENTRATIONS.

Rcptr No.	Total Conc	Ending Day Hr	Ambient Backgnd	Total Link	Link +1	Link +2	Link +3	Link +4	Link +5	Link +6	Link +7	Link +8	Link +9	Link +10
39	2.89	(114,13)	.00	2.89	.00	.00	.00	.04	.37	.00	.00	.21	.04	.00
			Links 10+		.00	.00	.00	.00	.00	.00	2.21	.00	.00	.00
40	2.06	(24,22)	.00	2.06	.00	.03	.01	.09	.29	.00	.00	.05	.06	.01
			Links 10+		.04	.00	.00	.00	.00	.00	1.49	.00	.00	.00
41	1.59	(27,13)	.00	1.59	.00	.10	.03	.09	.28	.00	.00	.01	.04	.03
			Links 10+		.11	.00	.00	.00	.00	.00	.91	.00	.00	.00
42	1.30	(352,24)	.00	1.30	.00	.08	.00	.05	.38	.00	.00	.08	.05	.00
			Links 10+		.10	.00	.02	.00	.00	.00	.53	.00	.00	.00
43	1.11	(47,12)	.00	1.11	.00	.10	.00	.07	.31	.00	.00	.09	.03	.01
			Links 10+		.10	.00	.00	.00	.00	.00	.40	.00	.00	.00
44	1.00	(27,13)	.00	1.00	.00	.06	.00	.04	.38	.00	.00	.10	.03	.00
			Links 10+		.10	.00	.00	.00	.00	.00	.30	.00	.00	.00
45	1.00	(352,24)	.00	1.00	.00	.07	.00	.02	.48	.00	.00	.15	.00	.00
			Links 10+		.07	.00	.02	.00	.00	.00	.20	.00	.00	.00
46	.95	(304,21)	.00	.95	.00	.02	.00	.00	.55	.03	.05	.20	.00	.00
			Links 10+		.02	.00	.03	.00	.00	.00	.05	.00	.00	.00
47	.90	(304,21)	.00	.90	.00	.02	.00	.00	.52	.03	.05	.20	.00	.00
			Links 10+		.02	.00	.03	.00	.00	.00	.03	.00	.00	.00
48	.88	(304,21)	.00	.88	.00	.02	.00	.00	.50	.03	.05	.20	.00	.00
			Links 10+		.02	.00	.03	.00	.00	.00	.03	.00	.00	.00
49	.90	(304,21)	.00	.90	.00	.02	.00	.00	.50	.05	.05	.20	.00	.00
			Links 10+		.02	.00	.03	.00	.00	.00	.03	.00	.00	.00
50	.92	(304,21)	.00	.92	.00	.02	.00	.00	.53	.05	.07	.20	.00	.00
			Links 10+		.02	.00	.02	.00	.00	.00	.02	.00	.00	.00
51	.90	(304,21)	.00	.90	.00	.02	.00	.00	.52	.07	.10	.17	.00	.00
			Links 10+		.02	.00	.00	.00	.00	.00	.02	.00	.00	.00
52	.90	(304,21)	.00	.90	.00	.02	.00	.00	.50	.08	.12	.15	.00	.00
			Links 10+		.02	.00	.00	.00	.00	.00	.02	.00	.00	.00
53	.93	(304,21)	.00	.93	.00	.02	.00	.00	.47	.13	.15	.13	.00	.00
			Links 10+		.02	.00	.00	.00	.00	.00	.02	.00	.00	.00
54	.95	(304,21)	.00	.95	.00	.02	.00	.00	.43	.18	.18	.10	.00	.00
			Links 10+		.02	.00	.00	.00	.00	.00	.02	.00	.00	.00
55	.93	(304,21)	.00	.93	.00	.02	.00	.00	.33	.27	.23	.05	.00	.00
			Links 10+		.02	.00	.00	.00	.00	.00	.02	.00	.00	.00
56	.85	(304,21)	.00	.85	.00	.02	.00	.00	.13	.40	.23	.03	.00	.00
			Links 10+		.02	.00	.00	.00	.00	.00	.02	.00	.00	.00
57	1.59	(297,15)	.00	1.59	.33	.23	.00	.00	.00	.00	.00	.00	.00	.00
			Links 10+		.26	.13	.00	.00	.00	.00	.00	.64	.00	.00

DATE : 7/18/ 8
TIME : 11:43:11

JOB: HSS FDR Air Quality Build/35' Jets

RUN: FDR DRIVE BET E 67TH-75TH STS/35' JETS

LINK CONTRIBUTION TABLES

SECOND HIGHEST 8-HOUR AVERAGED LINK CONTRIBUTIONS
IN PARTS PER MILLION (PPM)
INCLUDING AMBIENT BACKGROUND CONCENTRATIONS.

Rcptr No.	Total Conc	Ending Day Hr	Ambient Backgnd	Total Link	Link +1	Link +2	Link +3	Link +4	Link +5	Link +6	Link +7	Link +8	Link +9	Link +10
58	1.57	(304,19)	.00	1.57	.40	.22	.00	.00	.00	.00	.00	.00	.00	.00
			Links	10+	.25	.12	.00	.00	.00	.02	.00	.57	.00	.00
59	1.35	(252,13)	.00	1.35	.42	.08	.00	.00	.00	.00	.00	.00	.00	.00
			Links	10+	.13	.17	.00	.00	.00	.00	.00	.55	.00	.00
60	1.23	(252,13)	.00	1.23	.43	.03	.00	.00	.00	.00	.00	.00	.00	.00
			Links	10+	.10	.23	.00	.00	.00	.00	.00	.43	.00	.00

MAXIMUM 1-HOUR AVERAGED LINK CONTRIBUTIONS
IN PARTS PER MILLION (PPM)
INCLUDING AMBIENT BACKGROUND CONCENTRATIONS.

Rcptr No.	Total Conc	Ending Day Hr	Ambient Backgnd	Total Link	Link +1	Link +2	Link +3	Link +4	Link +5	Link +6	Link +7	Link +8	Link +9	Link +10
1	3.10	(11, 8)	.00	3.10	.40	.40	.00	.00	.00	.00	.00	.00	.00	.00
			Links	10+	.20	.30	.00	.00	.00	.00	.00	1.80	.00	.00
2	2.90	(24,17)	.00	2.90	.40	.60	.00	.00	.00	.00	.00	.00	.00	.00
			Links	10+	.00	.50	.00	.00	.00	.00	.00	1.40	.00	.00
3	2.90	(24,17)	.00	2.90	.10	.90	.00	.00	.00	.00	.00	.00	.00	.00
			Links	10+	.20	.30	.00	.00	.00	.00	.00	1.40	.00	.00
4	2.70	(24,17)	.00	2.70	.10	1.10	.00	.00	.00	.00	.00	.00	.00	.00
			Links	10+	.40	.20	.00	.00	.00	.00	.00	.90	.00	.00
5	2.70	(21, 8)	.00	2.70	.20	1.10	.00	.00	.00	.00	.00	.00	.00	.00
			Links	10+	.20	.40	.00	.00	.00	.00	.00	.80	.00	.00
6	2.50	(21, 8)	.00	2.50	.20	1.10	.00	.00	.00	.00	.00	.00	.00	.00
			Links	10+	.30	.30	.00	.00	.00	.00	.00	.60	.00	.00
7	2.40	(21, 8)	.00	2.40	.10	1.20	.00	.00	.00	.00	.00	.00	.00	.00
			Links	10+	.40	.20	.00	.00	.00	.00	.00	.50	.00	.00
8	2.40	(21, 8)	.00	2.40	.10	1.20	.00	.00	.00	.00	.00	.00	.00	.00
			Links	10+	.50	.20	.00	.00	.00	.00	.00	.40	.00	.00
9	2.40	(21, 8)	.00	2.40	.10	1.30	.00	.00	.00	.00	.00	.00	.00	.00
			Links	10+	.50	.20	.00	.00	.00	.00	.00	.30	.00	.00
10	2.40	(21, 8)	.00	2.40	.10	1.30	.00	.00	.00	.00	.00	.00	.00	.00
			Links	10+	.60	.10	.00	.00	.00	.00	.00	.30	.00	.00
11	2.30	(21, 8)	.00	2.30	.10	1.30	.00	.00	.00	.00	.00	.00	.00	.00
			Links	10+	.60	.10	.00	.00	.00	.00	.00	.20	.00	.00
12	2.20	(21, 8)	.00	2.20	.00	1.30	.00	.00	.00	.00	.00	.00	.00	.00
			Links	10+	.60	.10	.00	.00	.00	.00	.00	.20	.00	.00

JOB: HSS FDR Air Quality Build/35' Jets

RUN: FDR DRIVE BET E 67TH-75TH STS/35' JETS

LINK CONTRIBUTION TABLES

MAXIMUM 1-HOUR AVERAGED LINK CONTRIBUTIONS
IN PARTS PER MILLION (PPM)
INCLUDING AMBIENT BACKGROUND CONCENTRATIONS.

Rcptr No.	Total Conc	Ending Day Hr	Ambient Backgnd	Total Link	Link +1	Link +2	Link +3	Link +4	Link +5	Link +6	Link +7	Link +8	Link +9	Link +10
13	2.10	(21, 8)	.00	2.10	.00	1.30	.00	.00	.00	.00	.00	.00	.00	.00
				Links 10+	.60	.10	.00	.00	.00	.00	.00	.10	.00	.00
14	2.10	(225, 7)	.00	2.10	.10	1.20	.00	.00	.00	.00	.00	.00	.00	.00
				Links 10+	.50	.10	.00	.00	.00	.00	.00	.20	.00	.00
15	2.20	(21, 8)	.00	2.20	.00	1.30	.00	.00	.00	.00	.00	.00	.00	.00
				Links 10+	.70	.10	.00	.00	.00	.00	.00	.10	.00	.00
16	2.20	(21, 8)	.00	2.20	.00	1.30	.00	.00	.00	.00	.00	.00	.00	.00
				Links 10+	.70	.10	.00	.00	.00	.00	.00	.10	.00	.00
17	2.10	(21, 8)	.00	2.10	.00	1.30	.00	.00	.00	.00	.00	.00	.00	.00
				Links 10+	.70	.00	.00	.00	.00	.00	.00	.10	.00	.00
18	2.20	(21, 8)	.00	2.20	.00	1.40	.00	.00	.00	.00	.00	.00	.00	.00
				Links 10+	.70	.00	.00	.00	.00	.00	.00	.10	.00	.00
19	2.20	(21, 8)	.00	2.20	.00	1.40	.00	.00	.00	.00	.00	.00	.00	.00
				Links 10+	.70	.00	.00	.00	.00	.00	.00	.10	.00	.00
20	2.10	(21, 8)	.00	2.10	.00	1.40	.00	.00	.00	.00	.00	.00	.00	.00
				Links 10+	.70	.00	.00	.00	.00	.00	.00	.00	.00	.00
21	2.10	(21, 8)	.00	2.10	.00	1.40	.00	.00	.00	.00	.00	.00	.00	.00
				Links 10+	.70	.00	.00	.00	.00	.00	.00	.00	.00	.00
22	2.20	(21, 8)	.00	2.20	.00	1.40	.00	.00	.00	.00	.00	.00	.00	.00
				Links 10+	.70	.00	.00	.00	.00	.10	.00	.00	.00	.00
23	2.20	(21, 8)	.00	2.20	.00	1.40	.00	.00	.00	.00	.00	.00	.00	.00
				Links 10+	.70	.00	.00	.00	.00	.10	.00	.00	.00	.00
24	2.20	(21, 8)	.00	2.20	.00	1.40	.00	.00	.00	.00	.00	.00	.00	.00
				Links 10+	.70	.00	.00	.00	.00	.10	.00	.00	.00	.00
25	2.20	(21, 8)	.00	2.20	.00	1.40	.00	.00	.00	.00	.00	.00	.00	.00
				Links 10+	.70	.00	.00	.00	.00	.10	.00	.00	.00	.00
26	2.20	(21, 8)	.00	2.20	.00	1.40	.00	.00	.00	.00	.00	.00	.00	.00
				Links 10+	.70	.00	.00	.00	.00	.10	.00	.00	.00	.00
27	2.20	(21, 8)	.00	2.20	.00	1.40	.00	.00	.00	.00	.00	.00	.00	.00
				Links 10+	.70	.00	.00	.00	.00	.10	.00	.00	.00	.00
28	2.20	(21, 8)	.00	2.20	.00	1.40	.00	.00	.00	.00	.00	.00	.00	.00
				Links 10+	.70	.00	.00	.00	.00	.10	.00	.00	.00	.00
29	2.20	(21, 8)	.00	2.20	.00	1.40	.00	.00	.00	.00	.00	.00	.00	.00
				Links 10+	.70	.00	.00	.00	.00	.10	.00	.00	.00	.00
30	2.20	(21, 8)	.00	2.20	.00	1.40	.00	.00	.00	.00	.00	.00	.00	.00
				Links 10+	.70	.00	.00	.00	.00	.10	.00	.00	.00	.00
31	2.20	(21, 8)	.00	2.20	.00	1.40	.00	.00	.00	.00	.00	.00	.00	.00
				Links 10+	.70	.00	.00	.00	.00	.10	.00	.00	.00	.00

JOB: HSS FDR Air Quality Build/35' Jets

RUN: FDR DRIVE BET E 67TH-75TH STS/35' JETS

LINK CONTRIBUTION TABLES

MAXIMUM 1-HOUR AVERAGED LINK CONTRIBUTIONS
IN PARTS PER MILLION (PPM)
INCLUDING AMBIENT BACKGROUND CONCENTRATIONS.

Rcptr No.	Total Conc	Ending Day Hr	Ambient Backgnd	Total Link	Link +1	Link +2	Link +3	Link +4	Link +5	Link +6	Link +7	Link +8	Link +9	Link +10
32	2.10	(21, 8)	.00	2.10	.00	1.30	.00	.00	.00	.00	.00	.00	.00	.00
				Links 10+	.70	.00	.00	.00	.00	.10	.00	.00	.00	.00
33	2.10	(21, 8)	.00	2.10	.00	.90	.40	.00	.00	.00	.00	.00	.00	.00
				Links 10+	.70	.00	.00	.00	.00	.10	.00	.00	.00	.00
34	2.00	(21, 8)	.00	2.00	.00	.60	.60	.00	.00	.00	.00	.00	.00	.00
				Links 10+	.70	.00	.00	.00	.00	.10	.00	.00	.00	.00
35	2.00	(116,21)	.00	2.00	.00	.00	.00	.30	.50	.10	.10	.30	.00	.00
				Links 10+	.00	.00	.00	.00	.00	.00	.70	.00	.00	.00
36	2.40	(304,18)	.00	2.40	.00	.00	.00	.50	.30	.00	.00	.40	.10	.00
				Links 10+	.00	.00	.10	.00	.00	.00	1.00	.00	.00	.00
37	3.40	(304,18)	.00	3.40	.00	.00	.00	.30	.50	.00	.00	.50	.00	.00
				Links 10+	.00	.00	.10	.00	.00	.00	2.00	.00	.00	.00
38	5.10	(252, 8)	.00	5.10	.00	.00	.00	.10	.70	.00	.00	.50	.00	.00
				Links 10+	.00	.00	.10	.00	.00	.00	3.70	.00	.00	.00
39	5.70	(11, 8)	.00	5.70	.00	.00	.00	.00	.70	.00	.00	.30	.10	.00
				Links 10+	.00	.00	.00	.00	.00	.00	4.60	.00	.00	.00
40	5.10	(24,17)	.00	5.10	.00	.00	.00	.10	.70	.00	.00	.10	.20	.00
				Links 10+	.00	.00	.00	.00	.00	.00	4.00	.00	.00	.00
41	4.10	(21, 8)	.00	4.10	.00	.10	.10	.20	.70	.00	.00	.10	.20	.10
				Links 10+	.20	.00	.00	.00	.00	.00	2.40	.00	.00	.00
42	3.00	(21, 8)	.00	3.00	.00	.10	.00	.10	.80	.00	.00	.10	.10	.10
				Links 10+	.20	.00	.00	.00	.00	.00	1.50	.00	.00	.00
43	2.60	(225, 7)	.00	2.60	.00	.20	.10	.10	.60	.00	.00	.10	.10	.10
				Links 10+	.30	.00	.00	.00	.00	.00	1.00	.00	.00	.00
44	2.30	(208,20)	.00	2.30	.00	.20	.10	.10	.70	.00	.00	.10	.10	.10
				Links 10+	.20	.00	.00	.00	.00	.00	.70	.00	.00	.00
45	2.20	(225, 7)	.00	2.20	.00	.20	.00	.10	.80	.00	.00	.20	.10	.10
				Links 10+	.20	.00	.00	.00	.00	.00	.50	.00	.00	.00
46	2.00	(208,20)	.00	2.00	.00	.20	.00	.10	.80	.00	.00	.20	.10	.00
				Links 10+	.20	.00	.00	.00	.00	.00	.40	.00	.00	.00
47	1.90	(208,20)	.00	1.90	.00	.20	.00	.10	.80	.00	.00	.20	.10	.00
				Links 10+	.20	.00	.00	.00	.00	.00	.30	.00	.00	.00
48	1.80	(208,20)	.00	1.80	.00	.20	.00	.00	.90	.00	.00	.20	.00	.00
				Links 10+	.20	.00	.00	.00	.00	.00	.30	.00	.00	.00
49	1.80	(21, 8)	.00	1.80	.00	.00	.00	.00	1.00	.00	.00	.50	.00	.00
				Links 10+	.10	.00	.10	.00	.00	.00	.10	.00	.00	.00
50	1.80	(21, 8)	.00	1.80	.00	.00	.00	.00	1.00	.00	.00	.50	.00	.00
				Links 10+	.10	.00	.10	.00	.00	.00	.10	.00	.00	.00

LINK CONTRIBUTION TABLES

MAXIMUM 1-HOUR AVERAGED LINK CONTRIBUTIONS
IN PARTS PER MILLION (PPM)
INCLUDING AMBIENT BACKGROUND CONCENTRATIONS.

Rcptr No.	Total Conc	Ending Day Hr	Ambient Backgnd	Total Link	Link +1	Link +2	Link +3	Link +4	Link +5	Link +6	Link +7	Link +8	Link +9	Link +10
51	1.80	(21, 8)	.00	1.80	.00	.00	.00	.00	1.00	.00	.00	.50	.00	.00
				Links 10+	.10	.00	.10	.00	.00	.00	.10	.00	.00	.00
52	1.80	(21, 8)	.00	1.80	.00	.00	.00	.00	1.00	.00	.00	.50	.00	.00
				Links 10+	.10	.00	.10	.00	.00	.00	.10	.00	.00	.00
53	1.80	(304,18)	.00	1.80	.00	.00	.00	.00	.80	.30	.50	.20	.00	.00
				Links 10+	.00	.00	.00	.00	.00	.00	.00	.00	.00	.00
54	1.80	(304,18)	.00	1.80	.00	.00	.00	.00	.70	.40	.60	.10	.00	.00
				Links 10+	.00	.00	.00	.00	.00	.00	.00	.00	.00	.00
55	1.80	(304,18)	.00	1.80	.00	.00	.00	.00	.40	.70	.70	.00	.00	.00
				Links 10+	.00	.00	.00	.00	.00	.00	.00	.00	.00	.00
56	1.70	(21, 8)	.00	1.70	.00	.00	.00	.00	1.10	.00	.00	.50	.00	.00
				Links 10+	.00	.00	.10	.00	.00	.00	.00	.00	.00	.00
57	3.20	(11, 8)	.00	3.20	.70	.00	.00	.00	.00	.00	.00	.00	.00	.00
				Links 10+	.00	.50	.00	.00	.00	.00	.00	2.00	.00	.00
58	3.20	(344,17)	.00	3.20	.70	.00	.00	.00	.00	.00	.00	.00	.00	.00
				Links 10+	.10	.40	.00	.00	.00	.00	.00	2.00	.00	.00
59	3.00	(252, 8)	.00	3.00	.80	.10	.00	.00	.00	.00	.00	.00	.00	.00
				Links 10+	.30	.30	.00	.00	.00	.00	.00	1.50	.00	.00
60	2.80	(304,18)	.00	2.80	.90	.20	.00	.00	.00	.00	.00	.00	.00	.00
				Links 10+	.30	.30	.00	.00	.00	.00	.00	1.10	.00	.00

SECOND HIGHEST 1-HOUR AVERAGED LINK CONTRIBUTIONS
IN PARTS PER MILLION (PPM)
INCLUDING AMBIENT BACKGROUND CONCENTRATIONS.

Rcptr No.	Total Conc	Ending Day Hr	Ambient Backgnd	Total Link	Link +1	Link +2	Link +3	Link +4	Link +5	Link +6	Link +7	Link +8	Link +9	Link +10
1	3.10	(108, 7)	.00	3.10	.40	.30	.00	.00	.00	.00	.00	.00	.00	.00
				Links 10+	.20	.30	.00	.00	.00	.00	.00	1.90	.00	.00
2	2.30	(308,15)	.00	2.30	.50	.40	.00	.00	.00	.00	.00	.00	.00	.00
				Links 10+	.00	.50	.00	.00	.00	.00	.00	.90	.00	.00
3	2.50	(308,15)	.00	2.50	.20	.70	.00	.00	.00	.00	.00	.00	.00	.00
				Links 10+	.10	.40	.00	.00	.00	.00	.00	1.10	.00	.00
4	2.70	(21, 8)	.00	2.70	.30	1.00	.00	.00	.00	.00	.00	.00	.00	.00
				Links 10+	.10	.40	.00	.00	.00	.00	.00	.90	.00	.00
5	2.20	(70,17)	.00	2.20	.20	.90	.00	.00	.00	.00	.00	.00	.00	.00
				Links 10+	.20	.30	.00	.00	.00	.00	.00	.60	.00	.00

JOB: HSS FDR Air Quality Build/35' Jets

RUN: FDR DRIVE BET E 67TH-75TH STS/35' JETS

LINK CONTRIBUTION TABLES

SECOND HIGHEST 1-HOUR AVERAGED LINK CONTRIBUTIONS
IN PARTS PER MILLION (PPM)
INCLUDING AMBIENT BACKGROUND CONCENTRATIONS.

Rcptr No.	Total Conc	Ending Day Hr	Ambient Backgnd	Total Link	Link +1	Link +2	Link +3	Link +4	Link +5	Link +6	Link +7	Link +8	Link +9	Link +10
6	2.10	(24,17)	.00	2.10	.00	1.10	.00	.00	.00	.00	.00	.00	.00	.00
				Links 10+	.60	.10	.00	.00	.00	.00	.00	.30	.00	.00
7	2.00	(225, 7)	.00	2.00	.20	.90	.00	.00	.00	.00	.00	.00	.00	.00
				Links 10+	.20	.30	.00	.00	.00	.00	.00	.40	.00	.00
8	2.10	(47,10)	.00	2.10	.10	1.00	.00	.00	.00	.00	.00	.00	.00	.00
				Links 10+	.40	.20	.00	.00	.00	.00	.00	.40	.00	.00
9	2.10	(304,18)	.00	2.10	.00	1.30	.00	.00	.00	.00	.00	.00	.00	.00
				Links 10+	.70	.00	.00	.00	.00	.10	.00	.00	.00	.00
10	2.10	(208,20)	.00	2.10	.20	1.10	.00	.00	.00	.00	.00	.00	.00	.00
				Links 10+	.30	.20	.00	.00	.00	.00	.00	.30	.00	.00
11	2.10	(225, 7)	.00	2.10	.10	1.10	.00	.00	.00	.00	.00	.00	.00	.00
				Links 10+	.40	.20	.00	.00	.00	.00	.00	.30	.00	.00
12	2.00	(225, 7)	.00	2.00	.10	1.10	.00	.00	.00	.00	.00	.00	.00	.00
				Links 10+	.40	.20	.00	.00	.00	.00	.00	.20	.00	.00
13	2.10	(304,18)	.00	2.10	.00	1.30	.00	.00	.00	.00	.00	.00	.00	.00
				Links 10+	.70	.00	.00	.00	.00	.10	.00	.00	.00	.00
14	2.10	(21, 8)	.00	2.10	.00	1.30	.00	.00	.00	.00	.00	.00	.00	.00
				Links 10+	.60	.10	.00	.00	.00	.00	.00	.10	.00	.00
15	2.10	(225, 7)	.00	2.10	.10	1.20	.00	.00	.00	.00	.00	.00	.00	.00
				Links 10+	.50	.10	.00	.00	.00	.00	.00	.20	.00	.00
16	2.00	(225, 7)	.00	2.00	.10	1.20	.00	.00	.00	.00	.00	.00	.00	.00
				Links 10+	.50	.10	.00	.00	.00	.00	.00	.10	.00	.00
17	2.00	(225, 7)	.00	2.00	.10	1.20	.00	.00	.00	.00	.00	.00	.00	.00
				Links 10+	.50	.10	.00	.00	.00	.00	.00	.10	.00	.00
18	2.00	(208,20)	.00	2.00	.10	1.30	.00	.00	.00	.00	.00	.00	.00	.00
				Links 10+	.40	.10	.00	.00	.00	.00	.00	.10	.00	.00
19	2.00	(208,20)	.00	2.00	.10	1.30	.00	.00	.00	.00	.00	.00	.00	.00
				Links 10+	.40	.10	.00	.00	.00	.00	.00	.10	.00	.00
20	2.10	(208,20)	.00	2.10	.10	1.30	.00	.00	.00	.00	.00	.00	.00	.00
				Links 10+	.50	.10	.00	.00	.00	.00	.00	.10	.00	.00
21	2.10	(208,20)	.00	2.10	.10	1.30	.00	.00	.00	.00	.00	.00	.00	.00
				Links 10+	.50	.10	.00	.00	.00	.00	.00	.10	.00	.00
22	2.10	(208,20)	.00	2.10	.10	1.30	.00	.00	.00	.00	.00	.00	.00	.00
				Links 10+	.50	.10	.00	.00	.00	.00	.00	.10	.00	.00
23	2.10	(225, 7)	.00	2.10	.00	1.30	.00	.00	.00	.00	.00	.00	.00	.00
				Links 10+	.60	.10	.00	.00	.00	.00	.00	.10	.00	.00
24	2.10	(225, 7)	.00	2.10	.00	1.30	.00	.00	.00	.00	.00	.00	.00	.00
				Links 10+	.60	.10	.00	.00	.00	.00	.00	.10	.00	.00

JOB: HSS FDR Air Quality Build/35' Jets

RUN: FDR DRIVE BET E 67TH-75TH STS/35' JETS

LINK CONTRIBUTION TABLES

SECOND HIGHEST 1-HOUR AVERAGED LINK CONTRIBUTIONS
IN PARTS PER MILLION (PPM)
INCLUDING AMBIENT BACKGROUND CONCENTRATIONS.

Rcptr No.	Total Conc	Ending Day Hr	Ambient Backgnd	Total Link	Link +1	Link +2	Link +3	Link +4	Link +5	Link +6	Link +7	Link +8	Link +9	Link +10
25	2.10	(225, 7)	.00	2.10	.00	1.30	.00	.00	.00	.00	.00	.00	.00	.00
				Links 10+	.60	.10	.00	.00	.00	.00	.00	.10	.00	.00
26	2.10	(225, 7)	.00	2.10	.00	1.30	.00	.00	.00	.00	.00	.00	.00	.00
				Links 10+	.60	.10	.00	.00	.00	.00	.00	.10	.00	.00
27	2.00	(192,16)	.00	2.00	.00	1.20	.10	.00	.00	.00	.00	.00	.00	.10
				Links 10+	.50	.00	.00	.00	.00	.00	.10	.00	.00	.00
28	2.00	(208,20)	.00	2.00	.00	1.40	.00	.00	.00	.00	.00	.00	.00	.00
				Links 10+	.50	.00	.00	.00	.00	.00	.00	.10	.00	.00
29	1.90	(192,16)	.00	1.90	.00	1.00	.10	.00	.10	.00	.00	.10	.00	.10
				Links 10+	.40	.00	.00	.00	.00	.00	.10	.00	.00	.00
30	2.00	(192,16)	.00	2.00	.00	.90	.20	.10	.10	.00	.00	.10	.10	.10
				Links 10+	.30	.00	.00	.00	.00	.00	.10	.00	.00	.00
31	2.00	(47,10)	.00	2.00	.00	1.20	.00	.00	.00	.00	.00	.00	.00	.00
				Links 10+	.70	.00	.00	.00	.00	.10	.00	.00	.00	.00
32	2.00	(225, 7)	.00	2.00	.00	1.30	.00	.00	.00	.00	.00	.00	.00	.00
				Links 10+	.70	.00	.00	.00	.00	.00	.00	.00	.00	.00
33	1.90	(225, 7)	.00	1.90	.00	1.00	.20	.00	.00	.00	.00	.00	.00	.00
				Links 10+	.70	.00	.00	.00	.00	.00	.00	.00	.00	.00
34	1.80	(47,10)	.00	1.80	.00	.60	.50	.00	.00	.00	.00	.00	.00	.00
				Links 10+	.60	.00	.00	.00	.00	.10	.00	.00	.00	.00
35	2.00	(307,21)	.00	2.00	.00	.00	.00	.30	.40	.10	.10	.30	.00	.00
				Links 10+	.00	.00	.00	.00	.00	.00	.80	.00	.00	.00
36	2.40	(307,21)	.00	2.40	.00	.00	.00	.30	.50	.10	.10	.30	.00	.00
				Links 10+	.00	.00	.00	.00	.00	.00	1.10	.00	.00	.00
37	3.00	(307,21)	.00	3.00	.00	.00	.00	.20	.70	.10	.10	.40	.00	.00
				Links 10+	.00	.00	.00	.00	.00	.00	1.50	.00	.00	.00
38	5.10	(293,18)	.00	5.10	.00	.00	.00	.10	.70	.00	.00	.50	.00	.00
				Links 10+	.00	.00	.10	.00	.00	.00	3.70	.00	.00	.00
39	5.60	(286,19)	.00	5.60	.00	.00	.00	.00	.70	.00	.00	.30	.00	.00
				Links 10+	.00	.00	.10	.00	.00	.00	4.50	.00	.00	.00
40	4.40	(21, 8)	.00	4.40	.00	.10	.10	.30	.50	.00	.00	.00	.20	.10
				Links 10+	.20	.00	.00	.00	.00	.00	2.90	.00	.00	.00
41	3.20	(47,10)	.00	3.20	.00	.10	.00	.20	.50	.00	.00	.00	.10	.10
				Links 10+	.20	.00	.00	.00	.00	.00	2.00	.00	.00	.00
42	2.80	(208,20)	.00	2.80	.00	.30	.10	.20	.50	.00	.00	.00	.10	.10
				Links 10+	.30	.00	.00	.00	.00	.00	1.20	.00	.00	.00
43	2.50	(21, 8)	.00	2.50	.00	.10	.00	.10	.90	.00	.00	.20	.10	.10
				Links 10+	.10	.00	.00	.00	.00	.00	.90	.00	.00	.00

JOB: HSS FDR Air Quality Build/35' Jets

RUN: FDR DRIVE BET E 67TH-75TH STS/35' JETS

LINK CONTRIBUTION TABLES

SECOND HIGHEST 1-HOUR AVERAGED LINK CONTRIBUTIONS
IN PARTS PER MILLION (PPM)
INCLUDING AMBIENT BACKGROUND CONCENTRATIONS.

Rcptr No.	Total Conc	Ending Day Hr	Ambient Backgnd	Total Link	Link +1	Link +2	Link +3	Link +4	Link +5	Link +6	Link +7	Link +8	Link +9	Link +10
44	2.30	(225, 7)	.00	2.30	.00	.20	.00	.10	.70	.00	.00	.10	.10	.10
				Links 10+	.30	.00	.00	.00	.00	.00	.70	.00	.00	.00
45	2.00	(21, 8)	.00	2.00	.00	.10	.00	.00	1.00	.00	.00	.30	.10	.00
				Links 10+	.10	.00	.00	.00	.00	.00	.40	.00	.00	.00
46	2.00	(225, 7)	.00	2.00	.00	.20	.00	.10	.80	.00	.00	.20	.10	.00
				Links 10+	.20	.00	.00	.00	.00	.00	.40	.00	.00	.00
47	1.80	(225, 7)	.00	1.80	.00	.10	.00	.10	.80	.00	.00	.20	.10	.00
				Links 10+	.20	.00	.00	.00	.00	.00	.30	.00	.00	.00
48	1.80	(225, 7)	.00	1.80	.00	.10	.00	.00	.80	.00	.00	.30	.10	.00
				Links 10+	.20	.00	.00	.00	.00	.00	.30	.00	.00	.00
49	1.70	(208,20)	.00	1.70	.00	.20	.00	.00	.90	.00	.00	.20	.00	.00
				Links 10+	.20	.00	.00	.00	.00	.00	.20	.00	.00	.00
50	1.70	(208,20)	.00	1.70	.00	.10	.00	.00	.90	.00	.00	.30	.00	.00
				Links 10+	.20	.00	.00	.00	.00	.00	.20	.00	.00	.00
51	1.70	(225, 7)	.00	1.70	.00	.10	.00	.00	.90	.00	.00	.30	.00	.00
				Links 10+	.20	.00	.00	.00	.00	.00	.20	.00	.00	.00
52	1.80	(304,18)	.00	1.80	.00	.00	.00	.00	.90	.20	.40	.30	.00	.00
				Links 10+	.00	.00	.00	.00	.00	.00	.00	.00	.00	.00
53	1.70	(21, 8)	.00	1.70	.00	.00	.00	.00	1.00	.00	.00	.50	.00	.00
				Links 10+	.00	.00	.10	.00	.00	.00	.10	.00	.00	.00
54	1.70	(21, 8)	.00	1.70	.00	.00	.00	.00	1.10	.00	.00	.50	.00	.00
				Links 10+	.00	.00	.10	.00	.00	.00	.00	.00	.00	.00
55	1.70	(21, 8)	.00	1.70	.00	.00	.00	.00	1.10	.00	.00	.50	.00	.00
				Links 10+	.00	.00	.10	.00	.00	.00	.00	.00	.00	.00
56	1.70	(225, 7)	.00	1.70	.00	.10	.00	.00	1.00	.00	.00	.40	.00	.00
				Links 10+	.10	.00	.00	.00	.00	.00	.10	.00	.00	.00
57	3.20	(286,19)	.00	3.20	.70	.00	.00	.00	.00	.00	.00	.00	.00	.00
				Links 10+	.00	.40	.00	.00	.00	.00	.00	2.10	.00	.00
58	3.20	(352,17)	.00	3.20	.70	.00	.00	.00	.00	.00	.00	.00	.00	.00
				Links 10+	.10	.40	.00	.00	.00	.00	.00	2.00	.00	.00
59	2.90	(293,18)	.00	2.90	.80	.10	.00	.00	.00	.00	.00	.00	.00	.00
				Links 10+	.20	.30	.00	.00	.00	.00	.00	1.50	.00	.00
60	2.50	(252, 8)	.00	2.50	.80	.00	.00	.00	.00	.00	.00	.00	.00	.00
				Links 10+	.20	.40	.00	.00	.00	.00	.00	1.10	.00	.00

JOB: HSS FDR Air Quality Build/35' Jets

RUN: FDR DRIVE BET E 67TH-75TH STS/35' JETS

CALM DURATION FREQUENCY

Hours of Consecutive Calm Winds	Frequency of Occurrence	(Julian day/hour ending) of Significant Occurrences
1	95	(29, 7)(38,12)(47, 5)(51, 3)(52, 6)(59,23)(61, 4)(66,21)(73, 1)(75, 6) (78, 5)(83, 9)(88, 5)(90,19)(97, 8)(103, 2)(104,11)(106,14)(107, 9)(108, 4) (108, 8)(110, 2)(110,12)(110,16)(111,12)(114, 1)(114, 6)(116, 1)(119, 3)(121, 1) (125,11)(125,13)(129,23)(130, 1)(133, 3)(159, 1)(159, 4)(167,22)(168,22)(169, 5) (177,10)(180,16)(181, 2)(183,12)(192,17)(196, 8)(200,18)(212,16)(212,24)(213,24) (215,10)(215,24)(216, 2)(222,14)(225, 4)(225, 8)(231,12)(238, 5)(242,22)(247, 5) (249,13)(249,24)(250, 2)(250, 4)(250, 8)(251,24)(252, 7)(252,10)(253, 4)(254, 4) (260,15)(260,19)(260,24)(273, 1)(273, 4)(282, 2)(286,18)(290,15)(294, 1)(294, 3) (297,11)(297,22)(304,14)(304,19)(311,23)(323,11)(325, 2)(325,13)(328,21)(329, 9) (330,16)(331, 1)(344,11)(352,16)(356,13)
2	23	(38,15)(50,10)(50,14)(108,12)(117, 7)(152, 1)(167, 6)(170, 2)(179,22)(190,22) (199, 1)(213, 4)(238,11)(238,23)(246,10)(251, 8)(251,11)(252, 4)(273, 7)(329, 6) (339, 2)(343,13)(352,19)
3	8	(45, 9)(48, 1)(66,11)(130, 7)(150, 7)(239, 3)(352,13)(354, 5)
4	4	(97,13)(127,24)(177, 8)(256, 5)
5	2	(73,15)(262, 5)
7	1	(11, 1)
9	1	(169,18)
10	1	(170,20)
16	1	(299,11)

Program terminated normally

JOB: HSS FDR Air Quality Build/35' Jets

RUN: FDR DRIVE BET E 67TH-75TH STS/35' JETS

General Information

Run start date: 1/ 1/ 3 Julian: 1
end date: 12/31/ 3 Julian: 365

A Tier 2 approach was used for input data preparation.

The MODE flag has been set to C for calculating CO averages.

Ambient background concentrations are included in the averages below.

Site & Meteorological Constants

VS = .0 CM/S VD = .0 CM/S Z0 = 175. CM ATIM = 60.

Met. Sfc. Sta. Id & Yr = 72503 2003
Upper Air Sta. Id & Yr = 94703 2003

CAUTION: The input years for the Run and Meteorological data differ. The respective values are: 3 and 2003.

Urban mixing heights were processed.

In 2003, Julian day 1 is a Wednesday.

The patterns from the input file have been assigned as follows:

Pattern # 1 is assigned to Monday.
Pattern # 1 is assigned to Tuesday.
Pattern # 1 is assigned to Wednesday.
Pattern # 1 is assigned to Thursday.
Pattern # 1 is assigned to Friday.
Pattern # 1 is assigned to Saturday.
Pattern # 1 is assigned to Sunday.

Link Data Constants - (Variable data in *.LNK file)

LINK DESCRIPTION	LINK COORDINATES (FT) X1	Y1	X2	Y2	LENGTH (FT)	BRG (DEG)	TYPE	H (FT)	W (FT)	NLANES
1. FDR N/B 67th-68th St*	-132.0	-225.0	15.0	-10.0	260.	34.	AG	.0	36.0	
2. FDR N/B 68th-71st St*	15.0	-10.0	438.0	608.0	749.	34.	AG	.0	36.0	
3. FDR N/B 71st St-Site*	438.0	608.0	472.0	657.0	60.	35.	AG	.0	36.0	
4. FDR N/B Site-itself *	472.0	657.0	530.0	743.0	104.	34.	AG	.0	36.0	
5. FDR N/B Site-73rd St*	530.0	743.0	773.0	1098.0	430.	34.	AG	.0	36.0	
6. FDR N/B 73rd-75th St*	773.0	1098.0	1056.0	1625.0	598.	28.	AG	.0	36.0	

JOB: HSS FDR Air Quality Build/35' Jets

RUN: FDR DRIVE BET E 67TH-75TH STS/35' JETS

Link Data Constants - (Variable data in *.LNK file)

LINK DESCRIPTION	LINK COORDINATES (FT) X1	Y1	X2	Y2	LENGTH (FT)	BRG (DEG)	TYPE	H (FT)	W (FT)	NLANES
7. FDR S/B 75th-73rd St	743.0	1118.0	1026.0	1645.0	598.	28.	AG	.0	36.0	
8. FDR S/B 73rd St-Site	500.0	763.0	743.0	1118.0	430.	34.	AG	.0	36.0	
9. FDR S/B Site-itself	442.0	679.0	500.0	763.0	102.	35.	AG	.0	36.0	
10. FDR S/B Site-71st St	408.0	628.0	442.0	679.0	61.	34.	AG	.0	36.0	
11. FDR S/B 71st-68th St	-15.0	10.0	408.0	628.0	749.	34.	AG	.0	36.0	
12. FDR S/B 68th-67th St	-162.0	-205.0	-15.0	10.0	260.	34.	AG	.0	36.0	
13. FDR Service 73-Site	477.0	779.0	720.0	1134.0	430.	34.	AG	.0	32.0	
14. FDR Service Rd Site	419.0	695.0	477.0	779.0	102.	35.	AG	.0	32.0	
15. FDR Service Site-71	385.0	644.0	419.0	695.0	61.	34.	AG	.0	32.0	
16. FDR Service 68-71 St	-38.0	26.0	385.0	644.0	749.	34.	AG	.0	32.0	
17. FDR N/B 35' Jet 71St	530.0	743.0	550.0	772.0	35.	35.	AG	.0	32.0	
18. FDR S/B 35' Jet 68St	-15.0	10.0	-35.0	-19.0	35.	215.	AG	.0	32.0	

Receptor Data

RECEPTOR	COORDINATES (FT) X	Y	Z
1. RECEPTOR 1	34.0	-23.0	6.0
2. RECEPTOR 2	48.0	-4.0	6.0
3. RECEPTOR 3	62.0	17.0	6.0
4. RECEPTOR 4	75.0	37.0	6.0
5. RECEPTOR 5	89.0	57.0	6.0
6. RECEPTOR 6	103.0	77.0	6.0
7. RECEPTOR 7	117.0	97.0	6.0
8. RECEPTOR 8	130.0	117.0	6.0
9. RECEPTOR 9	144.0	137.0	6.0
10. RECEPTOR 10	158.0	158.0	6.0
11. RECEPTOR 11	172.0	178.0	6.0
12. RECEPTOR 12	186.0	198.0	6.0
13. RECEPTOR 13	199.0	218.0	6.0
14. RECEPTOR 14	213.0	238.0	6.0
15. RECEPTOR 15	227.0	258.0	6.0
16. RECEPTOR 16	241.0	278.0	6.0
17. RECEPTOR 17	255.0	299.0	6.0
18. RECEPTOR 18	268.0	319.0	6.0
19. RECEPTOR 19	282.0	339.0	6.0
20. RECEPTOR 20	296.0	359.0	6.0
21. RECEPTOR 21	310.0	379.0	6.0
22. RECEPTOR 22	323.0	399.0	6.0

DATE : 7/18/ 8
TIME : 11:57:38

JOB: HSS FDR Air Quality Build/35' Jets

RUN: FDR DRIVE BET E 67TH-75TH STS/35' JETS

Receptor Data

RECEPTOR	COORDINATES (FT) X	Y	Z
23. RECEPTOR 23	337.0	419.0	6.0
24. RECEPTOR 24	351.0	440.0	6.0
25. RECEPTOR 25	365.0	460.0	6.0
26. RECEPTOR 26	379.0	480.0	6.0
27. RECEPTOR 27	392.0	500.0	6.0
28. RECEPTOR 28	406.0	520.0	6.0
29. RECEPTOR 29	420.0	540.0	6.0
30. RECEPTOR 30	434.0	561.0	6.0
31. RECEPTOR 31	447.0	581.0	6.0
32. RECEPTOR 32	461.0	601.0	6.0
33. RECEPTOR 33	475.0	621.0	6.0
34. RECEPTOR 34	489.0	641.0	6.0
35. RECEPTOR 35	503.0	661.0	6.0
36. RECEPTOR 36	516.0	681.0	6.0
37. RECEPTOR 37	530.0	702.0	6.0
38. RECEPTOR 38	544.0	722.0	6.0
39. RECEPTOR 39	558.0	742.0	6.0
40. RECEPTOR 40	571.0	762.0	6.0
41. RECEPTOR 41	585.0	782.0	6.0
42. RECEPTOR 42	599.0	802.0	6.0
43. RECEPTOR 43	613.0	822.0	6.0
44. RECEPTOR 44	627.0	843.0	6.0
45. RECEPTOR 45	640.0	863.0	6.0
46. RECEPTOR 46	654.0	883.0	6.0
47. RECEPTOR 47	668.0	903.0	6.0
48. RECEPTOR 48	682.0	923.0	6.0
49. RECEPTOR 49	696.0	943.0	6.0
50. RECEPTOR 50	709.0	964.0	6.0
51. RECEPTOR 51	723.0	984.0	6.0
52. RECEPTOR 52	737.0	1004.0	6.0
53. RECEPTOR 53	751.0	1024.0	6.0
54. RECEPTOR 54	764.0	1044.0	6.0
55. RECEPTOR 55	778.0	1064.0	6.0
56. RECEPTOR 56	792.0	1084.0	6.0
57. RECEPTOR 57	20.0	-44.0	6.0
58. RECEPTOR 58	6.0	-64.0	6.0
59. RECEPTOR 59	-7.0	-84.0	6.0
60. RECEPTOR 60	-21.0	-104.0	6.0

JOB: HSS FDR Air Quality Build/35' Jets

RUN: FDR DRIVE BET E 67TH-75TH STS/35' JETS

Model Results

Remarks : In search of the wind direction corresponding to the maximum concentration, only the first direction, of the directions with the same maximum concentrations, is indicated as the maximum.

* MAXIMUM HOURLY CONCENTRATIONS WITH ANY AMBIENT BACKGROUND CONCENTRATIONS (BKG) ADDED
* (PPM)

	REC1	REC2	REC3	REC4	REC5	REC6	REC7	REC8	REC9	REC10
MAX+BKG	2.9	2.8	2.6	2.7	2.7	2.5	2.4	2.4	2.4	2.4
- BKG	.0	.0	.0	.0	.0	.0	.0	.0	.0	.0
MAX	2.9	2.8	2.6	2.7	2.7	2.5	2.4	2.4	2.4	2.4
WIND DIR	278	278	250	237	237	237	233	237	237	237
JULIAN	67	67	338	50	50	50	29	50	50	50
HOUR	7	7	20	8	8	8	9	8	8	8

	REC11	REC12	REC13	REC14	REC15	REC16	REC17	REC18	REC19	REC20
MAX+BKG	2.3	2.2	2.3	2.3	2.3	2.3	2.3	2.2	2.2	2.2
- BKG	.0	.0	.0	.0	.0	.0	.0	.0	.0	.0
MAX	2.3	2.2	2.3	2.3	2.3	2.3	2.3	2.2	2.2	2.2
WIND DIR	237	237	24	24	24	24	24	24	24	1
JULIAN	50	50	41	41	41	41	41	41	41	285
HOUR	8	8	18	18	18	18	18	18	18	21

	REC21	REC22	REC23	REC24	REC25	REC26	REC27	REC28	REC29	REC30
MAX+BKG	2.3	2.3	2.2	2.3	2.3	2.4	2.3	2.2	2.2	2.2
- BKG	.0	.0	.0	.0	.0	.0	.0	.0	.0	.0
MAX	2.3	2.3	2.2	2.3	2.3	2.4	2.3	2.2	2.2	2.2
WIND DIR	24	24	24	24	24	24	24	24	24	24
JULIAN	41	41	41	41	41	41	41	41	41	41
HOUR	18	18	18	18	18	18	18	18	18	18

	REC31	REC32	REC33	REC34	REC35	REC36	REC37	REC38	REC39	REC40
MAX+BKG	2.2	2.2	2.2	2.2	2.6	3.0	3.7	5.6	5.8	4.4
- BKG	.0	.0	.0	.0	.0	.0	.0	.0	.0	.0
MAX	2.2	2.2	2.2	2.2	2.6	3.0	3.7	5.6	5.8	4.4
WIND DIR	24	24	24	24	24	24	1	1	322	237
JULIAN	41	41	41	41	41	41	285	285	172	50
HOUR	18	18	18	18	18	18	21	21	16	8

JOB: HSS FDR Air Quality Build/35' Jets

RUN: FDR DRIVE BET E 67TH-75TH STS/35' JETS

* MAXIMUM HOURLY CONCENTRATIONS WITH ANY AMBIENT BACKGROUND CONCENTRATIONS (BKG) ADDED
(PPM)

	REC41	REC42	REC43	REC44	REC45	REC46	REC47	REC48	REC49	REC50
MAX+BKG	4.1	3.0	2.6	2.5	2.4	2.1	2.1	2.0	1.9	1.8
- BKG	.0	.0	.0	.0	.0	.0	.0	.0	.0	.0
MAX	4.1	3.0	2.6	2.5	2.4	2.1	2.1	2.0	1.9	1.8
WIND DIR	237	237	221	221	221	221	221	221	233	221
JULIAN	50	50	316	316	316	316	316	316	29	316
HOUR	8	8	17	17	17	17	17	17	9	17

	REC51	REC52	REC53	REC54	REC55	REC56	REC57	REC58	REC59	REC60
MAX+BKG	1.9	1.9	2.0	1.9	2.0	1.9	3.3	3.1	3.3	3.2
- BKG	.0	.0	.0	.0	.0	.0	.0	.0	.0	.0
MAX	1.9	1.9	2.0	1.9	2.0	1.9	3.3	3.1	3.3	3.2
WIND DIR	221	221	1	1	1	1	322	322	1	1
JULIAN	316	316	285	285	285	285	172	172	285	285
HOUR	17	17	21	21	21	21	16	16	21	21

THE HIGHEST CONCENTRATION OF 5.80 PPM OCCURRED AT RECEPTOR REC39.

==========
Output Section
==========

NOTES PERTAINING TO THE REPORT

1. THE HIGHEST AVERAGE IN EACH OF THE FIRST TWO COLUMNS OF EACH TABLE BELOW ARE SUFFIXED BY AN ASTERISK (*). FOR PM OUTPUT, THERE IS ONLY ONE COLUMN AND ASTERISK FOR THE ANNUAL AVERAGE/PERIOD OF CONCERN TABLE.

2. THE NUMBERS IN PARENTHESES ARE THE JULIAN DAY AND ENDING HOUR FOR THE PRECEDING AVERAGE.

3. THE NUMBER OF CALM HOURS USED IN PRODUCING EACH AVERAGE ARE PREFIXED BY A C.

PRIMARY AVERAGES.

MAXIMUM 8-HOUR RUNNING NONOVERLAPPING AVERAGE CONCENTRATIONS
IN PARTS PER MILLION (PPM),
INCLUDING AMBIENT BACKGROUND CONCENTRATIONS.

Receptor Number	Highest Conc	Highest Ending Day Hr	Highest Calm	Second highest Conc	Second highest Ending Day Hr	Second highest Calm
1	1.69	(250,24)	C 0	1.54	(49,23)	C 1
2	1.39	(338,21)	C 0	1.33	(67,13)	C 1
3	1.36	(338,24)	C 1	1.29	(285,23)	C 1
4	1.31	(285,23)	C 1	1.27	(338,24)	C 1
5	1.30	(285,23)	C 1	1.22	(50,12)	C 2
6	1.29	(285,23)	C 1	1.17	(316,17)	C 1
7	1.26	(285,23)	C 1	1.13	(50,12)	C 2
8	1.30	(285,23)	C 1	1.17	(50,12)	C 2
9	1.29	(285,23)	C 1	1.13	(50,12)	C 2
10	1.29	(285,23)	C 1	1.17	(50,12)	C 2
11	1.29	(285,23)	C 1	1.14	(129,23)	C 0
12	1.27	(285,23)	C 1	1.11	(316,17)	C 1
13	1.29	(285,23)	C 1	1.11	(129,23)	C 0
14	1.29	(285,23)	C 1	1.11	(129,23)	C 0
15	1.27	(285,23)	C 1	1.10	(316,17)	C 1
16	1.24	(285,23)	C 1	1.09	(316,17)	C 1
17	1.26	(285,23)	C 1	1.06	(316,17)	C 1
18	1.27	(285,23)	C 1	1.10	(316,17)	C 1
19	1.26	(285,23)	C 1	1.07	(316,17)	C 1
20	1.24	(285,23)	C 1	1.06	(316,17)	C 1
21	1.21	(285,23)	C 1	1.07	(316,17)	C 1
22	1.24	(285,23)	C 1	1.11	(316,17)	C 1
23	1.20	(285,23)	C 1	1.11	(316,17)	C 1
24	1.20	(285,23)	C 1	1.13	(316,17)	C 1

JOB: HSS FDR Air Quality Build/35' Jets RUN: FDR DRIVE BET E 67TH-75TH STS/35' JETS

MAXIMUM 8-HOUR RUNNING NONOVERLAPPING AVERAGE CONCENTRATIONS
IN PARTS PER MILLION (PPM),
INCLUDING AMBIENT BACKGROUND CONCENTRATIONS.

Receptor Number	Highest Conc	Highest Ending Day Hr	Highest Calm	Second highest Conc	Second highest Ending Day Hr	Second highest Calm
25	1.20	(285,23)	C 1	1.11	(316,17)	C 1
26	1.21	(285,24)	C 1	1.11	(316,17)	C 1
27	1.19	(285,24)	C 1	1.13	(316,17)	C 1
28	1.14	(285,24)	C 1	1.13	(316,17)	C 1
29	1.13	(285,24)	C 1	1.13	(316,17)	C 1
30	1.13	(316,17)	C 1	1.10	(285,24)	C 1
31	1.13	(316,17)	C 1	1.12	(50,12)	C 2
32	1.06	(316,17)	C 1	1.05	(129,23)	C 0
33	1.07	(316,17)	C 1	1.04	(129,23)	C 0
34	1.01	(129,23)	C 0	.97	(50,12)	C 2
35	.91	(285,23)	C 1	.88	(129,23)	C 0
36	1.21	(285,23)	C 1	1.07	(326, 1)	C 1
37	1.91	(285,23)	C 1	1.57	(326, 1)	C 1
38	3.43*	(285,24)	C 1	2.66	(326, 1)	C 1
39	2.93	(49,21)	C 1	2.85*	(250,24)	C 0
40	2.44	(338,21)	C 0	2.41	(316,17)	C 1
41	1.83	(50,12)	C 2	1.75	(130, 1)	C 0
42	1.50	(50,12)	C 2	1.41	(129,23)	C 0
43	1.25	(50,12)	C 2	1.17	(129,23)	C 0
44	1.08	(50,12)	C 2	1.07	(316,17)	C 1
45	1.06	(316,17)	C 1	1.05	(50,12)	C 2
46	1.03	(285,24)	C 1	1.01	(316,17)	C 1
47	1.01	(285,24)	C 1	1.00	(316,17)	C 1
48	1.00	(285,24)	C 1	.96	(316,17)	C 1
49	1.00	(285,24)	C 1	.94	(316,17)	C 1
50	.99	(285,23)	C 1	.93	(316,17)	C 1
51	.99	(285,23)	C 1	.96	(129,23)	C 0
52	1.04	(285,23)	C 1	.95	(129,23)	C 0
53	1.04	(285,24)	C 1	.94	(129,23)	C 0
54	1.09	(285,23)	C 1	.93	(326, 1)	C 1
55	1.07	(285,23)	C 1	.92	(129,23)	C 0
56	1.03	(285,23)	C 1	.90	(129,23)	C 0
57	1.61	(198,24)	C 0	1.60	(49,19)	C 1
58	1.86	(285,24)	C 1	1.40	(326, 1)	C 1
59	1.97	(285,24)	C 1	1.54	(326, 1)	C 1
60	1.77	(285,24)	C 1	1.37	(326, 1)	C 1

FIVE HIGHEST 1-HOUR END-TO-END AVERAGE CONCENTRATIONS IN PARTS PER MILLION
INCLUDING AMBIENT BACKGROUND CONCENTRATIONS.

Rcptr No.	Highest Conc	Highest Ending Day Hr	Highest Calm	Second Highest Conc	Second Highest Ending Day Hr	Second Highest Calm	Third Highest Conc	Third Highest Ending Day Hr	Third Highest Calm	Fourth Highest Conc	Fourth Highest Ending Day Hr	Fourth Highest Calm	Fifth Highest Conc	Fifth Highest Ending Day Hr	Fifth Highest Calm
1	2.90	(67, 7)	C 0	2.60	(71,18)	C 0	2.60	(177,17)	C 0	2.60	(228, 8)	C 0	2.50	(55,19)	C 0

JOB: HSS FDR Air Quality Build/35' Jets

RUN: FDR DRIVE BET E 67TH-75TH STS/35' JETS

FIVE HIGHEST 1-HOUR END-TO-END AVERAGE CONCENTRATIONS IN PARTS PER MILLION
INCLUDING AMBIENT BACKGROUND CONCENTRATIONS.

Rcptr	Highest Ending			Second Highest Ending			Third Highest Ending			Fourth Highest Ending			Fifth Highest Ending		
No.	Conc	Day Hr	Calm	Conc	Day Hr	Calm	Conc	Day Hr	Calm	Conc	Day Hr	Calm	Conc	Day Hr	Calm
2	2.80	(67, 7)	C 0	2.50	(55,18)	C 0	2.40	(216,17)	C 0	2.30	(305,22)	C 0	2.30	(338,20)	C 0
3	2.60	(338,20)	C 0	2.40	(50, 8)	C 0	2.40	(76,19)	C 0	2.40	(165,21)	C 0	2.30	(305,22)	C 0
4	2.70	(50, 8)	C 0	2.50	(76,19)	C 0	2.50	(338,20)	C 0	2.40	(29, 9)	C 0	2.40	(29,11)	C 0
5	2.70	(50, 8)	C 0	2.50	(76,19)	C 0	2.30	(29, 9)	C 0	2.30	(338,20)	C 0	2.20	(29,11)	C 0
6	2.50	(50, 8)	C 0	2.50	(76,19)	C 0	2.30	(29, 9)	C 0	2.20	(285,21)	C 0	2.10	(80,21)	C 0
7	2.40	(29, 9)	C 0	2.40	(50, 8)	C 0	2.30	(76,19)	C 0	2.20	(285,21)	C 0	2.10	(41,18)	C 0
8	2.40	(50, 8)	C 0	2.30	(76,19)	C 0	2.20	(29, 9)	C 0	2.20	(41,18)	C 0	2.20	(285,21)	C 0
9	2.40	(50, 8)	C 0	2.20	(29, 9)	C 0	2.20	(41,18)	C 0	2.20	(76,19)	C 0	2.20	(285,21)	C 0
10	2.40	(50, 8)	C 0	2.30	(41,18)	C 0	2.20	(29, 9)	C 0	2.20	(285,21)	C 0	2.10	(76,19)	C 0
11	2.30	(50, 8)	C 0	2.20	(41,18)	C 0	2.20	(285,21)	C 0	2.10	(29, 9)	C 0	2.10	(316,17)	C 0
12	2.20	(50, 8)	C 0	2.20	(285,21)	C 0	2.10	(29, 9)	C 0	2.10	(76,19)	C 0	2.10	(316,17)	C 0
13	2.30	(41,18)	C 0	2.20	(29, 9)	C 0	2.20	(285,21)	C 0	2.10	(50, 8)	C 0	2.10	(76,19)	C 0
14	2.30	(41,18)	C 0	2.20	(285,21)	C 0	2.10	(29, 9)	C 0	2.10	(50, 8)	C 0	2.10	(76,19)	C 0
15	2.30	(41,18)	C 0	2.20	(50, 8)	C 0	2.20	(285,21)	C 0	2.10	(29, 9)	C 0	2.10	(76,19)	C 0
16	2.30	(41,18)	C 0	2.20	(50, 8)	C 0	2.20	(285,21)	C 0	2.10	(29, 9)	C 0	2.10	(316,17)	C 0
17	2.30	(41,18)	C 0	2.20	(285,21)	C 0	2.10	(29, 9)	C 0	2.10	(50, 8)	C 0	2.00	(76,19)	C 0
18	2.20	(41,18)	C 0	2.20	(50, 8)	C 0	2.20	(285,21)	C 0	2.10	(29, 9)	C 0	2.10	(316,17)	C 0
19	2.20	(41,18)	C 0	2.20	(50, 8)	C 0	2.20	(285,21)	C 0	2.10	(29, 9)	C 0	2.00	(316,17)	C 0
20	2.20	(285,21)	C 0	2.10	(41,18)	C 0	2.10	(50, 8)	C 0	2.00	(29, 9)	C 0	2.00	(316,17)	C 0
21	2.30	(41,18)	C 0	2.20	(285,21)	C 0	2.10	(50, 8)	C 0	2.10	(316,17)	C 0	2.00	(29, 9)	C 0
22	2.30	(41,18)	C 0	2.20	(50, 8)	C 0	2.20	(285,21)	C 0	2.20	(316,17)	C 0	2.10	(76,19)	C 0
23	2.20	(41,18)	C 0	2.20	(50, 8)	C 0	2.20	(316,17)	C 0	2.10	(76,19)	C 0	2.10	(285,21)	C 0
24	2.30	(41,18)	C 0	2.20	(50, 8)	C 0	2.20	(316,17)	C 0	2.10	(76,19)	C 0	2.10	(285,21)	C 0
25	2.30	(41,18)	C 0	2.20	(50, 8)	C 0	2.20	(316,17)	C 0	2.10	(140, 7)	C 0	2.10	(76,19)	C 0
26	2.40	(41,18)	C 0	2.20	(50, 8)	C 0	2.20	(316,17)	C 0	2.10	(76,19)	C 0	2.00	(140, 7)	C 0
27	2.30	(41,18)	C 0	2.20	(29, 9)	C 0	2.20	(50, 8)	C 0	2.10	(140, 7)	C 0	2.10	(76,19)	C 0
28	2.20	(41,18)	C 0	2.20	(29, 9)	C 0	2.20	(50, 8)	C 0	2.10	(285,21)	C 0	2.10	(76,19)	C 0
29	2.20	(41,18)	C 0	2.20	(50, 8)	C 0	2.10	(29, 9)	C 0	2.10	(76,19)	C 0	2.10	(316,17)	C 0
30	2.20	(41,18)	C 0	2.20	(29, 9)	C 0	2.20	(50, 8)	C 0	2.10	(76,19)	C 0	2.10	(316,17)	C 0
31	2.20	(41,18)	C 0	2.20	(29, 9)	C 0	2.20	(50, 8)	C 0	2.20	(316,17)	C 0	2.10	(76,19)	C 0
32	2.20	(41,18)	C 0	2.10	(29, 9)	C 0	2.10	(50, 8)	C 0	2.10	(316,17)	C 0	2.00	(76,19)	C 0
33	2.20	(41,18)	C 0	2.10	(29, 9)	C 0	2.10	(50, 8)	C 0	2.10	(316,17)	C 0	2.00	(76,19)	C 0
34	2.20	(41,18)	C 0	2.00	(50, 8)	C 0	2.00	(316,17)	C 0	1.90	(29, 9)	C 0	1.90	(76,19)	C 0
35	2.60	(41,18)	C 0	2.20	(140, 7)	C 0	2.00	(187,22)	C 0	1.90	(5,14)	C 0	1.90	(29, 9)	C 0
36	3.00	(41,18)	C 0	2.50	(140, 7)	C 0	2.50	(285,21)	C 0	2.40	(362, 8)	C 0	2.30	(5,14)	C 0
37	3.70	(285,21)	C 0	3.60	(41,18)	C 0	3.10	(227,20)	C 0	3.00	(362, 8)	C 0	2.90	(5,14)	C 0
38	5.60	(285,21)	C 0	4.80	(165, 9)	C 0	4.80	(285,23)	C 0	4.60	(280, 7)	C 0	4.50	(285,20)	C 0
39	5.80*	(172,16)	C 0	5.10*	(220,15)	C 0	4.90	(228, 8)	C 0	4.60	(188,19)	C 0	4.60	(194,19)	C 0
40	4.40	(50, 8)	C 0	4.40	(338,20)	C 0	4.30	(67, 7)	C 0	4.30	(76,19)	C 0	4.00	(216,17)	C 0
41	4.10	(50, 8)	C 0	3.90	(76,19)	C 0	3.60	(29, 9)	C 0	3.30	(316,17)	C 0	3.20	(29,11)	C 0
42	3.00	(50, 8)	C 0	2.90	(316,17)	C 0	2.80	(29, 9)	C 0	2.80	(76,19)	C 0	2.70	(233, 7)	C 0

JOB: HSS FDR Air Quality Build/35' Jets

RUN: FDR DRIVE BET E 67TH-75TH STS/35' JETS

FIVE HIGHEST 1-HOUR END-TO-END AVERAGE CONCENTRATIONS IN PARTS PER MILLION
INCLUDING AMBIENT BACKGROUND CONCENTRATIONS.

Rcptr	Highest			Second Highest			Third Highest			Fourth Highest			Fifth Highest		
No.	Conc	Ending Day Hr	Calm	Conc	Ending Day Hr	Calm	Conc	Ending Day Hr	Calm	Conc	Ending Day Hr	Calm	Conc	Ending Day Hr	Calm
43	2.60	(316,17)	C 0	2.50	(29, 9)	C 0	2.50	(50, 8)	C 0	2.40	(160,10)	C 0	2.40	(233, 7)	C 0
44	2.50	(316,17)	C 0	2.30	(233, 7)	C 0	2.20	(50, 8)	C 0	2.20	(156,10)	C 0	2.10	(29, 9)	C 0
45	2.40	(316,17)	C 0	2.10	(29, 9)	C 0	2.00	(50, 8)	C 0	2.00	(233, 7)	C 0	1.90	(5,21)	C 0
46	2.10	(316,17)	C 0	2.00	(50, 8)	C 0	1.90	(156,10)	C 0	1.80	(233, 7)	C 0	1.80	(285,21)	C 0
47	2.10	(316,17)	C 0	1.90	(233, 7)	C 0	1.80	(50, 8)	C 0	1.80	(285,21)	C 0	1.80	(29, 9)	C 0
48	2.00	(316,17)	C 0	1.80	(50, 8)	C 0	1.80	(285,21)	C 0	1.70	(29, 9)	C 0	1.70	(41,18)	C 0
49	1.90	(29, 9)	C 0	1.90	(285,21)	C 0	1.90	(316,17)	C 0	1.80	(41,18)	C 0	1.80	(50, 8)	C 0
50	1.80	(316,17)	C 0	1.80	(29, 9)	C 0	1.80	(50, 8)	C 0	1.80	(285,21)	C 0	1.80	(41,18)	C 0
51	1.90	(316,17)	C 0	1.90	(41,18)	C 0	1.80	(29, 9)	C 0	1.80	(50, 8)	C 0	1.80	(285,21)	C 0
52	1.90	(316,17)	C 0	1.80	(29, 9)	C 0	1.80	(41,18)	C 0	1.80	(50, 8)	C 0	1.80	(285,21)	C 0
53	2.00	(285,21)	C 0	1.90	(316,17)	C 0	1.70	(29, 9)	C 0	1.70	(41,18)	C 0	1.70	(50, 8)	C 0
54	1.90	(285,21)	C 0	1.80	(29, 9)	C 0	1.80	(316,17)	C 0	1.70	(41,18)	C 0	1.70	(50, 8)	C 0
55	2.00	(285,21)	C 0	1.80	(29, 9)	C 0	1.70	(316,17)	C 0	1.70	(50, 8)	C 0	1.70	(160,10)	C 0
56	1.90	(285,21)	C 0	1.80	(29, 9)	C 0	1.70	(50, 8)	C 0	1.60	(316,17)	C 0	1.60	(76,19)	C 0
57	3.30	(172,16)	C 0	3.10	(220,15)	C 0	2.80	(247,16)	C 0	2.80	(326,16)	C 0	2.60	(313,19)	C 0
58	3.10	(172,16)	C 0	2.80	(285,21)	C 0	2.60	(285,23)	C 0	2.60	(274,16)	C 0	2.50	(139,18)	C 0
59	3.30	(285,21)	C 0	2.70	(165, 9)	C 0	2.70	(285,23)	C 0	2.60	(280, 7)	C 0	2.50	(172,15)	C 0
60	3.20	(285,21)	C 0	2.60	(165, 9)	C 0	2.60	(227,20)	C 0	2.50	(280, 7)	C 0	2.50	(285,20)	C 0

MAXIMUM 8-HOUR AVERAGED LINK CONTRIBUTIONS
IN PARTS PER MILLION (PPM)
INCLUDING AMBIENT BACKGROUND CONCENTRATIONS.

Rcptr No.	Total Conc	Ending Day Hr	Ambient Backgnd	Total Link	Link +1	Link +2	Link +3	Link +4	Link +5	Link +6	Link +7	Link +8	Link +9	Link +10
1	1.69	(250,24)	.00	1.69	.26	.19	.00	.00	.00	.00	.00	.00	.00	.00
			Links	10+	.09	.18	.00	.00	.00	.00	.00	.97	.00	.00
2	1.39	(338,21)	.00	1.39	.20	.28	.00	.00	.00	.00	.00	.00	.00	.00
			Links	10+	.01	.21	.00	.00	.00	.00	.00	.69	.00	.00
3	1.36	(338,24)	.00	1.36	.06	.51	.00	.00	.00	.00	.00	.00	.00	.00
			Links	10+	.16	.14	.00	.00	.00	.00	.00	.49	.00	.00
4	1.31	(285,23)	.00	1.31	.00	.84	.00	.00	.00	.00	.00	.00	.00	.00
			Links	10+	.43	.00	.00	.00	.00	.04	.00	.00	.00	.00
5	1.30	(285,23)	.00	1.30	.00	.83	.00	.00	.00	.00	.00	.00	.00	.00
			Links	10+	.43	.00	.00	.00	.00	.04	.00	.00	.00	.00
6	1.29	(285,23)	.00	1.29	.00	.81	.00	.00	.00	.00	.00	.00	.00	.00
			Links	10+	.43	.00	.00	.00	.00	.04	.00	.00	.00	.00
7	1.26	(285,23)	.00	1.26	.00	.79	.00	.00	.00	.00	.00	.00	.00	.00
			Links	10+	.43	.00	.00	.00	.00	.04	.00	.00	.00	.00

JOB: HSS FDR Air Quality Build/35' Jets

RUN: FDR DRIVE BET E 67TH-75TH STS/35' JETS

LINK CONTRIBUTION TABLES

MAXIMUM 8-HOUR AVERAGED LINK CONTRIBUTIONS
IN PARTS PER MILLION (PPM)
INCLUDING AMBIENT BACKGROUND CONCENTRATIONS.

Rcptr No.	Total Conc	Ending Day Hr	Ambient Backgnd	Total Link	Link +1	Link +2	Link +3	Link +4	Link +5	Link +6	Link +7	Link +8	Link +9	Link +10
8	1.30	(285,23)	.00	1.30	.00	.83	.00	.00	.00	.00	.00	.00	.00	.00
				Links 10+	.43	.00	.00	.00	.00	.04	.00	.00	.00	.00
9	1.29	(285,23)	.00	1.29	.00	.81	.00	.00	.00	.00	.00	.00	.00	.00
				Links 10+	.43	.00	.00	.00	.00	.04	.00	.00	.00	.00
10	1.29	(285,23)	.00	1.29	.00	.81	.00	.00	.00	.00	.00	.00	.00	.00
				Links 10+	.43	.00	.00	.00	.00	.04	.00	.00	.00	.00
11	1.29	(285,23)	.00	1.29	.00	.81	.00	.00	.00	.00	.00	.00	.00	.00
				Links 10+	.43	.00	.00	.00	.00	.04	.00	.00	.00	.00
12	1.27	(285,23)	.00	1.27	.00	.80	.00	.00	.00	.00	.00	.00	.00	.00
				Links 10+	.43	.00	.00	.00	.00	.04	.00	.00	.00	.00
13	1.29	(285,23)	.00	1.29	.00	.81	.00	.00	.00	.00	.00	.00	.00	.00
				Links 10+	.43	.00	.00	.00	.00	.04	.00	.00	.00	.00
14	1.29	(285,23)	.00	1.29	.00	.81	.00	.00	.00	.00	.00	.00	.00	.00
				Links 10+	.43	.00	.00	.00	.00	.04	.00	.00	.00	.00
15	1.27	(285,23)	.00	1.27	.00	.80	.00	.00	.00	.00	.00	.00	.00	.00
				Links 10+	.43	.00	.00	.00	.00	.04	.00	.00	.00	.00
16	1.24	(285,23)	.00	1.24	.00	.79	.00	.00	.00	.00	.00	.00	.00	.00
				Links 10+	.43	.00	.00	.00	.00	.03	.00	.00	.00	.00
17	1.26	(285,23)	.00	1.26	.00	.80	.00	.00	.00	.00	.00	.00	.00	.00
				Links 10+	.43	.00	.00	.00	.00	.03	.00	.00	.00	.00
18	1.27	(285,23)	.00	1.27	.00	.81	.00	.00	.00	.00	.00	.00	.00	.00
				Links 10+	.43	.00	.00	.00	.00	.03	.00	.00	.00	.00
19	1.26	(285,23)	.00	1.26	.00	.81	.00	.00	.00	.00	.00	.00	.00	.00
				Links 10+	.41	.00	.00	.00	.00	.03	.00	.00	.00	.00
20	1.24	(285,23)	.00	1.24	.00	.80	.00	.00	.00	.00	.00	.00	.00	.00
				Links 10+	.41	.00	.00	.00	.00	.03	.00	.00	.00	.00
21	1.21	(285,23)	.00	1.21	.00	.79	.00	.00	.00	.00	.00	.00	.00	.00
				Links 10+	.40	.00	.00	.00	.00	.03	.00	.00	.00	.00
22	1.24	(285,23)	.00	1.24	.00	.81	.00	.00	.00	.00	.00	.00	.00	.00
				Links 10+	.40	.00	.00	.00	.00	.03	.00	.00	.00	.00
23	1.20	(285,23)	.00	1.20	.00	.79	.00	.00	.00	.00	.00	.00	.00	.00
				Links 10+	.39	.00	.00	.00	.00	.03	.00	.00	.00	.00
24	1.20	(285,23)	.00	1.20	.00	.79	.00	.00	.00	.00	.00	.00	.00	.00
				Links 10+	.39	.00	.00	.00	.00	.03	.00	.00	.00	.00
25	1.20	(285,23)	.00	1.20	.00	.77	.00	.00	.00	.00	.00	.01	.00	.01
				Links 10+	.39	.00	.00	.00	.00	.01	.00	.00	.00	.00
26	1.21	(285,24)	.00	1.21	.00	.77	.00	.00	.01	.00	.00	.01	.00	.01
				Links 10+	.37	.00	.00	.00	.00	.01	.01	.00	.00	.00

LINK CONTRIBUTION TABLES

MAXIMUM 8-HOUR AVERAGED LINK CONTRIBUTIONS
IN PARTS PER MILLION (PPM)
INCLUDING AMBIENT BACKGROUND CONCENTRATIONS.

Rcptr No.	Total Conc	Ending Day Hr	Ambient Backgnd	Total Link	Link +1	Link +2	Link +3	Link +4	Link +5	Link +6	Link +7	Link +8	Link +9	Link +10
27	1.19	(285,24)	.00	1.19	.00	.77	.01	.00	.01	.00	.00	.01	.00	.03
				Links 10+	.31	.00	.00	.00	.00	.01	.01	.00	.00	.00
28	1.14	(285,24)	.00	1.14	.00	.73	.03	.00	.01	.00	.00	.01	.01	.06
				Links 10+	.27	.00	.00	.00	.00	.00	.01	.00	.00	.00
29	1.13	(285,24)	.00	1.13	.00	.69	.06	.00	.01	.00	.00	.01	.01	.11
				Links 10+	.21	.00	.00	.00	.00	.00	.01	.00	.00	.00
30	1.13	(316,17)	.00	1.13	.00	.73	.00	.00	.00	.00	.00	.00	.00	.00
				Links 10+	.39	.00	.00	.00	.00	.00	.00	.01	.00	.00
31	1.13	(316,17)	.00	1.13	.00	.73	.00	.00	.00	.00	.00	.00	.00	.00
				Links 10+	.39	.00	.00	.00	.00	.00	.00	.01	.00	.00
32	1.06	(316,17)	.00	1.06	.00	.61	.06	.00	.00	.00	.00	.00	.00	.01
				Links 10+	.36	.00	.00	.00	.00	.00	.00	.01	.00	.00
33	1.07	(316,17)	.00	1.07	.00	.41	.27	.00	.00	.00	.00	.00	.00	.06
				Links 10+	.31	.00	.00	.00	.00	.00	.00	.01	.00	.00
34	1.01	(129,23)	.00	1.01	.00	.39	.29	.00	.00	.00	.00	.00	.00	.04
				Links 10+	.29	.00	.00	.00	.00	.01	.00	.00	.00	.00
35	.91	(285,23)	.00	.91	.00	.00	.00	.33	.07	.00	.00	.14	.10	.00
				Links 10+	.00	.00	.03	.00	.00	.00	.24	.00	.00	.00
36	1.21	(285,23)	.00	1.21	.00	.00	.00	.30	.13	.00	.00	.20	.09	.00
				Links 10+	.00	.00	.03	.00	.00	.00	.47	.00	.00	.00
37	1.91	(285,23)	.00	1.91	.00	.00	.00	.24	.23	.00	.01	.29	.01	.00
				Links 10+	.00	.00	.03	.00	.00	.00	1.10	.00	.00	.00
38	3.43	(285,24)	.00	3.43	.00	.00	.00	.09	.51	.00	.01	.31	.00	.00
				Links 10+	.00	.00	.06	.00	.00	.00	2.44	.00	.00	.00
39	2.93	(49,21)	.00	2.93	.00	.00	.00	.03	.37	.00	.00	.20	.03	.00
				Links 10+	.00	.00	.01	.00	.00	.00	2.29	.00	.00	.00
40	2.44	(338,21)	.00	2.44	.00	.00	.00	.05	.31	.00	.00	.09	.09	.01
				Links 10+	.00	.00	.00	.00	.00	.00	1.89	.00	.00	.00
41	1.83	(50,12)	.00	1.83	.00	.12	.03	.08	.30	.00	.00	.03	.07	.03
				Links 10+	.15	.00	.00	.00	.00	.00	1.02	.00	.00	.00
42	1.50	(50,12)	.00	1.50	.00	.10	.02	.05	.38	.00	.00	.05	.05	.02
				Links 10+	.15	.00	.00	.00	.00	.00	.68	.00	.00	.00
43	1.25	(50,12)	.00	1.25	.00	.08	.00	.05	.42	.00	.00	.08	.03	.02
				Links 10+	.12	.00	.00	.00	.00	.00	.45	.00	.00	.00
44	1.08	(50,12)	.00	1.08	.00	.08	.00	.03	.42	.00	.00	.12	.03	.00
				Links 10+	.10	.00	.00	.00	.00	.00	.30	.00	.00	.00
45	1.06	(316,17)	.00	1.06	.00	.07	.01	.01	.49	.00	.00	.20	.01	.00
				Links 10+	.09	.00	.00	.00	.00	.00	.17	.00	.00	.00

JOB: HSS FDR Air Quality Build/35' Jets

RUN: FDR DRIVE BET E 67TH-75TH STS/35' JETS

LINK CONTRIBUTION TABLES

MAXIMUM 8-HOUR AVERAGED LINK CONTRIBUTIONS
IN PARTS PER MILLION (PPM)
INCLUDING AMBIENT BACKGROUND CONCENTRATIONS.

Rcptr No.	Total Conc	Ending Day Hr	Ambient Backgnd	Total Link	Link +1	Link +2	Link +3	Link +4	Link +5	Link +6	Link +7	Link +8	Link +9	Link +10
46	1.03	(285,24)	.00	1.03	.00	.00	.00	.00	.61	.01	.03	.31	.00	.00
				Links 10+	.00	.00	.06	.00	.00	.00	.00	.00	.00	.00
47	1.01	(285,24)	.00	1.01	.00	.00	.00	.00	.61	.01	.03	.31	.00	.00
				Links 10+	.00	.00	.04	.00	.00	.00	.00	.00	.00	.00
48	1.00	(285,24)	.00	1.00	.00	.00	.00	.00	.60	.01	.03	.31	.00	.00
				Links 10+	.00	.00	.04	.00	.00	.00	.00	.00	.00	.00
49	1.00	(285,24)	.00	1.00	.00	.00	.00	.00	.60	.03	.04	.30	.00	.00
				Links 10+	.00	.00	.03	.00	.00	.00	.00	.00	.00	.00
50	.99	(285,23)	.00	.99	.00	.00	.00	.00	.60	.03	.09	.27	.00	.00
				Links 10+	.00	.00	.00	.00	.00	.00	.00	.00	.00	.00
51	.99	(285,23)	.00	.99	.00	.00	.00	.00	.60	.04	.10	.24	.00	.00
				Links 10+	.00	.00	.00	.00	.00	.00	.00	.00	.00	.00
52	1.04	(285,23)	.00	1.04	.00	.00	.00	.00	.59	.07	.16	.23	.00	.00
				Links 10+	.00	.00	.00	.00	.00	.00	.00	.00	.00	.00
53	1.04	(285,24)	.00	1.04	.00	.00	.00	.00	.56	.09	.21	.19	.00	.00
				Links 10+	.00	.00	.00	.00	.00	.00	.00	.00	.00	.00
54	1.09	(285,23)	.00	1.09	.00	.00	.00	.00	.50	.20	.30	.09	.00	.00
				Links 10+	.00	.00	.00	.00	.00	.00	.00	.00	.00	.00
55	1.07	(285,23)	.00	1.07	.00	.00	.00	.00	.30	.37	.39	.01	.00	.00
				Links 10+	.00	.00	.00	.00	.00	.00	.00	.00	.00	.00
56	1.03	(285,23)	.00	1.03	.00	.00	.00	.00	.00	.63	.40	.00	.00	.00
				Links 10+	.00	.00	.00	.00	.00	.00	.00	.00	.00	.00
57	1.61	(198,24)	.00	1.61	.38	.00	.00	.00	.00	.00	.00	.00	.00	.00
				Links 10+	.04	.23	.00	.00	.00	.00	.00	.98	.00	.00
58	1.86	(285,24)	.00	1.86	.51	.21	.00	.00	.00	.00	.00	.00	.00	.00
				Links 10+	.29	.11	.00	.00	.00	.03	.00	.70	.00	.00
59	1.97	(285,24)	.00	1.97	.56	.10	.00	.00	.00	.00	.00	.00	.00	.00
				Links 10+	.20	.20	.00	.00	.00	.01	.00	.90	.00	.00
60	1.77	(285,24)	.00	1.77	.59	.06	.00	.00	.00	.00	.00	.00	.00	.00
				Links 10+	.14	.27	.00	.00	.00	.01	.00	.70	.00	.00

JOB: HSS FDR Air Quality Build/35' Jets

RUN: FDR DRIVE BET E 67TH-75TH STS/35' JETS

LINK CONTRIBUTION TABLES

SECOND HIGHEST 8-HOUR AVERAGED LINK CONTRIBUTIONS
IN PARTS PER MILLION (PPM)
INCLUDING AMBIENT BACKGROUND CONCENTRATIONS.

Rcptr No.	Total Conc	Ending Day Hr	Ambient Backgnd	Total Link	Link +1	Link +2	Link +3	Link +4	Link +5	Link +6	Link +7	Link +8	Link +9	Link +10
1	1.54	(49,23)	.00	1.54	.23	.23	.00	.00	.00	.00	.00	.00	.00	.00
				Links 10+	.11	.16	.00	.00	.00	.00	.00	.81	.00	.00
2	1.33	(67,13)	.00	1.33	.04	.43	.00	.00	.00	.00	.00	.00	.00	.00
				Links 10+	.20	.11	.00	.00	.00	.00	.00	.54	.00	.00
3	1.29	(285,23)	.00	1.29	.00	.81	.00	.00	.00	.00	.00	.00	.00	.00
				Links 10+	.43	.00	.00	.00	.00	.04	.00	.00	.00	.00
4	1.27	(338,24)	.00	1.27	.03	.59	.00	.00	.00	.00	.00	.00	.00	.00
				Links 10+	.24	.09	.00	.00	.00	.00	.00	.33	.00	.00
5	1.22	(50,12)	.00	1.22	.17	.50	.00	.00	.00	.00	.00	.00	.00	.00
				Links 10+	.08	.18	.00	.00	.00	.00	.00	.28	.00	.00
6	1.17	(316,17)	.00	1.17	.09	.56	.00	.00	.00	.00	.00	.00	.00	.00
				Links 10+	.24	.11	.00	.00	.00	.00	.00	.17	.00	.00
7	1.13	(50,12)	.00	1.13	.08	.55	.00	.00	.00	.00	.00	.00	.00	.00
				Links 10+	.17	.13	.00	.00	.00	.00	.00	.20	.00	.00
8	1.17	(50,12)	.00	1.17	.08	.58	.00	.00	.00	.00	.00	.00	.00	.00
				Links 10+	.22	.10	.00	.00	.00	.00	.00	.18	.00	.00
9	1.13	(50,12)	.00	1.13	.05	.62	.00	.00	.00	.00	.00	.00	.00	.00
				Links 10+	.22	.10	.00	.00	.00	.00	.00	.15	.00	.00
10	1.17	(50,12)	.00	1.17	.05	.65	.00	.00	.00	.00	.00	.00	.00	.00
				Links 10+	.25	.07	.00	.00	.00	.00	.00	.15	.00	.00
11	1.14	(129,23)	.00	1.14	.08	.65	.00	.00	.00	.00	.00	.00	.00	.00
				Links 10+	.24	.08	.00	.00	.00	.00	.00	.10	.00	.00
12	1.11	(316,17)	.00	1.11	.04	.66	.00	.00	.00	.00	.00	.00	.00	.00
				Links 10+	.30	.06	.00	.00	.00	.00	.00	.06	.00	.00
13	1.11	(129,23)	.00	1.11	.05	.68	.00	.00	.00	.00	.00	.00	.00	.00
				Links 10+	.24	.06	.00	.00	.00	.00	.00	.09	.00	.00
14	1.11	(129,23)	.00	1.11	.04	.69	.00	.00	.00	.00	.00	.00	.00	.00
				Links 10+	.25	.05	.00	.00	.00	.00	.00	.09	.00	.00
15	1.10	(316,17)	.00	1.10	.01	.67	.00	.00	.00	.00	.00	.00	.00	.00
				Links 10+	.33	.03	.00	.00	.00	.00	.00	.06	.00	.00
16	1.09	(316,17)	.00	1.09	.01	.67	.00	.00	.00	.00	.00	.00	.00	.00
				Links 10+	.33	.01	.00	.00	.00	.00	.00	.06	.00	.00
17	1.06	(316,17)	.00	1.06	.01	.67	.00	.00	.00	.00	.00	.00	.00	.00
				Links 10+	.33	.01	.00	.00	.00	.00	.00	.03	.00	.00
18	1.10	(316,17)	.00	1.10	.01	.70	.00	.00	.00	.00	.00	.00	.00	.00
				Links 10+	.34	.01	.00	.00	.00	.00	.00	.03	.00	.00
19	1.07	(316,17)	.00	1.07	.01	.69	.00	.00	.00	.00	.00	.00	.00	.00
				Links 10+	.34	.01	.00	.00	.00	.00	.00	.01	.00	.00

JOB: HSS FDR Air Quality Build/35' Jets

RUN: FDR DRIVE BET E 67TH-75TH STS/35' JETS

LINK CONTRIBUTION TABLES

SECOND HIGHEST 8-HOUR AVERAGED LINK CONTRIBUTIONS
IN PARTS PER MILLION (PPM)
INCLUDING AMBIENT BACKGROUND CONCENTRATIONS.

Rcptr No.	Total Conc	Ending Day Hr	Ambient Backgnd	Total Link	Link +1	Link +2	Link +3	Link +4	Link +5	Link +6	Link +7	Link +8	Link +9	Link +10
20	1.06	(316,17)	.00	1.06	.01	.67	.00	.00	.00	.00	.00	.00	.00	.00
			Links 10+		.34	.01	.00	.00	.00	.00	.00	.01	.00	.00
21	1.07	(316,17)	.00	1.07	.01	.67	.00	.00	.00	.00	.00	.00	.00	.00
			Links 10+		.36	.01	.00	.00	.00	.00	.00	.01	.00	.00
22	1.11	(316,17)	.00	1.11	.01	.70	.00	.00	.00	.00	.00	.00	.00	.00
			Links 10+		.37	.01	.00	.00	.00	.00	.00	.01	.00	.00
23	1.11	(316,17)	.00	1.11	.01	.70	.00	.00	.00	.00	.00	.00	.00	.00
			Links 10+		.37	.01	.00	.00	.00	.00	.00	.01	.00	.00
24	1.13	(316,17)	.00	1.13	.01	.71	.00	.00	.00	.00	.00	.00	.00	.00
			Links 10+		.37	.01	.00	.00	.00	.00	.00	.01	.00	.00
25	1.11	(316,17)	.00	1.11	.01	.70	.00	.00	.00	.00	.00	.00	.00	.00
			Links 10+		.37	.01	.00	.00	.00	.00	.00	.01	.00	.00
26	1.11	(316,17)	.00	1.11	.01	.70	.00	.00	.00	.00	.00	.00	.00	.00
			Links 10+		.37	.01	.00	.00	.00	.00	.00	.01	.00	.00
27	1.13	(316,17)	.00	1.13	.00	.71	.00	.00	.00	.00	.00	.00	.00	.00
			Links 10+		.39	.01	.00	.00	.00	.00	.00	.01	.00	.00
28	1.13	(316,17)	.00	1.13	.00	.71	.00	.00	.00	.00	.00	.00	.00	.00
			Links 10+		.39	.01	.00	.00	.00	.00	.00	.01	.00	.00
29	1.13	(316,17)	.00	1.13	.00	.71	.00	.00	.00	.00	.00	.00	.00	.00
			Links 10+		.39	.01	.00	.00	.00	.00	.00	.01	.00	.00
30	1.10	(285,24)	.00	1.10	.00	.59	.13	.03	.01	.00	.00	.03	.03	.17
			Links 10+		.10	.00	.00	.00	.00	.00	.01	.00	.00	.00
31	1.12	(50,12)	.00	1.12	.00	.73	.00	.00	.00	.00	.00	.00	.00	.00
			Links 10+		.37	.00	.00	.00	.00	.02	.00	.00	.00	.00
32	1.05	(129,23)	.00	1.05	.00	.70	.03	.00	.00	.00	.00	.00	.00	.00
			Links 10+		.31	.00	.00	.00	.00	.01	.00	.00	.00	.00
33	1.04	(129,23)	.00	1.04	.00	.51	.19	.00	.00	.00	.00	.00	.00	.01
			Links 10+		.31	.00	.00	.00	.00	.01	.00	.00	.00	.00
34	.97	(50,12)	.00	.97	.00	.37	.27	.00	.00	.00	.00	.00	.00	.02
			Links 10+		.30	.00	.00	.00	.00	.02	.00	.00	.00	.00
35	.88	(129,23)	.00	.88	.00	.29	.24	.06	.00	.00	.00	.00	.00	.04
			Links 10+		.25	.00	.00	.00	.00	.00	.00	.00	.00	.00
36	1.07	(326, 1)	.00	1.07	.00	.00	.00	.27	.11	.00	.00	.19	.04	.00
			Links 10+		.00	.00	.01	.00	.00	.00	.44	.00	.00	.00
37	1.57	(326, 1)	.00	1.57	.00	.00	.00	.20	.23	.00	.00	.21	.00	.00
			Links 10+		.00	.00	.01	.00	.00	.00	.91	.00	.00	.00
38	2.66	(326, 1)	.00	2.66	.00	.00	.00	.04	.44	.00	.00	.27	.00	.00
			Links 10+		.00	.00	.01	.00	.00	.00	1.89	.00	.00	.00

LINK CONTRIBUTION TABLES

SECOND HIGHEST 8-HOUR AVERAGED LINK CONTRIBUTIONS
IN PARTS PER MILLION (PPM)
INCLUDING AMBIENT BACKGROUND CONCENTRATIONS.

Rcptr No.	Total Conc	Ending Day Hr	Ambient Backgnd	Total Link	Link +1	Link +2	Link +3	Link +4	Link +5	Link +6	Link +7	Link +8	Link +9	Link +10
39	2.85	(250,24)	.00	2.85	.00	.00	.00	.04	.34	.00	.00	.15	.06	.00
				Links 10+	.00	.00	.00	.00	.00	.00	2.26	.00	.00	.00
40	2.41	(316,17)	.00	2.41	.00	.10	.03	.10	.29	.00	.00	.07	.07	.04
				Links 10+	.11	.00	.00	.00	.00	.00	1.60	.00	.00	.00
41	1.75	(130, 1)	.00	1.75	.00	.09	.01	.09	.31	.00	.00	.04	.08	.03
				Links 10+	.09	.00	.00	.00	.00	.00	1.02	.00	.00	.00
42	1.41	(129,23)	.00	1.41	.00	.09	.00	.09	.38	.00	.00	.06	.04	.00
				Links 10+	.11	.00	.00	.00	.00	.00	.65	.00	.00	.00
43	1.17	(129,23)	.00	1.18	.00	.09	.00	.06	.40	.00	.00	.09	.04	.00
				Links 10+	.10	.00	.00	.00	.00	.00	.40	.00	.00	.00
44	1.07	(316,17)	.00	1.07	.00	.07	.01	.01	.44	.00	.00	.17	.03	.01
				Links 10+	.09	.00	.00	.00	.00	.00	.23	.00	.00	.00
45	1.05	(50,12)	.00	1.05	.00	.07	.00	.02	.47	.00	.00	.15	.03	.00
				Links 10+	.08	.00	.00	.00	.00	.00	.23	.00	.00	.00
46	1.01	(316,17)	.00	1.01	.00	.06	.00	.01	.49	.00	.00	.20	.01	.00
				Links 10+	.09	.00	.01	.00	.00	.00	.14	.00	.00	.00
47	1.00	(316,17)	.00	1.00	.00	.04	.00	.01	.51	.00	.00	.21	.01	.00
				Links 10+	.07	.00	.01	.00	.00	.00	.11	.00	.00	.00
48	.96	(316,17)	.00	.96	.00	.04	.00	.01	.51	.00	.00	.23	.01	.00
				Links 10+	.04	.00	.01	.00	.00	.00	.09	.00	.00	.00
49	.94	(316,17)	.00	.94	.00	.04	.00	.01	.51	.00	.00	.23	.00	.00
				Links 10+	.04	.00	.01	.00	.00	.00	.09	.00	.00	.00
50	.93	(316,17)	.00	.93	.00	.04	.00	.00	.53	.00	.00	.23	.00	.00
				Links 10+	.04	.00	.01	.00	.00	.00	.07	.00	.00	.00
51	.96	(129,23)	.00	.96	.00	.05	.00	.00	.55	.00	.00	.20	.00	.00
				Links 10+	.08	.00	.01	.00	.00	.00	.08	.00	.00	.00
52	.95	(129,23)	.00	.95	.00	.05	.00	.00	.55	.00	.00	.20	.00	.00
				Links 10+	.06	.00	.01	.00	.00	.00	.08	.00	.00	.00
53	.94	(129,23)	.00	.94	.00	.05	.00	.00	.55	.00	.00	.20	.00	.00
				Links 10+	.05	.00	.01	.00	.00	.00	.08	.00	.00	.00
54	.93	(326, 1)	.00	.93	.00	.00	.00	.00	.40	.19	.27	.07	.00	.00
				Links 10+	.00	.00	.00	.00	.00	.00	.00	.00	.00	.00
55	.92	(129,23)	.00	.93	.00	.05	.00	.00	.55	.00	.00	.21	.00	.00
				Links 10+	.05	.00	.01	.00	.00	.00	.05	.00	.00	.00
56	.90	(129,23)	.00	.90	.00	.04	.00	.00	.55	.00	.00	.21	.00	.00
				Links 10+	.05	.00	.01	.00	.00	.00	.04	.00	.00	.00
57	1.60	(49,19)	.00	1.60	.34	.04	.00	.00	.00	.00	.00	.00	.00	.00
				Links 10+	.10	.16	.00	.00	.00	.00	.00	.96	.00	.00

JOB: HSS FDR Air Quality Build/35' Jets

RUN: FDR DRIVE BET E 67TH-75TH STS/35' JETS

LINK CONTRIBUTION TABLES

SECOND HIGHEST 8-HOUR AVERAGED LINK CONTRIBUTIONS
IN PARTS PER MILLION (PPM)
INCLUDING AMBIENT BACKGROUND CONCENTRATIONS.

Rcptr No.	Total Conc	Ending Day Hr	Ambient Backgnd	Total Link	Link +1	Link +2	Link +3	Link +4	Link +5	Link +6	Link +7	Link +8	Link +9	Link +10
58	1.40	(326, 1)	.00	1.40	.40	.20	.00	.00	.00	.00	.00	.00	.00	.00
				Links 10+	.27	.07	.00	.00	.00	.01	.00	.44	.00	.00
59	1.54	(326, 1)	.00	1.54	.44	.11	.00	.00	.00	.00	.00	.00	.00	.00
				Links 10+	.20	.13	.00	.00	.00	.00	.00	.66	.00	.00
60	1.37	(326, 1)	.00	1.37	.47	.04	.00	.00	.00	.00	.00	.00	.00	.00
				Links 10+	.13	.17	.00	.00	.00	.00	.00	.56	.00	.00

MAXIMUM 1-HOUR AVERAGED LINK CONTRIBUTIONS
IN PARTS PER MILLION (PPM)
INCLUDING AMBIENT BACKGROUND CONCENTRATIONS.

Rcptr No.	Total Conc	Ending Day Hr	Ambient Backgnd	Total Link	Link +1	Link +2	Link +3	Link +4	Link +5	Link +6	Link +7	Link +8	Link +9	Link +10
1	2.90	(67, 7)	.00	2.90	.50	.10	.00	.00	.00	.00	.00	.00	.00	.00
				Links 10+	.00	.50	.00	.00	.00	.00	.00	1.80	.00	.00
2	2.80	(67, 7)	.00	2.80	.10	.70	.00	.00	.00	.00	.00	.00	.00	.00
				Links 10+	.20	.30	.00	.00	.00	.00	.00	1.50	.00	.00
3	2.60	(338,20)	.00	2.60	.20	.80	.00	.00	.00	.00	.00	.00	.00	.00
				Links 10+	.10	.40	.00	.00	.00	.00	.00	1.10	.00	.00
4	2.70	(50, 8)	.00	2.70	.30	1.00	.00	.00	.00	.00	.00	.00	.00	.00
				Links 10+	.10	.40	.00	.00	.00	.00	.00	.90	.00	.00
5	2.70	(50, 8)	.00	2.70	.20	1.10	.00	.00	.00	.00	.00	.00	.00	.00
				Links 10+	.20	.40	.00	.00	.00	.00	.00	.80	.00	.00
6	2.50	(50, 8)	.00	2.50	.20	1.10	.00	.00	.00	.00	.00	.00	.00	.00
				Links 10+	.30	.30	.00	.00	.00	.00	.00	.60	.00	.00
7	2.40	(29, 9)	.00	2.40	.20	1.10	.00	.00	.00	.00	.00	.00	.00	.00
				Links 10+	.30	.30	.00	.00	.00	.00	.00	.50	.00	.00
8	2.40	(50, 8)	.00	2.40	.10	1.20	.00	.00	.00	.00	.00	.00	.00	.00
				Links 10+	.50	.20	.00	.00	.00	.00	.00	.40	.00	.00
9	2.40	(50, 8)	.00	2.40	.10	1.30	.00	.00	.00	.00	.00	.00	.00	.00
				Links 10+	.50	.20	.00	.00	.00	.00	.00	.30	.00	.00
10	2.40	(50, 8)	.00	2.40	.10	1.30	.00	.00	.00	.00	.00	.00	.00	.00
				Links 10+	.60	.10	.00	.00	.00	.00	.00	.30	.00	.00
11	2.30	(50, 8)	.00	2.30	.10	1.30	.00	.00	.00	.00	.00	.00	.00	.00
				Links 10+	.60	.10	.00	.00	.00	.00	.00	.20	.00	.00
12	2.20	(50, 8)	.00	2.20	.00	1.30	.00	.00	.00	.00	.00	.00	.00	.00
				Links 10+	.60	.10	.00	.00	.00	.00	.00	.20	.00	.00

JOB: HSS FDR Air Quality Build/35' Jets

RUN: FDR DRIVE BET E 67TH-75TH STS/35' JETS

LINK CONTRIBUTION TABLES

MAXIMUM 1-HOUR AVERAGED LINK CONTRIBUTIONS
IN PARTS PER MILLION (PPM)
INCLUDING AMBIENT BACKGROUND CONCENTRATIONS.

Rcptr No.	Total Conc	Ending Day Hr	Ambient Backgnd	Total Link	Link +1	Link +2	Link +3	Link +4	Link +5	Link +6	Link +7	Link +8	Link +9	Link +10
13	2.30	(41,18)	.00	2.30	.00	1.50	.00	.00	.10	.00	.10	.10	.00	.00
				Links 10+	.50	.00	.00	.00	.00	.00	.00	.00	.00	.00
14	2.30	(41,18)	.00	2.30	.00	1.40	.00	.00	.10	.00	.10	.10	.00	.00
				Links 10+	.50	.00	.00	.00	.00	.00	.10	.00	.00	.00
15	2.30	(41,18)	.00	2.30	.00	1.40	.00	.00	.10	.00	.10	.10	.00	.00
				Links 10+	.50	.00	.00	.00	.00	.00	.10	.00	.00	.00
16	2.30	(41,18)	.00	2.30	.00	1.40	.00	.00	.10	.00	.10	.10	.00	.00
				Links 10+	.50	.00	.00	.00	.00	.00	.10	.00	.00	.00
17	2.30	(41,18)	.00	2.30	.00	1.40	.00	.00	.10	.00	.10	.10	.00	.00
				Links 10+	.50	.00	.00	.00	.00	.00	.10	.00	.00	.00
18	2.20	(41,18)	.00	2.20	.00	1.40	.00	.00	.10	.00	.10	.10	.00	.00
				Links 10+	.40	.00	.00	.00	.00	.00	.10	.00	.00	.00
19	2.20	(41,18)	.00	2.20	.00	1.40	.00	.00	.10	.00	.10	.10	.00	.00
				Links 10+	.40	.00	.00	.00	.00	.00	.10	.00	.00	.00
20	2.20	(285,21)	.00	2.20	.00	1.40	.00	.00	.00	.00	.00	.00	.00	.00
				Links 10+	.70	.00	.00	.00	.00	.10	.00	.00	.00	.00
21	2.30	(41,18)	.00	2.30	.00	1.30	.00	.00	.10	.10	.10	.10	.00	.10
				Links 10+	.40	.00	.00	.00	.00	.00	.10	.00	.00	.00
22	2.30	(41,18)	.00	2.30	.00	1.30	.10	.00	.10	.10	.10	.10	.00	.10
				Links 10+	.30	.00	.00	.00	.00	.00	.10	.00	.00	.00
23	2.20	(41,18)	.00	2.20	.00	1.20	.10	.00	.10	.10	.10	.10	.00	.10
				Links 10+	.30	.00	.00	.00	.00	.00	.10	.00	.00	.00
24	2.30	(41,18)	.00	2.30	.00	1.20	.10	.00	.10	.10	.10	.10	.10	.10
				Links 10+	.30	.00	.00	.00	.00	.00	.10	.00	.00	.00
25	2.30	(41,18)	.00	2.30	.00	1.10	.10	.10	.10	.10	.10	.20	.10	.10
				Links 10+	.20	.00	.00	.00	.00	.00	.10	.00	.00	.00
26	2.40	(41,18)	.00	2.40	.00	1.00	.10	.10	.20	.10	.10	.20	.10	.10
				Links 10+	.20	.00	.00	.00	.00	.00	.20	.00	.00	.00
27	2.30	(41,18)	.00	2.30	.00	1.00	.10	.10	.20	.10	.10	.20	.10	.10
				Links 10+	.10	.00	.00	.00	.00	.00	.20	.00	.00	.00
28	2.20	(41,18)	.00	2.20	.00	.80	.20	.10	.20	.10	.10	.20	.10	.10
				Links 10+	.10	.00	.00	.00	.00	.00	.20	.00	.00	.00
29	2.20	(41,18)	.00	2.20	.00	.70	.30	.10	.20	.10	.10	.20	.10	.10
				Links 10+	.00	.00	.00	.00	.00	.00	.30	.00	.00	.00
30	2.20	(41,18)	.00	2.20	.00	.40	.40	.20	.20	.10	.10	.20	.10	.10
				Links 10+	.00	.00	.10	.00	.00	.00	.30	.00	.00	.00
31	2.20	(41,18)	.00	2.20	.00	.10	.50	.20	.30	.10	.10	.30	.10	.00
				Links 10+	.00	.00	.10	.00	.00	.00	.40	.00	.00	.00

JOB: HSS FDR Air Quality Build/35' Jets

RUN: FDR DRIVE BET E 67TH-75TH STS/35' JETS

LINK CONTRIBUTION TABLES

MAXIMUM 1-HOUR AVERAGED LINK CONTRIBUTIONS
IN PARTS PER MILLION (PPM)
INCLUDING AMBIENT BACKGROUND CONCENTRATIONS.

Rcptr No.	Total Conc	Ending Day Hr	Ambient Backgnd	Total Link	Link +1	Link +2	Link +3	Link +4	Link +5	Link +6	Link +7	Link +8	Link +9	Link +10
32	2.20	(41,18)	.00	2.20	.00	.00	.50	.30	.30	.10	.10	.30	.10	.00
				Links 10+	.00	.00	.10	.00	.00	.00	.40	.00	.00	.00
33	2.20	(41,18)	.00	2.20	.00	.00	.20	.30	.40	.10	.10	.30	.10	.00
				Links 10+	.00	.00	.10	.00	.00	.00	.60	.00	.00	.00
34	2.20	(41,18)	.00	2.20	.00	.00	.00	.40	.40	.10	.10	.40	.00	.00
				Links 10+	.00	.00	.10	.00	.00	.00	.70	.00	.00	.00
35	2.60	(41,18)	.00	2.60	.00	.00	.00	.40	.50	.10	.10	.40	.00	.00
				Links 10+	.00	.00	.10	.00	.00	.00	1.00	.00	.00	.00
36	3.00	(41,18)	.00	3.00	.00	.00	.00	.30	.70	.10	.10	.40	.00	.00
				Links 10+	.00	.00	.10	.00	.00	.00	1.30	.00	.00	.00
37	3.70	(285,21)	.00	3.70	.00	.00	.00	.40	.50	.00	.00	.50	.00	.00
				Links 10+	.00	.00	.10	.00	.00	.00	2.20	.00	.00	.00
38	5.60	(285,21)	.00	5.60	.00	.00	.00	.10	1.00	.00	.00	.50	.00	.00
				Links 10+	.00	.00	.10	.00	.00	.00	3.90	.00	.00	.00
39	5.80	(172,16)	.00	5.80	.00	.00	.00	.00	.80	.00	.00	.40	.00	.00
				Links 10+	.00	.00	.10	.00	.00	.00	4.50	.00	.00	.00
40	4.40	(50, 8)	.00	4.40	.00	.10	.10	.30	.50	.00	.00	.00	.20	.10
				Links 10+	.20	.00	.00	.00	.00	.00	2.90	.00	.00	.00
41	4.10	(50, 8)	.00	4.10	.00	.10	.10	.20	.70	.00	.00	.10	.20	.10
				Links 10+	.20	.00	.00	.00	.00	.00	2.40	.00	.00	.00
42	3.00	(50, 8)	.00	3.00	.00	.10	.00	.10	.80	.00	.00	.10	.10	.10
				Links 10+	.20	.00	.00	.00	.00	.00	1.50	.00	.00	.00
43	2.60	(316,17)	.00	2.60	.00	.30	.10	.10	.60	.00	.00	.00	.10	.10
				Links 10+	.30	.00	.00	.00	.00	.00	1.00	.00	.00	.00
44	2.50	(316,17)	.00	2.50	.00	.30	.10	.10	.70	.00	.00	.10	.10	.10
				Links 10+	.30	.00	.00	.00	.00	.00	.70	.00	.00	.00
45	2.40	(316,17)	.00	2.40	.00	.30	.10	.10	.80	.00	.00	.10	.10	.00
				Links 10+	.30	.00	.00	.00	.00	.00	.60	.00	.00	.00
46	2.10	(316,17)	.00	2.10	.00	.20	.00	.10	.80	.00	.00	.10	.10	.00
				Links 10+	.30	.00	.00	.00	.00	.00	.50	.00	.00	.00
47	2.10	(316,17)	.00	2.10	.00	.20	.00	.10	.90	.00	.00	.20	.10	.00
				Links 10+	.20	.00	.00	.00	.00	.00	.40	.00	.00	.00
48	2.00	(316,17)	.00	2.00	.00	.20	.00	.10	.90	.00	.00	.20	.10	.00
				Links 10+	.20	.00	.00	.00	.00	.00	.30	.00	.00	.00
49	1.90	(29, 9)	.00	1.90	.00	.10	.00	.00	1.00	.00	.00	.40	.00	.00
				Links 10+	.10	.00	.10	.00	.00	.00	.20	.00	.00	.00
50	1.80	(316,17)	.00	1.80	.00	.20	.00	.00	1.00	.00	.00	.20	.00	.00
				Links 10+	.20	.00	.00	.00	.00	.00	.20	.00	.00	.00

LINK CONTRIBUTION TABLES

MAXIMUM 1-HOUR AVERAGED LINK CONTRIBUTIONS
IN PARTS PER MILLION (PPM)
INCLUDING AMBIENT BACKGROUND CONCENTRATIONS.

Rcptr No.	Total Conc	Ending Day Hr	Ambient Backgnd	Total Link	Link +1	Link +2	Link +3	Link +4	Link +5	Link +6	Link +7	Link +8	Link +9	Link +10
51	1.90	(316,17)	.00	1.90	.00	.20	.00	.00	1.00	.00	.00	.30	.00	.00
			Links 10+		.20	.00	.00	.00	.00	.00	.20	.00	.00	.00
52	1.90	(316,17)	.00	1.90	.00	.20	.00	.00	1.00	.00	.00	.30	.00	.00
			Links 10+		.20	.00	.00	.00	.00	.00	.20	.00	.00	.00
53	2.00	(285,21)	.00	2.00	.00	.00	.00	.00	1.00	.30	.50	.20	.00	.00
			Links 10+		.00	.00	.00	.00	.00	.00	.00	.00	.00	.00
54	1.90	(285,21)	.00	1.90	.00	.00	.00	.00	.80	.40	.60	.10	.00	.00
			Links 10+		.00	.00	.00	.00	.00	.00	.00	.00	.00	.00
55	2.00	(285,21)	.00	2.00	.00	.00	.00	.00	.50	.80	.70	.00	.00	.00
			Links 10+		.00	.00	.00	.00	.00	.00	.00	.00	.00	.00
56	1.90	(285,21)	.00	1.90	.00	.00	.00	.00	.00	1.20	.70	.00	.00	.00
			Links 10+		.00	.00	.00	.00	.00	.00	.00	.00	.00	.00
57	3.30	(172,16)	.00	3.30	.70	.10	.00	.00	.00	.00	.00	.00	.00	.00
			Links 10+		.20	.30	.00	.00	.00	.00	.00	2.00	.00	.00
58	3.10	(172,16)	.00	3.10	.70	.00	.00	.00	.00	.00	.00	.00	.00	.00
			Links 10+		.10	.50	.00	.00	.00	.00	.00	1.80	.00	.00
59	3.30	(285,21)	.00	3.30	1.00	.30	.00	.00	.00	.00	.00	.00	.00	.00
			Links 10+		.40	.20	.00	.00	.00	.10	.00	1.30	.00	.00
60	3.20	(285,21)	.00	3.20	1.00	.10	.00	.00	.00	.00	.00	.00	.00	.00
			Links 10+		.30	.40	.00	.00	.00	.10	.00	1.30	.00	.00

SECOND HIGHEST 1-HOUR AVERAGED LINK CONTRIBUTIONS
IN PARTS PER MILLION (PPM)
INCLUDING AMBIENT BACKGROUND CONCENTRATIONS.

Rcptr No.	Total Conc	Ending Day Hr	Ambient Backgnd	Total Link	Link +1	Link +2	Link +3	Link +4	Link +5	Link +6	Link +7	Link +8	Link +9	Link +10
1	2.60	(71,18)	.00	2.60	.40	.10	.00	.00	.00	.00	.00	.00	.00	.00
			Links 10+		.10	.30	.00	.00	.00	.00	.00	1.70	.00	.00
2	2.50	(55,18)	.00	2.50	.30	.50	.00	.00	.00	.00	.00	.00	.00	.00
			Links 10+		.10	.30	.00	.00	.00	.00	.00	1.30	.00	.00
3	2.40	(50, 8)	.00	2.40	.50	.70	.00	.00	.00	.00	.00	.00	.00	.00
			Links 10+		.00	.50	.00	.00	.00	.00	.00	.70	.00	.00
4	2.50	(76,19)	.00	2.50	.30	.90	.00	.00	.00	.00	.00	.00	.00	.00
			Links 10+		.10	.40	.00	.00	.00	.00	.00	.80	.00	.00
5	2.50	(76,19)	.00	2.50	.20	1.00	.00	.00	.00	.00	.00	.00	.00	.00
			Links 10+		.20	.30	.00	.00	.00	.00	.00	.80	.00	.00

JOB: HSS FDR Air Quality Build/35' Jets

RUN: FDR DRIVE BET E 67TH-75TH STS/35' JETS

LINK CONTRIBUTION TABLES

SECOND HIGHEST 1-HOUR AVERAGED LINK CONTRIBUTIONS
IN PARTS PER MILLION (PPM)
INCLUDING AMBIENT BACKGROUND CONCENTRATIONS.

Rcptr No.	Total Conc	Ending Day Hr	Ambient Backgnd	Total Link	Link +1	Link +2	Link +3	Link +4	Link +5	Link +6	Link +7	Link +8	Link +9	Link +10
6	2.50	(76,19)	.00	2.50	.20	1.10	.00	.00	.00	.00	.00	.00	.00	.00
			Links	10+	.30	.30	.00	.00	.00	.00	.00	.60	.00	.00
7	2.40	(50, 8)	.00	2.40	.10	1.20	.00	.00	.00	.00	.00	.00	.00	.00
			Links	10+	.40	.20	.00	.00	.00	.00	.00	.50	.00	.00
8	2.30	(76,19)	.00	2.30	.10	1.20	.00	.00	.00	.00	.00	.00	.00	.00
			Links	10+	.40	.20	.00	.00	.00	.00	.00	.40	.00	.00
9	2.20	(29, 9)	.00	2.20	.10	1.20	.00	.00	.00	.00	.00	.00	.00	.00
			Links	10+	.40	.20	.00	.00	.00	.00	.00	.30	.00	.00
10	2.30	(41,18)	.00	2.30	.00	1.50	.00	.00	.10	.00	.00	.10	.00	.00
			Links	10+	.60	.00	.00	.00	.00	.00	.00	.00	.00	.00
11	2.20	(41,18)	.00	2.20	.00	1.50	.00	.00	.10	.00	.00	.10	.00	.00
			Links	10+	.50	.00	.00	.00	.00	.00	.00	.00	.00	.00
12	2.20	(285,21)	.00	2.20	.00	1.40	.00	.00	.00	.00	.00	.00	.00	.00
			Links	10+	.70	.00	.00	.00	.00	.10	.00	.00	.00	.00
13	2.20	(29, 9)	.00	2.20	.10	1.30	.00	.00	.00	.00	.00	.00	.00	.00
			Links	10+	.50	.10	.00	.00	.00	.00	.00	.20	.00	.00
14	2.20	(285,21)	.00	2.20	.00	1.40	.00	.00	.00	.00	.00	.00	.00	.00
			Links	10+	.70	.00	.00	.00	.00	.10	.00	.00	.00	.00
15	2.20	(50, 8)	.00	2.20	.00	1.30	.00	.00	.00	.00	.00	.00	.00	.00
			Links	10+	.70	.10	.00	.00	.00	.00	.00	.10	.00	.00
16	2.20	(50, 8)	.00	2.20	.00	1.30	.00	.00	.00	.00	.00	.00	.00	.00
			Links	10+	.70	.10	.00	.00	.00	.00	.00	.10	.00	.00
17	2.20	(285,21)	.00	2.20	.00	1.40	.00	.00	.00	.00	.00	.00	.00	.00
			Links	10+	.70	.00	.00	.00	.00	.10	.00	.00	.00	.00
18	2.20	(50, 8)	.00	2.20	.00	1.40	.00	.00	.00	.00	.00	.00	.00	.00
			Links	10+	.70	.00	.00	.00	.00	.00	.00	.10	.00	.00
19	2.20	(50, 8)	.00	2.20	.00	1.40	.00	.00	.00	.00	.00	.00	.00	.00
			Links	10+	.70	.00	.00	.00	.00	.00	.00	.10	.00	.00
20	2.10	(41,18)	.00	2.10	.00	1.30	.00	.00	.10	.00	.10	.10	.00	.00
			Links	10+	.40	.00	.00	.00	.00	.00	.10	.00	.00	.00
21	2.20	(285,21)	.00	2.20	.00	1.40	.00	.00	.00	.00	.00	.00	.00	.00
			Links	10+	.70	.00	.00	.00	.00	.10	.00	.00	.00	.00
22	2.20	(50, 8)	.00	2.20	.00	1.40	.00	.00	.00	.00	.00	.00	.00	.00
			Links	10+	.70	.00	.00	.00	.00	.10	.00	.00	.00	.00
23	2.20	(50, 8)	.00	2.20	.00	1.40	.00	.00	.00	.00	.00	.00	.00	.00
			Links	10+	.70	.00	.00	.00	.00	.10	.00	.00	.00	.00
24	2.20	(50, 8)	.00	2.20	.00	1.40	.00	.00	.00	.00	.00	.00	.00	.00
			Links	10+	.70	.00	.00	.00	.00	.10	.00	.00	.00	.00

JOB: HSS FDR Air Quality Build/35' Jets

RUN: FDR DRIVE BET E 67TH-75TH STS/35' JETS

LINK CONTRIBUTION TABLES

SECOND HIGHEST 1-HOUR AVERAGED LINK CONTRIBUTIONS
IN PARTS PER MILLION (PPM)
INCLUDING AMBIENT BACKGROUND CONCENTRATIONS.

Rcptr No.	Total Conc	Ending Day Hr	Ambient Backgnd	Total Link	Link +1	Link +2	Link +3	Link +4	Link +5	Link +6	Link +7	Link +8	Link +9	Link +10
25	2.20	(50, 8)	.00	2.20	.00	1.40	.00	.00	.00	.00	.00	.00	.00	.00
				Links 10+	.70	.00	.00	.00	.00	.10	.00	.00	.00	.00
26	2.20	(50, 8)	.00	2.20	.00	1.40	.00	.00	.00	.00	.00	.00	.00	.00
				Links 10+	.70	.00	.00	.00	.00	.10	.00	.00	.00	.00
27	2.20	(29, 9)	.00	2.20	.00	1.40	.00	.00	.00	.00	.00	.00	.00	.00
				Links 10+	.70	.00	.00	.00	.00	.10	.00	.00	.00	.00
28	2.20	(29, 9)	.00	2.20	.00	1.40	.00	.00	.00	.00	.00	.00	.00	.00
				Links 10+	.70	.00	.00	.00	.00	.10	.00	.00	.00	.00
29	2.20	(50, 8)	.00	2.20	.00	1.40	.00	.00	.00	.00	.00	.00	.00	.00
				Links 10+	.70	.00	.00	.00	.00	.10	.00	.00	.00	.00
30	2.20	(29, 9)	.00	2.20	.00	1.40	.00	.00	.00	.00	.00	.00	.00	.00
				Links 10+	.70	.00	.00	.00	.00	.10	.00	.00	.00	.00
31	2.20	(29, 9)	.00	2.20	.00	1.40	.00	.00	.00	.00	.00	.00	.00	.00
				Links 10+	.70	.00	.00	.00	.00	.10	.00	.00	.00	.00
32	2.10	(29, 9)	.00	2.10	.00	1.30	.00	.00	.00	.00	.00	.00	.00	.00
				Links 10+	.70	.00	.00	.00	.00	.10	.00	.00	.00	.00
33	2.10	(29, 9)	.00	2.10	.00	1.00	.30	.00	.00	.00	.00	.00	.00	.00
				Links 10+	.70	.00	.00	.00	.00	.10	.00	.00	.00	.00
34	2.00	(50, 8)	.00	2.00	.00	.60	.60	.00	.00	.00	.00	.00	.00	.00
				Links 10+	.70	.00	.00	.00	.00	.10	.00	.00	.00	.00
35	2.20	(140, 7)	.00	2.20	.00	.00	.00	.30	.50	.10	.10	.40	.00	.00
				Links 10+	.00	.00	.00	.00	.00	.00	.80	.00	.00	.00
36	2.50	(140, 7)	.00	2.50	.00	.00	.00	.20	.60	.10	.10	.40	.00	.00
				Links 10+	.00	.00	.00	.00	.00	.00	1.10	.00	.00	.00
37	3.60	(41,18)	.00	3.60	.00	.00	.00	.20	.90	.10	.20	.40	.00	.00
				Links 10+	.00	.00	.10	.00	.00	.00	1.70	.00	.00	.00
38	4.80	(165, 9)	.00	4.80	.00	.00	.00	.10	.70	.00	.00	.50	.00	.00
				Links 10+	.00	.00	.10	.00	.00	.00	3.40	.00	.00	.00
39	5.10	(220,15)	.00	5.10	.00	.00	.00	.00	.60	.00	.00	.40	.00	.00
				Links 10+	.00	.00	.00	.00	.00	.00	4.10	.00	.00	.00
40	4.40	(338,20)	.00	4.40	.00	.00	.00	.20	.50	.00	.00	.10	.20	.10
				Links 10+	.00	.00	.00	.00	.00	.00	3.30	.00	.00	.00
41	3.90	(76,19)	.00	3.90	.00	.10	.00	.20	.70	.00	.00	.10	.20	.10
				Links 10+	.20	.00	.00	.00	.00	.00	2.30	.00	.00	.00
42	2.90	(316,17)	.00	2.90	.00	.30	.10	.20	.50	.00	.00	.00	.10	.10
				Links 10+	.30	.00	.00	.00	.00	.00	1.30	.00	.00	.00
43	2.50	(29, 9)	.00	2.50	.00	.10	.00	.10	.80	.00	.00	.10	.10	.10
				Links 10+	.20	.00	.00	.00	.00	.00	1.00	.00	.00	.00

JOB: HSS FDR Air Quality Build/35' Jets

RUN: FDR DRIVE BET E 67TH-75TH STS/35' JETS

LINK CONTRIBUTION TABLES

SECOND HIGHEST 1-HOUR AVERAGED LINK CONTRIBUTIONS
IN PARTS PER MILLION (PPM)
INCLUDING AMBIENT BACKGROUND CONCENTRATIONS.

Rcptr No.	Total Conc	Ending Day Hr	Ambient Backgnd	Total Link	Link +1	Link +2	Link +3	Link +4	Link +5	Link +6	Link +7	Link +8	Link +9	Link +10
44	2.30	(233, 7)	.00	2.30	.00	.20	.10	.10	.60	.00	.00	.10	.10	.10
				Links 10+	.30	.00	.00	.00	.00	.00	.70	.00	.00	.00
45	2.10	(29, 9)	.00	2.10	.00	.10	.00	.10	.90	.00	.00	.30	.10	.00
				Links 10+	.10	.00	.00	.00	.00	.00	.50	.00	.00	.00
46	2.00	(50, 8)	.00	2.00	.00	.10	.00	.00	1.00	.00	.00	.40	.10	.00
				Links 10+	.10	.00	.00	.00	.00	.00	.30	.00	.00	.00
47	1.90	(233, 7)	.00	1.90	.00	.20	.00	.10	.70	.00	.00	.20	.10	.00
				Links 10+	.20	.00	.00	.00	.00	.00	.40	.00	.00	.00
48	1.80	(50, 8)	.00	1.80	.00	.00	.00	.00	1.00	.00	.00	.40	.00	.00
				Links 10+	.10	.00	.10	.00	.00	.00	.20	.00	.00	.00
49	1.90	(285,21)	.00	1.90	.00	.00	.00	.00	1.10	.10	.10	.50	.00	.00
				Links 10+	.00	.00	.10	.00	.00	.00	.00	.00	.00	.00
50	1.80	(29, 9)	.00	1.80	.00	.10	.00	.00	1.00	.00	.00	.40	.00	.00
				Links 10+	.10	.00	.10	.00	.00	.00	.10	.00	.00	.00
51	1.90	(41,18)	.00	1.90	.00	.00	.00	.00	.80	.50	.50	.10	.00	.00
				Links 10+	.00	.00	.00	.00	.00	.00	.00	.00	.00	.00
52	1.80	(29, 9)	.00	1.80	.00	.10	.00	.00	1.00	.00	.00	.40	.00	.00
				Links 10+	.10	.00	.10	.00	.00	.00	.10	.00	.00	.00
53	1.90	(316,17)	.00	1.90	.00	.20	.00	.00	1.00	.00	.00	.30	.00	.00
				Links 10+	.20	.00	.00	.00	.00	.00	.20	.00	.00	.00
54	1.80	(29, 9)	.00	1.80	.00	.00	.00	.00	1.00	.00	.00	.50	.00	.00
				Links 10+	.10	.00	.10	.00	.00	.00	.10	.00	.00	.00
55	1.80	(29, 9)	.00	1.80	.00	.00	.00	.00	1.00	.00	.00	.50	.00	.00
				Links 10+	.10	.00	.10	.00	.00	.00	.10	.00	.00	.00
56	1.80	(29, 9)	.00	1.80	.00	.00	.00	.00	1.00	.00	.00	.50	.00	.00
				Links 10+	.10	.00	.10	.00	.00	.00	.10	.00	.00	.00
57	3.10	(220,15)	.00	3.10	.60	.00	.00	.00	.00	.00	.00	.00	.00	.00
				Links 10+	.10	.40	.00	.00	.00	.00	.00	2.00	.00	.00
58	2.80	(285,21)	.00	2.80	.80	.50	.00	.00	.00	.00	.00	.00	.00	.00
				Links 10+	.60	.10	.00	.00	.00	.10	.00	.70	.00	.00
59	2.70	(165, 9)	.00	2.70	.70	.10	.00	.00	.00	.00	.00	.00	.00	.00
				Links 10+	.30	.30	.00	.00	.00	.00	.00	1.30	.00	.00
60	2.60	(165, 9)	.00	2.60	.80	.10	.00	.00	.00	.00	.00	.00	.00	.00
				Links 10+	.20	.40	.00	.00	.00	.00	.00	1.10	.00	.00

JOB: HSS FDR Air Quality Build/35' Jets

RUN: FDR DRIVE BET E 67TH-75TH STS/35' JETS

CALM DURATION FREQUENCY

Hours of Consecutive Calm Winds	Frequency of Occurrence	(Julian day/hour ending) of Significant Occurrences
1	155	(5,13)(5,19)(5,23)(6, 4)(29,10)(41,19)(49,19)(52, 8)(52,12)(59,18) (61,13)(63, 2)(63,24)(67,13)(73,17)(75, 1)(75,22)(76,16)(82,20)(83,14) (85, 5)(86,13)(87, 1)(88, 6)(92, 5)(109,21)(110, 1)(110, 3)(118, 7)(118, 9) (122, 7)(124,23)(126,21)(126,23)(127, 8)(131, 4)(135, 7)(139, 5)(139,16)(140, 6) (141, 4)(141, 8)(145, 4)(145, 6)(146,21)(147, 7)(147,13)(148, 2)(148, 8)(148,10) (150,21)(150,23)(154, 4)(154,18)(156, 5)(156,11)(156,15)(157,16)(158, 7)(160, 7) (160,11)(162,12)(162,22)(163, 2)(164, 5)(165, 2)(165,16)(165,22)(166,13)(170, 1) (170,15)(173, 1)(174, 4)(174,11)(174,14)(174,22)(175, 2)(175,16)(176, 7)(177,22) (180, 5)(182,24)(183, 5)(184, 4)(185, 8)(185,10)(188, 1)(190, 9)(194,21)(196, 3) (199, 2)(200, 2)(200,18)(200,23)(201, 1)(206, 3)(213,24)(216,10)(218,22)(219, 4) (224, 6)(225, 4)(226, 7)(227,17)(227,19)(227,21)(232, 5)(233, 6)(236,12)(238, 5) (247, 1)(247,11)(247,20)(249,16)(249,18)(249,20)(250,11)(253,10)(253,14)(257, 6) (258,22)(263,11)(264,24)(265, 2)(267, 5)(273,10)(275, 6)(281, 2)(281, 5)(282, 2) (282, 7)(282,15)(285,22)(286,23)(291, 6)(297,22)(298, 4)(298, 9)(305,23)(307, 4) (307,11)(308, 5)(310, 3)(315, 3)(316,16)(320,16)(326, 1)(326,17)(326,22)(330, 6) (338,24)(343,13)(350,14)(357, 4)(358, 4)
2	42	(6, 2)(26,13)(26,16)(34,15)(37,14)(50, 6)(66,24)(75, 4)(76,21)(83, 6) (95,22)(117,23)(124, 5)(125, 3)(127,12)(131, 1)(132, 7)(138, 1)(147, 5)(154, 9) (174, 2)(175, 5)(175, 8)(179,12)(190, 7)(196, 6)(197,17)(198, 5)(202,23)(211, 5) (228, 3)(253,22)(259, 2)(263, 5)(267,11)(279, 1)(293, 9)(310, 1)(314, 4)(326,14) (327, 2)(350,12)
3	14	(29, 6)(118, 4)(145, 1)(165, 8)(201, 6)(247,24)(282,12)(298, 2)(309,22)(314, 8) (320, 7)(320,11)(331, 7)(351, 5)
4	6	(1, 9)(115, 7)(141,13)(170, 6)(231, 7)(280, 5)
5	5	(64,15)(77, 3)(139, 2)(330, 3)(362,13)
6	3	(163,10)(225,13)(359,22)
7	1	(140, 4)
8	1	(54,14)
16	1	(48,12)
23	1	(13,18)

Program terminated normally

JOB: HSS FDR Air Quality Build/35' Jets RUN: FDR DRIVE BET E 67TH-75TH STS/35' JETS

General Information

Run start date: 1/ 1/ 4 Julian: 1
end date: 12/31/ 4 Julian: 366

A Tier 2 approach was used for input data preparation.

The MODE flag has been set to C for calculating CO averages.

Ambient background concentrations are included in the averages below.

Site & Meteorological Constants

VS = .0 CM/S VD = .0 CM/S Z0 = 175. CM ATIM = 60.

Met. Sfc. Sta. Id & Yr = 72503 2004
Upper Air Sta. Id & Yr = 94703 2004

CAUTION: The input years for the Run and Meteorological data differ. The respective values are: 4 and 2004.

Urban mixing heights were processed.

In 2004, Julian day 1 is a Thursday.

The patterns from the input file have been assigned as follows:

Pattern # 1 is assigned to Monday.
Pattern # 1 is assigned to Tuesday.
Pattern # 1 is assigned to Wednesday.
Pattern # 1 is assigned to Thursday.
Pattern # 1 is assigned to Friday.
Pattern # 1 is assigned to Saturday.
Pattern # 1 is assigned to Sunday.

Link Data Constants - (Variable data in *.LNK file)

LINK DESCRIPTION	LINK COORDINATES (FT) X1	Y1	X2	Y2	LENGTH (FT)	BRG (DEG)	TYPE	H (FT)	W (FT)	NLANES
1. FDR N/B 67th-68th St*	-132.0	-225.0	15.0	-10.0	260.	34.	AG	.0	36.0	
2. FDR N/B 68th-71st St*	15.0	-10.0	438.0	608.0	749.	34.	AG	.0	36.0	
3. FDR N/B 71st St-Site*	438.0	608.0	472.0	657.0	60.	35.	AG	.0	36.0	
4. FDR N/B Site-itself *	472.0	657.0	530.0	743.0	104.	34.	AG	.0	36.0	
5. FDR N/B Site-73rd St*	530.0	743.0	773.0	1098.0	430.	34.	AG	.0	36.0	
6. FDR N/B 73rd-75th St*	773.0	1098.0	1056.0	1625.0	598.	28.	AG	.0	36.0	

JOB: HSS FDR Air Quality Build/35' Jets

RUN: FDR DRIVE BET E 67TH-75TH STS/35' JETS

Link Data Constants - (Variable data in *.LNK file)

LINK DESCRIPTION	LINK COORDINATES (FT) X1	Y1	X2	Y2	LENGTH (FT)	BRG (DEG)	TYPE	H (FT)	W (FT)	NLANES
7. FDR S/B 75th-73rd St	743.0	1118.0	1026.0	1645.0	598.	28.	AG	.0	36.0	
8. FDR S/B 73rd St-Site	500.0	763.0	743.0	1118.0	430.	34.	AG	.0	36.0	
9. FDR S/B Site-itself	442.0	679.0	500.0	763.0	102.	35.	AG	.0	36.0	
10. FDR S/B Site-71st St	408.0	628.0	442.0	679.0	61.	34.	AG	.0	36.0	
11. FDR S/B 71st-68th St	-15.0	10.0	408.0	628.0	749.	34.	AG	.0	36.0	
12. FDR S/B 68th-67th St	-162.0	-205.0	-15.0	10.0	260.	34.	AG	.0	36.0	
13. FDR Service 73-Site	477.0	779.0	720.0	1134.0	430.	34.	AG	.0	32.0	
14. FDR Service Rd Site	419.0	695.0	477.0	779.0	102.	35.	AG	.0	32.0	
15. FDR Service Site-71	385.0	644.0	419.0	695.0	61.	34.	AG	.0	32.0	
16. FDR Service 68-71 St	-38.0	26.0	385.0	644.0	749.	34.	AG	.0	32.0	
17. FDR N/B 35' Jet 71St	530.0	743.0	550.0	772.0	35.	35.	AG	.0	32.0	
18. FDR S/B 35' Jet 68St	-15.0	10.0	-35.0	-19.0	35.	215.	AG	.0	32.0	

Receptor Data

RECEPTOR	COORDINATES (FT) X	Y	Z
1. RECEPTOR 1	34.0	-23.0	6.0
2. RECEPTOR 2	48.0	-4.0	6.0
3. RECEPTOR 3	62.0	17.0	6.0
4. RECEPTOR 4	75.0	37.0	6.0
5. RECEPTOR 5	89.0	57.0	6.0
6. RECEPTOR 6	103.0	77.0	6.0
7. RECEPTOR 7	117.0	97.0	6.0
8. RECEPTOR 8	130.0	117.0	6.0
9. RECEPTOR 9	144.0	137.0	6.0
10. RECEPTOR 10	158.0	158.0	6.0
11. RECEPTOR 11	172.0	178.0	6.0
12. RECEPTOR 12	186.0	198.0	6.0
13. RECEPTOR 13	199.0	218.0	6.0
14. RECEPTOR 14	213.0	238.0	6.0
15. RECEPTOR 15	227.0	258.0	6.0
16. RECEPTOR 16	241.0	278.0	6.0
17. RECEPTOR 17	255.0	299.0	6.0
18. RECEPTOR 18	268.0	319.0	6.0
19. RECEPTOR 19	282.0	339.0	6.0
20. RECEPTOR 20	296.0	359.0	6.0
21. RECEPTOR 21	310.0	379.0	6.0
22. RECEPTOR 22	323.0	399.0	6.0

Receptor Data

RECEPTOR	COORDINATES (FT) X	Y	Z
23. RECEPTOR 23	337.0	419.0	6.0
24. RECEPTOR 24	351.0	440.0	6.0
25. RECEPTOR 25	365.0	460.0	6.0
26. RECEPTOR 26	379.0	480.0	6.0
27. RECEPTOR 27	392.0	500.0	6.0
28. RECEPTOR 28	406.0	520.0	6.0
29. RECEPTOR 29	420.0	540.0	6.0
30. RECEPTOR 30	434.0	561.0	6.0
31. RECEPTOR 31	447.0	581.0	6.0
32. RECEPTOR 32	461.0	601.0	6.0
33. RECEPTOR 33	475.0	621.0	6.0
34. RECEPTOR 34	489.0	641.0	6.0
35. RECEPTOR 35	503.0	661.0	6.0
36. RECEPTOR 36	516.0	681.0	6.0
37. RECEPTOR 37	530.0	702.0	6.0
38. RECEPTOR 38	544.0	722.0	6.0
39. RECEPTOR 39	558.0	742.0	6.0
40. RECEPTOR 40	571.0	762.0	6.0
41. RECEPTOR 41	585.0	782.0	6.0
42. RECEPTOR 42	599.0	802.0	6.0
43. RECEPTOR 43	613.0	822.0	6.0
44. RECEPTOR 44	627.0	843.0	6.0
45. RECEPTOR 45	640.0	863.0	6.0
46. RECEPTOR 46	654.0	883.0	6.0
47. RECEPTOR 47	668.0	903.0	6.0
48. RECEPTOR 48	682.0	923.0	6.0
49. RECEPTOR 49	696.0	943.0	6.0
50. RECEPTOR 50	709.0	964.0	6.0
51. RECEPTOR 51	723.0	984.0	6.0
52. RECEPTOR 52	737.0	1004.0	6.0
53. RECEPTOR 53	751.0	1024.0	6.0
54. RECEPTOR 54	764.0	1044.0	6.0
55. RECEPTOR 55	778.0	1064.0	6.0
56. RECEPTOR 56	792.0	1084.0	6.0
57. RECEPTOR 57	20.0	-44.0	6.0
58. RECEPTOR 58	6.0	-64.0	6.0
59. RECEPTOR 59	-7.0	-84.0	6.0
60. RECEPTOR 60	-21.0	-104.0	6.0

JOB: HSS FDR Air Quality Build/35' Jets

RUN: FDR DRIVE BET E 67TH-75TH STS/35' JETS

Model Results

Remarks : In search of the wind direction corresponding to the maximum concentration, only the first direction, of the directions with the same maximum concentrations, is indicated as the maximum.

* MAXIMUM HOURLY CONCENTRATIONS WITH ANY AMBIENT BACKGROUND CONCENTRATIONS (BKG) ADDED
* (PPM)

	REC1	REC2	REC3	REC4	REC5	REC6	REC7	REC8	REC9	REC10
MAX+BKG	3.3	2.9	2.6	2.3	2.2	2.2	2.2	2.2	2.2	2.2
- BKG	.0	.0	.0	.0	.0	.0	.0	.0	.0	.0
MAX	3.3	2.9	2.6	2.3	2.2	2.2	2.2	2.2	2.2	2.2
WIND DIR	282	282	261	248	13	234	13	13	13	13
JULIAN	60	60	87	174	299	356	299	299	299	299
HOUR	8	8	9	21	18	16	18	18	18	18

	REC11	REC12	REC13	REC14	REC15	REC16	REC17	REC18	REC19	REC20
MAX+BKG	2.1	2.1	2.1	2.1	2.1	2.1	2.1	2.1	2.1	2.1
- BKG	.0	.0	.0	.0	.0	.0	.0	.0	.0	.0
MAX	2.1	2.1	2.1	2.1	2.1	2.1	2.1	2.1	2.1	2.1
WIND DIR	324	324	324	324	324	324	324	324	324	324
JULIAN	94	94	94	94	94	94	94	94	94	94
HOUR	17	17	17	17	17	17	17	17	17	17

	REC21	REC22	REC23	REC24	REC25	REC26	REC27	REC28	REC29	REC30
MAX+BKG	2.1	2.1	2.1	2.1	2.1	2.1	2.1	2.1	1.9	1.9
- BKG	.0	.0	.0	.0	.0	.0	.0	.0	.0	.0
MAX	2.1	2.1	2.1	2.1	2.1	2.1	2.1	2.1	1.9	1.9
WIND DIR	324	324	324	324	324	13	13	13	13	13
JULIAN	94	94	94	94	94	299	299	299	299	299
HOUR	17	17	17	17	17	18	18	18	18	18

	REC31	REC32	REC33	REC34	REC35	REC36	REC37	REC38	REC39	REC40
MAX+BKG	1.9	1.9	1.9	2.0	2.4	3.0	3.7	4.4	6.7	4.8
- BKG	.0	.0	.0	.0	.0	.0	.0	.0	.0	.0
MAX	1.9	1.9	1.9	2.0	2.4	3.0	3.7	4.4	6.7	4.8
WIND DIR	229	217	217	13	13	13	13	352	324	261
JULIAN	276	99	99	299	299	299	299	299	94	87
HOUR	21	18	18	18	18	18	18	15	17	9

JOB: HSS FDR Air Quality Build/35' Jets

RUN: FDR DRIVE BET E 67TH-75TH STS/35' JETS

* MAXIMUM HOURLY CONCENTRATIONS WITH ANY AMBIENT BACKGROUND CONCENTRATIONS (BKG) ADDED
(PPM)

	REC41	REC42	REC43	REC44	REC45	REC46	REC47	REC48	REC49	REC50
MAX+BKG	3.2	2.7	2.4	2.2	2.2	1.9	1.7	1.9	1.8	1.9
- BKG	.0	.0	.0	.0	.0	.0	.0	.0	.0	.0
MAX	3.2	2.7	2.4	2.2	2.2	1.9	1.7	1.9	1.8	1.9
WIND DIR	232	234	229	217	217	217	217	13	217	13
JULIAN	323	356	276	99	99	99	99	299	99	299
HOUR	16	16	21	18	18	18	18	18	18	18

	REC51	REC52	REC53	REC54	REC55	REC56	REC57	REC58	REC59	REC60
MAX+BKG	1.8	1.9	1.9	2.0	1.8	1.8	3.6	3.5	2.7	2.8
- BKG	.0	.0	.0	.0	.0	.0	.0	.0	.0	.0
MAX	1.8	1.9	1.9	2.0	1.8	1.8	3.6	3.5	2.7	2.8
WIND DIR	13	13	13	13	13	13	324	324	324	13
JULIAN	299	299	299	299	299	299	94	94	94	299
HOUR	18	18	18	18	18	18	17	17	17	18

THE HIGHEST CONCENTRATION OF 6.70 PPM OCCURRED AT RECEPTOR REC39.

JOB: HSS FDR Air Quality Build/35' Jets

RUN: FDR DRIVE BET E 67TH-75TH STS/35' JETS

==========
Output Section
==========

NOTES PERTAINING TO THE REPORT

1. THE HIGHEST AVERAGE IN EACH OF THE FIRST TWO COLUMNS OF EACH TABLE BELOW ARE SUFFIXED BY AN ASTERISK (*). FOR PM OUTPUT, THERE IS ONLY ONE COLUMN AND ASTERISK FOR THE ANNUAL AVERAGE/PERIOD OF CONCERN TABLE.

2. THE NUMBERS IN PARENTHESES ARE THE JULIAN DAY AND ENDING HOUR FOR THE PRECEDING AVERAGE.

3. THE NUMBER OF CALM HOURS USED IN PRODUCING EACH AVERAGE ARE PREFIXED BY A C.

PRIMARY AVERAGES.

MAXIMUM 8-HOUR RUNNING NONOVERLAPPING AVERAGE CONCENTRATIONS
IN PARTS PER MILLION (PPM),
INCLUDING AMBIENT BACKGROUND CONCENTRATIONS.

Receptor Number	Highest Conc	Highest Ending Day Hr	Highest Calm	Second highest Conc	Second highest Ending Day Hr	Second highest Calm
1	1.62	(327,21)	C 0	1.57	(94,21)	C 2
2	1.50	(94,21)	C 2	1.31	(236,24)	C 0
3	1.35	(94,21)	C 2	1.25	(316,22)	C 0
4	1.25	(94,21)	C 2	1.21	(356,22)	C 0
5	1.19	(323,19)	C 0	1.17	(94,21)	C 2
6	1.21	(323,19)	C 0	1.15	(94,21)	C 2
7	1.16	(323,18)	C 0	1.13	(94,21)	C 2
8	1.17	(94,21)	C 2	1.14	(323,18)	C 0
9	1.15	(94,21)	C 2	1.14	(323,18)	C 0
10	1.13	(94,21)	C 2	1.11	(323,18)	C 0
11	1.15	(94,21)	C 2	1.11	(323,18)	C 0
12	1.15	(94,21)	C 2	1.10	(323,18)	C 0
13	1.15	(94,21)	C 2	1.08	(323,18)	C 0
14	1.15	(94,21)	C 2	1.09	(323,18)	C 0
15	1.15	(94,21)	C 2	1.09	(323,18)	C 0
16	1.15	(94,21)	C 2	1.08	(323,18)	C 0
17	1.13	(94,21)	C 2	1.05	(323,18)	C 0
18	1.13	(94,21)	C 2	1.05	(323,18)	C 0
19	1.13	(94,21)	C 2	1.04	(323,18)	C 0
20	1.12	(94,21)	C 2	1.04	(323,18)	C 0
21	1.13	(94,21)	C 2	1.04	(323,18)	C 0
22	1.13	(94,21)	C 2	1.04	(323,18)	C 0
23	1.13	(94,21)	C 2	1.03	(323,18)	C 0
24	1.13	(94,21)	C 2	1.05	(323,18)	C 0

JOB: HSS FDR Air Quality Build/35' Jets RUN: FDR DRIVE BET E 67TH-75TH STS/35' JETS

MAXIMUM 8-HOUR RUNNING NONOVERLAPPING AVERAGE CONCENTRATIONS
IN PARTS PER MILLION (PPM),
INCLUDING AMBIENT BACKGROUND CONCENTRATIONS.

Receptor Number	Highest Conc	Highest Ending Day Hr	Highest Calm	Second highest Conc	Second highest Ending Day Hr	Second highest Calm
25	1.13	(94,21)	C 2	1.05	(323,18)	C 0
26	1.13	(94,21)	C 2	1.01	(323,18)	C 0
27	1.13	(94,21)	C 2	1.05	(323,18)	C 0
28	1.12	(94,21)	C 2	1.06	(323,18)	C 0
29	1.10	(94,21)	C 2	1.06	(323,18)	C 0
30	1.10	(94,21)	C 2	1.06	(323,18)	C 0
31	1.08	(94,21)	C 2	1.06	(323,18)	C 0
32	1.01	(323,19)	C 0	1.00	(94,21)	C 2
33	1.00	(323,19)	C 0	.94	(260,23)	C 0
34	.96	(323,19)	C 0	.93	(261, 1)	C 0
35	1.01	(159, 1)	C 0	.90	(323,19)	C 0
36	1.19	(159, 1)	C 0	1.13	(32,23)	C 0
37	1.48	(32,23)	C 0	1.44	(300,21)	C 0
38	2.33	(324,19)	C 2	2.09	(299,22)	C 1
39	3.13*	(324,13)	C 3	3.06*	(327,21)	C 0
40	2.37	(316,22)	C 0	2.36	(323,23)	C 0
41	1.84	(323,19)	C 0	1.61	(261, 1)	C 0
42	1.45	(323,19)	C 0	1.35	(261, 1)	C 0
43	1.24	(323,18)	C 0	1.09	(261, 1)	C 0
44	1.09	(323,18)	C 0	.97	(94,21)	C 2
45	1.01	(323,18)	C 0	.93	(94,21)	C 2
46	.91	(323,18)	C 0	.90	(94,21)	C 2
47	.92	(94,21)	C 2	.90	(323,18)	C 0
48	.90	(94,21)	C 2	.89	(323,18)	C 0
49	.90	(94,21)	C 2	.86	(323,18)	C 0
50	.90	(94,21)	C 2	.86	(323,18)	C 0
51	.92	(94,21)	C 2	.88	(323,18)	C 0
52	.92	(94,21)	C 2	.86	(323,18)	C 0
53	.93	(94,21)	C 2	.86	(323,18)	C 0
54	.93	(94,21)	C 2	.86	(323,18)	C 0
55	.92	(94,21)	C 2	.87	(324,19)	C 2
56	.88	(94,21)	C 2	.88	(323,17)	C 0
57	1.82	(324,13)	C 3	1.73	(327,21)	C 0
58	1.72	(324,19)	C 2	1.50	(192,23)	C 1
59	1.33	(324,19)	C 2	1.24	(299,22)	C 1
60	1.20	(299,22)	C 1	1.13	(32,23)	C 0

FIVE HIGHEST 1-HOUR END-TO-END AVERAGE CONCENTRATIONS IN PARTS PER MILLION
INCLUDING AMBIENT BACKGROUND CONCENTRATIONS.

Rcptr No.	Highest Conc	Highest Ending Day Hr	Highest Calm	Second Highest Conc	Second Highest Ending Day Hr	Second Highest Calm	Third Highest Conc	Third Highest Ending Day Hr	Third Highest Calm	Fourth Highest Conc	Fourth Highest Ending Day Hr	Fourth Highest Calm	Fifth Highest Conc	Fifth Highest Ending Day Hr	Fifth Highest Calm
1	3.30	(60, 8)	C 0	3.10	(61, 7)	C 0	2.90	(94,17)	C 0	2.80	(11, 9)	C 0	2.70	(182,21)	C 0

JOB: HSS FDR Air Quality Build/35' Jets

RUN: FDR DRIVE BET E 67TH-75TH STS/35' JETS

FIVE HIGHEST 1-HOUR END-TO-END AVERAGE CONCENTRATIONS IN PARTS PER MILLION
INCLUDING AMBIENT BACKGROUND CONCENTRATIONS.

Rcptr	Highest Ending			Second Highest Ending			Third Highest Ending			Fourth Highest Ending			Fifth Highest Ending		
No.	Conc	Day Hr	Calm	Conc	Day Hr	Calm	Conc	Day Hr	Calm	Conc	Day Hr	Calm	Conc	Day Hr	Calm
2	2.90	(60, 8)	C 0	2.70	(87, 9)	C 0	2.60	(78,16)	C 0	2.50	(327,18)	C 0	2.40	(61, 7)	C 0
3	2.60	(87, 9)	C 0	2.40	(174,21)	C 0	2.30	(126,22)	C 0	2.30	(174,12)	C 0	2.30	(256,18)	C 0
4	2.30	(174,21)	C 0	2.20	(87, 9)	C 0	2.20	(174,12)	C 0	2.20	(346, 8)	C 0	2.20	(356,16)	C 0
5	2.20	(299,18)	C 0	2.10	(323,16)	C 0	2.10	(94,17)	C 0	2.10	(144,18)	C 0	2.10	(174,21)	C 0
6	2.20	(356,16)	C 0	2.20	(299,18)	C 0	2.10	(323,16)	C 0	2.10	(94,17)	C 0	2.00	(144,18)	C 0
7	2.20	(299,18)	C 0	2.10	(94,17)	C 0	2.00	(276,21)	C 0	2.00	(323,16)	C 0	2.00	(356,16)	C 0
8	2.20	(299,18)	C 0	2.10	(94,17)	C 0	2.00	(323,16)	C 0	2.00	(356,16)	C 0	1.90	(144,18)	C 0
9	2.20	(299,18)	C 0	2.10	(94,17)	C 0	2.00	(276,21)	C 0	2.00	(323,16)	C 0	1.90	(356,16)	C 0
10	2.20	(299,18)	C 0	2.10	(94,17)	C 0	2.00	(276,21)	C 0	1.90	(323,16)	C 0	1.90	(356,16)	C 0
11	2.10	(94,17)	C 0	2.10	(299,18)	C 0	1.90	(323,16)	C 0	1.90	(356,16)	C 0	1.80	(99,18)	C 0
12	2.10	(94,17)	C 0	2.10	(299,18)	C 0	1.90	(276,21)	C 0	1.90	(323,16)	C 0	1.90	(356,16)	C 0
13	2.10	(94,17)	C 0	2.10	(299,18)	C 0	2.00	(276,21)	C 0	1.90	(323,16)	C 0	1.90	(356,16)	C 0
14	2.10	(94,17)	C 0	2.00	(299,18)	C 0	1.90	(276,21)	C 0	1.90	(323,16)	C 0	1.90	(356,16)	C 0
15	2.10	(94,17)	C 0	2.00	(299,18)	C 0	1.90	(276,21)	C 0	1.90	(323,16)	C 0	1.90	(356,16)	C 0
16	2.10	(94,17)	C 0	2.00	(299,18)	C 0	1.90	(276,21)	C 0	1.90	(323,16)	C 0	1.90	(356,16)	C 0
17	2.10	(94,17)	C 0	2.00	(299,18)	C 0	1.90	(276,21)	C 0	1.90	(323,16)	C 0	1.80	(356,16)	C 0
18	2.10	(94,17)	C 0	2.00	(299,18)	C 0	1.90	(323,16)	C 0	1.80	(99,18)	C 0	1.80	(226,19)	C 0
19	2.10	(94,17)	C 0	2.00	(299,18)	C 0	1.90	(276,21)	C 0	1.80	(99,18)	C 0	1.80	(323,16)	C 0
20	2.10	(94,17)	C 0	2.00	(299,18)	C 0	1.90	(276,21)	C 0	1.80	(99,18)	C 0	1.80	(64,16)	C 0
21	2.10	(94,17)	C 0	1.90	(99,18)	C 0	1.80	(64,16)	C 0	1.80	(276,21)	C 0	1.80	(323,16)	C 0
22	2.10	(94,17)	C 0	1.90	(99,18)	C 0	1.90	(276,21)	C 0	1.90	(299,18)	C 0	1.80	(64,16)	C 0
23	2.10	(94,17)	C 0	2.00	(299,18)	C 0	1.90	(99,18)	C 0	1.90	(276,21)	C 0	1.80	(64,16)	C 0
24	2.10	(94,17)	C 0	2.10	(299,18)	C 0	1.90	(99,18)	C 0	1.90	(276,21)	C 0	1.80	(64,16)	C 0
25	2.10	(94,17)	C 0	2.00	(299,18)	C 0	1.90	(99,18)	C 0	1.80	(64,16)	C 0	1.80	(276,21)	C 0
26	2.10	(299,18)	C 0	2.10	(94,17)	C 0	1.90	(99,18)	C 0	1.80	(276,21)	C 0	1.70	(228, 8)	C 0
27	2.10	(299,18)	C 0	2.10	(94,17)	C 0	2.00	(99,18)	C 0	1.90	(356,16)	C 0	1.80	(229,14)	C 0
28	2.10	(299,18)	C 0	2.00	(94,17)	C 0	2.00	(99,18)	C 0	1.90	(323,16)	C 0	1.80	(32,17)	C 0
29	1.90	(299,18)	C 0	1.90	(94,17)	C 0	1.90	(99,18)	C 0	1.90	(323,16)	C 0	1.80	(356,16)	C 0
30	1.90	(299,18)	C 0	1.90	(94,17)	C 0	1.90	(323,16)	C 0	1.90	(356,16)	C 0	1.80	(99,18)	C 0
31	1.90	(276,21)	C 0	1.90	(323,16)	C 0	1.90	(356,16)	C 0	1.80	(299,18)	C 0	1.80	(94,17)	C 0
32	1.90	(99,18)	C 0	1.80	(299,18)	C 0	1.80	(276,21)	C 0	1.80	(323,16)	C 0	1.80	(356,16)	C 0
33	1.90	(99,18)	C 0	1.90	(276,21)	C 0	1.80	(299,18)	C 0	1.80	(323,16)	C 0	1.80	(356,16)	C 0
34	2.00	(299,18)	C 0	1.80	(228, 8)	C 0	1.70	(32,17)	C 0	1.70	(99,18)	C 0	1.70	(267,19)	C 0
35	2.40	(299,18)	C 0	2.00	(228, 8)	C 0	1.80	(32,17)	C 0	1.80	(229,14)	C 0	1.80	(95, 9)	C 0
36	3.00	(299,18)	C 0	2.60	(228, 8)	C 0	2.30	(267,19)	C 0	2.30	(322, 8)	C 0	2.10	(32,17)	C 0
37	3.70	(299,18)	C 0	3.10	(228, 8)	C 0	3.00	(267,19)	C 0	2.90	(95, 9)	C 0	2.90	(322, 8)	C 0
38	4.40	(299,15)	C 0	4.40	(299,18)	C 0	4.30	(94,17)	C 0	4.10	(322,16)	C 0	4.00	(201, 8)	C 0
39	6.70*	(94,17)	C 0	5.80*	(266, 8)	C 0	5.70	(281, 8)	C 0	5.60	(264,19)	C 0	5.60	(327,19)	C 0
40	4.80	(87, 9)	C 0	4.50	(60, 8)	C 0	4.00	(78,16)	C 0	4.00	(126,22)	C 0	4.00	(174,21)	C 0
41	3.20	(323,16)	C 0	3.20	(356,16)	C 0	3.10	(276,21)	C 0	3.10	(144,18)	C 0	3.00	(303, 8)	C 0
42	2.70	(356,16)	C 0	2.60	(276,21)	C 0	2.60	(99,18)	C 0	2.60	(323,16)	C 0	2.40	(64,16)	C 0

JOB: HSS FDR Air Quality Build/35' Jets

RUN: FDR DRIVE BET E 67TH-75TH STS/35' JETS

FIVE HIGHEST 1-HOUR END-TO-END AVERAGE CONCENTRATIONS IN PARTS PER MILLION
INCLUDING AMBIENT BACKGROUND CONCENTRATIONS.

Rcptr	Highest Ending			Second Highest Ending			Third Highest Ending			Fourth Highest Ending			Fifth Highest Ending		
No.	Conc	Day Hr	Calm	Conc	Day Hr	Calm	Conc	Day Hr	Calm	Conc	Day Hr	Calm	Conc	Day Hr	Calm
43	2.40	(276,21)	C 0	2.20	(99,18)	C 0	2.20	(323,16)	C 0	2.10	(64,16)	C 0	2.00	(226,19)	C 0
44	2.20	(99,18)	C 0	2.00	(323,16)	C 0	1.90	(64,16)	C 0	1.90	(226,19)	C 0	1.90	(276,21)	C 0
45	2.20	(99,18)	C 0	2.00	(276,21)	C 0	1.90	(64,16)	C 0	1.90	(299,18)	C 0	1.80	(323,16)	C 0
46	1.90	(99,18)	C 0	1.90	(299,18)	C 0	1.80	(356,16)	C 0	1.70	(64,16)	C 0	1.70	(226,19)	C 0
47	1.70	(99,18)	C 0	1.70	(299,18)	C 0	1.60	(64,16)	C 0	1.60	(94,17)	C 0	1.60	(323,16)	C 0
48	1.90	(299,18)	C 0	1.60	(64,16)	C 0	1.60	(99,18)	C 0	1.60	(94,17)	C 0	1.60	(323,16)	C 0
49	1.80	(99,18)	C 0	1.80	(299,18)	C 0	1.60	(94,17)	C 0	1.60	(276,21)	C 0	1.60	(323,16)	C 0
50	1.90	(299,18)	C 0	1.60	(64,16)	C 0	1.60	(99,18)	C 0	1.60	(94,17)	C 0	1.50	(276,21)	C 0
51	1.80	(299,18)	C 0	1.60	(99,18)	C 0	1.60	(94,17)	C 0	1.50	(228, 8)	C 0	1.50	(267,19)	C 0
52	1.90	(299,18)	C 0	1.70	(99,18)	C 0	1.60	(94,17)	C 0	1.60	(323,16)	C 0	1.50	(228, 8)	C 0
53	1.90	(299,18)	C 0	1.70	(99,18)	C 0	1.70	(94,17)	C 0	1.60	(322, 8)	C 0	1.60	(323,16)	C 0
54	2.00	(299,18)	C 0	1.70	(94,17)	C 0	1.60	(99,18)	C 0	1.60	(276,21)	C 0	1.60	(323,16)	C 0
55	1.80	(299,18)	C 0	1.60	(99,18)	C 0	1.60	(276,21)	C 0	1.60	(323,16)	C 0	1.60	(94,17)	C 0
56	1.80	(299,18)	C 0	1.70	(276,21)	C 0	1.70	(323,16)	C 0	1.60	(99,18)	C 0	1.60	(94,17)	C 0
57	3.60	(94,17)	C 0	3.50	(266, 8)	C 0	3.40	(264,19)	C 0	3.30	(281, 8)	C 0	3.30	(327,19)	C 0
58	3.50	(94,17)	C 0	3.20	(201, 8)	C 0	3.00	(245, 7)	C 0	2.80	(281, 8)	C 0	2.60	(266, 8)	C 0
59	2.70	(94,17)	C 0	2.60	(299,15)	C 0	2.50	(299,18)	C 0	2.40	(322,16)	C 0	2.30	(33,17)	C 0
60	2.80	(299,18)	C 0	2.20	(299,15)	C 0	2.20	(322,16)	C 0	2.10	(33,17)	C 0	2.10	(322, 8)	C 0

MAXIMUM 8-HOUR AVERAGED LINK CONTRIBUTIONS
IN PARTS PER MILLION (PPM)
INCLUDING AMBIENT BACKGROUND CONCENTRATIONS.

Rcptr No.	Total Conc	Ending Day Hr	Ambient Backgnd	Total Link	Link +1	Link +2	Link +3	Link +4	Link +5	Link +6	Link +7	Link +8	Link +9	Link +10
1	1.62	(327,21)	.00	1.63	.23	.35	.00	.00	.00	.00	.00	.00	.00	.00
			Links	10+	.21	.14	.00	.00	.00	.00	.00	.70	.00	.00
2	1.50	(94,21)	.00	1.50	.15	.52	.00	.00	.00	.00	.00	.00	.00	.00
			Links	10+	.22	.13	.00	.00	.00	.02	.00	.47	.00	.00
3	1.35	(94,21)	.00	1.35	.07	.62	.00	.00	.00	.00	.00	.00	.00	.00
			Links	10+	.27	.10	.00	.00	.00	.02	.00	.28	.00	.00
4	1.25	(94,21)	.00	1.25	.03	.65	.00	.00	.00	.00	.00	.00	.00	.00
			Links	10+	.32	.05	.00	.00	.00	.02	.00	.18	.00	.00
5	1.19	(323,19)	.00	1.19	.15	.50	.00	.00	.00	.00	.00	.00	.00	.00
			Links	10+	.10	.15	.00	.00	.00	.00	.00	.29	.00	.00
6	1.21	(323,19)	.00	1.21	.11	.55	.00	.00	.00	.00	.00	.00	.00	.00
			Links	10+	.14	.14	.00	.00	.00	.00	.00	.27	.00	.00
7	1.16	(323,18)	.00	1.16	.09	.59	.00	.00	.00	.00	.00	.00	.00	.00
			Links	10+	.18	.11	.00	.00	.00	.00	.00	.20	.00	.00

JOB: HSS FDR Air Quality Build/35' Jets

RUN: FDR DRIVE BET E 67TH-75TH STS/35' JETS

LINK CONTRIBUTION TABLES

MAXIMUM 8-HOUR AVERAGED LINK CONTRIBUTIONS
IN PARTS PER MILLION (PPM)
INCLUDING AMBIENT BACKGROUND CONCENTRATIONS.

Rcptr No.	Total Conc	Ending Day Hr	Ambient Backgnd	Total Link	Link +1	Link +2	Link +3	Link +4	Link +5	Link +6	Link +7	Link +8	Link +9	Link +10
8	1.17	(94,21)	.00	1.17	.02	.70	.00	.00	.00	.00	.00	.00	.00	.00
				Links 10+	.37	.02	.00	.00	.00	.02	.00	.05	.00	.00
9	1.15	(94,21)	.00	1.15	.02	.70	.00	.00	.00	.00	.00	.00	.00	.00
				Links 10+	.37	.02	.00	.00	.00	.02	.00	.03	.00	.00
10	1.13	(94,21)	.00	1.13	.02	.70	.00	.00	.00	.00	.00	.00	.00	.00
				Links 10+	.37	.02	.00	.00	.00	.02	.00	.02	.00	.00
11	1.15	(94,21)	.00	1.15	.02	.70	.00	.00	.00	.00	.00	.00	.00	.00
				Links 10+	.38	.02	.00	.00	.00	.02	.00	.02	.00	.00
12	1.15	(94,21)	.00	1.15	.02	.70	.00	.00	.00	.00	.00	.00	.00	.00
				Links 10+	.38	.02	.00	.00	.00	.02	.00	.02	.00	.00
13	1.15	(94,21)	.00	1.15	.02	.70	.00	.00	.00	.00	.00	.00	.00	.00
				Links 10+	.38	.02	.00	.00	.00	.02	.00	.02	.00	.00
14	1.15	(94,21)	.00	1.15	.02	.70	.00	.00	.00	.00	.00	.00	.00	.00
				Links 10+	.38	.02	.00	.00	.00	.02	.00	.02	.00	.00
15	1.15	(94,21)	.00	1.15	.00	.72	.00	.00	.00	.00	.00	.00	.00	.00
				Links 10+	.38	.02	.00	.00	.00	.02	.00	.02	.00	.00
16	1.15	(94,21)	.00	1.15	.00	.72	.00	.00	.00	.00	.00	.00	.00	.00
				Links 10+	.38	.02	.00	.00	.00	.02	.00	.02	.00	.00
17	1.13	(94,21)	.00	1.13	.00	.72	.00	.00	.00	.00	.00	.00	.00	.00
				Links 10+	.38	.00	.00	.00	.00	.02	.00	.02	.00	.00
18	1.13	(94,21)	.00	1.13	.00	.72	.00	.00	.00	.00	.00	.00	.00	.00
				Links 10+	.38	.00	.00	.00	.00	.02	.00	.02	.00	.00
19	1.13	(94,21)	.00	1.13	.00	.72	.00	.00	.00	.00	.00	.00	.00	.00
				Links 10+	.38	.00	.00	.00	.00	.02	.00	.02	.00	.00
20	1.12	(94,21)	.00	1.12	.00	.72	.00	.00	.00	.00	.00	.00	.00	.00
				Links 10+	.38	.00	.00	.00	.00	.02	.00	.00	.00	.00
21	1.13	(94,21)	.00	1.13	.00	.72	.00	.00	.00	.00	.00	.00	.00	.00
				Links 10+	.40	.00	.00	.00	.00	.02	.00	.00	.00	.00
22	1.13	(94,21)	.00	1.13	.00	.72	.00	.00	.00	.00	.00	.00	.00	.00
				Links 10+	.40	.00	.00	.00	.00	.02	.00	.00	.00	.00
23	1.13	(94,21)	.00	1.13	.00	.72	.00	.00	.00	.00	.00	.00	.00	.00
				Links 10+	.40	.00	.00	.00	.00	.02	.00	.00	.00	.00
24	1.13	(94,21)	.00	1.13	.00	.72	.00	.00	.00	.00	.00	.00	.00	.00
				Links 10+	.40	.00	.00	.00	.00	.02	.00	.00	.00	.00
25	1.13	(94,21)	.00	1.13	.00	.72	.00	.00	.00	.00	.00	.00	.00	.00
				Links 10+	.40	.00	.00	.00	.00	.02	.00	.00	.00	.00
26	1.13	(94,21)	.00	1.13	.00	.72	.00	.00	.00	.00	.00	.00	.00	.00
				Links 10+	.40	.00	.00	.00	.00	.02	.00	.00	.00	.00

JOB: HSS FDR Air Quality Build/35' Jets

RUN: FDR DRIVE BET E 67TH-75TH STS/35' JETS

LINK CONTRIBUTION TABLES

MAXIMUM 8-HOUR AVERAGED LINK CONTRIBUTIONS
IN PARTS PER MILLION (PPM)
INCLUDING AMBIENT BACKGROUND CONCENTRATIONS.

Rcptr No.	Total Conc	Ending Day Hr	Ambient Backgnd	Total Link	Link +1	Link +2	Link +3	Link +4	Link +5	Link +6	Link +7	Link +8	Link +9	Link +10
27	1.13	(94,21)	.00	1.13	.00	.72	.00	.00	.00	.00	.00	.00	.00	.00
				Links 10+	.40	.00	.00	.00	.00	.02	.00	.00	.00	.00
28	1.12	(94,21)	.00	1.12	.00	.72	.00	.00	.00	.00	.00	.00	.00	.00
				Links 10+	.40	.00	.00	.00	.00	.00	.00	.00	.00	.00
29	1.10	(94,21)	.00	1.10	.00	.70	.00	.00	.00	.00	.00	.00	.00	.02
				Links 10+	.38	.00	.00	.00	.00	.00	.00	.00	.00	.00
30	1.10	(94,21)	.00	1.10	.00	.70	.02	.00	.00	.00	.00	.00	.00	.02
				Links 10+	.37	.00	.00	.00	.00	.00	.00	.00	.00	.00
31	1.08	(94,21)	.00	1.08	.00	.65	.07	.00	.00	.00	.00	.00	.00	.07
				Links 10+	.30	.00	.00	.00	.00	.00	.00	.00	.00	.00
32	1.01	(323,19)	.00	1.01	.00	.66	.01	.00	.00	.00	.00	.00	.00	.00
				Links 10+	.34	.00	.00	.00	.00	.00	.00	.00	.00	.00
33	1.00	(323,19)	.00	1.00	.00	.50	.18	.00	.00	.00	.00	.00	.00	.00
				Links 10+	.32	.00	.00	.00	.00	.00	.00	.00	.00	.00
34	.96	(323,19)	.00	.96	.00	.35	.30	.00	.00	.00	.00	.00	.00	.01
				Links 10+	.30	.00	.00	.00	.00	.00	.00	.00	.00	.00
35	1.01	(159, 1)	.00	1.01	.00	.00	.01	.14	.23	.05	.05	.15	.00	.01
				Links 10+	.00	.00	.00	.00	.00	.00	.38	.00	.00	.00
36	1.19	(159, 1)	.00	1.19	.00	.00	.00	.14	.29	.05	.05	.16	.01	.00
				Links 10+	.00	.00	.00	.00	.00	.00	.49	.00	.00	.00
37	1.48	(32,23)	.00	1.48	.00	.00	.00	.10	.30	.01	.03	.21	.00	.00
				Links 10+	.00	.00	.00	.00	.00	.00	.82	.00	.00	.00
38	2.33	(324,19)	.00	2.33	.00	.00	.00	.12	.32	.00	.02	.22	.02	.00
				Links 10+	.00	.00	.00	.00	.00	.00	1.65	.00	.00	.00
39	3.13	(324,13)	.00	3.13	.00	.00	.00	.00	.40	.00	.00	.25	.00	.00
				Links 10+	.00	.00	.02	.00	.00	.00	2.47	.00	.00	.00
40	2.37	(316,22)	.00	2.37	.00	.04	.00	.09	.32	.00	.00	.09	.08	.03
				Links 10+	.04	.00	.00	.00	.00	.00	1.70	.00	.00	.00
41	1.84	(323,19)	.00	1.84	.00	.09	.03	.09	.33	.00	.00	.01	.09	.04
				Links 10+	.11	.00	.00	.00	.00	.00	1.06	.00	.00	.00
42	1.45	(323,19)	.00	1.45	.00	.08	.00	.05	.36	.00	.00	.06	.08	.01
				Links 10+	.10	.00	.00	.00	.00	.00	.71	.00	.00	.00
43	1.24	(323,18)	.00	1.24	.00	.08	.00	.04	.41	.00	.00	.13	.05	.01
				Links 10+	.10	.00	.00	.00	.00	.00	.43	.00	.00	.00
44	1.09	(323,18)	.00	1.09	.00	.05	.00	.04	.45	.00	.00	.15	.04	.00
				Links 10+	.08	.00	.00	.00	.00	.00	.29	.00	.00	.00
45	1.01	(323,18)	.00	1.01	.00	.05	.00	.03	.46	.00	.00	.16	.04	.00
				Links 10+	.08	.00	.00	.00	.00	.00	.20	.00	.00	.00

JOB: HSS FDR Air Quality Build/35' Jets

RUN: FDR DRIVE BET E 67TH-75TH STS/35' JETS

LINK CONTRIBUTION TABLES

MAXIMUM 8-HOUR AVERAGED LINK CONTRIBUTIONS
IN PARTS PER MILLION (PPM)
INCLUDING AMBIENT BACKGROUND CONCENTRATIONS.

Rcptr No.	Total Conc	Ending Day Hr	Ambient Backgnd	Total Link	Link +1	Link +2	Link +3	Link +4	Link +5	Link +6	Link +7	Link +8	Link +9	Link +10
46	.91	(323,18)	.00	.91	.00	.05	.00	.00	.46	.00	.00	.16	.01	.00
			Links	10+	.06	.00	.00	.00	.00	.00	.16	.00	.00	.00
47	.92	(94,21)	.00	.92	.00	.02	.00	.00	.55	.00	.00	.27	.00	.00
			Links	10+	.02	.00	.03	.00	.00	.00	.03	.00	.00	.00
48	.90	(94,21)	.00	.90	.00	.02	.00	.00	.55	.00	.00	.27	.00	.00
			Links	10+	.02	.00	.03	.00	.00	.00	.02	.00	.00	.00
49	.90	(94,21)	.00	.90	.00	.02	.00	.00	.55	.00	.00	.27	.00	.00
			Links	10+	.02	.00	.03	.00	.00	.00	.02	.00	.00	.00
50	.90	(94,21)	.00	.90	.00	.02	.00	.00	.55	.00	.00	.27	.00	.00
			Links	10+	.02	.00	.03	.00	.00	.00	.02	.00	.00	.00
51	.92	(94,21)	.00	.92	.00	.02	.00	.00	.55	.00	.00	.28	.00	.00
			Links	10+	.02	.00	.03	.00	.00	.00	.02	.00	.00	.00
52	.92	(94,21)	.00	.92	.00	.02	.00	.00	.55	.00	.00	.28	.00	.00
			Links	10+	.02	.00	.03	.00	.00	.00	.02	.00	.00	.00
53	.93	(94,21)	.00	.93	.00	.02	.00	.00	.55	.00	.02	.28	.00	.00
			Links	10+	.02	.00	.03	.00	.00	.00	.02	.00	.00	.00
54	.93	(94,21)	.00	.93	.00	.02	.00	.00	.55	.00	.03	.27	.00	.00
			Links	10+	.02	.00	.03	.00	.00	.00	.02	.00	.00	.00
55	.92	(94,21)	.00	.92	.00	.02	.00	.00	.52	.03	.07	.23	.00	.00
			Links	10+	.02	.00	.02	.00	.00	.00	.02	.00	.00	.00
56	.88	(94,21)	.00	.88	.00	.02	.00	.00	.35	.17	.13	.18	.00	.00
			Links	10+	.02	.00	.02	.00	.00	.00	.00	.00	.00	.00
57	1.82	(324,13)	.00	1.82	.38	.03	.00	.00	.00	.00	.00	.00	.00	.00
			Links	10+	.12	.20	.00	.00	.00	.00	.00	1.08	.00	.00
58	1.72	(324,19)	.00	1.72	.40	.10	.00	.00	.00	.00	.00	.00	.00	.00
			Links	10+	.15	.18	.00	.00	.00	.00	.00	.88	.00	.00
59	1.33	(324,19)	.00	1.33	.42	.07	.00	.00	.00	.00	.00	.00	.00	.00
			Links	10+	.08	.20	.00	.00	.00	.00	.00	.57	.00	.00
60	1.20	(299,22)	.00	1.20	.37	.10	.00	.00	.00	.00	.00	.00	.00	.00
			Links	10+	.14	.14	.00	.00	.00	.01	.00	.43	.00	.00

JOB: HSS FDR Air Quality Build/35' Jets

RUN: FDR DRIVE BET E 67TH-75TH STS/35' JETS

LINK CONTRIBUTION TABLES

SECOND HIGHEST 8-HOUR AVERAGED LINK CONTRIBUTIONS
IN PARTS PER MILLION (PPM)
INCLUDING AMBIENT BACKGROUND CONCENTRATIONS.

Rcptr No.	Total Conc	Ending Day Hr	Ambient Backgnd	Total Link	Link +1	Link +2	Link +3	Link +4	Link +5	Link +6	Link +7	Link +8	Link +9	Link +10
1	1.57	(94,21)	.00	1.57	.35	.25	.00	.00	.00	.00	.00	.00	.00	.00
				Links 10+	.13	.22	.00	.00	.00	.00	.00	.62	.00	.00
2	1.31	(236,24)	.00	1.31	.14	.31	.00	.00	.00	.00	.00	.00	.00	.00
				Links 10+	.06	.18	.00	.00	.00	.00	.00	.63	.00	.00
3	1.25	(316,22)	.00	1.25	.13	.46	.00	.00	.00	.00	.00	.00	.00	.00
				Links 10+	.13	.15	.00	.00	.00	.00	.00	.39	.00	.00
4	1.21	(356,22)	.00	1.21	.10	.53	.00	.00	.00	.00	.00	.00	.00	.00
				Links 10+	.16	.14	.00	.00	.00	.00	.00	.29	.00	.00
5	1.17	(94,21)	.00	1.17	.03	.65	.00	.00	.00	.00	.00	.00	.00	.00
				Links 10+	.33	.05	.00	.00	.00	.02	.00	.08	.00	.00
6	1.15	(94,21)	.00	1.15	.03	.67	.00	.00	.00	.00	.00	.00	.00	.00
				Links 10+	.35	.02	.00	.00	.00	.02	.00	.07	.00	.00
7	1.13	(94,21)	.00	1.13	.02	.68	.00	.00	.00	.00	.00	.00	.00	.00
				Links 10+	.35	.02	.00	.00	.00	.02	.00	.05	.00	.00
8	1.14	(323,18)	.00	1.14	.06	.60	.00	.00	.00	.00	.00	.00	.00	.00
				Links 10+	.21	.10	.00	.00	.00	.00	.00	.16	.00	.00
9	1.14	(323,18)	.00	1.14	.05	.63	.00	.00	.00	.00	.00	.00	.00	.00
				Links 10+	.25	.08	.00	.00	.00	.00	.00	.14	.00	.00
10	1.11	(323,18)	.00	1.11	.04	.65	.00	.00	.00	.00	.00	.00	.00	.00
				Links 10+	.26	.05	.00	.00	.00	.00	.00	.11	.00	.00
11	1.11	(323,18)	.00	1.11	.04	.65	.00	.00	.00	.00	.00	.00	.00	.00
				Links 10+	.26	.05	.00	.00	.00	.00	.00	.11	.00	.00
12	1.10	(323,18)	.00	1.10	.04	.65	.00	.00	.00	.00	.00	.00	.00	.00
				Links 10+	.28	.05	.00	.00	.00	.00	.00	.09	.00	.00
13	1.08	(323,18)	.00	1.08	.03	.68	.00	.00	.00	.00	.00	.00	.00	.00
				Links 10+	.28	.04	.00	.00	.00	.00	.00	.06	.00	.00
14	1.09	(323,18)	.00	1.09	.03	.68	.00	.00	.00	.00	.00	.00	.00	.00
				Links 10+	.30	.04	.00	.00	.00	.00	.00	.05	.00	.00
15	1.09	(323,18)	.00	1.09	.01	.68	.00	.00	.00	.00	.00	.00	.00	.00
				Links 10+	.31	.04	.00	.00	.00	.00	.00	.05	.00	.00
16	1.08	(323,18)	.00	1.08	.01	.68	.00	.00	.00	.00	.00	.00	.00	.00
				Links 10+	.31	.04	.00	.00	.00	.00	.00	.04	.00	.00
17	1.05	(323,18)	.00	1.05	.00	.68	.00	.00	.00	.00	.00	.00	.00	.00
				Links 10+	.31	.03	.00	.00	.00	.00	.00	.04	.00	.00
18	1.05	(323,18)	.00	1.05	.00	.68	.00	.00	.00	.00	.00	.00	.00	.00
				Links 10+	.31	.03	.00	.00	.00	.00	.00	.04	.00	.00
19	1.04	(323,18)	.00	1.04	.00	.68	.00	.00	.00	.00	.00	.00	.00	.00
				Links 10+	.31	.01	.00	.00	.00	.00	.00	.04	.00	.00

JOB: HSS FDR Air Quality Build/35' Jets

RUN: FDR DRIVE BET E 67TH-75TH STS/35' JETS

LINK CONTRIBUTION TABLES

SECOND HIGHEST 8-HOUR AVERAGED LINK CONTRIBUTIONS
IN PARTS PER MILLION (PPM)
INCLUDING AMBIENT BACKGROUND CONCENTRATIONS.

Rcptr No.	Total Conc	Ending Day Hr	Ambient Backgnd	Total Link	Link +1	Link +2	Link +3	Link +4	Link +5	Link +6	Link +7	Link +8	Link +9	Link +10
20	1.04	(323,18)	.00	1.04	.00	.68	.00	.00	.00	.00	.00	.00	.00	.00
				Links 10+	.34	.00	.00	.00	.00	.00	.00	.03	.00	.00
21	1.04	(323,18)	.00	1.04	.00	.68	.00	.00	.00	.00	.00	.00	.00	.00
				Links 10+	.34	.00	.00	.00	.00	.00	.00	.03	.00	.00
22	1.04	(323,18)	.00	1.04	.00	.69	.00	.00	.00	.00	.00	.00	.00	.00
				Links 10+	.34	.00	.00	.00	.00	.00	.00	.01	.00	.00
23	1.03	(323,18)	.00	1.03	.00	.68	.00	.00	.00	.00	.00	.00	.00	.00
				Links 10+	.34	.00	.00	.00	.00	.00	.00	.01	.00	.00
24	1.05	(323,18)	.00	1.05	.00	.71	.00	.00	.00	.00	.00	.00	.00	.00
				Links 10+	.34	.00	.00	.00	.00	.00	.00	.00	.00	.00
25	1.05	(323,18)	.00	1.05	.00	.71	.00	.00	.00	.00	.00	.00	.00	.00
				Links 10+	.34	.00	.00	.00	.00	.00	.00	.00	.00	.00
26	1.01	(323,18)	.00	1.01	.00	.68	.00	.00	.00	.00	.00	.00	.00	.00
				Links 10+	.34	.00	.00	.00	.00	.00	.00	.00	.00	.00
27	1.05	(323,18)	.00	1.05	.00	.71	.00	.00	.00	.00	.00	.00	.00	.00
				Links 10+	.34	.00	.00	.00	.00	.00	.00	.00	.00	.00
28	1.06	(323,18)	.00	1.06	.00	.71	.00	.00	.00	.00	.00	.00	.00	.00
				Links 10+	.35	.00	.00	.00	.00	.00	.00	.00	.00	.00
29	1.06	(323,18)	.00	1.06	.00	.71	.00	.00	.00	.00	.00	.00	.00	.00
				Links 10+	.35	.00	.00	.00	.00	.00	.00	.00	.00	.00
30	1.06	(323,18)	.00	1.06	.00	.71	.00	.00	.00	.00	.00	.00	.00	.00
				Links 10+	.35	.00	.00	.00	.00	.00	.00	.00	.00	.00
31	1.06	(323,18)	.00	1.06	.00	.73	.00	.00	.00	.00	.00	.00	.00	.01
				Links 10+	.33	.00	.00	.00	.00	.00	.00	.00	.00	.00
32	1.00	(94,21)	.00	1.00	.00	.35	.28	.00	.00	.00	.00	.00	.02	.12
				Links 10+	.23	.00	.00	.00	.00	.00	.00	.00	.00	.00
33	.94	(260,23)	.00	.94	.00	.40	.21	.00	.00	.00	.00	.00	.00	.03
				Links 10+	.30	.00	.00	.00	.00	.00	.00	.00	.00	.00
34	.93	(261, 1)	.00	.92	.00	.34	.29	.00	.00	.00	.00	.00	.00	.01
				Links 10+	.29	.00	.00	.00	.00	.00	.00	.00	.00	.00
35	.90	(323,19)	.00	.90	.00	.26	.25	.06	.00	.00	.00	.00	.00	.05
				Links 10+	.27	.00	.00	.00	.00	.00	.00	.00	.00	.00
36	1.13	(32,23)	.00	1.13	.00	.00	.00	.16	.20	.01	.01	.20	.01	.00
				Links 10+	.00	.00	.00	.00	.00	.00	.52	.00	.00	.00
37	1.44	(300,21)	.00	1.44	.00	.00	.00	.11	.26	.01	.03	.21	.01	.00
				Links 10+	.00	.00	.01	.00	.00	.00	.79	.00	.00	.00
38	2.09	(299,22)	.00	2.09	.00	.00	.00	.03	.37	.00	.01	.20	.00	.00
				Links 10+	.00	.00	.04	.00	.00	.00	1.43	.00	.00	.00

LINK CONTRIBUTION TABLES

SECOND HIGHEST 8-HOUR AVERAGED LINK CONTRIBUTIONS
IN PARTS PER MILLION (PPM)
INCLUDING AMBIENT BACKGROUND CONCENTRATIONS.

Rcptr No.	Total Conc	Ending Day Hr	Ambient Backgnd	Total Link	Link +1	Link +2	Link +3	Link +4	Link +5	Link +6	Link +7	Link +8	Link +9	Link +10
39	3.06	(327,21)	.00	3.06	.00	.00	.00	.04	.44	.00	.01	.20	.05	.00
			Links	10+	.00	.00	.01	.00	.00	.00	2.31	.00	.00	.00
40	2.36	(323,23)	.00	2.36	.00	.06	.04	.10	.30	.00	.00	.06	.06	.04
			Links	10+	.08	.00	.00	.00	.00	.00	1.63	.00	.00	.00
41	1.61	(261, 1)	.00	1.61	.00	.09	.01	.09	.29	.00	.00	.01	.06	.03
			Links	10+	.10	.00	.00	.00	.00	.00	.94	.00	.00	.00
42	1.35	(261, 1)	.00	1.35	.00	.09	.01	.06	.35	.00	.00	.06	.05	.01
			Links	10+	.10	.00	.00	.00	.00	.00	.61	.00	.00	.00
43	1.09	(261, 1)	.00	1.09	.00	.09	.00	.05	.36	.00	.00	.08	.04	.00
			Links	10+	.08	.00	.00	.00	.00	.00	.40	.00	.00	.00
44	.97	(94,21)	.00	.97	.00	.02	.00	.02	.53	.00	.00	.27	.00	.00
			Links	10+	.02	.00	.03	.00	.00	.00	.08	.00	.00	.00
45	.93	(94,21)	.00	.93	.00	.02	.00	.00	.55	.00	.00	.27	.00	.00
			Links	10+	.02	.00	.03	.00	.00	.00	.05	.00	.00	.00
46	.90	(94,21)	.00	.90	.00	.02	.00	.00	.53	.00	.00	.27	.00	.00
			Links	10+	.02	.00	.03	.00	.00	.00	.03	.00	.00	.00
47	.90	(323,18)	.00	.90	.00	.05	.00	.00	.49	.00	.00	.20	.00	.00
			Links	10+	.05	.00	.00	.00	.00	.00	.11	.00	.00	.00
48	.89	(323,18)	.00	.89	.00	.05	.00	.00	.49	.00	.00	.20	.00	.00
			Links	10+	.05	.00	.00	.00	.00	.00	.10	.00	.00	.00
49	.86	(323,18)	.00	.86	.00	.05	.00	.00	.49	.00	.00	.20	.00	.00
			Links	10+	.04	.00	.00	.00	.00	.00	.09	.00	.00	.00
50	.86	(323,18)	.00	.86	.00	.03	.00	.00	.53	.00	.00	.21	.00	.00
			Links	10+	.04	.00	.00	.00	.00	.00	.06	.00	.00	.00
51	.88	(323,18)	.00	.88	.00	.03	.00	.00	.53	.00	.00	.22	.00	.00
			Links	10+	.04	.00	.00	.00	.00	.00	.06	.00	.00	.00
52	.86	(323,18)	.00	.86	.00	.03	.00	.00	.53	.00	.00	.24	.00	.00
			Links	10+	.04	.00	.00	.00	.00	.00	.04	.00	.00	.00
53	.86	(323,18)	.00	.86	.00	.03	.00	.00	.53	.00	.00	.24	.00	.00
			Links	10+	.04	.00	.00	.00	.00	.00	.04	.00	.00	.00
54	.86	(323,18)	.00	.86	.00	.01	.00	.00	.54	.00	.00	.25	.00	.00
			Links	10+	.03	.00	.00	.00	.00	.00	.04	.00	.00	.00
55	.87	(324,19)	.00	.87	.00	.00	.00	.00	.33	.20	.23	.10	.00	.00
			Links	10+	.00	.00	.00	.00	.00	.00	.00	.00	.00	.00
56	.88	(323,17)	.00	.88	.00	.01	.00	.00	.43	.11	.09	.18	.00	.00
			Links	10+	.03	.00	.01	.00	.00	.00	.03	.00	.00	.00
57	1.73	(327,21)	.00	1.73	.43	.09	.00	.00	.00	.00	.00	.00	.00	.00
			Links	10+	.10	.24	.00	.00	.00	.00	.00	.88	.00	.00

JOB: HSS FDR Air Quality Build/35' Jets

RUN: FDR DRIVE BET E 67TH-75TH STS/35' JETS

LINK CONTRIBUTION TABLES

SECOND HIGHEST 8-HOUR AVERAGED LINK CONTRIBUTIONS
IN PARTS PER MILLION (PPM)
INCLUDING AMBIENT BACKGROUND CONCENTRATIONS.

Rcptr No.	Total Conc	Ending Day Hr	Ambient Backgnd	Total Link	Link +1	Link +2	Link +3	Link +4	Link +5	Link +6	Link +7	Link +8	Link +9	Link +10
58	1.50	(192,23)	.00	1.50	.40	.03	.00	.00	.00	.00	.00	.00	.00	.00
			Links	10+	.07	.23	.00	.00	.00	.00	.00	.77	.00	.00
59	1.24	(299,22)	.00	1.24	.34	.14	.00	.00	.00	.00	.00	.00	.00	.00
			Links	10+	.19	.10	.00	.00	.00	.01	.00	.46	.00	.00
60	1.13	(32,23)	.00	1.13	.35	.19	.00	.00	.00	.00	.00	.00	.00	.00
			Links	10+	.20	.09	.00	.00	.00	.00	.00	.30	.00	.00

MAXIMUM 1-HOUR AVERAGED LINK CONTRIBUTIONS
IN PARTS PER MILLION (PPM)
INCLUDING AMBIENT BACKGROUND CONCENTRATIONS.

Rcptr No.	Total Conc	Ending Day Hr	Ambient Backgnd	Total Link	Link +1	Link +2	Link +3	Link +4	Link +5	Link +6	Link +7	Link +8	Link +9	Link +10
1	3.30	(60, 8)	.00	3.30	.60	.10	.00	.00	.00	.00	.00	.00	.00	.00
			Links	10+	.00	.50	.00	.00	.00	.00	.00	2.10	.00	.00
2	2.90	(60, 8)	.00	2.90	.10	.80	.00	.00	.00	.00	.00	.00	.00	.00
			Links	10+	.30	.20	.00	.00	.00	.00	.00	1.50	.00	.00
3	2.60	(87, 9)	.00	2.60	.10	.80	.00	.00	.00	.00	.00	.00	.00	.00
			Links	10+	.20	.30	.00	.00	.00	.00	.00	1.20	.00	.00
4	2.30	(174,21)	.00	2.30	.10	.90	.00	.00	.00	.00	.00	.00	.00	.00
			Links	10+	.20	.30	.00	.00	.00	.00	.00	.80	.00	.00
5	2.20	(299,18)	.00	2.20	.00	1.40	.00	.00	.00	.00	.00	.00	.00	.00
			Links	10+	.70	.00	.00	.00	.00	.10	.00	.00	.00	.00
6	2.20	(356,16)	.00	2.20	.20	1.00	.00	.00	.00	.00	.00	.00	.00	.00
			Links	10+	.20	.30	.00	.00	.00	.00	.00	.50	.00	.00
7	2.20	(299,18)	.00	2.20	.00	1.40	.00	.00	.00	.00	.00	.00	.00	.00
			Links	10+	.70	.00	.00	.00	.00	.10	.00	.00	.00	.00
8	2.20	(299,18)	.00	2.20	.00	1.40	.00	.00	.00	.00	.00	.00	.00	.00
			Links	10+	.70	.00	.00	.00	.00	.10	.00	.00	.00	.00
9	2.20	(299,18)	.00	2.20	.00	1.40	.00	.00	.00	.00	.00	.00	.00	.00
			Links	10+	.70	.00	.00	.00	.00	.10	.00	.00	.00	.00
10	2.20	(299,18)	.00	2.20	.00	1.40	.00	.00	.00	.00	.00	.00	.00	.00
			Links	10+	.70	.00	.00	.00	.00	.10	.00	.00	.00	.00
11	2.10	(94,17)	.00	2.10	.00	1.30	.00	.00	.00	.00	.00	.00	.00	.00
			Links	10+	.70	.00	.00	.00	.00	.10	.00	.00	.00	.00
12	2.10	(94,17)	.00	2.10	.00	1.30	.00	.00	.00	.00	.00	.00	.00	.00
			Links	10+	.70	.00	.00	.00	.00	.10	.00	.00	.00	.00

JOB: HSS FDR Air Quality Build/35' Jets

RUN: FDR DRIVE BET E 67TH-75TH STS/35' JETS

LINK CONTRIBUTION TABLES

MAXIMUM 1-HOUR AVERAGED LINK CONTRIBUTIONS
IN PARTS PER MILLION (PPM)
INCLUDING AMBIENT BACKGROUND CONCENTRATIONS.

Rcptr No.	Total Conc	Ending Day Hr	Ambient Backgnd	Total Link	Link +1	Link +2	Link +3	Link +4	Link +5	Link +6	Link +7	Link +8	Link +9	Link +10
13	2.10	(94,17)	.00	2.10	.00	1.30	.00	.00	.00	.00	.00	.00	.00	.00
				Links 10+	.70	.00	.00	.00	.00	.10	.00	.00	.00	.00
14	2.10	(94,17)	.00	2.10	.00	1.30	.00	.00	.00	.00	.00	.00	.00	.00
				Links 10+	.70	.00	.00	.00	.00	.10	.00	.00	.00	.00
15	2.10	(94,17)	.00	2.10	.00	1.30	.00	.00	.00	.00	.00	.00	.00	.00
				Links 10+	.70	.00	.00	.00	.00	.10	.00	.00	.00	.00
16	2.10	(94,17)	.00	2.10	.00	1.30	.00	.00	.00	.00	.00	.00	.00	.00
				Links 10+	.70	.00	.00	.00	.00	.10	.00	.00	.00	.00
17	2.10	(94,17)	.00	2.10	.00	1.30	.00	.00	.00	.00	.00	.00	.00	.00
				Links 10+	.70	.00	.00	.00	.00	.10	.00	.00	.00	.00
18	2.10	(94,17)	.00	2.10	.00	1.30	.00	.00	.00	.00	.00	.00	.00	.00
				Links 10+	.70	.00	.00	.00	.00	.10	.00	.00	.00	.00
19	2.10	(94,17)	.00	2.10	.00	1.30	.00	.00	.00	.00	.00	.00	.00	.00
				Links 10+	.70	.00	.00	.00	.00	.10	.00	.00	.00	.00
20	2.10	(94,17)	.00	2.10	.00	1.30	.00	.00	.00	.00	.00	.00	.00	.00
				Links 10+	.70	.00	.00	.00	.00	.10	.00	.00	.00	.00
21	2.10	(94,17)	.00	2.10	.00	1.30	.00	.00	.00	.00	.00	.00	.00	.00
				Links 10+	.70	.00	.00	.00	.00	.10	.00	.00	.00	.00
22	2.10	(94,17)	.00	2.10	.00	1.30	.00	.00	.00	.00	.00	.00	.00	.00
				Links 10+	.70	.00	.00	.00	.00	.10	.00	.00	.00	.00
23	2.10	(94,17)	.00	2.10	.00	1.30	.00	.00	.00	.00	.00	.00	.00	.00
				Links 10+	.70	.00	.00	.00	.00	.10	.00	.00	.00	.00
24	2.10	(94,17)	.00	2.10	.00	1.30	.00	.00	.00	.00	.00	.00	.00	.00
				Links 10+	.70	.00	.00	.00	.00	.10	.00	.00	.00	.00
25	2.10	(94,17)	.00	2.10	.00	1.30	.00	.00	.00	.00	.00	.00	.00	.00
				Links 10+	.70	.00	.00	.00	.00	.10	.00	.00	.00	.00
26	2.10	(299,18)	.00	2.10	.00	1.20	.10	.00	.10	.00	.00	.10	.10	.10
				Links 10+	.30	.00	.00	.00	.00	.00	.10	.00	.00	.00
27	2.10	(299,18)	.00	2.10	.00	1.20	.10	.00	.10	.00	.00	.10	.10	.10
				Links 10+	.30	.00	.00	.00	.00	.00	.10	.00	.00	.00
28	2.10	(299,18)	.00	2.10	.00	1.00	.20	.10	.10	.00	.00	.10	.10	.20
				Links 10+	.20	.00	.00	.00	.00	.00	.10	.00	.00	.00
29	1.90	(299,18)	.00	1.90	.00	.90	.20	.10	.10	.00	.00	.10	.10	.20
				Links 10+	.10	.00	.00	.00	.00	.00	.10	.00	.00	.00
30	1.90	(299,18)	.00	1.90	.00	.60	.40	.10	.10	.00	.00	.20	.10	.20
				Links 10+	.00	.00	.00	.00	.00	.00	.20	.00	.00	.00
31	1.90	(276,21)	.00	1.90	.00	1.30	.00	.00	.00	.00	.00	.00	.00	.00
				Links 10+	.50	.00	.00	.00	.00	.10	.00	.00	.00	.00

JOB: HSS FDR Air Quality Build/35' Jets

RUN: FDR DRIVE BET E 67TH-75TH STS/35' JETS

LINK CONTRIBUTION TABLES

MAXIMUM 1-HOUR AVERAGED LINK CONTRIBUTIONS
IN PARTS PER MILLION (PPM)
INCLUDING AMBIENT BACKGROUND CONCENTRATIONS.

Rcptr No.	Total Conc	Ending Day Hr	Ambient Backgnd	Total Link	Link +1	Link +2	Link +3	Link +4	Link +5	Link +6	Link +7	Link +8	Link +9	Link +10
32	1.90	(99,18)	.00	1.90	.00	1.30	.00	.00	.00	.00	.00	.00	.00	.00
				Links 10+	.50	.00	.00	.00	.00	.00	.00	.10	.00	.00
33	1.90	(99,18)	.00	1.90	.00	1.10	.20	.00	.00	.00	.00	.00	.00	.00
				Links 10+	.50	.00	.00	.00	.00	.00	.00	.10	.00	.00
34	2.00	(299,18)	.00	2.00	.00	.00	.00	.50	.30	.00	.10	.30	.10	.00
				Links 10+	.00	.00	.10	.00	.00	.00	.60	.00	.00	.00
35	2.40	(299,18)	.00	2.40	.00	.00	.00	.50	.30	.00	.10	.40	.10	.00
				Links 10+	.00	.00	.10	.00	.00	.00	.90	.00	.00	.00
36	3.00	(299,18)	.00	3.00	.00	.00	.00	.40	.50	.00	.10	.50	.00	.00
				Links 10+	.00	.00	.10	.00	.00	.00	1.40	.00	.00	.00
37	3.70	(299,18)	.00	3.70	.00	.00	.00	.20	.70	.00	.10	.50	.00	.00
				Links 10+	.00	.00	.10	.00	.00	.00	2.10	.00	.00	.00
38	4.40	(299,15)	.00	4.40	.00	.00	.00	.10	.60	.00	.00	.40	.00	.00
				Links 10+	.00	.00	.10	.00	.00	.00	3.20	.00	.00	.00
39	6.70	(94,17)	.00	6.70	.00	.00	.00	.00	1.00	.00	.00	.50	.00	.00
				Links 10+	.00	.00	.10	.00	.00	.00	5.10	.00	.00	.00
40	4.80	(87, 9)	.00	4.80	.00	.00	.00	.10	.60	.00	.00	.10	.20	.00
				Links 10+	.00	.00	.00	.00	.00	.00	3.80	.00	.00	.00
41	3.20	(323,16)	.00	3.20	.00	.20	.10	.20	.50	.00	.00	.00	.10	.10
				Links 10+	.20	.00	.00	.00	.00	.00	1.80	.00	.00	.00
42	2.70	(356,16)	.00	2.70	.00	.10	.00	.10	.70	.00	.00	.10	.10	.10
				Links 10+	.20	.00	.00	.00	.00	.00	1.30	.00	.00	.00
43	2.40	(276,21)	.00	2.40	.00	.20	.00	.10	.70	.00	.00	.10	.10	.10
				Links 10+	.20	.00	.00	.00	.00	.00	.90	.00	.00	.00
44	2.20	(99,18)	.00	2.20	.00	.30	.10	.10	.60	.00	.00	.00	.10	.00
				Links 10+	.30	.00	.00	.00	.00	.00	.70	.00	.00	.00
45	2.20	(99,18)	.00	2.20	.00	.30	.10	.10	.70	.00	.00	.10	.10	.00
				Links 10+	.30	.00	.00	.00	.00	.00	.50	.00	.00	.00
46	1.90	(99,18)	.00	1.90	.00	.30	.00	.10	.70	.00	.00	.10	.10	.00
				Links 10+	.20	.00	.00	.00	.00	.00	.40	.00	.00	.00
47	1.70	(99,18)	.00	1.70	.00	.20	.00	.10	.70	.00	.00	.10	.00	.00
				Links 10+	.20	.00	.00	.00	.00	.00	.40	.00	.00	.00
48	1.90	(299,18)	.00	1.90	.00	.00	.00	.00	1.00	.20	.30	.40	.00	.00
				Links 10+	.00	.00	.00	.00	.00	.00	.00	.00	.00	.00
49	1.80	(99,18)	.00	1.80	.00	.20	.00	.10	.80	.00	.00	.20	.00	.00
				Links 10+	.20	.00	.00	.00	.00	.00	.30	.00	.00	.00
50	1.90	(299,18)	.00	1.90	.00	.00	.00	.00	1.00	.20	.40	.30	.00	.00
				Links 10+	.00	.00	.00	.00	.00	.00	.00	.00	.00	.00

LINK CONTRIBUTION TABLES

MAXIMUM 1-HOUR AVERAGED LINK CONTRIBUTIONS
IN PARTS PER MILLION (PPM)
INCLUDING AMBIENT BACKGROUND CONCENTRATIONS.

Rcptr No.	Total Conc	Ending Day Hr	Ambient Backgnd	Total Link	Link +1	Link +2	Link +3	Link +4	Link +5	Link +6	Link +7	Link +8	Link +9	Link +10
51	1.80	(299,18)	.00	1.80	.00	.00	.00	.00	.90	.30	.40	.20	.00	.00
				Links 10+	.00	.00	.00	.00	.00	.00	.00	.00	.00	.00
52	1.90	(299,18)	.00	1.90	.00	.00	.00	.00	.80	.40	.50	.20	.00	.00
				Links 10+	.00	.00	.00	.00	.00	.00	.00	.00	.00	.00
53	1.90	(299,18)	.00	1.90	.00	.00	.00	.00	.70	.50	.60	.10	.00	.00
				Links 10+	.00	.00	.00	.00	.00	.00	.00	.00	.00	.00
54	2.00	(299,18)	.00	2.00	.00	.00	.00	.00	.60	.70	.70	.00	.00	.00
				Links 10+	.00	.00	.00	.00	.00	.00	.00	.00	.00	.00
55	1.80	(299,18)	.00	1.80	.00	.00	.00	.00	.30	.90	.60	.00	.00	.00
				Links 10+	.00	.00	.00	.00	.00	.00	.00	.00	.00	.00
56	1.80	(299,18)	.00	1.80	.00	.00	.00	.00	.00	1.20	.60	.00	.00	.00
				Links 10+	.00	.00	.00	.00	.00	.00	.00	.00	.00	.00
57	3.60	(94,17)	.00	3.60	.80	.30	.00	.00	.00	.00	.00	.00	.00	.00
				Links 10+	.30	.30	.00	.00	.00	.00	.00	1.90	.00	.00
58	3.50	(94,17)	.00	3.50	1.00	.10	.00	.00	.00	.00	.00	.00	.00	.00
				Links 10+	.20	.50	.00	.00	.00	.00	.00	1.70	.00	.00
59	2.70	(94,17)	.00	2.70	1.00	.00	.00	.00	.00	.00	.00	.00	.00	.00
				Links 10+	.10	.60	.00	.00	.00	.00	.00	1.00	.00	.00
60	2.80	(299,18)	.00	2.80	.80	.40	.00	.00	.00	.00	.00	.00	.00	.00
				Links 10+	.50	.20	.00	.00	.00	.10	.00	.80	.00	.00

SECOND HIGHEST 1-HOUR AVERAGED LINK CONTRIBUTIONS
IN PARTS PER MILLION (PPM)
INCLUDING AMBIENT BACKGROUND CONCENTRATIONS.

Rcptr No.	Total Conc	Ending Day Hr	Ambient Backgnd	Total Link	Link +1	Link +2	Link +3	Link +4	Link +5	Link +6	Link +7	Link +8	Link +9	Link +10
1	3.10	(61, 7)	.00	3.10	.50	.10	.00	.00	.00	.00	.00	.00	.00	.00
				Links 10+	.10	.40	.00	.00	.00	.00	.00	2.00	.00	.00
2	2.70	(87, 9)	.00	2.70	.30	.50	.00	.00	.00	.00	.00	.00	.00	.00
				Links 10+	.10	.40	.00	.00	.00	.00	.00	1.40	.00	.00
3	2.40	(174,21)	.00	2.40	.20	.70	.00	.00	.00	.00	.00	.00	.00	.00
				Links 10+	.10	.40	.00	.00	.00	.00	.00	1.00	.00	.00
4	2.20	(87, 9)	.00	2.20	.00	.90	.00	.00	.00	.00	.00	.00	.00	.00
				Links 10+	.40	.20	.00	.00	.00	.00	.00	.70	.00	.00
5	2.10	(323,16)	.00	2.10	.30	.90	.00	.00	.00	.00	.00	.00	.00	.00
				Links 10+	.10	.30	.00	.00	.00	.00	.00	.50	.00	.00

JOB: HSS FDR Air Quality Build/35' Jets

RUN: FDR DRIVE BET E 67TH-75TH STS/35' JETS

LINK CONTRIBUTION TABLES

SECOND HIGHEST 1-HOUR AVERAGED LINK CONTRIBUTIONS
IN PARTS PER MILLION (PPM)
INCLUDING AMBIENT BACKGROUND CONCENTRATIONS.

Rcptr No.	Total Conc	Ending Day Hr	Ambient Backgnd	Total Link	Link +1	Link +2	Link +3	Link +4	Link +5	Link +6	Link +7	Link +8	Link +9	Link +10
6	2.20	(299,18)	.00	2.20	.00	1.40	.00	.00	.00	.00	.00	.00	.00	.00
				Links 10+	.70	.00	.00	.00	.00	.10	.00	.00	.00	.00
7	2.10	(94,17)	.00	2.10	.00	1.30	.00	.00	.00	.00	.00	.00	.00	.00
				Links 10+	.70	.00	.00	.00	.00	.10	.00	.00	.00	.00
8	2.10	(94,17)	.00	2.10	.00	1.30	.00	.00	.00	.00	.00	.00	.00	.00
				Links 10+	.70	.00	.00	.00	.00	.10	.00	.00	.00	.00
9	2.10	(94,17)	.00	2.10	.00	1.30	.00	.00	.00	.00	.00	.00	.00	.00
				Links 10+	.70	.00	.00	.00	.00	.10	.00	.00	.00	.00
10	2.10	(94,17)	.00	2.10	.00	1.30	.00	.00	.00	.00	.00	.00	.00	.00
				Links 10+	.70	.00	.00	.00	.00	.10	.00	.00	.00	.00
11	2.10	(299,18)	.00	2.10	.00	1.40	.00	.00	.00	.00	.00	.00	.00	.00
				Links 10+	.70	.00	.00	.00	.00	.00	.00	.00	.00	.00
12	2.10	(299,18)	.00	2.10	.00	1.40	.00	.00	.00	.00	.00	.00	.00	.00
				Links 10+	.70	.00	.00	.00	.00	.00	.00	.00	.00	.00
13	2.10	(299,18)	.00	2.10	.00	1.40	.00	.00	.00	.00	.00	.00	.00	.00
				Links 10+	.70	.00	.00	.00	.00	.00	.00	.00	.00	.00
14	2.00	(299,18)	.00	2.00	.00	1.40	.00	.00	.00	.00	.00	.00	.00	.00
				Links 10+	.60	.00	.00	.00	.00	.00	.00	.00	.00	.00
15	2.00	(299,18)	.00	2.00	.00	1.40	.00	.00	.00	.00	.00	.00	.00	.00
				Links 10+	.60	.00	.00	.00	.00	.00	.00	.00	.00	.00
16	2.00	(299,18)	.00	2.00	.00	1.40	.00	.00	.00	.00	.00	.00	.00	.00
				Links 10+	.60	.00	.00	.00	.00	.00	.00	.00	.00	.00
17	2.00	(299,18)	.00	2.00	.00	1.40	.00	.00	.00	.00	.00	.00	.00	.00
				Links 10+	.60	.00	.00	.00	.00	.00	.00	.00	.00	.00
18	2.00	(299,18)	.00	2.00	.00	1.40	.00	.00	.00	.00	.00	.00	.00	.00
				Links 10+	.60	.00	.00	.00	.00	.00	.00	.00	.00	.00
19	2.00	(299,18)	.00	2.00	.00	1.40	.00	.00	.00	.00	.00	.00	.00	.00
				Links 10+	.60	.00	.00	.00	.00	.00	.00	.00	.00	.00
20	2.00	(299,18)	.00	2.00	.00	1.40	.00	.00	.00	.00	.00	.00	.00	.00
				Links 10+	.60	.00	.00	.00	.00	.00	.00	.00	.00	.00
21	1.90	(99,18)	.00	1.90	.10	1.20	.00	.00	.00	.00	.00	.00	.00	.00
				Links 10+	.40	.10	.00	.00	.00	.00	.00	.10	.00	.00
22	1.90	(99,18)	.00	1.90	.10	1.20	.00	.00	.00	.00	.00	.00	.00	.00
				Links 10+	.40	.10	.00	.00	.00	.00	.00	.10	.00	.00
23	2.00	(299,18)	.00	2.00	.00	1.30	.00	.00	.00	.00	.00	.10	.00	.10
				Links 10+	.50	.00	.00	.00	.00	.00	.00	.00	.00	.00
24	2.10	(299,18)	.00	2.10	.00	1.30	.00	.00	.00	.00	.00	.10	.00	.10
				Links 10+	.50	.00	.00	.00	.00	.00	.10	.00	.00	.00

JOB: HSS FDR Air Quality Build/35' Jets

RUN: FDR DRIVE BET E 67TH-75TH STS/35' JETS

LINK CONTRIBUTION TABLES

SECOND HIGHEST 1-HOUR AVERAGED LINK CONTRIBUTIONS
IN PARTS PER MILLION (PPM)
INCLUDING AMBIENT BACKGROUND CONCENTRATIONS.

Rcptr No.	Total Conc	Ending Day Hr	Ambient Backgnd	Total Link	Link +1	Link +2	Link +3	Link +4	Link +5	Link +6	Link +7	Link +8	Link +9	Link +10
25	2.00	(299,18)	.00	2.00	.00	1.20	.10	.00	.00	.00	.00	.10	.00	.10
			Links	10+	.40	.00	.00	.00	.00	.00	.10	.00	.00	.00
26	2.10	(94,17)	.00	2.10	.00	1.30	.00	.00	.00	.00	.00	.00	.00	.00
			Links	10+	.70	.00	.00	.00	.00	.10	.00	.00	.00	.00
27	2.10	(94,17)	.00	2.10	.00	1.30	.00	.00	.00	.00	.00	.00	.00	.00
			Links	10+	.70	.00	.00	.00	.00	.10	.00	.00	.00	.00
28	2.00	(94,17)	.00	2.00	.00	1.30	.00	.00	.00	.00	.00	.00	.00	.00
			Links	10+	.70	.00	.00	.00	.00	.00	.00	.00	.00	.00
29	1.90	(94,17)	.00	1.90	.00	1.20	.00	.00	.00	.00	.00	.00	.00	.10
			Links	10+	.60	.00	.00	.00	.00	.00	.00	.00	.00	.00
30	1.90	(94,17)	.00	1.90	.00	1.20	.10	.00	.00	.00	.00	.00	.00	.10
			Links	10+	.50	.00	.00	.00	.00	.00	.00	.00	.00	.00
31	1.90	(323,16)	.00	1.90	.00	1.30	.00	.00	.00	.00	.00	.00	.00	.00
			Links	10+	.60	.00	.00	.00	.00	.00	.00	.00	.00	.00
32	1.80	(299,18)	.00	1.80	.00	.00	.60	.20	.20	.00	.00	.20	.20	.00
			Links	10+	.00	.00	.10	.00	.00	.00	.30	.00	.00	.00
33	1.90	(276,21)	.00	1.90	.00	1.00	.30	.00	.00	.00	.00	.00	.00	.00
			Links	10+	.50	.00	.00	.00	.00	.10	.00	.00	.00	.00
34	1.80	(228, 8)	.00	1.80	.00	.00	.00	.40	.30	.00	.10	.30	.10	.00
			Links	10+	.00	.00	.10	.00	.00	.00	.50	.00	.00	.00
35	2.00	(228, 8)	.00	2.00	.00	.00	.00	.30	.30	.00	.10	.40	.00	.00
			Links	10+	.00	.00	.10	.00	.00	.00	.80	.00	.00	.00
36	2.60	(228, 8)	.00	2.60	.00	.00	.00	.30	.50	.10	.10	.40	.00	.00
			Links	10+	.00	.00	.10	.00	.00	.00	1.10	.00	.00	.00
37	3.10	(228, 8)	.00	3.10	.00	.00	.00	.20	.60	.10	.10	.40	.00	.00
			Links	10+	.00	.00	.10	.00	.00	.00	1.60	.00	.00	.00
38	4.40	(299,18)	.00	4.40	.00	.00	.00	.00	1.00	.00	.10	.50	.00	.00
			Links	10+	.00	.00	.10	.00	.00	.00	2.70	.00	.00	.00
39	5.80	(266, 8)	.00	5.80	.00	.00	.00	.00	.70	.00	.00	.40	.00	.00
			Links	10+	.00	.00	.10	.00	.00	.00	4.60	.00	.00	.00
40	4.50	(60, 8)	.00	4.50	.00	.00	.00	.00	.70	.00	.00	.30	.10	.00
			Links	10+	.00	.00	.00	.00	.00	.00	3.40	.00	.00	.00
41	3.20	(356,16)	.00	3.20	.00	.10	.10	.20	.50	.00	.00	.00	.10	.10
			Links	10+	.20	.00	.00	.00	.00	.00	1.90	.00	.00	.00
42	2.60	(276,21)	.00	2.60	.00	.20	.10	.10	.60	.00	.00	.00	.10	.10
			Links	10+	.20	.00	.00	.00	.00	.00	1.20	.00	.00	.00
43	2.20	(99,18)	.00	2.20	.00	.30	.10	.10	.50	.00	.00	.00	.10	.00
			Links	10+	.30	.00	.00	.00	.00	.00	.80	.00	.00	.00

JOB: HSS FDR Air Quality Build/35' Jets

RUN: FDR DRIVE BET E 67TH-75TH STS/35' JETS

LINK CONTRIBUTION TABLES

SECOND HIGHEST 1-HOUR AVERAGED LINK CONTRIBUTIONS
IN PARTS PER MILLION (PPM)
INCLUDING AMBIENT BACKGROUND CONCENTRATIONS.

Rcptr No.	Total Conc	Ending Day Hr	Ambient Backgnd	Total Link	Link +1	Link +2	Link +3	Link +4	Link +5	Link +6	Link +7	Link +8	Link +9	Link +10
44	2.00	(323,16)	.00	2.00	.00	.10	.00	.10	.80	.00	.00	.20	.10	.00
				Links 10+	.10	.00	.00	.00	.00	.00	.60	.00	.00	.00
45	2.00	(276,21)	.00	2.00	.00	.10	.00	.10	.80	.00	.00	.20	.10	.00
				Links 10+	.20	.00	.00	.00	.00	.00	.50	.00	.00	.00
46	1.90	(299,18)	.00	1.90	.00	.00	.00	.00	1.10	.10	.20	.40	.00	.00
				Links 10+	.00	.00	.10	.00	.00	.00	.00	.00	.00	.00
47	1.70	(299,18)	.00	1.70	.00	.00	.00	.00	1.00	.10	.20	.40	.00	.00
				Links 10+	.00	.00	.00	.00	.00	.00	.00	.00	.00	.00
48	1.60	(64,16)	.00	1.60	.00	.20	.00	.00	.70	.00	.00	.20	.00	.00
				Links 10+	.20	.00	.00	.00	.00	.00	.30	.00	.00	.00
49	1.80	(299,18)	.00	1.80	.00	.00	.00	.00	1.00	.20	.30	.30	.00	.00
				Links 10+	.00	.00	.00	.00	.00	.00	.00	.00	.00	.00
50	1.60	(64,16)	.00	1.60	.00	.20	.00	.00	.80	.00	.00	.20	.00	.00
				Links 10+	.20	.00	.00	.00	.00	.00	.20	.00	.00	.00
51	1.60	(99,18)	.00	1.60	.00	.20	.00	.00	.80	.00	.00	.20	.00	.00
				Links 10+	.20	.00	.00	.00	.00	.00	.20	.00	.00	.00
52	1.70	(99,18)	.00	1.70	.00	.20	.00	.00	.90	.00	.00	.20	.00	.00
				Links 10+	.20	.00	.00	.00	.00	.00	.20	.00	.00	.00
53	1.70	(99,18)	.00	1.70	.00	.20	.00	.00	.90	.00	.00	.20	.00	.00
				Links 10+	.20	.00	.00	.00	.00	.00	.20	.00	.00	.00
54	1.70	(94,17)	.00	1.70	.00	.00	.00	.00	1.00	.00	.20	.40	.00	.00
				Links 10+	.00	.00	.10	.00	.00	.00	.00	.00	.00	.00
55	1.60	(99,18)	.00	1.60	.00	.20	.00	.00	.90	.00	.00	.20	.00	.00
				Links 10+	.20	.00	.00	.00	.00	.00	.10	.00	.00	.00
56	1.70	(276,21)	.00	1.70	.00	.10	.00	.00	1.00	.00	.00	.40	.00	.00
				Links 10+	.10	.00	.00	.00	.00	.00	.10	.00	.00	.00
57	3.50	(266, 8)	.00	3.50	.70	.00	.00	.00	.00	.00	.00	.00	.00	.00
				Links 10+	.20	.40	.00	.00	.00	.00	.00	2.20	.00	.00
58	3.20	(201, 8)	.00	3.20	.70	.00	.00	.00	.00	.00	.00	.00	.00	.00
				Links 10+	.10	.40	.00	.00	.00	.00	.00	2.00	.00	.00
59	2.60	(299,15)	.00	2.60	.70	.10	.00	.00	.00	.00	.00	.00	.00	.00
				Links 10+	.20	.30	.00	.00	.00	.00	.00	1.30	.00	.00
60	2.20	(299,15)	.00	2.20	.70	.00	.00	.00	.00	.00	.00	.00	.00	.00
				Links 10+	.10	.40	.00	.00	.00	.00	.00	1.00	.00	.00

JOB: HSS FDR Air Quality Build/35' Jets

RUN: FDR DRIVE BET E 67TH-75TH STS/35' JETS

CALM DURATION FREQUENCY

Hours of Consecutive Calm Winds	Frequency of Occurrence	(Julian day/hour ending) of Significant Occurrences
1	126	(1,24)(2, 7)(4, 6)(5,21)(33,12)(36,17)(36,19)(43, 6)(43, 9)(52, 7) (55, 1)(55,22)(59, 9)(64, 3)(64, 5)(64,24)(80, 9)(81, 2)(84, 8)(85,22) (86, 1)(86, 7)(87, 5)(94,16)(98, 2)(105, 8)(109, 2)(113, 9)(113,12)(115, 5) (117,12)(125,21)(126, 1)(127,13)(130,22)(131, 1)(132, 2)(132,22)(133, 2)(133, 4) (133, 6)(133,12)(136, 3)(137,11)(137,21)(138,24)(139, 4)(140, 8)(140,21)(141, 2) (142,10)(143, 8)(146, 3)(146, 9)(147,21)(149,15)(163,14)(164,16)(171, 7)(173, 3) (174,13)(174,17)(177,17)(178, 4)(178, 8)(184,19)(184,21)(185,12)(188,24)(189,12) (192,21)(201,11)(202,22)(210,24)(211,11)(212, 1)(212, 5)(222, 5)(222,23)(226,20) (227, 6)(227,23)(228, 7)(229, 5)(229,12)(230, 6)(230, 9)(231, 3)(232,22)(234, 7) (247, 2)(256, 1)(256,12)(257, 1)(257,11)(260,11)(264,20)(266, 4)(268, 4)(268, 9) (271, 3)(274, 4)(276, 1)(276, 5)(281, 5)(281,13)(287, 4)(289, 4)(299,22)(299,24) (301,12)(302,16)(309,20)(312, 7)(321,23)(322, 2)(324,14)(327, 4)(328,22)(338, 1) (338, 3)(343, 2)(346, 5)(351, 1)(357, 5)(357, 8)
2	33	(2,24)(54,21)(64, 1)(83, 7)(94,14)(100, 1)(107,17)(133,10)(137, 2)(137,24) (149,10)(173, 6)(175,23)(180, 9)(182, 9)(183, 9)(193, 5)(222,10)(229,22)(255,20) (266, 7)(287,10)(288, 1)(289, 2)(292,17)(321,11)(322,14)(323, 8)(324, 6)(324,12) (356, 7)(357, 3)(360,15)
3	10	(2,19)(33,16)(60, 7)(80, 7)(135,24)(186, 6)(204, 6)(280, 9)(315,10)(338, 8) (
4	5	(203, 8)(271, 1)(278, 4)(323, 4)(327, 2)
6	2	(133,20)(282, 4)
7	1	(22,15)
10	1	(134, 7)
13	1	(184,11)

Program terminated normally

JOB: HSS FDR Air Quality Build/70' Jets

RUN: FDR DRIVE BET E 67TH-75TH STS/70' JETS

General Information

Run start date: 1/ 1/ 0 Julian: 1
end date: 12/31/ 0 Julian: 366

A Tier 2 approach was used for input data preparation.

The MODE flag has been set to C for calculating CO averages.

Ambient background concentrations are included in the averages below.

Site & Meteorological Constants

VS = .0 CM/S VD = .0 CM/S Z0 = 175. CM ATIM = 60.

Met. Sfc. Sta. Id & Yr = 72503 2000
Upper Air Sta. Id & Yr = 94703 2000

CAUTION: The input years for the Run and Meteorological data
differ. The respective values are: 0 and 2000.

Urban mixing heights were processed.

In 2000, Julian day 1 is a Saturday.

The patterns from the input file
have been assigned as follows:

Pattern # 1 is assigned to Monday.
Pattern # 1 is assigned to Tuesday.
Pattern # 1 is assigned to Wednesday.
Pattern # 1 is assigned to Thursday.
Pattern # 1 is assigned to Friday.
Pattern # 1 is assigned to Saturday.
Pattern # 1 is assigned to Sunday.

Link Data Constants - (Variable data in *.LNK file)

LINK DESCRIPTION	LINK COORDINATES (FT) X1	Y1	X2	Y2	LENGTH (FT)	BRG (DEG)	TYPE	H (FT)	W (FT)	NLANES
1. FDR N/B 67th-68th St*	-132.0	-225.0	15.0	-10.0	260.	34.	AG	.0	36.0	
2. FDR N/B 68th-71st St*	15.0	-10.0	438.0	608.0	749.	34.	AG	.0	36.0	
3. FDR N/B 71st St-Site*	438.0	608.0	472.0	657.0	60.	35.	AG	.0	36.0	
4. FDR N/B Site-itself *	472.0	657.0	530.0	743.0	104.	34.	AG	.0	36.0	
5. FDR N/B Site-73rd St*	530.0	743.0	773.0	1098.0	430.	34.	AG	.0	36.0	
6. FDR N/B 73rd-75th St*	773.0	1098.0	1056.0	1625.0	598.	28.	AG	.0	36.0	

JOB: HSS FDR Air Quality Build/70' Jets

RUN: FDR DRIVE BET E 67TH-75TH STS/70' JETS

Link Data Constants - (Variable data in *.LNK file)

	LINK DESCRIPTION	LINK COORDINATES (FT) X1	Y1	X2	Y2	LENGTH (FT)	BRG (DEG)	TYPE	H (FT)	W (FT)	NLANES
7.	FDR S/B 75th-73rd St	743.0	1118.0	1026.0	1645.0	598.	28.	AG	.0	36.0	
8.	FDR S/B 73rd St-Site	500.0	763.0	743.0	1118.0	430.	34.	AG	.0	36.0	
9.	FDR S/B Site-itself	442.0	679.0	500.0	763.0	102.	35.	AG	.0	36.0	
10.	FDR S/B Site-71st St	408.0	628.0	442.0	679.0	61.	34.	AG	.0	36.0	
11.	FDR S/B 71st-68th St	-15.0	10.0	408.0	628.0	749.	34.	AG	.0	36.0	
12.	FDR S/B 68th-67th St	-162.0	-205.0	-15.0	10.0	260.	34.	AG	.0	36.0	
13.	FDR Service 73-Site	477.0	779.0	720.0	1134.0	430.	34.	AG	.0	32.0	
14.	FDR Service Rd Site	419.0	695.0	477.0	779.0	102.	35.	AG	.0	32.0	
15.	FDR Service Site-71	385.0	644.0	419.0	695.0	61.	34.	AG	.0	32.0	
16.	FDR Service 68-71 St	-38.0	26.0	385.0	644.0	749.	34.	AG	.0	32.0	
17.	FDR N/B 70' Jet 71St	530.0	743.0	570.0	800.0	70.	35.	AG	.0	32.0	
18.	FDR S/B 70' Jet 68St	-15.0	10.0	-55.0	-47.0	70.	215.	AG	.0	32.0	

Receptor Data

	RECEPTOR	COORDINATES (FT) X	Y	Z
1.	RECEPTOR 1	34.0	-23.0	6.0
2.	RECEPTOR 2	48.0	-4.0	6.0
3.	RECEPTOR 3	62.0	17.0	6.0
4.	RECEPTOR 4	75.0	37.0	6.0
5.	RECEPTOR 5	89.0	57.0	6.0
6.	RECEPTOR 6	103.0	77.0	6.0
7.	RECEPTOR 7	117.0	97.0	6.0
8.	RECEPTOR 8	130.0	117.0	6.0
9.	RECEPTOR 9	144.0	137.0	6.0
10.	RECEPTOR 10	158.0	158.0	6.0
11.	RECEPTOR 11	172.0	178.0	6.0
12.	RECEPTOR 12	186.0	198.0	6.0
13.	RECEPTOR 13	199.0	218.0	6.0
14.	RECEPTOR 14	213.0	238.0	6.0
15.	RECEPTOR 15	227.0	258.0	6.0
16.	RECEPTOR 16	241.0	278.0	6.0
17.	RECEPTOR 17	255.0	299.0	6.0
18.	RECEPTOR 18	268.0	319.0	6.0
19.	RECEPTOR 19	282.0	339.0	6.0
20.	RECEPTOR 20	296.0	359.0	6.0
21.	RECEPTOR 21	310.0	379.0	6.0
22.	RECEPTOR 22	323.0	399.0	6.0

JOB: HSS FDR Air Quality Build/70' Jets

RUN: FDR DRIVE BET E 67TH-75TH STS/70' JETS

Receptor Data

RECEPTOR	COORDINATES (FT) X	Y	Z
23. RECEPTOR 23	337.0	419.0	6.0
24. RECEPTOR 24	351.0	440.0	6.0
25. RECEPTOR 25	365.0	460.0	6.0
26. RECEPTOR 26	379.0	480.0	6.0
27. RECEPTOR 27	392.0	500.0	6.0
28. RECEPTOR 28	406.0	520.0	6.0
29. RECEPTOR 29	420.0	540.0	6.0
30. RECEPTOR 30	434.0	561.0	6.0
31. RECEPTOR 31	447.0	581.0	6.0
32. RECEPTOR 32	461.0	601.0	6.0
33. RECEPTOR 33	475.0	621.0	6.0
34. RECEPTOR 34	489.0	641.0	6.0
35. RECEPTOR 35	503.0	661.0	6.0
36. RECEPTOR 36	516.0	681.0	6.0
37. RECEPTOR 37	530.0	702.0	6.0
38. RECEPTOR 38	544.0	722.0	6.0
39. RECEPTOR 39	558.0	742.0	6.0
40. RECEPTOR 40	571.0	762.0	6.0
41. RECEPTOR 41	585.0	782.0	6.0
42. RECEPTOR 42	599.0	802.0	6.0
43. RECEPTOR 43	613.0	822.0	6.0
44. RECEPTOR 44	627.0	843.0	6.0
45. RECEPTOR 45	640.0	863.0	6.0
46. RECEPTOR 46	654.0	883.0	6.0
47. RECEPTOR 47	668.0	903.0	6.0
48. RECEPTOR 48	682.0	923.0	6.0
49. RECEPTOR 49	696.0	943.0	6.0
50. RECEPTOR 50	709.0	964.0	6.0
51. RECEPTOR 51	723.0	984.0	6.0
52. RECEPTOR 52	737.0	1004.0	6.0
53. RECEPTOR 53	751.0	1024.0	6.0
54. RECEPTOR 54	764.0	1044.0	6.0
55. RECEPTOR 55	778.0	1064.0	6.0
56. RECEPTOR 56	792.0	1084.0	6.0
57. RECEPTOR 57	20.0	-44.0	6.0
58. RECEPTOR 58	6.0	-64.0	6.0
59. RECEPTOR 59	-7.0	-84.0	6.0
60. RECEPTOR 60	-21.0	-104.0	6.0

JOB: HSS FDR Air Quality Build/70' Jets

RUN: FDR DRIVE BET E 67TH-75TH STS/70' JETS

Model Results

Remarks : In search of the wind direction corresponding to the maximum concentration, only the first direction, of the directions with the same maximum concentrations, is indicated as the maximum.

* MAXIMUM HOURLY CONCENTRATIONS WITH ANY AMBIENT BACKGROUND CONCENTRATIONS (BKG) ADDED
* (PPM)

	REC1	REC2	REC3	REC4	REC5	REC6	REC7	REC8	REC9	REC10
MAX+BKG	2.4	2.5	2.5	2.5	2.4	2.4	2.4	2.4	2.3	2.3
- BKG	.0	.0	.0	.0	.0	.0	.0	.0	.0	.0
MAX	2.4	2.5	2.5	2.5	2.4	2.4	2.4	2.4	2.3	2.3
WIND DIR	262	262	246	231	231	231	231	231	231	231
JULIAN	276	276	284	30	30	30	30	30	30	30
HOUR	20	20	20	18	18	18	18	18	18	18

	REC11	REC12	REC13	REC14	REC15	REC16	REC17	REC18	REC19	REC20
MAX+BKG	2.4	2.3	2.3	2.3	2.3	2.3	2.4	2.3	2.3	2.3
- BKG	.0	.0	.0	.0	.0	.0	.0	.0	.0	.0
MAX	2.4	2.3	2.3	2.3	2.3	2.3	2.4	2.3	2.3	2.3
WIND DIR	231	231	231	23	23	23	231	23	231	231
JULIAN	30	30	30	72	72	72	30	72	30	30
HOUR	18	18	18	8	8	8	18	8	18	18

	REC21	REC22	REC23	REC24	REC25	REC26	REC27	REC28	REC29	REC30
MAX+BKG	2.3	2.3	2.3	2.3	2.3	2.2	2.3	2.3	2.3	2.3
- BKG	.0	.0	.0	.0	.0	.0	.0	.0	.0	.0
MAX	2.3	2.3	2.3	2.3	2.3	2.2	2.3	2.3	2.3	2.3
WIND DIR	231	23	231	23	23	28	23	231	231	231
JULIAN	30	72	30	72	72	339	72	30	30	30
HOUR	18	8	18	8	8	17	8	18	18	18

	REC31	REC32	REC33	REC34	REC35	REC36	REC37	REC38	REC39	REC40
MAX+BKG	2.4	2.3	2.2	2.2	2.4	2.7	3.4	3.6	4.0	4.3
- BKG	.0	.0	.0	.0	.0	.0	.0	.0	.0	.0
MAX	2.4	2.3	2.2	2.2	2.4	2.7	3.4	3.6	4.0	4.3
WIND DIR	231	231	231	231	23	23	23	23	309	309
JULIAN	30	30	30	30	72	72	72	72	276	276
HOUR	18	18	18	18	8	8	8	8	21	21

JOB: HSS FDR Air Quality Build/70' Jets RUN: FDR DRIVE BET E 67TH-75TH STS/70' JETS

* MAXIMUM HOURLY CONCENTRATIONS WITH ANY AMBIENT BACKGROUND CONCENTRATIONS (BKG) ADDED
(PPM)

	REC41	REC42	REC43	REC44	REC45	REC46	REC47	REC48	REC49	REC50
MAX+BKG	3.6	3.7	3.0	2.6	2.4	2.3	2.1	1.9	1.9	2.0
- BKG	.0	.0	.0	.0	.0	.0	.0	.0	.0	.0
MAX	3.6	3.7	3.0	2.6	2.4	2.3	2.1	1.9	1.9	2.0
WIND DIR	231	231	231	231	231	231	231	231	231	231
JULIAN	30	30	30	30	30	30	30	30	30	30
HOUR	18	18	18	18	18	18	18	18	18	18

	REC51	REC52	REC53	REC54	REC55	REC56	REC57	REC58	REC59	REC60
MAX+BKG	2.0	1.9	1.9	2.1	2.1	2.1	3.1	3.1	2.8	2.3
- BKG	.0	.0	.0	.0	.0	.0	.0	.0	.0	.0
MAX	2.0	1.9	1.9	2.1	2.1	2.1	3.1	3.1	2.8	2.3
WIND DIR	231	231	231	231	231	231	309	309	337	344
JULIAN	30	30	30	30	30	30	276	276	357	48
HOUR	18	18	18	18	18	18	21	21	8	19

THE HIGHEST CONCENTRATION OF 4.30 PPM OCCURRED AT RECEPTOR REC40.

==========
Output Section
==========

NOTES PERTAINING TO THE REPORT

1. THE HIGHEST AVERAGE IN EACH OF THE FIRST TWO COLUMNS OF EACH TABLE BELOW ARE SUFFIXED BY AN ASTERISK (*). FOR PM OUTPUT, THERE IS ONLY ONE COLUMN AND ASTERISK FOR THE ANNUAL AVERAGE/PERIOD OF CONCERN TABLE.

2. THE NUMBERS IN PARENTHESES ARE THE JULIAN DAY AND ENDING HOUR FOR THE PRECEDING AVERAGE.

3. THE NUMBER OF CALM HOURS USED IN PRODUCING EACH AVERAGE ARE PREFIXED BY A C.

PRIMARY AVERAGES.

MAXIMUM 8-HOUR RUNNING NONOVERLAPPING AVERAGE CONCENTRATIONS
IN PARTS PER MILLION (PPM),
INCLUDING AMBIENT BACKGROUND CONCENTRATIONS.

Receptor Number	Highest Conc	Highest Ending Day Hr	Highest Calm	Second highest Conc	Second highest Ending Day Hr	Second highest Calm
1	1.60	(313,19)	C 2	1.41	(324,20)	C 0
2	1.80	(313,19)	C 2	1.40	(324,20)	C 0
3	1.90	(313,19)	C 2	1.35	(324,20)	C 0
4	1.73	(313,19)	C 2	1.30	(324,21)	C 0
5	1.67	(313,19)	C 2	1.26	(324,21)	C 0
6	1.58	(313,19)	C 2	1.21	(324,21)	C 0
7	1.53	(313,19)	C 2	1.21	(324,21)	C 0
8	1.48	(313,19)	C 2	1.19	(324,22)	C 0
9	1.47	(313,19)	C 2	1.19	(324,22)	C 0
10	1.45	(313,19)	C 2	1.21	(324,22)	C 0
11	1.45	(313,19)	C 2	1.17	(324,22)	C 0
12	1.43	(313,19)	C 2	1.16	(324,22)	C 0
13	1.45	(313,19)	C 2	1.20	(324,22)	C 0
14	1.45	(313,19)	C 2	1.20	(324,22)	C 0
15	1.42	(313,19)	C 2	1.18	(324,22)	C 0
16	1.40	(313,19)	C 2	1.16	(324,22)	C 0
17	1.42	(313,19)	C 2	1.16	(324,22)	C 0
18	1.42	(313,19)	C 2	1.15	(324,22)	C 0
19	1.42	(313,19)	C 2	1.15	(324,22)	C 0
20	1.40	(313,19)	C 2	1.15	(324,22)	C 0
21	1.40	(313,19)	C 2	1.13	(324,22)	C 0
22	1.40	(313,19)	C 2	1.15	(324,22)	C 0
23	1.38	(313,19)	C 2	1.14	(324,22)	C 0
24	1.37	(313,19)	C 2	1.15	(324,22)	C 0

JOB: HSS FDR Air Quality Build/70' Jets RUN: FDR DRIVE BET E 67TH-75TH STS/70' JETS

MAXIMUM 8-HOUR RUNNING NONOVERLAPPING AVERAGE CONCENTRATIONS
IN PARTS PER MILLION (PPM),
INCLUDING AMBIENT BACKGROUND CONCENTRATIONS.

Receptor Number	Highest Conc	Highest Ending Day Hr	Highest Calm	Second highest Conc	Second highest Ending Day Hr	Second highest Calm
25	1.38	(313,19)	C 2	1.15	(324,22)	C 0
26	1.38	(313,19)	C 2	1.14	(324,22)	C 0
27	1.38	(313,19)	C 2	1.15	(324,22)	C 0
28	1.37	(313,19)	C 2	1.15	(324,22)	C 0
29	1.40	(313,19)	C 2	1.15	(324,22)	C 0
30	1.38	(313,19)	C 2	1.15	(324,22)	C 0
31	1.35	(313,19)	C 2	1.17	(324,22)	C 0
32	1.32	(313,19)	C 2	1.08	(324,22)	C 0
33	1.28	(313,19)	C 2	1.03	(324,21)	C 0
34	1.17	(313,19)	C 2	.96	(324,21)	C 0
35	1.10	(313,19)	C 2	.93	(30, 1)	C 1
36	1.13	(313,19)	C 2	1.07	(30, 1)	C 1
37	1.35	(338,23)	C 0	1.34	(30, 1)	C 1
38	1.74	(338,23)	C 0	1.66	(84,13)	C 1
39	2.24	(357,13)	C 1	2.08	(186,16)	C 2
40	2.50	(313,19)	C 2	2.28	(253,14)	C 2
41	2.53*	(313,21)	C 1	2.32*	(324,21)	C 0
42	2.02	(313,19)	C 2	1.66	(324,21)	C 0
43	1.52	(313,19)	C 2	1.33	(2, 2)	C 2
44	1.30	(313,19)	C 2	1.17	(2, 2)	C 2
45	1.17	(313,19)	C 2	1.05	(2, 2)	C 2
46	1.20	(313,19)	C 2	1.00	(324,21)	C 0
47	1.18	(313,19)	C 2	.97	(324,21)	C 0
48	1.20	(313,19)	C 2	.96	(324,21)	C 0
49	1.18	(313,19)	C 2	.94	(324,21)	C 0
50	1.25	(313,19)	C 2	.95	(253,13)	C 2
51	1.20	(313,19)	C 2	.95	(324,21)	C 0
52	1.20	(313,19)	C 2	.95	(324,21)	C 0
53	1.18	(313,19)	C 2	.93	(324,21)	C 0
54	1.22	(313,19)	C 2	.95	(253,14)	C 2
55	1.22	(313,19)	C 2	.90	(324,21)	C 0
56	1.18	(313,19)	C 2	.90	(324,21)	C 0
57	1.46	(357,13)	C 1	1.42	(313,19)	C 2
58	1.53	(357,13)	C 1	1.40	(186,16)	C 2
59	1.38	(313,18)	C 2	1.35	(186,16)	C 2
60	1.33	(313,18)	C 2	1.27	(84,14)	C 1

FIVE HIGHEST 1-HOUR END-TO-END AVERAGE CONCENTRATIONS IN PARTS PER MILLION
INCLUDING AMBIENT BACKGROUND CONCENTRATIONS.

Rcptr No.	Highest Conc	Highest Ending Day Hr	Highest Calm	Second Highest Conc	Second Highest Ending Day Hr	Second Highest Calm	Third Highest Conc	Third Highest Ending Day Hr	Third Highest Calm	Fourth Highest Conc	Fourth Highest Ending Day Hr	Fourth Highest Calm	Fifth Highest Conc	Fifth Highest Ending Day Hr	Fifth Highest Calm
1	2.40	(276,20)	C 0	2.40	(357, 9)	C 0	2.30	(239, 7)	C 0	2.30	(356, 7)	C 0	2.30	(276,21)	C 0

JOB: HSS FDR Air Quality Build/70' Jets

RUN: FDR DRIVE BET E 67TH-75TH STS/70' JETS

FIVE HIGHEST 1-HOUR END-TO-END AVERAGE CONCENTRATIONS IN PARTS PER MILLION
INCLUDING AMBIENT BACKGROUND CONCENTRATIONS.

Rcptr	Highest Ending			Second Highest Ending			Third Highest Ending			Fourth Highest Ending			Fifth Highest Ending		
No.	Conc	Day Hr	Calm	Conc	Day Hr	Calm	Conc	Day Hr	Calm	Conc	Day Hr	Calm	Conc	Day Hr	Calm
2	2.50	(276,20)	C 0	2.40	(284,20)	C 0	2.20	(72, 8)	C 0	2.20	(145, 8)	C 0	2.20	(313,16)	C 0
3	2.50	(284,20)	C 0	2.30	(276,20)	C 0	2.30	(313,17)	C 0	2.20	(72, 8)	C 0	2.10	(313,16)	C 0
4	2.50	(30,18)	C 0	2.30	(284,20)	C 0	2.20	(72, 8)	C 0	2.10	(324,18)	C 0	2.10	(339,17)	C 0
5	2.40	(30,18)	C 0	2.20	(72, 8)	C 0	2.10	(284,20)	C 0	2.10	(339,17)	C 0	2.00	(84, 7)	C 0
6	2.40	(30,18)	C 0	2.10	(284,20)	C 0	2.10	(72, 8)	C 0	2.10	(339,17)	C 0	2.00	(84, 7)	C 0
7	2.40	(30,18)	C 0	2.20	(339,17)	C 0	2.10	(72, 8)	C 0	2.00	(288, 7)	C 0	2.00	(84, 7)	C 0
8	2.40	(30,18)	C 0	2.20	(72, 8)	C 0	2.20	(339,17)	C 0	2.00	(84, 7)	C 0	2.00	(288, 7)	C 0
9	2.30	(30,18)	C 0	2.20	(72, 8)	C 0	2.20	(339,17)	C 0	2.00	(288, 7)	C 0	1.90	(84, 7)	C 0
10	2.30	(30,18)	C 0	2.20	(72, 8)	C 0	2.20	(339,17)	C 0	2.00	(288, 7)	C 0	1.90	(84, 7)	C 0
11	2.40	(30,18)	C 0	2.30	(339,17)	C 0	2.10	(72, 8)	C 0	1.90	(288, 7)	C 0	1.90	(84, 7)	C 0
12	2.30	(30,18)	C 0	2.20	(72, 8)	C 0	2.20	(339,17)	C 0	2.00	(288, 7)	C 0	1.90	(84, 7)	C 0
13	2.30	(30,18)	C 0	2.20	(72, 8)	C 0	2.20	(339,17)	C 0	1.90	(288, 7)	C 0	1.90	(84, 7)	C 0
14	2.30	(72, 8)	C 0	2.30	(30,18)	C 0	2.20	(339,17)	C 0	2.00	(84, 7)	C 0	2.00	(288, 7)	C 0
15	2.30	(72, 8)	C 0	2.30	(30,18)	C 0	2.20	(339,17)	C 0	1.90	(84, 7)	C 0	1.90	(288, 7)	C 0
16	2.30	(72, 8)	C 0	2.30	(30,18)	C 0	2.20	(339,17)	C 0	2.00	(288, 7)	C 0	1.90	(84, 7)	C 0
17	2.40	(30,18)	C 0	2.30	(72, 8)	C 0	2.20	(339,17)	C 0	2.00	(288, 7)	C 0	1.90	(67,22)	C 0
18	2.30	(72, 8)	C 0	2.30	(30,18)	C 0	2.20	(339,17)	C 0	2.00	(288, 7)	C 0	1.90	(67,22)	C 0
19	2.30	(30,18)	C 0	2.20	(72, 8)	C 0	2.00	(288, 7)	C 0	2.00	(339,17)	C 0	1.90	(67,22)	C 0
20	2.30	(30,18)	C 0	2.10	(72, 8)	C 0	2.00	(84, 7)	C 0	2.00	(288, 7)	C 0	2.00	(309, 7)	C 0
21	2.30	(30,18)	C 0	2.20	(72, 8)	C 0	2.10	(339,17)	C 0	2.10	(84, 7)	C 0	2.10	(309, 7)	C 0
22	2.30	(72, 8)	C 0	2.20	(339,17)	C 0	2.20	(30,18)	C 0	2.10	(288, 7)	C 0	2.00	(84, 7)	C 0
23	2.30	(30,18)	C 0	2.20	(72, 8)	C 0	2.10	(288, 7)	C 0	2.00	(339,17)	C 0	1.90	(84, 7)	C 0
24	2.30	(72, 8)	C 0	2.30	(30,18)	C 0	2.10	(339,17)	C 0	2.10	(288, 7)	C 0	2.00	(84, 7)	C 0
25	2.30	(72, 8)	C 0	2.20	(30,18)	C 0	2.20	(339,17)	C 0	2.10	(288, 7)	C 0	2.00	(84, 7)	C 0
26	2.20	(339,17)	C 0	2.20	(30,18)	C 0	2.20	(72, 8)	C 0	2.10	(288, 7)	C 0	1.90	(84, 7)	C 0
27	2.30	(72, 8)	C 0	2.30	(30,18)	C 0	2.20	(339,17)	C 0	2.10	(288, 7)	C 0	2.00	(84, 7)	C 0
28	2.30	(30,18)	C 0	2.20	(72, 8)	C 0	2.00	(308,16)	C 0	2.00	(339,17)	C 0	2.00	(288, 7)	C 0
29	2.30	(30,18)	C 0	2.10	(72, 8)	C 0	1.90	(181,22)	C 0	1.90	(339,17)	C 0	1.90	(288, 7)	C 0
30	2.30	(30,18)	C 0	2.10	(72, 8)	C 0	2.00	(339,17)	C 0	1.90	(288, 7)	C 0	1.80	(181,22)	C 0
31	2.40	(30,18)	C 0	2.10	(72, 8)	C 0	1.90	(339,17)	C 0	1.90	(288, 7)	C 0	1.80	(84, 7)	C 0
32	2.30	(30,18)	C 0	2.20	(72, 8)	C 0	1.90	(339,17)	C 0	1.90	(288, 7)	C 0	1.80	(284,20)	C 0
33	2.20	(30,18)	C 0	2.10	(72, 8)	C 0	1.90	(339,17)	C 0	1.80	(288, 7)	C 0	1.80	(84, 7)	C 0
34	2.20	(30,18)	C 0	2.10	(72, 8)	C 0	2.00	(84, 7)	C 0	2.00	(309, 7)	C 0	2.00	(339,17)	C 0
35	2.40	(72, 8)	C 0	2.20	(84, 7)	C 0	2.20	(309, 7)	C 0	2.10	(339,17)	C 0	2.00	(30,18)	C 0
36	2.70	(72, 8)	C 0	2.60	(84, 7)	C 0	2.60	(309, 7)	C 0	2.60	(339,17)	C 0	2.20	(308,16)	C 0
37	3.40	(72, 8)	C 0	3.20	(84, 7)	C 0	3.20	(309, 7)	C 0	2.80	(339,17)	C 0	2.60	(181,22)	C 0
38	3.60	(72, 8)	C 0	3.40	(84, 7)	C 0	3.40	(309, 7)	C 0	3.30	(313,14)	C 0	3.20	(135,21)	C 0
39	4.00	(276,21)	C 0	3.80*	(357, 8)	C 0	3.70	(48,19)	C 0	3.70	(313,14)	C 0	3.60	(246, 8)	C 0
40	4.30*	(276,21)	C 0	3.60	(246, 8)	C 0	3.50	(357, 8)	C 0	3.40	(184, 7)	C 0	3.30	(48,19)	C 0
41	3.60	(30,18)	C 0	3.50	(276,20)	C 0	3.50	(276,21)	C 0	3.50	(284,20)	C 0	3.20	(313,16)	C 0
42	3.70	(30,18)	C 0	3.00	(284,20)	C 0	2.90	(288, 7)	C 0	2.80	(324,18)	C 0	2.60	(67,22)	C 0

JOB: HSS FDR Air Quality Build/70' Jets

RUN: FDR DRIVE BET E 67TH-75TH STS/70' JETS

FIVE HIGHEST 1-HOUR END-TO-END AVERAGE CONCENTRATIONS IN PARTS PER MILLION
INCLUDING AMBIENT BACKGROUND CONCENTRATIONS.

Rcptr	Highest			Second Highest			Third Highest			Fourth Highest			Fifth Highest		
No.	Conc	Ending Day Hr	Calm	Conc	Ending Day Hr	Calm	Conc	Ending Day Hr	Calm	Conc	Ending Day Hr	Calm	Conc	Ending Day Hr	Calm
43	3.00	(30,18)	C 0	2.80	(288, 7)	C 0	2.40	(67,22)	C 0	2.40	(118,22)	C 0	2.30	(324,18)	C 0
44	2.60	(30,18)	C 0	2.50	(288, 7)	C 0	2.10	(67,22)	C 0	2.10	(118,22)	C 0	1.90	(1, 7)	C 0
45	2.40	(30,18)	C 0	2.40	(288, 7)	C 0	2.10	(67,22)	C 0	2.00	(118,22)	C 0	1.80	(274,23)	C 0
46	2.30	(30,18)	C 0	2.10	(288, 7)	C 0	2.00	(67,22)	C 0	1.80	(118,22)	C 0	1.80	(72, 8)	C 0
47	2.10	(30,18)	C 0	2.00	(288, 7)	C 0	1.90	(72, 8)	C 0	1.80	(118,22)	C 0	1.70	(84, 7)	C 0
48	1.90	(30,18)	C 0	1.80	(288, 7)	C 0	1.80	(72, 8)	C 0	1.60	(84, 7)	C 0	1.60	(309, 7)	C 0
49	1.90	(30,18)	C 0	1.80	(72, 8)	C 0	1.70	(288, 7)	C 0	1.60	(84, 7)	C 0	1.60	(309, 7)	C 0
50	2.00	(30,18)	C 0	1.90	(72, 8)	C 0	1.70	(84, 7)	C 0	1.70	(288, 7)	C 0	1.70	(309, 7)	C 0
51	2.00	(30,18)	C 0	1.80	(72, 8)	C 0	1.70	(288, 7)	C 0	1.70	(339,17)	C 0	1.60	(84, 7)	C 0
52	1.90	(30,18)	C 0	1.80	(72, 8)	C 0	1.70	(84, 7)	C 0	1.70	(288, 7)	C 0	1.70	(309, 7)	C 0
53	1.90	(30,18)	C 0	1.70	(72, 8)	C 0	1.60	(288, 7)	C 0	1.60	(312,18)	C 0	1.50	(201,18)	C 0
54	2.10	(30,18)	C 0	1.70	(72, 8)	C 0	1.70	(84, 7)	C 0	1.70	(201,18)	C 0	1.70	(309, 7)	C 0
55	2.10	(30,18)	C 0	1.60	(72, 8)	C 0	1.60	(201,18)	C 0	1.60	(288, 7)	C 0	1.50	(67,22)	C 0
56	2.10	(30,18)	C 0	1.60	(288, 7)	C 0	1.50	(67,22)	C 0	1.50	(72, 8)	C 0	1.50	(84, 7)	C 0
57	3.10	(276,21)	C 0	2.60	(246, 8)	C 0	2.50	(239, 7)	C 0	2.50	(356, 7)	C 0	2.40	(184, 7)	C 0
58	3.10	(276,21)	C 0	2.70	(246, 8)	C 0	2.50	(184, 7)	C 0	2.50	(251, 7)	C 0	2.50	(357, 8)	C 0
59	2.80	(357, 8)	C 0	2.50	(48,19)	C 0	2.50	(313,14)	C 0	2.30	(276,21)	C 0	2.20	(72, 8)	C 0
60	2.30	(48,19)	C 0	2.30	(84, 7)	C 0	2.30	(309, 7)	C 0	2.30	(313,14)	C 0	2.20	(72, 8)	C 0

MAXIMUM 8-HOUR AVERAGED LINK CONTRIBUTIONS
IN PARTS PER MILLION (PPM)
INCLUDING AMBIENT BACKGROUND CONCENTRATIONS.

Rcptr No.	Total Conc	Ending Day Hr	Ambient Backgnd	Total Link		Link +1	Link +2	Link +3	Link +4	Link +5	Link +6	Link +7	Link +8	Link +9	Link +10
1	1.60	(313,19)	.00	1.60		.48	.28	.00	.00	.00	.00	.00	.00	.00	.00
					Links 10+	.17	.27	.00	.00	.00	.02	.00	.38	.00	.00
2	1.80	(313,19)	.00	1.80		.28	.53	.00	.00	.00	.00	.00	.00	.00	.00
					Links 10+	.17	.27	.00	.00	.00	.02	.00	.53	.00	.00
3	1.90	(313,19)	.00	1.90		.15	.77	.00	.00	.00	.00	.00	.00	.00	.00
					Links 10+	.23	.22	.00	.00	.00	.02	.00	.52	.00	.00
4	1.73	(313,19)	.00	1.73		.07	.83	.00	.00	.00	.00	.00	.00	.00	.00
					Links 10+	.30	.15	.00	.00	.00	.02	.00	.37	.00	.00
5	1.67	(313,19)	.00	1.67		.03	.88	.00	.00	.00	.00	.00	.00	.00	.00
					Links 10+	.37	.10	.00	.00	.00	.02	.00	.27	.00	.00
6	1.58	(313,19)	.00	1.58		.03	.88	.00	.00	.00	.00	.00	.00	.00	.00
					Links 10+	.40	.07	.00	.00	.00	.02	.00	.18	.00	.00
7	1.53	(313,19)	.00	1.53		.02	.88	.00	.00	.00	.00	.00	.00	.00	.00
					Links 10+	.43	.05	.00	.00	.00	.02	.00	.13	.00	.00

JOB: HSS FDR Air Quality Build/70' Jets

RUN: FDR DRIVE BET E 67TH-75TH STS/70' JETS

LINK CONTRIBUTION TABLES

MAXIMUM 8-HOUR AVERAGED LINK CONTRIBUTIONS
IN PARTS PER MILLION (PPM)
INCLUDING AMBIENT BACKGROUND CONCENTRATIONS.

Rcptr No.	Total Conc	Ending Day Hr	Ambient Backgnd	Total Link	Link +1	Link +2	Link +3	Link +4	Link +5	Link +6	Link +7	Link +8	Link +9	Link +10
8	1.48	(313,19)	.00	1.48	.00	.90	.00	.00	.00	.00	.00	.00	.00	.00
				Links 10+	.45	.03	.00	.00	.00	.02	.00	.08	.00	.00
9	1.47	(313,19)	.00	1.47	.00	.88	.00	.00	.00	.00	.00	.00	.00	.00
				Links 10+	.47	.03	.00	.00	.00	.02	.00	.07	.00	.00
10	1.45	(313,19)	.00	1.45	.00	.90	.00	.00	.00	.00	.00	.00	.00	.00
				Links 10+	.48	.02	.00	.00	.00	.02	.00	.03	.00	.00
11	1.45	(313,19)	.00	1.45	.00	.90	.00	.00	.00	.00	.00	.00	.00	.00
				Links 10+	.48	.02	.00	.00	.00	.02	.00	.03	.00	.00
12	1.43	(313,19)	.00	1.43	.00	.90	.00	.00	.00	.00	.00	.00	.00	.00
				Links 10+	.50	.00	.00	.00	.00	.02	.00	.02	.00	.00
13	1.45	(313,19)	.00	1.45	.00	.92	.00	.00	.00	.00	.00	.00	.00	.00
				Links 10+	.50	.00	.00	.00	.00	.02	.00	.02	.00	.00
14	1.45	(313,19)	.00	1.45	.00	.92	.00	.00	.00	.00	.00	.00	.00	.00
				Links 10+	.50	.00	.00	.00	.00	.02	.00	.02	.00	.00
15	1.42	(313,19)	.00	1.42	.00	.92	.00	.00	.00	.00	.00	.00	.00	.00
				Links 10+	.48	.00	.00	.00	.00	.02	.00	.00	.00	.00
16	1.40	(313,19)	.00	1.40	.00	.90	.00	.00	.00	.00	.00	.00	.00	.00
				Links 10+	.48	.00	.00	.00	.00	.02	.00	.00	.00	.00
17	1.42	(313,19)	.00	1.42	.00	.92	.00	.00	.00	.00	.00	.00	.00	.00
				Links 10+	.48	.00	.00	.00	.00	.02	.00	.00	.00	.00
18	1.42	(313,19)	.00	1.42	.00	.92	.00	.00	.00	.00	.00	.00	.00	.00
				Links 10+	.48	.00	.00	.00	.00	.02	.00	.00	.00	.00
19	1.42	(313,19)	.00	1.42	.00	.92	.00	.00	.00	.00	.00	.00	.00	.00
				Links 10+	.48	.00	.00	.00	.00	.02	.00	.00	.00	.00
20	1.40	(313,19)	.00	1.40	.00	.92	.00	.00	.00	.00	.00	.00	.00	.00
				Links 10+	.48	.00	.00	.00	.00	.00	.00	.00	.00	.00
21	1.40	(313,19)	.00	1.40	.00	.92	.00	.00	.00	.00	.00	.00	.00	.00
				Links 10+	.48	.00	.00	.00	.00	.00	.00	.00	.00	.00
22	1.40	(313,19)	.00	1.40	.00	.92	.00	.00	.00	.00	.00	.00	.00	.00
				Links 10+	.48	.00	.00	.00	.00	.00	.00	.00	.00	.00
23	1.38	(313,19)	.00	1.38	.00	.90	.00	.00	.00	.00	.00	.00	.00	.00
				Links 10+	.48	.00	.00	.00	.00	.00	.00	.00	.00	.00
24	1.37	(313,19)	.00	1.37	.00	.90	.00	.00	.00	.00	.00	.00	.00	.00
				Links 10+	.47	.00	.00	.00	.00	.00	.00	.00	.00	.00
25	1.38	(313,19)	.00	1.38	.00	.90	.00	.00	.00	.00	.00	.00	.00	.02
				Links 10+	.47	.00	.00	.00	.00	.00	.00	.00	.00	.00
26	1.38	(313,19)	.00	1.38	.00	.90	.00	.00	.00	.00	.00	.02	.00	.02
				Links 10+	.45	.00	.00	.00	.00	.00	.00	.00	.00	.00

JOB: HSS FDR Air Quality Build/70' Jets

RUN: FDR DRIVE BET E 67TH-75TH STS/70' JETS

LINK CONTRIBUTION TABLES

MAXIMUM 8-HOUR AVERAGED LINK CONTRIBUTIONS
IN PARTS PER MILLION (PPM)
INCLUDING AMBIENT BACKGROUND CONCENTRATIONS.

Rcptr No.	Total Conc	Ending Day Hr	Ambient Backgnd	Total Link	Link +1	Link +2	Link +3	Link +4	Link +5	Link +6	Link +7	Link +8	Link +9	Link +10
27	1.38	(313,19)	.00	1.38	.00	.90	.02	.00	.00	.00	.00	.02	.00	.02
			Links	10+	.43	.00	.00	.00	.00	.00	.00	.00	.00	.00
28	1.37	(313,19)	.00	1.37	.00	.87	.02	.00	.00	.00	.00	.02	.00	.02
			Links	10+	.43	.00	.00	.00	.00	.00	.02	.00	.00	.00
29	1.40	(313,19)	.00	1.40	.00	.85	.03	.00	.00	.00	.00	.02	.02	.05
			Links	10+	.42	.00	.00	.00	.00	.00	.02	.00	.00	.00
30	1.38	(313,19)	.00	1.38	.00	.82	.05	.02	.02	.00	.00	.02	.02	.05
			Links	10+	.37	.00	.00	.00	.00	.00	.03	.00	.00	.00
31	1.35	(313,19)	.00	1.35	.00	.73	.10	.02	.03	.00	.00	.03	.02	.05
			Links	10+	.33	.00	.00	.00	.00	.00	.03	.00	.00	.00
32	1.32	(313,19)	.00	1.32	.00	.55	.22	.03	.03	.00	.00	.03	.03	.05
			Links	10+	.33	.00	.00	.00	.00	.00	.03	.00	.00	.00
33	1.28	(313,19)	.00	1.28	.00	.30	.38	.05	.03	.00	.00	.05	.05	.05
			Links	10+	.32	.00	.00	.00	.00	.00	.05	.00	.00	.00
34	1.17	(313,19)	.00	1.17	.00	.17	.42	.10	.03	.00	.00	.05	.05	.07
			Links	10+	.22	.00	.00	.00	.00	.00	.07	.00	.00	.00
35	1.10	(313,19)	.00	1.10	.00	.08	.27	.20	.05	.00	.00	.07	.05	.12
			Links	10+	.17	.00	.00	.00	.00	.00	.10	.00	.00	.00
36	1.13	(313,19)	.00	1.13	.00	.07	.12	.32	.08	.00	.00	.07	.05	.13
			Links	10+	.13	.00	.02	.00	.00	.00	.15	.00	.00	.00
37	1.35	(338,23)	.00	1.35	.00	.00	.00	.13	.31	.03	.03	.23	.00	.00
			Links	10+	.00	.00	.01	.00	.00	.00	.63	.00	.00	.00
38	1.74	(338,23)	.00	1.74	.00	.00	.00	.00	.44	.03	.03	.23	.00	.00
			Links	10+	.00	.00	.01	.00	.00	.00	1.01	.00	.00	.00
39	2.24	(357,13)	.00	2.24	.00	.00	.00	.01	.41	.00	.00	.27	.03	.00
			Links	10+	.00	.00	.01	.00	.00	.00	1.50	.00	.00	.00
40	2.50	(313,19)	.00	2.50	.00	.02	.00	.10	.55	.00	.00	.15	.12	.03
			Links	10+	.03	.00	.02	.00	.00	.00	1.48	.00	.00	.00
41	2.53	(313,21)	.00	2.53	.00	.00	.00	.06	.60	.00	.01	.20	.07	.01
			Links	10+	.03	.00	.01	.00	.00	.00	1.53	.00	.00	.00
42	2.02	(313,19)	.00	2.02	.00	.00	.00	.03	.67	.00	.02	.25	.05	.00
			Links	10+	.02	.00	.02	.00	.00	.00	.97	.00	.00	.00
43	1.52	(313,19)	.00	1.52	.00	.00	.00	.00	.67	.00	.02	.28	.05	.00
			Links	10+	.02	.00	.02	.00	.00	.00	.47	.00	.00	.00
44	1.30	(313,19)	.00	1.30	.00	.00	.00	.00	.68	.00	.02	.32	.03	.00
			Links	10+	.02	.00	.02	.00	.00	.00	.22	.00	.00	.00
45	1.17	(313,19)	.00	1.17	.00	.00	.00	.00	.68	.00	.02	.33	.00	.00
			Links	10+	.00	.00	.03	.00	.00	.00	.10	.00	.00	.00

JOB: HSS FDR Air Quality Build/70' Jets

RUN: FDR DRIVE BET E 67TH-75TH STS/70' JETS

LINK CONTRIBUTION TABLES

MAXIMUM 8-HOUR AVERAGED LINK CONTRIBUTIONS
IN PARTS PER MILLION (PPM)
INCLUDING AMBIENT BACKGROUND CONCENTRATIONS.

Rcptr No.	Total Conc	Ending Day Hr	Ambient Backgnd	Total Link	Link +1	Link +2	Link +3	Link +4	Link +5	Link +6	Link +7	Link +8	Link +9	Link +10
46	1.20	(313,19)	.00	1.20	.00	.00	.00	.00	.68	.02	.03	.35	.00	.00
			Links	10+	.00	.00	.05	.00	.00	.00	.07	.00	.00	.00
47	1.18	(313,19)	.00	1.18	.00	.00	.00	.00	.68	.02	.03	.35	.00	.00
			Links	10+	.00	.00	.07	.00	.00	.00	.03	.00	.00	.00
48	1.20	(313,19)	.00	1.20	.00	.00	.00	.00	.68	.03	.03	.35	.00	.00
			Links	10+	.00	.00	.07	.00	.00	.00	.03	.00	.00	.00
49	1.18	(313,19)	.00	1.18	.00	.00	.00	.00	.67	.03	.05	.35	.00	.00
			Links	10+	.00	.00	.07	.00	.00	.00	.02	.00	.00	.00
50	1.25	(313,19)	.00	1.25	.00	.00	.00	.00	.72	.03	.05	.37	.00	.00
			Links	10+	.00	.00	.07	.00	.00	.00	.02	.00	.00	.00
51	1.20	(313,19)	.00	1.20	.00	.00	.00	.00	.70	.03	.05	.35	.00	.00
			Links	10+	.00	.00	.07	.00	.00	.00	.00	.00	.00	.00
52	1.20	(313,19)	.00	1.20	.00	.00	.00	.00	.67	.05	.07	.35	.00	.00
			Links	10+	.00	.00	.07	.00	.00	.00	.00	.00	.00	.00
53	1.18	(313,19)	.00	1.18	.00	.00	.00	.00	.67	.05	.08	.32	.00	.00
			Links	10+	.00	.00	.07	.00	.00	.00	.00	.00	.00	.00
54	1.22	(313,19)	.00	1.22	.00	.00	.00	.00	.65	.08	.12	.30	.00	.00
			Links	10+	.00	.00	.07	.00	.00	.00	.00	.00	.00	.00
55	1.22	(313,19)	.00	1.22	.00	.00	.00	.00	.60	.13	.13	.28	.00	.00
			Links	10+	.00	.00	.07	.00	.00	.00	.00	.00	.00	.00
56	1.18	(313,19)	.00	1.18	.00	.00	.00	.00	.50	.20	.15	.27	.00	.00
			Links	10+	.00	.00	.07	.00	.00	.00	.00	.00	.00	.00
57	1.46	(357,13)	.00	1.46	.39	.09	.00	.00	.00	.00	.00	.00	.00	.00
			Links	10+	.14	.19	.00	.00	.00	.00	.00	.66	.00	.00
58	1.53	(357,13)	.00	1.53	.43	.01	.00	.00	.00	.00	.00	.00	.00	.00
			Links	10+	.07	.29	.00	.00	.00	.00	.00	.73	.00	.00
59	1.38	(313,18)	.00	1.38	.58	.12	.00	.00	.00	.00	.00	.00	.00	.00
			Links	10+	.13	.30	.00	.00	.00	.00	.00	.25	.00	.00
60	1.33	(313,18)	.00	1.33	.60	.08	.00	.00	.00	.00	.00	.00	.00	.00
			Links	10+	.10	.30	.00	.00	.00	.00	.00	.25	.00	.00

JOB: HSS FDR Air Quality Build/70' Jets

RUN: FDR DRIVE BET E 67TH-75TH STS/70' JETS

LINK CONTRIBUTION TABLES

SECOND HIGHEST 8-HOUR AVERAGED LINK CONTRIBUTIONS
IN PARTS PER MILLION (PPM)
INCLUDING AMBIENT BACKGROUND CONCENTRATIONS.

Rcptr No.	Total Conc	Ending Day Hr	Ambient Backgnd	Total Link	Link +1	Link +2	Link +3	Link +4	Link +5	Link +6	Link +7	Link +8	Link +9	Link +10
1	1.41	(324,20)	.00	1.41	.46	.09	.00	.00	.00	.00	.00	.00	.00	.00
			Links	10+	.04	.29	.00	.00	.00	.00	.00	.54	.00	.00
2	1.40	(324,20)	.00	1.40	.23	.39	.00	.00	.00	.00	.00	.00	.00	.00
			Links	10+	.13	.23	.00	.00	.00	.00	.00	.44	.00	.00
3	1.35	(324,20)	.00	1.35	.14	.54	.00	.00	.00	.00	.00	.00	.00	.00
			Links	10+	.18	.16	.00	.00	.00	.00	.00	.34	.00	.00
4	1.30	(324,21)	.00	1.30	.11	.61	.00	.00	.00	.00	.00	.00	.00	.00
			Links	10+	.20	.14	.00	.00	.00	.00	.00	.24	.00	.00
5	1.26	(324,21)	.00	1.26	.08	.64	.00	.00	.00	.00	.00	.00	.00	.00
			Links	10+	.26	.10	.00	.00	.00	.00	.00	.19	.00	.00
6	1.21	(324,21)	.00	1.21	.06	.66	.00	.00	.00	.00	.00	.00	.00	.00
			Links	10+	.26	.08	.00	.00	.00	.00	.00	.15	.00	.00
7	1.21	(324,21)	.00	1.21	.05	.67	.00	.00	.00	.00	.00	.00	.00	.00
			Links	10+	.29	.08	.00	.00	.00	.00	.00	.13	.00	.00
8	1.19	(324,22)	.00	1.19	.04	.71	.00	.00	.00	.00	.00	.00	.00	.00
			Links	10+	.30	.05	.00	.00	.00	.00	.00	.09	.00	.00
9	1.19	(324,22)	.00	1.19	.04	.71	.00	.00	.00	.00	.00	.00	.00	.00
			Links	10+	.32	.04	.00	.00	.00	.00	.00	.08	.00	.00
10	1.21	(324,22)	.00	1.21	.04	.74	.00	.00	.00	.00	.00	.00	.00	.00
			Links	10+	.32	.04	.00	.00	.00	.00	.00	.08	.00	.00
11	1.17	(324,22)	.00	1.17	.03	.74	.00	.00	.00	.00	.00	.00	.00	.00
			Links	10+	.34	.04	.00	.00	.00	.00	.00	.04	.00	.00
12	1.16	(324,22)	.00	1.16	.01	.74	.00	.00	.00	.00	.00	.00	.00	.00
			Links	10+	.34	.04	.00	.00	.00	.00	.00	.04	.00	.00
13	1.20	(324,22)	.00	1.20	.01	.75	.00	.00	.00	.00	.00	.00	.00	.00
			Links	10+	.36	.04	.00	.00	.00	.00	.00	.04	.00	.00
14	1.20	(324,22)	.00	1.20	.01	.75	.00	.00	.00	.00	.00	.00	.00	.00
			Links	10+	.36	.04	.00	.00	.00	.00	.00	.04	.00	.00
15	1.18	(324,22)	.00	1.17	.00	.75	.00	.00	.00	.00	.00	.00	.00	.00
			Links	10+	.36	.03	.00	.00	.00	.00	.00	.04	.00	.00
16	1.16	(324,22)	.00	1.16	.00	.75	.00	.00	.00	.00	.00	.00	.00	.00
			Links	10+	.36	.01	.00	.00	.00	.00	.00	.04	.00	.00
17	1.16	(324,22)	.00	1.16	.00	.75	.00	.00	.00	.00	.00	.00	.00	.00
			Links	10+	.36	.01	.00	.00	.00	.00	.00	.04	.00	.00
18	1.15	(324,22)	.00	1.15	.00	.76	.00	.00	.00	.00	.00	.00	.00	.00
			Links	10+	.36	.00	.00	.00	.00	.00	.00	.03	.00	.00
19	1.15	(324,22)	.00	1.15	.00	.76	.00	.00	.00	.00	.00	.00	.00	.00
			Links	10+	.38	.00	.00	.00	.00	.00	.00	.01	.00	.00

JOB: HSS FDR Air Quality Build/70' Jets

RUN: FDR DRIVE BET E 67TH-75TH STS/70' JETS

LINK CONTRIBUTION TABLES

SECOND HIGHEST 8-HOUR AVERAGED LINK CONTRIBUTIONS
IN PARTS PER MILLION (PPM)
INCLUDING AMBIENT BACKGROUND CONCENTRATIONS.

Rcptr No.	Total Conc	Ending Day Hr	Ambient Backgnd	Total Link	Link +1	Link +2	Link +3	Link +4	Link +5	Link +6	Link +7	Link +8	Link +9	Link +10
20	1.15	(324,22)	.00	1.15	.00	.76	.00	.00	.00	.00	.00	.00	.00	.00
			Links	10+	.38	.00	.00	.00	.00	.00	.00	.01	.00	.00
21	1.13	(324,22)	.00	1.13	.00	.75	.00	.00	.00	.00	.00	.00	.00	.00
			Links	10+	.38	.00	.00	.00	.00	.00	.00	.00	.00	.00
22	1.15	(324,22)	.00	1.15	.00	.77	.00	.00	.00	.00	.00	.00	.00	.00
			Links	10+	.38	.00	.00	.00	.00	.00	.00	.00	.00	.00
23	1.14	(324,22)	.00	1.14	.00	.76	.00	.00	.00	.00	.00	.00	.00	.00
			Links	10+	.38	.00	.00	.00	.00	.00	.00	.00	.00	.00
24	1.15	(324,22)	.00	1.15	.00	.77	.00	.00	.00	.00	.00	.00	.00	.00
			Links	10+	.38	.00	.00	.00	.00	.00	.00	.00	.00	.00
25	1.15	(324,22)	.00	1.15	.00	.77	.00	.00	.00	.00	.00	.00	.00	.00
			Links	10+	.38	.00	.00	.00	.00	.00	.00	.00	.00	.00
26	1.14	(324,22)	.00	1.14	.00	.76	.00	.00	.00	.00	.00	.00	.00	.00
			Links	10+	.38	.00	.00	.00	.00	.00	.00	.00	.00	.00
27	1.15	(324,22)	.00	1.15	.00	.77	.00	.00	.00	.00	.00	.00	.00	.00
			Links	10+	.38	.00	.00	.00	.00	.00	.00	.00	.00	.00
28	1.15	(324,22)	.00	1.15	.00	.77	.00	.00	.00	.00	.00	.00	.00	.00
			Links	10+	.38	.00	.00	.00	.00	.00	.00	.00	.00	.00
29	1.15	(324,22)	.00	1.15	.00	.77	.00	.00	.00	.00	.00	.00	.00	.00
			Links	10+	.38	.00	.00	.00	.00	.00	.00	.00	.00	.00
30	1.15	(324,22)	.00	1.15	.00	.77	.00	.00	.00	.00	.00	.00	.00	.00
			Links	10+	.38	.00	.00	.00	.00	.00	.00	.00	.00	.00
31	1.17	(324,22)	.00	1.17	.00	.77	.00	.00	.00	.00	.00	.00	.00	.01
			Links	10+	.39	.00	.00	.00	.00	.00	.00	.00	.00	.00
32	1.08	(324,22)	.00	1.08	.00	.56	.15	.00	.00	.00	.00	.00	.00	.04
			Links	10+	.33	.00	.00	.00	.00	.00	.00	.00	.00	.00
33	1.03	(324,21)	.00	1.03	.00	.31	.35	.00	.00	.00	.00	.00	.00	.10
			Links	10+	.26	.00	.00	.00	.00	.00	.00	.00	.00	.00
34	.96	(324,21)	.00	.96	.00	.21	.40	.01	.00	.00	.00	.00	.01	.11
			Links	10+	.21	.00	.00	.00	.00	.00	.00	.00	.00	.00
35	.93	(30, 1)	.00	.93	.00	.00	.00	.20	.19	.04	.04	.14	.01	.00
			Links	10+	.00	.00	.00	.00	.00	.00	.30	.00	.00	.00
36	1.07	(30, 1)	.00	1.07	.00	.00	.00	.16	.24	.04	.04	.16	.00	.00
			Links	10+	.00	.00	.00	.00	.00	.00	.43	.00	.00	.00
37	1.34	(30, 1)	.00	1.34	.00	.00	.00	.09	.34	.04	.04	.19	.00	.00
			Links	10+	.00	.00	.00	.00	.00	.00	.64	.00	.00	.00
38	1.66	(84,13)	.00	1.66	.00	.00	.00	.04	.40	.01	.01	.23	.01	.00
			Links	10+	.00	.00	.00	.00	.00	.00	.94	.00	.00	.00

JOB: HSS FDR Air Quality Build/70' Jets

RUN: FDR DRIVE BET E 67TH-75TH STS/70' JETS

LINK CONTRIBUTION TABLES

SECOND HIGHEST 8-HOUR AVERAGED LINK CONTRIBUTIONS
IN PARTS PER MILLION (PPM)
INCLUDING AMBIENT BACKGROUND CONCENTRATIONS.

Rcptr No.	Total Conc	Ending Day Hr	Ambient Backgnd	Total Link	Link +1	Link +2	Link +3	Link +4	Link +5	Link +6	Link +7	Link +8	Link +9	Link +10
39	2.08	(186,16)	.00	2.08	.00	.00	.00	.00	.43	.00	.00	.27	.00	.00
				Links 10+	.00	.00	.00	.00	.00	.00	1.38	.00	.00	.00
40	2.28	(253,14)	.00	2.28	.00	.03	.00	.03	.48	.00	.00	.22	.03	.00
				Links 10+	.05	.00	.00	.00	.00	.00	1.43	.00	.00	.00
41	2.32	(324,21)	.00	2.33	.00	.05	.01	.04	.45	.00	.00	.14	.06	.04
				Links 10+	.06	.00	.01	.00	.00	.00	1.46	.00	.00	.00
42	1.66	(324,21)	.00	1.66	.00	.04	.00	.04	.49	.00	.00	.19	.04	.01
				Links 10+	.05	.00	.01	.00	.00	.00	.80	.00	.00	.00
43	1.33	(2, 2)	.00	1.33	.00	.12	.00	.07	.35	.00	.00	.03	.05	.00
				Links 10+	.12	.00	.00	.00	.00	.00	.60	.00	.00	.00
44	1.17	(2, 2)	.00	1.17	.00	.08	.00	.02	.40	.00	.00	.08	.03	.00
				Links 10+	.12	.00	.00	.00	.00	.00	.43	.00	.00	.00
45	1.05	(2, 2)	.00	1.05	.00	.08	.00	.02	.42	.00	.00	.08	.02	.00
				Links 10+	.12	.00	.00	.00	.00	.00	.32	.00	.00	.00
46	1.00	(324,21)	.00	1.00	.00	.03	.00	.00	.55	.00	.00	.26	.00	.00
				Links 10+	.04	.00	.01	.00	.00	.00	.11	.00	.00	.00
47	.97	(324,21)	.00	.98	.00	.03	.00	.00	.56	.00	.00	.26	.00	.00
				Links 10+	.04	.00	.01	.00	.00	.00	.08	.00	.00	.00
48	.96	(324,21)	.00	.96	.00	.03	.00	.00	.56	.00	.00	.26	.00	.00
				Links 10+	.04	.00	.01	.00	.00	.00	.06	.00	.00	.00
49	.94	(324,21)	.00	.94	.00	.01	.00	.00	.56	.00	.00	.28	.00	.00
				Links 10+	.03	.00	.01	.00	.00	.00	.05	.00	.00	.00
50	.95	(253,13)	.00	.95	.00	.02	.00	.00	.57	.00	.02	.28	.00	.00
				Links 10+	.02	.00	.00	.00	.00	.00	.05	.00	.00	.00
51	.95	(324,21)	.00	.95	.00	.01	.00	.00	.56	.00	.00	.29	.00	.00
				Links 10+	.03	.00	.03	.00	.00	.00	.04	.00	.00	.00
52	.95	(324,21)	.00	.95	.00	.01	.00	.00	.56	.00	.00	.29	.00	.00
				Links 10+	.03	.00	.03	.00	.00	.00	.04	.00	.00	.00
53	.93	(324,21)	.00	.92	.00	.01	.00	.00	.56	.00	.00	.29	.00	.00
				Links 10+	.01	.00	.03	.00	.00	.00	.03	.00	.00	.00
54	.95	(253,14)	.00	.95	.00	.00	.00	.00	.50	.08	.08	.25	.00	.00
				Links 10+	.02	.00	.00	.00	.00	.00	.02	.00	.00	.00
55	.90	(324,21)	.00	.90	.00	.00	.00	.00	.56	.00	.00	.30	.00	.00
				Links 10+	.01	.00	.01	.00	.00	.00	.01	.00	.00	.00
56	.90	(324,21)	.00	.90	.00	.00	.00	.00	.50	.05	.04	.28	.00	.00
				Links 10+	.01	.00	.01	.00	.00	.00	.01	.00	.00	.00
57	1.42	(313,19)	.00	1.42	.57	.17	.00	.00	.00	.00	.00	.00	.00	.00
				Links 10+	.15	.30	.00	.00	.00	.02	.00	.22	.00	.00

JOB: HSS FDR Air Quality Build/70' Jets

RUN: FDR DRIVE BET E 67TH-75TH STS/70' JETS

LINK CONTRIBUTION TABLES

SECOND HIGHEST 8-HOUR AVERAGED LINK CONTRIBUTIONS
IN PARTS PER MILLION (PPM)
INCLUDING AMBIENT BACKGROUND CONCENTRATIONS.

Rcptr No.	Total Conc	Ending Day Hr	Ambient Backgnd	Total Link	Link +1	Link +2	Link +3	Link +4	Link +5	Link +6	Link +7	Link +8	Link +9	Link +10
58	1.40	(186,16)	.00	1.40	.38	.08	.00	.00	.00	.00	.00	.00	.00	.00
			Links	10+	.13	.20	.00	.00	.00	.00	.00	.60	.00	.00
59	1.35	(186,16)	.00	1.35	.38	.07	.00	.00	.00	.00	.00	.00	.00	.00
			Links	10+	.07	.23	.00	.00	.00	.00	.00	.60	.00	.00
60	1.27	(84,14)	.00	1.27	.43	.16	.00	.00	.00	.00	.00	.00	.00	.00
			Links	10+	.17	.20	.00	.00	.00	.01	.00	.30	.00	.00

MAXIMUM 1-HOUR AVERAGED LINK CONTRIBUTIONS
IN PARTS PER MILLION (PPM)
INCLUDING AMBIENT BACKGROUND CONCENTRATIONS.

Rcptr No.	Total Conc	Ending Day Hr	Ambient Backgnd	Total Link	Link +1	Link +2	Link +3	Link +4	Link +5	Link +6	Link +7	Link +8	Link +9	Link +10
1	2.40	(276,20)	.00	2.40	.70	.10	.00	.00	.00	.00	.00	.00	.00	.00
			Links	10+	.00	.50	.00	.00	.00	.00	.00	1.10	.00	.00
2	2.50	(276,20)	.00	2.50	.30	.50	.00	.00	.00	.00	.00	.00	.00	.00
			Links	10+	.10	.40	.00	.00	.00	.00	.00	1.20	.00	.00
3	2.50	(284,20)	.00	2.50	.30	.80	.00	.00	.00	.00	.00	.00	.00	.00
			Links	10+	.10	.40	.00	.00	.00	.00	.00	.90	.00	.00
4	2.50	(30,18)	.00	2.50	.50	.90	.00	.00	.00	.00	.00	.00	.00	.00
			Links	10+	.10	.40	.00	.00	.00	.00	.00	.60	.00	.00
5	2.40	(30,18)	.00	2.40	.30	1.00	.00	.00	.00	.00	.00	.00	.00	.00
			Links	10+	.10	.40	.00	.00	.00	.00	.00	.60	.00	.00
6	2.40	(30,18)	.00	2.40	.30	1.10	.00	.00	.00	.00	.00	.00	.00	.00
			Links	10+	.20	.30	.00	.00	.00	.00	.00	.50	.00	.00
7	2.40	(30,18)	.00	2.40	.20	1.20	.00	.00	.00	.00	.00	.00	.00	.00
			Links	10+	.30	.30	.00	.00	.00	.00	.00	.40	.00	.00
8	2.40	(30,18)	.00	2.40	.20	1.30	.00	.00	.00	.00	.00	.00	.00	.00
			Links	10+	.30	.20	.00	.00	.00	.00	.00	.40	.00	.00
9	2.30	(30,18)	.00	2.30	.10	1.30	.00	.00	.00	.00	.00	.00	.00	.00
			Links	10+	.40	.20	.00	.00	.00	.00	.00	.30	.00	.00
10	2.30	(30,18)	.00	2.30	.10	1.30	.00	.00	.00	.00	.00	.00	.00	.00
			Links	10+	.40	.20	.00	.00	.00	.00	.00	.30	.00	.00
11	2.40	(30,18)	.00	2.40	.10	1.40	.00	.00	.00	.00	.00	.00	.00	.00
			Links	10+	.50	.20	.00	.00	.00	.00	.00	.20	.00	.00
12	2.30	(30,18)	.00	2.30	.10	1.40	.00	.00	.00	.00	.00	.00	.00	.00
			Links	10+	.50	.10	.00	.00	.00	.00	.00	.20	.00	.00

JOB: HSS FDR Air Quality Build/70' Jets

RUN: FDR DRIVE BET E 67TH-75TH STS/70' JETS

LINK CONTRIBUTION TABLES

MAXIMUM 1-HOUR AVERAGED LINK CONTRIBUTIONS
IN PARTS PER MILLION (PPM)
INCLUDING AMBIENT BACKGROUND CONCENTRATIONS.

Rcptr No.	Total Conc	Ending Day Hr	Ambient Backgnd	Total Link	Link +1	Link +2	Link +3	Link +4	Link +5	Link +6	Link +7	Link +8	Link +9	Link +10
13	2.30	(30,18)	.00	2.30	.10	1.40	.00	.00	.00	.00	.00	.00	.00	.00
				Links 10+	.50	.10	.00	.00	.00	.00	.00	.20	.00	.00
14	2.30	(72, 8)	.00	2.30	.00	1.40	.00	.00	.10	.00	.10	.10	.00	.00
				Links 10+	.60	.00	.00	.00	.00	.00	.00	.00	.00	.00
15	2.30	(72, 8)	.00	2.30	.00	1.40	.00	.00	.10	.00	.10	.10	.00	.00
				Links 10+	.50	.00	.00	.00	.00	.00	.10	.00	.00	.00
16	2.30	(72, 8)	.00	2.30	.00	1.40	.00	.00	.10	.00	.10	.10	.00	.00
				Links 10+	.50	.00	.00	.00	.00	.00	.10	.00	.00	.00
17	2.40	(30,18)	.00	2.40	.10	1.50	.00	.00	.00	.00	.00	.00	.00	.00
				Links 10+	.60	.10	.00	.00	.00	.00	.00	.10	.00	.00
18	2.30	(72, 8)	.00	2.30	.00	1.40	.00	.00	.10	.00	.10	.10	.00	.00
				Links 10+	.50	.00	.00	.00	.00	.00	.10	.00	.00	.00
19	2.30	(30,18)	.00	2.30	.00	1.50	.00	.00	.00	.00	.00	.00	.00	.00
				Links 10+	.60	.10	.00	.00	.00	.00	.00	.10	.00	.00
20	2.30	(30,18)	.00	2.30	.00	1.50	.00	.00	.00	.00	.00	.00	.00	.00
				Links 10+	.60	.10	.00	.00	.00	.00	.00	.10	.00	.00
21	2.30	(30,18)	.00	2.30	.00	1.50	.00	.00	.00	.00	.00	.00	.00	.00
				Links 10+	.60	.10	.00	.00	.00	.00	.00	.10	.00	.00
22	2.30	(72, 8)	.00	2.30	.00	1.30	.10	.00	.10	.00	.10	.10	.00	.10
				Links 10+	.40	.00	.00	.00	.00	.00	.10	.00	.00	.00
23	2.30	(30,18)	.00	2.30	.00	1.50	.00	.00	.00	.00	.00	.00	.00	.00
				Links 10+	.70	.00	.00	.00	.00	.00	.00	.10	.00	.00
24	2.30	(72, 8)	.00	2.30	.00	1.20	.10	.00	.10	.10	.10	.10	.10	.10
				Links 10+	.30	.00	.00	.00	.00	.00	.10	.00	.00	.00
25	2.30	(72, 8)	.00	2.30	.00	1.10	.10	.10	.10	.10	.10	.20	.10	.10
				Links 10+	.20	.00	.00	.00	.00	.00	.10	.00	.00	.00
26	2.20	(339,17)	.00	2.20	.00	.90	.10	.10	.20	.10	.10	.20	.10	.10
				Links 10+	.10	.00	.00	.00	.00	.00	.20	.00	.00	.00
27	2.30	(72, 8)	.00	2.30	.00	1.00	.10	.10	.20	.10	.10	.20	.10	.10
				Links 10+	.10	.00	.00	.00	.00	.00	.20	.00	.00	.00
28	2.30	(30,18)	.00	2.30	.00	1.50	.00	.00	.00	.00	.00	.00	.00	.00
				Links 10+	.70	.00	.00	.00	.00	.10	.00	.00	.00	.00
29	2.30	(30,18)	.00	2.30	.00	1.50	.00	.00	.00	.00	.00	.00	.00	.00
				Links 10+	.70	.00	.00	.00	.00	.10	.00	.00	.00	.00
30	2.30	(30,18)	.00	2.30	.00	1.50	.00	.00	.00	.00	.00	.00	.00	.00
				Links 10+	.70	.00	.00	.00	.00	.10	.00	.00	.00	.00
31	2.40	(30,18)	.00	2.40	.00	1.60	.00	.00	.00	.00	.00	.00	.00	.00
				Links 10+	.70	.00	.00	.00	.00	.10	.00	.00	.00	.00

JOB: HSS FDR Air Quality Build/70' Jets

RUN: FDR DRIVE BET E 67TH-75TH STS/70' JETS

LINK CONTRIBUTION TABLES

MAXIMUM 1-HOUR AVERAGED LINK CONTRIBUTIONS
IN PARTS PER MILLION (PPM)
INCLUDING AMBIENT BACKGROUND CONCENTRATIONS.

Rcptr No.	Total Conc	Ending Day Hr	Ambient Backgnd	Total Link	Link +1	Link +2	Link +3	Link +4	Link +5	Link +6	Link +7	Link +8	Link +9	Link +10
32	2.30	(30,18)	.00	2.30	.00	1.50	.00	.00	.00	.00	.00	.00	.00	.00
			Links 10+		.70	.00	.00	.00	.00	.10	.00	.00	.00	.00
33	2.20	(30,18)	.00	2.20	.00	1.10	.30	.00	.00	.00	.00	.00	.00	.00
			Links 10+		.70	.00	.00	.00	.00	.10	.00	.00	.00	.00
34	2.20	(30,18)	.00	2.20	.00	.80	.60	.00	.00	.00	.00	.00	.00	.00
			Links 10+		.70	.00	.00	.00	.00	.10	.00	.00	.00	.00
35	2.40	(72, 8)	.00	2.40	.00	.00	.00	.40	.50	.10	.10	.40	.00	.00
			Links 10+		.00	.00	.10	.00	.00	.00	.80	.00	.00	.00
36	2.70	(72, 8)	.00	2.70	.00	.00	.00	.30	.60	.10	.10	.40	.00	.00
			Links 10+		.00	.00	.10	.00	.00	.00	1.10	.00	.00	.00
37	3.40	(72, 8)	.00	3.40	.00	.00	.00	.20	.80	.10	.20	.50	.00	.00
			Links 10+		.00	.00	.10	.00	.00	.00	1.50	.00	.00	.00
38	3.60	(72, 8)	.00	3.60	.00	.00	.00	.00	1.00	.10	.20	.40	.00	.00
			Links 10+		.00	.00	.10	.00	.00	.00	1.80	.00	.00	.00
39	4.00	(276,21)	.00	4.00	.00	.00	.00	.00	.80	.00	.00	.40	.00	.00
			Links 10+		.00	.00	.10	.00	.00	.00	2.70	.00	.00	.00
40	4.30	(276,21)	.00	4.30	.00	.00	.00	.00	.90	.00	.00	.50	.00	.00
			Links 10+		.00	.00	.10	.00	.00	.00	2.80	.00	.00	.00
41	3.60	(30,18)	.00	3.60	.00	.20	.10	.20	.60	.00	.00	.00	.10	.10
			Links 10+		.30	.00	.00	.00	.00	.00	2.00	.00	.00	.00
42	3.70	(30,18)	.00	3.70	.00	.20	.10	.20	.70	.00	.00	.10	.10	.10
			Links 10+		.30	.00	.00	.00	.00	.00	1.90	.00	.00	.00
43	3.00	(30,18)	.00	3.00	.00	.20	.00	.10	.80	.00	.00	.10	.10	.10
			Links 10+		.20	.00	.00	.00	.00	.00	1.40	.00	.00	.00
44	2.60	(30,18)	.00	2.60	.00	.10	.00	.10	.90	.00	.00	.20	.10	.10
			Links 10+		.20	.00	.00	.00	.00	.00	.90	.00	.00	.00
45	2.40	(30,18)	.00	2.40	.00	.10	.00	.10	1.00	.00	.00	.20	.10	.00
			Links 10+		.20	.00	.00	.00	.00	.00	.70	.00	.00	.00
46	2.30	(30,18)	.00	2.30	.00	.10	.00	.10	1.00	.00	.00	.30	.10	.00
			Links 10+		.20	.00	.00	.00	.00	.00	.50	.00	.00	.00
47	2.10	(30,18)	.00	2.10	.00	.10	.00	.00	1.00	.00	.00	.30	.10	.00
			Links 10+		.20	.00	.00	.00	.00	.00	.40	.00	.00	.00
48	1.90	(30,18)	.00	1.90	.00	.10	.00	.00	1.00	.00	.00	.30	.10	.00
			Links 10+		.10	.00	.00	.00	.00	.00	.30	.00	.00	.00
49	1.90	(30,18)	.00	1.90	.00	.10	.00	.00	1.10	.00	.00	.40	.00	.00
			Links 10+		.10	.00	.00	.00	.00	.00	.20	.00	.00	.00
50	2.00	(30,18)	.00	2.00	.00	.10	.00	.00	1.10	.00	.00	.40	.00	.00
			Links 10+		.10	.00	.10	.00	.00	.00	.20	.00	.00	.00

JOB: HSS FDR Air Quality Build/70' Jets

RUN: FDR DRIVE BET E 67TH-75TH STS/70' JETS

LINK CONTRIBUTION TABLES

MAXIMUM 1-HOUR AVERAGED LINK CONTRIBUTIONS
IN PARTS PER MILLION (PPM)
INCLUDING AMBIENT BACKGROUND CONCENTRATIONS.

Rcptr No.	Total Conc	Ending Day Hr	Ambient Backgnd	Total Link	Link +1	Link +2	Link +3	Link +4	Link +5	Link +6	Link +7	Link +8	Link +9	Link +10
51	2.00	(30,18)	.00	2.00	.00	.10	.00	.00	1.10	.00	.00	.40	.00	.00
				Links 10+	.10	.00	.10	.00	.00	.00	.20	.00	.00	.00
52	1.90	(30,18)	.00	1.90	.00	.10	.00	.00	1.10	.00	.00	.40	.00	.00
				Links 10+	.10	.00	.10	.00	.00	.00	.10	.00	.00	.00
53	1.90	(30,18)	.00	1.90	.00	.10	.00	.00	1.10	.00	.00	.40	.00	.00
				Links 10+	.10	.00	.10	.00	.00	.00	.10	.00	.00	.00
54	2.10	(30,18)	.00	2.10	.00	.10	.00	.00	1.20	.00	.00	.50	.00	.00
				Links 10+	.10	.00	.10	.00	.00	.00	.10	.00	.00	.00
55	2.10	(30,18)	.00	2.10	.00	.10	.00	.00	1.20	.00	.00	.50	.00	.00
				Links 10+	.10	.00	.10	.00	.00	.00	.10	.00	.00	.00
56	2.10	(30,18)	.00	2.10	.00	.10	.00	.00	1.20	.00	.00	.50	.00	.00
				Links 10+	.10	.00	.10	.00	.00	.00	.10	.00	.00	.00
57	3.10	(276,21)	.00	3.10	.90	.00	.00	.00	.00	.00	.00	.00	.00	.00
				Links 10+	.10	.50	.00	.00	.00	.00	.00	1.60	.00	.00
58	3.10	(276,21)	.00	3.10	.90	.00	.00	.00	.00	.00	.00	.00	.00	.00
				Links 10+	.00	.50	.00	.00	.00	.00	.00	1.70	.00	.00
59	2.80	(357, 8)	.00	2.80	.70	.00	.00	.00	.00	.00	.00	.00	.00	.00
				Links 10+	.10	.50	.00	.00	.00	.00	.00	1.50	.00	.00
60	2.30	(48,19)	.00	2.30	.70	.00	.00	.00	.00	.00	.00	.00	.00	.00
				Links 10+	.10	.40	.00	.00	.00	.00	.00	1.10	.00	.00

SECOND HIGHEST 1-HOUR AVERAGED LINK CONTRIBUTIONS
IN PARTS PER MILLION (PPM)
INCLUDING AMBIENT BACKGROUND CONCENTRATIONS.

Rcptr No.	Total Conc	Ending Day Hr	Ambient Backgnd	Total Link	Link +1	Link +2	Link +3	Link +4	Link +5	Link +6	Link +7	Link +8	Link +9	Link +10
1	2.40	(357, 9)	.00	2.40	.50	.10	.00	.00	.00	.00	.00	.00	.00	.00
				Links 10+	.10	.40	.00	.00	.00	.00	.00	1.30	.00	.00
2	2.40	(284,20)	.00	2.40	.60	.40	.00	.00	.00	.00	.00	.00	.00	.00
				Links 10+	.00	.50	.00	.00	.00	.00	.00	.90	.00	.00
3	2.30	(276,20)	.00	2.30	.10	.90	.00	.00	.00	.00	.00	.00	.00	.00
				Links 10+	.20	.30	.00	.00	.00	.00	.00	.80	.00	.00
4	2.30	(284,20)	.00	2.30	.20	.90	.00	.00	.00	.00	.00	.00	.00	.00
				Links 10+	.20	.30	.00	.00	.00	.00	.00	.70	.00	.00
5	2.20	(72, 8)	.00	2.20	.00	1.50	.00	.00	.00	.00	.00	.00	.00	.00
				Links 10+	.70	.00	.00	.00	.00	.00	.00	.00	.00	.00

JOB: HSS FDR Air Quality Build/70' Jets

RUN: FDR DRIVE BET E 67TH-75TH STS/70' JETS

LINK CONTRIBUTION TABLES

SECOND HIGHEST 1-HOUR AVERAGED LINK CONTRIBUTIONS
IN PARTS PER MILLION (PPM)
INCLUDING AMBIENT BACKGROUND CONCENTRATIONS.

Rcptr No.	Total Conc	Ending Day Hr	Ambient Backgnd	Total Link	Link +1	Link +2	Link +3	Link +4	Link +5	Link +6	Link +7	Link +8	Link +9	Link +10
6	2.10	(284,20)	.00	2.10	.10	1.00	.00	.00	.00	.00	.00	.00	.00	.00
			Links 10+		.40	.20	.00	.00	.00	.00	.00	.40	.00	.00
7	2.20	(339,17)	.00	2.20	.00	1.40	.00	.00	.10	.00	.10	.10	.00	.00
			Links 10+		.50	.00	.00	.00	.00	.00	.00	.00	.00	.00
8	2.20	(72, 8)	.00	2.20	.00	1.50	.00	.00	.00	.00	.00	.10	.00	.00
			Links 10+		.60	.00	.00	.00	.00	.00	.00	.00	.00	.00
9	2.20	(72, 8)	.00	2.20	.00	1.50	.00	.00	.00	.00	.00	.10	.00	.00
			Links 10+		.60	.00	.00	.00	.00	.00	.00	.00	.00	.00
10	2.20	(72, 8)	.00	2.20	.00	1.50	.00	.00	.00	.00	.00	.10	.00	.00
			Links 10+		.60	.00	.00	.00	.00	.00	.00	.00	.00	.00
11	2.30	(339,17)	.00	2.30	.00	1.40	.00	.00	.10	.00	.10	.10	.00	.00
			Links 10+		.50	.00	.00	.00	.00	.00	.10	.00	.00	.00
12	2.20	(72, 8)	.00	2.20	.00	1.40	.00	.00	.10	.00	.00	.10	.00	.00
			Links 10+		.60	.00	.00	.00	.00	.00	.00	.00	.00	.00
13	2.20	(72, 8)	.00	2.20	.00	1.40	.00	.00	.10	.00	.00	.10	.00	.00
			Links 10+		.60	.00	.00	.00	.00	.00	.00	.00	.00	.00
14	2.30	(30,18)	.00	2.30	.10	1.40	.00	.00	.00	.00	.00	.00	.00	.00
			Links 10+		.50	.10	.00	.00	.00	.00	.00	.20	.00	.00
15	2.30	(30,18)	.00	2.30	.10	1.40	.00	.00	.00	.00	.00	.00	.00	.00
			Links 10+		.60	.10	.00	.00	.00	.00	.00	.10	.00	.00
16	2.30	(30,18)	.00	2.30	.10	1.40	.00	.00	.00	.00	.00	.00	.00	.00
			Links 10+		.60	.10	.00	.00	.00	.00	.00	.10	.00	.00
17	2.30	(72, 8)	.00	2.30	.00	1.40	.00	.00	.10	.00	.10	.10	.00	.00
			Links 10+		.50	.00	.00	.00	.00	.00	.10	.00	.00	.00
18	2.30	(30,18)	.00	2.30	.00	1.50	.00	.00	.00	.00	.00	.00	.00	.00
			Links 10+		.60	.10	.00	.00	.00	.00	.00	.10	.00	.00
19	2.20	(72, 8)	.00	2.20	.00	1.30	.00	.00	.10	.00	.10	.10	.00	.00
			Links 10+		.50	.00	.00	.00	.00	.00	.10	.00	.00	.00
20	2.10	(72, 8)	.00	2.10	.00	1.30	.00	.00	.10	.00	.10	.10	.00	.00
			Links 10+		.40	.00	.00	.00	.00	.00	.10	.00	.00	.00
21	2.20	(72, 8)	.00	2.20	.00	1.30	.00	.00	.10	.00	.10	.10	.00	.10
			Links 10+		.40	.00	.00	.00	.00	.00	.10	.00	.00	.00
22	2.20	(339,17)	.00	2.20	.00	1.20	.10	.00	.10	.10	.10	.10	.00	.10
			Links 10+		.30	.00	.00	.00	.00	.00	.10	.00	.00	.00
23	2.20	(72, 8)	.00	2.20	.00	1.20	.10	.00	.10	.10	.10	.10	.00	.10
			Links 10+		.30	.00	.00	.00	.00	.00	.10	.00	.00	.00
24	2.30	(30,18)	.00	2.30	.00	1.50	.00	.00	.00	.00	.00	.00	.00	.00
			Links 10+		.70	.00	.00	.00	.00	.00	.00	.10	.00	.00

JOB: HSS FDR Air Quality Build/70' Jets

RUN: FDR DRIVE BET E 67TH-75TH STS/70' JETS

LINK CONTRIBUTION TABLES

SECOND HIGHEST 1-HOUR AVERAGED LINK CONTRIBUTIONS
IN PARTS PER MILLION (PPM)
INCLUDING AMBIENT BACKGROUND CONCENTRATIONS.

Rcptr No.	Total Conc	Ending Day Hr	Ambient Backgnd	Total Link	Link +1	Link +2	Link +3	Link +4	Link +5	Link +6	Link +7	Link +8	Link +9	Link +10
25	2.20	(30,18)	.00	2.20	.00	1.50	.00	.00	.00	.00	.00	.00	.00	.00
				Links 10+	.70	.00	.00	.00	.00	.00	.00	.00	.00	.00
26	2.20	(30,18)	.00	2.20	.00	1.50	.00	.00	.00	.00	.00	.00	.00	.00
				Links 10+	.70	.00	.00	.00	.00	.00	.00	.00	.00	.00
27	2.30	(30,18)	.00	2.30	.00	1.50	.00	.00	.00	.00	.00	.00	.00	.00
				Links 10+	.70	.00	.00	.00	.00	.10	.00	.00	.00	.00
28	2.20	(72, 8)	.00	2.20	.00	.80	.20	.10	.20	.10	.10	.20	.10	.10
				Links 10+	.10	.00	.00	.00	.00	.00	.20	.00	.00	.00
29	2.10	(72, 8)	.00	2.10	.00	.70	.30	.10	.20	.10	.10	.20	.10	.10
				Links 10+	.00	.00	.00	.00	.00	.00	.20	.00	.00	.00
30	2.10	(72, 8)	.00	2.10	.00	.40	.40	.10	.20	.10	.10	.30	.10	.10
				Links 10+	.00	.00	.00	.00	.00	.00	.30	.00	.00	.00
31	2.10	(72, 8)	.00	2.10	.00	.10	.50	.20	.30	.10	.10	.30	.10	.00
				Links 10+	.00	.00	.10	.00	.00	.00	.30	.00	.00	.00
32	2.20	(72, 8)	.00	2.20	.00	.00	.50	.30	.30	.10	.10	.30	.10	.00
				Links 10+	.00	.00	.10	.00	.00	.00	.40	.00	.00	.00
33	2.10	(72, 8)	.00	2.10	.00	.00	.20	.30	.30	.10	.10	.40	.10	.00
				Links 10+	.00	.00	.10	.00	.00	.00	.50	.00	.00	.00
34	2.10	(72, 8)	.00	2.10	.00	.00	.00	.40	.40	.10	.10	.40	.00	.00
				Links 10+	.00	.00	.10	.00	.00	.00	.60	.00	.00	.00
35	2.20	(84, 7)	.00	2.20	.00	.00	.00	.40	.40	.10	.10	.40	.00	.00
				Links 10+	.00	.00	.10	.00	.00	.00	.70	.00	.00	.00
36	2.60	(84, 7)	.00	2.60	.00	.00	.00	.30	.50	.10	.10	.50	.00	.00
				Links 10+	.00	.00	.10	.00	.00	.00	1.00	.00	.00	.00
37	3.20	(84, 7)	.00	3.20	.00	.00	.00	.20	.70	.10	.10	.50	.00	.00
				Links 10+	.00	.00	.10	.00	.00	.00	1.50	.00	.00	.00
38	3.40	(84, 7)	.00	3.40	.00	.00	.00	.00	.90	.10	.10	.50	.00	.00
				Links 10+	.00	.00	.00	.00	.00	.00	1.80	.00	.00	.00
39	3.80	(357, 8)	.00	3.80	.00	.00	.00	.00	.70	.00	.00	.50	.00	.00
				Links 10+	.00	.00	.10	.00	.00	.00	2.50	.00	.00	.00
40	3.60	(246, 8)	.00	3.60	.00	.00	.00	.00	.70	.00	.00	.40	.00	.00
				Links 10+	.00	.00	.10	.00	.00	.00	2.40	.00	.00	.00
41	3.50	(276,20)	.00	3.50	.00	.00	.00	.00	.70	.00	.00	.30	.10	.00
				Links 10+	.00	.00	.00	.00	.00	.00	2.40	.00	.00	.00
42	3.00	(284,20)	.00	3.00	.00	.00	.00	.10	.80	.00	.00	.20	.10	.00
				Links 10+	.00	.00	.00	.00	.00	.00	1.80	.00	.00	.00
43	2.80	(288, 7)	.00	2.80	.00	.20	.10	.10	.60	.00	.00	.10	.10	.10
				Links 10+	.30	.00	.00	.00	.00	.00	1.20	.00	.00	.00

JOB: HSS FDR Air Quality Build/70' Jets

RUN: FDR DRIVE BET E 67TH-75TH STS/70' JETS

LINK CONTRIBUTION TABLES

SECOND HIGHEST 1-HOUR AVERAGED LINK CONTRIBUTIONS
IN PARTS PER MILLION (PPM)
INCLUDING AMBIENT BACKGROUND CONCENTRATIONS.

Rcptr No.	Total Conc	Ending Day Hr	Ambient Backgnd	Total Link	Link +1	Link +2	Link +3	Link +4	Link +5	Link +6	Link +7	Link +8	Link +9	Link +10
44	2.50	(288, 7)	.00	2.50	.00	.20	.00	.10	.70	.00	.00	.10	.10	.10
				Links 10+	.30	.00	.00	.00	.00	.00	.90	.00	.00	.00
45	2.40	(288, 7)	.00	2.40	.00	.20	.00	.10	.80	.00	.00	.20	.10	.10
				Links 10+	.20	.00	.00	.00	.00	.00	.70	.00	.00	.00
46	2.10	(288, 7)	.00	2.10	.00	.20	.00	.10	.80	.00	.00	.20	.10	.00
				Links 10+	.20	.00	.00	.00	.00	.00	.50	.00	.00	.00
47	2.00	(288, 7)	.00	2.00	.00	.20	.00	.10	.80	.00	.00	.20	.10	.00
				Links 10+	.20	.00	.00	.00	.00	.00	.40	.00	.00	.00
48	1.80	(288, 7)	.00	1.80	.00	.10	.00	.00	.80	.00	.00	.30	.10	.00
				Links 10+	.20	.00	.00	.00	.00	.00	.30	.00	.00	.00
49	1.80	(72, 8)	.00	1.80	.00	.00	.00	.00	.90	.30	.40	.20	.00	.00
				Links 10+	.00	.00	.00	.00	.00	.00	.00	.00	.00	.00
50	1.90	(72, 8)	.00	1.90	.00	.00	.00	.00	.90	.40	.40	.20	.00	.00
				Links 10+	.00	.00	.00	.00	.00	.00	.00	.00	.00	.00
51	1.80	(72, 8)	.00	1.80	.00	.00	.00	.00	.80	.40	.50	.10	.00	.00
				Links 10+	.00	.00	.00	.00	.00	.00	.00	.00	.00	.00
52	1.80	(72, 8)	.00	1.80	.00	.00	.00	.00	.70	.50	.50	.10	.00	.00
				Links 10+	.00	.00	.00	.00	.00	.00	.00	.00	.00	.00
53	1.70	(72, 8)	.00	1.70	.00	.00	.00	.00	.60	.60	.50	.00	.00	.00
				Links 10+	.00	.00	.00	.00	.00	.00	.00	.00	.00	.00
54	1.70	(72, 8)	.00	1.70	.00	.00	.00	.00	.40	.80	.50	.00	.00	.00
				Links 10+	.00	.00	.00	.00	.00	.00	.00	.00	.00	.00
55	1.60	(72, 8)	.00	1.60	.00	.00	.00	.00	.20	.90	.50	.00	.00	.00
				Links 10+	.00	.00	.00	.00	.00	.00	.00	.00	.00	.00
56	1.60	(288, 7)	.00	1.60	.00	.10	.00	.00	.90	.00	.00	.40	.00	.00
				Links 10+	.10	.00	.00	.00	.00	.00	.10	.00	.00	.00
57	2.60	(246, 8)	.00	2.60	.70	.00	.00	.00	.00	.00	.00	.00	.00	.00
				Links 10+	.10	.40	.00	.00	.00	.00	.00	1.40	.00	.00
58	2.70	(246, 8)	.00	2.70	.70	.00	.00	.00	.00	.00	.00	.00	.00	.00
				Links 10+	.00	.50	.00	.00	.00	.00	.00	1.50	.00	.00
59	2.50	(48,19)	.00	2.50	.70	.00	.00	.00	.00	.00	.00	.00	.00	.00
				Links 10+	.10	.40	.00	.00	.00	.00	.00	1.30	.00	.00
60	2.30	(84, 7)	.00	2.30	.70	.50	.00	.00	.00	.00	.00	.00	.00	.00
				Links 10+	.60	.10	.00	.00	.00	.10	.00	.30	.00	.00

JOB: HSS FDR Air Quality Build/70' Jets

RUN: FDR DRIVE BET E 67TH-75TH STS/70' JETS

CALM DURATION FREQUENCY

Hours of Consecutive Calm Winds	Frequency of Occurrence	(Julian day/hour ending) of Significant Occurrences
1	150	(1,24)(2, 2)(2, 6)(9,22)(23, 3)(23, 7)(24,15)(30, 1)(36, 1)(36, 3) (41, 2)(41, 6)(42,12)(48,23)(53, 1)(53, 5)(54, 2)(55,21)(58, 4)(61, 5) (62, 1)(69,11)(75, 1)(83, 9)(83,11)(83,14)(83,21)(84, 4)(84,11)(84,15) (85, 4)(92, 6)(94,10)(98,10)(106, 4)(106,23)(107,15)(107,19)(111, 5)(118,12) (119,24)(120, 4)(121, 2)(124, 1)(126,23)(127, 5)(127,14)(128, 5)(129, 1)(129, 3) (129,10)(131,22)(132, 2)(139,20)(140, 1)(143,24)(144, 5)(146, 4)(154, 4)(156, 1) (156, 7)(156, 9)(168, 6)(170, 1)(178, 6)(178, 9)(181, 1)(181,23)(183, 7)(183,12) (184, 8)(185,19)(186, 1)(186,12)(186,15)(195, 9)(199, 4)(203, 9)(205,17)(206, 2) (211, 2)(211, 4)(211, 6)(211, 9)(215, 7)(217,15)(218,20)(219, 3)(219, 5)(223,22) (235, 1)(235, 8)(237, 2)(237,14)(239, 8)(240, 5)(246, 3)(246, 9)(246,15)(246,24) (247, 5)(248, 5)(248, 8)(248,15)(250,24)(251, 2)(251,11)(253, 9)(253,13)(253,18) (253,20)(262, 6)(263,22)(267, 5)(274, 2)(275, 3)(275, 5)(276,22)(276,24)(277, 2) (277, 5)(278, 6)(280, 4)(286, 2)(286, 6)(287, 5)(288, 5)(288, 8)(289,23)(294,13) (297,14)(298,24)(299, 2)(300, 4)(300, 6)(300,22)(301,20)(308,12)(309, 1)(309, 8) (309,12)(313,12)(313,15)(314, 7)(319, 6)(339,13)(339,16)(344, 3)(346, 9)(357, 6) (
2	38	(3,15)(19,24)(30, 4)(30, 7)(30,12)(39,13)(39,16)(46,24)(67, 7)(87, 4) (92, 1)(103, 2)(105, 5)(127, 3)(129, 8)(132,24)(142,22)(144, 3)(152, 4)(168, 1) (184, 4)(184,12)(191, 4)(201, 8)(201,24)(203, 7)(217,21)(219, 8)(239, 1)(245, 4) (275, 9)(299, 5)(300, 2)(301, 1)(301,24)(314, 5)(346,13)(359, 6)
3	9	(15,13)(68, 6)(84, 2)(86, 3)(122, 5)(128, 9)(153,24)(176, 3)(343, 5)
4	2	(171,21)(228,21)
5	3	(107, 9)(137, 7)(247,12)
7	1	(160, 6)
17	1	(145, 1)

Program terminated normally

JOB: HSS FDR Air Quality Build/70' Jets RUN: FDR DRIVE BET E 67TH-75TH STS/70' JETS

General Information

Run start date: 1/ 1/ 1 Julian: 1
end date: 12/31/ 1 Julian: 365

A Tier 2 approach was used for input data preparation.

The MODE flag has been set to C for calculating CO averages.

Ambient background concentrations are included in the averages below.

Site & Meteorological Constants

VS = .0 CM/S VD = .0 CM/S Z0 = 175. CM ATIM = 60.

Met. Sfc. Sta. Id & Yr = 72503 2001
Upper Air Sta. Id & Yr = 94703 2001

CAUTION: The input years for the Run and Meteorological data
differ. The respective values are: 1 and 2001.

Urban mixing heights were processed.

In 2001, Julian day 1 is a Monday.

The patterns from the input file
have been assigned as follows:

Pattern # 1 is assigned to Monday.
Pattern # 1 is assigned to Tuesday.
Pattern # 1 is assigned to Wednesday.
Pattern # 1 is assigned to Thursday.
Pattern # 1 is assigned to Friday.
Pattern # 1 is assigned to Saturday.
Pattern # 1 is assigned to Sunday.

Link Data Constants - (Variable data in *.LNK file)

LINK DESCRIPTION	LINK COORDINATES (FT) X1	Y1	X2	Y2	LENGTH (FT)	BRG (DEG)	TYPE	H (FT)	W (FT)	NLANES
1. FDR N/B 67th-68th St*	-132.0	-225.0	15.0	-10.0	260.	34.	AG	.0	36.0	
2. FDR N/B 68th-71st St*	15.0	-10.0	438.0	608.0	749.	34.	AG	.0	36.0	
3. FDR N/B 71st St-Site*	438.0	608.0	472.0	657.0	60.	35.	AG	.0	36.0	
4. FDR N/B Site-itself *	472.0	657.0	530.0	743.0	104.	34.	AG	.0	36.0	
5. FDR N/B Site-73rd St*	530.0	743.0	773.0	1098.0	430.	34.	AG	.0	36.0	
6. FDR N/B 73rd-75th St*	773.0	1098.0	1056.0	1625.0	598.	28.	AG	.0	36.0	

JOB: HSS FDR Air Quality Build/70' Jets

RUN: FDR DRIVE BET E 67TH-75TH STS/70' JETS

Link Data Constants - (Variable data in *.LNK file)

LINK DESCRIPTION	LINK COORDINATES (FT) X1	Y1	X2	Y2	LENGTH (FT)	BRG (DEG)	TYPE	H (FT)	W (FT)	NLANES
7. FDR S/B 75th-73rd St	743.0	1118.0	1026.0	1645.0	598.	28.	AG	.0	36.0	
8. FDR S/B 73rd St-Site	500.0	763.0	743.0	1118.0	430.	34.	AG	.0	36.0	
9. FDR S/B Site-itself	442.0	679.0	500.0	763.0	102.	35.	AG	.0	36.0	
10. FDR S/B Site-71st St	408.0	628.0	442.0	679.0	61.	34.	AG	.0	36.0	
11. FDR S/B 71st-68th St	-15.0	10.0	408.0	628.0	749.	34.	AG	.0	36.0	
12. FDR S/B 68th-67th St	-162.0	-205.0	-15.0	10.0	260.	34.	AG	.0	36.0	
13. FDR Service 73-Site	477.0	779.0	720.0	1134.0	430.	34.	AG	.0	32.0	
14. FDR Service Rd Site	419.0	695.0	477.0	779.0	102.	35.	AG	.0	32.0	
15. FDR Service Site-71	385.0	644.0	419.0	695.0	61.	34.	AG	.0	32.0	
16. FDR Service 68-71 St	-38.0	26.0	385.0	644.0	749.	34.	AG	.0	32.0	
17. FDR N/B 70' Jet 71St	530.0	743.0	570.0	800.0	70.	35.	AG	.0	32.0	
18. FDR S/B 70' Jet 68St	-15.0	10.0	-55.0	-47.0	70.	215.	AG	.0	32.0	

Receptor Data

RECEPTOR	COORDINATES (FT) X	Y	Z
1. RECEPTOR 1	34.0	-23.0	6.0
2. RECEPTOR 2	48.0	-4.0	6.0
3. RECEPTOR 3	62.0	17.0	6.0
4. RECEPTOR 4	75.0	37.0	6.0
5. RECEPTOR 5	89.0	57.0	6.0
6. RECEPTOR 6	103.0	77.0	6.0
7. RECEPTOR 7	117.0	97.0	6.0
8. RECEPTOR 8	130.0	117.0	6.0
9. RECEPTOR 9	144.0	137.0	6.0
10. RECEPTOR 10	158.0	158.0	6.0
11. RECEPTOR 11	172.0	178.0	6.0
12. RECEPTOR 12	186.0	198.0	6.0
13. RECEPTOR 13	199.0	218.0	6.0
14. RECEPTOR 14	213.0	238.0	6.0
15. RECEPTOR 15	227.0	258.0	6.0
16. RECEPTOR 16	241.0	278.0	6.0
17. RECEPTOR 17	255.0	299.0	6.0
18. RECEPTOR 18	268.0	319.0	6.0
19. RECEPTOR 19	282.0	339.0	6.0
20. RECEPTOR 20	296.0	359.0	6.0
21. RECEPTOR 21	310.0	379.0	6.0
22. RECEPTOR 22	323.0	399.0	6.0

JOB: HSS FDR Air Quality Build/70' Jets

RUN: FDR DRIVE BET E 67TH-75TH STS/70' JETS

Receptor Data

RECEPTOR	COORDINATES (FT) X	Y	Z
23. RECEPTOR 23	337.0	419.0	6.0
24. RECEPTOR 24	351.0	440.0	6.0
25. RECEPTOR 25	365.0	460.0	6.0
26. RECEPTOR 26	379.0	480.0	6.0
27. RECEPTOR 27	392.0	500.0	6.0
28. RECEPTOR 28	406.0	520.0	6.0
29. RECEPTOR 29	420.0	540.0	6.0
30. RECEPTOR 30	434.0	561.0	6.0
31. RECEPTOR 31	447.0	581.0	6.0
32. RECEPTOR 32	461.0	601.0	6.0
33. RECEPTOR 33	475.0	621.0	6.0
34. RECEPTOR 34	489.0	641.0	6.0
35. RECEPTOR 35	503.0	661.0	6.0
36. RECEPTOR 36	516.0	681.0	6.0
37. RECEPTOR 37	530.0	702.0	6.0
38. RECEPTOR 38	544.0	722.0	6.0
39. RECEPTOR 39	558.0	742.0	6.0
40. RECEPTOR 40	571.0	762.0	6.0
41. RECEPTOR 41	585.0	782.0	6.0
42. RECEPTOR 42	599.0	802.0	6.0
43. RECEPTOR 43	613.0	822.0	6.0
44. RECEPTOR 44	627.0	843.0	6.0
45. RECEPTOR 45	640.0	863.0	6.0
46. RECEPTOR 46	654.0	883.0	6.0
47. RECEPTOR 47	668.0	903.0	6.0
48. RECEPTOR 48	682.0	923.0	6.0
49. RECEPTOR 49	696.0	943.0	6.0
50. RECEPTOR 50	709.0	964.0	6.0
51. RECEPTOR 51	723.0	984.0	6.0
52. RECEPTOR 52	737.0	1004.0	6.0
53. RECEPTOR 53	751.0	1024.0	6.0
54. RECEPTOR 54	764.0	1044.0	6.0
55. RECEPTOR 55	778.0	1064.0	6.0
56. RECEPTOR 56	792.0	1084.0	6.0
57. RECEPTOR 57	20.0	-44.0	6.0
58. RECEPTOR 58	6.0	-64.0	6.0
59. RECEPTOR 59	-7.0	-84.0	6.0
60. RECEPTOR 60	-21.0	-104.0	6.0

JOB: HSS FDR Air Quality Build/70' Jets

RUN: FDR DRIVE BET E 67TH-75TH STS/70' JETS

Model Results

Remarks : In search of the wind direction corresponding to the maximum concentration, only the first direction, of the directions with the same maximum concentrations, is indicated as the maximum.

* MAXIMUM HOURLY CONCENTRATIONS WITH ANY AMBIENT BACKGROUND CONCENTRATIONS (BKG) ADDED

* (PPM)

	REC1	REC2	REC3	REC4	REC5	REC6	REC7	REC8	REC9	REC10
MAX+BKG	2.7	2.8	2.6	2.4	2.3	2.2	2.2	2.1	2.1	2.1
- BKG	.0	.0	.0	.0	.0	.0	.0	.0	.0	.0
MAX	2.7	2.8	2.6	2.4	2.3	2.2	2.2	2.1	2.1	2.1
WIND DIR	278	262	262	239	239	239	239	239	226	30
JULIAN	228	23	23	261	261	261	261	261	319	347
HOUR	8	17	17	20	20	20	20	20	9	8

	REC11	REC12	REC13	REC14	REC15	REC16	REC17	REC18	REC19	REC20
MAX+BKG	2.1	2.1	2.2	2.1	2.2	2.2	2.1	2.1	2.1	2.1
- BKG	.0	.0	.0	.0	.0	.0	.0	.0	.0	.0
MAX	2.1	2.1	2.2	2.1	2.2	2.2	2.1	2.1	2.1	2.1
WIND DIR	24	226	30	30	24	24	24	24	24	226
JULIAN	44	319	347	347	44	44	44	44	44	319
HOUR	19	9	8	8	19	19	19	19	19	9

	REC21	REC22	REC23	REC24	REC25	REC26	REC27	REC28	REC29	REC30
MAX+BKG	2.1	2.2	2.1	2.2	2.2	2.1	2.2	2.2	2.0	2.0
- BKG	.0	.0	.0	.0	.0	.0	.0	.0	.0	.0
MAX	2.1	2.2	2.1	2.2	2.2	2.1	2.2	2.2	2.0	2.0
WIND DIR	24	24	24	226	30	24	24	24	226	226
JULIAN	44	44	44	319	347	44	44	44	319	319
HOUR	19	19	19	9	8	19	19	19	9	9

	REC31	REC32	REC33	REC34	REC35	REC36	REC37	REC38	REC39	REC40
MAX+BKG	2.0	2.0	2.0	2.1	2.3	2.6	3.1	3.4	4.1	3.9
- BKG	.0	.0	.0	.0	.0	.0	.0	.0	.0	.0
MAX	2.0	2.0	2.0	2.1	2.3	2.6	3.1	3.4	4.1	3.9
WIND DIR	239	24	24	24	24	24	24	24	330	311
JULIAN	261	44	44	44	44	44	44	44	338	105
HOUR	20	19	19	19	19	19	19	19	11	10

JOB: HSS FDR Air Quality Build/70' Jets

RUN: FDR DRIVE BET E 67TH-75TH STS/70' JETS

* MAXIMUM HOURLY CONCENTRATIONS WITH ANY AMBIENT BACKGROUND CONCENTRATIONS (BKG) ADDED
(PPM)

	REC41	REC42	REC43	REC44	REC45	REC46	REC47	REC48	REC49	REC50
MAX+BKG	3.9	3.2	2.9	2.4	2.3	2.1	2.1	1.9	1.8	1.8
- BKG	.0	.0	.0	.0	.0	.0	.0	.0	.0	.0
MAX	3.9	3.2	2.9	2.4	2.3	2.1	2.1	1.9	1.8	1.8
WIND DIR	262	226	226	226	226	226	226	226	226	226
JULIAN	23	319	319	319	319	319	319	319	319	319
HOUR	17	9	9	9	9	9	9	9	9	9

	REC51	REC52	REC53	REC54	REC55	REC56	REC57	REC58	REC59	REC60
MAX+BKG	1.7	1.7	1.7	1.8	1.8	1.8	2.7	2.8	2.7	2.3
- BKG	.0	.0	.0	.0	.0	.0	.0	.0	.0	.0
MAX	1.7	1.7	1.7	1.8	1.8	1.8	2.7	2.8	2.7	2.3
WIND DIR	226	226	226	226	226	226	302	320	334	344
JULIAN	319	319	319	319	319	319	348	341	33	343
HOUR	9	9	9	9	9	9	8	8	18	19

THE HIGHEST CONCENTRATION OF 4.10 PPM OCCURRED AT RECEPTOR REC39.

JOB: HSS FDR Air Quality Build/70' Jets

RUN: FDR DRIVE BET E 67TH-75TH STS/70' JETS

==========
Output Section
==========

NOTES PERTAINING TO THE REPORT

1. THE HIGHEST AVERAGE IN EACH OF THE FIRST TWO COLUMNS OF EACH TABLE BELOW ARE SUFFIXED BY AN ASTERISK (*). FOR PM OUTPUT, THERE IS ONLY ONE COLUMN AND ASTERISK FOR THE ANNUAL AVERAGE/PERIOD OF CONCERN TABLE.

2. THE NUMBERS IN PARENTHESES ARE THE JULIAN DAY AND ENDING HOUR FOR THE PRECEDING AVERAGE.

3. THE NUMBER OF CALM HOURS USED IN PRODUCING EACH AVERAGE ARE PREFIXED BY A C.

PRIMARY AVERAGES.

MAXIMUM 8-HOUR RUNNING NONOVERLAPPING AVERAGE CONCENTRATIONS
IN PARTS PER MILLION (PPM),
INCLUDING AMBIENT BACKGROUND CONCENTRATIONS.

Receptor Number	Highest Conc	Highest Ending Day Hr	Highest Calm	Second highest Conc	Second highest Ending Day Hr	Second highest Calm
1	1.87	(23,20)	C 2	1.81	(338,13)	C 1
2	2.07	(23,20)	C 2	1.60	(338,13)	C 1
3	2.02	(23,20)	C 2	1.45	(274,23)	C 0
4	1.80	(23,20)	C 2	1.36	(274,24)	C 0
5	1.68	(23,20)	C 2	1.30	(274,24)	C 0
6	1.60	(23,20)	C 2	1.25	(274,24)	C 0
7	1.53	(23,20)	C 2	1.24	(338,13)	C 1
8	1.55	(23,20)	C 2	1.24	(274,24)	C 0
9	1.52	(23,20)	C 2	1.23	(338,13)	C 1
10	1.52	(23,20)	C 2	1.23	(338,13)	C 1
11	1.50	(23,20)	C 2	1.23	(338,13)	C 1
12	1.50	(23,20)	C 2	1.23	(338,13)	C 1
13	1.48	(23,20)	C 2	1.24	(338,13)	C 1
14	1.45	(23,20)	C 2	1.23	(338,13)	C 1
15	1.45	(23,20)	C 2	1.23	(338,13)	C 1
16	1.45	(23,20)	C 2	1.21	(338,13)	C 1
17	1.47	(23,20)	C 2	1.21	(338,13)	C 1
18	1.50	(23,20)	C 2	1.24	(338,13)	C 1
19	1.48	(23,20)	C 2	1.21	(338,13)	C 1
20	1.48	(23,20)	C 2	1.21	(338,13)	C 1
21	1.48	(23,20)	C 2	1.21	(338,13)	C 1
22	1.48	(23,20)	C 2	1.21	(338,13)	C 1
23	1.48	(23,20)	C 2	1.21	(338,13)	C 1
24	1.50	(23,20)	C 2	1.21	(338,13)	C 1

JOB: HSS FDR Air Quality Build/70' Jets RUN: FDR DRIVE BET E 67TH-75TH STS/70' JETS

MAXIMUM 8-HOUR RUNNING NONOVERLAPPING AVERAGE CONCENTRATIONS
IN PARTS PER MILLION (PPM),
INCLUDING AMBIENT BACKGROUND CONCENTRATIONS.

Receptor Number	Highest Conc	Highest Ending Day Hr	Highest Calm	Second highest Conc	Second highest Ending Day Hr	Second highest Calm
25	1.48	(23,20)	C 2	1.20	(338,13)	C 1
26	1.48	(23,20)	C 2	1.20	(338,13)	C 1
27	1.50	(23,20)	C 2	1.21	(338,13)	C 1
28	1.48	(23,20)	C 2	1.20	(274,24)	C 0
29	1.45	(23,20)	C 2	1.20	(274,24)	C 0
30	1.48	(23,20)	C 2	1.21	(274,24)	C 0
31	1.45	(23,20)	C 2	1.21	(274,24)	C 0
32	1.43	(23,20)	C 2	1.15	(274,24)	C 0
33	1.30	(23,20)	C 2	1.14	(274,24)	C 0
34	1.25	(23,20)	C 2	1.01	(274,24)	C 0
35	1.04	(258,23)	C 0	1.03	(23,20)	C 2
36	1.09	(258,23)	C 0	1.08	(90,22)	C 0
37	1.28	(90,22)	C 0	1.26	(235,24)	C 0
38	1.67	(314, 1)	C 1	1.62	(235,24)	C 0
39	2.43	(338,13)	C 1	2.14	(331,13)	C 0
40	2.83	(23,20)	C 2	2.74*	(338,13)	C 1
41	3.07*	(23,20)	C 2	2.51	(274,23)	C 0
42	2.35	(23,20)	C 2	1.85	(275, 1)	C 0
43	1.62	(23,20)	C 2	1.37	(274,24)	C 0
44	1.32	(23,20)	C 2	1.21	(7,23)	C 0
45	1.23	(23,20)	C 2	1.15	(7,23)	C 0
46	1.23	(23,20)	C 2	1.02	(7,23)	C 0
47	1.18	(23,20)	C 2	1.01	(274,24)	C 0
48	1.20	(23,20)	C 2	1.02	(274,24)	C 0
49	1.22	(23,20)	C 2	1.00	(274,24)	C 0
50	1.23	(23,20)	C 2	1.02	(274,24)	C 0
51	1.22	(23,20)	C 2	1.00	(338,13)	C 1
52	1.20	(23,20)	C 2	1.01	(338,13)	C 1
53	1.20	(23,20)	C 2	.99	(274,24)	C 0
54	1.25	(23,20)	C 2	1.01	(274,24)	C 0
55	1.22	(23,20)	C 2	1.00	(338,13)	C 1
56	1.17	(23,20)	C 2	.99	(338,13)	C 1
57	1.90	(338,13)	C 1	1.60	(23,20)	C 2
58	1.73	(338,13)	C 1	1.50	(331,13)	C 0
59	1.48	(331,13)	C 0	1.40	(338,13)	C 1
60	1.29	(314, 1)	C 1	1.21	(344, 1)	C 1

FIVE HIGHEST 1-HOUR END-TO-END AVERAGE CONCENTRATIONS IN PARTS PER MILLION
INCLUDING AMBIENT BACKGROUND CONCENTRATIONS.

Rcptr No.	Highest Conc	Highest Ending Day Hr	Highest Calm	Second Highest Conc	Second Highest Ending Day Hr	Second Highest Calm	Third Highest Conc	Third Highest Ending Day Hr	Third Highest Calm	Fourth Highest Conc	Fourth Highest Ending Day Hr	Fourth Highest Calm	Fifth Highest Conc	Fifth Highest Ending Day Hr	Fifth Highest Calm
1	2.70	(228, 8)	C 0	2.60	(23,17)	C 0	2.60	(357, 8)	C 0	2.50	(153, 9)	C 0	2.50	(221, 7)	C 0

JOB: HSS FDR Air Quality Build/70' Jets

RUN: FDR DRIVE BET E 67TH-75TH STS/70' JETS

FIVE HIGHEST 1-HOUR END-TO-END AVERAGE CONCENTRATIONS IN PARTS PER MILLION
INCLUDING AMBIENT BACKGROUND CONCENTRATIONS.

Rcptr	Highest Ending			Second Highest Ending			Third Highest Ending			Fourth Highest Ending			Fifth Highest Ending		
No.	Conc	Day Hr	Calm	Conc	Day Hr	Calm	Conc	Day Hr	Calm	Conc	Day Hr	Calm	Conc	Day Hr	Calm
2	2.80	(23,17)	C 0	2.60	(338, 7)	C 0	2.50	(221, 7)	C 0	2.40	(274,19)	C 0	2.40	(302, 7)	C 0
3	2.60	(23,17)	C 0	2.30	(23,16)	C 0	2.30	(338, 7)	C 0	2.30	(221, 7)	C 0	2.20	(7,21)	C 0
4	2.40	(261,20)	C 0	2.10	(23,16)	C 0	2.10	(23,17)	C 0	2.10	(293,21)	C 0	2.10	(293,22)	C 0
5	2.30	(261,20)	C 0	2.10	(96,21)	C 0	2.10	(293,21)	C 0	2.10	(293,22)	C 0	2.10	(347, 8)	C 0
6	2.20	(261,20)	C 0	2.10	(347, 8)	C 0	2.00	(96,21)	C 0	2.00	(258,22)	C 0	2.00	(293,21)	C 0
7	2.20	(261,20)	C 0	2.10	(319, 9)	C 0	2.10	(347, 8)	C 0	2.00	(293,21)	C 0	2.00	(44,19)	C 0
8	2.10	(261,20)	C 0	2.10	(44,19)	C 0	2.10	(347, 8)	C 0	2.00	(319, 9)	C 0	1.90	(293,21)	C 0
9	2.10	(319, 9)	C 0	2.10	(44,19)	C 0	2.10	(347, 8)	C 0	1.90	(96,21)	C 0	1.90	(258,22)	C 0
10	2.10	(347, 8)	C 0	2.00	(44,19)	C 0	2.00	(44,20)	C 0	2.00	(261,20)	C 0	2.00	(319, 9)	C 0
11	2.10	(44,19)	C 0	2.10	(347, 8)	C 0	2.00	(319, 9)	C 0	1.90	(115,20)	C 0	1.90	(261,20)	C 0
12	2.10	(319, 9)	C 0	2.00	(44,19)	C 0	2.00	(347, 8)	C 0	1.90	(261,20)	C 0	1.90	(44,20)	C 0
13	2.20	(347, 8)	C 0	2.10	(44,19)	C 0	2.00	(319, 9)	C 0	1.90	(115,20)	C 0	1.90	(261,20)	C 0
14	2.10	(347, 8)	C 0	2.10	(44,19)	C 0	2.00	(319, 9)	C 0	1.90	(44,20)	C 0	1.80	(115,20)	C 0
15	2.20	(44,19)	C 0	2.10	(347, 8)	C 0	2.00	(44,20)	C 0	1.90	(261,20)	C 0	1.90	(319, 9)	C 0
16	2.20	(44,19)	C 0	2.10	(347, 8)	C 0	2.00	(44,20)	C 0	2.00	(319, 9)	C 0	1.90	(115,20)	C 0
17	2.10	(44,19)	C 0	2.10	(319, 9)	C 0	2.00	(44,20)	C 0	2.00	(347, 8)	C 0	1.90	(115,20)	C 0
18	2.10	(44,19)	C 0	2.10	(319, 9)	C 0	2.00	(44,20)	C 0	2.00	(347, 8)	C 0	1.90	(115,20)	C 0
19	2.10	(44,19)	C 0	2.10	(319, 9)	C 0	1.90	(44,20)	C 0	1.90	(347, 8)	C 0	1.90	(264,10)	C 0
20	2.10	(319, 9)	C 0	2.00	(44,19)	C 0	1.90	(44,20)	C 0	1.90	(347, 8)	C 0	1.90	(261,20)	C 0
21	2.10	(44,19)	C 0	2.00	(319, 9)	C 0	1.90	(44,20)	C 0	1.90	(261,20)	C 0	1.80	(347, 8)	C 0
22	2.20	(44,19)	C 0	2.00	(44,20)	C 0	2.00	(319, 9)	C 0	1.90	(347, 8)	C 0	1.90	(261,20)	C 0
23	2.10	(44,19)	C 0	2.10	(319, 9)	C 0	1.90	(44,20)	C 0	1.90	(347, 8)	C 0	1.90	(261,20)	C 0
24	2.20	(319, 9)	C 0	2.10	(44,19)	C 0	2.10	(347, 8)	C 0	1.90	(44,20)	C 0	1.90	(261,20)	C 0
25	2.20	(347, 8)	C 0	2.10	(44,19)	C 0	2.10	(319, 9)	C 0	2.00	(44,20)	C 0	1.90	(261,20)	C 0
26	2.10	(44,19)	C 0	2.10	(347, 8)	C 0	2.00	(44,20)	C 0	2.00	(319, 9)	C 0	1.90	(261,20)	C 0
27	2.20	(44,19)	C 0	2.10	(44,20)	C 0	2.10	(347, 8)	C 0	2.10	(319, 9)	C 0	1.90	(115,20)	C 0
28	2.20	(44,19)	C 0	2.00	(44,20)	C 0	2.00	(319, 9)	C 0	1.90	(115,20)	C 0	1.90	(347, 8)	C 0
29	2.00	(319, 9)	C 0	1.90	(44,19)	C 0	1.90	(261,20)	C 0	1.80	(44,20)	C 0	1.80	(293,21)	C 0
30	2.00	(319, 9)	C 0	1.90	(44,19)	C 0	1.90	(261,20)	C 0	1.80	(347, 8)	C 0	1.80	(264,10)	C 0
31	2.00	(261,20)	C 0	2.00	(319, 9)	C 0	1.90	(44,19)	C 0	1.90	(347, 8)	C 0	1.80	(44,20)	C 0
32	2.00	(44,19)	C 0	1.90	(261,20)	C 0	1.90	(319, 9)	C 0	1.80	(44,20)	C 0	1.80	(347, 8)	C 0
33	2.00	(44,19)	C 0	2.00	(319, 9)	C 0	1.90	(261,20)	C 0	1.90	(347, 8)	C 0	1.70	(264,10)	C 0
34	2.10	(44,19)	C 0	1.80	(319, 9)	C 0	1.80	(347, 8)	C 0	1.80	(44,20)	C 0	1.70	(90,18)	C 0
35	2.30	(44,19)	C 0	2.00	(44,20)	C 0	2.00	(347, 8)	C 0	1.90	(115,20)	C 0	1.80	(319, 9)	C 0
36	2.60	(44,19)	C 0	2.30	(347, 8)	C 0	2.20	(90,18)	C 0	2.20	(44,20)	C 0	2.10	(115,20)	C 0
37	3.10	(44,19)	C 0	2.70	(90,18)	C 0	2.70	(347, 8)	C 0	2.60	(44,20)	C 0	2.40	(115,20)	C 0
38	3.40	(44,19)	C 0	3.10	(90,18)	C 0	3.10	(343,19)	C 0	3.00	(115,16)	C 0	3.00	(313,24)	C 0
39	4.10*	(338,11)	C 0	3.70	(33,18)	C 0	3.70	(343,19)	C 0	3.60	(24,16)	C 0	3.50	(117, 8)	C 0
40	3.90	(105,10)	C 0	3.80*	(338,11)	C 0	3.70	(348, 8)	C 0	3.60	(23,17)	C 0	3.60	(23,14)	C 0
41	3.90	(23,17)	C 0	3.60	(228, 8)	C 0	3.60	(221, 7)	C 0	3.60	(338, 7)	C 0	3.50	(23,16)	C 0
42	3.20	(319, 9)	C 0	3.10	(261,20)	C 0	2.90	(293,21)	C 0	2.80	(23,17)	C 0	2.80	(96,21)	C 0

JOB: HSS FDR Air Quality Build/70' Jets

RUN: FDR DRIVE BET E 67TH-75TH STS/70' JETS

FIVE HIGHEST 1-HOUR END-TO-END AVERAGE CONCENTRATIONS IN PARTS PER MILLION
INCLUDING AMBIENT BACKGROUND CONCENTRATIONS.

Rcptr	Highest Ending			Second Highest Ending			Third Highest Ending			Fourth Highest Ending			Fifth Highest Ending		
No.	Conc	Day Hr	Calm	Conc	Day Hr	Calm	Conc	Day Hr	Calm	Conc	Day Hr	Calm	Conc	Day Hr	Calm
43	2.90	(319, 9)	C 0	2.60	(261,20)	C 0	2.50	(264,10)	C 0	2.40	(293,21)	C 0	2.30	(293,22)	C 0
44	2.40	(319, 9)	C 0	2.30	(264,10)	C 0	2.10	(293,21)	C 0	2.00	(261,20)	C 0	1.90	(258,23)	C 0
45	2.30	(319, 9)	C 0	2.00	(264,10)	C 0	1.80	(259,23)	C 0	1.80	(261,20)	C 0	1.80	(44,19)	C 0
46	2.10	(319, 9)	C 0	2.00	(264,10)	C 0	1.70	(44,19)	C 0	1.60	(44,20)	C 0	1.60	(261,20)	C 0
47	2.10	(319, 9)	C 0	1.80	(264,10)	C 0	1.70	(44,19)	C 0	1.60	(44,20)	C 0	1.60	(347, 8)	C 0
48	1.90	(319, 9)	C 0	1.70	(44,19)	C 0	1.60	(44,20)	C 0	1.60	(264,10)	C 0	1.50	(293,21)	C 0
49	1.80	(319, 9)	C 0	1.70	(44,19)	C 0	1.60	(264,10)	C 0	1.50	(90,18)	C 0	1.50	(261,20)	C 0
50	1.80	(319, 9)	C 0	1.70	(44,19)	C 0	1.60	(264,10)	C 0	1.50	(44,20)	C 0	1.50	(347, 8)	C 0
51	1.70	(319, 9)	C 0	1.60	(264,10)	C 0	1.60	(44,19)	C 0	1.60	(44,20)	C 0	1.50	(90,18)	C 0
52	1.70	(319, 9)	C 0	1.60	(264,10)	C 0	1.60	(44,19)	C 0	1.50	(44,20)	C 0	1.50	(90,18)	C 0
53	1.70	(319, 9)	C 0	1.60	(44,19)	C 0	1.50	(44,20)	C 0	1.50	(90,18)	C 0	1.40	(105,10)	C 0
54	1.80	(319, 9)	C 0	1.60	(44,19)	C 0	1.50	(90,18)	C 0	1.50	(261,20)	C 0	1.50	(313,24)	C 0
55	1.80	(319, 9)	C 0	1.50	(264,10)	C 0	1.50	(44,19)	C 0	1.50	(90,18)	C 0	1.50	(261,20)	C 0
56	1.80	(319, 9)	C 0	1.50	(264,10)	C 0	1.50	(261,20)	C 0	1.40	(259,23)	C 0	1.40	(23,17)	C 0
57	2.70	(348, 8)	C 0	2.70	(357, 8)	C 0	2.50	(129,23)	C 0	2.50	(228, 8)	C 0	2.40	(197, 7)	C 0
58	2.80	(341, 8)	C 0	2.70	(338,11)	C 0	2.60	(348, 8)	C 0	2.50	(33,18)	C 0	2.50	(177, 7)	C 0
59	2.70	(33,18)	C 0	2.50	(338,11)	C 0	2.50	(341, 8)	C 0	2.50	(343,19)	C 0	2.40	(7, 7)	C 0
60	2.30	(343,19)	C 0	2.20	(313,24)	C 0	2.10	(44,19)	C 0	2.10	(33,18)	C 0	2.10	(115,16)	C 0

MAXIMUM 8-HOUR AVERAGED LINK CONTRIBUTIONS
IN PARTS PER MILLION (PPM)
INCLUDING AMBIENT BACKGROUND CONCENTRATIONS.

Rcptr No.	Total Conc	Ending Day Hr	Ambient Backgnd	Total Link	Link +1	Link +2	Link +3	Link +4	Link +5	Link +6	Link +7	Link +8	Link +9	Link +10
1	1.87	(23,20)	.00	1.87	.65	.10	.00	.00	.00	.00	.00	.00	.00	.00
			Links	10+	.05	.38	.00	.00	.00	.00	.00	.68	.00	.00
2	2.07	(23,20)	.00	2.07	.37	.47	.00	.00	.00	.00	.00	.00	.00	.00
			Links	10+	.10	.35	.00	.00	.00	.00	.00	.78	.00	.00
3	2.02	(23,20)	.00	2.02	.17	.73	.00	.00	.00	.00	.00	.00	.00	.00
			Links	10+	.22	.27	.00	.00	.00	.00	.00	.63	.00	.00
4	1.80	(23,20)	.00	1.80	.10	.82	.00	.00	.00	.00	.00	.00	.00	.00
			Links	10+	.28	.18	.00	.00	.00	.00	.00	.42	.00	.00
5	1.68	(23,20)	.00	1.68	.05	.85	.00	.00	.00	.00	.00	.00	.00	.00
			Links	10+	.38	.12	.00	.00	.00	.00	.00	.28	.00	.00
6	1.60	(23,20)	.00	1.60	.05	.87	.00	.00	.00	.00	.00	.00	.00	.00
			Links	10+	.42	.08	.00	.00	.00	.00	.00	.18	.00	.00
7	1.53	(23,20)	.00	1.53	.03	.88	.00	.00	.00	.00	.00	.00	.00	.00
			Links	10+	.43	.05	.00	.00	.00	.00	.00	.13	.00	.00

JOB: HSS FDR Air Quality Build/70' Jets

RUN: FDR DRIVE BET E 67TH-75TH STS/70' JETS

LINK CONTRIBUTION TABLES

MAXIMUM 8-HOUR AVERAGED LINK CONTRIBUTIONS
IN PARTS PER MILLION (PPM)
INCLUDING AMBIENT BACKGROUND CONCENTRATIONS.

Rcptr No.	Total Conc	Ending Day Hr	Ambient Backgnd	Total Link	Link +1	Link +2	Link +3	Link +4	Link +5	Link +6	Link +7	Link +8	Link +9	Link +10
8	1.55	(23,20)	.00	1.55	.02	.92	.00	.00	.00	.00	.00	.00	.00	.00
				Links 10+	.47	.05	.00	.00	.00	.02	.00	.08	.00	.00
9	1.52	(23,20)	.00	1.52	.00	.92	.00	.00	.00	.00	.00	.00	.00	.00
				Links 10+	.48	.05	.00	.00	.00	.02	.00	.05	.00	.00
10	1.52	(23,20)	.00	1.52	.00	.93	.00	.00	.00	.00	.00	.00	.00	.00
				Links 10+	.48	.03	.00	.00	.00	.02	.00	.05	.00	.00
11	1.50	(23,20)	.00	1.50	.00	.93	.00	.00	.00	.00	.00	.00	.00	.00
				Links 10+	.50	.00	.00	.00	.00	.02	.00	.05	.00	.00
12	1.50	(23,20)	.00	1.50	.00	.93	.00	.00	.00	.00	.00	.00	.00	.00
				Links 10+	.50	.00	.00	.00	.00	.02	.00	.05	.00	.00
13	1.48	(23,20)	.00	1.48	.00	.95	.00	.00	.00	.00	.00	.00	.00	.00
				Links 10+	.50	.00	.00	.00	.00	.02	.00	.02	.00	.00
14	1.45	(23,20)	.00	1.45	.00	.93	.00	.00	.00	.00	.00	.00	.00	.00
				Links 10+	.50	.00	.00	.00	.00	.02	.00	.00	.00	.00
15	1.45	(23,20)	.00	1.45	.00	.93	.00	.00	.00	.00	.00	.00	.00	.00
				Links 10+	.50	.00	.00	.00	.00	.02	.00	.00	.00	.00
16	1.45	(23,20)	.00	1.45	.00	.93	.00	.00	.00	.00	.00	.00	.00	.00
				Links 10+	.50	.00	.00	.00	.00	.02	.00	.00	.00	.00
17	1.47	(23,20)	.00	1.47	.00	.93	.00	.00	.00	.00	.00	.00	.00	.00
				Links 10+	.52	.00	.00	.00	.00	.02	.00	.00	.00	.00
18	1.50	(23,20)	.00	1.50	.00	.95	.00	.00	.00	.00	.00	.00	.00	.00
				Links 10+	.53	.00	.00	.00	.00	.02	.00	.00	.00	.00
19	1.48	(23,20)	.00	1.48	.00	.93	.00	.00	.00	.00	.00	.00	.00	.00
				Links 10+	.53	.00	.00	.00	.00	.02	.00	.00	.00	.00
20	1.48	(23,20)	.00	1.48	.00	.93	.00	.00	.00	.00	.00	.00	.00	.00
				Links 10+	.53	.00	.00	.00	.00	.02	.00	.00	.00	.00
21	1.48	(23,20)	.00	1.48	.00	.93	.00	.00	.00	.00	.00	.00	.00	.00
				Links 10+	.53	.00	.00	.00	.00	.02	.00	.00	.00	.00
22	1.48	(23,20)	.00	1.48	.00	.93	.00	.00	.00	.00	.00	.00	.00	.00
				Links 10+	.53	.00	.00	.00	.00	.02	.00	.00	.00	.00
23	1.48	(23,20)	.00	1.48	.00	.93	.00	.00	.00	.00	.00	.00	.00	.00
				Links 10+	.53	.00	.00	.00	.00	.02	.00	.00	.00	.00
24	1.50	(23,20)	.00	1.50	.00	.95	.00	.00	.00	.00	.00	.00	.00	.00
				Links 10+	.53	.00	.00	.00	.00	.02	.00	.00	.00	.00
25	1.48	(23,20)	.00	1.48	.00	.93	.00	.00	.00	.00	.00	.00	.00	.00
				Links 10+	.53	.00	.00	.00	.00	.02	.00	.00	.00	.00
26	1.48	(23,20)	.00	1.48	.00	.93	.00	.00	.00	.00	.00	.00	.00	.00
				Links 10+	.53	.00	.00	.00	.00	.02	.00	.00	.00	.00

LINK CONTRIBUTION TABLES

MAXIMUM 8-HOUR AVERAGED LINK CONTRIBUTIONS
IN PARTS PER MILLION (PPM)
INCLUDING AMBIENT BACKGROUND CONCENTRATIONS.

Rcptr No.	Total Conc	Ending Day Hr	Ambient Backgnd	Total Link	Link +1	Link +2	Link +3	Link +4	Link +5	Link +6	Link +7	Link +8	Link +9	Link +10
27	1.50	(23,20)	.00	1.50	.00	.95	.00	.00	.00	.00	.00	.00	.00	.00
				Links 10+	.53	.00	.00	.00	.00	.02	.00	.00	.00	.00
28	1.48	(23,20)	.00	1.48	.00	.95	.00	.00	.00	.00	.00	.00	.00	.00
				Links 10+	.53	.00	.00	.00	.00	.00	.00	.00	.00	.00
29	1.45	(23,20)	.00	1.45	.00	.93	.00	.00	.00	.00	.00	.00	.00	.00
				Links 10+	.52	.00	.00	.00	.00	.00	.00	.00	.00	.00
30	1.48	(23,20)	.00	1.48	.00	.95	.00	.00	.00	.00	.00	.00	.00	.02
				Links 10+	.52	.00	.00	.00	.00	.00	.00	.00	.00	.00
31	1.45	(23,20)	.00	1.45	.00	.92	.02	.00	.00	.00	.00	.00	.00	.02
				Links 10+	.50	.00	.00	.00	.00	.00	.00	.00	.00	.00
32	1.43	(23,20)	.00	1.43	.00	.75	.18	.00	.00	.00	.00	.00	.00	.03
				Links 10+	.47	.00	.00	.00	.00	.00	.00	.00	.00	.00
33	1.30	(23,20)	.00	1.30	.00	.35	.45	.00	.00	.00	.00	.00	.02	.07
				Links 10+	.42	.00	.00	.00	.00	.00	.00	.00	.00	.00
34	1.25	(23,20)	.00	1.25	.00	.18	.57	.03	.00	.00	.00	.00	.02	.17
				Links 10+	.28	.00	.00	.00	.00	.00	.00	.00	.00	.00
35	1.04	(258,23)	.00	1.04	.00	.14	.15	.14	.11	.01	.03	.09	.00	.03
				Links 10+	.15	.00	.00	.00	.00	.03	.17	.00	.00	.00
36	1.09	(258,23)	.00	1.09	.00	.11	.10	.18	.15	.03	.03	.10	.00	.04
				Links 10+	.11	.00	.00	.00	.00	.00	.25	.00	.00	.00
37	1.28	(90,22)	.00	1.28	.00	.00	.00	.08	.33	.04	.04	.19	.00	.00
				Links 10+	.00	.00	.01	.00	.00	.00	.60	.00	.00	.00
38	1.67	(314, 1)	.00	1.67	.00	.00	.00	.06	.36	.00	.00	.23	.00	.00
				Links 10+	.00	.00	.01	.00	.00	.00	1.01	.00	.00	.00
39	2.43	(338,13)	.00	2.43	.00	.00	.00	.09	.46	.00	.00	.21	.07	.00
				Links 10+	.00	.00	.01	.00	.00	.00	1.59	.00	.00	.00
40	2.83	(23,20)	.00	2.83	.00	.03	.00	.12	.53	.00	.00	.12	.15	.02
				Links 10+	.05	.00	.00	.00	.00	.00	1.82	.00	.00	.00
41	3.07	(23,20)	.00	3.07	.00	.02	.00	.05	.63	.00	.00	.22	.08	.00
				Links 10+	.05	.00	.00	.00	.00	.00	2.02	.00	.00	.00
42	2.35	(23,20)	.00	2.35	.00	.02	.00	.05	.63	.00	.00	.28	.08	.00
				Links 10+	.05	.00	.02	.00	.00	.00	1.22	.00	.00	.00
43	1.62	(23,20)	.00	1.62	.00	.02	.00	.00	.68	.00	.00	.30	.03	.00
				Links 10+	.02	.00	.03	.00	.00	.00	.53	.00	.00	.00
44	1.32	(23,20)	.00	1.32	.00	.00	.00	.00	.70	.00	.00	.32	.02	.00
				Links 10+	.02	.00	.03	.00	.00	.00	.23	.00	.00	.00
45	1.23	(23,20)	.00	1.23	.00	.00	.00	.00	.70	.00	.00	.35	.00	.00
				Links 10+	.02	.00	.05	.00	.00	.00	.12	.00	.00	.00

JOB: HSS FDR Air Quality Build/70' Jets

RUN: FDR DRIVE BET E 67TH-75TH STS/70' JETS

LINK CONTRIBUTION TABLES

MAXIMUM 8-HOUR AVERAGED LINK CONTRIBUTIONS
IN PARTS PER MILLION (PPM)
INCLUDING AMBIENT BACKGROUND CONCENTRATIONS.

Rcptr No.	Total Conc	Ending Day Hr	Ambient Backgnd	Total Link	Link +1	Link +2	Link +3	Link +4	Link +5	Link +6	Link +7	Link +8	Link +9	Link +10
46	1.23	(23,20)	.00	1.23	.00	.00	.00	.00	.70	.00	.00	.37	.00	.00
				Links 10+	.02	.00	.05	.00	.00	.00	.10	.00	.00	.00
47	1.18	(23,20)	.00	1.18	.00	.00	.00	.00	.70	.00	.00	.37	.00	.00
				Links 10+	.00	.00	.07	.00	.00	.00	.05	.00	.00	.00
48	1.20	(23,20)	.00	1.20	.00	.00	.00	.00	.70	.00	.00	.37	.00	.00
				Links 10+	.00	.00	.08	.00	.00	.00	.05	.00	.00	.00
49	1.22	(23,20)	.00	1.22	.00	.00	.00	.00	.70	.00	.00	.38	.00	.00
				Links 10+	.00	.00	.08	.00	.00	.00	.05	.00	.00	.00
50	1.23	(23,20)	.00	1.23	.00	.00	.00	.00	.73	.00	.00	.40	.00	.00
				Links 10+	.00	.00	.08	.00	.00	.00	.02	.00	.00	.00
51	1.22	(23,20)	.00	1.22	.00	.00	.00	.00	.72	.00	.00	.40	.00	.00
				Links 10+	.00	.00	.08	.00	.00	.00	.02	.00	.00	.00
52	1.20	(23,20)	.00	1.20	.00	.00	.00	.00	.72	.00	.00	.40	.00	.00
				Links 10+	.00	.00	.08	.00	.00	.00	.00	.00	.00	.00
53	1.20	(23,20)	.00	1.20	.00	.00	.00	.00	.72	.00	.00	.40	.00	.00
				Links 10+	.00	.00	.08	.00	.00	.00	.00	.00	.00	.00
54	1.25	(23,20)	.00	1.25	.00	.00	.00	.00	.75	.00	.02	.40	.00	.00
				Links 10+	.00	.00	.08	.00	.00	.00	.00	.00	.00	.00
55	1.22	(23,20)	.00	1.22	.00	.00	.00	.00	.73	.02	.02	.38	.00	.00
				Links 10+	.00	.00	.07	.00	.00	.00	.00	.00	.00	.00
56	1.17	(23,20)	.00	1.17	.00	.00	.00	.00	.65	.05	.03	.37	.00	.00
				Links 10+	.00	.00	.07	.00	.00	.00	.00	.00	.00	.00
57	1.90	(338,13)	.00	1.90	.50	.09	.00	.00	.00	.00	.00	.00	.00	.00
				Links 10+	.10	.34	.00	.00	.00	.00	.00	.87	.00	.00
58	1.73	(338,13)	.00	1.73	.53	.04	.00	.00	.00	.00	.00	.00	.00	.00
				Links 10+	.06	.39	.00	.00	.00	.00	.00	.71	.00	.00
59	1.48	(331,13)	.00	1.48	.40	.00	.00	.00	.00	.00	.00	.00	.00	.00
				Links 10+	.03	.28	.00	.00	.00	.00	.00	.77	.00	.00
60	1.29	(314, 1)	.00	1.29	.41	.06	.00	.00	.00	.00	.00	.00	.00	.00
				Links 10+	.11	.20	.00	.00	.00	.01	.00	.49	.00	.00

JOB: HSS FDR Air Quality Build/70' Jets

RUN: FDR DRIVE BET E 67TH-75TH STS/70' JETS

LINK CONTRIBUTION TABLES

SECOND HIGHEST 8-HOUR AVERAGED LINK CONTRIBUTIONS
IN PARTS PER MILLION (PPM)
INCLUDING AMBIENT BACKGROUND CONCENTRATIONS.

Rcptr No.	Total Conc	Ending Day Hr	Ambient Backgnd	Total Link	Link +1	Link +2	Link +3	Link +4	Link +5	Link +6	Link +7	Link +8	Link +9	Link +10
1	1.81	(338,13)	.00	1.81	.33	.30	.00	.00	.00	.00	.00	.00	.00	.00
			Links	10+	.20	.26	.00	.00	.00	.00	.00	.73	.00	.00
2	1.60	(338,13)	.00	1.60	.07	.66	.00	.00	.00	.00	.00	.00	.00	.00
			Links	10+	.33	.14	.00	.00	.00	.01	.00	.39	.00	.00
3	1.45	(274,23)	.00	1.45	.14	.59	.00	.00	.00	.00	.00	.00	.00	.00
			Links	10+	.18	.18	.00	.00	.00	.00	.00	.38	.00	.00
4	1.36	(274,24)	.00	1.36	.11	.64	.00	.00	.00	.00	.00	.00	.00	.00
			Links	10+	.23	.13	.00	.00	.00	.00	.00	.26	.00	.00
5	1.30	(274,24)	.00	1.30	.08	.66	.00	.00	.00	.00	.00	.00	.00	.00
			Links	10+	.25	.11	.00	.00	.00	.00	.00	.20	.00	.00
6	1.25	(274,24)	.00	1.25	.08	.69	.00	.00	.00	.00	.00	.00	.00	.00
			Links	10+	.28	.08	.00	.00	.00	.00	.00	.14	.00	.00
7	1.24	(338,13)	.00	1.24	.00	.73	.00	.00	.00	.00	.00	.00	.00	.00
			Links	10+	.49	.00	.00	.00	.00	.01	.00	.01	.00	.00
8	1.24	(274,24)	.00	1.24	.04	.73	.00	.00	.00	.00	.00	.00	.00	.00
			Links	10+	.32	.06	.00	.00	.00	.00	.00	.09	.00	.00
9	1.23	(338,13)	.00	1.23	.00	.73	.00	.00	.00	.00	.00	.00	.00	.00
			Links	10+	.49	.00	.00	.00	.00	.01	.00	.00	.00	.00
10	1.23	(338,13)	.00	1.23	.00	.73	.00	.00	.00	.00	.00	.00	.00	.00
			Links	10+	.49	.00	.00	.00	.00	.01	.00	.00	.00	.00
11	1.23	(338,13)	.00	1.23	.00	.73	.00	.00	.00	.00	.00	.00	.00	.00
			Links	10+	.49	.00	.00	.00	.00	.01	.00	.00	.00	.00
12	1.23	(338,13)	.00	1.23	.00	.73	.00	.00	.00	.00	.00	.00	.00	.00
			Links	10+	.49	.00	.00	.00	.00	.01	.00	.00	.00	.00
13	1.24	(338,13)	.00	1.24	.00	.73	.00	.00	.00	.00	.00	.00	.00	.00
			Links	10+	.50	.00	.00	.00	.00	.01	.00	.00	.00	.00
14	1.23	(338,13)	.00	1.23	.00	.73	.00	.00	.00	.00	.00	.00	.00	.00
			Links	10+	.49	.00	.00	.00	.00	.01	.00	.00	.00	.00
15	1.23	(338,13)	.00	1.23	.00	.73	.00	.00	.00	.00	.00	.00	.00	.00
			Links	10+	.49	.00	.00	.00	.00	.01	.00	.00	.00	.00
16	1.21	(338,13)	.00	1.21	.00	.73	.00	.00	.00	.00	.00	.00	.00	.00
			Links	10+	.47	.00	.00	.00	.00	.01	.00	.00	.00	.00
17	1.21	(338,13)	.00	1.21	.00	.73	.00	.00	.00	.00	.00	.00	.00	.00
			Links	10+	.47	.00	.00	.00	.00	.01	.00	.00	.00	.00
18	1.24	(338,13)	.00	1.24	.00	.73	.00	.00	.00	.00	.00	.00	.00	.00
			Links	10+	.50	.00	.00	.00	.00	.01	.00	.00	.00	.00
19	1.21	(338,13)	.00	1.21	.00	.73	.00	.00	.00	.00	.00	.00	.00	.00
			Links	10+	.47	.00	.00	.00	.00	.01	.00	.00	.00	.00

LINK CONTRIBUTION TABLES

SECOND HIGHEST 8-HOUR AVERAGED LINK CONTRIBUTIONS
IN PARTS PER MILLION (PPM)
INCLUDING AMBIENT BACKGROUND CONCENTRATIONS.

Rcptr No.	Total Conc	Ending Day Hr	Ambient Backgnd	Total Link	Link +1	Link +2	Link +3	Link +4	Link +5	Link +6	Link +7	Link +8	Link +9	Link +10
20	1.21	(338,13)	.00	1.21	.00	.73	.00	.00	.00	.00	.00	.00	.00	.00
				Links 10+	.47	.00	.00	.00	.00	.01	.00	.00	.00	.00
21	1.21	(338,13)	.00	1.21	.00	.73	.00	.00	.00	.00	.00	.00	.00	.00
				Links 10+	.47	.00	.00	.00	.00	.01	.00	.00	.00	.00
22	1.21	(338,13)	.00	1.21	.00	.73	.00	.00	.00	.00	.00	.00	.00	.00
				Links 10+	.47	.00	.00	.00	.00	.01	.00	.00	.00	.00
23	1.21	(338,13)	.00	1.21	.00	.73	.00	.00	.00	.00	.00	.00	.00	.00
				Links 10+	.47	.00	.00	.00	.00	.01	.00	.00	.00	.00
24	1.21	(338,13)	.00	1.21	.00	.73	.00	.00	.00	.00	.00	.00	.00	.00
				Links 10+	.47	.00	.00	.00	.00	.01	.00	.00	.00	.00
25	1.20	(338,13)	.00	1.20	.00	.73	.00	.00	.00	.00	.00	.00	.00	.00
				Links 10+	.46	.00	.00	.00	.00	.01	.00	.00	.00	.00
26	1.20	(338,13)	.00	1.20	.00	.73	.00	.00	.00	.00	.00	.00	.00	.00
				Links 10+	.46	.00	.00	.00	.00	.01	.00	.00	.00	.00
27	1.21	(338,13)	.00	1.21	.00	.73	.00	.00	.00	.00	.00	.00	.00	.00
				Links 10+	.47	.00	.00	.00	.00	.01	.00	.00	.00	.00
28	1.20	(274,24)	.00	1.20	.00	.79	.00	.00	.00	.00	.00	.00	.00	.00
				Links 10+	.40	.00	.00	.00	.00	.01	.00	.00	.00	.00
29	1.20	(274,24)	.00	1.20	.00	.79	.00	.00	.00	.00	.00	.00	.00	.00
				Links 10+	.40	.00	.00	.00	.00	.01	.00	.00	.00	.00
30	1.21	(274,24)	.00	1.21	.00	.80	.00	.00	.00	.00	.00	.00	.00	.00
				Links 10+	.40	.00	.00	.00	.00	.01	.00	.00	.00	.00
31	1.21	(274,24)	.00	1.21	.00	.80	.00	.00	.00	.00	.00	.00	.00	.00
				Links 10+	.40	.00	.00	.00	.00	.01	.00	.00	.00	.00
32	1.15	(274,24)	.00	1.15	.00	.65	.10	.00	.00	.00	.00	.00	.00	.03
				Links 10+	.36	.00	.00	.00	.00	.01	.00	.00	.00	.00
33	1.14	(274,24)	.00	1.14	.00	.38	.36	.00	.00	.00	.00	.00	.00	.09
				Links 10+	.30	.00	.00	.00	.00	.01	.00	.00	.00	.00
34	1.01	(274,24)	.00	1.01	.00	.22	.43	.01	.00	.00	.00	.00	.00	.13
				Links 10+	.21	.00	.00	.00	.00	.01	.00	.00	.00	.00
35	1.03	(23,20)	.00	1.03	.00	.12	.32	.22	.00	.00	.00	.00	.03	.17
				Links 10+	.18	.00	.00	.00	.00	.00	.00	.00	.00	.00
36	1.08	(90,22)	.00	1.08	.00	.00	.00	.14	.26	.03	.03	.19	.00	.00
				Links 10+	.00	.00	.01	.00	.00	.00	.42	.00	.00	.00
37	1.26	(235,24)	.00	1.26	.00	.00	.00	.15	.28	.03	.01	.19	.03	.00
				Links 10+	.00	.00	.01	.00	.00	.00	.58	.00	.00	.00
38	1.62	(235,24)	.00	1.63	.00	.00	.00	.03	.41	.04	.03	.21	.01	.00
				Links 10+	.00	.00	.01	.00	.00	.00	.89	.00	.00	.00

LINK CONTRIBUTION TABLES

SECOND HIGHEST 8-HOUR AVERAGED LINK CONTRIBUTIONS
IN PARTS PER MILLION (PPM)
INCLUDING AMBIENT BACKGROUND CONCENTRATIONS.

Rcptr No.	Total Conc	Ending Day Hr	Ambient Backgnd	Total Link	Link +1	Link +2	Link +3	Link +4	Link +5	Link +6	Link +7	Link +8	Link +9	Link +10
39	2.14	(331,13)	.00	2.14	.00	.00	.00	.00	.41	.00	.00	.25	.01	.00
				Links 10+	.00	.00	.01	.00	.00	.00	1.45	.00	.00	.00
40	2.74	(338,13)	.00	2.74	.00	.00	.00	.01	.54	.00	.00	.31	.03	.00
				Links 10+	.00	.00	.01	.00	.00	.00	1.83	.00	.00	.00
41	2.51	(274,23)	.00	2.51	.00	.03	.00	.05	.50	.00	.00	.18	.06	.01
				Links 10+	.05	.00	.03	.00	.00	.00	1.61	.00	.00	.00
42	1.85	(275, 1)	.00	1.85	.00	.05	.00	.05	.48	.00	.00	.16	.04	.01
				Links 10+	.06	.00	.01	.00	.00	.00	.99	.00	.00	.00
43	1.37	(274,24)	.00	1.38	.00	.04	.00	.04	.54	.00	.00	.21	.04	.00
				Links 10+	.04	.00	.03	.00	.00	.00	.45	.00	.00	.00
44	1.21	(7,23)	.00	1.21	.00	.11	.00	.05	.44	.01	.01	.10	.04	.00
				Links 10+	.11	.00	.00	.00	.00	.00	.34	.00	.00	.00
45	1.15	(7,23)	.00	1.15	.00	.09	.00	.05	.48	.01	.01	.13	.00	.00
				Links 10+	.11	.00	.00	.00	.00	.00	.27	.00	.00	.00
46	1.02	(7,23)	.00	1.02	.00	.08	.00	.01	.50	.01	.03	.13	.00	.00
				Links 10+	.08	.00	.00	.00	.00	.00	.20	.00	.00	.00
47	1.01	(274,24)	.00	1.01	.00	.03	.00	.00	.59	.00	.00	.26	.00	.00
				Links 10+	.03	.00	.04	.00	.00	.00	.08	.00	.00	.00
48	1.02	(274,24)	.00	1.02	.00	.03	.00	.00	.59	.00	.00	.27	.00	.00
				Links 10+	.03	.00	.04	.00	.00	.00	.08	.00	.00	.00
49	1.00	(274,24)	.00	1.00	.00	.03	.00	.00	.59	.00	.00	.27	.00	.00
				Links 10+	.03	.00	.04	.00	.00	.00	.05	.00	.00	.00
50	1.02	(274,24)	.00	1.02	.00	.01	.00	.00	.63	.00	.00	.29	.00	.00
				Links 10+	.03	.00	.04	.00	.00	.00	.04	.00	.00	.00
51	1.00	(338,13)	.00	1.00	.00	.00	.00	.00	.56	.00	.01	.37	.00	.00
				Links 10+	.00	.00	.06	.00	.00	.00	.00	.00	.00	.00
52	1.01	(338,13)	.00	1.01	.00	.00	.00	.00	.54	.01	.03	.37	.00	.00
				Links 10+	.00	.00	.06	.00	.00	.00	.00	.00	.00	.00
53	.99	(274,24)	.00	.99	.00	.01	.00	.00	.60	.00	.00	.29	.00	.00
				Links 10+	.03	.00	.04	.00	.00	.00	.03	.00	.00	.00
54	1.01	(274,24)	.00	1.01	.00	.01	.00	.00	.64	.00	.00	.29	.00	.00
				Links 10+	.01	.00	.04	.00	.00	.00	.03	.00	.00	.00
55	1.00	(338,13)	.00	1.00	.00	.00	.00	.00	.50	.07	.10	.29	.00	.00
				Links 10+	.00	.00	.04	.00	.00	.00	.00	.00	.00	.00
56	.99	(338,13)	.00	.99	.00	.00	.00	.00	.33	.23	.19	.23	.00	.00
				Links 10+	.00	.00	.01	.00	.00	.00	.00	.00	.00	.00
57	1.60	(23,20)	.00	1.60	.72	.02	.00	.00	.00	.00	.00	.00	.00	.00
				Links 10+	.02	.40	.00	.00	.00	.00	.00	.45	.00	.00

JOB: HSS FDR Air Quality Build/70' Jets

RUN: FDR DRIVE BET E 67TH-75TH STS/70' JETS

LINK CONTRIBUTION TABLES

SECOND HIGHEST 8-HOUR AVERAGED LINK CONTRIBUTIONS
IN PARTS PER MILLION (PPM)
INCLUDING AMBIENT BACKGROUND CONCENTRATIONS.

Rcptr No.	Total Conc	Ending Day Hr	Ambient Backgnd	Total Link	Link +1	Link +2	Link +3	Link +4	Link +5	Link +6	Link +7	Link +8	Link +9	Link +10
58	1.50	(331,13)	.00	1.50	.40	.01	.00	.00	.00	.00	.00	.00	.00	.00
			Links	10+	.10	.25	.00	.00	.00	.00	.00	.74	.00	.00
59	1.40	(338,13)	.00	1.40	.53	.01	.00	.00	.00	.00	.00	.00	.00	.00
			Links	10+	.04	.41	.00	.00	.00	.00	.00	.40	.00	.00
60	1.21	(344, 1)	.00	1.21	.40	.01	.00	.00	.00	.00	.00	.00	.00	.00
			Links	10+	.07	.20	.00	.00	.00	.00	.00	.53	.00	.00

MAXIMUM 1-HOUR AVERAGED LINK CONTRIBUTIONS
IN PARTS PER MILLION (PPM)
INCLUDING AMBIENT BACKGROUND CONCENTRATIONS.

Rcptr No.	Total Conc	Ending Day Hr	Ambient Backgnd	Total Link	Link +1	Link +2	Link +3	Link +4	Link +5	Link +6	Link +7	Link +8	Link +9	Link +10
1	2.70	(228, 8)	.00	2.70	.60	.10	.00	.00	.00	.00	.00	.00	.00	.00
			Links	10+	.00	.50	.00	.00	.00	.00	.00	1.50	.00	.00
2	2.80	(23,17)	.00	2.80	.40	.60	.00	.00	.00	.00	.00	.00	.00	.00
			Links	10+	.10	.40	.00	.00	.00	.00	.00	1.30	.00	.00
3	2.60	(23,17)	.00	2.60	.10	1.00	.00	.00	.00	.00	.00	.00	.00	.00
			Links	10+	.30	.30	.00	.00	.00	.00	.00	.90	.00	.00
4	2.40	(261,20)	.00	2.40	.30	.90	.00	.00	.00	.00	.00	.00	.00	.00
			Links	10+	.10	.40	.00	.00	.00	.00	.00	.70	.00	.00
5	2.30	(261,20)	.00	2.30	.20	1.00	.00	.00	.00	.00	.00	.00	.00	.00
			Links	10+	.20	.30	.00	.00	.00	.00	.00	.60	.00	.00
6	2.20	(261,20)	.00	2.20	.10	1.10	.00	.00	.00	.00	.00	.00	.00	.00
			Links	10+	.30	.20	.00	.00	.00	.00	.00	.50	.00	.00
7	2.20	(261,20)	.00	2.20	.10	1.10	.00	.00	.00	.00	.00	.00	.00	.00
			Links	10+	.40	.20	.00	.00	.00	.00	.00	.40	.00	.00
8	2.10	(261,20)	.00	2.10	.10	1.10	.00	.00	.00	.00	.00	.00	.00	.00
			Links	10+	.40	.20	.00	.00	.00	.00	.00	.30	.00	.00
9	2.10	(319, 9)	.00	2.10	.20	1.10	.00	.00	.00	.00	.00	.00	.00	.00
			Links	10+	.30	.20	.00	.00	.00	.00	.00	.30	.00	.00
10	2.10	(347, 8)	.00	2.10	.00	1.30	.00	.00	.10	.00	.10	.10	.00	.00
			Links	10+	.40	.00	.00	.00	.00	.00	.10	.00	.00	.00
11	2.10	(44,19)	.00	2.10	.00	1.40	.00	.00	.10	.00	.00	.10	.00	.00
			Links	10+	.50	.00	.00	.00	.00	.00	.00	.00	.00	.00
12	2.10	(319, 9)	.00	2.10	.10	1.20	.00	.00	.00	.00	.00	.00	.00	.00
			Links	10+	.40	.20	.00	.00	.00	.00	.00	.20	.00	.00

JOB: HSS FDR Air Quality Build/70' Jets

RUN: FDR DRIVE BET E 67TH-75TH STS/70' JETS

LINK CONTRIBUTION TABLES

MAXIMUM 1-HOUR AVERAGED LINK CONTRIBUTIONS
IN PARTS PER MILLION (PPM)
INCLUDING AMBIENT BACKGROUND CONCENTRATIONS.

Rcptr No.	Total Conc	Ending Day Hr	Ambient Backgnd	Total Link	Link +1	Link +2	Link +3	Link +4	Link +5	Link +6	Link +7	Link +8	Link +9	Link +10
13	2.20	(347, 8)	.00	2.20	.00	1.30	.00	.00	.10	.10	.10	.10	.00	.00
				Links 10+	.40	.00	.00	.00	.00	.00	.10	.00	.00	.00
14	2.10	(347, 8)	.00	2.10	.00	1.20	.00	.00	.10	.10	.10	.10	.00	.00
				Links 10+	.40	.00	.00	.00	.00	.00	.10	.00	.00	.00
15	2.20	(44,19)	.00	2.20	.00	1.30	.00	.00	.10	.00	.10	.10	.00	.00
				Links 10+	.50	.00	.00	.00	.00	.00	.10	.00	.00	.00
16	2.20	(44,19)	.00	2.20	.00	1.30	.00	.00	.10	.00	.10	.10	.00	.00
				Links 10+	.50	.00	.00	.00	.00	.00	.10	.00	.00	.00
17	2.10	(44,19)	.00	2.10	.00	1.30	.00	.00	.10	.00	.10	.10	.00	.00
				Links 10+	.40	.00	.00	.00	.00	.00	.10	.00	.00	.00
18	2.10	(44,19)	.00	2.10	.00	1.30	.00	.00	.10	.00	.10	.10	.00	.00
				Links 10+	.40	.00	.00	.00	.00	.00	.10	.00	.00	.00
19	2.10	(44,19)	.00	2.10	.00	1.30	.00	.00	.10	.00	.10	.10	.00	.00
				Links 10+	.40	.00	.00	.00	.00	.00	.10	.00	.00	.00
20	2.10	(319, 9)	.00	2.10	.10	1.30	.00	.00	.00	.00	.00	.00	.00	.00
				Links 10+	.50	.10	.00	.00	.00	.00	.00	.10	.00	.00
21	2.10	(44,19)	.00	2.10	.00	1.20	.00	.00	.10	.00	.10	.10	.00	.10
				Links 10+	.40	.00	.00	.00	.00	.00	.10	.00	.00	.00
22	2.20	(44,19)	.00	2.20	.00	1.20	.10	.00	.10	.10	.10	.10	.00	.10
				Links 10+	.30	.00	.00	.00	.00	.00	.10	.00	.00	.00
23	2.10	(44,19)	.00	2.10	.00	1.10	.10	.00	.10	.10	.10	.10	.00	.10
				Links 10+	.30	.00	.00	.00	.00	.00	.10	.00	.00	.00
24	2.20	(319, 9)	.00	2.20	.00	1.40	.00	.00	.00	.00	.00	.00	.00	.00
				Links 10+	.60	.10	.00	.00	.00	.00	.00	.10	.00	.00
25	2.20	(347, 8)	.00	2.20	.00	.90	.10	.10	.20	.10	.10	.20	.10	.10
				Links 10+	.10	.00	.00	.00	.00	.00	.20	.00	.00	.00
26	2.10	(44,19)	.00	2.10	.00	1.00	.10	.10	.10	.10	.10	.20	.10	.10
				Links 10+	.10	.00	.00	.00	.00	.00	.10	.00	.00	.00
27	2.20	(44,19)	.00	2.20	.00	.90	.10	.10	.20	.10	.10	.20	.10	.10
				Links 10+	.10	.00	.00	.00	.00	.00	.20	.00	.00	.00
28	2.20	(44,19)	.00	2.20	.00	.80	.20	.10	.20	.10	.10	.20	.10	.10
				Links 10+	.10	.00	.00	.00	.00	.00	.20	.00	.00	.00
29	2.00	(319, 9)	.00	2.00	.00	1.40	.00	.00	.00	.00	.00	.00	.00	.00
				Links 10+	.60	.00	.00	.00	.00	.00	.00	.00	.00	.00
30	2.00	(319, 9)	.00	2.00	.00	1.40	.00	.00	.00	.00	.00	.00	.00	.00
				Links 10+	.60	.00	.00	.00	.00	.00	.00	.00	.00	.00
31	2.00	(261,20)	.00	2.00	.00	1.30	.00	.00	.00	.00	.00	.00	.00	.00
				Links 10+	.60	.00	.00	.00	.00	.10	.00	.00	.00	.00

JOB: HSS FDR Air Quality Build/70' Jets

RUN: FDR DRIVE BET E 67TH-75TH STS/70' JETS

LINK CONTRIBUTION TABLES

MAXIMUM 1-HOUR AVERAGED LINK CONTRIBUTIONS
IN PARTS PER MILLION (PPM)
INCLUDING AMBIENT BACKGROUND CONCENTRATIONS.

Rcptr No.	Total Conc	Ending Day Hr	Ambient Backgnd	Total Link	Link +1	Link +2	Link +3	Link +4	Link +5	Link +6	Link +7	Link +8	Link +9	Link +10
32	2.00	(44,19)	.00	2.00	.00	.00	.40	.20	.30	.10	.10	.30	.10	.00
				Links 10+	.00	.00	.10	.00	.00	.00	.40	.00	.00	.00
33	2.00	(44,19)	.00	2.00	.00	.00	.20	.30	.30	.10	.10	.30	.10	.00
				Links 10+	.00	.00	.10	.00	.00	.00	.50	.00	.00	.00
34	2.10	(44,19)	.00	2.10	.00	.00	.00	.40	.40	.10	.10	.40	.00	.00
				Links 10+	.00	.00	.10	.00	.00	.00	.60	.00	.00	.00
35	2.30	(44,19)	.00	2.30	.00	.00	.00	.30	.50	.10	.10	.40	.00	.00
				Links 10+	.00	.00	.10	.00	.00	.00	.80	.00	.00	.00
36	2.60	(44,19)	.00	2.60	.00	.00	.00	.30	.60	.10	.10	.40	.00	.00
				Links 10+	.00	.00	.10	.00	.00	.00	1.00	.00	.00	.00
37	3.10	(44,19)	.00	3.10	.00	.00	.00	.20	.80	.10	.10	.40	.00	.00
				Links 10+	.00	.00	.10	.00	.00	.00	1.40	.00	.00	.00
38	3.40	(44,19)	.00	3.40	.00	.00	.00	.00	1.00	.10	.20	.40	.00	.00
				Links 10+	.00	.00	.10	.00	.00	.00	1.60	.00	.00	.00
39	4.10	(338,11)	.00	4.10	.00	.00	.00	.00	.80	.00	.00	.50	.00	.00
				Links 10+	.00	.00	.10	.00	.00	.00	2.70	.00	.00	.00
40	3.90	(105,10)	.00	3.90	.00	.00	.00	.00	.80	.00	.00	.40	.00	.00
				Links 10+	.00	.00	.10	.00	.00	.00	2.60	.00	.00	.00
41	3.90	(23,17)	.00	3.90	.00	.00	.00	.00	.80	.00	.00	.30	.10	.00
				Links 10+	.00	.00	.00	.00	.00	.00	2.70	.00	.00	.00
42	3.20	(319, 9)	.00	3.20	.00	.20	.10	.20	.60	.00	.00	.00	.10	.10
				Links 10+	.30	.00	.00	.00	.00	.00	1.60	.00	.00	.00
43	2.90	(319, 9)	.00	2.90	.00	.20	.10	.10	.70	.00	.00	.10	.10	.10
				Links 10+	.30	.00	.00	.00	.00	.00	1.20	.00	.00	.00
44	2.40	(319, 9)	.00	2.40	.00	.20	.00	.10	.70	.00	.00	.10	.10	.10
				Links 10+	.20	.00	.00	.00	.00	.00	.90	.00	.00	.00
45	2.30	(319, 9)	.00	2.30	.00	.20	.00	.10	.80	.00	.00	.20	.10	.00
				Links 10+	.20	.00	.00	.00	.00	.00	.70	.00	.00	.00
46	2.10	(319, 9)	.00	2.10	.00	.20	.00	.10	.80	.00	.00	.20	.10	.00
				Links 10+	.20	.00	.00	.00	.00	.00	.50	.00	.00	.00
47	2.10	(319, 9)	.00	2.10	.00	.20	.00	.10	.90	.00	.00	.20	.10	.00
				Links 10+	.20	.00	.00	.00	.00	.00	.40	.00	.00	.00
48	1.90	(319, 9)	.00	1.90	.00	.10	.00	.00	.90	.00	.00	.30	.10	.00
				Links 10+	.20	.00	.00	.00	.00	.00	.30	.00	.00	.00
49	1.80	(319, 9)	.00	1.80	.00	.10	.00	.00	.90	.00	.00	.30	.00	.00
				Links 10+	.20	.00	.00	.00	.00	.00	.30	.00	.00	.00
50	1.80	(319, 9)	.00	1.80	.00	.10	.00	.00	1.00	.00	.00	.30	.00	.00
				Links 10+	.20	.00	.00	.00	.00	.00	.20	.00	.00	.00

JOB: HSS FDR Air Quality Build/70' Jets

RUN: FDR DRIVE BET E 67TH-75TH STS/70' JETS

LINK CONTRIBUTION TABLES

MAXIMUM 1-HOUR AVERAGED LINK CONTRIBUTIONS
IN PARTS PER MILLION (PPM)
INCLUDING AMBIENT BACKGROUND CONCENTRATIONS.

Rcptr No.	Total Conc	Ending Day Hr	Ambient Backgnd	Total Link	Link +1	Link +2	Link +3	Link +4	Link +5	Link +6	Link +7	Link +8	Link +9	Link +10
51	1.70	(319, 9)	.00	1.70	.00	.10	.00	.00	1.00	.00	.00	.30	.00	.00
			Links	10+	.10	.00	.00	.00	.00	.00	.20	.00	.00	.00
52	1.70	(319, 9)	.00	1.70	.00	.10	.00	.00	1.00	.00	.00	.30	.00	.00
			Links	10+	.10	.00	.00	.00	.00	.00	.20	.00	.00	.00
53	1.70	(319, 9)	.00	1.70	.00	.10	.00	.00	1.00	.00	.00	.40	.00	.00
			Links	10+	.10	.00	.00	.00	.00	.00	.10	.00	.00	.00
54	1.80	(319, 9)	.00	1.80	.00	.10	.00	.00	1.00	.00	.00	.40	.00	.00
			Links	10+	.10	.00	.10	.00	.00	.00	.10	.00	.00	.00
55	1.80	(319, 9)	.00	1.80	.00	.10	.00	.00	1.00	.00	.00	.40	.00	.00
			Links	10+	.10	.00	.10	.00	.00	.00	.10	.00	.00	.00
56	1.80	(319, 9)	.00	1.80	.00	.10	.00	.00	1.00	.00	.00	.40	.00	.00
			Links	10+	.10	.00	.10	.00	.00	.00	.10	.00	.00	.00
57	2.70	(348, 8)	.00	2.70	.70	.00	.00	.00	.00	.00	.00	.00	.00	.00
			Links	10+	.00	.50	.00	.00	.00	.00	.00	1.50	.00	.00
58	2.80	(341, 8)	.00	2.80	.70	.00	.00	.00	.00	.00	.00	.00	.00	.00
			Links	10+	.00	.50	.00	.00	.00	.00	.00	1.60	.00	.00
59	2.70	(33,18)	.00	2.70	.70	.00	.00	.00	.00	.00	.00	.00	.00	.00
			Links	10+	.10	.40	.00	.00	.00	.00	.00	1.50	.00	.00
60	2.30	(343,19)	.00	2.30	.70	.00	.00	.00	.00	.00	.00	.00	.00	.00
			Links	10+	.10	.40	.00	.00	.00	.00	.00	1.10	.00	.00

SECOND HIGHEST 1-HOUR AVERAGED LINK CONTRIBUTIONS
IN PARTS PER MILLION (PPM)
INCLUDING AMBIENT BACKGROUND CONCENTRATIONS.

Rcptr No.	Total Conc	Ending Day Hr	Ambient Backgnd	Total Link	Link +1	Link +2	Link +3	Link +4	Link +5	Link +6	Link +7	Link +8	Link +9	Link +10
1	2.60	(23,17)	.00	2.60	.80	.10	.00	.00	.00	.00	.00	.00	.00	.00
			Links	10+	.00	.50	.00	.00	.00	.00	.00	1.20	.00	.00
2	2.60	(338, 7)	.00	2.60	.30	.50	.00	.00	.00	.00	.00	.00	.00	.00
			Links	10+	.10	.50	.00	.00	.00	.00	.00	1.20	.00	.00
3	2.30	(23,16)	.00	2.30	.30	.80	.00	.00	.00	.00	.00	.00	.00	.00
			Links	10+	.20	.30	.00	.00	.00	.00	.00	.70	.00	.00
4	2.10	(23,16)	.00	2.10	.20	.90	.00	.00	.00	.00	.00	.00	.00	.00
			Links	10+	.30	.20	.00	.00	.00	.00	.00	.50	.00	.00
5	2.10	(96,21)	.00	2.10	.20	.90	.00	.00	.00	.00	.00	.00	.00	.00
			Links	10+	.20	.30	.00	.00	.00	.00	.00	.50	.00	.00

JOB: HSS FDR Air Quality Build/70' Jets

RUN: FDR DRIVE BET E 67TH-75TH STS/70' JETS

LINK CONTRIBUTION TABLES

SECOND HIGHEST 1-HOUR AVERAGED LINK CONTRIBUTIONS
IN PARTS PER MILLION (PPM)
INCLUDING AMBIENT BACKGROUND CONCENTRATIONS.

Rcptr No.	Total Conc	Ending Day Hr	Ambient Backgnd	Total Link	Link +1	Link +2	Link +3	Link +4	Link +5	Link +6	Link +7	Link +8	Link +9	Link +10
6	2.10	(347, 8)	.00	2.10	.00	1.30	.00	.00	.10	.00	.10	.10	.00	.00
			Links 10+		.50	.00	.00	.00	.00	.00	.00	.00	.00	.00
7	2.10	(319, 9)	.00	2.10	.20	1.00	.00	.00	.00	.00	.00	.00	.00	.00
			Links 10+		.20	.30	.00	.00	.00	.00	.00	.40	.00	.00
8	2.10	(44,19)	.00	2.10	.00	1.40	.00	.00	.00	.00	.00	.10	.00	.00
			Links 10+		.60	.00	.00	.00	.00	.00	.00	.00	.00	.00
9	2.10	(44,19)	.00	2.10	.00	1.40	.00	.00	.00	.00	.00	.10	.00	.00
			Links 10+		.60	.00	.00	.00	.00	.00	.00	.00	.00	.00
10	2.00	(44,19)	.00	2.00	.00	1.40	.00	.00	.00	.00	.00	.10	.00	.00
			Links 10+		.50	.00	.00	.00	.00	.00	.00	.00	.00	.00
11	2.10	(347, 8)	.00	2.10	.00	1.30	.00	.00	.10	.00	.10	.10	.00	.00
			Links 10+		.40	.00	.00	.00	.00	.00	.10	.00	.00	.00
12	2.00	(44,19)	.00	2.00	.00	1.30	.00	.00	.10	.00	.00	.10	.00	.00
			Links 10+		.50	.00	.00	.00	.00	.00	.00	.00	.00	.00
13	2.10	(44,19)	.00	2.10	.00	1.40	.00	.00	.10	.00	.00	.10	.00	.00
			Links 10+		.50	.00	.00	.00	.00	.00	.00	.00	.00	.00
14	2.10	(44,19)	.00	2.10	.00	1.30	.00	.00	.10	.00	.10	.10	.00	.00
			Links 10+		.50	.00	.00	.00	.00	.00	.00	.00	.00	.00
15	2.10	(347, 8)	.00	2.10	.00	1.20	.00	.00	.10	.10	.10	.10	.00	.00
			Links 10+		.40	.00	.00	.00	.00	.00	.10	.00	.00	.00
16	2.10	(347, 8)	.00	2.10	.00	1.20	.00	.00	.10	.10	.10	.10	.00	.00
			Links 10+		.40	.00	.00	.00	.00	.00	.10	.00	.00	.00
17	2.10	(319, 9)	.00	2.10	.10	1.30	.00	.00	.00	.00	.00	.00	.00	.00
			Links 10+		.50	.10	.00	.00	.00	.00	.00	.10	.00	.00
18	2.10	(319, 9)	.00	2.10	.10	1.30	.00	.00	.00	.00	.00	.00	.00	.00
			Links 10+		.50	.10	.00	.00	.00	.00	.00	.10	.00	.00
19	2.10	(319, 9)	.00	2.10	.10	1.30	.00	.00	.00	.00	.00	.00	.00	.00
			Links 10+		.50	.10	.00	.00	.00	.00	.00	.10	.00	.00
20	2.00	(44,19)	.00	2.00	.00	1.20	.00	.00	.10	.00	.10	.10	.00	.00
			Links 10+		.40	.00	.00	.00	.00	.00	.10	.00	.00	.00
21	2.00	(319, 9)	.00	2.00	.00	1.30	.00	.00	.00	.00	.00	.00	.00	.00
			Links 10+		.50	.10	.00	.00	.00	.00	.00	.10	.00	.00
22	2.00	(44,20)	.00	2.00	.00	1.10	.10	.00	.10	.10	.10	.10	.00	.00
			Links 10+		.30	.00	.00	.00	.00	.00	.10	.00	.00	.00
23	2.10	(319, 9)	.00	2.10	.00	1.30	.00	.00	.00	.00	.00	.00	.00	.00
			Links 10+		.60	.10	.00	.00	.00	.00	.00	.10	.00	.00
24	2.10	(44,19)	.00	2.10	.00	1.10	.10	.00	.10	.10	.10	.10	.10	.10
			Links 10+		.20	.00	.00	.00	.00	.00	.10	.00	.00	.00

JOB: HSS FDR Air Quality Build/70' Jets

RUN: FDR DRIVE BET E 67TH-75TH STS/70' JETS

LINK CONTRIBUTION TABLES

SECOND HIGHEST 1-HOUR AVERAGED LINK CONTRIBUTIONS
IN PARTS PER MILLION (PPM)
INCLUDING AMBIENT BACKGROUND CONCENTRATIONS.

Rcptr No.	Total Conc	Ending Day Hr	Ambient Backgnd	Total Link	Link +1	Link +2	Link +3	Link +4	Link +5	Link +6	Link +7	Link +8	Link +9	Link +10
25	2.10	(44,19)	.00	2.10	.00	1.00	.10	.10	.10	.10	.10	.10	.10	.10
				Links 10+	.20	.00	.00	.00	.00	.00	.10	.00	.00	.00
26	2.10	(347, 8)	.00	2.10	.00	.80	.10	.10	.20	.10	.10	.20	.10	.10
				Links 10+	.10	.00	.00	.00	.00	.00	.20	.00	.00	.00
27	2.10	(44,20)	.00	2.10	.00	.80	.10	.10	.20	.10	.10	.20	.10	.10
				Links 10+	.10	.00	.00	.00	.00	.00	.20	.00	.00	.00
28	2.00	(44,20)	.00	2.00	.00	.70	.20	.10	.20	.10	.10	.20	.10	.10
				Links 10+	.00	.00	.00	.00	.00	.00	.20	.00	.00	.00
29	1.90	(44,19)	.00	1.90	.00	.60	.20	.10	.20	.10	.10	.20	.10	.10
				Links 10+	.00	.00	.00	.00	.00	.00	.20	.00	.00	.00
30	1.90	(44,19)	.00	1.90	.00	.40	.30	.10	.20	.10	.10	.20	.10	.10
				Links 10+	.00	.00	.00	.00	.00	.00	.30	.00	.00	.00
31	2.00	(319, 9)	.00	2.00	.00	1.40	.00	.00	.00	.00	.00	.00	.00	.00
				Links 10+	.60	.00	.00	.00	.00	.00	.00	.00	.00	.00
32	1.90	(261,20)	.00	1.90	.00	1.20	.00	.00	.00	.00	.00	.00	.00	.00
				Links 10+	.60	.00	.00	.00	.00	.10	.00	.00	.00	.00
33	2.00	(319, 9)	.00	2.00	.00	1.10	.30	.00	.00	.00	.00	.00	.00	.00
				Links 10+	.60	.00	.00	.00	.00	.00	.00	.00	.00	.00
34	1.80	(319, 9)	.00	1.80	.00	.80	.40	.00	.00	.00	.00	.00	.00	.00
				Links 10+	.60	.00	.00	.00	.00	.00	.00	.00	.00	.00
35	2.00	(44,20)	.00	2.00	.00	.00	.00	.30	.50	.10	.10	.30	.00	.00
				Links 10+	.00	.00	.00	.00	.00	.00	.70	.00	.00	.00
36	2.30	(347, 8)	.00	2.30	.00	.00	.00	.20	.60	.10	.20	.30	.00	.00
				Links 10+	.00	.00	.00	.00	.00	.00	.90	.00	.00	.00
37	2.70	(90,18)	.00	2.70	.00	.00	.00	.20	.60	.10	.10	.40	.00	.00
				Links 10+	.00	.00	.10	.00	.00	.00	1.20	.00	.00	.00
38	3.10	(90,18)	.00	3.10	.00	.00	.00	.00	.80	.10	.10	.40	.00	.00
				Links 10+	.00	.00	.10	.00	.00	.00	1.60	.00	.00	.00
39	3.70	(33,18)	.00	3.70	.00	.00	.00	.00	.70	.00	.00	.40	.00	.00
				Links 10+	.00	.00	.10	.00	.00	.00	2.50	.00	.00	.00
40	3.80	(338,11)	.00	3.80	.00	.00	.00	.00	.80	.00	.00	.50	.00	.00
				Links 10+	.00	.00	.10	.00	.00	.00	2.40	.00	.00	.00
41	3.60	(228, 8)	.00	3.60	.00	.00	.00	.00	.70	.00	.00	.40	.00	.00
				Links 10+	.00	.00	.10	.00	.00	.00	2.40	.00	.00	.00
42	3.10	(261,20)	.00	3.10	.00	.10	.00	.10	.70	.00	.00	.10	.10	.10
				Links 10+	.10	.00	.00	.00	.00	.00	1.80	.00	.00	.00
43	2.60	(261,20)	.00	2.60	.00	.10	.00	.10	.80	.00	.00	.20	.10	.00
				Links 10+	.10	.00	.00	.00	.00	.00	1.20	.00	.00	.00

JOB: HSS FDR Air Quality Build/70' Jets

RUN: FDR DRIVE BET E 67TH-75TH STS/70' JETS

LINK CONTRIBUTION TABLES

SECOND HIGHEST 1-HOUR AVERAGED LINK CONTRIBUTIONS
IN PARTS PER MILLION (PPM)
INCLUDING AMBIENT BACKGROUND CONCENTRATIONS.

Rcptr No.	Total Conc	Ending Day Hr	Ambient Backgnd	Total Link	Link +1	Link +2	Link +3	Link +4	Link +5	Link +6	Link +7	Link +8	Link +9	Link +10
44	2.30	(264,10)	.00	2.30	.00	.20	.00	.10	.60	.00	.00	.10	.10	.10
			Links	10+	.30	.00	.00	.00	.00	.00	.80	.00	.00	.00
45	2.00	(264,10)	.00	2.00	.00	.20	.00	.10	.70	.00	.00	.10	.10	.00
			Links	10+	.20	.00	.00	.00	.00	.00	.60	.00	.00	.00
46	2.00	(264,10)	.00	2.00	.00	.20	.00	.10	.70	.00	.00	.20	.10	.00
			Links	10+	.20	.00	.00	.00	.00	.00	.50	.00	.00	.00
47	1.80	(264,10)	.00	1.80	.00	.20	.00	.00	.70	.00	.00	.20	.10	.00
			Links	10+	.20	.00	.00	.00	.00	.00	.40	.00	.00	.00
48	1.70	(44,19)	.00	1.70	.00	.00	.00	.00	.90	.30	.30	.20	.00	.00
			Links	10+	.00	.00	.00	.00	.00	.00	.00	.00	.00	.00
49	1.70	(44,19)	.00	1.70	.00	.00	.00	.00	.80	.30	.40	.20	.00	.00
			Links	10+	.00	.00	.00	.00	.00	.00	.00	.00	.00	.00
50	1.70	(44,19)	.00	1.70	.00	.00	.00	.00	.80	.40	.40	.10	.00	.00
			Links	10+	.00	.00	.00	.00	.00	.00	.00	.00	.00	.00
51	1.60	(264,10)	.00	1.60	.00	.10	.00	.00	.80	.00	.00	.30	.00	.00
			Links	10+	.20	.00	.00	.00	.00	.00	.20	.00	.00	.00
52	1.60	(264,10)	.00	1.60	.00	.10	.00	.00	.80	.00	.00	.30	.00	.00
			Links	10+	.20	.00	.00	.00	.00	.00	.20	.00	.00	.00
53	1.60	(44,19)	.00	1.60	.00	.00	.00	.00	.50	.60	.50	.00	.00	.00
			Links	10+	.00	.00	.00	.00	.00	.00	.00	.00	.00	.00
54	1.60	(44,19)	.00	1.60	.00	.00	.00	.00	.40	.70	.50	.00	.00	.00
			Links	10+	.00	.00	.00	.00	.00	.00	.00	.00	.00	.00
55	1.50	(264,10)	.00	1.50	.00	.10	.00	.00	.80	.00	.00	.40	.00	.00
			Links	10+	.10	.00	.00	.00	.00	.00	.10	.00	.00	.00
56	1.50	(264,10)	.00	1.50	.00	.10	.00	.00	.80	.00	.00	.40	.00	.00
			Links	10+	.10	.00	.00	.00	.00	.00	.10	.00	.00	.00
57	2.70	(357, 8)	.00	2.70	.70	.00	.00	.00	.00	.00	.00	.00	.00	.00
			Links	10+	.00	.50	.00	.00	.00	.00	.00	1.50	.00	.00
58	2.70	(338,11)	.00	2.70	.70	.10	.00	.00	.00	.00	.00	.00	.00	.00
			Links	10+	.20	.40	.00	.00	.00	.00	.00	1.30	.00	.00
59	2.50	(338,11)	.00	2.50	.70	.00	.00	.00	.00	.00	.00	.00	.00	.00
			Links	10+	.10	.50	.00	.00	.00	.00	.00	1.20	.00	.00
60	2.20	(313,24)	.00	2.20	.70	.20	.00	.00	.00	.00	.00	.00	.00	.00
			Links	10+	.40	.20	.00	.00	.00	.10	.00	.60	.00	.00

JOB: HSS FDR Air Quality Build/70' Jets

RUN: FDR DRIVE BET E 67TH-75TH STS/70' JETS

CALM DURATION FREQUENCY

Hours of Consecutive Calm Winds	Frequency of Occurrence	(Julian day/hour ending) of Significant Occurrences
1	74	(5, 5)(8, 2)(14,10)(22,15)(23,13)(23,20)(24, 6)(24, 9)(25, 3)(26,13) (29,11)(33, 2)(39,22)(40,15)(61, 8)(62,14)(72,16)(72,18)(72,24)(74,17) (75, 3)(76,14)(87,22)(90,12)(92, 4)(92,10)(95, 3)(99,10)(99,22)(100, 5) (106,12)(110,21)(111,21)(113, 4)(119,11)(119,14)(120, 4)(121,14)(122,10)(125,16) (129, 7)(130, 1)(132, 7)(162, 1)(163, 1)(166, 1)(176, 1)(188, 7)(190, 1)(212, 1) (217, 1)(217, 7)(223, 1)(225, 7)(228, 1)(228, 7)(235, 1)(238, 7)(246, 1)(252, 7) (286, 1)(292, 1)(312, 7)(314, 1)(338,13)(339, 7)(339,13)(341, 7)(344, 1)(344,13) (348, 7)(354, 1)(357, 7)(358, 7)
2	9	(14, 8)(25, 1)(61,23)(74,24)(98,24)(99, 8)(105, 2)(115,24)(123, 6)
4	3	(14,16)(31, 8)(55,18)
5	2	(67, 6)(105, 9)
10	1	(304,17)

Program terminated normally

JOB: HSS FDR Air Quality Build/70' Jets

RUN: FDR DRIVE BET E 67TH-75TH STS/70' JETS

General Information

Run start date: 1/ 1/ 2 Julian: 1
end date: 12/31/ 2 Julian: 365

A Tier 2 approach was used for input data preparation.

The MODE flag has been set to C for calculating CO averages.

Ambient background concentrations are included in the averages below.

Site & Meteorological Constants

VS = .0 CM/S VD = .0 CM/S Z0 = 175. CM ATIM = 60.

Met. Sfc. Sta. Id & Yr = 72503 2002
Upper Air Sta. Id & Yr = 94703 2002

CAUTION: The input years for the Run and Meteorological data differ. The respective values are: 2 and 2002.

Urban mixing heights were processed.

In 2002, Julian day 1 is a Tuesday.

The patterns from the input file have been assigned as follows:

Pattern # 1 is assigned to Monday.
Pattern # 1 is assigned to Tuesday.
Pattern # 1 is assigned to Wednesday.
Pattern # 1 is assigned to Thursday.
Pattern # 1 is assigned to Friday.
Pattern # 1 is assigned to Saturday.
Pattern # 1 is assigned to Sunday.

Link Data Constants - (Variable data in *.LNK file)

	LINK DESCRIPTION	LINK COORDINATES (FT) X1	Y1	X2	Y2	LENGTH (FT)	BRG (DEG)	TYPE	H (FT)	W (FT)	NLANES
1.	FDR N/B 67th-68th St	-132.0	-225.0	15.0	-10.0	260.	34.	AG	.0	36.0	
2.	FDR N/B 68th-71st St	15.0	-10.0	438.0	608.0	749.	34.	AG	.0	36.0	
3.	FDR N/B 71st St-Site	438.0	608.0	472.0	657.0	60.	35.	AG	.0	36.0	
4.	FDR N/B Site-itself	472.0	657.0	530.0	743.0	104.	34.	AG	.0	36.0	
5.	FDR N/B Site-73rd St	530.0	743.0	773.0	1098.0	430.	34.	AG	.0	36.0	
6.	FDR N/B 73rd-75th St	773.0	1098.0	1056.0	1625.0	598.	28.	AG	.0	36.0	

JOB: HSS FDR Air Quality Build/70' Jets

RUN: FDR DRIVE BET E 67TH-75TH STS/70' JETS

Link Data Constants - (Variable data in *.LNK file)

LINK DESCRIPTION	LINK COORDINATES (FT) X1	Y1	X2	Y2	LENGTH (FT)	BRG (DEG)	TYPE	H (FT)	W (FT)	NLANES
7. FDR S/B 75th-73rd St	743.0	1118.0	1026.0	1645.0	598.	28.	AG	.0	36.0	
8. FDR S/B 73rd St-Site	500.0	763.0	743.0	1118.0	430.	34.	AG	.0	36.0	
9. FDR S/B Site-itself	442.0	679.0	500.0	763.0	102.	35.	AG	.0	36.0	
10. FDR S/B Site-71st St	408.0	628.0	442.0	679.0	61.	34.	AG	.0	36.0	
11. FDR S/B 71st-68th St	-15.0	10.0	408.0	628.0	749.	34.	AG	.0	36.0	
12. FDR S/B 68th-67th St	-162.0	-205.0	-15.0	10.0	260.	34.	AG	.0	36.0	
13. FDR Service 73-Site	477.0	779.0	720.0	1134.0	430.	34.	AG	.0	32.0	
14. FDR Service Rd Site	419.0	695.0	477.0	779.0	102.	35.	AG	.0	32.0	
15. FDR Service Site-71	385.0	644.0	419.0	695.0	61.	34.	AG	.0	32.0	
16. FDR Service 68-71 St	-38.0	26.0	385.0	644.0	749.	34.	AG	.0	32.0	
17. FDR N/B 70' Jet 71St	530.0	743.0	570.0	800.0	70.	35.	AG	.0	32.0	
18. FDR S/B 70' Jet 68St	-15.0	10.0	-55.0	-47.0	70.	215.	AG	.0	32.0	

Receptor Data

RECEPTOR	COORDINATES (FT) X	Y	Z
1. RECEPTOR 1	34.0	-23.0	6.0
2. RECEPTOR 2	48.0	-4.0	6.0
3. RECEPTOR 3	62.0	17.0	6.0
4. RECEPTOR 4	75.0	37.0	6.0
5. RECEPTOR 5	89.0	57.0	6.0
6. RECEPTOR 6	103.0	77.0	6.0
7. RECEPTOR 7	117.0	97.0	6.0
8. RECEPTOR 8	130.0	117.0	6.0
9. RECEPTOR 9	144.0	137.0	6.0
10. RECEPTOR 10	158.0	158.0	6.0
11. RECEPTOR 11	172.0	178.0	6.0
12. RECEPTOR 12	186.0	198.0	6.0
13. RECEPTOR 13	199.0	218.0	6.0
14. RECEPTOR 14	213.0	238.0	6.0
15. RECEPTOR 15	227.0	258.0	6.0
16. RECEPTOR 16	241.0	278.0	6.0
17. RECEPTOR 17	255.0	299.0	6.0
18. RECEPTOR 18	268.0	319.0	6.0
19. RECEPTOR 19	282.0	339.0	6.0
20. RECEPTOR 20	296.0	359.0	6.0
21. RECEPTOR 21	310.0	379.0	6.0
22. RECEPTOR 22	323.0	399.0	6.0

JOB: HSS FDR Air Quality Build/70' Jets

RUN: FDR DRIVE BET E 67TH-75TH STS/70' JETS

Receptor Data

RECEPTOR	COORDINATES (FT) X	Y	Z
23. RECEPTOR 23	337.0	419.0	6.0
24. RECEPTOR 24	351.0	440.0	6.0
25. RECEPTOR 25	365.0	460.0	6.0
26. RECEPTOR 26	379.0	480.0	6.0
27. RECEPTOR 27	392.0	500.0	6.0
28. RECEPTOR 28	406.0	520.0	6.0
29. RECEPTOR 29	420.0	540.0	6.0
30. RECEPTOR 30	434.0	561.0	6.0
31. RECEPTOR 31	447.0	581.0	6.0
32. RECEPTOR 32	461.0	601.0	6.0
33. RECEPTOR 33	475.0	621.0	6.0
34. RECEPTOR 34	489.0	641.0	6.0
35. RECEPTOR 35	503.0	661.0	6.0
36. RECEPTOR 36	516.0	681.0	6.0
37. RECEPTOR 37	530.0	702.0	6.0
38. RECEPTOR 38	544.0	722.0	6.0
39. RECEPTOR 39	558.0	742.0	6.0
40. RECEPTOR 40	571.0	762.0	6.0
41. RECEPTOR 41	585.0	782.0	6.0
42. RECEPTOR 42	599.0	802.0	6.0
43. RECEPTOR 43	613.0	822.0	6.0
44. RECEPTOR 44	627.0	843.0	6.0
45. RECEPTOR 45	640.0	863.0	6.0
46. RECEPTOR 46	654.0	883.0	6.0
47. RECEPTOR 47	668.0	903.0	6.0
48. RECEPTOR 48	682.0	923.0	6.0
49. RECEPTOR 49	696.0	943.0	6.0
50. RECEPTOR 50	709.0	964.0	6.0
51. RECEPTOR 51	723.0	984.0	6.0
52. RECEPTOR 52	737.0	1004.0	6.0
53. RECEPTOR 53	751.0	1024.0	6.0
54. RECEPTOR 54	764.0	1044.0	6.0
55. RECEPTOR 55	778.0	1064.0	6.0
56. RECEPTOR 56	792.0	1084.0	6.0
57. RECEPTOR 57	20.0	-44.0	6.0
58. RECEPTOR 58	6.0	-64.0	6.0
59. RECEPTOR 59	-7.0	-84.0	6.0
60. RECEPTOR 60	-21.0	-104.0	6.0

JOB: HSS FDR Air Quality Build/70' Jets

RUN: FDR DRIVE BET E 67TH-75TH STS/70' JETS

Model Results

Remarks : In search of the wind direction corresponding to the maximum concentration, only the first direction, of the directions with the same maximum concentrations, is indicated as the maximum.

* MAXIMUM HOURLY CONCENTRATIONS WITH ANY AMBIENT BACKGROUND CONCENTRATIONS (BKG) ADDED
(PPM)

	REC1	REC2	REC3	REC4	REC5	REC6	REC7	REC8	REC9	REC10
MAX+BKG	2.4	2.8	2.5	2.6	2.6	2.5	2.3	2.3	2.4	2.3
- BKG	.0	.0	.0	.0	.0	.0	.0	.0	.0	.0
MAX	2.4	2.8	2.5	2.6	2.6	2.5	2.3	2.3	2.4	2.3
WIND DIR	258	258	237	237	237	237	237	237	237	237
JULIAN	24	24	21	21	21	21	21	21	21	21
HOUR	17	17	8	8	8	8	8	8	8	8

	REC11	REC12	REC13	REC14	REC15	REC16	REC17	REC18	REC19	REC20
MAX+BKG	2.3	2.2	2.1	2.1	2.2	2.2	2.1	2.2	2.2	2.1
- BKG	.0	.0	.0	.0	.0	.0	.0	.0	.0	.0
MAX	2.3	2.2	2.1	2.1	2.2	2.2	2.1	2.2	2.2	2.1
WIND DIR	237	237	237	226	237	237	237	237	237	237
JULIAN	21	21	21	225	21	21	21	21	21	21
HOUR	8	8	8	7	8	8	8	8	8	8

	REC21	REC22	REC23	REC24	REC25	REC26	REC27	REC28	REC29	REC30
MAX+BKG	2.1	2.2	2.2	2.2	2.2	2.2	2.2	2.2	2.2	2.2
- BKG	.0	.0	.0	.0	.0	.0	.0	.0	.0	.0
MAX	2.1	2.2	2.2	2.2	2.2	2.2	2.2	2.2	2.2	2.2
WIND DIR	237	237	237	237	237	237	237	237	237	237
JULIAN	21	21	21	21	21	21	21	21	21	21
HOUR	8	8	8	8	8	8	8	8	8	8

	REC31	REC32	REC33	REC34	REC35	REC36	REC37	REC38	REC39	REC40
MAX+BKG	2.2	2.1	2.1	2.0	1.9	2.2	2.7	3.9	4.1	3.7
- BKG	.0	.0	.0	.0	.0	.0	.0	.0	.0	.0
MAX	2.2	2.1	2.1	2.0	1.9	2.2	2.7	3.9	4.1	3.7
WIND DIR	237	237	237	237	28	21	21	3	352	301
JULIAN	21	21	21	21	116	307	307	304	192	11
HOUR	8	8	8	8	21	21	21	18	16	8

JOB: HSS FDR Air Quality Build/70' Jets

RUN: FDR DRIVE BET E 67TH-75TH STS/70' JETS

* MAXIMUM HOURLY CONCENTRATIONS WITH ANY AMBIENT BACKGROUND CONCENTRATIONS (BKG) ADDED
* (PPM)

	REC41	REC42	REC43	REC44	REC45	REC46	REC47	REC48	REC49	REC50
MAX+BKG	4.0	3.6	3.0	2.5	2.4	2.1	2.0	1.8	1.9	1.8
- BKG	.0	.0	.0	.0	.0	.0	.0	.0	.0	.0
MAX	4.0	3.6	3.0	2.5	2.4	2.1	2.0	1.8	1.9	1.8
WIND DIR	237	237	237	226	226	237	224	224	237	237
JULIAN	21	21	21	225	225	21	208	208	21	21
HOUR	8	8	8	7	7	8	20	20	8	8

	REC51	REC52	REC53	REC54	REC55	REC56	REC57	REC58	REC59	REC60
MAX+BKG	1.8	1.8	1.8	1.8	1.8	1.7	2.8	2.7	2.6	2.7
- BKG	.0	.0	.0	.0	.0	.0	.0	.0	.0	.0
MAX	1.8	1.8	1.8	1.8	1.8	1.7	2.8	2.7	2.6	2.7
WIND DIR	237	237	3	237	3	237	301	352	352	3
JULIAN	21	21	304	21	304	21	11	192	192	304
HOUR	8	8	18	8	18	8	8	16	16	18

THE HIGHEST CONCENTRATION OF 4.10 PPM OCCURRED AT RECEPTOR REC39.

==========
Output Section
==========

NOTES PERTAINING TO THE REPORT

1. THE HIGHEST AVERAGE IN EACH OF THE FIRST TWO COLUMNS OF EACH TABLE BELOW ARE SUFFIXED BY AN ASTERISK (*). FOR PM OUTPUT, THERE IS ONLY ONE COLUMN AND ASTERISK FOR THE ANNUAL AVERAGE/PERIOD OF CONCERN TABLE.

2. THE NUMBERS IN PARENTHESES ARE THE JULIAN DAY AND ENDING HOUR FOR THE PRECEDING AVERAGE.

3. THE NUMBER OF CALM HOURS USED IN PRODUCING EACH AVERAGE ARE PREFIXED BY A C.

PRIMARY AVERAGES.

MAXIMUM 8-HOUR RUNNING NONOVERLAPPING AVERAGE CONCENTRATIONS
IN PARTS PER MILLION (PPM),
INCLUDING AMBIENT BACKGROUND CONCENTRATIONS.

Receptor Number	Highest Conc	Highest Ending Day Hr	Highest Calm	Second highest Conc	Second highest Ending Day Hr	Second highest Calm
1	1.42	(238,17)	C 2	1.25	(324,13)	C 0
2	1.18	(238,17)	C 2	1.09	(114,13)	C 1
3	1.09	(38,22)	C 1	1.08	(304,19)	C 2
4	1.15	(304,21)	C 2	1.13	(38,22)	C 1
5	1.17	(352,24)	C 2	1.15	(304,21)	C 2
6	1.15	(352,24)	C 2	1.13	(304,21)	C 2
7	1.12	(352,24)	C 2	1.10	(304,21)	C 2
8	1.15	(304,21)	C 2	1.12	(352,24)	C 2
9	1.12	(352,24)	C 2	1.12	(304,21)	C 2
10	1.15	(304,21)	C 2	1.12	(352,24)	C 2
11	1.12	(304,21)	C 2	1.10	(352,24)	C 2
12	1.12	(352,24)	C 2	1.07	(304,21)	C 2
13	1.15	(304,21)	C 2	1.12	(352,24)	C 2
14	1.13	(304,21)	C 2	1.12	(352,24)	C 2
15	1.10	(352,24)	C 2	1.10	(304,21)	C 2
16	1.10	(304,21)	C 2	1.08	(352,24)	C 2
17	1.07	(304,21)	C 2	1.03	(352,24)	C 2
18	1.13	(304,21)	C 2	1.07	(352,24)	C 2
19	1.10	(304,21)	C 2	1.07	(352,24)	C 2
20	1.05	(352,24)	C 2	1.05	(304,21)	C 2
21	1.05	(304,21)	C 2	1.03	(352,24)	C 2
22	1.07	(304,21)	C 2	1.05	(352,24)	C 2
23	1.05	(352,24)	C 2	1.03	(304,21)	C 2
24	1.07	(352,24)	C 2	1.05	(304,21)	C 2

JOB: HSS FDR Air Quality Build/70' Jets RUN: FDR DRIVE BET E 67TH-75TH STS/70' JETS

MAXIMUM 8-HOUR RUNNING NONOVERLAPPING AVERAGE CONCENTRATIONS
IN PARTS PER MILLION (PPM),
INCLUDING AMBIENT BACKGROUND CONCENTRATIONS.

Receptor Number	Highest Conc	Highest Ending Day Hr	Highest Calm	Second highest Conc	Second highest Ending Day Hr	Second highest Calm
25	1.08	(352,24)	C 2	1.05	(304,21)	C 2
26	1.08	(352,24)	C 2	1.03	(304,21)	C 2
27	1.10	(352,24)	C 2	1.05	(304,21)	C 2
28	1.10	(352,24)	C 2	1.03	(304,21)	C 2
29	1.08	(352,24)	C 2	1.05	(304,21)	C 2
30	1.08	(352,24)	C 2	1.02	(304,21)	C 2
31	1.08	(352,24)	C 2	.99	(47,12)	C 1
32	1.02	(352,24)	C 2	.94	(27,13)	C 0
33	.97	(352,24)	C 2	.94	(27,14)	C 0
34	.90	(352,24)	C 2	.89	(27,13)	C 0
35	.99	(243, 1)	C 1	.95	(267,23)	C 0
36	1.19	(243, 1)	C 1	1.13	(267,23)	C 0
37	1.41	(267,23)	C 0	1.39	(243, 1)	C 1
38	1.95	(304,19)	C 2	1.73	(252,13)	C 2
39	2.24*	(297,15)	C 1	2.20*	(304,19)	C 2
40	2.13	(238,17)	C 2	2.10	(114,13)	C 1
41	1.88	(238,17)	C 2	1.77	(11,13)	C 0
42	1.51	(27,14)	C 0	1.47	(352,24)	C 2
43	1.28	(352,24)	C 2	1.25	(27,13)	C 0
44	1.12	(352,24)	C 2	1.08	(27,13)	C 0
45	1.05	(352,24)	C 2	1.02	(304,21)	C 2
46	.98	(352,24)	C 2	.95	(304,21)	C 2
47	.95	(352,24)	C 2	.92	(304,21)	C 2
48	.98	(352,24)	C 2	.88	(304,21)	C 2
49	.93	(352,24)	C 2	.90	(304,21)	C 2
50	.98	(352,24)	C 2	.92	(304,21)	C 2
51	.98	(352,24)	C 2	.90	(304,21)	C 2
52	.98	(352,24)	C 2	.90	(304,21)	C 2
53	.98	(352,24)	C 2	.93	(304,21)	C 2
54	.97	(352,24)	C 2	.95	(304,21)	C 2
55	.97	(352,24)	C 2	.93	(304,21)	C 2
56	.97	(352,24)	C 2	.85	(304,21)	C 2
57	1.50	(238,17)	C 2	1.49	(11,13)	C 0
58	1.51	(297,15)	C 1	1.44	(114,13)	C 1
59	1.44	(297,15)	C 1	1.40	(304,19)	C 2
60	1.42	(304,19)	C 2	1.28	(252,13)	C 2

FIVE HIGHEST 1-HOUR END-TO-END AVERAGE CONCENTRATIONS IN PARTS PER MILLION
INCLUDING AMBIENT BACKGROUND CONCENTRATIONS.

Rcptr No.	Highest Conc	Highest Ending Day Hr	Highest Calm	Second Highest Conc	Second Highest Ending Day Hr	Second Highest Calm	Third Highest Conc	Third Highest Ending Day Hr	Third Highest Calm	Fourth Highest Conc	Fourth Highest Ending Day Hr	Fourth Highest Calm	Fifth Highest Conc	Fifth Highest Ending Day Hr	Fifth Highest Calm
1	2.40	(24,17)	C 0	2.30	(108, 7)	C 0	2.20	(192,16)	C 0	2.20	(11, 8)	C 0	2.10	(163,19)	C 0

JOB: HSS FDR Air Quality Build/70' Jets

RUN: FDR DRIVE BET E 67TH-75TH STS/70' JETS

FIVE HIGHEST 1-HOUR END-TO-END AVERAGE CONCENTRATIONS IN PARTS PER MILLION
INCLUDING AMBIENT BACKGROUND CONCENTRATIONS.

Rcptr	Highest Ending			Second Highest Ending			Third Highest Ending			Fourth Highest Ending			Fifth Highest Ending		
No.	Conc	Day Hr	Calm	Conc	Day Hr	Calm	Conc	Day Hr	Calm	Conc	Day Hr	Calm	Conc	Day Hr	Calm
2	2.80	(24,17)	C 0	2.40	(308,15)	C 0	2.20	(21, 8)	C 0	2.10	(24, 8)	C 0	2.00	(192,16)	C 0
3	2.50	(21, 8)	C 0	2.50	(24,17)	C 0	2.30	(308,15)	C 0	2.10	(24, 8)	C 0	2.10	(304,18)	C 0
4	2.60	(21, 8)	C 0	2.40	(24,17)	C 0	2.30	(308,15)	C 0	2.10	(47,10)	C 0	2.10	(251,22)	C 0
5	2.60	(21, 8)	C 0	2.10	(70,17)	C 0	2.10	(47,10)	C 0	2.10	(304,18)	C 0	2.10	(308,15)	C 0
6	2.50	(21, 8)	C 0	2.10	(47,10)	C 0	2.10	(304,18)	C 0	2.00	(208,20)	C 0	2.00	(225, 7)	C 0
7	2.30	(21, 8)	C 0	2.00	(225, 7)	C 0	2.00	(304,18)	C 0	2.00	(47,10)	C 0	1.90	(256, 8)	C 0
8	2.30	(21, 8)	C 0	2.10	(304,18)	C 0	2.00	(47,10)	C 0	2.00	(225, 7)	C 0	2.00	(251,22)	C 0
9	2.40	(21, 8)	C 0	2.10	(304,18)	C 0	2.00	(47,10)	C 0	2.00	(225, 7)	C 0	1.90	(27, 8)	C 0
10	2.30	(21, 8)	C 0	2.10	(304,18)	C 0	2.00	(208,20)	C 0	2.00	(47,10)	C 0	2.00	(225, 7)	C 0
11	2.30	(21, 8)	C 0	2.10	(304,18)	C 0	2.00	(225, 7)	C 0	1.90	(47,10)	C 0	1.90	(208,20)	C 0
12	2.20	(21, 8)	C 0	2.00	(225, 7)	C 0	2.00	(304,18)	C 0	1.90	(47,10)	C 0	1.90	(353,18)	C 0
13	2.10	(21, 8)	C 0	2.10	(304,18)	C 0	2.00	(225, 7)	C 0	1.90	(208,20)	C 0	1.90	(192,16)	C 0
14	2.10	(225, 7)	C 0	2.10	(21, 8)	C 0	2.00	(208,20)	C 0	2.00	(304,18)	C 0	1.90	(47,10)	C 0
15	2.20	(21, 8)	C 0	2.00	(225, 7)	C 0	1.90	(47,10)	C 0	1.90	(208,20)	C 0	1.90	(304,18)	C 0
16	2.20	(21, 8)	C 0	2.00	(225, 7)	C 0	1.90	(47,10)	C 0	1.90	(208,20)	C 0	1.90	(304,18)	C 0
17	2.10	(21, 8)	C 0	2.00	(225, 7)	C 0	1.90	(47,10)	C 0	1.90	(208,20)	C 0	1.90	(192,16)	C 0
18	2.20	(21, 8)	C 0	2.00	(208,20)	C 0	2.00	(225, 7)	C 0	1.90	(47,10)	C 0	1.90	(192,16)	C 0
19	2.20	(21, 8)	C 0	2.00	(208,20)	C 0	2.00	(225, 7)	C 0	1.90	(353,18)	C 0	1.90	(192,16)	C 0
20	2.10	(21, 8)	C 0	2.10	(208,20)	C 0	2.10	(225, 7)	C 0	1.90	(192,16)	C 0	1.80	(29, 8)	C 0
21	2.10	(21, 8)	C 0	2.10	(208,20)	C 0	2.00	(225, 7)	C 0	1.80	(192,16)	C 0	1.80	(304,18)	C 0
22	2.20	(21, 8)	C 0	2.10	(208,20)	C 0	2.10	(225, 7)	C 0	1.90	(192,16)	C 0	1.80	(116,21)	C 0
23	2.20	(21, 8)	C 0	2.10	(225, 7)	C 0	2.00	(208,20)	C 0	1.80	(192,16)	C 0	1.80	(251,22)	C 0
24	2.20	(21, 8)	C 0	2.10	(225, 7)	C 0	2.00	(208,20)	C 0	1.90	(47,10)	C 0	1.80	(29, 8)	C 0
25	2.20	(21, 8)	C 0	2.10	(225, 7)	C 0	2.00	(208,20)	C 0	1.90	(47,10)	C 0	1.80	(307,21)	C 0
26	2.20	(21, 8)	C 0	2.10	(225, 7)	C 0	2.00	(208,20)	C 0	1.90	(307,21)	C 0	1.90	(47,10)	C 0
27	2.20	(21, 8)	C 0	2.00	(208,20)	C 0	2.00	(225, 7)	C 0	1.90	(192,16)	C 0	1.90	(47,10)	C 0
28	2.20	(21, 8)	C 0	2.00	(208,20)	C 0	1.90	(116,21)	C 0	1.90	(192,16)	C 0	1.90	(47,10)	C 0
29	2.20	(21, 8)	C 0	1.90	(192,16)	C 0	1.90	(47,10)	C 0	1.90	(225, 7)	C 0	1.80	(304,18)	C 0
30	2.20	(21, 8)	C 0	2.00	(192,16)	C 0	1.90	(47,10)	C 0	1.90	(208,20)	C 0	1.90	(225, 7)	C 0
31	2.20	(21, 8)	C 0	2.00	(47,10)	C 0	2.00	(225, 7)	C 0	1.90	(192,16)	C 0	1.90	(208,20)	C 0
32	2.10	(21, 8)	C 0	2.00	(225, 7)	C 0	1.90	(47,10)	C 0	1.80	(208,20)	C 0	1.70	(27, 8)	C 0
33	2.10	(21, 8)	C 0	1.90	(225, 7)	C 0	1.90	(47,10)	C 0	1.80	(208,20)	C 0	1.80	(307,21)	C 0
34	2.00	(21, 8)	C 0	1.80	(47,10)	C 0	1.80	(225, 7)	C 0	1.80	(208,20)	C 0	1.70	(27, 8)	C 0
35	1.90	(116,21)	C 0	1.80	(21, 8)	C 0	1.80	(307,21)	C 0	1.70	(239, 7)	C 0	1.70	(47,10)	C 0
36	2.20	(307,21)	C 0	2.10	(304,18)	C 0	2.00	(116,21)	C 0	2.00	(297,19)	C 0	1.90	(242,23)	C 0
37	2.70	(307,21)	C 0	2.70	(304,18)	C 0	2.40	(249,17)	C 0	2.30	(242,23)	C 0	2.30	(116,21)	C 0
38	3.90	(304,18)	C 0	3.60	(252, 8)	C 0	3.60	(293,18)	C 0	3.40	(328,20)	C 0	3.20	(192,16)	C 0
39	4.10*	(192,16)	C 0	4.00*	(252, 8)	C 0	4.00	(293,18)	C 0	4.00	(304,18)	C 0	3.60	(344,17)	C 0
40	3.70	(11, 8)	C 0	3.60	(107, 8)	C 0	3.60	(192,16)	C 0	3.50	(11, 9)	C 0	3.50	(252, 8)	C 0
41	4.00	(21, 8)	C 0	3.90	(24,17)	C 0	3.50	(308,15)	C 0	3.30	(11, 8)	C 0	3.10	(24, 8)	C 0
42	3.60	(21, 8)	C 0	3.10	(225, 7)	C 0	3.00	(24,17)	C 0	3.00	(47,10)	C 0	3.00	(208,20)	C 0

JOB: HSS FDR Air Quality Build/70' Jets

RUN: FDR DRIVE BET E 67TH-75TH STS/70' JETS

FIVE HIGHEST 1-HOUR END-TO-END AVERAGE CONCENTRATIONS IN PARTS PER MILLION
INCLUDING AMBIENT BACKGROUND CONCENTRATIONS.

Rcptr	Highest			Second Highest			Third Highest			Fourth Highest			Fifth Highest		
No.	Conc	Ending Day Hr	Calm	Conc	Ending Day Hr	Calm	Conc	Ending Day Hr	Calm	Conc	Ending Day Hr	Calm	Conc	Ending Day Hr	Calm
43	3.00	(21, 8)	C 0	2.80	(225, 7)	C 0	2.70	(47,10)	C 0	2.70	(208,20)	C 0	2.50	(353,18)	C 0
44	2.50	(225, 7)	C 0	2.40	(21, 8)	C 0	2.40	(208,20)	C 0	2.20	(47,10)	C 0	2.10	(251,22)	C 0
45	2.40	(225, 7)	C 0	2.10	(21, 8)	C 0	2.10	(208,20)	C 0	2.00	(29, 8)	C 0	1.90	(27, 8)	C 0
46	2.10	(21, 8)	C 0	2.10	(208,20)	C 0	2.10	(225, 7)	C 0	1.80	(29, 8)	C 0	1.80	(47,10)	C 0
47	2.00	(208,20)	C 0	1.90	(21, 8)	C 0	1.90	(225, 7)	C 0	1.70	(47,10)	C 0	1.70	(192,16)	C 0
48	1.80	(208,20)	C 0	1.80	(225, 7)	C 0	1.80	(21, 8)	C 0	1.70	(192,16)	C 0	1.60	(47,10)	C 0
49	1.90	(21, 8)	C 0	1.80	(208,20)	C 0	1.80	(225, 7)	C 0	1.60	(307,21)	C 0	1.60	(192,16)	C 0
50	1.80	(21, 8)	C 0	1.70	(208,20)	C 0	1.70	(225, 7)	C 0	1.60	(192,16)	C 0	1.60	(252, 8)	C 0
51	1.80	(21, 8)	C 0	1.70	(225, 7)	C 0	1.60	(47,10)	C 0	1.60	(192,16)	C 0	1.60	(208,20)	C 0
52	1.80	(21, 8)	C 0	1.80	(304,18)	C 0	1.70	(225, 7)	C 0	1.60	(192,16)	C 0	1.60	(47,10)	C 0
53	1.80	(304,18)	C 0	1.70	(21, 8)	C 0	1.60	(208,20)	C 0	1.60	(47,10)	C 0	1.60	(225, 7)	C 0
54	1.80	(21, 8)	C 0	1.80	(304,18)	C 0	1.70	(47,10)	C 0	1.70	(225, 7)	C 0	1.60	(208,20)	C 0
55	1.80	(304,18)	C 0	1.70	(21, 8)	C 0	1.70	(47,10)	C 0	1.70	(192,16)	C 0	1.70	(225, 7)	C 0
56	1.70	(21, 8)	C 0	1.70	(225, 7)	C 0	1.60	(208,20)	C 0	1.60	(47,10)	C 0	1.60	(304,18)	C 0
57	2.80	(11, 8)	C 0	2.50	(108, 7)	C 0	2.50	(192,16)	C 0	2.50	(286,19)	C 0	2.40	(11, 7)	C 0
58	2.70	(192,16)	C 0	2.60	(11, 8)	C 0	2.60	(286,19)	C 0	2.60	(344,17)	C 0	2.60	(352,17)	C 0
59	2.60	(192,16)	C 0	2.60	(252, 8)	C 0	2.60	(344,17)	C 0	2.60	(352,17)	C 0	2.50	(293,18)	C 0
60	2.70	(304,18)	C 0	2.70	(252, 8)	C 0	2.60	(293,18)	C 0	2.40	(192,16)	C 0	2.40	(328,20)	C 0

MAXIMUM 8-HOUR AVERAGED LINK CONTRIBUTIONS
IN PARTS PER MILLION (PPM)
INCLUDING AMBIENT BACKGROUND CONCENTRATIONS.

Rcptr No.	Total Conc	Ending Day Hr	Ambient Backgnd	Total Link	Link +1	Link +2	Link +3	Link +4	Link +5	Link +6	Link +7	Link +8	Link +9	Link +10
1	1.42	(238,17)	.00	1.42	.25	.27	.00	.00	.00	.00	.00	.00	.00	.00
			Links	10+	.13	.18	.00	.00	.00	.00	.00	.58	.00	.00
2	1.18	(238,17)	.00	1.18	.03	.57	.00	.00	.00	.00	.00	.00	.00	.00
			Links	10+	.25	.07	.00	.00	.00	.00	.00	.27	.00	.00
3	1.09	(38,22)	.00	1.09	.17	.39	.00	.00	.00	.00	.00	.00	.00	.00
			Links	10+	.04	.17	.00	.00	.00	.00	.00	.31	.00	.00
4	1.15	(304,21)	.00	1.15	.07	.68	.00	.00	.00	.00	.00	.00	.00	.00
			Links	10+	.30	.03	.00	.00	.00	.02	.00	.05	.00	.00
5	1.17	(352,24)	.00	1.17	.13	.53	.00	.00	.00	.00	.00	.00	.00	.00
			Links	10+	.15	.15	.00	.00	.00	.00	.00	.20	.00	.00
6	1.15	(352,24)	.00	1.15	.12	.57	.00	.00	.00	.00	.00	.00	.00	.00
			Links	10+	.17	.12	.00	.00	.00	.00	.00	.18	.00	.00
7	1.12	(352,24)	.00	1.12	.08	.58	.00	.00	.00	.00	.00	.00	.00	.00
			Links	10+	.20	.10	.00	.00	.00	.00	.00	.15	.00	.00

JOB: HSS FDR Air Quality Build/70' Jets

RUN: FDR DRIVE BET E 67TH-75TH STS/70' JETS

LINK CONTRIBUTION TABLES

MAXIMUM 8-HOUR AVERAGED LINK CONTRIBUTIONS
IN PARTS PER MILLION (PPM)
INCLUDING AMBIENT BACKGROUND CONCENTRATIONS.

Rcptr No.	Total Conc	Ending Day Hr	Ambient Backgnd	Total Link	Link +1	Link +2	Link +3	Link +4	Link +5	Link +6	Link +7	Link +8	Link +9	Link +10
8	1.15	(304,21)	.00	1.15	.02	.73	.00	.00	.00	.00	.00	.00	.00	.00
				Links 10+	.32	.03	.00	.00	.00	.02	.00	.03	.00	.00
9	1.12	(352,24)	.00	1.12	.07	.63	.00	.00	.00	.00	.00	.00	.00	.00
				Links 10+	.22	.08	.00	.00	.00	.00	.00	.12	.00	.00
10	1.15	(304,21)	.00	1.15	.02	.73	.00	.00	.00	.00	.00	.00	.00	.00
				Links 10+	.33	.02	.00	.00	.00	.02	.00	.03	.00	.00
11	1.12	(304,21)	.00	1.12	.02	.70	.00	.00	.00	.00	.00	.00	.00	.00
				Links 10+	.33	.02	.00	.00	.00	.02	.00	.03	.00	.00
12	1.12	(352,24)	.00	1.12	.05	.68	.00	.00	.00	.00	.00	.00	.00	.00
				Links 10+	.27	.05	.00	.00	.00	.00	.00	.07	.00	.00
13	1.15	(304,21)	.00	1.15	.02	.73	.00	.00	.00	.00	.00	.00	.00	.00
				Links 10+	.35	.02	.00	.00	.00	.02	.00	.02	.00	.00
14	1.13	(304,21)	.00	1.13	.02	.72	.00	.00	.00	.00	.00	.02	.00	.00
				Links 10+	.33	.02	.00	.00	.00	.02	.00	.02	.00	.00
15	1.10	(352,24)	.00	1.10	.02	.68	.00	.00	.00	.00	.00	.00	.00	.00
				Links 10+	.30	.05	.00	.00	.00	.00	.00	.05	.00	.00
16	1.10	(304,21)	.00	1.10	.02	.70	.00	.00	.02	.00	.00	.02	.00	.00
				Links 10+	.30	.02	.00	.00	.00	.02	.00	.02	.00	.00
17	1.07	(304,21)	.00	1.07	.00	.70	.00	.00	.02	.00	.00	.02	.00	.00
				Links 10+	.30	.02	.00	.00	.00	.00	.00	.02	.00	.00
18	1.13	(304,21)	.00	1.13	.00	.73	.00	.00	.02	.00	.00	.02	.00	.00
				Links 10+	.32	.02	.00	.00	.00	.00	.02	.02	.00	.00
19	1.10	(304,21)	.00	1.10	.00	.70	.00	.00	.02	.00	.00	.02	.00	.00
				Links 10+	.32	.02	.00	.00	.00	.00	.02	.02	.00	.00
20	1.05	(352,24)	.00	1.05	.00	.72	.00	.00	.00	.00	.00	.00	.00	.00
				Links 10+	.32	.00	.00	.00	.00	.00	.00	.02	.00	.00
21	1.05	(304,21)	.00	1.05	.00	.68	.00	.00	.02	.00	.00	.02	.00	.00
				Links 10+	.30	.00	.00	.00	.00	.00	.02	.02	.00	.00
22	1.07	(304,21)	.00	1.07	.00	.70	.00	.00	.02	.00	.02	.02	.00	.00
				Links 10+	.28	.00	.00	.00	.00	.00	.02	.02	.00	.00
23	1.05	(352,24)	.00	1.05	.00	.73	.00	.00	.00	.00	.00	.00	.00	.00
				Links 10+	.32	.00	.00	.00	.00	.00	.00	.00	.00	.00
24	1.07	(352,24)	.00	1.07	.00	.75	.00	.00	.00	.00	.00	.00	.00	.00
				Links 10+	.32	.00	.00	.00	.00	.00	.00	.00	.00	.00
25	1.08	(352,24)	.00	1.08	.00	.73	.00	.00	.00	.00	.00	.00	.00	.00
				Links 10+	.35	.00	.00	.00	.00	.00	.00	.00	.00	.00
26	1.08	(352,24)	.00	1.08	.00	.73	.00	.00	.00	.00	.00	.00	.00	.00
				Links 10+	.35	.00	.00	.00	.00	.00	.00	.00	.00	.00

JOB: HSS FDR Air Quality Build/70' Jets

RUN: FDR DRIVE BET E 67TH-75TH STS/70' JETS

LINK CONTRIBUTION TABLES

MAXIMUM 8-HOUR AVERAGED LINK CONTRIBUTIONS
IN PARTS PER MILLION (PPM)
INCLUDING AMBIENT BACKGROUND CONCENTRATIONS.

Rcptr No.	Total Conc	Ending Day Hr	Ambient Backgnd	Total Link	Link +1	Link +2	Link +3	Link +4	Link +5	Link +6	Link +7	Link +8	Link +9	Link +10
27	1.10	(352,24)	.00	1.10	.00	.75	.00	.00	.00	.00	.00	.00	.00	.00
				Links 10+	.35	.00	.00	.00	.00	.00	.00	.00	.00	.00
28	1.10	(352,24)	.00	1.10	.00	.75	.00	.00	.00	.00	.00	.00	.00	.00
				Links 10+	.35	.00	.00	.00	.00	.00	.00	.00	.00	.00
29	1.08	(352,24)	.00	1.08	.00	.75	.00	.00	.00	.00	.00	.00	.00	.00
				Links 10+	.33	.00	.00	.00	.00	.00	.00	.00	.00	.00
30	1.08	(352,24)	.00	1.08	.00	.75	.00	.00	.00	.00	.00	.00	.00	.02
				Links 10+	.32	.00	.00	.00	.00	.00	.00	.00	.00	.00
31	1.08	(352,24)	.00	1.08	.00	.72	.03	.00	.00	.00	.00	.00	.00	.05
				Links 10+	.28	.00	.00	.00	.00	.00	.00	.00	.00	.00
32	1.02	(352,24)	.00	1.02	.00	.58	.12	.00	.00	.00	.00	.00	.00	.07
				Links 10+	.25	.00	.00	.00	.00	.00	.00	.00	.00	.00
33	.97	(352,24)	.00	.97	.00	.43	.23	.00	.00	.00	.00	.00	.02	.03
				Links 10+	.25	.00	.00	.00	.00	.00	.00	.00	.00	.00
34	.90	(352,24)	.00	.90	.00	.33	.25	.05	.00	.00	.00	.00	.03	.00
				Links 10+	.23	.00	.00	.00	.00	.00	.00	.00	.00	.00
35	.99	(243, 1)	.00	.99	.00	.00	.00	.16	.23	.04	.04	.17	.00	.00
				Links 10+	.00	.00	.00	.00	.00	.00	.34	.00	.00	.00
36	1.19	(243, 1)	.00	1.19	.00	.00	.00	.14	.30	.04	.06	.19	.00	.00
				Links 10+	.00	.00	.00	.00	.00	.00	.46	.00	.00	.00
37	1.41	(267,23)	.00	1.41	.00	.00	.00	.10	.35	.03	.04	.21	.00	.00
				Links 10+	.00	.00	.01	.00	.00	.00	.68	.00	.00	.00
38	1.95	(304,19)	.00	1.95	.00	.00	.00	.08	.43	.02	.02	.25	.02	.00
				Links 10+	.00	.00	.03	.00	.00	.00	1.10	.00	.00	.00
39	2.24	(297,15)	.00	2.24	.00	.00	.00	.00	.47	.00	.00	.29	.00	.00
				Links 10+	.00	.00	.01	.00	.00	.00	1.47	.00	.00	.00
40	2.13	(238,17)	.00	2.13	.00	.00	.00	.00	.45	.00	.00	.25	.00	.00
				Links 10+	.00	.00	.00	.00	.00	.00	1.43	.00	.00	.00
41	1.88	(238,17)	.00	1.88	.00	.00	.00	.00	.47	.00	.00	.28	.00	.00
				Links 10+	.00	.00	.00	.00	.00	.00	1.13	.00	.00	.00
42	1.51	(27,14)	.00	1.51	.00	.08	.00	.05	.33	.00	.00	.08	.04	.03
				Links 10+	.10	.00	.00	.00	.00	.00	.83	.00	.00	.00
43	1.28	(352,24)	.00	1.28	.00	.07	.00	.05	.42	.00	.00	.12	.03	.00
				Links 10+	.07	.00	.02	.00	.00	.00	.52	.00	.00	.00
44	1.12	(352,24)	.00	1.12	.00	.07	.00	.03	.45	.00	.00	.13	.02	.00
				Links 10+	.07	.00	.02	.00	.00	.00	.33	.00	.00	.00
45	1.05	(352,24)	.00	1.05	.00	.07	.00	.02	.48	.00	.00	.15	.00	.00
				Links 10+	.07	.00	.02	.00	.00	.00	.25	.00	.00	.00

JOB: HSS FDR Air Quality Build/70' Jets

RUN: FDR DRIVE BET E 67TH-75TH STS/70' JETS

LINK CONTRIBUTION TABLES

MAXIMUM 8-HOUR AVERAGED LINK CONTRIBUTIONS
IN PARTS PER MILLION (PPM)
INCLUDING AMBIENT BACKGROUND CONCENTRATIONS.

Rcptr No.	Total Conc	Ending Day Hr	Ambient Backgnd	Total Link	Link +1	Link +2	Link +3	Link +4	Link +5	Link +6	Link +7	Link +8	Link +9	Link +10
46	.98	(352,24)	.00	.98	.00	.07	.00	.00	.50	.00	.00	.15	.00	.00
			Links	10+	.07	.00	.02	.00	.00	.00	.18	.00	.00	.00
47	.95	(352,24)	.00	.95	.00	.07	.00	.00	.50	.00	.00	.17	.00	.00
			Links	10+	.07	.00	.02	.00	.00	.00	.13	.00	.00	.00
48	.98	(352,24)	.00	.98	.00	.07	.00	.00	.52	.00	.00	.18	.00	.00
			Links	10+	.07	.00	.02	.00	.00	.00	.13	.00	.00	.00
49	.93	(352,24)	.00	.93	.00	.07	.00	.00	.52	.00	.00	.18	.00	.00
			Links	10+	.07	.00	.02	.00	.00	.00	.08	.00	.00	.00
50	.98	(352,24)	.00	.98	.00	.07	.00	.00	.55	.00	.00	.22	.00	.00
			Links	10+	.07	.00	.02	.00	.00	.00	.07	.00	.00	.00
51	.98	(352,24)	.00	.98	.00	.07	.00	.00	.55	.00	.00	.22	.00	.00
			Links	10+	.07	.00	.02	.00	.00	.00	.07	.00	.00	.00
52	.98	(352,24)	.00	.98	.00	.07	.00	.00	.55	.00	.00	.22	.00	.00
			Links	10+	.07	.00	.02	.00	.00	.00	.07	.00	.00	.00
53	.98	(352,24)	.00	.98	.00	.05	.00	.00	.57	.00	.00	.23	.00	.00
			Links	10+	.05	.00	.02	.00	.00	.00	.07	.00	.00	.00
54	.97	(352,24)	.00	.97	.00	.05	.00	.00	.57	.00	.02	.23	.00	.00
			Links	10+	.05	.00	.00	.00	.00	.00	.05	.00	.00	.00
55	.97	(352,24)	.00	.97	.00	.05	.00	.00	.55	.02	.05	.20	.00	.00
			Links	10+	.05	.00	.00	.00	.00	.00	.05	.00	.00	.00
56	.97	(352,24)	.00	.97	.00	.05	.00	.00	.47	.10	.08	.17	.00	.00
			Links	10+	.05	.00	.00	.00	.00	.00	.05	.00	.00	.00
57	1.50	(238,17)	.00	1.50	.42	.07	.00	.00	.00	.00	.00	.00	.00	.00
			Links	10+	.07	.23	.00	.00	.00	.00	.00	.72	.00	.00
58	1.51	(297,15)	.00	1.51	.41	.11	.00	.00	.00	.00	.00	.00	.00	.00
			Links	10+	.19	.19	.00	.00	.00	.00	.00	.61	.00	.00
59	1.44	(297,15)	.00	1.44	.43	.06	.00	.00	.00	.00	.00	.00	.00	.00
			Links	10+	.10	.26	.00	.00	.00	.00	.00	.60	.00	.00
60	1.42	(304,19)	.00	1.42	.47	.12	.00	.00	.00	.00	.00	.00	.00	.00
			Links	10+	.12	.22	.00	.00	.00	.00	.00	.50	.00	.00

JOB: HSS FDR Air Quality Build/70' Jets

RUN: FDR DRIVE BET E 67TH-75TH STS/70' JETS

LINK CONTRIBUTION TABLES

SECOND HIGHEST 8-HOUR AVERAGED LINK CONTRIBUTIONS
IN PARTS PER MILLION (PPM)
INCLUDING AMBIENT BACKGROUND CONCENTRATIONS.

Rcptr No.	Total Conc	Ending Day Hr	Ambient Backgnd	Total Link	Link +1	Link +2	Link +3	Link +4	Link +5	Link +6	Link +7	Link +8	Link +9	Link +10
1	1.25	(324,13)	.00	1.25	.20	.25	.00	.00	.00	.00	.00	.00	.00	.00
			Links	10+	.15	.16	.00	.00	.00	.00	.00	.49	.00	.00
2	1.09	(114,13)	.00	1.09	.03	.54	.00	.00	.00	.00	.00	.00	.00	.00
			Links	10+	.30	.04	.00	.00	.00	.00	.00	.17	.00	.00
3	1.08	(304,19)	.00	1.08	.00	.70	.00	.00	.00	.00	.00	.00	.00	.00
			Links	10+	.37	.00	.00	.00	.00	.02	.00	.00	.00	.00
4	1.13	(38,22)	.00	1.13	.11	.50	.00	.00	.00	.00	.00	.00	.00	.00
			Links	10+	.09	.14	.00	.00	.00	.00	.00	.29	.00	.00
5	1.15	(304,21)	.00	1.15	.05	.70	.00	.00	.00	.00	.00	.00	.00	.00
			Links	10+	.30	.03	.00	.00	.00	.02	.00	.05	.00	.00
6	1.13	(304,21)	.00	1.13	.03	.68	.00	.00	.00	.00	.00	.00	.00	.00
			Links	10+	.32	.03	.00	.00	.00	.02	.00	.05	.00	.00
7	1.10	(304,21)	.00	1.10	.03	.67	.00	.00	.00	.00	.00	.00	.00	.00
			Links	10+	.30	.03	.00	.00	.00	.02	.00	.05	.00	.00
8	1.12	(352,24)	.00	1.12	.07	.63	.00	.00	.00	.00	.00	.00	.00	.00
			Links	10+	.22	.08	.00	.00	.00	.00	.00	.12	.00	.00
9	1.12	(304,21)	.00	1.12	.02	.70	.00	.00	.00	.00	.00	.00	.00	.00
			Links	10+	.33	.02	.00	.00	.00	.02	.00	.03	.00	.00
10	1.12	(352,24)	.00	1.12	.07	.65	.00	.00	.00	.00	.00	.00	.00	.00
			Links	10+	.23	.07	.00	.00	.00	.00	.00	.10	.00	.00
11	1.10	(352,24)	.00	1.10	.05	.67	.00	.00	.00	.00	.00	.00	.00	.00
			Links	10+	.25	.05	.00	.00	.00	.00	.00	.08	.00	.00
12	1.07	(304,21)	.00	1.07	.02	.68	.00	.00	.00	.00	.00	.00	.00	.00
			Links	10+	.32	.02	.00	.00	.00	.02	.00	.02	.00	.00
13	1.12	(352,24)	.00	1.12	.05	.68	.00	.00	.00	.00	.00	.00	.00	.00
			Links	10+	.28	.05	.00	.00	.00	.00	.00	.05	.00	.00
14	1.12	(352,24)	.00	1.12	.03	.68	.00	.00	.00	.00	.00	.00	.00	.00
			Links	10+	.30	.05	.00	.00	.00	.00	.00	.05	.00	.00
15	1.10	(304,21)	.00	1.10	.02	.70	.00	.00	.02	.00	.00	.02	.00	.00
			Links	10+	.30	.02	.00	.00	.00	.02	.00	.02	.00	.00
16	1.08	(352,24)	.00	1.08	.00	.68	.00	.00	.00	.00	.00	.00	.00	.00
			Links	10+	.30	.05	.00	.00	.00	.00	.00	.05	.00	.00
17	1.03	(352,24)	.00	1.03	.00	.68	.00	.00	.00	.00	.00	.00	.00	.00
			Links	10+	.30	.02	.00	.00	.00	.00	.00	.03	.00	.00
18	1.07	(352,24)	.00	1.07	.00	.72	.00	.00	.00	.00	.00	.00	.00	.00
			Links	10+	.32	.00	.00	.00	.00	.00	.00	.03	.00	.00
19	1.07	(352,24)	.00	1.07	.00	.72	.00	.00	.00	.00	.00	.00	.00	.00
			Links	10+	.32	.00	.00	.00	.00	.00	.00	.03	.00	.00

LINK CONTRIBUTION TABLES

SECOND HIGHEST 8-HOUR AVERAGED LINK CONTRIBUTIONS
IN PARTS PER MILLION (PPM)
INCLUDING AMBIENT BACKGROUND CONCENTRATIONS.

Rcptr No.	Total Conc	Ending Day Hr	Ambient Backgnd	Total Link	Link +1	Link +2	Link +3	Link +4	Link +5	Link +6	Link +7	Link +8	Link +9	Link +10
20	1.05	(304,21)	.00	1.05	.00	.68	.00	.00	.02	.00	.00	.02	.00	.00
				Links 10+	.30	.00	.00	.00	.00	.00	.02	.02	.00	.00
21	1.03	(352,24)	.00	1.03	.00	.72	.00	.00	.00	.00	.00	.00	.00	.00
				Links 10+	.32	.00	.00	.00	.00	.00	.00	.00	.00	.00
22	1.05	(352,24)	.00	1.05	.00	.73	.00	.00	.00	.00	.00	.00	.00	.00
				Links 10+	.32	.00	.00	.00	.00	.00	.00	.00	.00	.00
23	1.03	(304,21)	.00	1.03	.00	.70	.00	.00	.02	.00	.02	.02	.00	.00
				Links 10+	.27	.00	.00	.00	.00	.00	.02	.00	.00	.00
24	1.05	(304,21)	.00	1.05	.00	.68	.02	.00	.02	.00	.02	.02	.00	.00
				Links 10+	.28	.00	.00	.00	.00	.00	.02	.00	.00	.00
25	1.05	(304,21)	.00	1.05	.00	.68	.02	.00	.02	.00	.02	.02	.00	.02
				Links 10+	.27	.00	.00	.00	.00	.00	.02	.00	.00	.00
26	1.03	(304,21)	.00	1.03	.00	.67	.02	.00	.02	.00	.02	.02	.00	.02
				Links 10+	.27	.00	.00	.00	.00	.00	.02	.00	.00	.00
27	1.05	(304,21)	.00	1.05	.00	.67	.03	.02	.02	.02	.02	.02	.00	.02
				Links 10+	.23	.00	.00	.00	.00	.00	.02	.00	.00	.00
28	1.03	(304,21)	.00	1.03	.00	.63	.03	.02	.02	.02	.02	.02	.02	.03
				Links 10+	.22	.00	.00	.00	.00	.00	.02	.00	.00	.00
29	1.05	(304,21)	.00	1.05	.00	.60	.05	.02	.02	.02	.02	.03	.02	.07
				Links 10+	.18	.00	.00	.00	.00	.00	.03	.00	.00	.00
30	1.02	(304,21)	.00	1.02	.00	.52	.12	.03	.03	.02	.02	.03	.02	.08
				Links 10+	.12	.00	.00	.00	.00	.00	.03	.00	.00	.00
31	.99	(47,12)	.00	.99	.00	.66	.00	.00	.00	.00	.00	.00	.00	.00
				Links 10+	.31	.00	.00	.00	.00	.01	.00	.00	.00	.00
32	.94	(27,13)	.00	.94	.00	.61	.01	.00	.00	.00	.00	.00	.00	.00
				Links 10+	.31	.00	.00	.00	.00	.00	.00	.00	.00	.00
33	.94	(27,14)	.00	.94	.00	.46	.15	.00	.00	.00	.00	.00	.00	.00
				Links 10+	.33	.00	.00	.00	.00	.00	.00	.00	.00	.00
34	.89	(27,13)	.00	.89	.00	.35	.24	.00	.00	.00	.00	.00	.00	.01
				Links 10+	.29	.00	.00	.00	.00	.00	.00	.00	.00	.00
35	.95	(267,23)	.00	.95	.00	.00	.00	.20	.20	.03	.03	.18	.03	.00
				Links 10+	.00	.00	.00	.00	.00	.00	.30	.00	.00	.00
36	1.13	(267,23)	.00	1.13	.00	.00	.00	.18	.24	.03	.03	.19	.00	.00
				Links 10+	.00	.00	.01	.00	.00	.00	.46	.00	.00	.00
37	1.39	(243, 1)	.00	1.39	.00	.00	.00	.09	.37	.04	.06	.19	.00	.00
				Links 10+	.00	.00	.00	.00	.00	.00	.64	.00	.00	.00
38	1.73	(252,13)	.00	1.73	.00	.00	.00	.07	.35	.00	.00	.23	.02	.00
				Links 10+	.00	.00	.03	.00	.00	.00	1.03	.00	.00	.00

JOB: HSS FDR Air Quality Build/70' Jets

RUN: FDR DRIVE BET E 67TH-75TH STS/70' JETS

LINK CONTRIBUTION TABLES

SECOND HIGHEST 8-HOUR AVERAGED LINK CONTRIBUTIONS
IN PARTS PER MILLION (PPM)
INCLUDING AMBIENT BACKGROUND CONCENTRATIONS.

Rcptr No.	Total Conc	Ending Day Hr	Ambient Backgnd	Total Link	Link +1	Link +2	Link +3	Link +4	Link +5	Link +6	Link +7	Link +8	Link +9	Link +10
39	2.20	(304,19)	.00	2.20	.00	.00	.00	.00	.52	.02	.02	.27	.00	.00
				Links 10+	.00	.00	.03	.00	.00	.00	1.35	.00	.00	.00
40	2.10	(114,13)	.00	2.10	.00	.00	.00	.00	.41	.00	.00	.23	.00	.00
				Links 10+	.00	.00	.01	.00	.00	.00	1.44	.00	.00	.00
41	1.77	(11,13)	.00	1.77	.00	.00	.00	.00	.40	.01	.01	.25	.00	.00
				Links 10+	.00	.00	.04	.00	.00	.00	1.06	.00	.00	.00
42	1.47	(352,24)	.00	1.47	.00	.08	.00	.05	.38	.00	.00	.08	.05	.00
				Links 10+	.10	.00	.02	.00	.00	.00	.70	.00	.00	.00
43	1.25	(27,13)	.00	1.25	.00	.08	.00	.04	.34	.00	.00	.08	.04	.01
				Links 10+	.11	.00	.00	.00	.00	.00	.56	.00	.00	.00
44	1.08	(27,13)	.00	1.08	.00	.06	.00	.04	.38	.00	.00	.10	.03	.00
				Links 10+	.10	.00	.00	.00	.00	.00	.38	.00	.00	.00
45	1.02	(304,21)	.00	1.02	.00	.02	.00	.02	.57	.02	.05	.22	.00	.00
				Links 10+	.02	.00	.03	.00	.00	.00	.08	.00	.00	.00
46	.95	(304,21)	.00	.95	.00	.02	.00	.00	.55	.03	.05	.20	.00	.00
				Links 10+	.02	.00	.03	.00	.00	.00	.05	.00	.00	.00
47	.92	(304,21)	.00	.92	.00	.02	.00	.00	.52	.03	.05	.20	.00	.00
				Links 10+	.02	.00	.03	.00	.00	.00	.05	.00	.00	.00
48	.88	(304,21)	.00	.88	.00	.02	.00	.00	.50	.03	.05	.20	.00	.00
				Links 10+	.02	.00	.03	.00	.00	.00	.03	.00	.00	.00
49	.90	(304,21)	.00	.90	.00	.02	.00	.00	.50	.05	.05	.20	.00	.00
				Links 10+	.02	.00	.03	.00	.00	.00	.03	.00	.00	.00
50	.92	(304,21)	.00	.92	.00	.02	.00	.00	.53	.05	.07	.20	.00	.00
				Links 10+	.02	.00	.02	.00	.00	.00	.02	.00	.00	.00
51	.90	(304,21)	.00	.90	.00	.02	.00	.00	.52	.07	.10	.17	.00	.00
				Links 10+	.02	.00	.00	.00	.00	.00	.02	.00	.00	.00
52	.90	(304,21)	.00	.90	.00	.02	.00	.00	.50	.08	.12	.15	.00	.00
				Links 10+	.02	.00	.00	.00	.00	.00	.02	.00	.00	.00
53	.93	(304,21)	.00	.93	.00	.02	.00	.00	.47	.13	.15	.13	.00	.00
				Links 10+	.02	.00	.00	.00	.00	.00	.02	.00	.00	.00
54	.95	(304,21)	.00	.95	.00	.02	.00	.00	.43	.18	.18	.10	.00	.00
				Links 10+	.02	.00	.00	.00	.00	.00	.02	.00	.00	.00
55	.93	(304,21)	.00	.93	.00	.02	.00	.00	.33	.27	.23	.05	.00	.00
				Links 10+	.02	.00	.00	.00	.00	.00	.02	.00	.00	.00
56	.85	(304,21)	.00	.85	.00	.02	.00	.00	.13	.40	.23	.03	.00	.00
				Links 10+	.02	.00	.00	.00	.00	.00	.02	.00	.00	.00
57	1.49	(11,13)	.00	1.49	.35	.08	.00	.00	.00	.00	.00	.00	.00	.00
				Links 10+	.04	.24	.00	.00	.00	.00	.00	.79	.00	.00

JOB: HSS FDR Air Quality Build/70' Jets

RUN: FDR DRIVE BET E 67TH-75TH STS/70' JETS

LINK CONTRIBUTION TABLES

SECOND HIGHEST 8-HOUR AVERAGED LINK CONTRIBUTIONS
IN PARTS PER MILLION (PPM)
INCLUDING AMBIENT BACKGROUND CONCENTRATIONS.

Rcptr No.	Total Conc	Ending Day Hr	Ambient Backgnd	Total Link	Link +1	Link +2	Link +3	Link +4	Link +5	Link +6	Link +7	Link +8	Link +9	Link +10
58	1.44	(114,13)	.00	1.44	.44	.01	.00	.00	.00	.00	.00	.00	.00	.00
			Links	10+	.04	.27	.00	.00	.00	.00	.00	.67	.00	.00
59	1.40	(304,19)	.00	1.40	.43	.15	.00	.00	.00	.00	.00	.00	.00	.00
			Links	10+	.17	.17	.00	.00	.00	.00	.00	.48	.00	.00
60	1.28	(252,13)	.00	1.28	.43	.03	.00	.00	.00	.00	.00	.00	.00	.00
			Links	10+	.10	.23	.00	.00	.00	.00	.00	.48	.00	.00

MAXIMUM 1-HOUR AVERAGED LINK CONTRIBUTIONS
IN PARTS PER MILLION (PPM)
INCLUDING AMBIENT BACKGROUND CONCENTRATIONS.

Rcptr No.	Total Conc	Ending Day Hr	Ambient Backgnd	Total Link	Link +1	Link +2	Link +3	Link +4	Link +5	Link +6	Link +7	Link +8	Link +9	Link +10
1	2.40	(24,17)	.00	2.40	.80	.00	.00	.00	.00	.00	.00	.00	.00	.00
			Links	10+	.00	.50	.00	.00	.00	.00	.00	1.10	.00	.00
2	2.80	(24,17)	.00	2.80	.40	.60	.00	.00	.00	.00	.00	.00	.00	.00
			Links	10+	.00	.50	.00	.00	.00	.00	.00	1.30	.00	.00
3	2.50	(21, 8)	.00	2.50	.50	.70	.00	.00	.00	.00	.00	.00	.00	.00
			Links	10+	.00	.50	.00	.00	.00	.00	.00	.80	.00	.00
4	2.60	(21, 8)	.00	2.60	.30	1.00	.00	.00	.00	.00	.00	.00	.00	.00
			Links	10+	.10	.40	.00	.00	.00	.00	.00	.80	.00	.00
5	2.60	(21, 8)	.00	2.60	.20	1.10	.00	.00	.00	.00	.00	.00	.00	.00
			Links	10+	.20	.40	.00	.00	.00	.00	.00	.70	.00	.00
6	2.50	(21, 8)	.00	2.50	.20	1.10	.00	.00	.00	.00	.00	.00	.00	.00
			Links	10+	.30	.30	.00	.00	.00	.00	.00	.60	.00	.00
7	2.30	(21, 8)	.00	2.30	.10	1.20	.00	.00	.00	.00	.00	.00	.00	.00
			Links	10+	.40	.20	.00	.00	.00	.00	.00	.40	.00	.00
8	2.30	(21, 8)	.00	2.30	.10	1.20	.00	.00	.00	.00	.00	.00	.00	.00
			Links	10+	.50	.20	.00	.00	.00	.00	.00	.30	.00	.00
9	2.40	(21, 8)	.00	2.40	.10	1.30	.00	.00	.00	.00	.00	.00	.00	.00
			Links	10+	.50	.20	.00	.00	.00	.00	.00	.30	.00	.00
10	2.30	(21, 8)	.00	2.30	.10	1.30	.00	.00	.00	.00	.00	.00	.00	.00
			Links	10+	.60	.10	.00	.00	.00	.00	.00	.20	.00	.00
11	2.30	(21, 8)	.00	2.30	.10	1.30	.00	.00	.00	.00	.00	.00	.00	.00
			Links	10+	.60	.10	.00	.00	.00	.00	.00	.20	.00	.00
12	2.20	(21, 8)	.00	2.20	.00	1.30	.00	.00	.00	.00	.00	.00	.00	.00
			Links	10+	.60	.10	.00	.00	.00	.00	.00	.20	.00	.00

JOB: HSS FDR Air Quality Build/70' Jets

RUN: FDR DRIVE BET E 67TH-75TH STS/70' JETS

LINK CONTRIBUTION TABLES

MAXIMUM 1-HOUR AVERAGED LINK CONTRIBUTIONS
IN PARTS PER MILLION (PPM)
INCLUDING AMBIENT BACKGROUND CONCENTRATIONS.

Rcptr No.	Total Conc	Ending Day Hr	Ambient Backgnd	Total Link	Link +1	Link +2	Link +3	Link +4	Link +5	Link +6	Link +7	Link +8	Link +9	Link +10
13	2.10	(21, 8)	.00	2.10	.00	1.30	.00	.00	.00	.00	.00	.00	.00	.00
				Links 10+	.60	.10	.00	.00	.00	.00	.00	.10	.00	.00
14	2.10	(225, 7)	.00	2.10	.10	1.20	.00	.00	.00	.00	.00	.00	.00	.00
				Links 10+	.50	.10	.00	.00	.00	.00	.00	.20	.00	.00
15	2.20	(21, 8)	.00	2.20	.00	1.30	.00	.00	.00	.00	.00	.00	.00	.00
				Links 10+	.70	.10	.00	.00	.00	.00	.00	.10	.00	.00
16	2.20	(21, 8)	.00	2.20	.00	1.30	.00	.00	.00	.00	.00	.00	.00	.00
				Links 10+	.70	.10	.00	.00	.00	.00	.00	.10	.00	.00
17	2.10	(21, 8)	.00	2.10	.00	1.30	.00	.00	.00	.00	.00	.00	.00	.00
				Links 10+	.70	.00	.00	.00	.00	.00	.00	.10	.00	.00
18	2.20	(21, 8)	.00	2.20	.00	1.40	.00	.00	.00	.00	.00	.00	.00	.00
				Links 10+	.70	.00	.00	.00	.00	.00	.00	.10	.00	.00
19	2.20	(21, 8)	.00	2.20	.00	1.40	.00	.00	.00	.00	.00	.00	.00	.00
				Links 10+	.70	.00	.00	.00	.00	.00	.00	.10	.00	.00
20	2.10	(21, 8)	.00	2.10	.00	1.40	.00	.00	.00	.00	.00	.00	.00	.00
				Links 10+	.70	.00	.00	.00	.00	.00	.00	.00	.00	.00
21	2.10	(21, 8)	.00	2.10	.00	1.40	.00	.00	.00	.00	.00	.00	.00	.00
				Links 10+	.70	.00	.00	.00	.00	.00	.00	.00	.00	.00
22	2.20	(21, 8)	.00	2.20	.00	1.40	.00	.00	.00	.00	.00	.00	.00	.00
				Links 10+	.70	.00	.00	.00	.00	.10	.00	.00	.00	.00
23	2.20	(21, 8)	.00	2.20	.00	1.40	.00	.00	.00	.00	.00	.00	.00	.00
				Links 10+	.70	.00	.00	.00	.00	.10	.00	.00	.00	.00
24	2.20	(21, 8)	.00	2.20	.00	1.40	.00	.00	.00	.00	.00	.00	.00	.00
				Links 10+	.70	.00	.00	.00	.00	.10	.00	.00	.00	.00
25	2.20	(21, 8)	.00	2.20	.00	1.40	.00	.00	.00	.00	.00	.00	.00	.00
				Links 10+	.70	.00	.00	.00	.00	.10	.00	.00	.00	.00
26	2.20	(21, 8)	.00	2.20	.00	1.40	.00	.00	.00	.00	.00	.00	.00	.00
				Links 10+	.70	.00	.00	.00	.00	.10	.00	.00	.00	.00
27	2.20	(21, 8)	.00	2.20	.00	1.40	.00	.00	.00	.00	.00	.00	.00	.00
				Links 10+	.70	.00	.00	.00	.00	.10	.00	.00	.00	.00
28	2.20	(21, 8)	.00	2.20	.00	1.40	.00	.00	.00	.00	.00	.00	.00	.00
				Links 10+	.70	.00	.00	.00	.00	.10	.00	.00	.00	.00
29	2.20	(21, 8)	.00	2.20	.00	1.40	.00	.00	.00	.00	.00	.00	.00	.00
				Links 10+	.70	.00	.00	.00	.00	.10	.00	.00	.00	.00
30	2.20	(21, 8)	.00	2.20	.00	1.40	.00	.00	.00	.00	.00	.00	.00	.00
				Links 10+	.70	.00	.00	.00	.00	.10	.00	.00	.00	.00
31	2.20	(21, 8)	.00	2.20	.00	1.40	.00	.00	.00	.00	.00	.00	.00	.00
				Links 10+	.70	.00	.00	.00	.00	.10	.00	.00	.00	.00

JOB: HSS FDR Air Quality Build/70' Jets

RUN: FDR DRIVE BET E 67TH-75TH STS/70' JETS

LINK CONTRIBUTION TABLES

MAXIMUM 1-HOUR AVERAGED LINK CONTRIBUTIONS
IN PARTS PER MILLION (PPM)
INCLUDING AMBIENT BACKGROUND CONCENTRATIONS.

Rcptr No.	Total Conc	Ending Day Hr	Ambient Backgnd	Total Link	Link +1	Link +2	Link +3	Link +4	Link +5	Link +6	Link +7	Link +8	Link +9	Link +10
32	2.10	(21, 8)	.00	2.10	.00	1.30	.00	.00	.00	.00	.00	.00	.00	.00
				Links 10+	.70	.00	.00	.00	.00	.10	.00	.00	.00	.00
33	2.10	(21, 8)	.00	2.10	.00	.90	.40	.00	.00	.00	.00	.00	.00	.00
				Links 10+	.70	.00	.00	.00	.00	.10	.00	.00	.00	.00
34	2.00	(21, 8)	.00	2.00	.00	.60	.60	.00	.00	.00	.00	.00	.00	.00
				Links 10+	.70	.00	.00	.00	.00	.10	.00	.00	.00	.00
35	1.90	(116,21)	.00	1.90	.00	.00	.00	.30	.50	.10	.10	.30	.00	.00
				Links 10+	.00	.00	.00	.00	.00	.00	.60	.00	.00	.00
36	2.20	(307,21)	.00	2.20	.00	.00	.00	.30	.50	.10	.10	.30	.00	.00
				Links 10+	.00	.00	.00	.00	.00	.00	.90	.00	.00	.00
37	2.70	(307,21)	.00	2.70	.00	.00	.00	.20	.70	.10	.10	.40	.00	.00
				Links 10+	.00	.00	.00	.00	.00	.00	1.20	.00	.00	.00
38	3.90	(304,18)	.00	3.90	.00	.00	.00	.10	.90	.00	.00	.50	.00	.00
				Links 10+	.00	.00	.10	.00	.00	.00	2.30	.00	.00	.00
39	4.10	(192,16)	.00	4.10	.00	.00	.00	.00	1.00	.00	.00	.50	.00	.00
				Links 10+	.00	.00	.10	.00	.00	.00	2.50	.00	.00	.00
40	3.70	(11, 8)	.00	3.70	.00	.00	.00	.00	.70	.00	.00	.40	.00	.00
				Links 10+	.00	.00	.10	.00	.00	.00	2.50	.00	.00	.00
41	4.00	(21, 8)	.00	4.00	.00	.10	.10	.20	.70	.00	.00	.10	.20	.10
				Links 10+	.20	.00	.00	.00	.00	.00	2.30	.00	.00	.00
42	3.60	(21, 8)	.00	3.60	.00	.10	.00	.10	.80	.00	.00	.10	.10	.10
				Links 10+	.20	.00	.00	.00	.00	.00	2.10	.00	.00	.00
43	3.00	(21, 8)	.00	3.00	.00	.10	.00	.10	.90	.00	.00	.20	.10	.10
				Links 10+	.10	.00	.00	.00	.00	.00	1.40	.00	.00	.00
44	2.50	(225, 7)	.00	2.50	.00	.20	.00	.10	.70	.00	.00	.10	.10	.10
				Links 10+	.30	.00	.00	.00	.00	.00	.90	.00	.00	.00
45	2.40	(225, 7)	.00	2.40	.00	.20	.00	.10	.80	.00	.00	.20	.10	.10
				Links 10+	.20	.00	.00	.00	.00	.00	.70	.00	.00	.00
46	2.10	(21, 8)	.00	2.10	.00	.10	.00	.00	1.00	.00	.00	.40	.10	.00
				Links 10+	.10	.00	.00	.00	.00	.00	.40	.00	.00	.00
47	2.00	(208,20)	.00	2.00	.00	.20	.00	.10	.80	.00	.00	.20	.10	.00
				Links 10+	.20	.00	.00	.00	.00	.00	.40	.00	.00	.00
48	1.80	(208,20)	.00	1.80	.00	.20	.00	.00	.90	.00	.00	.20	.00	.00
				Links 10+	.20	.00	.00	.00	.00	.00	.30	.00	.00	.00
49	1.90	(21, 8)	.00	1.90	.00	.00	.00	.00	1.00	.00	.00	.50	.00	.00
				Links 10+	.10	.00	.10	.00	.00	.00	.20	.00	.00	.00
50	1.80	(21, 8)	.00	1.80	.00	.00	.00	.00	1.00	.00	.00	.50	.00	.00
				Links 10+	.10	.00	.10	.00	.00	.00	.10	.00	.00	.00

LINK CONTRIBUTION TABLES

MAXIMUM 1-HOUR AVERAGED LINK CONTRIBUTIONS
IN PARTS PER MILLION (PPM)
INCLUDING AMBIENT BACKGROUND CONCENTRATIONS.

Rcptr No.	Total Conc	Ending Day Hr	Ambient Backgnd	Total Link	Link +1	Link +2	Link +3	Link +4	Link +5	Link +6	Link +7	Link +8	Link +9	Link +10
51	1.80	(21, 8)	.00	1.80	.00	.00	.00	.00	1.00	.00	.00	.50	.00	.00
				Links 10+	.10	.00	.10	.00	.00	.00	.10	.00	.00	.00
52	1.80	(21, 8)	.00	1.80	.00	.00	.00	.00	1.00	.00	.00	.50	.00	.00
				Links 10+	.10	.00	.10	.00	.00	.00	.10	.00	.00	.00
53	1.80	(304,18)	.00	1.80	.00	.00	.00	.00	.80	.30	.50	.20	.00	.00
				Links 10+	.00	.00	.00	.00	.00	.00	.00	.00	.00	.00
54	1.80	(21, 8)	.00	1.80	.00	.00	.00	.00	1.10	.00	.00	.50	.00	.00
				Links 10+	.00	.00	.10	.00	.00	.00	.10	.00	.00	.00
55	1.80	(304,18)	.00	1.80	.00	.00	.00	.00	.40	.70	.70	.00	.00	.00
				Links 10+	.00	.00	.00	.00	.00	.00	.00	.00	.00	.00
56	1.70	(21, 8)	.00	1.70	.00	.00	.00	.00	1.10	.00	.00	.50	.00	.00
				Links 10+	.00	.00	.10	.00	.00	.00	.00	.00	.00	.00
57	2.80	(11, 8)	.00	2.80	.70	.00	.00	.00	.00	.00	.00	.00	.00	.00
				Links 10+	.00	.50	.00	.00	.00	.00	.00	1.60	.00	.00
58	2.70	(192,16)	.00	2.70	.70	.40	.00	.00	.00	.00	.00	.00	.00	.00
				Links 10+	.40	.30	.00	.00	.00	.00	.00	.90	.00	.00
59	2.60	(192,16)	.00	2.60	.80	.30	.00	.00	.00	.00	.00	.00	.00	.00
				Links 10+	.30	.30	.00	.00	.00	.00	.00	.90	.00	.00
60	2.70	(304,18)	.00	2.70	.90	.20	.00	.00	.00	.00	.00	.00	.00	.00
				Links 10+	.30	.30	.00	.00	.00	.00	.00	1.00	.00	.00

SECOND HIGHEST 1-HOUR AVERAGED LINK CONTRIBUTIONS
IN PARTS PER MILLION (PPM)
INCLUDING AMBIENT BACKGROUND CONCENTRATIONS.

Rcptr No.	Total Conc	Ending Day Hr	Ambient Backgnd	Total Link	Link +1	Link +2	Link +3	Link +4	Link +5	Link +6	Link +7	Link +8	Link +9	Link +10
1	2.30	(108, 7)	.00	2.30	.40	.30	.00	.00	.00	.00	.00	.00	.00	.00
				Links 10+	.20	.30	.00	.00	.00	.00	.00	1.10	.00	.00
2	2.40	(308,15)	.00	2.40	.50	.40	.00	.00	.00	.00	.00	.00	.00	.00
				Links 10+	.00	.50	.00	.00	.00	.00	.00	1.00	.00	.00
3	2.50	(24,17)	.00	2.50	.10	.90	.00	.00	.00	.00	.00	.00	.00	.00
				Links 10+	.20	.30	.00	.00	.00	.00	.00	1.00	.00	.00
4	2.40	(24,17)	.00	2.40	.10	1.10	.00	.00	.00	.00	.00	.00	.00	.00
				Links 10+	.40	.20	.00	.00	.00	.00	.00	.60	.00	.00
5	2.10	(70,17)	.00	2.10	.20	.90	.00	.00	.00	.00	.00	.00	.00	.00
				Links 10+	.20	.30	.00	.00	.00	.00	.00	.50	.00	.00

JOB: HSS FDR Air Quality Build/70' Jets

RUN: FDR DRIVE BET E 67TH-75TH STS/70' JETS

LINK CONTRIBUTION TABLES

SECOND HIGHEST 1-HOUR AVERAGED LINK CONTRIBUTIONS
IN PARTS PER MILLION (PPM)
INCLUDING AMBIENT BACKGROUND CONCENTRATIONS.

Rcptr No.	Total Conc	Ending Day Hr	Ambient Backgnd	Total Link	Link +1	Link +2	Link +3	Link +4	Link +5	Link +6	Link +7	Link +8	Link +9	Link +10
6	2.10	(47,10)	.00	2.10	.20	.90	.00	.00	.00	.00	.00	.00	.00	.00
				Links 10+	.20	.30	.00	.00	.00	.00	.00	.50	.00	.00
7	2.00	(225, 7)	.00	2.00	.20	.90	.00	.00	.00	.00	.00	.00	.00	.00
				Links 10+	.20	.30	.00	.00	.00	.00	.00	.40	.00	.00
8	2.10	(304,18)	.00	2.10	.00	1.30	.00	.00	.00	.00	.00	.00	.00	.00
				Links 10+	.70	.00	.00	.00	.00	.10	.00	.00	.00	.00
9	2.10	(304,18)	.00	2.10	.00	1.30	.00	.00	.00	.00	.00	.00	.00	.00
				Links 10+	.70	.00	.00	.00	.00	.10	.00	.00	.00	.00
10	2.10	(304,18)	.00	2.10	.00	1.30	.00	.00	.00	.00	.00	.00	.00	.00
				Links 10+	.70	.00	.00	.00	.00	.10	.00	.00	.00	.00
11	2.10	(304,18)	.00	2.10	.00	1.30	.00	.00	.00	.00	.00	.00	.00	.00
				Links 10+	.70	.00	.00	.00	.00	.10	.00	.00	.00	.00
12	2.00	(225, 7)	.00	2.00	.10	1.10	.00	.00	.00	.00	.00	.00	.00	.00
				Links 10+	.40	.20	.00	.00	.00	.00	.00	.20	.00	.00
13	2.10	(304,18)	.00	2.10	.00	1.30	.00	.00	.00	.00	.00	.00	.00	.00
				Links 10+	.70	.00	.00	.00	.00	.10	.00	.00	.00	.00
14	2.10	(21, 8)	.00	2.10	.00	1.30	.00	.00	.00	.00	.00	.00	.00	.00
				Links 10+	.60	.10	.00	.00	.00	.00	.00	.10	.00	.00
15	2.00	(225, 7)	.00	2.00	.10	1.20	.00	.00	.00	.00	.00	.00	.00	.00
				Links 10+	.50	.10	.00	.00	.00	.00	.00	.10	.00	.00
16	2.00	(225, 7)	.00	2.00	.10	1.20	.00	.00	.00	.00	.00	.00	.00	.00
				Links 10+	.50	.10	.00	.00	.00	.00	.00	.10	.00	.00
17	2.00	(225, 7)	.00	2.00	.10	1.20	.00	.00	.00	.00	.00	.00	.00	.00
				Links 10+	.50	.10	.00	.00	.00	.00	.00	.10	.00	.00
18	2.00	(208,20)	.00	2.00	.10	1.30	.00	.00	.00	.00	.00	.00	.00	.00
				Links 10+	.40	.10	.00	.00	.00	.00	.00	.10	.00	.00
19	2.00	(208,20)	.00	2.00	.10	1.30	.00	.00	.00	.00	.00	.00	.00	.00
				Links 10+	.40	.10	.00	.00	.00	.00	.00	.10	.00	.00
20	2.10	(208,20)	.00	2.10	.10	1.30	.00	.00	.00	.00	.00	.00	.00	.00
				Links 10+	.50	.10	.00	.00	.00	.00	.00	.10	.00	.00
21	2.10	(208,20)	.00	2.10	.10	1.30	.00	.00	.00	.00	.00	.00	.00	.00
				Links 10+	.50	.10	.00	.00	.00	.00	.00	.10	.00	.00
22	2.10	(208,20)	.00	2.10	.10	1.30	.00	.00	.00	.00	.00	.00	.00	.00
				Links 10+	.50	.10	.00	.00	.00	.00	.00	.10	.00	.00
23	2.10	(225, 7)	.00	2.10	.00	1.30	.00	.00	.00	.00	.00	.00	.00	.00
				Links 10+	.60	.10	.00	.00	.00	.00	.00	.10	.00	.00
24	2.10	(225, 7)	.00	2.10	.00	1.30	.00	.00	.00	.00	.00	.00	.00	.00
				Links 10+	.60	.10	.00	.00	.00	.00	.00	.10	.00	.00

JOB: HSS FDR Air Quality Build/70' Jets

RUN: FDR DRIVE BET E 67TH-75TH STS/70' JETS

LINK CONTRIBUTION TABLES

SECOND HIGHEST 1-HOUR AVERAGED LINK CONTRIBUTIONS
IN PARTS PER MILLION (PPM)
INCLUDING AMBIENT BACKGROUND CONCENTRATIONS.

Rcptr No.	Total Conc	Ending Day Hr	Ambient Backgnd	Total Link	Link +1	Link +2	Link +3	Link +4	Link +5	Link +6	Link +7	Link +8	Link +9	Link +10
25	2.10	(225, 7)	.00	2.10	.00	1.30	.00	.00	.00	.00	.00	.00	.00	.00
			Links	10+	.60	.10	.00	.00	.00	.00	.00	.10	.00	.00
26	2.10	(225, 7)	.00	2.10	.00	1.30	.00	.00	.00	.00	.00	.00	.00	.00
			Links	10+	.60	.10	.00	.00	.00	.00	.00	.10	.00	.00
27	2.00	(208,20)	.00	2.00	.00	1.40	.00	.00	.00	.00	.00	.00	.00	.00
			Links	10+	.50	.00	.00	.00	.00	.00	.00	.10	.00	.00
28	2.00	(208,20)	.00	2.00	.00	1.40	.00	.00	.00	.00	.00	.00	.00	.00
			Links	10+	.50	.00	.00	.00	.00	.00	.00	.10	.00	.00
29	1.90	(192,16)	.00	1.90	.00	1.00	.10	.00	.10	.00	.00	.10	.00	.10
			Links	10+	.40	.00	.00	.00	.00	.00	.10	.00	.00	.00
30	2.00	(192,16)	.00	2.00	.00	.90	.20	.10	.10	.00	.00	.10	.10	.10
			Links	10+	.30	.00	.00	.00	.00	.00	.10	.00	.00	.00
31	2.00	(47,10)	.00	2.00	.00	1.20	.00	.00	.00	.00	.00	.00	.00	.00
			Links	10+	.70	.00	.00	.00	.00	.10	.00	.00	.00	.00
32	2.00	(225, 7)	.00	2.00	.00	1.30	.00	.00	.00	.00	.00	.00	.00	.00
			Links	10+	.70	.00	.00	.00	.00	.00	.00	.00	.00	.00
33	1.90	(225, 7)	.00	1.90	.00	1.00	.20	.00	.00	.00	.00	.00	.00	.00
			Links	10+	.70	.00	.00	.00	.00	.00	.00	.00	.00	.00
34	1.80	(47,10)	.00	1.80	.00	.60	.50	.00	.00	.00	.00	.00	.00	.00
			Links	10+	.60	.00	.00	.00	.00	.10	.00	.00	.00	.00
35	1.80	(21, 8)	.00	1.80	.00	.40	.50	.10	.00	.00	.00	.00	.00	.10
			Links	10+	.60	.00	.00	.00	.00	.10	.00	.00	.00	.00
36	2.10	(304,18)	.00	2.10	.00	.00	.00	.50	.30	.00	.00	.40	.10	.00
			Links	10+	.00	.00	.10	.00	.00	.00	.70	.00	.00	.00
37	2.70	(304,18)	.00	2.70	.00	.00	.00	.30	.50	.00	.00	.50	.00	.00
			Links	10+	.00	.00	.10	.00	.00	.00	1.30	.00	.00	.00
38	3.60	(252, 8)	.00	3.60	.00	.00	.00	.10	.70	.00	.00	.50	.00	.00
			Links	10+	.00	.00	.10	.00	.00	.00	2.20	.00	.00	.00
39	4.00	(252, 8)	.00	4.00	.00	.00	.00	.00	.80	.00	.00	.50	.00	.00
			Links	10+	.00	.00	.10	.00	.00	.00	2.60	.00	.00	.00
40	3.60	(107, 8)	.00	3.60	.00	.00	.00	.00	.70	.00	.00	.40	.00	.00
			Links	10+	.00	.00	.10	.00	.00	.00	2.40	.00	.00	.00
41	3.90	(24,17)	.00	3.90	.00	.00	.00	.00	.80	.00	.00	.30	.10	.00
			Links	10+	.00	.00	.00	.00	.00	.00	2.70	.00	.00	.00
42	3.10	(225, 7)	.00	3.10	.00	.20	.10	.10	.60	.00	.00	.00	.10	.10
			Links	10+	.30	.00	.00	.00	.00	.00	1.60	.00	.00	.00
43	2.80	(225, 7)	.00	2.80	.00	.20	.10	.10	.60	.00	.00	.10	.10	.10
			Links	10+	.30	.00	.00	.00	.00	.00	1.20	.00	.00	.00

JOB: HSS FDR Air Quality Build/70' Jets

RUN: FDR DRIVE BET E 67TH-75TH STS/70' JETS

LINK CONTRIBUTION TABLES

SECOND HIGHEST 1-HOUR AVERAGED LINK CONTRIBUTIONS
IN PARTS PER MILLION (PPM)
INCLUDING AMBIENT BACKGROUND CONCENTRATIONS.

Rcptr No.	Total Conc	Ending Day Hr	Ambient Backgnd	Total Link	Link +1	Link +2	Link +3	Link +4	Link +5	Link +6	Link +7	Link +8	Link +9	Link +10
44	2.40	(21, 8)	.00	2.40	.00	.10	.00	.10	.90	.00	.00	.30	.10	.00
				Links 10+	.10	.00	.00	.00	.00	.00	.80	.00	.00	.00
45	2.10	(21, 8)	.00	2.10	.00	.10	.00	.00	1.00	.00	.00	.30	.10	.00
				Links 10+	.10	.00	.00	.00	.00	.00	.50	.00	.00	.00
46	2.10	(208,20)	.00	2.10	.00	.20	.00	.10	.80	.00	.00	.20	.10	.00
				Links 10+	.20	.00	.00	.00	.00	.00	.50	.00	.00	.00
47	1.90	(21, 8)	.00	1.90	.00	.00	.00	.00	1.00	.00	.00	.40	.10	.00
				Links 10+	.10	.00	.00	.00	.00	.00	.30	.00	.00	.00
48	1.80	(225, 7)	.00	1.80	.00	.10	.00	.00	.80	.00	.00	.30	.10	.00
				Links 10+	.20	.00	.00	.00	.00	.00	.30	.00	.00	.00
49	1.80	(208,20)	.00	1.80	.00	.20	.00	.00	.90	.00	.00	.20	.00	.00
				Links 10+	.20	.00	.00	.00	.00	.00	.30	.00	.00	.00
50	1.70	(208,20)	.00	1.70	.00	.10	.00	.00	.90	.00	.00	.30	.00	.00
				Links 10+	.20	.00	.00	.00	.00	.00	.20	.00	.00	.00
51	1.70	(225, 7)	.00	1.70	.00	.10	.00	.00	.90	.00	.00	.30	.00	.00
				Links 10+	.20	.00	.00	.00	.00	.00	.20	.00	.00	.00
52	1.80	(304,18)	.00	1.80	.00	.00	.00	.00	.90	.20	.40	.30	.00	.00
				Links 10+	.00	.00	.00	.00	.00	.00	.00	.00	.00	.00
53	1.70	(21, 8)	.00	1.70	.00	.00	.00	.00	1.00	.00	.00	.50	.00	.00
				Links 10+	.00	.00	.10	.00	.00	.00	.10	.00	.00	.00
54	1.80	(304,18)	.00	1.80	.00	.00	.00	.00	.70	.40	.60	.10	.00	.00
				Links 10+	.00	.00	.00	.00	.00	.00	.00	.00	.00	.00
55	1.70	(21, 8)	.00	1.70	.00	.00	.00	.00	1.10	.00	.00	.50	.00	.00
				Links 10+	.00	.00	.10	.00	.00	.00	.00	.00	.00	.00
56	1.70	(225, 7)	.00	1.70	.00	.10	.00	.00	1.00	.00	.00	.40	.00	.00
				Links 10+	.10	.00	.00	.00	.00	.00	.10	.00	.00	.00
57	2.50	(108, 7)	.00	2.50	.60	.00	.00	.00	.00	.00	.00	.00	.00	.00
				Links 10+	.00	.50	.00	.00	.00	.00	.00	1.40	.00	.00
58	2.60	(11, 8)	.00	2.60	.70	.00	.00	.00	.00	.00	.00	.00	.00	.00
				Links 10+	.00	.50	.00	.00	.00	.00	.00	1.40	.00	.00
59	2.60	(252, 8)	.00	2.60	.80	.10	.00	.00	.00	.00	.00	.00	.00	.00
				Links 10+	.30	.30	.00	.00	.00	.00	.00	1.10	.00	.00
60	2.70	(252, 8)	.00	2.70	.80	.00	.00	.00	.00	.00	.00	.00	.00	.00
				Links 10+	.20	.40	.00	.00	.00	.00	.00	1.30	.00	.00

JOB: HSS FDR Air Quality Build/70' Jets

RUN: FDR DRIVE BET E 67TH-75TH STS/70' JETS

CALM DURATION FREQUENCY

Hours of Consecutive Calm Winds	Frequency of Occurrence	(Julian day/hour ending) of Significant Occurrences
1	95	(29, 7)(38,12)(47, 5)(51, 3)(52, 6)(59,23)(61, 4)(66,21)(73, 1)(75, 6) (78, 5)(83, 9)(88, 5)(90,19)(97, 8)(103, 2)(104,11)(106,14)(107, 9)(108, 4) (108, 8)(110, 2)(110,12)(110,16)(111,12)(114, 1)(114, 6)(116, 1)(119, 3)(121, 1) (125,11)(125,13)(129,23)(130, 1)(133, 3)(159, 1)(159, 4)(167,22)(168,22)(169, 5) (177,10)(180,16)(181, 2)(183,12)(192,17)(196, 8)(200,18)(212,16)(212,24)(213,24) (215,10)(215,24)(216, 2)(222,14)(225, 4)(225, 8)(231,12)(238, 5)(242,22)(247, 5) (249,13)(249,24)(250, 2)(250, 4)(250, 8)(251,24)(252, 7)(252,10)(253, 4)(254, 4) (260,15)(260,19)(260,24)(273, 1)(273, 4)(282, 2)(286,18)(290,15)(294, 1)(294, 3) (297,11)(297,22)(304,14)(304,19)(311,23)(323,11)(325, 2)(325,13)(328,21)(329, 9) (330,16)(331, 1)(344,11)(352,16)(356,13)
2	23	(38,15)(50,10)(50,14)(108,12)(117, 7)(152, 1)(167, 6)(170, 2)(179,22)(190,22) (199, 1)(213, 4)(238,11)(238,23)(246,10)(251, 8)(251,11)(252, 4)(273, 7)(329, 6) (339, 2)(343,13)(352,19)
3	8	(45, 9)(48, 1)(66,11)(130, 7)(150, 7)(239, 3)(352,13)(354, 5)
4	4	(97,13)(127,24)(177, 8)(256, 5)
5	2	(73,15)(262, 5)
7	1	(11, 1)
9	1	(169,18)
10	1	(170,20)
16	1	(299,11)

Program terminated normally

DATE : 7/18/ 8
TIME : 14:35:50

JOB: HSS FDR Air Quality Build/70' Jets RUN: FDR DRIVE BET E 67TH-75TH STS/70' JETS

General Information

Run start date: 1/ 1/ 3 Julian: 1
end date: 12/31/ 3 Julian: 365

A Tier 2 approach was used for input data preparation.

The MODE flag has been set to C for calculating CO averages.

Ambient background concentrations are included in the averages below.

Site & Meteorological Constants

VS = .0 CM/S VD = .0 CM/S Z0 = 175. CM ATIM = 60.

Met. Sfc. Sta. Id & Yr = 72503 2003
Upper Air Sta. Id & Yr = 94703 2003

CAUTION: The input years for the Run and Meteorological data differ. The respective values are: 3 and 2003.

Urban mixing heights were processed.

In 2003, Julian day 1 is a Wednesday.

The patterns from the input file have been assigned as follows:

Pattern # 1 is assigned to Monday.
Pattern # 1 is assigned to Tuesday.
Pattern # 1 is assigned to Wednesday.
Pattern # 1 is assigned to Thursday.
Pattern # 1 is assigned to Friday.
Pattern # 1 is assigned to Saturday.
Pattern # 1 is assigned to Sunday.

Link Data Constants - (Variable data in *.LNK file)

	LINK DESCRIPTION	LINK COORDINATES (FT) X1	Y1	X2	Y2	LENGTH (FT)	BRG (DEG)	TYPE	H (FT)	W (FT)	NLANES
1.	FDR N/B 67th-68th St	-132.0	-225.0	15.0	-10.0	260.	34.	AG	.0	36.0	
2.	FDR N/B 68th-71st St	15.0	-10.0	438.0	608.0	749.	34.	AG	.0	36.0	
3.	FDR N/B 71st St-Site	438.0	608.0	472.0	657.0	60.	35.	AG	.0	36.0	
4.	FDR N/B Site-itself	472.0	657.0	530.0	743.0	104.	34.	AG	.0	36.0	
5.	FDR N/B Site-73rd St	530.0	743.0	773.0	1098.0	430.	34.	AG	.0	36.0	
6.	FDR N/B 73rd-75th St	773.0	1098.0	1056.0	1625.0	598.	28.	AG	.0	36.0	

JOB: HSS FDR Air Quality Build/70' Jets

RUN: FDR DRIVE BET E 67TH-75TH STS/70' JETS

Link Data Constants - (Variable data in *.LNK file)

	LINK DESCRIPTION	LINK COORDINATES (FT) X1	Y1	X2	Y2	LENGTH (FT)	BRG (DEG)	TYPE	H (FT)	W (FT)	NLANES
7.	FDR S/B 75th-73rd St	743.0	1118.0	1026.0	1645.0	598.	28.	AG	.0	36.0	
8.	FDR S/B 73rd St-Site	500.0	763.0	743.0	1118.0	430.	34.	AG	.0	36.0	
9.	FDR S/B Site-itself	442.0	679.0	500.0	763.0	102.	35.	AG	.0	36.0	
10.	FDR S/B Site-71st St	408.0	628.0	442.0	679.0	61.	34.	AG	.0	36.0	
11.	FDR S/B 71st-68th St	-15.0	10.0	408.0	628.0	749.	34.	AG	.0	36.0	
12.	FDR S/B 68th-67th St	-162.0	-205.0	-15.0	10.0	260.	34.	AG	.0	36.0	
13.	FDR Service 73-Site	477.0	779.0	720.0	1134.0	430.	34.	AG	.0	32.0	
14.	FDR Service Rd Site	419.0	695.0	477.0	779.0	102.	35.	AG	.0	32.0	
15.	FDR Service Site-71	385.0	644.0	419.0	695.0	61.	34.	AG	.0	32.0	
16.	FDR Service 68-71 St	-38.0	26.0	385.0	644.0	749.	34.	AG	.0	32.0	
17.	FDR N/B 70' Jet 71St	530.0	743.0	570.0	800.0	70.	35.	AG	.0	32.0	
18.	FDR S/B 70' Jet 68St	-15.0	10.0	-55.0	-47.0	70.	215.	AG	.0	32.0	

Receptor Data

	RECEPTOR	COORDINATES (FT) X	Y	Z
1.	RECEPTOR 1	34.0	-23.0	6.0
2.	RECEPTOR 2	48.0	-4.0	6.0
3.	RECEPTOR 3	62.0	17.0	6.0
4.	RECEPTOR 4	75.0	37.0	6.0
5.	RECEPTOR 5	89.0	57.0	6.0
6.	RECEPTOR 6	103.0	77.0	6.0
7.	RECEPTOR 7	117.0	97.0	6.0
8.	RECEPTOR 8	130.0	117.0	6.0
9.	RECEPTOR 9	144.0	137.0	6.0
10.	RECEPTOR 10	158.0	158.0	6.0
11.	RECEPTOR 11	172.0	178.0	6.0
12.	RECEPTOR 12	186.0	198.0	6.0
13.	RECEPTOR 13	199.0	218.0	6.0
14.	RECEPTOR 14	213.0	238.0	6.0
15.	RECEPTOR 15	227.0	258.0	6.0
16.	RECEPTOR 16	241.0	278.0	6.0
17.	RECEPTOR 17	255.0	299.0	6.0
18.	RECEPTOR 18	268.0	319.0	6.0
19.	RECEPTOR 19	282.0	339.0	6.0
20.	RECEPTOR 20	296.0	359.0	6.0
21.	RECEPTOR 21	310.0	379.0	6.0
22.	RECEPTOR 22	323.0	399.0	6.0

JOB: HSS FDR Air Quality Build/70' Jets

RUN: FDR DRIVE BET E 67TH-75TH STS/70' JETS

Receptor Data

RECEPTOR	COORDINATES (FT) X	Y	Z
23. RECEPTOR 23	337.0	419.0	6.0
24. RECEPTOR 24	351.0	440.0	6.0
25. RECEPTOR 25	365.0	460.0	6.0
26. RECEPTOR 26	379.0	480.0	6.0
27. RECEPTOR 27	392.0	500.0	6.0
28. RECEPTOR 28	406.0	520.0	6.0
29. RECEPTOR 29	420.0	540.0	6.0
30. RECEPTOR 30	434.0	561.0	6.0
31. RECEPTOR 31	447.0	581.0	6.0
32. RECEPTOR 32	461.0	601.0	6.0
33. RECEPTOR 33	475.0	621.0	6.0
34. RECEPTOR 34	489.0	641.0	6.0
35. RECEPTOR 35	503.0	661.0	6.0
36. RECEPTOR 36	516.0	681.0	6.0
37. RECEPTOR 37	530.0	702.0	6.0
38. RECEPTOR 38	544.0	722.0	6.0
39. RECEPTOR 39	558.0	742.0	6.0
40. RECEPTOR 40	571.0	762.0	6.0
41. RECEPTOR 41	585.0	782.0	6.0
42. RECEPTOR 42	599.0	802.0	6.0
43. RECEPTOR 43	613.0	822.0	6.0
44. RECEPTOR 44	627.0	843.0	6.0
45. RECEPTOR 45	640.0	863.0	6.0
46. RECEPTOR 46	654.0	883.0	6.0
47. RECEPTOR 47	668.0	903.0	6.0
48. RECEPTOR 48	682.0	923.0	6.0
49. RECEPTOR 49	696.0	943.0	6.0
50. RECEPTOR 50	709.0	964.0	6.0
51. RECEPTOR 51	723.0	984.0	6.0
52. RECEPTOR 52	737.0	1004.0	6.0
53. RECEPTOR 53	751.0	1024.0	6.0
54. RECEPTOR 54	764.0	1044.0	6.0
55. RECEPTOR 55	778.0	1064.0	6.0
56. RECEPTOR 56	792.0	1084.0	6.0
57. RECEPTOR 57	20.0	-44.0	6.0
58. RECEPTOR 58	6.0	-64.0	6.0
59. RECEPTOR 59	-7.0	-84.0	6.0
60. RECEPTOR 60	-21.0	-104.0	6.0

JOB: HSS FDR Air Quality Build/70' Jets

RUN: FDR DRIVE BET E 67TH-75TH STS/70' JETS

Model Results

Remarks : In search of the wind direction corresponding to the maximum concentration, only the first direction, of the directions with the same maximum concentrations, is indicated as the maximum.

* MAXIMUM HOURLY CONCENTRATIONS WITH ANY AMBIENT BACKGROUND CONCENTRATIONS (BKG) ADDED
* (PPM)

	REC1	REC2	REC3	REC4	REC5	REC6	REC7	REC8	REC9	REC10
MAX+BKG	2.5	2.4	2.5	2.6	2.6	2.5	2.3	2.3	2.4	2.3
- BKG	.0	.0	.0	.0	.0	.0	.0	.0	.0	.0
MAX	2.5	2.4	2.5	2.6	2.6	2.5	2.3	2.3	2.4	2.3
WIND DIR	278	250	237	237	237	237	233	237	237	24
JULIAN	67	338	50	50	50	50	29	50	50	41
HOUR	7	20	8	8	8	8	9	8	8	18

	REC11	REC12	REC13	REC14	REC15	REC16	REC17	REC18	REC19	REC20
MAX+BKG	2.3	2.2	2.3	2.2	2.3	2.3	2.3	2.2	2.2	2.2
- BKG	.0	.0	.0	.0	.0	.0	.0	.0	.0	.0
MAX	2.3	2.2	2.3	2.2	2.3	2.3	2.3	2.2	2.2	2.2
WIND DIR	237	237	24	24	24	24	24	24	24	1
JULIAN	50	50	41	41	41	41	41	41	41	285
HOUR	8	8	18	18	18	18	18	18	18	21

	REC21	REC22	REC23	REC24	REC25	REC26	REC27	REC28	REC29	REC30
MAX+BKG	2.3	2.3	2.2	2.3	2.3	2.3	2.3	2.2	2.2	2.2
- BKG	.0	.0	.0	.0	.0	.0	.0	.0	.0	.0
MAX	2.3	2.3	2.2	2.3	2.3	2.3	2.3	2.2	2.2	2.2
WIND DIR	24	24	24	24	24	24	24	24	237	24
JULIAN	41	41	41	41	41	41	41	41	50	41
HOUR	18	18	18	18	18	18	18	18	8	18

	REC31	REC32	REC33	REC34	REC35	REC36	REC37	REC38	REC39	REC40
MAX+BKG	2.2	2.2	2.1	2.1	2.4	2.8	3.3	4.3	4.5	3.6
- BKG	.0	.0	.0	.0	.0	.0	.0	.0	.0	.0
MAX	2.2	2.2	2.1	2.1	2.4	2.8	3.3	4.3	4.5	3.6
WIND DIR	233	24	24	24	24	24	24	1	1	322
JULIAN	29	41	41	41	41	41	41	285	285	172
HOUR	9	18	18	18	18	18	18	21	21	16

JOB: HSS FDR Air Quality Build/70' Jets

RUN: FDR DRIVE BET E 67TH-75TH STS/70' JETS

* MAXIMUM HOURLY CONCENTRATIONS WITH ANY AMBIENT BACKGROUND CONCENTRATIONS (BKG) ADDED
(PPM)

	REC41	REC42	REC43	REC44	REC45	REC46	REC47	REC48	REC49	REC50
MAX+BKG	4.0	3.6	3.0	2.7	2.5	2.2	2.1	2.1	1.9	1.9
- BKG	.0	.0	.0	.0	.0	.0	.0	.0	.0	.0
MAX	4.0	3.6	3.0	2.7	2.5	2.2	2.1	2.1	1.9	1.9
WIND DIR	237	237	237	221	221	221	221	221	233	233
JULIAN	50	50	50	316	316	316	316	316	29	29
HOUR	8	8	8	17	17	17	17	17	9	9

	REC51	REC52	REC53	REC54	REC55	REC56	REC57	REC58	REC59	REC60
MAX+BKG	1.9	1.9	2.0	1.9	2.0	1.9	2.4	2.9	2.8	3.1
- BKG	.0	.0	.0	.0	.0	.0	.0	.0	.0	.0
MAX	1.9	1.9	2.0	1.9	2.0	1.9	2.4	2.9	2.8	3.1
WIND DIR	221	221	1	1	1	1	322	322	1	1
JULIAN	316	316	285	285	285	285	172	172	285	285
HOUR	17	17	21	21	21	21	16	16	21	21

THE HIGHEST CONCENTRATION OF 4.50 PPM OCCURRED AT RECEPTOR REC39.

JOB: HSS FDR Air Quality Build/70' Jets

RUN: FDR DRIVE BET E 67TH-75TH STS/70' JETS

==========
Output Section
==========

NOTES PERTAINING TO THE REPORT

1. THE HIGHEST AVERAGE IN EACH OF THE FIRST TWO COLUMNS OF EACH TABLE BELOW ARE SUFFIXED BY AN ASTERISK (*). FOR PM OUTPUT, THERE IS ONLY ONE COLUMN AND ASTERISK FOR THE ANNUAL AVERAGE/PERIOD OF CONCERN TABLE.

2. THE NUMBERS IN PARENTHESES ARE THE JULIAN DAY AND ENDING HOUR FOR THE PRECEDING AVERAGE.

3. THE NUMBER OF CALM HOURS USED IN PRODUCING EACH AVERAGE ARE PREFIXED BY A C.

PRIMARY AVERAGES.

MAXIMUM 8-HOUR RUNNING NONOVERLAPPING AVERAGE CONCENTRATIONS
IN PARTS PER MILLION (PPM),
INCLUDING AMBIENT BACKGROUND CONCENTRATIONS.

Receptor Number	Highest Conc	Highest Ending Day Hr	Highest Calm	Second highest Conc	Second highest Ending Day Hr	Second highest Calm
1	1.31	(67,13)	C 1	1.29	(250,24)	C 0
2	1.30	(338,24)	C 1	1.26	(285,23)	C 1
3	1.29	(285,23)	C 1	1.24	(338,24)	C 1
4	1.31	(285,23)	C 1	1.19	(338,24)	C 1
5	1.30	(285,23)	C 1	1.18	(50,12)	C 2
6	1.29	(285,23)	C 1	1.16	(316,17)	C 1
7	1.26	(285,23)	C 1	1.12	(50,12)	C 2
8	1.30	(285,23)	C 1	1.13	(50,12)	C 2
9	1.29	(285,23)	C 1	1.13	(50,12)	C 2
10	1.29	(285,23)	C 1	1.12	(50,12)	C 2
11	1.29	(285,23)	C 1	1.13	(316,17)	C 1
12	1.27	(285,23)	C 1	1.11	(316,17)	C 1
13	1.29	(285,23)	C 1	1.11	(129,23)	C 0
14	1.29	(285,23)	C 1	1.10	(129,23)	C 0
15	1.27	(285,23)	C 1	1.10	(316,17)	C 1
16	1.24	(285,23)	C 1	1.07	(50,12)	C 2
17	1.26	(285,23)	C 1	1.06	(316,17)	C 1
18	1.27	(285,23)	C 1	1.09	(316,17)	C 1
19	1.26	(285,23)	C 1	1.07	(316,17)	C 1
20	1.24	(285,23)	C 1	1.06	(316,17)	C 1
21	1.21	(285,23)	C 1	1.07	(316,17)	C 1
22	1.24	(285,23)	C 1	1.11	(316,17)	C 1
23	1.20	(285,23)	C 1	1.11	(316,17)	C 1
24	1.20	(285,23)	C 1	1.13	(316,17)	C 1

JOB: HSS FDR Air Quality Build/70' Jets

RUN: FDR DRIVE BET E 67TH-75TH STS/70' JETS

MAXIMUM 8-HOUR RUNNING NONOVERLAPPING AVERAGE CONCENTRATIONS
IN PARTS PER MILLION (PPM),
INCLUDING AMBIENT BACKGROUND CONCENTRATIONS.

Receptor Number	Highest Conc	Ending Day Hr	Calm	Second highest Conc	Ending Day Hr	Calm
25	1.20	(285,23)	C 1	1.11	(316,17)	C 1
26	1.21	(285,24)	C 1	1.11	(316,17)	C 1
27	1.19	(285,24)	C 1	1.13	(316,17)	C 1
28	1.14	(285,24)	C 1	1.13	(316,17)	C 1
29	1.13	(285,24)	C 1	1.13	(316,17)	C 1
30	1.13	(316,17)	C 1	1.10	(285,24)	C 1
31	1.13	(316,17)	C 1	1.12	(50,12)	C 2
32	1.06	(316,17)	C 1	1.05	(129,23)	C 0
33	1.06	(316,17)	C 1	1.04	(129,23)	C 0
34	1.01	(129,23)	C 0	.97	(50,12)	C 2
35	.88	(129,23)	C 0	.87	(50,12)	C 2
36	1.04	(285,23)	C 1	.95	(342,22)	C 0
37	1.49	(285,23)	C 1	1.29	(342,22)	C 0
38	2.49	(285,24)	C 1	1.99	(326, 1)	C 1
39	2.71*	(285,24)	C 1	2.14*	(326, 1)	C 1
40	2.29	(285,24)	C 1	2.00	(166,16)	C 1
41	2.09	(316,17)	C 1	1.90	(50,12)	C 2
42	1.75	(50,12)	C 2	1.64	(129,23)	C 0
43	1.43	(50,12)	C 2	1.36	(129,23)	C 0
44	1.20	(50,12)	C 2	1.14	(316,17)	C 1
45	1.10	(50,12)	C 2	1.10	(316,17)	C 1
46	1.04	(316,17)	C 1	1.03	(50,12)	C 2
47	1.01	(285,24)	C 1	1.01	(316,17)	C 1
48	1.00	(285,24)	C 1	.99	(316,17)	C 1
49	1.00	(285,24)	C 1	.95	(50,12)	C 2
50	.99	(285,23)	C 1	.94	(316,17)	C 1
51	.99	(285,23)	C 1	.96	(129,23)	C 0
52	1.04	(285,23)	C 1	.95	(129,23)	C 0
53	1.04	(285,24)	C 1	.94	(129,23)	C 0
54	1.09	(285,23)	C 1	.94	(129,23)	C 0
55	1.07	(285,23)	C 1	.92	(129,23)	C 0
56	1.03	(285,23)	C 1	.90	(129,23)	C 0
57	1.45	(250,24)	C 0	1.40	(247,16)	C 1
58	1.53	(285,24)	C 1	1.40	(49,19)	C 1
59	1.73	(285,24)	C 1	1.31	(326, 1)	C 1
60	1.84	(285,24)	C 1	1.37	(326, 1)	C 1

FIVE HIGHEST 1-HOUR END-TO-END AVERAGE CONCENTRATIONS IN PARTS PER MILLION
INCLUDING AMBIENT BACKGROUND CONCENTRATIONS.

Rcptr No.	Highest Conc	Ending Day Hr	Calm	Second Highest Conc	Ending Day Hr	Calm	Third Highest Conc	Ending Day Hr	Calm	Fourth Highest Conc	Ending Day Hr	Calm	Fifth Highest Conc	Ending Day Hr	Calm
1	2.50	(67, 7)	C 0	2.20	(228, 8)	C 0	2.20	(285,21)	C 0	2.10	(41,18)	C 0	2.10	(216,17)	C 0

JOB: HSS FDR Air Quality Build/70' Jets

RUN: FDR DRIVE BET E 67TH-75TH STS/70' JETS

FIVE HIGHEST 1-HOUR END-TO-END AVERAGE CONCENTRATIONS IN PARTS PER MILLION
INCLUDING AMBIENT BACKGROUND CONCENTRATIONS.

Rcptr	Highest Ending			Second Highest Ending			Third Highest Ending			Fourth Highest Ending			Fifth Highest Ending		
No.	Conc	Day Hr	Calm	Conc	Day Hr	Calm	Conc	Day Hr	Calm	Conc	Day Hr	Calm	Conc	Day Hr	Calm
2	2.40	(338,20)	C 0	2.20	(50, 8)	C 0	2.20	(55,18)	C 0	2.20	(216,17)	C 0	2.20	(66,22)	C 0
3	2.50	(50, 8)	C 0	2.50	(76,19)	C 0	2.40	(338,20)	C 0	2.30	(165,21)	C 0	2.20	(29,11)	C 0
4	2.60	(50, 8)	C 0	2.50	(76,19)	C 0	2.30	(29, 9)	C 0	2.30	(165,21)	C 0	2.30	(338,20)	C 0
5	2.60	(50, 8)	C 0	2.30	(29, 9)	C 0	2.30	(76,19)	C 0	2.20	(338,20)	C 0	2.20	(285,21)	C 0
6	2.50	(50, 8)	C 0	2.40	(76,19)	C 0	2.20	(29, 9)	C 0	2.20	(285,21)	C 0	2.10	(160,10)	C 0
7	2.30	(29, 9)	C 0	2.30	(50, 8)	C 0	2.20	(76,19)	C 0	2.20	(285,21)	C 0	2.10	(41,18)	C 0
8	2.30	(50, 8)	C 0	2.20	(29, 9)	C 0	2.20	(41,18)	C 0	2.20	(76,19)	C 0	2.20	(285,21)	C 0
9	2.40	(50, 8)	C 0	2.20	(29, 9)	C 0	2.20	(41,18)	C 0	2.20	(76,19)	C 0	2.20	(285,21)	C 0
10	2.30	(41,18)	C 0	2.30	(50, 8)	C 0	2.20	(285,21)	C 0	2.10	(29, 9)	C 0	2.10	(76,19)	C 0
11	2.30	(50, 8)	C 0	2.20	(41,18)	C 0	2.20	(285,21)	C 0	2.10	(29, 9)	C 0	2.10	(316,17)	C 0
12	2.20	(50, 8)	C 0	2.20	(285,21)	C 0	2.10	(29, 9)	C 0	2.10	(316,17)	C 0	2.10	(41,18)	C 0
13	2.30	(41,18)	C 0	2.20	(285,21)	C 0	2.10	(29, 9)	C 0	2.10	(50, 8)	C 0	2.10	(76,19)	C 0
14	2.20	(41,18)	C 0	2.20	(285,21)	C 0	2.10	(29, 9)	C 0	2.10	(50, 8)	C 0	2.10	(76,19)	C 0
15	2.30	(41,18)	C 0	2.20	(50, 8)	C 0	2.20	(285,21)	C 0	2.10	(29, 9)	C 0	2.10	(76,19)	C 0
16	2.30	(41,18)	C 0	2.20	(50, 8)	C 0	2.20	(285,21)	C 0	2.10	(29, 9)	C 0	2.00	(76,19)	C 0
17	2.30	(41,18)	C 0	2.20	(285,21)	C 0	2.10	(29, 9)	C 0	2.10	(50, 8)	C 0	2.00	(76,19)	C 0
18	2.20	(41,18)	C 0	2.20	(50, 8)	C 0	2.20	(285,21)	C 0	2.10	(29, 9)	C 0	2.10	(316,17)	C 0
19	2.20	(41,18)	C 0	2.20	(50, 8)	C 0	2.20	(285,21)	C 0	2.10	(29, 9)	C 0	2.00	(316,17)	C 0
20	2.20	(285,21)	C 0	2.10	(41,18)	C 0	2.10	(50, 8)	C 0	2.00	(29, 9)	C 0	2.00	(316,17)	C 0
21	2.30	(41,18)	C 0	2.20	(285,21)	C 0	2.10	(50, 8)	C 0	2.10	(316,17)	C 0	2.00	(29, 9)	C 0
22	2.30	(41,18)	C 0	2.20	(50, 8)	C 0	2.20	(285,21)	C 0	2.20	(316,17)	C 0	2.10	(76,19)	C 0
23	2.20	(41,18)	C 0	2.20	(50, 8)	C 0	2.20	(316,17)	C 0	2.10	(76,19)	C 0	2.10	(285,21)	C 0
24	2.30	(41,18)	C 0	2.20	(50, 8)	C 0	2.20	(316,17)	C 0	2.10	(76,19)	C 0	2.10	(285,21)	C 0
25	2.30	(41,18)	C 0	2.20	(50, 8)	C 0	2.20	(316,17)	C 0	2.10	(140, 7)	C 0	2.10	(76,19)	C 0
26	2.30	(41,18)	C 0	2.20	(50, 8)	C 0	2.20	(316,17)	C 0	2.10	(76,19)	C 0	2.00	(29, 9)	C 0
27	2.30	(41,18)	C 0	2.20	(29, 9)	C 0	2.20	(50, 8)	C 0	2.10	(140, 7)	C 0	2.10	(76,19)	C 0
28	2.20	(41,18)	C 0	2.20	(29, 9)	C 0	2.20	(50, 8)	C 0	2.10	(285,21)	C 0	2.10	(76,19)	C 0
29	2.20	(50, 8)	C 0	2.10	(41,18)	C 0	2.10	(29, 9)	C 0	2.10	(76,19)	C 0	2.10	(316,17)	C 0
30	2.20	(41,18)	C 0	2.20	(29, 9)	C 0	2.20	(50, 8)	C 0	2.10	(76,19)	C 0	2.10	(316,17)	C 0
31	2.20	(29, 9)	C 0	2.20	(50, 8)	C 0	2.20	(316,17)	C 0	2.10	(41,18)	C 0	2.10	(76,19)	C 0
32	2.20	(41,18)	C 0	2.10	(29, 9)	C 0	2.10	(50, 8)	C 0	2.10	(316,17)	C 0	2.00	(76,19)	C 0
33	2.10	(41,18)	C 0	2.10	(29, 9)	C 0	2.10	(50, 8)	C 0	2.00	(76,19)	C 0	2.00	(316,17)	C 0
34	2.10	(41,18)	C 0	2.00	(50, 8)	C 0	2.00	(316,17)	C 0	1.90	(29, 9)	C 0	1.90	(76,19)	C 0
35	2.40	(41,18)	C 0	2.10	(140, 7)	C 0	1.90	(29, 9)	C 0	1.90	(316,17)	C 0	1.90	(187,22)	C 0
36	2.80	(41,18)	C 0	2.30	(140, 7)	C 0	2.10	(5,14)	C 0	2.10	(285,21)	C 0	2.10	(362, 8)	C 0
37	3.30	(41,18)	C 0	2.90	(285,21)	C 0	2.70	(140, 7)	C 0	2.70	(362, 8)	C 0	2.50	(5,14)	C 0
38	4.30	(285,21)	C 0	3.60	(41,18)	C 0	3.50	(165, 9)	C 0	3.50	(227,20)	C 0	3.40	(172,15)	C 0
39	4.50*	(285,21)	C 0	3.90*	(285,23)	C 0	3.80	(165, 9)	C 0	3.70	(172,16)	C 0	3.70	(280, 7)	C 0
40	3.60	(172,16)	C 0	3.60	(285,21)	C 0	3.50	(228, 8)	C 0	3.40	(188,19)	C 0	3.40	(194,19)	C 0
41	4.00	(50, 8)	C 0	3.90	(76,19)	C 0	3.50	(29, 9)	C 0	3.40	(338,20)	C 0	3.30	(29,11)	C 0
42	3.60	(50, 8)	C 0	3.40	(76,19)	C 0	3.30	(29, 9)	C 0	3.00	(80,21)	C 0	3.00	(160,10)	C 0

JOB: HSS FDR Air Quality Build/70' Jets

RUN: FDR DRIVE BET E 67TH-75TH STS/70' JETS

FIVE HIGHEST 1-HOUR END-TO-END AVERAGE CONCENTRATIONS IN PARTS PER MILLION
INCLUDING AMBIENT BACKGROUND CONCENTRATIONS.

Rcptr	Highest			Second Highest			Third Highest			Fourth Highest			Fifth Highest		
No.	Conc	Ending Day Hr	Calm	Conc	Ending Day Hr	Calm	Conc	Ending Day Hr	Calm	Conc	Ending Day Hr	Calm	Conc	Ending Day Hr	Calm
43	3.00	(50, 8)	C 0	2.80	(29, 9)	C 0	2.80	(316,17)	C 0	2.70	(160,10)	C 0	2.70	(76,19)	C 0
44	2.70	(316,17)	C 0	2.40	(29, 9)	C 0	2.40	(50, 8)	C 0	2.40	(76,19)	C 0	2.40	(233, 7)	C 0
45	2.50	(316,17)	C 0	2.20	(29, 9)	C 0	2.10	(50, 8)	C 0	2.10	(233, 7)	C 0	2.00	(5,21)	C 0
46	2.20	(316,17)	C 0	2.10	(50, 8)	C 0	2.00	(156,10)	C 0	1.90	(233, 7)	C 0	1.90	(29, 9)	C 0
47	2.10	(316,17)	C 0	1.90	(50, 8)	C 0	1.90	(233, 7)	C 0	1.80	(156,10)	C 0	1.80	(285,21)	C 0
48	2.10	(316,17)	C 0	1.80	(50, 8)	C 0	1.80	(76,19)	C 0	1.80	(285,21)	C 0	1.70	(29, 9)	C 0
49	1.90	(29, 9)	C 0	1.90	(50, 8)	C 0	1.90	(285,21)	C 0	1.90	(316,17)	C 0	1.80	(41,18)	C 0
50	1.90	(29, 9)	C 0	1.90	(316,17)	C 0	1.80	(50, 8)	C 0	1.80	(285,21)	C 0	1.80	(41,18)	C 0
51	1.90	(316,17)	C 0	1.90	(41,18)	C 0	1.80	(29, 9)	C 0	1.80	(50, 8)	C 0	1.80	(285,21)	C 0
52	1.90	(316,17)	C 0	1.80	(29, 9)	C 0	1.80	(41,18)	C 0	1.80	(50, 8)	C 0	1.80	(285,21)	C 0
53	2.00	(285,21)	C 0	1.90	(316,17)	C 0	1.70	(29, 9)	C 0	1.70	(41,18)	C 0	1.70	(50, 8)	C 0
54	1.90	(285,21)	C 0	1.90	(316,17)	C 0	1.80	(29, 9)	C 0	1.80	(50, 8)	C 0	1.70	(41,18)	C 0
55	2.00	(285,21)	C 0	1.80	(29, 9)	C 0	1.70	(316,17)	C 0	1.70	(50, 8)	C 0	1.70	(160,10)	C 0
56	1.90	(285,21)	C 0	1.80	(29, 9)	C 0	1.70	(50, 8)	C 0	1.60	(316,17)	C 0	1.60	(76,19)	C 0
57	2.40	(172,16)	C 0	2.40	(228, 8)	C 0	2.30	(67, 7)	C 0	2.30	(220,15)	C 0	2.20	(174, 7)	C 0
58	2.90	(172,16)	C 0	2.40	(285,21)	C 0	2.30	(188,19)	C 0	2.30	(139,18)	C 0	2.30	(220,15)	C 0
59	2.80	(285,21)	C 0	2.60	(172,16)	C 0	2.40	(285,23)	C 0	2.30	(165, 9)	C 0	2.20	(139,18)	C 0
60	3.10	(285,21)	C 0	2.60	(165, 9)	C 0	2.50	(227,20)	C 0	2.50	(280, 7)	C 0	2.50	(285,20)	C 0

MAXIMUM 8-HOUR AVERAGED LINK CONTRIBUTIONS
IN PARTS PER MILLION (PPM)
INCLUDING AMBIENT BACKGROUND CONCENTRATIONS.

Rcptr No.	Total Conc	Ending Day Hr	Ambient Backgnd	Total Link		Link +1	Link +2	Link +3	Link +4	Link +5	Link +6	Link +7	Link +8	Link +9	Link +10
1	1.31	(67,13)	.00	1.31		.26	.19	.00	.00	.00	.00	.00	.00	.00	.00
				Links	10+	.10	.19	.00	.00	.00	.00	.00	.59	.00	.00
2	1.30	(338,24)	.00	1.30		.19	.37	.00	.00	.00	.00	.00	.00	.00	.00
				Links	10+	.10	.19	.00	.00	.00	.00	.00	.46	.00	.00
3	1.29	(285,23)	.00	1.29		.00	.81	.00	.00	.00	.00	.00	.00	.00	.00
				Links	10+	.43	.00	.00	.00	.00	.04	.00	.00	.00	.00
4	1.31	(285,23)	.00	1.31		.00	.84	.00	.00	.00	.00	.00	.00	.00	.00
				Links	10+	.43	.00	.00	.00	.00	.04	.00	.00	.00	.00
5	1.30	(285,23)	.00	1.30		.00	.83	.00	.00	.00	.00	.00	.00	.00	.00
				Links	10+	.43	.00	.00	.00	.00	.04	.00	.00	.00	.00
6	1.29	(285,23)	.00	1.29		.00	.81	.00	.00	.00	.00	.00	.00	.00	.00
				Links	10+	.43	.00	.00	.00	.00	.04	.00	.00	.00	.00
7	1.26	(285,23)	.00	1.26		.00	.79	.00	.00	.00	.00	.00	.00	.00	.00
				Links	10+	.43	.00	.00	.00	.00	.04	.00	.00	.00	.00

JOB: HSS FDR Air Quality Build/70' Jets

RUN: FDR DRIVE BET E 67TH-75TH STS/70' JETS

LINK CONTRIBUTION TABLES

MAXIMUM 8-HOUR AVERAGED LINK CONTRIBUTIONS
IN PARTS PER MILLION (PPM)
INCLUDING AMBIENT BACKGROUND CONCENTRATIONS.

Rcptr No.	Total Conc	Ending Day Hr	Ambient Backgnd	Total Link	Link +1	Link +2	Link +3	Link +4	Link +5	Link +6	Link +7	Link +8	Link +9	Link +10
8	1.30	(285,23)	.00	1.30	.00	.83	.00	.00	.00	.00	.00	.00	.00	.00
				Links 10+	.43	.00	.00	.00	.00	.04	.00	.00	.00	.00
9	1.29	(285,23)	.00	1.29	.00	.81	.00	.00	.00	.00	.00	.00	.00	.00
				Links 10+	.43	.00	.00	.00	.00	.04	.00	.00	.00	.00
10	1.29	(285,23)	.00	1.29	.00	.81	.00	.00	.00	.00	.00	.00	.00	.00
				Links 10+	.43	.00	.00	.00	.00	.04	.00	.00	.00	.00
11	1.29	(285,23)	.00	1.29	.00	.81	.00	.00	.00	.00	.00	.00	.00	.00
				Links 10+	.43	.00	.00	.00	.00	.04	.00	.00	.00	.00
12	1.27	(285,23)	.00	1.27	.00	.80	.00	.00	.00	.00	.00	.00	.00	.00
				Links 10+	.43	.00	.00	.00	.00	.04	.00	.00	.00	.00
13	1.29	(285,23)	.00	1.29	.00	.81	.00	.00	.00	.00	.00	.00	.00	.00
				Links 10+	.43	.00	.00	.00	.00	.04	.00	.00	.00	.00
14	1.29	(285,23)	.00	1.29	.00	.81	.00	.00	.00	.00	.00	.00	.00	.00
				Links 10+	.43	.00	.00	.00	.00	.04	.00	.00	.00	.00
15	1.27	(285,23)	.00	1.27	.00	.80	.00	.00	.00	.00	.00	.00	.00	.00
				Links 10+	.43	.00	.00	.00	.00	.04	.00	.00	.00	.00
16	1.24	(285,23)	.00	1.24	.00	.79	.00	.00	.00	.00	.00	.00	.00	.00
				Links 10+	.43	.00	.00	.00	.00	.03	.00	.00	.00	.00
17	1.26	(285,23)	.00	1.26	.00	.80	.00	.00	.00	.00	.00	.00	.00	.00
				Links 10+	.43	.00	.00	.00	.00	.03	.00	.00	.00	.00
18	1.27	(285,23)	.00	1.27	.00	.81	.00	.00	.00	.00	.00	.00	.00	.00
				Links 10+	.43	.00	.00	.00	.00	.03	.00	.00	.00	.00
19	1.26	(285,23)	.00	1.26	.00	.81	.00	.00	.00	.00	.00	.00	.00	.00
				Links 10+	.41	.00	.00	.00	.00	.03	.00	.00	.00	.00
20	1.24	(285,23)	.00	1.24	.00	.80	.00	.00	.00	.00	.00	.00	.00	.00
				Links 10+	.41	.00	.00	.00	.00	.03	.00	.00	.00	.00
21	1.21	(285,23)	.00	1.21	.00	.79	.00	.00	.00	.00	.00	.00	.00	.00
				Links 10+	.40	.00	.00	.00	.00	.03	.00	.00	.00	.00
22	1.24	(285,23)	.00	1.24	.00	.81	.00	.00	.00	.00	.00	.00	.00	.00
				Links 10+	.40	.00	.00	.00	.00	.03	.00	.00	.00	.00
23	1.20	(285,23)	.00	1.20	.00	.79	.00	.00	.00	.00	.00	.00	.00	.00
				Links 10+	.39	.00	.00	.00	.00	.03	.00	.00	.00	.00
24	1.20	(285,23)	.00	1.20	.00	.79	.00	.00	.00	.00	.00	.00	.00	.00
				Links 10+	.39	.00	.00	.00	.00	.03	.00	.00	.00	.00
25	1.20	(285,23)	.00	1.20	.00	.77	.00	.00	.00	.00	.00	.01	.00	.01
				Links 10+	.39	.00	.00	.00	.00	.01	.00	.00	.00	.00
26	1.21	(285,24)	.00	1.21	.00	.77	.00	.00	.01	.00	.00	.01	.00	.01
				Links 10+	.37	.00	.00	.00	.00	.01	.01	.00	.00	.00

JOB: HSS FDR Air Quality Build/70' Jets

RUN: FDR DRIVE BET E 67TH-75TH STS/70' JETS

LINK CONTRIBUTION TABLES

MAXIMUM 8-HOUR AVERAGED LINK CONTRIBUTIONS
IN PARTS PER MILLION (PPM)
INCLUDING AMBIENT BACKGROUND CONCENTRATIONS.

Rcptr No.	Total Conc	Ending Day Hr	Ambient Backgnd	Total Link	Link +1	Link +2	Link +3	Link +4	Link +5	Link +6	Link +7	Link +8	Link +9	Link +10
27	1.19	(285,24)	.00	1.19	.00	.77	.01	.00	.01	.00	.00	.01	.00	.03
				Links 10+	.31	.00	.00	.00	.00	.01	.01	.00	.00	.00
28	1.14	(285,24)	.00	1.14	.00	.73	.03	.00	.01	.00	.00	.01	.01	.06
				Links 10+	.27	.00	.00	.00	.00	.00	.01	.00	.00	.00
29	1.13	(285,24)	.00	1.13	.00	.69	.06	.00	.01	.00	.00	.01	.01	.11
				Links 10+	.21	.00	.00	.00	.00	.00	.01	.00	.00	.00
30	1.13	(316,17)	.00	1.13	.00	.73	.00	.00	.00	.00	.00	.00	.00	.00
				Links 10+	.39	.00	.00	.00	.00	.00	.00	.01	.00	.00
31	1.13	(316,17)	.00	1.13	.00	.73	.00	.00	.00	.00	.00	.00	.00	.00
				Links 10+	.39	.00	.00	.00	.00	.00	.00	.01	.00	.00
32	1.06	(316,17)	.00	1.06	.00	.61	.06	.00	.00	.00	.00	.00	.00	.01
				Links 10+	.36	.00	.00	.00	.00	.00	.00	.01	.00	.00
33	1.06	(316,17)	.00	1.06	.00	.41	.27	.00	.00	.00	.00	.00	.00	.06
				Links 10+	.31	.00	.00	.00	.00	.00	.00	.00	.00	.00
34	1.01	(129,23)	.00	1.01	.00	.39	.29	.00	.00	.00	.00	.00	.00	.04
				Links 10+	.29	.00	.00	.00	.00	.01	.00	.00	.00	.00
35	.88	(129,23)	.00	.88	.00	.29	.24	.06	.00	.00	.00	.00	.00	.04
				Links 10+	.25	.00	.00	.00	.00	.00	.00	.00	.00	.00
36	1.04	(285,23)	.00	1.04	.00	.00	.00	.30	.13	.00	.00	.20	.09	.00
				Links 10+	.00	.00	.03	.00	.00	.00	.30	.00	.00	.00
37	1.49	(285,23)	.00	1.49	.00	.00	.00	.24	.23	.00	.01	.29	.01	.00
				Links 10+	.00	.00	.03	.00	.00	.00	.67	.00	.00	.00
38	2.49	(285,24)	.00	2.49	.00	.00	.00	.09	.51	.00	.01	.31	.00	.00
				Links 10+	.00	.00	.06	.00	.00	.00	1.50	.00	.00	.00
39	2.71	(285,24)	.00	2.71	.00	.00	.00	.00	.61	.00	.01	.31	.00	.00
				Links 10+	.00	.00	.06	.00	.00	.00	1.71	.00	.00	.00
40	2.29	(285,24)	.00	2.29	.00	.00	.00	.00	.61	.00	.01	.31	.00	.00
				Links 10+	.00	.00	.06	.00	.00	.00	1.29	.00	.00	.00
41	2.09	(316,17)	.00	2.09	.00	.10	.01	.07	.36	.00	.00	.11	.06	.01
				Links 10+	.11	.00	.00	.00	.00	.00	1.24	.00	.00	.00
42	1.75	(50,12)	.00	1.75	.00	.10	.02	.05	.38	.00	.00	.05	.05	.02
				Links 10+	.15	.00	.00	.00	.00	.00	.93	.00	.00	.00
43	1.43	(50,12)	.00	1.43	.00	.08	.00	.05	.42	.00	.00	.08	.03	.02
				Links 10+	.12	.00	.00	.00	.00	.00	.63	.00	.00	.00
44	1.20	(50,12)	.00	1.20	.00	.08	.00	.03	.42	.00	.00	.12	.03	.00
				Links 10+	.10	.00	.00	.00	.00	.00	.42	.00	.00	.00
45	1.10	(50,12)	.00	1.10	.00	.07	.00	.02	.47	.00	.00	.15	.03	.00
				Links 10+	.08	.00	.00	.00	.00	.00	.28	.00	.00	.00

JOB: HSS FDR Air Quality Build/70' Jets

RUN: FDR DRIVE BET E 67TH-75TH STS/70' JETS

LINK CONTRIBUTION TABLES

MAXIMUM 8-HOUR AVERAGED LINK CONTRIBUTIONS
IN PARTS PER MILLION (PPM)
INCLUDING AMBIENT BACKGROUND CONCENTRATIONS.

Rcptr No.	Total Conc	Ending Day Hr	Ambient Backgnd	Total Link	Link +1	Link +2	Link +3	Link +4	Link +5	Link +6	Link +7	Link +8	Link +9	Link +10
46	1.04	(316,17)	.00	1.04	.00	.06	.00	.01	.49	.00	.00	.20	.01	.00
				Links 10+	.09	.00	.01	.00	.00	.00	.17	.00	.00	.00
47	1.01	(285,24)	.00	1.01	.00	.00	.00	.00	.61	.01	.03	.31	.00	.00
				Links 10+	.00	.00	.04	.00	.00	.00	.00	.00	.00	.00
48	1.00	(285,24)	.00	1.00	.00	.00	.00	.00	.60	.01	.03	.31	.00	.00
				Links 10+	.00	.00	.04	.00	.00	.00	.00	.00	.00	.00
49	1.00	(285,24)	.00	1.00	.00	.00	.00	.00	.60	.03	.04	.30	.00	.00
				Links 10+	.00	.00	.03	.00	.00	.00	.00	.00	.00	.00
50	.99	(285,23)	.00	.99	.00	.00	.00	.00	.60	.03	.09	.27	.00	.00
				Links 10+	.00	.00	.00	.00	.00	.00	.00	.00	.00	.00
51	.99	(285,23)	.00	.99	.00	.00	.00	.00	.60	.04	.10	.24	.00	.00
				Links 10+	.00	.00	.00	.00	.00	.00	.00	.00	.00	.00
52	1.04	(285,23)	.00	1.04	.00	.00	.00	.00	.59	.07	.16	.23	.00	.00
				Links 10+	.00	.00	.00	.00	.00	.00	.00	.00	.00	.00
53	1.04	(285,24)	.00	1.04	.00	.00	.00	.00	.56	.09	.21	.19	.00	.00
				Links 10+	.00	.00	.00	.00	.00	.00	.00	.00	.00	.00
54	1.09	(285,23)	.00	1.09	.00	.00	.00	.00	.50	.20	.30	.09	.00	.00
				Links 10+	.00	.00	.00	.00	.00	.00	.00	.00	.00	.00
55	1.07	(285,23)	.00	1.07	.00	.00	.00	.00	.30	.37	.39	.01	.00	.00
				Links 10+	.00	.00	.00	.00	.00	.00	.00	.00	.00	.00
56	1.03	(285,23)	.00	1.03	.00	.00	.00	.00	.00	.63	.40	.00	.00	.00
				Links 10+	.00	.00	.00	.00	.00	.00	.00	.00	.00	.00
57	1.45	(250,24)	.00	1.45	.41	.00	.00	.00	.00	.00	.00	.00	.00	.00
				Links 10+	.01	.25	.00	.00	.00	.00	.00	.78	.00	.00
58	1.53	(285,24)	.00	1.53	.51	.21	.00	.00	.00	.00	.00	.00	.00	.00
				Links 10+	.29	.11	.00	.00	.00	.03	.00	.37	.00	.00
59	1.73	(285,24)	.00	1.73	.56	.10	.00	.00	.00	.00	.00	.00	.00	.00
				Links 10+	.20	.20	.00	.00	.00	.01	.00	.66	.00	.00
60	1.84	(285,24)	.00	1.84	.59	.06	.00	.00	.00	.00	.00	.00	.00	.00
				Links 10+	.14	.27	.00	.00	.00	.01	.00	.77	.00	.00

JOB: HSS FDR Air Quality Build/70' Jets

RUN: FDR DRIVE BET E 67TH-75TH STS/70' JETS

LINK CONTRIBUTION TABLES

SECOND HIGHEST 8-HOUR AVERAGED LINK CONTRIBUTIONS
IN PARTS PER MILLION (PPM)
INCLUDING AMBIENT BACKGROUND CONCENTRATIONS.

Rcptr No.	Total Conc	Ending Day Hr	Ambient Backgnd	Total Link	Link +1	Link +2	Link +3	Link +4	Link +5	Link +6	Link +7	Link +8	Link +9	Link +10
1	1.29	(250,24)	.00	1.29	.26	.19	.00	.00	.00	.00	.00	.00	.00	.00
			Links	10+	.09	.18	.00	.00	.00	.00	.00	.57	.00	.00
2	1.26	(285,23)	.00	1.26	.00	.79	.00	.00	.00	.00	.00	.00	.00	.00
			Links	10+	.43	.00	.00	.00	.00	.04	.00	.00	.00	.00
3	1.24	(338,24)	.00	1.24	.06	.51	.00	.00	.00	.00	.00	.00	.00	.00
			Links	10+	.16	.14	.00	.00	.00	.00	.00	.37	.00	.00
4	1.19	(338,24)	.00	1.19	.03	.59	.00	.00	.00	.00	.00	.00	.00	.00
			Links	10+	.24	.09	.00	.00	.00	.00	.00	.24	.00	.00
5	1.18	(50,12)	.00	1.18	.17	.50	.00	.00	.00	.00	.00	.00	.00	.00
			Links	10+	.08	.18	.00	.00	.00	.00	.00	.25	.00	.00
6	1.16	(316,17)	.00	1.16	.09	.56	.00	.00	.00	.00	.00	.00	.00	.00
			Links	10+	.24	.11	.00	.00	.00	.00	.00	.16	.00	.00
7	1.12	(50,12)	.00	1.12	.08	.55	.00	.00	.00	.00	.00	.00	.00	.00
			Links	10+	.17	.13	.00	.00	.00	.00	.00	.18	.00	.00
8	1.13	(50,12)	.00	1.13	.08	.58	.00	.00	.00	.00	.00	.00	.00	.00
			Links	10+	.22	.10	.00	.00	.00	.00	.00	.15	.00	.00
9	1.13	(50,12)	.00	1.13	.05	.62	.00	.00	.00	.00	.00	.00	.00	.00
			Links	10+	.22	.10	.00	.00	.00	.00	.00	.15	.00	.00
10	1.12	(50,12)	.00	1.12	.05	.65	.00	.00	.00	.00	.00	.00	.00	.00
			Links	10+	.25	.07	.00	.00	.00	.00	.00	.10	.00	.00
11	1.13	(316,17)	.00	1.13	.04	.66	.00	.00	.00	.00	.00	.00	.00	.00
			Links	10+	.30	.06	.00	.00	.00	.00	.00	.07	.00	.00
12	1.11	(316,17)	.00	1.11	.04	.66	.00	.00	.00	.00	.00	.00	.00	.00
			Links	10+	.30	.06	.00	.00	.00	.00	.00	.06	.00	.00
13	1.11	(129,23)	.00	1.11	.05	.68	.00	.00	.00	.00	.00	.00	.00	.00
			Links	10+	.24	.06	.00	.00	.00	.00	.00	.09	.00	.00
14	1.10	(129,23)	.00	1.10	.04	.69	.00	.00	.00	.00	.00	.00	.00	.00
			Links	10+	.25	.05	.00	.00	.00	.00	.00	.08	.00	.00
15	1.10	(316,17)	.00	1.10	.01	.67	.00	.00	.00	.00	.00	.00	.00	.00
			Links	10+	.33	.03	.00	.00	.00	.00	.00	.06	.00	.00
16	1.07	(50,12)	.00	1.07	.02	.67	.00	.00	.00	.00	.00	.00	.00	.00
			Links	10+	.30	.03	.00	.00	.00	.00	.00	.05	.00	.00
17	1.06	(316,17)	.00	1.06	.01	.67	.00	.00	.00	.00	.00	.00	.00	.00
			Links	10+	.33	.01	.00	.00	.00	.00	.00	.03	.00	.00
18	1.09	(316,17)	.00	1.09	.01	.70	.00	.00	.00	.00	.00	.00	.00	.00
			Links	10+	.34	.01	.00	.00	.00	.00	.00	.01	.00	.00
19	1.07	(316,17)	.00	1.07	.01	.69	.00	.00	.00	.00	.00	.00	.00	.00
			Links	10+	.34	.01	.00	.00	.00	.00	.00	.01	.00	.00

JOB: HSS FDR Air Quality Build/70' Jets

RUN: FDR DRIVE BET E 67TH-75TH STS/70' JETS

LINK CONTRIBUTION TABLES

SECOND HIGHEST 8-HOUR AVERAGED LINK CONTRIBUTIONS
IN PARTS PER MILLION (PPM)
INCLUDING AMBIENT BACKGROUND CONCENTRATIONS.

Rcptr No.	Total Conc	Ending Day Hr	Ambient Backgnd	Total Link	Link +1	Link +2	Link +3	Link +4	Link +5	Link +6	Link +7	Link +8	Link +9	Link +10
20	1.06	(316,17)	.00	1.06	.01	.67	.00	.00	.00	.00	.00	.00	.00	.00
			Links	10+	.34	.01	.00	.00	.00	.00	.00	.01	.00	.00
21	1.07	(316,17)	.00	1.07	.01	.67	.00	.00	.00	.00	.00	.00	.00	.00
			Links	10+	.36	.01	.00	.00	.00	.00	.00	.01	.00	.00
22	1.11	(316,17)	.00	1.11	.01	.70	.00	.00	.00	.00	.00	.00	.00	.00
			Links	10+	.37	.01	.00	.00	.00	.00	.00	.01	.00	.00
23	1.11	(316,17)	.00	1.11	.01	.70	.00	.00	.00	.00	.00	.00	.00	.00
			Links	10+	.37	.01	.00	.00	.00	.00	.00	.01	.00	.00
24	1.13	(316,17)	.00	1.13	.01	.71	.00	.00	.00	.00	.00	.00	.00	.00
			Links	10+	.37	.01	.00	.00	.00	.00	.00	.01	.00	.00
25	1.11	(316,17)	.00	1.11	.01	.70	.00	.00	.00	.00	.00	.00	.00	.00
			Links	10+	.37	.01	.00	.00	.00	.00	.00	.01	.00	.00
26	1.11	(316,17)	.00	1.11	.01	.70	.00	.00	.00	.00	.00	.00	.00	.00
			Links	10+	.37	.01	.00	.00	.00	.00	.00	.01	.00	.00
27	1.13	(316,17)	.00	1.13	.00	.71	.00	.00	.00	.00	.00	.00	.00	.00
			Links	10+	.39	.01	.00	.00	.00	.00	.00	.01	.00	.00
28	1.13	(316,17)	.00	1.13	.00	.71	.00	.00	.00	.00	.00	.00	.00	.00
			Links	10+	.39	.01	.00	.00	.00	.00	.00	.01	.00	.00
29	1.13	(316,17)	.00	1.13	.00	.71	.00	.00	.00	.00	.00	.00	.00	.00
			Links	10+	.39	.01	.00	.00	.00	.00	.00	.01	.00	.00
30	1.10	(285,24)	.00	1.10	.00	.59	.13	.03	.01	.00	.00	.03	.03	.17
			Links	10+	.10	.00	.00	.00	.00	.00	.01	.00	.00	.00
31	1.12	(50,12)	.00	1.12	.00	.73	.00	.00	.00	.00	.00	.00	.00	.00
			Links	10+	.37	.00	.00	.00	.00	.02	.00	.00	.00	.00
32	1.05	(129,23)	.00	1.05	.00	.70	.03	.00	.00	.00	.00	.00	.00	.00
			Links	10+	.31	.00	.00	.00	.00	.01	.00	.00	.00	.00
33	1.04	(129,23)	.00	1.04	.00	.51	.19	.00	.00	.00	.00	.00	.00	.01
			Links	10+	.31	.00	.00	.00	.00	.01	.00	.00	.00	.00
34	.97	(50,12)	.00	.97	.00	.37	.27	.00	.00	.00	.00	.00	.00	.02
			Links	10+	.30	.00	.00	.00	.00	.02	.00	.00	.00	.00
35	.87	(50,12)	.00	.87	.00	.27	.22	.05	.00	.00	.00	.00	.00	.03
			Links	10+	.28	.00	.00	.00	.00	.02	.00	.00	.00	.00
36	.95	(342,22)	.00	.95	.00	.00	.00	.19	.19	.01	.01	.16	.04	.00
			Links	10+	.00	.00	.03	.00	.00	.00	.33	.00	.00	.00
37	1.29	(342,22)	.00	1.29	.00	.00	.00	.14	.29	.01	.03	.19	.01	.00
			Links	10+	.00	.00	.03	.00	.00	.00	.60	.00	.00	.00
38	1.99	(326, 1)	.00	1.99	.00	.00	.00	.04	.44	.00	.00	.27	.00	.00
			Links	10+	.00	.00	.01	.00	.00	.00	1.21	.00	.00	.00

JOB: HSS FDR Air Quality Build/70' Jets

RUN: FDR DRIVE BET E 67TH-75TH STS/70' JETS

LINK CONTRIBUTION TABLES

SECOND HIGHEST 8-HOUR AVERAGED LINK CONTRIBUTIONS
IN PARTS PER MILLION (PPM)
INCLUDING AMBIENT BACKGROUND CONCENTRATIONS.

Rcptr No.	Total Conc	Ending Day Hr	Ambient Backgnd	Total Link	Link +1	Link +2	Link +3	Link +4	Link +5	Link +6	Link +7	Link +8	Link +9	Link +10
39	2.14	(326, 1)	.00	2.14	.00	.00	.00	.00	.51	.00	.00	.27	.00	.00
			Links	10+	.00	.00	.01	.00	.00	.00	1.34	.00	.00	.00
40	2.00	(166,16)	.00	2.00	.00	.00	.00	.03	.40	.00	.00	.19	.03	.00
			Links	10+	.00	.00	.00	.00	.00	.00	1.36	.00	.00	.00
41	1.90	(50,12)	.00	1.90	.00	.12	.03	.08	.30	.00	.00	.03	.07	.03
			Links	10+	.15	.00	.00	.00	.00	.00	1.08	.00	.00	.00
42	1.64	(129,23)	.00	1.64	.00	.09	.00	.09	.38	.00	.00	.06	.04	.00
			Links	10+	.11	.00	.00	.00	.00	.00	.88	.00	.00	.00
43	1.36	(129,23)	.00	1.36	.00	.09	.00	.06	.40	.00	.00	.09	.04	.00
			Links	10+	.10	.00	.00	.00	.00	.00	.59	.00	.00	.00
44	1.14	(316,17)	.00	1.14	.00	.07	.01	.01	.44	.00	.00	.17	.03	.01
			Links	10+	.09	.00	.00	.00	.00	.00	.30	.00	.00	.00
45	1.10	(316,17)	.00	1.10	.00	.07	.01	.01	.49	.00	.00	.20	.01	.00
			Links	10+	.09	.00	.00	.00	.00	.00	.21	.00	.00	.00
46	1.03	(50,12)	.00	1.03	.00	.07	.00	.02	.47	.00	.00	.17	.02	.00
			Links	10+	.08	.00	.00	.00	.00	.00	.22	.00	.00	.00
47	1.01	(316,17)	.00	1.01	.00	.04	.00	.01	.51	.00	.00	.21	.01	.00
			Links	10+	.07	.00	.01	.00	.00	.00	.13	.00	.00	.00
48	.99	(316,17)	.00	.99	.00	.04	.00	.01	.51	.00	.00	.23	.01	.00
			Links	10+	.04	.00	.01	.00	.00	.00	.11	.00	.00	.00
49	.95	(50,12)	.00	.95	.00	.03	.00	.00	.48	.00	.00	.22	.00	.00
			Links	10+	.07	.00	.02	.00	.00	.00	.13	.00	.00	.00
50	.94	(316,17)	.00	.94	.00	.04	.00	.00	.53	.00	.00	.23	.00	.00
			Links	10+	.04	.00	.01	.00	.00	.00	.09	.00	.00	.00
51	.96	(129,23)	.00	.96	.00	.05	.00	.00	.55	.00	.00	.20	.00	.00
			Links	10+	.08	.00	.01	.00	.00	.00	.08	.00	.00	.00
52	.95	(129,23)	.00	.95	.00	.05	.00	.00	.55	.00	.00	.20	.00	.00
			Links	10+	.06	.00	.01	.00	.00	.00	.08	.00	.00	.00
53	.94	(129,23)	.00	.94	.00	.05	.00	.00	.55	.00	.00	.20	.00	.00
			Links	10+	.05	.00	.01	.00	.00	.00	.08	.00	.00	.00
54	.94	(129,23)	.00	.94	.00	.05	.00	.00	.55	.00	.00	.21	.00	.00
			Links	10+	.05	.00	.01	.00	.00	.00	.06	.00	.00	.00
55	.92	(129,23)	.00	.93	.00	.05	.00	.00	.55	.00	.00	.21	.00	.00
			Links	10+	.05	.00	.01	.00	.00	.00	.05	.00	.00	.00
56	.90	(129,23)	.00	.90	.00	.04	.00	.00	.55	.00	.00	.21	.00	.00
			Links	10+	.05	.00	.01	.00	.00	.00	.04	.00	.00	.00
57	1.40	(247,16)	.00	1.40	.41	.00	.00	.00	.00	.00	.00	.00	.00	.00
			Links	10+	.01	.27	.00	.00	.00	.00	.00	.70	.00	.00

JOB: HSS FDR Air Quality Build/70' Jets

RUN: FDR DRIVE BET E 67TH-75TH STS/70' JETS

LINK CONTRIBUTION TABLES

SECOND HIGHEST 8-HOUR AVERAGED LINK CONTRIBUTIONS
IN PARTS PER MILLION (PPM)
INCLUDING AMBIENT BACKGROUND CONCENTRATIONS.

Rcptr No.	Total Conc	Ending Day Hr	Ambient Backgnd	Total Link	Link +1	Link +2	Link +3	Link +4	Link +5	Link +6	Link +7	Link +8	Link +9	Link +10
58	1.40	(49,19)	.00	1.40	.36	.01	.00	.00	.00	.00	.00	.00	.00	.00
				Links 10+	.03	.26	.00	.00	.00	.00	.00	.74	.00	.00
59	1.31	(326, 1)	.00	1.31	.44	.11	.00	.00	.00	.00	.00	.00	.00	.00
				Links 10+	.20	.13	.00	.00	.00	.00	.00	.43	.00	.00
60	1.37	(326, 1)	.00	1.37	.47	.04	.00	.00	.00	.00	.00	.00	.00	.00
				Links 10+	.13	.17	.00	.00	.00	.00	.00	.56	.00	.00

MAXIMUM 1-HOUR AVERAGED LINK CONTRIBUTIONS
IN PARTS PER MILLION (PPM)
INCLUDING AMBIENT BACKGROUND CONCENTRATIONS.

Rcptr No.	Total Conc	Ending Day Hr	Ambient Backgnd	Total Link	Link +1	Link +2	Link +3	Link +4	Link +5	Link +6	Link +7	Link +8	Link +9	Link +10
1	2.50	(67, 7)	.00	2.50	.50	.10	.00	.00	.00	.00	.00	.00	.00	.00
				Links 10+	.00	.50	.00	.00	.00	.00	.00	1.40	.00	.00
2	2.40	(338,20)	.00	2.40	.50	.40	.00	.00	.00	.00	.00	.00	.00	.00
				Links 10+	.00	.50	.00	.00	.00	.00	.00	1.00	.00	.00
3	2.50	(50, 8)	.00	2.50	.50	.70	.00	.00	.00	.00	.00	.00	.00	.00
				Links 10+	.00	.50	.00	.00	.00	.00	.00	.80	.00	.00
4	2.60	(50, 8)	.00	2.60	.30	1.00	.00	.00	.00	.00	.00	.00	.00	.00
				Links 10+	.10	.40	.00	.00	.00	.00	.00	.80	.00	.00
5	2.60	(50, 8)	.00	2.60	.20	1.10	.00	.00	.00	.00	.00	.00	.00	.00
				Links 10+	.20	.40	.00	.00	.00	.00	.00	.70	.00	.00
6	2.50	(50, 8)	.00	2.50	.20	1.10	.00	.00	.00	.00	.00	.00	.00	.00
				Links 10+	.30	.30	.00	.00	.00	.00	.00	.60	.00	.00
7	2.30	(29, 9)	.00	2.30	.20	1.10	.00	.00	.00	.00	.00	.00	.00	.00
				Links 10+	.30	.30	.00	.00	.00	.00	.00	.40	.00	.00
8	2.30	(50, 8)	.00	2.30	.10	1.20	.00	.00	.00	.00	.00	.00	.00	.00
				Links 10+	.50	.20	.00	.00	.00	.00	.00	.30	.00	.00
9	2.40	(50, 8)	.00	2.40	.10	1.30	.00	.00	.00	.00	.00	.00	.00	.00
				Links 10+	.50	.20	.00	.00	.00	.00	.00	.30	.00	.00
10	2.30	(41,18)	.00	2.30	.00	1.50	.00	.00	.10	.00	.00	.10	.00	.00
				Links 10+	.60	.00	.00	.00	.00	.00	.00	.00	.00	.00
11	2.30	(50, 8)	.00	2.30	.10	1.30	.00	.00	.00	.00	.00	.00	.00	.00
				Links 10+	.60	.10	.00	.00	.00	.00	.00	.20	.00	.00
12	2.20	(50, 8)	.00	2.20	.00	1.30	.00	.00	.00	.00	.00	.00	.00	.00
				Links 10+	.60	.10	.00	.00	.00	.00	.00	.20	.00	.00

JOB: HSS FDR Air Quality Build/70' Jets

RUN: FDR DRIVE BET E 67TH-75TH STS/70' JETS

LINK CONTRIBUTION TABLES

MAXIMUM 1-HOUR AVERAGED LINK CONTRIBUTIONS
IN PARTS PER MILLION (PPM)
INCLUDING AMBIENT BACKGROUND CONCENTRATIONS.

Rcptr No.	Total Conc	Ending Day Hr	Ambient Backgnd	Total Link	Link +1	Link +2	Link +3	Link +4	Link +5	Link +6	Link +7	Link +8	Link +9	Link +10
13	2.30	(41,18)	.00	2.30	.00	1.50	.00	.00	.10	.00	.10	.10	.00	.00
				Links 10+	.50	.00	.00	.00	.00	.00	.00	.00	.00	.00
14	2.20	(41,18)	.00	2.20	.00	1.40	.00	.00	.10	.00	.10	.10	.00	.00
				Links 10+	.50	.00	.00	.00	.00	.00	.00	.00	.00	.00
15	2.30	(41,18)	.00	2.30	.00	1.40	.00	.00	.10	.00	.10	.10	.00	.00
				Links 10+	.50	.00	.00	.00	.00	.00	.10	.00	.00	.00
16	2.30	(41,18)	.00	2.30	.00	1.40	.00	.00	.10	.00	.10	.10	.00	.00
				Links 10+	.50	.00	.00	.00	.00	.00	.10	.00	.00	.00
17	2.30	(41,18)	.00	2.30	.00	1.40	.00	.00	.10	.00	.10	.10	.00	.00
				Links 10+	.50	.00	.00	.00	.00	.00	.10	.00	.00	.00
18	2.20	(41,18)	.00	2.20	.00	1.40	.00	.00	.10	.00	.10	.10	.00	.00
				Links 10+	.40	.00	.00	.00	.00	.00	.10	.00	.00	.00
19	2.20	(41,18)	.00	2.20	.00	1.40	.00	.00	.10	.00	.10	.10	.00	.00
				Links 10+	.40	.00	.00	.00	.00	.00	.10	.00	.00	.00
20	2.20	(285,21)	.00	2.20	.00	1.40	.00	.00	.00	.00	.00	.00	.00	.00
				Links 10+	.70	.00	.00	.00	.00	.10	.00	.00	.00	.00
21	2.30	(41,18)	.00	2.30	.00	1.30	.00	.00	.10	.10	.10	.10	.00	.10
				Links 10+	.40	.00	.00	.00	.00	.00	.10	.00	.00	.00
22	2.30	(41,18)	.00	2.30	.00	1.30	.10	.00	.10	.10	.10	.10	.00	.10
				Links 10+	.30	.00	.00	.00	.00	.00	.10	.00	.00	.00
23	2.20	(41,18)	.00	2.20	.00	1.20	.10	.00	.10	.10	.10	.10	.00	.10
				Links 10+	.30	.00	.00	.00	.00	.00	.10	.00	.00	.00
24	2.30	(41,18)	.00	2.30	.00	1.20	.10	.00	.10	.10	.10	.10	.10	.10
				Links 10+	.30	.00	.00	.00	.00	.00	.10	.00	.00	.00
25	2.30	(41,18)	.00	2.30	.00	1.10	.10	.10	.10	.10	.10	.20	.10	.10
				Links 10+	.20	.00	.00	.00	.00	.00	.10	.00	.00	.00
26	2.30	(41,18)	.00	2.30	.00	1.00	.10	.10	.20	.10	.10	.20	.10	.10
				Links 10+	.20	.00	.00	.00	.00	.00	.10	.00	.00	.00
27	2.30	(41,18)	.00	2.30	.00	1.00	.10	.10	.20	.10	.10	.20	.10	.10
				Links 10+	.10	.00	.00	.00	.00	.00	.20	.00	.00	.00
28	2.20	(41,18)	.00	2.20	.00	.80	.20	.10	.20	.10	.10	.20	.10	.10
				Links 10+	.10	.00	.00	.00	.00	.00	.20	.00	.00	.00
29	2.20	(50, 8)	.00	2.20	.00	1.40	.00	.00	.00	.00	.00	.00	.00	.00
				Links 10+	.70	.00	.00	.00	.00	.10	.00	.00	.00	.00
30	2.20	(41,18)	.00	2.20	.00	.40	.40	.20	.20	.10	.10	.20	.10	.10
				Links 10+	.00	.00	.10	.00	.00	.00	.30	.00	.00	.00
31	2.20	(29, 9)	.00	2.20	.00	1.40	.00	.00	.00	.00	.00	.00	.00	.00
				Links 10+	.70	.00	.00	.00	.00	.10	.00	.00	.00	.00

JOB: HSS FDR Air Quality Build/70' Jets

RUN: FDR DRIVE BET E 67TH-75TH STS/70' JETS

LINK CONTRIBUTION TABLES

MAXIMUM 1-HOUR AVERAGED LINK CONTRIBUTIONS
IN PARTS PER MILLION (PPM)
INCLUDING AMBIENT BACKGROUND CONCENTRATIONS.

Rcptr No.	Total Conc	Ending Day Hr	Ambient Backgnd	Total Link	Link +1	Link +2	Link +3	Link +4	Link +5	Link +6	Link +7	Link +8	Link +9	Link +10
32	2.20	(41,18)	.00	2.20	.00	.00	.50	.30	.30	.10	.10	.30	.10	.00
				Links 10+	.00	.00	.10	.00	.00	.00	.40	.00	.00	.00
33	2.10	(41,18)	.00	2.10	.00	.00	.20	.30	.40	.10	.10	.30	.10	.00
				Links 10+	.00	.00	.10	.00	.00	.00	.50	.00	.00	.00
34	2.10	(41,18)	.00	2.10	.00	.00	.00	.40	.40	.10	.10	.40	.00	.00
				Links 10+	.00	.00	.10	.00	.00	.00	.60	.00	.00	.00
35	2.40	(41,18)	.00	2.40	.00	.00	.00	.40	.50	.10	.10	.40	.00	.00
				Links 10+	.00	.00	.10	.00	.00	.00	.80	.00	.00	.00
36	2.80	(41,18)	.00	2.80	.00	.00	.00	.30	.70	.10	.10	.40	.00	.00
				Links 10+	.00	.00	.10	.00	.00	.00	1.10	.00	.00	.00
37	3.30	(41,18)	.00	3.30	.00	.00	.00	.20	.90	.10	.20	.40	.00	.00
				Links 10+	.00	.00	.10	.00	.00	.00	1.40	.00	.00	.00
38	4.30	(285,21)	.00	4.30	.00	.00	.00	.10	1.00	.00	.00	.50	.00	.00
				Links 10+	.00	.00	.10	.00	.00	.00	2.60	.00	.00	.00
39	4.50	(285,21)	.00	4.50	.00	.00	.00	.00	1.10	.00	.00	.50	.00	.00
				Links 10+	.00	.00	.10	.00	.00	.00	2.80	.00	.00	.00
40	3.60	(172,16)	.00	3.60	.00	.00	.00	.00	.70	.00	.00	.40	.00	.00
				Links 10+	.00	.00	.10	.00	.00	.00	2.40	.00	.00	.00
41	4.00	(50, 8)	.00	4.00	.00	.10	.10	.20	.70	.00	.00	.10	.20	.10
				Links 10+	.20	.00	.00	.00	.00	.00	2.30	.00	.00	.00
42	3.60	(50, 8)	.00	3.60	.00	.10	.00	.10	.80	.00	.00	.10	.10	.10
				Links 10+	.20	.00	.00	.00	.00	.00	2.10	.00	.00	.00
43	3.00	(50, 8)	.00	3.00	.00	.10	.00	.10	.90	.00	.00	.20	.10	.10
				Links 10+	.10	.00	.00	.00	.00	.00	1.40	.00	.00	.00
44	2.70	(316,17)	.00	2.70	.00	.30	.10	.10	.70	.00	.00	.10	.10	.10
				Links 10+	.30	.00	.00	.00	.00	.00	.90	.00	.00	.00
45	2.50	(316,17)	.00	2.50	.00	.30	.10	.10	.80	.00	.00	.10	.10	.00
				Links 10+	.30	.00	.00	.00	.00	.00	.70	.00	.00	.00
46	2.20	(316,17)	.00	2.20	.00	.20	.00	.10	.80	.00	.00	.10	.10	.00
				Links 10+	.30	.00	.00	.00	.00	.00	.60	.00	.00	.00
47	2.10	(316,17)	.00	2.10	.00	.20	.00	.10	.90	.00	.00	.20	.10	.00
				Links 10+	.20	.00	.00	.00	.00	.00	.40	.00	.00	.00
48	2.10	(316,17)	.00	2.10	.00	.20	.00	.10	.90	.00	.00	.20	.10	.00
				Links 10+	.20	.00	.00	.00	.00	.00	.40	.00	.00	.00
49	1.90	(29, 9)	.00	1.90	.00	.10	.00	.00	1.00	.00	.00	.40	.00	.00
				Links 10+	.10	.00	.10	.00	.00	.00	.20	.00	.00	.00
50	1.90	(29, 9)	.00	1.90	.00	.10	.00	.00	1.00	.00	.00	.40	.00	.00
				Links 10+	.10	.00	.10	.00	.00	.00	.20	.00	.00	.00

JOB: HSS FDR Air Quality Build/70' Jets

RUN: FDR DRIVE BET E 67TH-75TH STS/70' JETS

LINK CONTRIBUTION TABLES

MAXIMUM 1-HOUR AVERAGED LINK CONTRIBUTIONS
IN PARTS PER MILLION (PPM)
INCLUDING AMBIENT BACKGROUND CONCENTRATIONS.

Rcptr No.	Total Conc	Ending Day Hr	Ambient Backgnd	Total Link	Link +1	Link +2	Link +3	Link +4	Link +5	Link +6	Link +7	Link +8	Link +9	Link +10
51	1.90	(316,17)	.00	1.90	.00	.20	.00	.00	1.00	.00	.00	.30	.00	.00
			Links	10+	.20	.00	.00	.00	.00	.00	.20	.00	.00	.00
52	1.90	(316,17)	.00	1.90	.00	.20	.00	.00	1.00	.00	.00	.30	.00	.00
			Links	10+	.20	.00	.00	.00	.00	.00	.20	.00	.00	.00
53	2.00	(285,21)	.00	2.00	.00	.00	.00	.00	1.00	.30	.50	.20	.00	.00
			Links	10+	.00	.00	.00	.00	.00	.00	.00	.00	.00	.00
54	1.90	(285,21)	.00	1.90	.00	.00	.00	.00	.80	.40	.60	.10	.00	.00
			Links	10+	.00	.00	.00	.00	.00	.00	.00	.00	.00	.00
55	2.00	(285,21)	.00	2.00	.00	.00	.00	.00	.50	.80	.70	.00	.00	.00
			Links	10+	.00	.00	.00	.00	.00	.00	.00	.00	.00	.00
56	1.90	(285,21)	.00	1.90	.00	.00	.00	.00	.00	1.20	.70	.00	.00	.00
			Links	10+	.00	.00	.00	.00	.00	.00	.00	.00	.00	.00
57	2.40	(172,16)	.00	2.40	.70	.10	.00	.00	.00	.00	.00	.00	.00	.00
			Links	10+	.20	.30	.00	.00	.00	.00	.00	1.10	.00	.00
58	2.90	(172,16)	.00	2.90	.70	.00	.00	.00	.00	.00	.00	.00	.00	.00
			Links	10+	.10	.50	.00	.00	.00	.00	.00	1.60	.00	.00
59	2.80	(285,21)	.00	2.80	1.00	.30	.00	.00	.00	.00	.00	.00	.00	.00
			Links	10+	.40	.20	.00	.00	.00	.10	.00	.80	.00	.00
60	3.10	(285,21)	.00	3.10	1.00	.10	.00	.00	.00	.00	.00	.00	.00	.00
			Links	10+	.30	.40	.00	.00	.00	.10	.00	1.20	.00	.00

SECOND HIGHEST 1-HOUR AVERAGED LINK CONTRIBUTIONS
IN PARTS PER MILLION (PPM)
INCLUDING AMBIENT BACKGROUND CONCENTRATIONS.

Rcptr No.	Total Conc	Ending Day Hr	Ambient Backgnd	Total Link	Link +1	Link +2	Link +3	Link +4	Link +5	Link +6	Link +7	Link +8	Link +9	Link +10
1	2.20	(228, 8)	.00	2.20	.40	.40	.00	.00	.00	.00	.00	.00	.00	.00
			Links	10+	.20	.30	.00	.00	.00	.00	.00	.90	.00	.00
2	2.20	(50, 8)	.00	2.20	.80	.30	.00	.00	.00	.00	.00	.00	.00	.00
			Links	10+	.00	.50	.00	.00	.00	.00	.00	.60	.00	.00
3	2.50	(76,19)	.00	2.50	.50	.70	.00	.00	.00	.00	.00	.00	.00	.00
			Links	10+	.00	.50	.00	.00	.00	.00	.00	.80	.00	.00
4	2.50	(76,19)	.00	2.50	.30	.90	.00	.00	.00	.00	.00	.00	.00	.00
			Links	10+	.10	.40	.00	.00	.00	.00	.00	.80	.00	.00
5	2.30	(29, 9)	.00	2.30	.30	.90	.00	.00	.00	.00	.00	.00	.00	.00
			Links	10+	.10	.40	.00	.00	.00	.00	.00	.60	.00	.00

JOB: HSS FDR Air Quality Build/70' Jets

RUN: FDR DRIVE BET E 67TH-75TH STS/70' JETS

LINK CONTRIBUTION TABLES

SECOND HIGHEST 1-HOUR AVERAGED LINK CONTRIBUTIONS
IN PARTS PER MILLION (PPM)
INCLUDING AMBIENT BACKGROUND CONCENTRATIONS.

Rcptr No.	Total Conc	Ending Day Hr	Ambient Backgnd	Total Link	Link +1	Link +2	Link +3	Link +4	Link +5	Link +6	Link +7	Link +8	Link +9	Link +10
6	2.40	(76,19)	.00	2.40	.20	1.10	.00	.00	.00	.00	.00	.00	.00	.00
				Links 10+	.30	.30	.00	.00	.00	.00	.00	.50	.00	.00
7	2.30	(50, 8)	.00	2.30	.10	1.20	.00	.00	.00	.00	.00	.00	.00	.00
				Links 10+	.40	.20	.00	.00	.00	.00	.00	.40	.00	.00
8	2.20	(29, 9)	.00	2.20	.10	1.20	.00	.00	.00	.00	.00	.00	.00	.00
				Links 10+	.30	.20	.00	.00	.00	.00	.00	.40	.00	.00
9	2.20	(29, 9)	.00	2.20	.10	1.20	.00	.00	.00	.00	.00	.00	.00	.00
				Links 10+	.40	.20	.00	.00	.00	.00	.00	.30	.00	.00
10	2.30	(50, 8)	.00	2.30	.10	1.30	.00	.00	.00	.00	.00	.00	.00	.00
				Links 10+	.60	.10	.00	.00	.00	.00	.00	.20	.00	.00
11	2.20	(41,18)	.00	2.20	.00	1.50	.00	.00	.10	.00	.00	.10	.00	.00
				Links 10+	.50	.00	.00	.00	.00	.00	.00	.00	.00	.00
12	2.20	(285,21)	.00	2.20	.00	1.40	.00	.00	.00	.00	.00	.00	.00	.00
				Links 10+	.70	.00	.00	.00	.00	.10	.00	.00	.00	.00
13	2.20	(285,21)	.00	2.20	.00	1.40	.00	.00	.00	.00	.00	.00	.00	.00
				Links 10+	.70	.00	.00	.00	.00	.10	.00	.00	.00	.00
14	2.20	(285,21)	.00	2.20	.00	1.40	.00	.00	.00	.00	.00	.00	.00	.00
				Links 10+	.70	.00	.00	.00	.00	.10	.00	.00	.00	.00
15	2.20	(50, 8)	.00	2.20	.00	1.30	.00	.00	.00	.00	.00	.00	.00	.00
				Links 10+	.70	.10	.00	.00	.00	.00	.00	.10	.00	.00
16	2.20	(50, 8)	.00	2.20	.00	1.30	.00	.00	.00	.00	.00	.00	.00	.00
				Links 10+	.70	.10	.00	.00	.00	.00	.00	.10	.00	.00
17	2.20	(285,21)	.00	2.20	.00	1.40	.00	.00	.00	.00	.00	.00	.00	.00
				Links 10+	.70	.00	.00	.00	.00	.10	.00	.00	.00	.00
18	2.20	(50, 8)	.00	2.20	.00	1.40	.00	.00	.00	.00	.00	.00	.00	.00
				Links 10+	.70	.00	.00	.00	.00	.00	.00	.10	.00	.00
19	2.20	(50, 8)	.00	2.20	.00	1.40	.00	.00	.00	.00	.00	.00	.00	.00
				Links 10+	.70	.00	.00	.00	.00	.00	.00	.10	.00	.00
20	2.10	(41,18)	.00	2.10	.00	1.30	.00	.00	.10	.00	.10	.10	.00	.00
				Links 10+	.40	.00	.00	.00	.00	.00	.10	.00	.00	.00
21	2.20	(285,21)	.00	2.20	.00	1.40	.00	.00	.00	.00	.00	.00	.00	.00
				Links 10+	.70	.00	.00	.00	.00	.10	.00	.00	.00	.00
22	2.20	(50, 8)	.00	2.20	.00	1.40	.00	.00	.00	.00	.00	.00	.00	.00
				Links 10+	.70	.00	.00	.00	.00	.10	.00	.00	.00	.00
23	2.20	(50, 8)	.00	2.20	.00	1.40	.00	.00	.00	.00	.00	.00	.00	.00
				Links 10+	.70	.00	.00	.00	.00	.10	.00	.00	.00	.00
24	2.20	(50, 8)	.00	2.20	.00	1.40	.00	.00	.00	.00	.00	.00	.00	.00
				Links 10+	.70	.00	.00	.00	.00	.10	.00	.00	.00	.00

JOB: HSS FDR Air Quality Build/70' Jets

RUN: FDR DRIVE BET E 67TH-75TH STS/70' JETS

LINK CONTRIBUTION TABLES

SECOND HIGHEST 1-HOUR AVERAGED LINK CONTRIBUTIONS
IN PARTS PER MILLION (PPM)
INCLUDING AMBIENT BACKGROUND CONCENTRATIONS.

Rcptr No.	Total Conc	Ending Day Hr	Ambient Backgnd	Total Link	Link +1	Link +2	Link +3	Link +4	Link +5	Link +6	Link +7	Link +8	Link +9	Link +10
25	2.20	(50, 8)	.00	2.20	.00	1.40	.00	.00	.00	.00	.00	.00	.00	.00
			Links 10+		.70	.00	.00	.00	.00	.10	.00	.00	.00	.00
26	2.20	(50, 8)	.00	2.20	.00	1.40	.00	.00	.00	.00	.00	.00	.00	.00
			Links 10+		.70	.00	.00	.00	.00	.10	.00	.00	.00	.00
27	2.20	(29, 9)	.00	2.20	.00	1.40	.00	.00	.00	.00	.00	.00	.00	.00
			Links 10+		.70	.00	.00	.00	.00	.10	.00	.00	.00	.00
28	2.20	(29, 9)	.00	2.20	.00	1.40	.00	.00	.00	.00	.00	.00	.00	.00
			Links 10+		.70	.00	.00	.00	.00	.10	.00	.00	.00	.00
29	2.10	(41,18)	.00	2.10	.00	.70	.30	.10	.20	.10	.10	.20	.10	.10
			Links 10+		.00	.00	.00	.00	.00	.00	.20	.00	.00	.00
30	2.20	(29, 9)	.00	2.20	.00	1.40	.00	.00	.00	.00	.00	.00	.00	.00
			Links 10+		.70	.00	.00	.00	.00	.10	.00	.00	.00	.00
31	2.20	(50, 8)	.00	2.20	.00	1.40	.00	.00	.00	.00	.00	.00	.00	.00
			Links 10+		.70	.00	.00	.00	.00	.10	.00	.00	.00	.00
32	2.10	(29, 9)	.00	2.10	.00	1.30	.00	.00	.00	.00	.00	.00	.00	.00
			Links 10+		.70	.00	.00	.00	.00	.10	.00	.00	.00	.00
33	2.10	(29, 9)	.00	2.10	.00	1.00	.30	.00	.00	.00	.00	.00	.00	.00
			Links 10+		.70	.00	.00	.00	.00	.10	.00	.00	.00	.00
34	2.00	(50, 8)	.00	2.00	.00	.60	.60	.00	.00	.00	.00	.00	.00	.00
			Links 10+		.70	.00	.00	.00	.00	.10	.00	.00	.00	.00
35	2.10	(140, 7)	.00	2.10	.00	.00	.00	.30	.50	.10	.10	.40	.00	.00
			Links 10+		.00	.00	.00	.00	.00	.00	.70	.00	.00	.00
36	2.30	(140, 7)	.00	2.30	.00	.00	.00	.20	.60	.10	.10	.40	.00	.00
			Links 10+		.00	.00	.00	.00	.00	.00	.90	.00	.00	.00
37	2.90	(285,21)	.00	2.90	.00	.00	.00	.40	.50	.00	.00	.50	.00	.00
			Links 10+		.00	.00	.10	.00	.00	.00	1.40	.00	.00	.00
38	3.60	(41,18)	.00	3.60	.00	.00	.00	.00	1.10	.10	.20	.40	.00	.00
			Links 10+		.00	.00	.10	.00	.00	.00	1.70	.00	.00	.00
39	3.90	(285,23)	.00	3.90	.00	.00	.00	.00	.80	.00	.00	.50	.00	.00
			Links 10+		.00	.00	.10	.00	.00	.00	2.50	.00	.00	.00
40	3.60	(285,21)	.00	3.60	.00	.00	.00	.00	1.10	.00	.00	.50	.00	.00
			Links 10+		.00	.00	.10	.00	.00	.00	1.90	.00	.00	.00
41	3.90	(76,19)	.00	3.90	.00	.10	.00	.20	.70	.00	.00	.10	.20	.10
			Links 10+		.20	.00	.00	.00	.00	.00	2.30	.00	.00	.00
42	3.40	(76,19)	.00	3.40	.00	.10	.00	.10	.80	.00	.00	.10	.10	.10
			Links 10+		.10	.00	.00	.00	.00	.00	2.00	.00	.00	.00
43	2.80	(29, 9)	.00	2.80	.00	.10	.00	.10	.80	.00	.00	.10	.10	.10
			Links 10+		.20	.00	.00	.00	.00	.00	1.30	.00	.00	.00

JOB: HSS FDR Air Quality Build/70' Jets

RUN: FDR DRIVE BET E 67TH-75TH STS/70' JETS

LINK CONTRIBUTION TABLES

SECOND HIGHEST 1-HOUR AVERAGED LINK CONTRIBUTIONS
IN PARTS PER MILLION (PPM)
INCLUDING AMBIENT BACKGROUND CONCENTRATIONS.

Rcptr No.	Total Conc	Ending Day Hr	Ambient Backgnd	Total Link	Link +1	Link +2	Link +3	Link +4	Link +5	Link +6	Link +7	Link +8	Link +9	Link +10
44	2.40	(29, 9)	.00	2.40	.00	.10	.00	.10	.80	.00	.00	.20	.10	.00
				Links 10+	.20	.00	.00	.00	.00	.00	.90	.00	.00	.00
45	2.20	(29, 9)	.00	2.20	.00	.10	.00	.10	.90	.00	.00	.30	.10	.00
				Links 10+	.10	.00	.00	.00	.00	.00	.60	.00	.00	.00
46	2.10	(50, 8)	.00	2.10	.00	.10	.00	.00	1.00	.00	.00	.40	.10	.00
				Links 10+	.10	.00	.00	.00	.00	.00	.40	.00	.00	.00
47	1.90	(50, 8)	.00	1.90	.00	.00	.00	.00	1.00	.00	.00	.40	.10	.00
				Links 10+	.10	.00	.00	.00	.00	.00	.30	.00	.00	.00
48	1.80	(50, 8)	.00	1.80	.00	.00	.00	.00	1.00	.00	.00	.40	.00	.00
				Links 10+	.10	.00	.10	.00	.00	.00	.20	.00	.00	.00
49	1.90	(50, 8)	.00	1.90	.00	.00	.00	.00	1.00	.00	.00	.50	.00	.00
				Links 10+	.10	.00	.10	.00	.00	.00	.20	.00	.00	.00
50	1.90	(316,17)	.00	1.90	.00	.20	.00	.00	1.00	.00	.00	.20	.00	.00
				Links 10+	.20	.00	.00	.00	.00	.00	.30	.00	.00	.00
51	1.90	(41,18)	.00	1.90	.00	.00	.00	.00	.80	.50	.50	.10	.00	.00
				Links 10+	.00	.00	.00	.00	.00	.00	.00	.00	.00	.00
52	1.80	(29, 9)	.00	1.80	.00	.10	.00	.00	1.00	.00	.00	.40	.00	.00
				Links 10+	.10	.00	.10	.00	.00	.00	.10	.00	.00	.00
53	1.90	(316,17)	.00	1.90	.00	.20	.00	.00	1.00	.00	.00	.30	.00	.00
				Links 10+	.20	.00	.00	.00	.00	.00	.20	.00	.00	.00
54	1.90	(316,17)	.00	1.90	.00	.20	.00	.00	1.00	.00	.00	.30	.00	.00
				Links 10+	.20	.00	.00	.00	.00	.00	.20	.00	.00	.00
55	1.80	(29, 9)	.00	1.80	.00	.00	.00	.00	1.00	.00	.00	.50	.00	.00
				Links 10+	.10	.00	.10	.00	.00	.00	.10	.00	.00	.00
56	1.80	(29, 9)	.00	1.80	.00	.00	.00	.00	1.00	.00	.00	.50	.00	.00
				Links 10+	.10	.00	.10	.00	.00	.00	.10	.00	.00	.00
57	2.40	(228, 8)	.00	2.40	.70	.00	.00	.00	.00	.00	.00	.00	.00	.00
				Links 10+	.10	.40	.00	.00	.00	.00	.00	1.20	.00	.00
58	2.40	(285,21)	.00	2.40	.80	.50	.00	.00	.00	.00	.00	.00	.00	.00
				Links 10+	.60	.10	.00	.00	.00	.10	.00	.30	.00	.00
59	2.60	(172,16)	.00	2.60	.70	.00	.00	.00	.00	.00	.00	.00	.00	.00
				Links 10+	.00	.50	.00	.00	.00	.00	.00	1.40	.00	.00
60	2.60	(165, 9)	.00	2.60	.80	.10	.00	.00	.00	.00	.00	.00	.00	.00
				Links 10+	.20	.40	.00	.00	.00	.00	.00	1.10	.00	.00

JOB: HSS FDR Air Quality Build/70' Jets

RUN: FDR DRIVE BET E 67TH-75TH STS/70' JETS

CALM DURATION FREQUENCY

Hours of Consecutive Calm Winds	Frequency of Occurrence	(Julian day/hour ending) of Significant Occurrences
1	155	(5,13)(5,19)(5,23)(6, 4)(29,10)(41,19)(49,19)(52, 8)(52,12)(59,18) (61,13)(63, 2)(63,24)(67,13)(73,17)(75, 1)(75,22)(76,16)(82,20)(83,14) (85, 5)(86,13)(87, 1)(88, 6)(92, 5)(109,21)(110, 1)(110, 3)(118, 7)(118, 9) (122, 7)(124,23)(126,21)(126,23)(127, 8)(131, 4)(135, 7)(139, 5)(139,16)(140, 6) (141, 4)(141, 8)(145, 4)(145, 6)(146,21)(147, 7)(147,13)(148, 2)(148, 8)(148,10) (150,21)(150,23)(154, 4)(154,18)(156, 5)(156,11)(156,15)(157,16)(158, 7)(160, 7) (160,11)(162,12)(162,22)(163, 2)(164, 5)(165, 2)(165,16)(165,22)(166,13)(170, 1) (170,15)(173, 1)(174, 4)(174,11)(174,14)(174,22)(175, 2)(175,16)(176, 7)(177,22) (180, 5)(182,24)(183, 5)(184, 4)(185, 8)(185,10)(188, 1)(190, 9)(194,21)(196, 3) (199, 2)(200, 2)(200,18)(200,23)(201, 1)(206, 3)(213,24)(216,10)(218,22)(219, 4) (224, 6)(225, 4)(226, 7)(227,17)(227,19)(227,21)(232, 5)(233, 6)(236,12)(238, 5) (247, 1)(247,11)(247,20)(249,16)(249,18)(249,20)(250,11)(253,10)(253,14)(257, 6) (258,22)(263,11)(264,24)(265, 2)(267, 5)(273,10)(275, 6)(281, 2)(281, 5)(282, 2) (282, 7)(282,15)(285,22)(286,23)(291, 6)(297,22)(298, 4)(298, 9)(305,23)(307, 4) (307,11)(308, 5)(310, 3)(315, 3)(316,16)(320,16)(326, 1)(326,17)(326,22)(330, 6) (338,24)(343,13)(350,14)(357, 4)(358, 4)
2	42	(6, 2)(26,13)(26,16)(34,15)(37,14)(50, 6)(66,24)(75, 4)(76,21)(83, 6) (95,22)(117,23)(124, 5)(125, 3)(127,12)(131, 1)(132, 7)(138, 1)(147, 5)(154, 9) (174, 2)(175, 5)(175, 8)(179,12)(190, 7)(196, 6)(197,17)(198, 5)(202,23)(211, 5) (228, 3)(253,22)(259, 2)(263, 5)(267,11)(279, 1)(293, 9)(310, 1)(314, 4)(326,14) (327, 2)(350,12)
3	14	(29, 6)(118, 4)(145, 1)(165, 8)(201, 6)(247,24)(282,12)(298, 2)(309,22)(314, 8) (320, 7)(320,11)(331, 7)(351, 5)
4	6	(1, 9)(115, 7)(141,13)(170, 6)(231, 7)(280, 5)
5	5	(64,15)(77, 3)(139, 2)(330, 3)(362,13)
6	3	(163,10)(225,13)(359,22)
7	1	(140, 4)
8	1	(54,14)
16	1	(48,12)
23	1	(13,18)

Program terminated normally

DATE : 7/18/ 8
TIME : 14:58:39

JOB: HSS FDR Air Quality Build/70' Jets

RUN: FDR DRIVE BET E 67TH-75TH STS/70' JETS

General Information

Run start date: 1/ 1/ 4 Julian: 1
end date: 12/31/ 4 Julian: 366

A Tier 2 approach was used for input data preparation.

The MODE flag has been set to C for calculating CO averages.

Ambient background concentrations are included in the averages below.

Site & Meteorological Constants

VS = .0 CM/S VD = .0 CM/S Z0 = 175. CM ATIM = 60.

Met. Sfc. Sta. Id & Yr = 72503 2004
Upper Air Sta. Id & Yr = 94703 2004

CAUTION: The input years for the Run and Meteorological data differ. The respective values are: 4 and 2004.

Urban mixing heights were processed.

In 2004, Julian day 1 is a Thursday.

The patterns from the input file have been assigned as follows:

Pattern # 1 is assigned to Monday.
Pattern # 1 is assigned to Tuesday.
Pattern # 1 is assigned to Wednesday.
Pattern # 1 is assigned to Thursday.
Pattern # 1 is assigned to Friday.
Pattern # 1 is assigned to Saturday.
Pattern # 1 is assigned to Sunday.

Link Data Constants - (Variable data in *.LNK file)

	LINK DESCRIPTION	LINK COORDINATES (FT) X1	Y1	X2	Y2	LENGTH (FT)	BRG (DEG)	TYPE	H (FT)	W (FT)	NLANES
1.	FDR N/B 67th-68th St	-132.0	-225.0	15.0	-10.0	260.	34.	AG	.0	36.0	
2.	FDR N/B 68th-71st St	15.0	-10.0	438.0	608.0	749.	34.	AG	.0	36.0	
3.	FDR N/B 71st St-Site	438.0	608.0	472.0	657.0	60.	35.	AG	.0	36.0	
4.	FDR N/B Site-itself	472.0	657.0	530.0	743.0	104.	34.	AG	.0	36.0	
5.	FDR N/B Site-73rd St	530.0	743.0	773.0	1098.0	430.	34.	AG	.0	36.0	
6.	FDR N/B 73rd-75th St	773.0	1098.0	1056.0	1625.0	598.	28.	AG	.0	36.0	

JOB: HSS FDR Air Quality Build/70' Jets

RUN: FDR DRIVE BET E 67TH-75TH STS/70' JETS

Link Data Constants - (Variable data in *.LNK file)

LINK DESCRIPTION	LINK COORDINATES (FT) X1	Y1	X2	Y2	LENGTH (FT)	BRG (DEG)	TYPE	H (FT)	W (FT)	NLANES
7. FDR S/B 75th-73rd St	743.0	1118.0	1026.0	1645.0	598.	28.	AG	.0	36.0	
8. FDR S/B 73rd St-Site	500.0	763.0	743.0	1118.0	430.	34.	AG	.0	36.0	
9. FDR S/B Site-itself	442.0	679.0	500.0	763.0	102.	35.	AG	.0	36.0	
10. FDR S/B Site-71st St	408.0	628.0	442.0	679.0	61.	34.	AG	.0	36.0	
11. FDR S/B 71st-68th St	-15.0	10.0	408.0	628.0	749.	34.	AG	.0	36.0	
12. FDR S/B 68th-67th St	-162.0	-205.0	-15.0	10.0	260.	34.	AG	.0	36.0	
13. FDR Service 73-Site	477.0	779.0	720.0	1134.0	430.	34.	AG	.0	32.0	
14. FDR Service Rd Site	419.0	695.0	477.0	779.0	102.	35.	AG	.0	32.0	
15. FDR Service Site-71	385.0	644.0	419.0	695.0	61.	34.	AG	.0	32.0	
16. FDR Service 68-71 St	-38.0	26.0	385.0	644.0	749.	34.	AG	.0	32.0	
17. FDR N/B 70' Jet 71St	530.0	743.0	570.0	800.0	70.	35.	AG	.0	32.0	
18. FDR S/B 70' Jet 68St	-15.0	10.0	-55.0	-47.0	70.	215.	AG	.0	32.0	

Receptor Data

RECEPTOR	COORDINATES (FT) X	Y	Z
1. RECEPTOR 1	34.0	-23.0	6.0
2. RECEPTOR 2	48.0	-4.0	6.0
3. RECEPTOR 3	62.0	17.0	6.0
4. RECEPTOR 4	75.0	37.0	6.0
5. RECEPTOR 5	89.0	57.0	6.0
6. RECEPTOR 6	103.0	77.0	6.0
7. RECEPTOR 7	117.0	97.0	6.0
8. RECEPTOR 8	130.0	117.0	6.0
9. RECEPTOR 9	144.0	137.0	6.0
10. RECEPTOR 10	158.0	158.0	6.0
11. RECEPTOR 11	172.0	178.0	6.0
12. RECEPTOR 12	186.0	198.0	6.0
13. RECEPTOR 13	199.0	218.0	6.0
14. RECEPTOR 14	213.0	238.0	6.0
15. RECEPTOR 15	227.0	258.0	6.0
16. RECEPTOR 16	241.0	278.0	6.0
17. RECEPTOR 17	255.0	299.0	6.0
18. RECEPTOR 18	268.0	319.0	6.0
19. RECEPTOR 19	282.0	339.0	6.0
20. RECEPTOR 20	296.0	359.0	6.0
21. RECEPTOR 21	310.0	379.0	6.0
22. RECEPTOR 22	323.0	399.0	6.0

Receptor Data

RECEPTOR	COORDINATES (FT) X	Y	Z
23. RECEPTOR 23	337.0	419.0	6.0
24. RECEPTOR 24	351.0	440.0	6.0
25. RECEPTOR 25	365.0	460.0	6.0
26. RECEPTOR 26	379.0	480.0	6.0
27. RECEPTOR 27	392.0	500.0	6.0
28. RECEPTOR 28	406.0	520.0	6.0
29. RECEPTOR 29	420.0	540.0	6.0
30. RECEPTOR 30	434.0	561.0	6.0
31. RECEPTOR 31	447.0	581.0	6.0
32. RECEPTOR 32	461.0	601.0	6.0
33. RECEPTOR 33	475.0	621.0	6.0
34. RECEPTOR 34	489.0	641.0	6.0
35. RECEPTOR 35	503.0	661.0	6.0
36. RECEPTOR 36	516.0	681.0	6.0
37. RECEPTOR 37	530.0	702.0	6.0
38. RECEPTOR 38	544.0	722.0	6.0
39. RECEPTOR 39	558.0	742.0	6.0
40. RECEPTOR 40	571.0	762.0	6.0
41. RECEPTOR 41	585.0	782.0	6.0
42. RECEPTOR 42	599.0	802.0	6.0
43. RECEPTOR 43	613.0	822.0	6.0
44. RECEPTOR 44	627.0	843.0	6.0
45. RECEPTOR 45	640.0	863.0	6.0
46. RECEPTOR 46	654.0	883.0	6.0
47. RECEPTOR 47	668.0	903.0	6.0
48. RECEPTOR 48	682.0	923.0	6.0
49. RECEPTOR 49	696.0	943.0	6.0
50. RECEPTOR 50	709.0	964.0	6.0
51. RECEPTOR 51	723.0	984.0	6.0
52. RECEPTOR 52	737.0	1004.0	6.0
53. RECEPTOR 53	751.0	1024.0	6.0
54. RECEPTOR 54	764.0	1044.0	6.0
55. RECEPTOR 55	778.0	1064.0	6.0
56. RECEPTOR 56	792.0	1084.0	6.0
57. RECEPTOR 57	20.0	-44.0	6.0
58. RECEPTOR 58	6.0	-64.0	6.0
59. RECEPTOR 59	-7.0	-84.0	6.0
60. RECEPTOR 60	-21.0	-104.0	6.0

JOB: HSS FDR Air Quality Build/70' Jets

RUN: FDR DRIVE BET E 67TH-75TH STS/70' JETS

Model Results

Remarks : In search of the wind direction corresponding to the maximum concentration, only the first direction, of the directions with the same maximum concentrations, is indicated as the maximum.

* MAXIMUM HOURLY CONCENTRATIONS WITH ANY AMBIENT BACKGROUND CONCENTRATIONS (BKG) ADDED
* (PPM)

	REC1	REC2	REC3	REC4	REC5	REC6	REC7	REC8	REC9	REC10
MAX+BKG	2.7	2.5	2.3	2.2	2.2	2.2	2.2	2.2	2.2	2.2
- BKG	.0	.0	.0	.0	.0	.0	.0	.0	.0	.0
MAX	2.7	2.5	2.3	2.2	2.2	2.2	2.2	2.2	2.2	2.2
WIND DIR	282	261	261	234	13	13	13	13	13	13
JULIAN	60	87	87	356	299	299	299	299	299	299
HOUR	8	9	9	16	18	18	18	18	18	18

	REC11	REC12	REC13	REC14	REC15	REC16	REC17	REC18	REC19	REC20
MAX+BKG	2.1	2.1	2.1	2.1	2.1	2.1	2.1	2.1	2.1	2.1
- BKG	.0	.0	.0	.0	.0	.0	.0	.0	.0	.0
MAX	2.1	2.1	2.1	2.1	2.1	2.1	2.1	2.1	2.1	2.1
WIND DIR	324	324	324	324	324	324	324	324	324	324
JULIAN	94	94	94	94	94	94	94	94	94	94
HOUR	17	17	17	17	17	17	17	17	17	17

	REC21	REC22	REC23	REC24	REC25	REC26	REC27	REC28	REC29	REC30
MAX+BKG	2.1	2.1	2.1	2.1	2.1	2.1	2.1	2.1	1.9	1.9
- BKG	.0	.0	.0	.0	.0	.0	.0	.0	.0	.0
MAX	2.1	2.1	2.1	2.1	2.1	2.1	2.1	2.1	1.9	1.9
WIND DIR	324	324	324	324	324	13	13	13	13	324
JULIAN	94	94	94	94	94	299	299	299	299	94
HOUR	17	17	17	17	17	18	18	18	18	17

	REC31	REC32	REC33	REC34	REC35	REC36	REC37	REC38	REC39	REC40
MAX+BKG	1.9	1.9	1.9	1.9	2.1	2.6	3.2	3.9	4.8	4.7
- BKG	.0	.0	.0	.0	.0	.0	.0	.0	.0	.0
MAX	1.9	1.9	1.9	1.9	2.1	2.6	3.2	3.9	4.8	4.7
WIND DIR	229	217	229	13	13	13	13	13	324	324
JULIAN	276	99	276	299	299	299	299	299	94	94
HOUR	21	18	21	18	18	18	18	18	17	17

JOB: HSS FDR Air Quality Build/70' Jets

RUN: FDR DRIVE BET E 67TH-75TH STS/70' JETS

* MAXIMUM HOURLY CONCENTRATIONS WITH ANY AMBIENT BACKGROUND CONCENTRATIONS (BKG) ADDED
(PPM)

	REC41	REC42	REC43	REC44	REC45	REC46	REC47	REC48	REC49	REC50
MAX+BKG	3.6	3.0	2.6	2.3	2.3	2.0	1.7	1.9	1.8	1.9
- BKG	.0	.0	.0	.0	.0	.0	.0	.0	.0	.0
MAX	3.6	3.0	2.6	2.3	2.3	2.0	1.7	1.9	1.8	1.9
WIND DIR	282	234	229	217	217	217	221	13	217	13
JULIAN	60	356	276	99	99	99	64	299	99	299
HOUR	8	16	21	18	18	18	16	18	18	18

	REC51	REC52	REC53	REC54	REC55	REC56	REC57	REC58	REC59	REC60
MAX+BKG	1.8	1.9	1.9	2.0	1.8	1.8	2.9	3.4	3.1	2.6
- BKG	.0	.0	.0	.0	.0	.0	.0	.0	.0	.0
MAX	1.8	1.9	1.9	2.0	1.8	1.8	2.9	3.4	3.1	2.6
WIND DIR	13	13	13	13	13	13	324	324	324	13
JULIAN	299	299	299	299	299	299	94	94	94	299
HOUR	18	18	18	18	18	18	17	17	17	18

THE HIGHEST CONCENTRATION OF 4.80 PPM OCCURRED AT RECEPTOR REC39.

JOB: HSS FDR Air Quality Build/70' Jets

RUN: FDR DRIVE BET E 67TH-75TH STS/70' JETS

==========
Output Section
==========

NOTES PERTAINING TO THE REPORT

1. THE HIGHEST AVERAGE IN EACH OF THE FIRST TWO COLUMNS OF EACH TABLE BELOW ARE SUFFIXED BY AN ASTERISK (*). FOR PM OUTPUT, THERE IS ONLY ONE COLUMN AND ASTERISK FOR THE ANNUAL AVERAGE/PERIOD OF CONCERN TABLE.

2. THE NUMBERS IN PARENTHESES ARE THE JULIAN DAY AND ENDING HOUR FOR THE PRECEDING AVERAGE.

3. THE NUMBER OF CALM HOURS USED IN PRODUCING EACH AVERAGE ARE PREFIXED BY A C.

PRIMARY AVERAGES.

MAXIMUM 8-HOUR RUNNING NONOVERLAPPING AVERAGE CONCENTRATIONS
IN PARTS PER MILLION (PPM),
INCLUDING AMBIENT BACKGROUND CONCENTRATIONS.

Receptor Number	Highest Conc	Highest Ending Day Hr	Highest Calm	Second highest Conc	Second highest Ending Day Hr	Second highest Calm
1	1.45	(94,21)	C 2	1.39	(327,21)	C 0
2	1.40	(94,21)	C 2	1.20	(316,23)	C 0
3	1.27	(94,21)	C 2	1.18	(316,22)	C 0
4	1.20	(94,21)	C 2	1.19	(356,21)	C 0
5	1.18	(323,18)	C 0	1.15	(94,21)	C 2
6	1.15	(323,18)	C 0	1.13	(94,21)	C 2
7	1.14	(323,18)	C 0	1.13	(94,21)	C 2
8	1.15	(94,21)	C 2	1.11	(323,18)	C 0
9	1.13	(94,21)	C 2	1.13	(323,18)	C 0
10	1.13	(94,21)	C 2	1.11	(323,18)	C 0
11	1.15	(94,21)	C 2	1.09	(323,18)	C 0
12	1.15	(94,21)	C 2	1.09	(323,18)	C 0
13	1.15	(94,21)	C 2	1.06	(323,18)	C 0
14	1.15	(94,21)	C 2	1.09	(323,18)	C 0
15	1.15	(94,21)	C 2	1.09	(323,18)	C 0
16	1.15	(94,21)	C 2	1.08	(323,18)	C 0
17	1.13	(94,21)	C 2	1.05	(323,18)	C 0
18	1.13	(94,21)	C 2	1.05	(323,18)	C 0
19	1.13	(94,21)	C 2	1.03	(323,18)	C 0
20	1.12	(94,21)	C 2	1.04	(323,18)	C 0
21	1.13	(94,21)	C 2	1.04	(323,18)	C 0
22	1.13	(94,21)	C 2	1.04	(323,18)	C 0
23	1.13	(94,21)	C 2	1.01	(323,18)	C 0
24	1.13	(94,21)	C 2	1.05	(323,18)	C 0

JOB: HSS FDR Air Quality Build/70' Jets RUN: FDR DRIVE BET E 67TH-75TH STS/70' JETS

MAXIMUM 8-HOUR RUNNING NONOVERLAPPING AVERAGE CONCENTRATIONS
IN PARTS PER MILLION (PPM),
INCLUDING AMBIENT BACKGROUND CONCENTRATIONS.

Receptor Number	Highest Conc	Highest Ending Day Hr	Highest Calm	Second highest Conc	Second highest Ending Day Hr	Second highest Calm
25	1.13	(94,21)	C 2	1.05	(323,18)	C 0
26	1.13	(94,21)	C 2	1.01	(323,18)	C 0
27	1.13	(94,21)	C 2	1.05	(323,18)	C 0
28	1.12	(94,21)	C 2	1.06	(323,18)	C 0
29	1.10	(94,21)	C 2	1.06	(323,18)	C 0
30	1.10	(94,21)	C 2	1.06	(323,18)	C 0
31	1.08	(94,21)	C 2	1.06	(323,18)	C 0
32	1.01	(323,19)	C 0	1.00	(94,21)	C 2
33	1.00	(323,19)	C 0	.94	(260,23)	C 0
34	.96	(323,19)	C 0	.93	(261, 1)	C 0
35	.94	(159, 1)	C 0	.90	(323,19)	C 0
36	1.11	(159, 1)	C 0	1.02	(360,20)	C 2
37	1.26	(159, 1)	C 0	1.26	(32,22)	C 0
38	1.63	(324,19)	C 2	1.63	(299,22)	C 1
39	2.18	(324,19)	C 2	2.05	(327,21)	C 0
40	2.37*	(94,21)	C 2	2.19*	(327,21)	C 0
41	2.10	(94,21)	C 2	1.97	(316,22)	C 0
42	1.70	(323,19)	C 0	1.57	(260,23)	C 0
43	1.40	(323,19)	C 0	1.22	(261, 1)	C 0
44	1.21	(323,19)	C 0	1.04	(261, 1)	C 0
45	1.09	(323,18)	C 0	.95	(94,21)	C 2
46	.94	(323,18)	C 0	.92	(94,21)	C 2
47	.94	(323,18)	C 0	.92	(94,21)	C 2
48	.92	(94,21)	C 2	.90	(323,18)	C 0
49	.90	(94,21)	C 2	.87	(323,18)	C 0
50	.90	(94,21)	C 2	.86	(323,18)	C 0
51	.92	(94,21)	C 2	.88	(323,18)	C 0
52	.92	(94,21)	C 2	.86	(323,18)	C 0
53	.93	(94,21)	C 2	.86	(323,18)	C 0
54	.93	(94,21)	C 2	.86	(323,18)	C 0
55	.92	(94,21)	C 2	.87	(324,19)	C 2
56	.90	(94,21)	C 2	.87	(323,17)	C 0
57	1.54	(327,21)	C 0	1.47	(94,21)	C 2
58	1.52	(324,13)	C 3	1.49	(327,21)	C 0
59	1.45	(324,19)	C 2	1.30	(192,23)	C 1
60	1.28	(324,19)	C 2	1.20	(299,22)	C 1

FIVE HIGHEST 1-HOUR END-TO-END AVERAGE CONCENTRATIONS IN PARTS PER MILLION
INCLUDING AMBIENT BACKGROUND CONCENTRATIONS.

Rcptr No.	Highest Conc	Highest Ending Day Hr	Highest Calm	Second Highest Conc	Second Highest Ending Day Hr	Second Highest Calm	Third Highest Conc	Third Highest Ending Day Hr	Third Highest Calm	Fourth Highest Conc	Fourth Highest Ending Day Hr	Fourth Highest Calm	Fifth Highest Conc	Fifth Highest Ending Day Hr	Fifth Highest Calm
1	2.70	(60, 8)	C 0	2.40	(61, 7)	C 0	2.40	(87, 9)	C 0	2.40	(94,17)	C 0	2.30	(78,16)	C 0

JOB: HSS FDR Air Quality Build/70' Jets

RUN: FDR DRIVE BET E 67TH-75TH STS/70' JETS

FIVE HIGHEST 1-HOUR END-TO-END AVERAGE CONCENTRATIONS IN PARTS PER MILLION
INCLUDING AMBIENT BACKGROUND CONCENTRATIONS.

Rcptr	Highest Ending			Second Highest Ending			Third Highest Ending			Fourth Highest Ending			Fifth Highest Ending		
No.	Conc	Day Hr	Calm	Conc	Day Hr	Calm	Conc	Day Hr	Calm	Conc	Day Hr	Calm	Conc	Day Hr	Calm
2	2.50	(87, 9)	C 0	2.20	(60, 8)	C 0	2.20	(94,17)	C 0	2.20	(299,18)	C 0	2.10	(78,16)	C 0
3	2.30	(87, 9)	C 0	2.20	(174,21)	C 0	2.20	(299,18)	C 0	2.10	(174,12)	C 0	2.10	(94,17)	C 0
4	2.20	(356,16)	C 0	2.20	(299,18)	C 0	2.10	(94,17)	C 0	2.10	(174,21)	C 0	2.00	(87, 9)	C 0
5	2.20	(299,18)	C 0	2.10	(323,16)	C 0	2.10	(94,17)	C 0	2.00	(144,18)	C 0	2.00	(174,21)	C 0
6	2.20	(299,18)	C 0	2.10	(356,16)	C 0	2.10	(94,17)	C 0	2.00	(323,16)	C 0	1.90	(144,18)	C 0
7	2.20	(299,18)	C 0	2.10	(94,17)	C 0	2.00	(276,21)	C 0	2.00	(323,16)	C 0	2.00	(356,16)	C 0
8	2.20	(299,18)	C 0	2.10	(94,17)	C 0	2.00	(323,16)	C 0	2.00	(356,16)	C 0	1.90	(276,21)	C 0
9	2.20	(299,18)	C 0	2.10	(94,17)	C 0	2.00	(276,21)	C 0	2.00	(323,16)	C 0	1.80	(144,18)	C 0
10	2.20	(299,18)	C 0	2.10	(94,17)	C 0	1.90	(276,21)	C 0	1.90	(323,16)	C 0	1.90	(356,16)	C 0
11	2.10	(94,17)	C 0	2.10	(299,18)	C 0	1.90	(323,16)	C 0	1.90	(356,16)	C 0	1.80	(99,18)	C 0
12	2.10	(94,17)	C 0	2.10	(299,18)	C 0	1.90	(276,21)	C 0	1.90	(323,16)	C 0	1.80	(356,16)	C 0
13	2.10	(94,17)	C 0	2.10	(299,18)	C 0	1.90	(276,21)	C 0	1.90	(323,16)	C 0	1.90	(356,16)	C 0
14	2.10	(94,17)	C 0	2.00	(299,18)	C 0	1.90	(276,21)	C 0	1.90	(323,16)	C 0	1.90	(356,16)	C 0
15	2.10	(94,17)	C 0	2.00	(299,18)	C 0	1.90	(276,21)	C 0	1.90	(323,16)	C 0	1.90	(356,16)	C 0
16	2.10	(94,17)	C 0	2.00	(299,18)	C 0	1.90	(276,21)	C 0	1.90	(323,16)	C 0	1.90	(356,16)	C 0
17	2.10	(94,17)	C 0	2.00	(299,18)	C 0	1.90	(276,21)	C 0	1.90	(323,16)	C 0	1.80	(356,16)	C 0
18	2.10	(94,17)	C 0	2.00	(299,18)	C 0	1.90	(323,16)	C 0	1.80	(99,18)	C 0	1.80	(226,19)	C 0
19	2.10	(94,17)	C 0	2.00	(299,18)	C 0	1.90	(276,21)	C 0	1.80	(99,18)	C 0	1.80	(323,16)	C 0
20	2.10	(94,17)	C 0	2.00	(299,18)	C 0	1.90	(276,21)	C 0	1.80	(99,18)	C 0	1.80	(64,16)	C 0
21	2.10	(94,17)	C 0	1.90	(99,18)	C 0	1.80	(64,16)	C 0	1.80	(276,21)	C 0	1.80	(323,16)	C 0
22	2.10	(94,17)	C 0	1.90	(99,18)	C 0	1.90	(276,21)	C 0	1.90	(299,18)	C 0	1.80	(64,16)	C 0
23	2.10	(94,17)	C 0	2.00	(299,18)	C 0	1.90	(99,18)	C 0	1.90	(276,21)	C 0	1.80	(64,16)	C 0
24	2.10	(94,17)	C 0	2.00	(299,18)	C 0	1.90	(99,18)	C 0	1.80	(64,16)	C 0	1.80	(276,21)	C 0
25	2.10	(94,17)	C 0	2.00	(299,18)	C 0	1.90	(99,18)	C 0	1.80	(64,16)	C 0	1.80	(276,21)	C 0
26	2.10	(299,18)	C 0	2.10	(94,17)	C 0	1.90	(99,18)	C 0	1.80	(276,21)	C 0	1.70	(228, 8)	C 0
27	2.10	(299,18)	C 0	2.10	(94,17)	C 0	2.00	(99,18)	C 0	1.90	(356,16)	C 0	1.80	(276,21)	C 0
28	2.10	(299,18)	C 0	2.00	(94,17)	C 0	2.00	(99,18)	C 0	1.90	(323,16)	C 0	1.80	(32,17)	C 0
29	1.90	(299,18)	C 0	1.90	(94,17)	C 0	1.90	(99,18)	C 0	1.90	(323,16)	C 0	1.80	(356,16)	C 0
30	1.90	(94,17)	C 0	1.90	(323,16)	C 0	1.90	(356,16)	C 0	1.80	(299,18)	C 0	1.80	(99,18)	C 0
31	1.90	(276,21)	C 0	1.90	(323,16)	C 0	1.90	(356,16)	C 0	1.80	(299,18)	C 0	1.80	(94,17)	C 0
32	1.90	(99,18)	C 0	1.80	(276,21)	C 0	1.80	(323,16)	C 0	1.80	(356,16)	C 0	1.70	(299,18)	C 0
33	1.90	(276,21)	C 0	1.80	(99,18)	C 0	1.80	(323,16)	C 0	1.80	(356,16)	C 0	1.70	(299,18)	C 0
34	1.90	(299,18)	C 0	1.70	(228, 8)	C 0	1.70	(32,17)	C 0	1.70	(99,18)	C 0	1.70	(276,21)	C 0
35	2.10	(299,18)	C 0	1.80	(228, 8)	C 0	1.70	(32,17)	C 0	1.70	(229,14)	C 0	1.70	(276,21)	C 0
36	2.60	(299,18)	C 0	2.30	(228, 8)	C 0	2.10	(267,19)	C 0	2.00	(32,17)	C 0	2.00	(229,14)	C 0
37	3.20	(299,18)	C 0	2.70	(228, 8)	C 0	2.60	(267,19)	C 0	2.50	(95, 9)	C 0	2.40	(322, 8)	C 0
38	3.90	(299,18)	C 0	3.10	(299,15)	C 0	3.00	(33,17)	C 0	3.00	(202,18)	C 0	3.00	(228, 8)	C 0
39	4.80*	(94,17)	C 0	3.80*	(201, 8)	C 0	3.80	(299,18)	C 0	3.50	(199, 8)	C 0	3.50	(266, 8)	C 0
40	4.70	(94,17)	C 0	3.70	(266, 8)	C 0	3.60	(201, 8)	C 0	3.60	(281, 8)	C 0	3.50	(11, 9)	C 0
41	3.60	(60, 8)	C 0	3.60	(87, 9)	C 0	3.20	(94,17)	C 0	3.10	(323,16)	C 0	3.10	(61, 7)	C 0
42	3.00	(356,16)	C 0	2.90	(276,21)	C 0	2.90	(323,16)	C 0	2.70	(99,18)	C 0	2.70	(144,18)	C 0

JOB: HSS FDR Air Quality Build/70' Jets

RUN: FDR DRIVE BET E 67TH-75TH STS/70' JETS

FIVE HIGHEST 1-HOUR END-TO-END AVERAGE CONCENTRATIONS IN PARTS PER MILLION
INCLUDING AMBIENT BACKGROUND CONCENTRATIONS.

Rcptr	Highest			Second Highest			Third Highest			Fourth Highest			Fifth Highest		
No.	Conc	Ending Day Hr	Calm	Conc	Ending Day Hr	Calm	Conc	Ending Day Hr	Calm	Conc	Ending Day Hr	Calm	Conc	Ending Day Hr	Calm
43	2.60	(276,21)	C 0	2.50	(323,16)	C 0	2.40	(99,18)	C 0	2.30	(356,16)	C 0	2.20	(64,16)	C 0
44	2.30	(99,18)	C 0	2.20	(323,16)	C 0	2.10	(276,21)	C 0	2.10	(356,16)	C 0	2.00	(64,16)	C 0
45	2.30	(99,18)	C 0	2.10	(276,21)	C 0	2.00	(64,16)	C 0	1.90	(299,18)	C 0	1.90	(323,16)	C 0
46	2.00	(99,18)	C 0	1.90	(299,18)	C 0	1.90	(356,16)	C 0	1.80	(226,19)	C 0	1.80	(276,21)	C 0
47	1.70	(64,16)	C 0	1.70	(99,18)	C 0	1.70	(299,18)	C 0	1.70	(323,16)	C 0	1.70	(356,16)	C 0
48	1.90	(299,18)	C 0	1.70	(99,18)	C 0	1.60	(64,16)	C 0	1.60	(276,21)	C 0	1.60	(94,17)	C 0
49	1.80	(99,18)	C 0	1.80	(299,18)	C 0	1.60	(94,17)	C 0	1.60	(276,21)	C 0	1.60	(323,16)	C 0
50	1.90	(299,18)	C 0	1.70	(99,18)	C 0	1.60	(64,16)	C 0	1.60	(94,17)	C 0	1.60	(276,21)	C 0
51	1.80	(299,18)	C 0	1.60	(99,18)	C 0	1.60	(94,17)	C 0	1.50	(228, 8)	C 0	1.50	(267,19)	C 0
52	1.90	(299,18)	C 0	1.70	(99,18)	C 0	1.60	(94,17)	C 0	1.60	(323,16)	C 0	1.50	(228, 8)	C 0
53	1.90	(299,18)	C 0	1.70	(99,18)	C 0	1.70	(94,17)	C 0	1.60	(322, 8)	C 0	1.60	(323,16)	C 0
54	2.00	(299,18)	C 0	1.70	(99,18)	C 0	1.70	(94,17)	C 0	1.60	(276,21)	C 0	1.60	(323,16)	C 0
55	1.80	(299,18)	C 0	1.60	(99,18)	C 0	1.60	(276,21)	C 0	1.60	(323,16)	C 0	1.60	(356,16)	C 0
56	1.80	(299,18)	C 0	1.70	(276,21)	C 0	1.70	(323,16)	C 0	1.60	(99,18)	C 0	1.60	(94,17)	C 0
57	2.90	(94,17)	C 0	2.60	(60, 8)	C 0	2.60	(266, 8)	C 0	2.50	(264,19)	C 0	2.40	(11, 9)	C 0
58	3.40	(94,17)	C 0	2.80	(266, 8)	C 0	2.80	(281, 8)	C 0	2.70	(264,19)	C 0	2.60	(201, 8)	C 0
59	3.10	(94,17)	C 0	2.70	(201, 8)	C 0	2.40	(245, 7)	C 0	2.40	(281, 8)	C 0	2.30	(266, 8)	C 0
60	2.60	(299,18)	C 0	2.40	(94,17)	C 0	2.30	(299,15)	C 0	2.20	(33,17)	C 0	2.20	(322,16)	C 0

MAXIMUM 8-HOUR AVERAGED LINK CONTRIBUTIONS
IN PARTS PER MILLION (PPM)
INCLUDING AMBIENT BACKGROUND CONCENTRATIONS.

Rcptr No.	Total Conc	Ending Day Hr	Ambient Backgnd	Total Link		Link +1	Link +2	Link +3	Link +4	Link +5	Link +6	Link +7	Link +8	Link +9	Link +10
1	1.45	(94,21)	.00	1.45		.35	.25	.00	.00	.00	.00	.00	.00	.00	.00
					Links 10+	.13	.22	.00	.00	.00	.00	.00	.50	.00	.00
2	1.40	(94,21)	.00	1.40		.15	.52	.00	.00	.00	.00	.00	.00	.00	.00
					Links 10+	.22	.13	.00	.00	.00	.02	.00	.37	.00	.00
3	1.27	(94,21)	.00	1.27		.07	.62	.00	.00	.00	.00	.00	.00	.00	.00
					Links 10+	.27	.10	.00	.00	.00	.02	.00	.20	.00	.00
4	1.20	(94,21)	.00	1.20		.03	.65	.00	.00	.00	.00	.00	.00	.00	.00
					Links 10+	.32	.05	.00	.00	.00	.02	.00	.13	.00	.00
5	1.18	(323,18)	.00	1.17		.15	.51	.00	.00	.00	.00	.00	.00	.00	.00
					Links 10+	.13	.14	.00	.00	.00	.00	.00	.25	.00	.00
6	1.15	(323,18)	.00	1.15		.11	.55	.00	.00	.00	.00	.00	.00	.00	.00
					Links 10+	.16	.13	.00	.00	.00	.00	.00	.20	.00	.00
7	1.14	(323,18)	.00	1.14		.09	.59	.00	.00	.00	.00	.00	.00	.00	.00
					Links 10+	.18	.11	.00	.00	.00	.00	.00	.18	.00	.00

JOB: HSS FDR Air Quality Build/70' Jets

RUN: FDR DRIVE BET E 67TH-75TH STS/70' JETS

LINK CONTRIBUTION TABLES

MAXIMUM 8-HOUR AVERAGED LINK CONTRIBUTIONS
IN PARTS PER MILLION (PPM)
INCLUDING AMBIENT BACKGROUND CONCENTRATIONS.

Rcptr No.	Total Conc	Ending Day Hr	Ambient Backgnd	Total Link	Link +1	Link +2	Link +3	Link +4	Link +5	Link +6	Link +7	Link +8	Link +9	Link +10
8	1.15	(94,21)	.00	1.15	.02	.70	.00	.00	.00	.00	.00	.00	.00	.00
			Links 10+		.37	.02	.00	.00	.00	.02	.00	.03	.00	.00
9	1.13	(94,21)	.00	1.13	.02	.70	.00	.00	.00	.00	.00	.00	.00	.00
			Links 10+		.37	.02	.00	.00	.00	.02	.00	.02	.00	.00
10	1.13	(94,21)	.00	1.13	.02	.70	.00	.00	.00	.00	.00	.00	.00	.00
			Links 10+		.37	.02	.00	.00	.00	.02	.00	.02	.00	.00
11	1.15	(94,21)	.00	1.15	.02	.70	.00	.00	.00	.00	.00	.00	.00	.00
			Links 10+		.38	.02	.00	.00	.00	.02	.00	.02	.00	.00
12	1.15	(94,21)	.00	1.15	.02	.70	.00	.00	.00	.00	.00	.00	.00	.00
			Links 10+		.38	.02	.00	.00	.00	.02	.00	.02	.00	.00
13	1.15	(94,21)	.00	1.15	.02	.70	.00	.00	.00	.00	.00	.00	.00	.00
			Links 10+		.38	.02	.00	.00	.00	.02	.00	.02	.00	.00
14	1.15	(94,21)	.00	1.15	.02	.70	.00	.00	.00	.00	.00	.00	.00	.00
			Links 10+		.38	.02	.00	.00	.00	.02	.00	.02	.00	.00
15	1.15	(94,21)	.00	1.15	.00	.72	.00	.00	.00	.00	.00	.00	.00	.00
			Links 10+		.38	.02	.00	.00	.00	.02	.00	.02	.00	.00
16	1.15	(94,21)	.00	1.15	.00	.72	.00	.00	.00	.00	.00	.00	.00	.00
			Links 10+		.38	.02	.00	.00	.00	.02	.00	.02	.00	.00
17	1.13	(94,21)	.00	1.13	.00	.72	.00	.00	.00	.00	.00	.00	.00	.00
			Links 10+		.38	.00	.00	.00	.00	.02	.00	.02	.00	.00
18	1.13	(94,21)	.00	1.13	.00	.72	.00	.00	.00	.00	.00	.00	.00	.00
			Links 10+		.38	.00	.00	.00	.00	.02	.00	.02	.00	.00
19	1.13	(94,21)	.00	1.13	.00	.72	.00	.00	.00	.00	.00	.00	.00	.00
			Links 10+		.38	.00	.00	.00	.00	.02	.00	.02	.00	.00
20	1.12	(94,21)	.00	1.12	.00	.72	.00	.00	.00	.00	.00	.00	.00	.00
			Links 10+		.38	.00	.00	.00	.00	.02	.00	.00	.00	.00
21	1.13	(94,21)	.00	1.13	.00	.72	.00	.00	.00	.00	.00	.00	.00	.00
			Links 10+		.40	.00	.00	.00	.00	.02	.00	.00	.00	.00
22	1.13	(94,21)	.00	1.13	.00	.72	.00	.00	.00	.00	.00	.00	.00	.00
			Links 10+		.40	.00	.00	.00	.00	.02	.00	.00	.00	.00
23	1.13	(94,21)	.00	1.13	.00	.72	.00	.00	.00	.00	.00	.00	.00	.00
			Links 10+		.40	.00	.00	.00	.00	.02	.00	.00	.00	.00
24	1.13	(94,21)	.00	1.13	.00	.72	.00	.00	.00	.00	.00	.00	.00	.00
			Links 10+		.40	.00	.00	.00	.00	.02	.00	.00	.00	.00
25	1.13	(94,21)	.00	1.13	.00	.72	.00	.00	.00	.00	.00	.00	.00	.00
			Links 10+		.40	.00	.00	.00	.00	.02	.00	.00	.00	.00
26	1.13	(94,21)	.00	1.13	.00	.72	.00	.00	.00	.00	.00	.00	.00	.00
			Links 10+		.40	.00	.00	.00	.00	.02	.00	.00	.00	.00

LINK CONTRIBUTION TABLES

MAXIMUM 8-HOUR AVERAGED LINK CONTRIBUTIONS
IN PARTS PER MILLION (PPM)
INCLUDING AMBIENT BACKGROUND CONCENTRATIONS.

Rcptr No.	Total Conc	Ending Day Hr	Ambient Backgnd	Total Link	Link +1	Link +2	Link +3	Link +4	Link +5	Link +6	Link +7	Link +8	Link +9	Link +10
27	1.13	(94,21)	.00	1.13	.00	.72	.00	.00	.00	.00	.00	.00	.00	.00
				Links 10+	.40	.00	.00	.00	.00	.02	.00	.00	.00	.00
28	1.12	(94,21)	.00	1.12	.00	.72	.00	.00	.00	.00	.00	.00	.00	.00
				Links 10+	.40	.00	.00	.00	.00	.00	.00	.00	.00	.00
29	1.10	(94,21)	.00	1.10	.00	.70	.00	.00	.00	.00	.00	.00	.00	.02
				Links 10+	.38	.00	.00	.00	.00	.00	.00	.00	.00	.00
30	1.10	(94,21)	.00	1.10	.00	.70	.02	.00	.00	.00	.00	.00	.00	.02
				Links 10+	.37	.00	.00	.00	.00	.00	.00	.00	.00	.00
31	1.08	(94,21)	.00	1.08	.00	.65	.07	.00	.00	.00	.00	.00	.00	.07
				Links 10+	.30	.00	.00	.00	.00	.00	.00	.00	.00	.00
32	1.01	(323,19)	.00	1.01	.00	.66	.01	.00	.00	.00	.00	.00	.00	.00
				Links 10+	.34	.00	.00	.00	.00	.00	.00	.00	.00	.00
33	1.00	(323,19)	.00	1.00	.00	.50	.18	.00	.00	.00	.00	.00	.00	.00
				Links 10+	.32	.00	.00	.00	.00	.00	.00	.00	.00	.00
34	.96	(323,19)	.00	.96	.00	.35	.30	.00	.00	.00	.00	.00	.00	.01
				Links 10+	.30	.00	.00	.00	.00	.00	.00	.00	.00	.00
35	.94	(159, 1)	.00	.94	.00	.00	.01	.14	.23	.05	.05	.15	.00	.01
				Links 10+	.00	.00	.00	.00	.00	.00	.30	.00	.00	.00
36	1.11	(159, 1)	.00	1.11	.00	.00	.00	.14	.29	.05	.05	.16	.01	.00
				Links 10+	.00	.00	.00	.00	.00	.00	.41	.00	.00	.00
37	1.26	(159, 1)	.00	1.26	.00	.00	.00	.08	.36	.08	.05	.16	.01	.00
				Links 10+	.00	.00	.00	.00	.00	.00	.52	.00	.00	.00
38	1.63	(324,19)	.00	1.63	.00	.00	.00	.12	.32	.00	.02	.22	.02	.00
				Links 10+	.00	.00	.00	.00	.00	.00	.95	.00	.00	.00
39	2.18	(324,19)	.00	2.18	.00	.00	.00	.00	.48	.00	.02	.25	.00	.00
				Links 10+	.00	.00	.00	.00	.00	.00	1.43	.00	.00	.00
40	2.37	(94,21)	.00	2.37	.00	.03	.02	.03	.47	.00	.00	.20	.03	.00
				Links 10+	.03	.00	.02	.00	.00	.00	1.53	.00	.00	.00
41	2.10	(94,21)	.00	2.10	.00	.03	.00	.02	.50	.00	.00	.22	.02	.00
				Links 10+	.03	.00	.02	.00	.00	.00	1.27	.00	.00	.00
42	1.70	(323,19)	.00	1.70	.00	.08	.00	.05	.36	.00	.00	.06	.08	.01
				Links 10+	.10	.00	.00	.00	.00	.00	.96	.00	.00	.00
43	1.40	(323,19)	.00	1.40	.00	.08	.00	.04	.41	.00	.00	.10	.05	.01
				Links 10+	.10	.00	.00	.00	.00	.00	.61	.00	.00	.00
44	1.21	(323,19)	.00	1.21	.00	.05	.00	.04	.45	.00	.00	.14	.04	.00
				Links 10+	.08	.00	.00	.00	.00	.00	.42	.00	.00	.00
45	1.09	(323,18)	.00	1.09	.00	.05	.00	.03	.46	.00	.00	.16	.04	.00
				Links 10+	.08	.00	.00	.00	.00	.00	.28	.00	.00	.00

JOB: HSS FDR Air Quality Build/70' Jets

RUN: FDR DRIVE BET E 67TH-75TH STS/70' JETS

LINK CONTRIBUTION TABLES

MAXIMUM 8-HOUR AVERAGED LINK CONTRIBUTIONS
IN PARTS PER MILLION (PPM)
INCLUDING AMBIENT BACKGROUND CONCENTRATIONS.

Rcptr No.	Total Conc	Ending Day Hr	Ambient Backgnd	Total Link	Link +1	Link +2	Link +3	Link +4	Link +5	Link +6	Link +7	Link +8	Link +9	Link +10
46	.94	(323,18)	.00	.94	.00	.05	.00	.00	.46	.00	.00	.16	.01	.00
			Links	10+	.06	.00	.00	.00	.00	.00	.19	.00	.00	.00
47	.94	(323,18)	.00	.94	.00	.05	.00	.00	.49	.00	.00	.20	.00	.00
			Links	10+	.05	.00	.00	.00	.00	.00	.15	.00	.00	.00
48	.92	(94,21)	.00	.92	.00	.02	.00	.00	.55	.00	.00	.27	.00	.00
			Links	10+	.02	.00	.03	.00	.00	.00	.03	.00	.00	.00
49	.90	(94,21)	.00	.90	.00	.02	.00	.00	.55	.00	.00	.27	.00	.00
			Links	10+	.02	.00	.03	.00	.00	.00	.02	.00	.00	.00
50	.90	(94,21)	.00	.90	.00	.02	.00	.00	.55	.00	.00	.27	.00	.00
			Links	10+	.02	.00	.03	.00	.00	.00	.02	.00	.00	.00
51	.92	(94,21)	.00	.92	.00	.02	.00	.00	.55	.00	.00	.28	.00	.00
			Links	10+	.02	.00	.03	.00	.00	.00	.02	.00	.00	.00
52	.92	(94,21)	.00	.92	.00	.02	.00	.00	.55	.00	.00	.28	.00	.00
			Links	10+	.02	.00	.03	.00	.00	.00	.02	.00	.00	.00
53	.93	(94,21)	.00	.93	.00	.02	.00	.00	.55	.00	.02	.28	.00	.00
			Links	10+	.02	.00	.03	.00	.00	.00	.02	.00	.00	.00
54	.93	(94,21)	.00	.93	.00	.02	.00	.00	.55	.00	.03	.27	.00	.00
			Links	10+	.02	.00	.03	.00	.00	.00	.02	.00	.00	.00
55	.92	(94,21)	.00	.92	.00	.02	.00	.00	.52	.03	.07	.23	.00	.00
			Links	10+	.02	.00	.02	.00	.00	.00	.02	.00	.00	.00
56	.90	(94,21)	.00	.90	.00	.02	.00	.00	.35	.17	.13	.18	.00	.00
			Links	10+	.02	.00	.02	.00	.00	.00	.02	.00	.00	.00
57	1.54	(327,21)	.00	1.54	.43	.09	.00	.00	.00	.00	.00	.00	.00	.00
			Links	10+	.10	.24	.00	.00	.00	.00	.00	.69	.00	.00
58	1.52	(324,13)	.00	1.52	.38	.00	.00	.00	.00	.00	.00	.00	.00	.00
			Links	10+	.03	.27	.00	.00	.00	.00	.00	.83	.00	.00
59	1.45	(324,19)	.00	1.45	.42	.07	.00	.00	.00	.00	.00	.00	.00	.00
			Links	10+	.08	.20	.00	.00	.00	.00	.00	.68	.00	.00
60	1.28	(324,19)	.00	1.28	.43	.05	.00	.00	.00	.00	.00	.00	.00	.00
			Links	10+	.05	.27	.00	.00	.00	.00	.00	.48	.00	.00

JOB: HSS FDR Air Quality Build/70' Jets

RUN: FDR DRIVE BET E 67TH-75TH STS/70' JETS

LINK CONTRIBUTION TABLES

SECOND HIGHEST 8-HOUR AVERAGED LINK CONTRIBUTIONS
IN PARTS PER MILLION (PPM)
INCLUDING AMBIENT BACKGROUND CONCENTRATIONS.

Rcptr No.	Total Conc	Ending Day Hr	Ambient Backgnd	Total Link	Link +1	Link +2	Link +3	Link +4	Link +5	Link +6	Link 17	Link +8	Link +9	Link +10
1	1.39	(327,21)	.00	1.39	.23	.35	.00	.00	.00	.00	.00	.00	.00	.00
			Links	10+	.21	.14	.00	.00	.00	.00	.00	.46	.00	.00
2	1.20	(316,23)	.00	1.20	.20	.34	.00	.00	.00	.00	.00	.00	.00	.00
			Links	10+	.09	.19	.00	.00	.00	.00	.00	.39	.00	.00
3	1.18	(316,22)	.00	1.17	.13	.46	.00	.00	.00	.00	.00	.00	.00	.00
			Links	10+	.13	.15	.00	.00	.00	.00	.00	.31	.00	.00
4	1.19	(356,21)	.00	1.19	.10	.51	.00	.00	.00	.00	.00	.00	.00	.00
			Links	10+	.16	.15	.00	.00	.00	.00	.00	.26	.00	.00
5	1.15	(94,21)	.00	1.15	.03	.65	.00	.00	.00	.00	.00	.00	.00	.00
			Links	10+	.33	.05	.00	.00	.00	.02	.00	.07	.00	.00
6	1.13	(94,21)	.00	1.13	.03	.67	.00	.00	.00	.00	.00	.00	.00	.00
			Links	10+	.35	.02	.00	.00	.00	.02	.00	.05	.00	.00
7	1.13	(94,21)	.00	1.13	.02	.68	.00	.00	.00	.00	.00	.00	.00	.00
			Links	10+	.35	.02	.00	.00	.00	.02	.00	.05	.00	.00
8	1.11	(323,18)	.00	1.11	.06	.60	.00	.00	.00	.00	.00	.00	.00	.00
			Links	10+	.21	.10	.00	.00	.00	.00	.00	.14	.00	.00
9	1.13	(323,18)	.00	1.13	.05	.63	.00	.00	.00	.00	.00	.00	.00	.00
			Links	10+	.25	.08	.00	.00	.00	.00	.00	.13	.00	.00
10	1.11	(323,18)	.00	1.11	.04	.65	.00	.00	.00	.00	.00	.00	.00	.00
			Links	10+	.26	.05	.00	.00	.00	.00	.00	.11	.00	.00
11	1.09	(323,18)	.00	1.09	.04	.65	.00	.00	.00	.00	.00	.00	.00	.00
			Links	10+	.26	.05	.00	.00	.00	.00	.00	.09	.00	.00
12	1.09	(323,18)	.00	1.09	.04	.65	.00	.00	.00	.00	.00	.00	.00	.00
			Links	10+	.28	.05	.00	.00	.00	.00	.00	.08	.00	.00
13	1.06	(323,18)	.00	1.06	.03	.68	.00	.00	.00	.00	.00	.00	.00	.00
			Links	10+	.28	.04	.00	.00	.00	.00	.00	.05	.00	.00
14	1.09	(323,18)	.00	1.09	.03	.68	.00	.00	.00	.00	.00	.00	.00	.00
			Links	10+	.30	.04	.00	.00	.00	.00	.00	.05	.00	.00
15	1.09	(323,18)	.00	1.09	.01	.68	.00	.00	.00	.00	.00	.00	.00	.00
			Links	10+	.31	.04	.00	.00	.00	.00	.00	.05	.00	.00
16	1.08	(323,18)	.00	1.08	.01	.68	.00	.00	.00	.00	.00	.00	.00	.00
			Links	10+	.31	.04	.00	.00	.00	.00	.00	.04	.00	.00
17	1.05	(323,18)	.00	1.05	.00	.68	.00	.00	.00	.00	.00	.00	.00	.00
			Links	10+	.31	.03	.00	.00	.00	.00	.00	.04	.00	.00
18	1.05	(323,18)	.00	1.05	.00	.68	.00	.00	.00	.00	.00	.00	.00	.00
			Links	10+	.31	.03	.00	.00	.00	.00	.00	.04	.00	.00
19	1.03	(323,18)	.00	1.03	.00	.68	.00	.00	.00	.00	.00	.00	.00	.00
			Links	10+	.31	.01	.00	.00	.00	.00	.00	.03	.00	.00

DATE : 7/18/ 8
TIME : 15:15: 9

JOB: HSS FDR Air Quality Build/70' Jets

RUN: FDR DRIVE BET E 67TH-75TH STS/70' JETS

LINK CONTRIBUTION TABLES

SECOND HIGHEST 8-HOUR AVERAGED LINK CONTRIBUTIONS
IN PARTS PER MILLION (PPM)
INCLUDING AMBIENT BACKGROUND CONCENTRATIONS.

Rcptr No.	Total Conc	Ending Day Hr	Ambient Backgnd	Total Link	Link +1	Link +2	Link +3	Link +4	Link +5	Link +6	Link +7	Link +8	Link +9	Link +10
20	1.04	(323,18)	.00	1.04	.00	.68	.00	.00	.00	.00	.00	.00	.00	.00
			Links 10+		.34	.00	.00	.00	.00	.00	.00	.03	.00	.00
21	1.04	(323,18)	.00	1.04	.00	.68	.00	.00	.00	.00	.00	.00	.00	.00
			Links 10+		.34	.00	.00	.00	.00	.00	.00	.03	.00	.00
22	1.04	(323,18)	.00	1.04	.00	.69	.00	.00	.00	.00	.00	.00	.00	.00
			Links 10+		.34	.00	.00	.00	.00	.00	.00	.01	.00	.00
23	1.01	(323,18)	.00	1.01	.00	.68	.00	.00	.00	.00	.00	.00	.00	.00
			Links 10+		.34	.00	.00	.00	.00	.00	.00	.00	.00	.00
24	1.05	(323,18)	.00	1.05	.00	.71	.00	.00	.00	.00	.00	.00	.00	.00
			Links 10+		.34	.00	.00	.00	.00	.00	.00	.00	.00	.00
25	1.05	(323,18)	.00	1.05	.00	.71	.00	.00	.00	.00	.00	.00	.00	.00
			Links 10+		.34	.00	.00	.00	.00	.00	.00	.00	.00	.00
26	1.01	(323,18)	.00	1.01	.00	.68	.00	.00	.00	.00	.00	.00	.00	.00
			Links 10+		.34	.00	.00	.00	.00	.00	.00	.00	.00	.00
27	1.05	(323,18)	.00	1.05	.00	.71	.00	.00	.00	.00	.00	.00	.00	.00
			Links 10+		.34	.00	.00	.00	.00	.00	.00	.00	.00	.00
28	1.06	(323,18)	.00	1.06	.00	.71	.00	.00	.00	.00	.00	.00	.00	.00
			Links 10+		.35	.00	.00	.00	.00	.00	.00	.00	.00	.00
29	1.06	(323,18)	.00	1.06	.00	.71	.00	.00	.00	.00	.00	.00	.00	.00
			Links 10+		.35	.00	.00	.00	.00	.00	.00	.00	.00	.00
30	1.06	(323,18)	.00	1.06	.00	.71	.00	.00	.00	.00	.00	.00	.00	.00
			Links 10+		.35	.00	.00	.00	.00	.00	.00	.00	.00	.00
31	1.06	(323,18)	.00	1.06	.00	.73	.00	.00	.00	.00	.00	.00	.00	.01
			Links 10+		.33	.00	.00	.00	.00	.00	.00	.00	.00	.00
32	1.00	(94,21)	.00	1.00	.00	.35	.28	.00	.00	.00	.00	.00	.02	.12
			Links 10+		.23	.00	.00	.00	.00	.00	.00	.00	.00	.00
33	.94	(260,23)	.00	.94	.00	.40	.21	.00	.00	.00	.00	.00	.00	.03
			Links 10+		.30	.00	.00	.00	.00	.00	.00	.00	.00	.00
34	.93	(261, 1)	.00	.92	.00	.34	.29	.00	.00	.00	.00	.00	.00	.01
			Links 10+		.29	.00	.00	.00	.00	.00	.00	.00	.00	.00
35	.90	(323,19)	.00	.90	.00	.26	.25	.06	.00	.00	.00	.00	.00	.05
			Links 10+		.27	.00	.00	.00	.00	.00	.00	.00	.00	.00
36	1.02	(360,20)	.00	1.02	.00	.00	.00	.12	.27	.03	.07	.15	.00	.00
			Links 10+		.00	.00	.00	.00	.00	.00	.38	.00	.00	.00
37	1.26	(32,22)	.00	1.26	.00	.00	.00	.10	.30	.01	.03	.21	.00	.00
			Links 10+		.00	.00	.00	.00	.00	.00	.61	.00	.00	.00
38	1.63	(299,22)	.00	1.63	.00	.00	.00	.03	.37	.00	.01	.20	.00	.00
			Links 10+		.00	.00	.04	.00	.00	.00	.97	.00	.00	.00

JOB: HSS FDR Air Quality Build/70' Jets

RUN: FDR DRIVE BET E 67TH-75TH STS/70' JETS

LINK CONTRIBUTION TABLES

SECOND HIGHEST 8-HOUR AVERAGED LINK CONTRIBUTIONS
IN PARTS PER MILLION (PPM)
INCLUDING AMBIENT BACKGROUND CONCENTRATIONS.

Rcptr No.	Total Conc	Ending Day Hr	Ambient Backgnd	Total Link	Link +1	Link +2	Link +3	Link +4	Link +5	Link +6	Link +7	Link +8	Link +9	Link +10
39	2.05	(327,21)	.00	2.05	.00	.00	.00	.04	.44	.00	.01	.20	.05	.00
			Links	10+	.00	.00	.01	.00	.00	.00	1.30	.00	.00	.00
40	2.19	(327,21)	.00	2.19	.00	.00	.00	.00	.49	.00	.01	.25	.01	.00
			Links	10+	.00	.00	.01	.00	.00	.00	1.41	.00	.00	.00
41	1.97	(316,22)	.00	1.97	.00	.03	.00	.04	.40	.00	.00	.11	.06	.01
			Links	10+	.04	.00	.00	.00	.00	.00	1.29	.00	.00	.00
42	1.57	(260,23)	.00	1.58	.00	.06	.01	.06	.39	.00	.00	.09	.05	.01
			Links	10+	.08	.00	.00	.00	.00	.00	.83	.00	.00	.00
43	1.22	(261, 1)	.00	1.22	.00	.09	.00	.05	.36	.00	.00	.08	.04	.00
			Links	10+	.08	.00	.00	.00	.00	.00	.54	.00	.00	.00
44	1.04	(261, 1)	.00	1.04	.00	.05	.00	.01	.39	.00	.00	.11	.04	.00
			Links	10+	.08	.00	.00	.00	.00	.00	.36	.00	.00	.00
45	.95	(94,21)	.00	.95	.00	.02	.00	.00	.55	.00	.00	.27	.00	.00
			Links	10+	.02	.00	.03	.00	.00	.00	.07	.00	.00	.00
46	.92	(94,21)	.00	.92	.00	.02	.00	.00	.53	.00	.00	.27	.00	.00
			Links	10+	.02	.00	.03	.00	.00	.00	.05	.00	.00	.00
47	.92	(94,21)	.00	.92	.00	.02	.00	.00	.55	.00	.00	.27	.00	.00
			Links	10+	.02	.00	.03	.00	.00	.00	.03	.00	.00	.00
48	.90	(323,18)	.00	.90	.00	.05	.00	.00	.49	.00	.00	.20	.00	.00
			Links	10+	.05	.00	.00	.00	.00	.00	.11	.00	.00	.00
49	.87	(323,18)	.00	.88	.00	.05	.00	.00	.49	.00	.00	.20	.00	.00
			Links	10+	.04	.00	.00	.00	.00	.00	.10	.00	.00	.00
50	.86	(323,18)	.00	.86	.00	.03	.00	.00	.53	.00	.00	.21	.00	.00
			Links	10+	.04	.00	.00	.00	.00	.00	.06	.00	.00	.00
51	.88	(323,18)	.00	.88	.00	.03	.00	.00	.53	.00	.00	.22	.00	.00
			Links	10+	.04	.00	.00	.00	.00	.00	.06	.00	.00	.00
52	.86	(323,18)	.00	.86	.00	.03	.00	.00	.53	.00	.00	.24	.00	.00
			Links	10+	.04	.00	.00	.00	.00	.00	.04	.00	.00	.00
53	.86	(323,18)	.00	.86	.00	.03	.00	.00	.53	.00	.00	.24	.00	.00
			Links	10+	.04	.00	.00	.00	.00	.00	.04	.00	.00	.00
54	.86	(323,18)	.00	.86	.00	.01	.00	.00	.54	.00	.00	.25	.00	.00
			Links	10+	.03	.00	.00	.00	.00	.00	.04	.00	.00	.00
55	.87	(324,19)	.00	.87	.00	.00	.00	.00	.33	.20	.23	.10	.00	.00
			Links	10+	.00	.00	.00	.00	.00	.00	.00	.00	.00	.00
56	.87	(323,17)	.00	.88	.00	.01	.00	.00	.43	.11	.09	.18	.00	.00
			Links	10+	.03	.00	.01	.00	.00	.00	.03	.00	.00	.00
57	1.47	(94,21)	.00	1.47	.52	.05	.00	.00	.00	.00	.00	.00	.00	.00
			Links	10+	.07	.25	.00	.00	.00	.00	.00	.58	.00	.00

JOB: HSS FDR Air Quality Build/70' Jets

RUN: FDR DRIVE BET E 67TH-75TH STS/70' JETS

LINK CONTRIBUTION TABLES

SECOND HIGHEST 8-HOUR AVERAGED LINK CONTRIBUTIONS
IN PARTS PER MILLION (PPM)
INCLUDING AMBIENT BACKGROUND CONCENTRATIONS.

Rcptr No.	Total Conc	Ending Day Hr	Ambient Backgnd	Total Link	Link +1	Link +2	Link +3	Link +4	Link +5	Link +6	Link +7	Link +8	Link +9	Link +10
58	1.49	(327,21)	.00	1.49	.46	.06	.00	.00	.00	.00	.00	.00	.00	.00
			Links	10+	.06	.25	.00	.00	.00	.00	.00	.65	.00	.00
59	1.30	(192,23)	.00	1.30	.41	.01	.00	.00	.00	.00	.00	.00	.00	.00
			Links	10+	.03	.24	.00	.00	.00	.00	.00	.60	.00	.00
60	1.20	(299,22)	.00	1.20	.37	.10	.00	.00	.00	.00	.00	.00	.00	.00
			Links	10+	.14	.14	.00	.00	.00	.01	.00	.43	.00	.00

MAXIMUM 1-HOUR AVERAGED LINK CONTRIBUTIONS
IN PARTS PER MILLION (PPM)
INCLUDING AMBIENT BACKGROUND CONCENTRATIONS.

Rcptr No.	Total Conc	Ending Day Hr	Ambient Backgnd	Total Link	Link +1	Link +2	Link +3	Link +4	Link +5	Link +6	Link +7	Link +8	Link +9	Link +10
1	2.70	(60, 8)	.00	2.70	.60	.10	.00	.00	.00	.00	.00	.00	.00	.00
			Links	10+	.00	.50	.00	.00	.00	.00	.00	1.50	.00	.00
2	2.50	(87, 9)	.00	2.50	.30	.50	.00	.00	.00	.00	.00	.00	.00	.00
			Links	10+	.10	.40	.00	.00	.00	.00	.00	1.20	.00	.00
3	2.30	(87, 9)	.00	2.30	.10	.80	.00	.00	.00	.00	.00	.00	.00	.00
			Links	10+	.20	.30	.00	.00	.00	.00	.00	.90	.00	.00
4	2.20	(356,16)	.00	2.20	.30	.80	.00	.00	.00	.00	.00	.00	.00	.00
			Links	10+	.10	.40	.00	.00	.00	.00	.00	.60	.00	.00
5	2.20	(299,18)	.00	2.20	.00	1.40	.00	.00	.00	.00	.00	.00	.00	.00
			Links	10+	.70	.00	.00	.00	.00	.10	.00	.00	.00	.00
6	2.20	(299,18)	.00	2.20	.00	1.40	.00	.00	.00	.00	.00	.00	.00	.00
			Links	10+	.70	.00	.00	.00	.00	.10	.00	.00	.00	.00
7	2.20	(299,18)	.00	2.20	.00	1.40	.00	.00	.00	.00	.00	.00	.00	.00
			Links	10+	.70	.00	.00	.00	.00	.10	.00	.00	.00	.00
8	2.20	(299,18)	.00	2.20	.00	1.40	.00	.00	.00	.00	.00	.00	.00	.00
			Links	10+	.70	.00	.00	.00	.00	.10	.00	.00	.00	.00
9	2.20	(299,18)	.00	2.20	.00	1.40	.00	.00	.00	.00	.00	.00	.00	.00
			Links	10+	.70	.00	.00	.00	.00	.10	.00	.00	.00	.00
10	2.20	(299,18)	.00	2.20	.00	1.40	.00	.00	.00	.00	.00	.00	.00	.00
			Links	10+	.70	.00	.00	.00	.00	.10	.00	.00	.00	.00
11	2.10	(94,17)	.00	2.10	.00	1.30	.00	.00	.00	.00	.00	.00	.00	.00
			Links	10+	.70	.00	.00	.00	.00	.10	.00	.00	.00	.00
12	2.10	(94,17)	.00	2.10	.00	1.30	.00	.00	.00	.00	.00	.00	.00	.00
			Links	10+	.70	.00	.00	.00	.00	.10	.00	.00	.00	.00

JOB: HSS FDR Air Quality Build/70' Jets

RUN: FDR DRIVE BET E 67TH-75TH STS/70' JETS

LINK CONTRIBUTION TABLES

MAXIMUM 1-HOUR AVERAGED LINK CONTRIBUTIONS
IN PARTS PER MILLION (PPM)
INCLUDING AMBIENT BACKGROUND CONCENTRATIONS.

Rcptr No.	Total Conc	Ending Day Hr	Ambient Backgnd	Total Link	Link +1	Link +2	Link +3	Link +4	Link +5	Link +6	Link +7	Link +8	Link +9	Link +10
13	2.10	(94,17)	.00	2.10	.00	1.30	.00	.00	.00	.00	.00	.00	.00	.00
			Links	10+	.70	.00	.00	.00	.00	.10	.00	.00	.00	.00
14	2.10	(94,17)	.00	2.10	.00	1.30	.00	.00	.00	.00	.00	.00	.00	.00
			Links	10+	.70	.00	.00	.00	.00	.10	.00	.00	.00	.00
15	2.10	(94,17)	.00	2.10	.00	1.30	.00	.00	.00	.00	.00	.00	.00	.00
			Links	10+	.70	.00	.00	.00	.00	.10	.00	.00	.00	.00
16	2.10	(94,17)	.00	2.10	.00	1.30	.00	.00	.00	.00	.00	.00	.00	.00
			Links	10+	.70	.00	.00	.00	.00	.10	.00	.00	.00	.00
17	2.10	(94,17)	.00	2.10	.00	1.30	.00	.00	.00	.00	.00	.00	.00	.00
			Links	10+	.70	.00	.00	.00	.00	.10	.00	.00	.00	.00
18	2.10	(94,17)	.00	2.10	.00	1.30	.00	.00	.00	.00	.00	.00	.00	.00
			Links	10+	.70	.00	.00	.00	.00	.10	.00	.00	.00	.00
19	2.10	(94,17)	.00	2.10	.00	1.30	.00	.00	.00	.00	.00	.00	.00	.00
			Links	10+	.70	.00	.00	.00	.00	.10	.00	.00	.00	.00
20	2.10	(94,17)	.00	2.10	.00	1.30	.00	.00	.00	.00	.00	.00	.00	.00
			Links	10+	.70	.00	.00	.00	.00	.10	.00	.00	.00	.00
21	2.10	(94,17)	.00	2.10	.00	1.30	.00	.00	.00	.00	.00	.00	.00	.00
			Links	10+	.70	.00	.00	.00	.00	.10	.00	.00	.00	.00
22	2.10	(94,17)	.00	2.10	.00	1.30	.00	.00	.00	.00	.00	.00	.00	.00
			Links	10+	.70	.00	.00	.00	.00	.10	.00	.00	.00	.00
23	2.10	(94,17)	.00	2.10	.00	1.30	.00	.00	.00	.00	.00	.00	.00	.00
			Links	10+	.70	.00	.00	.00	.00	.10	.00	.00	.00	.00
24	2.10	(94,17)	.00	2.10	.00	1.30	.00	.00	.00	.00	.00	.00	.00	.00
			Links	10+	.70	.00	.00	.00	.00	.10	.00	.00	.00	.00
25	2.10	(94,17)	.00	2.10	.00	1.30	.00	.00	.00	.00	.00	.00	.00	.00
			Links	10+	.70	.00	.00	.00	.00	.10	.00	.00	.00	.00
26	2.10	(299,18)	.00	2.10	.00	1.20	.10	.00	.10	.00	.00	.10	.10	.10
			Links	10+	.30	.00	.00	.00	.00	.00	.10	.00	.00	.00
27	2.10	(299,18)	.00	2.10	.00	1.20	.10	.00	.10	.00	.00	.10	.10	.10
			Links	10+	.30	.00	.00	.00	.00	.00	.10	.00	.00	.00
28	2.10	(299,18)	.00	2.10	.00	1.00	.20	.10	.10	.00	.00	.10	.10	.20
			Links	10+	.20	.00	.00	.00	.00	.00	.10	.00	.00	.00
29	1.90	(299,18)	.00	1.90	.00	.90	.20	.10	.10	.00	.00	.10	.10	.20
			Links	10+	.10	.00	.00	.00	.00	.00	.10	.00	.00	.00
30	1.90	(94,17)	.00	1.90	.00	1.20	.10	.00	.00	.00	.00	.00	.00	.10
			Links	10+	.50	.00	.00	.00	.00	.00	.00	.00	.00	.00
31	1.90	(276,21)	.00	1.90	.00	1.30	.00	.00	.00	.00	.00	.00	.00	.00
			Links	10+	.50	.00	.00	.00	.00	.10	.00	.00	.00	.00

JOB: HSS FDR Air Quality Build/70' Jets

RUN: FDR DRIVE BET E 67TH-75TH STS/70' JETS

LINK CONTRIBUTION TABLES

MAXIMUM 1-HOUR AVERAGED LINK CONTRIBUTIONS
IN PARTS PER MILLION (PPM)
INCLUDING AMBIENT BACKGROUND CONCENTRATIONS.

Rcptr No.	Total Conc	Ending Day Hr	Ambient Backgnd	Total Link	Link +1	Link +2	Link +3	Link +4	Link +5	Link +6	Link +7	Link +8	Link +9	Link +10
32	1.90	(99,18)	.00	1.90	.00	1.30	.00	.00	.00	.00	.00	.00	.00	.00
				Links 10+	.50	.00	.00	.00	.00	.00	.00	.10	.00	.00
33	1.90	(276,21)	.00	1.90	.00	1.00	.30	.00	.00	.00	.00	.00	.00	.00
				Links 10+	.50	.00	.00	.00	.00	.10	.00	.00	.00	.00
34	1.90	(299,18)	.00	1.90	.00	.00	.00	.50	.30	.00	.10	.30	.10	.00
				Links 10+	.00	.00	.10	.00	.00	.00	.50	.00	.00	.00
35	2.10	(299,18)	.00	2.10	.00	.00	.00	.50	.30	.00	.10	.40	.10	.00
				Links 10+	.00	.00	.10	.00	.00	.00	.60	.00	.00	.00
36	2.60	(299,18)	.00	2.60	.00	.00	.00	.40	.50	.00	.10	.50	.00	.00
				Links 10+	.00	.00	.10	.00	.00	.00	1.00	.00	.00	.00
37	3.20	(299,18)	.00	3.20	.00	.00	.00	.20	.70	.00	.10	.50	.00	.00
				Links 10+	.00	.00	.10	.00	.00	.00	1.60	.00	.00	.00
38	3.90	(299,18)	.00	3.90	.00	.00	.00	.00	1.00	.00	.10	.50	.00	.00
				Links 10+	.00	.00	.10	.00	.00	.00	2.20	.00	.00	.00
39	4.80	(94,17)	.00	4.80	.00	.00	.00	.00	1.00	.00	.00	.50	.00	.00
				Links 10+	.00	.00	.10	.00	.00	.00	3.20	.00	.00	.00
40	4.70	(94,17)	.00	4.70	.00	.00	.00	.00	1.00	.00	.00	.50	.00	.00
				Links 10+	.00	.00	.10	.00	.00	.00	3.10	.00	.00	.00
41	3.60	(60, 8)	.00	3.60	.00	.00	.00	.00	.70	.00	.00	.40	.00	.00
				Links 10+	.00	.00	.10	.00	.00	.00	2.40	.00	.00	.00
42	3.00	(356,16)	.00	3.00	.00	.10	.00	.10	.70	.00	.00	.10	.10	.10
				Links 10+	.20	.00	.00	.00	.00	.00	1.60	.00	.00	.00
43	2.60	(276,21)	.00	2.60	.00	.20	.00	.10	.70	.00	.00	.10	.10	.10
				Links 10+	.20	.00	.00	.00	.00	.00	1.10	.00	.00	.00
44	2.30	(99,18)	.00	2.30	.00	.30	.10	.10	.60	.00	.00	.00	.10	.00
				Links 10+	.30	.00	.00	.00	.00	.00	.80	.00	.00	.00
45	2.30	(99,18)	.00	2.30	.00	.30	.10	.10	.70	.00	.00	.10	.10	.00
				Links 10+	.30	.00	.00	.00	.00	.00	.60	.00	.00	.00
46	2.00	(99,18)	.00	2.00	.00	.30	.00	.10	.70	.00	.00	.10	.10	.00
				Links 10+	.20	.00	.00	.00	.00	.00	.50	.00	.00	.00
47	1.70	(64,16)	.00	1.70	.00	.20	.00	.10	.70	.00	.00	.10	.00	.00
				Links 10+	.20	.00	.00	.00	.00	.00	.40	.00	.00	.00
48	1.90	(299,18)	.00	1.90	.00	.00	.00	.00	1.00	.20	.30	.40	.00	.00
				Links 10+	.00	.00	.00	.00	.00	.00	.00	.00	.00	.00
49	1.80	(99,18)	.00	1.80	.00	.20	.00	.10	.80	.00	.00	.20	.00	.00
				Links 10+	.20	.00	.00	.00	.00	.00	.30	.00	.00	.00
50	1.90	(299,18)	.00	1.90	.00	.00	.00	.00	1.00	.20	.40	.30	.00	.00
				Links 10+	.00	.00	.00	.00	.00	.00	.00	.00	.00	.00

JOB: HSS FDR Air Quality Build/70' Jets

RUN: FDR DRIVE BET E 67TH-75TH STS/70' JETS

LINK CONTRIBUTION TABLES

MAXIMUM 1-HOUR AVERAGED LINK CONTRIBUTIONS
IN PARTS PER MILLION (PPM)
INCLUDING AMBIENT BACKGROUND CONCENTRATIONS.

Rcptr No.	Total Conc	Ending Day Hr	Ambient Backgnd	Total Link	Link +1	Link +2	Link +3	Link +4	Link +5	Link +6	Link +7	Link +8	Link +9	Link +10
51	1.80	(299,18)	.00	1.80	.00	.00	.00	.00	.90	.30	.40	.20	.00	.00
			Links	10+	.00	.00	.00	.00	.00	.00	.00	.00	.00	.00
52	1.90	(299,18)	.00	1.90	.00	.00	.00	.00	.80	.40	.50	.20	.00	.00
			Links	10+	.00	.00	.00	.00	.00	.00	.00	.00	.00	.00
53	1.90	(299,18)	.00	1.90	.00	.00	.00	.00	.70	.50	.60	.10	.00	.00
			Links	10+	.00	.00	.00	.00	.00	.00	.00	.00	.00	.00
54	2.00	(299,18)	.00	2.00	.00	.00	.00	.00	.60	.70	.70	.00	.00	.00
			Links	10+	.00	.00	.00	.00	.00	.00	.00	.00	.00	.00
55	1.80	(299,18)	.00	1.80	.00	.00	.00	.00	.30	.90	.60	.00	.00	.00
			Links	10+	.00	.00	.00	.00	.00	.00	.00	.00	.00	.00
56	1.80	(299,18)	.00	1.80	.00	.00	.00	.00	.00	1.20	.60	.00	.00	.00
			Links	10+	.00	.00	.00	.00	.00	.00	.00	.00	.00	.00
57	2.90	(94,17)	.00	2.90	.80	.30	.00	.00	.00	.00	.00	.00	.00	.00
			Links	10+	.30	.30	.00	.00	.00	.00	.00	1.20	.00	.00
58	3.40	(94,17)	.00	3.40	1.00	.10	.00	.00	.00	.00	.00	.00	.00	.00
			Links	10+	.20	.50	.00	.00	.00	.00	.00	1.60	.00	.00
59	3.10	(94,17)	.00	3.10	1.00	.00	.00	.00	.00	.00	.00	.00	.00	.00
			Links	10+	.10	.60	.00	.00	.00	.00	.00	1.40	.00	.00
60	2.60	(299,18)	.00	2.60	.80	.40	.00	.00	.00	.00	.00	.00	.00	.00
			Links	10+	.50	.20	.00	.00	.00	.10	.00	.60	.00	.00

SECOND HIGHEST 1-HOUR AVERAGED LINK CONTRIBUTIONS
IN PARTS PER MILLION (PPM)
INCLUDING AMBIENT BACKGROUND CONCENTRATIONS.

Rcptr No.	Total Conc	Ending Day Hr	Ambient Backgnd	Total Link	Link +1	Link +2	Link +3	Link +4	Link +5	Link +6	Link +7	Link +8	Link +9	Link +10
1	2.40	(61, 7)	.00	2.40	.50	.10	.00	.00	.00	.00	.00	.00	.00	.00
			Links	10+	.10	.40	.00	.00	.00	.00	.00	1.30	.00	.00
2	2.20	(60, 8)	.00	2.20	.10	.80	.00	.00	.00	.00	.00	.00	.00	.00
			Links	10+	.30	.20	.00	.00	.00	.00	.00	.80	.00	.00
3	2.20	(174,21)	.00	2.20	.20	.70	.00	.00	.00	.00	.00	.00	.00	.00
			Links	10+	.10	.40	.00	.00	.00	.00	.00	.80	.00	.00
4	2.20	(299,18)	.00	2.20	.00	1.40	.00	.00	.00	.00	.00	.00	.00	.00
			Links	10+	.70	.00	.00	.00	.00	.10	.00	.00	.00	.00
5	2.10	(323,16)	.00	2.10	.30	.90	.00	.00	.00	.00	.00	.00	.00	.00
			Links	10+	.10	.30	.00	.00	.00	.00	.00	.50	.00	.00

JOB: HSS FDR Air Quality Build/70' Jets

RUN: FDR DRIVE BET E 67TH-75TH STS/70' JETS

LINK CONTRIBUTION TABLES

SECOND HIGHEST 1-HOUR AVERAGED LINK CONTRIBUTIONS
IN PARTS PER MILLION (PPM)
INCLUDING AMBIENT BACKGROUND CONCENTRATIONS.

Rcptr No.	Total Conc	Ending Day Hr	Ambient Backgnd	Total Link	Link +1	Link +2	Link +3	Link +4	Link +5	Link +6	Link +7	Link +8	Link +9	Link +10
6	2.10	(356,16)	.00	2.10	.20	1.00	.00	.00	.00	.00	.00	.00	.00	.00
				Links 10+	.20	.30	.00	.00	.00	.00	.00	.40	.00	.00
7	2.10	(94,17)	.00	2.10	.00	1.30	.00	.00	.00	.00	.00	.00	.00	.00
				Links 10+	.70	.00	.00	.00	.00	.10	.00	.00	.00	.00
8	2.10	(94,17)	.00	2.10	.00	1.30	.00	.00	.00	.00	.00	.00	.00	.00
				Links 10+	.70	.00	.00	.00	.00	.10	.00	.00	.00	.00
9	2.10	(94,17)	.00	2.10	.00	1.30	.00	.00	.00	.00	.00	.00	.00	.00
				Links 10+	.70	.00	.00	.00	.00	.10	.00	.00	.00	.00
10	2.10	(94,17)	.00	2.10	.00	1.30	.00	.00	.00	.00	.00	.00	.00	.00
				Links 10+	.70	.00	.00	.00	.00	.10	.00	.00	.00	.00
11	2.10	(299,18)	.00	2.10	.00	1.40	.00	.00	.00	.00	.00	.00	.00	.00
				Links 10+	.70	.00	.00	.00	.00	.00	.00	.00	.00	.00
12	2.10	(299,18)	.00	2.10	.00	1.40	.00	.00	.00	.00	.00	.00	.00	.00
				Links 10+	.70	.00	.00	.00	.00	.00	.00	.00	.00	.00
13	2.10	(299,18)	.00	2.10	.00	1.40	.00	.00	.00	.00	.00	.00	.00	.00
				Links 10+	.70	.00	.00	.00	.00	.00	.00	.00	.00	.00
14	2.00	(299,18)	.00	2.00	.00	1.40	.00	.00	.00	.00	.00	.00	.00	.00
				Links 10+	.60	.00	.00	.00	.00	.00	.00	.00	.00	.00
15	2.00	(299,18)	.00	2.00	.00	1.40	.00	.00	.00	.00	.00	.00	.00	.00
				Links 10+	.60	.00	.00	.00	.00	.00	.00	.00	.00	.00
16	2.00	(299,18)	.00	2.00	.00	1.40	.00	.00	.00	.00	.00	.00	.00	.00
				Links 10+	.60	.00	.00	.00	.00	.00	.00	.00	.00	.00
17	2.00	(299,18)	.00	2.00	.00	1.40	.00	.00	.00	.00	.00	.00	.00	.00
				Links 10+	.60	.00	.00	.00	.00	.00	.00	.00	.00	.00
18	2.00	(299,18)	.00	2.00	.00	1.40	.00	.00	.00	.00	.00	.00	.00	.00
				Links 10+	.60	.00	.00	.00	.00	.00	.00	.00	.00	.00
19	2.00	(299,18)	.00	2.00	.00	1.40	.00	.00	.00	.00	.00	.00	.00	.00
				Links 10+	.60	.00	.00	.00	.00	.00	.00	.00	.00	.00
20	2.00	(299,18)	.00	2.00	.00	1.40	.00	.00	.00	.00	.00	.00	.00	.00
				Links 10+	.60	.00	.00	.00	.00	.00	.00	.00	.00	.00
21	1.90	(99,18)	.00	1.90	.10	1.20	.00	.00	.00	.00	.00	.00	.00	.00
				Links 10+	.40	.10	.00	.00	.00	.00	.00	.10	.00	.00
22	1.90	(99,18)	.00	1.90	.10	1.20	.00	.00	.00	.00	.00	.00	.00	.00
				Links 10+	.40	.10	.00	.00	.00	.00	.00	.10	.00	.00
23	2.00	(299,18)	.00	2.00	.00	1.30	.00	.00	.00	.00	.00	.10	.00	.10
				Links 10+	.50	.00	.00	.00	.00	.00	.00	.00	.00	.00
24	2.00	(299,18)	.00	2.00	.00	1.30	.00	.00	.00	.00	.00	.10	.00	.10
				Links 10+	.50	.00	.00	.00	.00	.00	.00	.00	.00	.00

JOB: HSS FDR Air Quality Build/70' Jets

RUN: FDR DRIVE BET E 67TH-75TH STS/70' JETS

LINK CONTRIBUTION TABLES

SECOND HIGHEST 1-HOUR AVERAGED LINK CONTRIBUTIONS
IN PARTS PER MILLION (PPM)
INCLUDING AMBIENT BACKGROUND CONCENTRATIONS.

Rcptr No.	Total Conc	Ending Day Hr	Ambient Backgnd	Total Link	Link +1	Link +2	Link +3	Link +4	Link +5	Link +6	Link +7	Link +8	Link +9	Link +10
25	2.00	(299,18)	.00	2.00	.00	1.20	.10	.00	.00	.00	.00	.10	.00	.10
			Links 10+		.40	.00	.00	.00	.00	.00	.10	.00	.00	.00
26	2.10	(94,17)	.00	2.10	.00	1.30	.00	.00	.00	.00	.00	.00	.00	.00
			Links 10+		.70	.00	.00	.00	.00	.10	.00	.00	.00	.00
27	2.10	(94,17)	.00	2.10	.00	1.30	.00	.00	.00	.00	.00	.00	.00	.00
			Links 10+		.70	.00	.00	.00	.00	.10	.00	.00	.00	.00
28	2.00	(94,17)	.00	2.00	.00	1.30	.00	.00	.00	.00	.00	.00	.00	.00
			Links 10+		.70	.00	.00	.00	.00	.00	.00	.00	.00	.00
29	1.90	(94,17)	.00	1.90	.00	1.20	.00	.00	.00	.00	.00	.00	.00	.10
			Links 10+		.60	.00	.00	.00	.00	.00	.00	.00	.00	.00
30	1.90	(323,16)	.00	1.90	.00	1.30	.00	.00	.00	.00	.00	.00	.00	.00
			Links 10+		.60	.00	.00	.00	.00	.00	.00	.00	.00	.00
31	1.90	(323,16)	.00	1.90	.00	1.30	.00	.00	.00	.00	.00	.00	.00	.00
			Links 10+		.60	.00	.00	.00	.00	.00	.00	.00	.00	.00
32	1.80	(276,21)	.00	1.80	.00	1.20	.00	.00	.00	.00	.00	.00	.00	.00
			Links 10+		.50	.00	.00	.00	.00	.10	.00	.00	.00	.00
33	1.80	(99,18)	.00	1.80	.00	1.10	.20	.00	.00	.00	.00	.00	.00	.00
			Links 10+		.50	.00	.00	.00	.00	.00	.00	.00	.00	.00
34	1.70	(228, 8)	.00	1.70	.00	.00	.00	.40	.30	.00	.10	.30	.10	.00
			Links 10+		.00	.00	.10	.00	.00	.00	.40	.00	.00	.00
35	1.80	(228, 8)	.00	1.80	.00	.00	.00	.30	.30	.00	.10	.40	.00	.00
			Links 10+		.00	.00	.10	.00	.00	.00	.60	.00	.00	.00
36	2.30	(228, 8)	.00	2.30	.00	.00	.00	.30	.50	.10	.10	.40	.00	.00
			Links 10+		.00	.00	.10	.00	.00	.00	.80	.00	.00	.00
37	2.70	(228, 8)	.00	2.70	.00	.00	.00	.20	.60	.10	.10	.40	.00	.00
			Links 10+		.00	.00	.10	.00	.00	.00	1.20	.00	.00	.00
38	3.10	(299,15)	.00	3.10	.00	.00	.00	.10	.60	.00	.00	.40	.00	.00
			Links 10+		.00	.00	.10	.00	.00	.00	1.90	.00	.00	.00
39	3.80	(201, 8)	.00	3.80	.00	.00	.00	.00	.70	.00	.00	.50	.00	.00
			Links 10+		.00	.00	.10	.00	.00	.00	2.50	.00	.00	.00
40	3.70	(266, 8)	.00	3.70	.00	.00	.00	.00	.70	.00	.00	.50	.00	.00
			Links 10+		.00	.00	.10	.00	.00	.00	2.40	.00	.00	.00
41	3.60	(87, 9)	.00	3.60	.00	.00	.00	.00	.70	.00	.00	.30	.10	.00
			Links 10+		.00	.00	.00	.00	.00	.00	2.50	.00	.00	.00
42	2.90	(276,21)	.00	2.90	.00	.20	.10	.10	.60	.00	.00	.00	.10	.10
			Links 10+		.20	.00	.00	.00	.00	.00	1.50	.00	.00	.00
43	2.50	(323,16)	.00	2.50	.00	.10	.00	.10	.70	.00	.00	.10	.10	.10
			Links 10+		.20	.00	.00	.00	.00	.00	1.10	.00	.00	.00

JOB: HSS FDR Air Quality Build/70' Jets

RUN: FDR DRIVE BET E 67TH-75TH STS/70' JETS

LINK CONTRIBUTION TABLES

SECOND HIGHEST 1-HOUR AVERAGED LINK CONTRIBUTIONS
IN PARTS PER MILLION (PPM)
INCLUDING AMBIENT BACKGROUND CONCENTRATIONS.

Rcptr No.	Total Conc	Ending Day Hr	Ambient Backgnd	Total Link	Link +1	Link +2	Link +3	Link +4	Link +5	Link +6	Link +7	Link +8	Link +9	Link +10
44	2.20	(323,16)	.00	2.20	.00	.10	.00	.10	.80	.00	.00	.20	.10	.00
			Links	10+	.10	.00	.00	.00	.00	.00	.80	.00	.00	.00
45	2.10	(276,21)	.00	2.10	.00	.10	.00	.10	.80	.00	.00	.20	.10	.00
			Links	10+	.20	.00	.00	.00	.00	.00	.60	.00	.00	.00
46	1.90	(299,18)	.00	1.90	.00	.00	.00	.00	1.10	.10	.20	.40	.00	.00
			Links	10+	.00	.00	.10	.00	.00	.00	.00	.00	.00	.00
47	1.70	(99,18)	.00	1.70	.00	.20	.00	.10	.70	.00	.00	.10	.00	.00
			Links	10+	.20	.00	.00	.00	.00	.00	.40	.00	.00	.00
48	1.70	(99,18)	.00	1.70	.00	.20	.00	.10	.70	.00	.00	.10	.00	.00
			Links	10+	.20	.00	.00	.00	.00	.00	.40	.00	.00	.00
49	1.80	(299,18)	.00	1.80	.00	.00	.00	.00	1.00	.20	.30	.30	.00	.00
			Links	10+	.00	.00	.00	.00	.00	.00	.00	.00	.00	.00
50	1.70	(99,18)	.00	1.70	.00	.20	.00	.00	.80	.00	.00	.20	.00	.00
			Links	10+	.20	.00	.00	.00	.00	.00	.30	.00	.00	.00
51	1.60	(99,18)	.00	1.60	.00	.20	.00	.00	.80	.00	.00	.20	.00	.00
			Links	10+	.20	.00	.00	.00	.00	.00	.20	.00	.00	.00
52	1.70	(99,18)	.00	1.70	.00	.20	.00	.00	.90	.00	.00	.20	.00	.00
			Links	10+	.20	.00	.00	.00	.00	.00	.20	.00	.00	.00
53	1.70	(99,18)	.00	1.70	.00	.20	.00	.00	.90	.00	.00	.20	.00	.00
			Links	10+	.20	.00	.00	.00	.00	.00	.20	.00	.00	.00
54	1.70	(99,18)	.00	1.70	.00	.20	.00	.00	.90	.00	.00	.20	.00	.00
			Links	10+	.20	.00	.00	.00	.00	.00	.20	.00	.00	.00
55	1.60	(99,18)	.00	1.60	.00	.20	.00	.00	.90	.00	.00	.20	.00	.00
			Links	10+	.20	.00	.00	.00	.00	.00	.10	.00	.00	.00
56	1.70	(276,21)	.00	1.70	.00	.10	.00	.00	1.00	.00	.00	.40	.00	.00
			Links	10+	.10	.00	.00	.00	.00	.00	.10	.00	.00	.00
57	2.60	(60, 8)	.00	2.60	.70	.00	.00	.00	.00	.00	.00	.00	.00	.00
			Links	10+	.00	.50	.00	.00	.00	.00	.00	1.40	.00	.00
58	2.80	(266, 8)	.00	2.80	.70	.00	.00	.00	.00	.00	.00	.00	.00	.00
			Links	10+	.00	.50	.00	.00	.00	.00	.00	1.60	.00	.00
59	2.70	(201, 8)	.00	2.70	.70	.00	.00	.00	.00	.00	.00	.00	.00	.00
			Links	10+	.00	.50	.00	.00	.00	.00	.00	1.50	.00	.00
60	2.40	(94,17)	.00	2.40	1.00	.00	.00	.00	.00	.00	.00	.00	.00	.00
			Links	10+	.00	.60	.00	.00	.00	.00	.00	.80	.00	.00

JOB: HSS FDR Air Quality Build/70' Jets

RUN: FDR DRIVE BET E 67TH-75TH STS/70' JETS

CALM DURATION FREQUENCY

Hours of Consecutive Calm Winds	Frequency of Occurrence	(Julian day/hour ending) of Significant Occurrences
1	126	(1,24)(2, 7)(4, 6)(5,21)(33,12)(36,17)(36,19)(43, 6)(43, 9)(52, 7) (55, 1)(55,22)(59, 9)(64, 3)(64, 5)(64,24)(80, 9)(81, 2)(84, 8)(85,22) (86, 1)(86, 7)(87, 5)(94,16)(98, 2)(105, 8)(109, 2)(113, 9)(113,12)(115, 5) (117,12)(125,21)(126, 1)(127,13)(130,22)(131, 1)(132, 2)(132,22)(133, 2)(133, 4) (133, 6)(133,12)(136, 3)(137,11)(137,21)(138,24)(139, 4)(140, 8)(140,21)(141, 2) (142,10)(143, 8)(146, 3)(146, 9)(147,21)(149,15)(163,14)(164,16)(171, 7)(173, 3) (174,13)(174,17)(177,17)(178, 4)(178, 8)(184,19)(184,21)(185,12)(188,24)(189,12) (192,21)(201,11)(202,22)(210,24)(211,11)(212, 1)(212, 5)(222, 5)(222,23)(226,20) (227, 6)(227,23)(228, 7)(229, 5)(229,12)(230, 6)(230, 9)(231, 3)(232,22)(234, 7) (247, 2)(256, 1)(256,12)(257, 1)(257,11)(260,11)(264,20)(266, 4)(268, 4)(268, 9) (271, 3)(274, 4)(276, 1)(276, 5)(281, 5)(281,13)(287, 4)(289, 4)(299,22)(299,24) (301,12)(302,16)(309,20)(312, 7)(321,23)(322, 2)(324,14)(327, 4)(328,22)(338, 1) (338, 3)(343, 2)(346, 5)(351, 1)(357, 5)(357, 8)
2	33	(2,24)(54,21)(64, 1)(83, 7)(94,14)(100, 1)(107,17)(133,10)(137, 2)(137,24) (149,10)(173, 6)(175,23)(180, 9)(182, 9)(183, 9)(193, 5)(222,10)(229,22)(255,20) (266, 7)(287,10)(288, 1)(289, 2)(292,17)(321,11)(322,14)(323, 8)(324, 6)(324,12) (356, 7)(357, 3)(360,15)
3	10	(2,19)(33,16)(60, 7)(80, 7)(135,24)(186, 6)(204, 6)(280, 9)(315,10)(338, 8) (
4	5	(203, 8)(271, 1)(278, 4)(323, 4)(327, 2)
6	2	(133,20)(282, 4)
7	1	(22,15)
10	1	(134, 7)
13	1	(184,11)

Program terminated normally

JOB: HSS FDR Air Quality Build/105' Jets

RUN: FDR DRIVE BET E 67TH-75TH STS/105' JETS

General Information

Run start date: 1/ 1/ 0 Julian: 1
end date: 12/31/ 0 Julian: 366

A Tier 2 approach was used for input data preparation.

The MODE flag has been set to C for calculating CO averages.

Ambient background concentrations are included in the averages below.

Site & Meteorological Constants

VS = .0 CM/S VD = .0 CM/S Z0 = 175. CM ATIM = 60.

Met. Sfc. Sta. Id & Yr = 72503 2000
Upper Air Sta. Id & Yr = 94703 2000

CAUTION: The input years for the Run and Meteorological data differ. The respective values are: 0 and 2000.

Urban mixing heights were processed.

In 2000, Julian day 1 is a Saturday.

The patterns from the input file have been assigned as follows:

Pattern # 1 is assigned to Monday.
Pattern # 1 is assigned to Tuesday.
Pattern # 1 is assigned to Wednesday.
Pattern # 1 is assigned to Thursday.
Pattern # 1 is assigned to Friday.
Pattern # 1 is assigned to Saturday.
Pattern # 1 is assigned to Sunday.

Link Data Constants - (Variable data in *.LNK file)

LINK DESCRIPTION	LINK COORDINATES (FT) X1	Y1	X2	Y2	LENGTH (FT)	BRG (DEG)	TYPE	H (FT)	W (FT)	NLANES
1. FDR N/B 67th-68th St*	-132.0	-225.0	15.0	-10.0	260.	34.	AG	.0	36.0	
2. FDR N/B 68th-71st St*	15.0	-10.0	438.0	608.0	749.	34.	AG	.0	36.0	
3. FDR N/B 71st St-Site*	438.0	608.0	472.0	657.0	60.	35.	AG	.0	36.0	
4. FDR N/B Site-itself *	472.0	657.0	530.0	743.0	104.	34.	AG	.0	36.0	
5. FDR N/B Site-73rd St*	530.0	743.0	773.0	1098.0	430.	34.	AG	.0	36.0	
6. FDR N/B 73rd-75th St*	773.0	1098.0	1056.0	1625.0	598.	28.	AG	.0	36.0	

JOB: HSS FDR Air Quality Build/105' Jets

RUN: FDR DRIVE BET E 67TH-75TH STS/105' JETS

Link Data Constants - (Variable data in *.LNK file)

	LINK DESCRIPTION	LINK COORDINATES (FT) X1	Y1	X2	Y2	LENGTH (FT)	BRG (DEG)	TYPE	H (FT)	W (FT)	NLANES
7.	FDR S/B 75th-73rd St	743.0	1118.0	1026.0	1645.0	598.	28.	AG	.0	36.0	
8.	FDR S/B 73rd St-Site	500.0	763.0	743.0	1118.0	430.	34.	AG	.0	36.0	
9.	FDR S/B Site-itself	442.0	679.0	500.0	763.0	102.	35.	AG	.0	36.0	
10.	FDR S/B Site-71st St	408.0	628.0	442.0	679.0	61.	34.	AG	.0	36.0	
11.	FDR S/B 71st-68th St	-15.0	10.0	408.0	628.0	749.	34.	AG	.0	36.0	
12.	FDR S/B 68th-67th St	-162.0	-205.0	-15.0	10.0	260.	34.	AG	.0	36.0	
13.	FDR Service 73-Site	477.0	779.0	720.0	1134.0	430.	34.	AG	.0	32.0	
14.	FDR Service Rd Site	419.0	695.0	477.0	779.0	102.	35.	AG	.0	32.0	
15.	FDR Service Site-71	385.0	644.0	419.0	695.0	61.	34.	AG	.0	32.0	
16.	FDR Service 68-71 St	-38.0	26.0	385.0	644.0	749.	34.	AG	.0	32.0	
17.	FDR N/B 35' Jet 71St	530.0	743.0	589.0	830.0	105.	34.	AG	.0	32.0	
18.	FDR S/B 35' Jet 68St	-15.0	10.0	-74.0	-77.0	105.	214.	AG	.0	32.0	

Receptor Data

	RECEPTOR	COORDINATES (FT) X	Y	Z
1.	RECEPTOR 1	34.0	-23.0	6.0
2.	RECEPTOR 2	48.0	-4.0	6.0
3.	RECEPTOR 3	62.0	17.0	6.0
4.	RECEPTOR 4	75.0	37.0	6.0
5.	RECEPTOR 5	89.0	57.0	6.0
6.	RECEPTOR 6	103.0	77.0	6.0
7.	RECEPTOR 7	117.0	97.0	6.0
8.	RECEPTOR 8	130.0	117.0	6.0
9.	RECEPTOR 9	144.0	137.0	6.0
10.	RECEPTOR 10	158.0	158.0	6.0
11.	RECEPTOR 11	172.0	178.0	6.0
12.	RECEPTOR 12	186.0	198.0	6.0
13.	RECEPTOR 13	199.0	218.0	6.0
14.	RECEPTOR 14	213.0	238.0	6.0
15.	RECEPTOR 15	227.0	258.0	6.0
16.	RECEPTOR 16	241.0	278.0	6.0
17.	RECEPTOR 17	255.0	299.0	6.0
18.	RECEPTOR 18	268.0	319.0	6.0
19.	RECEPTOR 19	282.0	339.0	6.0
20.	RECEPTOR 20	296.0	359.0	6.0
21.	RECEPTOR 21	310.0	379.0	6.0
22.	RECEPTOR 22	323.0	399.0	6.0

JOB: HSS FDR Air Quality Build/105' Jets

RUN: FDR DRIVE BET E 67TH-75TH STS/105' JETS

Receptor Data

RECEPTOR	COORDINATES (FT) X	Y	Z
23. RECEPTOR 23	337.0	419.0	6.0
24. RECEPTOR 24	351.0	440.0	6.0
25. RECEPTOR 25	365.0	460.0	6.0
26. RECEPTOR 26	379.0	480.0	6.0
27. RECEPTOR 27	392.0	500.0	6.0
28. RECEPTOR 28	406.0	520.0	6.0
29. RECEPTOR 29	420.0	540.0	6.0
30. RECEPTOR 30	434.0	561.0	6.0
31. RECEPTOR 31	447.0	581.0	6.0
32. RECEPTOR 32	461.0	601.0	6.0
33. RECEPTOR 33	475.0	621.0	6.0
34. RECEPTOR 34	489.0	641.0	6.0
35. RECEPTOR 35	503.0	661.0	6.0
36. RECEPTOR 36	516.0	681.0	6.0
37. RECEPTOR 37	530.0	702.0	6.0
38. RECEPTOR 38	544.0	722.0	6.0
39. RECEPTOR 39	558.0	742.0	6.0
40. RECEPTOR 40	571.0	762.0	6.0
41. RECEPTOR 41	585.0	782.0	6.0
42. RECEPTOR 42	599.0	802.0	6.0
43. RECEPTOR 43	613.0	822.0	6.0
44. RECEPTOR 44	627.0	843.0	6.0
45. RECEPTOR 45	640.0	863.0	6.0
46. RECEPTOR 46	654.0	883.0	6.0
47. RECEPTOR 47	668.0	903.0	6.0
48. RECEPTOR 48	682.0	923.0	6.0
49. RECEPTOR 49	696.0	943.0	6.0
50. RECEPTOR 50	709.0	964.0	6.0
51. RECEPTOR 51	723.0	984.0	6.0
52. RECEPTOR 52	737.0	1004.0	6.0
53. RECEPTOR 53	751.0	1024.0	6.0
54. RECEPTOR 54	764.0	1044.0	6.0
55. RECEPTOR 55	778.0	1064.0	6.0
56. RECEPTOR 56	792.0	1084.0	6.0
57. RECEPTOR 57	20.0	-44.0	6.0
58. RECEPTOR 58	6.0	-64.0	6.0
59. RECEPTOR 59	-7.0	-84.0	6.0
60. RECEPTOR 60	-21.0	-104.0	6.0

JOB: HSS FDR Air Quality Build/105' Jets

RUN: FDR DRIVE BET E 67TH-75TH STS/105' JETS

Model Results

Remarks : In search of the wind direction corresponding to the maximum concentration, only the first direction, of the directions with the same maximum concentrations, is indicated as the maximum.

* MAXIMUM HOURLY CONCENTRATIONS WITH ANY AMBIENT BACKGROUND CONCENTRATIONS (BKG) ADDED

(PPM)

	REC1	REC2	REC3	REC4	REC5	REC6	REC7	REC8	REC9	REC10
MAX+BKG	2.3	2.3	2.4	2.5	2.3	2.4	2.4	2.3	2.3	2.2
- BKG	.0	.0	.0	.0	.0	.0	.0	.0	.0	.0
MAX	2.3	2.3	2.4	2.5	2.3	2.4	2.4	2.3	2.3	2.2
WIND DIR	262	246	246	231	231	231	231	231	231	231
JULIAN	276	284	284	30	30	30	30	30	30	30
HOUR	20	20	20	18	18	18	18	18	18	18

	REC11	REC12	REC13	REC14	REC15	REC16	REC17	REC18	REC19	REC20
MAX+BKG	2.4	2.3	2.3	2.3	2.3	2.3	2.4	2.3	2.3	2.3
- BKG	.0	.0	.0	.0	.0	.0	.0	.0	.0	.0
MAX	2.4	2.3	2.3	2.3	2.3	2.3	2.4	2.3	2.3	2.3
WIND DIR	231	231	231	23	231	23	231	23	231	231
JULIAN	30	30	30	72	30	72	30	72	30	30
HOUR	18	18	18	8	18	8	18	8	18	18

	REC21	REC22	REC23	REC24	REC25	REC26	REC27	REC28	REC29	REC30
MAX+BKG	2.3	2.3	2.3	2.3	2.3	2.2	2.3	2.3	2.3	2.3
- BKG	.0	.0	.0	.0	.0	.0	.0	.0	.0	.0
MAX	2.3	2.3	2.3	2.3	2.3	2.2	2.3	2.3	2.3	2.3
WIND DIR	231	23	231	23	23	28	23	231	231	231
JULIAN	30	72	30	72	72	339	72	30	30	30
HOUR	18	8	18	8	8	17	8	18	18	18

	REC31	REC32	REC33	REC34	REC35	REC36	REC37	REC38	REC39	REC40
MAX+BKG	2.4	2.3	2.2	2.2	2.3	2.5	3.1	3.3	3.2	3.3
- BKG	.0	.0	.0	.0	.0	.0	.0	.0	.0	.0
MAX	2.4	2.3	2.2	2.2	2.3	2.5	3.1	3.3	3.2	3.3
WIND DIR	231	231	231	231	23	23	23	23	2	309
JULIAN	30	30	30	30	72	72	72	72	313	276
HOUR	18	18	18	18	8	8	8	8	14	21

JOB: HSS FDR Air Quality Build/105' Jets

RUN: FDR DRIVE BET E 67TH-75TH STS/105' JETS

* MAXIMUM HOURLY CONCENTRATIONS WITH ANY AMBIENT BACKGROUND CONCENTRATIONS (BKG) ADDED
(PPM)

	REC41	REC42	REC43	REC44	REC45	REC46	REC47	REC48	REC49	REC50
MAX+BKG	3.2	3.4	3.2	3.0	2.6	2.5	2.2	2.0	2.0	2.0
- BKG	.0	.0	.0	.0	.0	.0	.0	.0	.0	.0
MAX	3.2	3.4	3.2	3.0	2.6	2.5	2.2	2.0	2.0	2.0
WIND DIR	309	231	231	231	231	231	231	231	231	231
JULIAN	276	30	30	30	30	30	30	30	30	30
HOUR	21	18	18	18	18	18	18	18	18	18

	REC51	REC52	REC53	REC54	REC55	REC56	REC57	REC58	REC59	REC60
MAX+BKG	2.0	2.0	1.9	2.1	2.1	2.1	2.6	2.6	2.5	2.3
- BKG	.0	.0	.0	.0	.0	.0	.0	.0	.0	.0
MAX	2.0	2.0	1.9	2.1	2.1	2.1	2.6	2.6	2.5	2.3
WIND DIR	231	231	231	231	231	231	309	309	309	337
JULIAN	30	30	30	30	30	30	276	276	276	357
HOUR	18	18	18	18	18	18	21	21	21	8

THE HIGHEST CONCENTRATION OF 3.40 PPM OCCURRED AT RECEPTOR REC42.

==========
Output Section
==========

NOTES PERTAINING TO THE REPORT

1. THE HIGHEST AVERAGE IN EACH OF THE FIRST TWO COLUMNS OF EACH TABLE BELOW ARE SUFFIXED BY AN ASTERISK (*). FOR PM OUTPUT, THERE IS ONLY ONE COLUMN AND ASTERISK FOR THE ANNUAL AVERAGE/PERIOD OF CONCERN TABLE.

2. THE NUMBERS IN PARENTHESES ARE THE JULIAN DAY AND ENDING HOUR FOR THE PRECEDING AVERAGE.

3. THE NUMBER OF CALM HOURS USED IN PRODUCING EACH AVERAGE ARE PREFIXED BY A C.

PRIMARY AVERAGES.

MAXIMUM 8-HOUR RUNNING NONOVERLAPPING AVERAGE CONCENTRATIONS
IN PARTS PER MILLION (PPM),
INCLUDING AMBIENT BACKGROUND CONCENTRATIONS.

Receptor Number	Highest Conc	Highest Ending Day Hr	Highest Calm	Second highest Conc	Second highest Ending Day Hr	Second highest Calm
1	1.67	(313,19)	C 2	1.35	(324,20)	C 0
2	1.75	(313,19)	C 2	1.34	(324,20)	C 0
3	1.78	(313,19)	C 2	1.31	(324,21)	C 0
4	1.65	(313,19)	C 2	1.26	(324,21)	C 0
5	1.62	(313,19)	C 2	1.24	(324,21)	C 0
6	1.55	(313,19)	C 2	1.20	(324,21)	C 0
7	1.48	(313,19)	C 2	1.19	(324,21)	C 0
8	1.47	(313,19)	C 2	1.18	(324,22)	C 0
9	1.45	(313,19)	C 2	1.19	(324,22)	C 0
10	1.45	(313,19)	C 2	1.20	(324,22)	C 0
11	1.45	(313,19)	C 2	1.18	(324,22)	C 0
12	1.43	(313,19)	C 2	1.16	(324,22)	C 0
13	1.45	(313,19)	C 2	1.20	(324,22)	C 0
14	1.43	(313,19)	C 2	1.20	(324,22)	C 0
15	1.42	(313,19)	C 2	1.18	(324,22)	C 0
16	1.40	(313,19)	C 2	1.16	(324,22)	C 0
17	1.42	(313,19)	C 2	1.15	(324,22)	C 0
18	1.42	(313,19)	C 2	1.14	(324,22)	C 0
19	1.42	(313,19)	C 2	1.15	(324,22)	C 0
20	1.40	(313,19)	C 2	1.14	(324,22)	C 0
21	1.40	(313,19)	C 2	1.13	(324,22)	C 0
22	1.40	(313,19)	C 2	1.15	(324,22)	C 0
23	1.38	(313,19)	C 2	1.14	(324,22)	C 0
24	1.37	(313,19)	C 2	1.15	(324,22)	C 0

JOB: HSS FDR Air Quality Build/105' Jets RUN: FDR DRIVE BET E 67TH-75TH STS/105' JETS

MAXIMUM 8-HOUR RUNNING NONOVERLAPPING AVERAGE CONCENTRATIONS
IN PARTS PER MILLION (PPM),
INCLUDING AMBIENT BACKGROUND CONCENTRATIONS.

Receptor Number	Highest Conc	Highest Ending Day Hr	Highest Calm	Second highest Conc	Second highest Ending Day Hr	Second highest Calm
25	1.38	(313,19)	C 2	1.15	(324,22)	C 0
26	1.38	(313,19)	C 2	1.14	(324,22)	C 0
27	1.38	(313,19)	C 2	1.15	(324,22)	C 0
28	1.37	(313,19)	C 2	1.15	(324,22)	C 0
29	1.40	(313,19)	C 2	1.15	(324,22)	C 0
30	1.37	(313,19)	C 2	1.15	(324,22)	C 0
31	1.35	(313,19)	C 2	1.17	(324,22)	C 0
32	1.32	(313,19)	C 2	1.08	(324,22)	C 0
33	1.28	(313,19)	C 2	1.02	(324,21)	C 0
34	1.16	(313,22)	C 1	.96	(324,21)	C 0
35	1.08	(313,19)	C 2	.87	(30, 1)	C 1
36	1.10	(313,19)	C 2	.99	(30, 1)	C 1
37	1.23	(338,23)	C 0	1.21	(30, 1)	C 1
38	1.51	(338,23)	C 0	1.46	(84,13)	C 1
39	1.77	(357,13)	C 1	1.73	(339,17)	C 2
40	2.10	(313,19)	C 2	1.92*	(253,14)	C 2
41	2.25*	(313,19)	C 2	1.92	(253,14)	C 2
42	2.16	(313,21)	C 1	1.91	(324,21)	C 0
43	1.92	(313,19)	C 2	1.69	(324,21)	C 0
44	1.55	(313,19)	C 2	1.30	(324,21)	C 0
45	1.28	(313,19)	C 2	1.15	(2, 2)	C 2
46	1.25	(313,19)	C 2	1.05	(324,21)	C 0
47	1.22	(313,19)	C 2	1.01	(324,21)	C 0
48	1.20	(313,19)	C 2	.98	(324,21)	C 0
49	1.20	(313,19)	C 2	.95	(324,21)	C 0
50	1.25	(313,19)	C 2	.96	(324,21)	C 0
51	1.22	(313,19)	C 2	.95	(253,13)	C 2
52	1.20	(313,19)	C 2	.95	(324,21)	C 0
53	1.18	(313,19)	C 2	.94	(324,21)	C 0
54	1.22	(313,19)	C 2	.95	(253,14)	C 2
55	1.22	(313,19)	C 2	.91	(324,21)	C 0
56	1.18	(313,19)	C 2	.90	(324,21)	C 0
57	1.55	(313,19)	C 2	1.34	(324,20)	C 0
58	1.47	(313,19)	C 2	1.40	(357,13)	C 1
59	1.40	(357,13)	C 1	1.35	(313,19)	C 2
60	1.30	(313,18)	C 2	1.29	(84,14)	C 1

FIVE HIGHEST 1-HOUR END-TO-END AVERAGE CONCENTRATIONS IN PARTS PER MILLION
INCLUDING AMBIENT BACKGROUND CONCENTRATIONS.

Rcptr No.	Highest Conc	Highest Ending Day Hr	Highest Calm	Second Highest Conc	Second Highest Ending Day Hr	Second Highest Calm	Third Highest Conc	Third Highest Ending Day Hr	Third Highest Calm	Fourth Highest Conc	Fourth Highest Ending Day Hr	Fourth Highest Calm	Fifth Highest Conc	Fifth Highest Ending Day Hr	Fifth Highest Calm
1	2.30	(276,20)	C 0	2.20	(72, 8)	C 0	2.10	(84, 7)	C 0	2.10	(276,21)	C 0	2.10	(284,20)	C 0

JOB: HSS FDR Air Quality Build/105' Jets

RUN: FDR DRIVE BET E 67TH-75TH STS/105' JETS

FIVE HIGHEST 1-HOUR END-TO-END AVERAGE CONCENTRATIONS IN PARTS PER MILLION
INCLUDING AMBIENT BACKGROUND CONCENTRATIONS.

Rcptr	Highest Ending			Second Highest Ending			Third Highest Ending			Fourth Highest Ending			Fifth Highest Ending		
No.	Conc	Day Hr	Calm	Conc	Day Hr	Calm	Conc	Day Hr	Calm	Conc	Day Hr	Calm	Conc	Day Hr	Calm
2	2.30	(284,20)	C 0	2.20	(72, 8)	C 0	2.20	(276,20)	C 0	2.10	(84, 7)	C 0	2.10	(309, 7)	C 0
3	2.40	(284,20)	C 0	2.20	(30,18)	C 0	2.20	(72, 8)	C 0	2.20	(313,17)	C 0	2.10	(84, 7)	C 0
4	2.50	(30,18)	C 0	2.20	(284,20)	C 0	2.20	(72, 8)	C 0	2.10	(339,17)	C 0	2.00	(84, 7)	C 0
5	2.30	(30,18)	C 0	2.20	(72, 8)	C 0	2.10	(339,17)	C 0	2.00	(284,20)	C 0	2.00	(84, 7)	C 0
6	2.40	(30,18)	C 0	2.10	(72, 8)	C 0	2.10	(339,17)	C 0	2.00	(84, 7)	C 0	2.00	(284,20)	C 0
7	2.40	(30,18)	C 0	2.20	(339,17)	C 0	2.10	(72, 8)	C 0	2.00	(84, 7)	C 0	2.00	(309, 7)	C 0
8	2.30	(30,18)	C 0	2.20	(72, 8)	C 0	2.20	(339,17)	C 0	2.00	(84, 7)	C 0	2.00	(288, 7)	C 0
9	2.30	(30,18)	C 0	2.20	(72, 8)	C 0	2.20	(339,17)	C 0	2.00	(288, 7)	C 0	1.90	(84, 7)	C 0
10	2.20	(30,18)	C 0	2.20	(72, 8)	C 0	2.20	(339,17)	C 0	1.90	(288, 7)	C 0	1.90	(84, 7)	C 0
11	2.40	(30,18)	C 0	2.20	(339,17)	C 0	2.10	(72, 8)	C 0	1.90	(288, 7)	C 0	1.90	(84, 7)	C 0
12	2.30	(30,18)	C 0	2.20	(72, 8)	C 0	2.20	(339,17)	C 0	2.00	(288, 7)	C 0	1.90	(84, 7)	C 0
13	2.30	(30,18)	C 0	2.20	(72, 8)	C 0	2.20	(339,17)	C 0	1.90	(288, 7)	C 0	1.90	(84, 7)	C 0
14	2.30	(72, 8)	C 0	2.20	(339,17)	C 0	2.20	(30,18)	C 0	2.00	(84, 7)	C 0	2.00	(288, 7)	C 0
15	2.30	(30,18)	C 0	2.20	(72, 8)	C 0	2.20	(339,17)	C 0	1.90	(84, 7)	C 0	1.90	(288, 7)	C 0
16	2.30	(72, 8)	C 0	2.30	(30,18)	C 0	2.20	(339,17)	C 0	2.00	(288, 7)	C 0	1.90	(84, 7)	C 0
17	2.40	(30,18)	C 0	2.30	(72, 8)	C 0	2.20	(339,17)	C 0	2.00	(288, 7)	C 0	1.90	(67,22)	C 0
18	2.30	(72, 8)	C 0	2.30	(30,18)	C 0	2.20	(339,17)	C 0	2.00	(288, 7)	C 0	1.90	(67,22)	C 0
19	2.30	(30,18)	C 0	2.20	(72, 8)	C 0	2.00	(288, 7)	C 0	2.00	(339,17)	C 0	1.90	(67,22)	C 0
20	2.30	(30,18)	C 0	2.10	(72, 8)	C 0	2.00	(288, 7)	C 0	2.00	(339,17)	C 0	1.90	(84, 7)	C 0
21	2.30	(30,18)	C 0	2.20	(72, 8)	C 0	2.10	(339,17)	C 0	2.10	(84, 7)	C 0	2.10	(309, 7)	C 0
22	2.30	(72, 8)	C 0	2.20	(339,17)	C 0	2.20	(30,18)	C 0	2.10	(288, 7)	C 0	2.00	(84, 7)	C 0
23	2.30	(30,18)	C 0	2.20	(72, 8)	C 0	2.10	(288, 7)	C 0	2.00	(339,17)	C 0	1.90	(84, 7)	C 0
24	2.30	(72, 8)	C 0	2.20	(30,18)	C 0	2.10	(339,17)	C 0	2.10	(288, 7)	C 0	2.00	(84, 7)	C 0
25	2.30	(72, 8)	C 0	2.20	(30,18)	C 0	2.20	(339,17)	C 0	2.10	(288, 7)	C 0	2.00	(84, 7)	C 0
26	2.20	(339,17)	C 0	2.20	(30,18)	C 0	2.20	(72, 8)	C 0	2.10	(288, 7)	C 0	1.90	(84, 7)	C 0
27	2.30	(72, 8)	C 0	2.30	(30,18)	C 0	2.20	(339,17)	C 0	2.10	(288, 7)	C 0	2.00	(84, 7)	C 0
28	2.30	(30,18)	C 0	2.20	(72, 8)	C 0	2.00	(339,17)	C 0	1.90	(84, 7)	C 0	1.90	(308,16)	C 0
29	2.30	(30,18)	C 0	2.10	(72, 8)	C 0	1.90	(339,17)	C 0	1.90	(288, 7)	C 0	1.80	(84, 7)	C 0
30	2.30	(30,18)	C 0	2.00	(72, 8)	C 0	2.00	(339,17)	C 0	1.90	(288, 7)	C 0	1.80	(181,22)	C 0
31	2.40	(30,18)	C 0	2.10	(72, 8)	C 0	1.90	(339,17)	C 0	1.90	(288, 7)	C 0	1.80	(84, 7)	C 0
32	2.30	(30,18)	C 0	2.10	(72, 8)	C 0	1.90	(339,17)	C 0	1.90	(288, 7)	C 0	1.80	(284,20)	C 0
33	2.20	(30,18)	C 0	2.00	(72, 8)	C 0	1.80	(288, 7)	C 0	1.80	(339,17)	C 0	1.70	(67,22)	C 0
34	2.20	(30,18)	C 0	2.00	(72, 8)	C 0	1.90	(84, 7)	C 0	1.90	(309, 7)	C 0	1.90	(339,17)	C 0
35	2.30	(72, 8)	C 0	2.10	(84, 7)	C 0	2.10	(309, 7)	C 0	2.00	(30,18)	C 0	2.00	(339,17)	C 0
36	2.50	(72, 8)	C 0	2.40	(84, 7)	C 0	2.40	(309, 7)	C 0	2.40	(339,17)	C 0	2.00	(30,18)	C 0
37	3.10	(72, 8)	C 0	2.90	(84, 7)	C 0	2.90	(309, 7)	C 0	2.60	(339,17)	C 0	2.40	(181,22)	C 0
38	3.30	(72, 8)	C 0	3.10	(84, 7)	C 0	3.10	(309, 7)	C 0	2.90	(313,14)	C 0	2.80	(312,18)	C 0
39	3.20	(313,14)	C 0	3.10	(72, 8)	C 0	3.10	(84, 7)	C 0	3.10	(276,21)	C 0	3.10	(309, 7)	C 0
40	3.30	(276,21)	C 0	3.10	(313,14)	C 0	3.00	(48,19)	C 0	3.00	(357, 8)	C 0	2.90	(72, 8)	C 0
41	3.20	(276,21)	C 0	2.90	(30,18)	C 0	2.90	(313,14)	C 0	2.90	(357, 8)	C 0	2.80	(48,19)	C 0
42	3.40*	(30,18)	C 0	3.20*	(276,21)	C 0	2.80	(284,20)	C 0	2.70	(246, 8)	C 0	2.60	(288, 7)	C 0

JOB: HSS FDR Air Quality Build/105' Jets

RUN: FDR DRIVE BET E 67TH-75TH STS/105' JETS

FIVE HIGHEST 1-HOUR END-TO-END AVERAGE CONCENTRATIONS IN PARTS PER MILLION
INCLUDING AMBIENT BACKGROUND CONCENTRATIONS.

Rcptr	Highest			Second Highest			Third Highest			Fourth Highest			Fifth Highest		
No.	Conc	Ending Day Hr	Calm	Conc	Ending Day Hr	Calm	Conc	Ending Day Hr	Calm	Conc	Ending Day Hr	Calm	Conc	Ending Day Hr	Calm
43	3.20	(30,18)	C 0	2.90	(288, 7)	C 0	2.80	(284,20)	C 0	2.70	(324,18)	C 0	2.60	(201,18)	C 0
44	3.00	(30,18)	C 0	2.70	(288, 7)	C 0	2.40	(67,22)	C 0	2.30	(118,22)	C 0	2.20	(324,18)	C 0
45	2.60	(30,18)	C 0	2.60	(288, 7)	C 0	2.20	(67,22)	C 0	2.10	(118,22)	C 0	2.00	(308,23)	C 0
46	2.50	(30,18)	C 0	2.20	(288, 7)	C 0	2.10	(67,22)	C 0	1.90	(118,22)	C 0	1.80	(72, 8)	C 0
47	2.20	(30,18)	C 0	2.10	(288, 7)	C 0	1.90	(118,22)	C 0	1.90	(72, 8)	C 0	1.70	(84, 7)	C 0
48	2.00	(30,18)	C 0	1.90	(288, 7)	C 0	1.80	(72, 8)	C 0	1.60	(84, 7)	C 0	1.60	(309, 7)	C 0
49	2.00	(30,18)	C 0	1.80	(72, 8)	C 0	1.70	(288, 7)	C 0	1.60	(84, 7)	C 0	1.60	(309, 7)	C 0
50	2.00	(30,18)	C 0	1.90	(72, 8)	C 0	1.80	(288, 7)	C 0	1.70	(84, 7)	C 0	1.70	(309, 7)	C 0
51	2.00	(30,18)	C 0	1.80	(72, 8)	C 0	1.70	(288, 7)	C 0	1.70	(339,17)	C 0	1.60	(84, 7)	C 0
52	2.00	(30,18)	C 0	1.80	(72, 8)	C 0	1.70	(84, 7)	C 0	1.70	(288, 7)	C 0	1.70	(309, 7)	C 0
53	1.90	(30,18)	C 0	1.70	(72, 8)	C 0	1.70	(288, 7)	C 0	1.60	(312,18)	C 0	1.50	(201,18)	C 0
54	2.10	(30,18)	C 0	1.70	(72, 8)	C 0	1.70	(84, 7)	C 0	1.70	(201,18)	C 0	1.70	(309, 7)	C 0
55	2.10	(30,18)	C 0	1.60	(72, 8)	C 0	1.60	(201,18)	C 0	1.60	(288, 7)	C 0	1.50	(67,22)	C 0
56	2.10	(30,18)	C 0	1.60	(288, 7)	C 0	1.50	(67,22)	C 0	1.50	(72, 8)	C 0	1.50	(84, 7)	C 0
57	2.60	(276,21)	C 0	2.10	(72, 8)	C 0	2.10	(239, 7)	C 0	2.10	(246, 8)	C 0	2.10	(356, 7)	C 0
58	2.60	(276,21)	C 0	2.30	(246, 8)	C 0	2.10	(313,14)	C 0	2.10	(72, 8)	C 0	2.10	(184, 7)	C 0
59	2.50	(276,21)	C 0	2.30	(246, 8)	C 0	2.30	(357, 8)	C 0	2.20	(72, 8)	C 0	2.20	(313,14)	C 0
60	2.30	(357, 8)	C 0	2.30	(276,21)	C 0	2.20	(48,19)	C 0	2.20	(84, 7)	C 0	2.20	(309, 7)	C 0

MAXIMUM 8-HOUR AVERAGED LINK CONTRIBUTIONS
IN PARTS PER MILLION (PPM)
INCLUDING AMBIENT BACKGROUND CONCENTRATIONS.

Rcptr No.	Total Conc	Ending Day Hr	Ambient Backgnd	Total Link	Link +1	Link +2	Link +3	Link +4	Link +5	Link +6	Link +7	Link +8	Link +9	Link +10
1	1.67	(313,19)	.00	1.67	.48	.28	.00	.00	.00	.00	.00	.00	.00	.00
			Links	10+	.17	.27	.00	.00	.00	.02	.00	.45	.00	.00
2	1.75	(313,19)	.00	1.75	.28	.53	.00	.00	.00	.00	.00	.00	.00	.00
			Links	10+	.17	.27	.00	.00	.00	.02	.00	.48	.00	.00
3	1.78	(313,19)	.00	1.78	.15	.77	.00	.00	.00	.00	.00	.00	.00	.00
			Links	10+	.23	.22	.00	.00	.00	.02	.00	.40	.00	.00
4	1.65	(313,19)	.00	1.65	.07	.83	.00	.00	.00	.00	.00	.00	.00	.00
			Links	10+	.30	.15	.00	.00	.00	.02	.00	.28	.00	.00
5	1.62	(313,19)	.00	1.62	.03	.88	.00	.00	.00	.00	.00	.00	.00	.00
			Links	10+	.37	.10	.00	.00	.00	.02	.00	.22	.00	.00
6	1.55	(313,19)	.00	1.55	.03	.88	.00	.00	.00	.00	.00	.00	.00	.00
			Links	10+	.40	.07	.00	.00	.00	.02	.00	.15	.00	.00
7	1.48	(313,19)	.00	1.48	.02	.88	.00	.00	.00	.00	.00	.00	.00	.00
			Links	10+	.43	.05	.00	.00	.00	.02	.00	.08	.00	.00

JOB: HSS FDR Air Quality Build/105' Jets

RUN: FDR DRIVE BET E 67TH-75TH STS/105' JETS

LINK CONTRIBUTION TABLES

MAXIMUM 8-HOUR AVERAGED LINK CONTRIBUTIONS
IN PARTS PER MILLION (PPM)
INCLUDING AMBIENT BACKGROUND CONCENTRATIONS.

Rcptr No.	Total Conc	Ending Day Hr	Ambient Backgnd	Total Link	Link +1	Link +2	Link +3	Link +4	Link +5	Link +6	Link +7	Link +8	Link +9	Link +10
8	1.47	(313,19)	.00	1.47	.00	.90	.00	.00	.00	.00	.00	.00	.00	.00
				Links 10+	.45	.03	.00	.00	.00	.02	.00	.07	.00	.00
9	1.45	(313,19)	.00	1.45	.00	.88	.00	.00	.00	.00	.00	.00	.00	.00
				Links 10+	.47	.03	.00	.00	.00	.02	.00	.05	.00	.00
10	1.45	(313,19)	.00	1.45	.00	.90	.00	.00	.00	.00	.00	.00	.00	.00
				Links 10+	.48	.02	.00	.00	.00	.02	.00	.03	.00	.00
11	1.45	(313,19)	.00	1.45	.00	.90	.00	.00	.00	.00	.00	.00	.00	.00
				Links 10+	.48	.02	.00	.00	.00	.02	.00	.03	.00	.00
12	1.43	(313,19)	.00	1.43	.00	.90	.00	.00	.00	.00	.00	.00	.00	.00
				Links 10+	.50	.00	.00	.00	.00	.02	.00	.02	.00	.00
13	1.45	(313,19)	.00	1.45	.00	.92	.00	.00	.00	.00	.00	.00	.00	.00
				Links 10+	.50	.00	.00	.00	.00	.02	.00	.02	.00	.00
14	1.43	(313,19)	.00	1.43	.00	.92	.00	.00	.00	.00	.00	.00	.00	.00
				Links 10+	.50	.00	.00	.00	.00	.02	.00	.00	.00	.00
15	1.42	(313,19)	.00	1.42	.00	.92	.00	.00	.00	.00	.00	.00	.00	.00
				Links 10+	.48	.00	.00	.00	.00	.02	.00	.00	.00	.00
16	1.40	(313,19)	.00	1.40	.00	.90	.00	.00	.00	.00	.00	.00	.00	.00
				Links 10+	.48	.00	.00	.00	.00	.02	.00	.00	.00	.00
17	1.42	(313,19)	.00	1.42	.00	.92	.00	.00	.00	.00	.00	.00	.00	.00
				Links 10+	.48	.00	.00	.00	.00	.02	.00	.00	.00	.00
18	1.42	(313,19)	.00	1.42	.00	.92	.00	.00	.00	.00	.00	.00	.00	.00
				Links 10+	.48	.00	.00	.00	.00	.02	.00	.00	.00	.00
19	1.42	(313,19)	.00	1.42	.00	.92	.00	.00	.00	.00	.00	.00	.00	.00
				Links 10+	.48	.00	.00	.00	.00	.02	.00	.00	.00	.00
20	1.40	(313,19)	.00	1.40	.00	.92	.00	.00	.00	.00	.00	.00	.00	.00
				Links 10+	.48	.00	.00	.00	.00	.00	.00	.00	.00	.00
21	1.40	(313,19)	.00	1.40	.00	.92	.00	.00	.00	.00	.00	.00	.00	.00
				Links 10+	.48	.00	.00	.00	.00	.00	.00	.00	.00	.00
22	1.40	(313,19)	.00	1.40	.00	.92	.00	.00	.00	.00	.00	.00	.00	.00
				Links 10+	.48	.00	.00	.00	.00	.00	.00	.00	.00	.00
23	1.38	(313,19)	.00	1.38	.00	.90	.00	.00	.00	.00	.00	.00	.00	.00
				Links 10+	.48	.00	.00	.00	.00	.00	.00	.00	.00	.00
24	1.37	(313,19)	.00	1.37	.00	.90	.00	.00	.00	.00	.00	.00	.00	.00
				Links 10+	.47	.00	.00	.00	.00	.00	.00	.00	.00	.00
25	1.38	(313,19)	.00	1.38	.00	.90	.00	.00	.00	.00	.00	.00	.00	.02
				Links 10+	.47	.00	.00	.00	.00	.00	.00	.00	.00	.00
26	1.38	(313,19)	.00	1.38	.00	.90	.00	.00	.00	.00	.00	.02	.00	.02
				Links 10+	.45	.00	.00	.00	.00	.00	.00	.00	.00	.00

JOB: HSS FDR Air Quality Build/105' Jets

RUN: FDR DRIVE BET E 67TH-75TH STS/105' JETS

LINK CONTRIBUTION TABLES

MAXIMUM 8-HOUR AVERAGED LINK CONTRIBUTIONS
IN PARTS PER MILLION (PPM)
INCLUDING AMBIENT BACKGROUND CONCENTRATIONS.

Rcptr No.	Total Conc	Ending Day Hr	Ambient Backgnd	Total Link	Link +1	Link +2	Link +3	Link +4	Link +5	Link +6	Link +7	Link +8	Link +9	Link +10
27	1.38	(313,19)	.00	1.38	.00	.90	.02	.00	.00	.00	.00	.02	.00	.02
				Links 10+	.43	.00	.00	.00	.00	.00	.00	.00	.00	.00
28	1.37	(313,19)	.00	1.37	.00	.87	.02	.00	.00	.00	.00	.02	.00	.02
				Links 10+	.43	.00	.00	.00	.00	.00	.02	.00	.00	.00
29	1.40	(313,19)	.00	1.40	.00	.85	.03	.00	.00	.00	.00	.02	.02	.05
				Links 10+	.42	.00	.00	.00	.00	.00	.02	.00	.00	.00
30	1.37	(313,19)	.00	1.37	.00	.82	.05	.02	.02	.00	.00	.02	.02	.05
				Links 10+	.37	.00	.00	.00	.00	.00	.02	.00	.00	.00
31	1.35	(313,19)	.00	1.35	.00	.73	.10	.02	.03	.00	.00	.03	.02	.05
				Links 10+	.33	.00	.00	.00	.00	.00	.03	.00	.00	.00
32	1.32	(313,19)	.00	1.32	.00	.55	.22	.03	.03	.00	.00	.03	.03	.05
				Links 10+	.33	.00	.00	.00	.00	.00	.03	.00	.00	.00
33	1.28	(313,19)	.00	1.28	.00	.30	.38	.05	.03	.00	.00	.05	.05	.05
				Links 10+	.32	.00	.00	.00	.00	.00	.05	.00	.00	.00
34	1.16	(313,22)	.00	1.16	.00	.17	.41	.07	.06	.01	.01	.03	.01	.09
				Links 10+	.23	.00	.00	.00	.00	.00	.06	.00	.00	.00
35	1.08	(313,19)	.00	1.08	.00	.08	.27	.20	.05	.00	.00	.07	.05	.12
				Links 10+	.17	.00	.00	.00	.00	.00	.08	.00	.00	.00
36	1.10	(313,19)	.00	1.10	.00	.07	.12	.32	.08	.00	.00	.07	.05	.13
				Links 10+	.13	.00	.02	.00	.00	.00	.12	.00	.00	.00
37	1.23	(338,23)	.00	1.23	.00	.00	.00	.13	.31	.03	.03	.23	.00	.00
				Links 10+	.00	.00	.01	.00	.00	.00	.50	.00	.00	.00
38	1.51	(338,23)	.00	1.51	.00	.00	.00	.00	.44	.03	.03	.23	.00	.00
				Links 10+	.00	.00	.01	.00	.00	.00	.79	.00	.00	.00
39	1.77	(357,13)	.00	1.77	.00	.00	.00	.01	.41	.00	.00	.27	.03	.00
				Links 10+	.00	.00	.01	.00	.00	.00	1.03	.00	.00	.00
40	2.10	(313,19)	.00	2.10	.00	.02	.00	.10	.55	.00	.00	.15	.12	.03
				Links 10+	.03	.00	.02	.00	.00	.00	1.08	.00	.00	.00
41	2.25	(313,19)	.00	2.25	.00	.00	.00	.05	.63	.00	.02	.20	.07	.02
				Links 10+	.03	.00	.02	.00	.00	.00	1.22	.00	.00	.00
42	2.16	(313,21)	.00	2.16	.00	.00	.00	.03	.63	.00	.01	.26	.06	.00
				Links 10+	.01	.00	.01	.00	.00	.00	1.14	.00	.00	.00
43	1.92	(313,19)	.00	1.92	.00	.00	.00	.00	.67	.00	.02	.28	.05	.00
				Links 10+	.02	.00	.02	.00	.00	.00	.87	.00	.00	.00
44	1.55	(313,19)	.00	1.55	.00	.00	.00	.00	.68	.00	.02	.32	.03	.00
				Links 10+	.02	.00	.02	.00	.00	.00	.47	.00	.00	.00
45	1.28	(313,19)	.00	1.28	.00	.00	.00	.00	.68	.00	.02	.33	.00	.00
				Links 10+	.00	.00	.03	.00	.00	.00	.22	.00	.00	.00

JOB: HSS FDR Air Quality Build/105' Jets

RUN: FDR DRIVE BET E 67TH-75TH STS/105' JETS

LINK CONTRIBUTION TABLES

MAXIMUM 8-HOUR AVERAGED LINK CONTRIBUTIONS
IN PARTS PER MILLION (PPM)
INCLUDING AMBIENT BACKGROUND CONCENTRATIONS.

Rcptr No.	Total Conc	Ending Day Hr	Ambient Backgnd	Total Link	Link +1	Link +2	Link +3	Link +4	Link +5	Link +6	Link +7	Link +8	Link +9	Link +10
46	1.25	(313,19)	.00	1.25	.00	.00	.00	.00	.68	.02	.03	.35	.00	.00
				Links 10+	.00	.00	.05	.00	.00	.00	.12	.00	.00	.00
47	1.22	(313,19)	.00	1.22	.00	.00	.00	.00	.68	.02	.03	.35	.00	.00
				Links 10+	.00	.00	.07	.00	.00	.00	.07	.00	.00	.00
48	1.20	(313,19)	.00	1.20	.00	.00	.00	.00	.68	.03	.03	.35	.00	.00
				Links 10+	.00	.00	.07	.00	.00	.00	.03	.00	.00	.00
49	1.20	(313,19)	.00	1.20	.00	.00	.00	.00	.67	.03	.05	.35	.00	.00
				Links 10+	.00	.00	.07	.00	.00	.00	.03	.00	.00	.00
50	1.25	(313,19)	.00	1.25	.00	.00	.00	.00	.72	.03	.05	.37	.00	.00
				Links 10+	.00	.00	.07	.00	.00	.00	.02	.00	.00	.00
51	1.22	(313,19)	.00	1.22	.00	.00	.00	.00	.70	.03	.05	.35	.00	.00
				Links 10+	.00	.00	.07	.00	.00	.00	.02	.00	.00	.00
52	1.20	(313,19)	.00	1.20	.00	.00	.00	.00	.67	.05	.07	.35	.00	.00
				Links 10+	.00	.00	.07	.00	.00	.00	.00	.00	.00	.00
53	1.18	(313,19)	.00	1.18	.00	.00	.00	.00	.67	.05	.08	.32	.00	.00
				Links 10+	.00	.00	.07	.00	.00	.00	.00	.00	.00	.00
54	1.22	(313,19)	.00	1.22	.00	.00	.00	.00	.65	.08	.12	.30	.00	.00
				Links 10+	.00	.00	.07	.00	.00	.00	.00	.00	.00	.00
55	1.22	(313,19)	.00	1.22	.00	.00	.00	.00	.60	.13	.13	.28	.00	.00
				Links 10+	.00	.00	.07	.00	.00	.00	.00	.00	.00	.00
56	1.18	(313,19)	.00	1.18	.00	.00	.00	.00	.50	.20	.15	.27	.00	.00
				Links 10+	.00	.00	.07	.00	.00	.00	.00	.00	.00	.00
57	1.55	(313,19)	.00	1.55	.57	.17	.00	.00	.00	.00	.00	.00	.00	.00
				Links 10+	.15	.30	.00	.00	.00	.02	.00	.35	.00	.00
58	1.47	(313,19)	.00	1.47	.63	.10	.00	.00	.00	.00	.00	.00	.00	.00
				Links 10+	.12	.32	.00	.00	.00	.02	.00	.28	.00	.00
59	1.40	(357,13)	.00	1.40	.43	.00	.00	.00	.00	.00	.00	.00	.00	.00
				Links 10+	.04	.30	.00	.00	.00	.00	.00	.63	.00	.00
60	1.30	(313,18)	.00	1.30	.60	.08	.00	.00	.00	.00	.00	.00	.00	.00
				Links 10+	.10	.30	.00	.00	.00	.00	.00	.22	.00	.00

LINK CONTRIBUTION TABLES

SECOND HIGHEST 8-HOUR AVERAGED LINK CONTRIBUTIONS
IN PARTS PER MILLION (PPM)
INCLUDING AMBIENT BACKGROUND CONCENTRATIONS.

Rcptr No.	Total Conc	Ending Day Hr	Ambient Backgnd	Total Link	Link +1	Link +2	Link +3	Link +4	Link +5	Link +6	Link +7	Link +8	Link +9	Link +10
1	1.35	(324,20)	.00	1.35	.46	.09	.00	.00	.00	.00	.00	.00	.00	.00
				Links 10+	.04	.29	.00	.00	.00	.00	.00	.48	.00	.00
2	1.34	(324,20)	.00	1.34	.23	.39	.00	.00	.00	.00	.00	.00	.00	.00
				Links 10+	.13	.23	.00	.00	.00	.00	.00	.38	.00	.00
3	1.31	(324,21)	.00	1.31	.17	.53	.00	.00	.00	.00	.00	.00	.00	.00
				Links 10+	.16	.18	.00	.00	.00	.00	.00	.28	.00	.00
4	1.26	(324,21)	.00	1.26	.11	.61	.00	.00	.00	.00	.00	.00	.00	.00
				Links 10+	.20	.14	.00	.00	.00	.00	.00	.20	.00	.00
5	1.24	(324,21)	.00	1.24	.08	.64	.00	.00	.00	.00	.00	.00	.00	.00
				Links 10+	.26	.10	.00	.00	.00	.00	.00	.16	.00	.00
6	1.20	(324,21)	.00	1.20	.06	.66	.00	.00	.00	.00	.00	.00	.00	.00
				Links 10+	.26	.08	.00	.00	.00	.00	.00	.14	.00	.00
7	1.19	(324,21)	.00	1.19	.05	.67	.00	.00	.00	.00	.00	.00	.00	.00
				Links 10+	.29	.08	.00	.00	.00	.00	.00	.10	.00	.00
8	1.18	(324,22)	.00	1.18	.04	.71	.00	.00	.00	.00	.00	.00	.00	.00
				Links 10+	.30	.05	.00	.00	.00	.00	.00	.08	.00	.00
9	1.19	(324,22)	.00	1.19	.04	.71	.00	.00	.00	.00	.00	.00	.00	.00
				Links 10+	.32	.04	.00	.00	.00	.00	.00	.08	.00	.00
10	1.20	(324,22)	.00	1.20	.04	.74	.00	.00	.00	.00	.00	.00	.00	.00
				Links 10+	.32	.04	.00	.00	.00	.00	.00	.06	.00	.00
11	1.18	(324,22)	.00	1.17	.03	.74	.00	.00	.00	.00	.00	.00	.00	.00
				Links 10+	.34	.04	.00	.00	.00	.00	.00	.04	.00	.00
12	1.16	(324,22)	.00	1.16	.01	.74	.00	.00	.00	.00	.00	.00	.00	.00
				Links 10+	.34	.04	.00	.00	.00	.00	.00	.04	.00	.00
13	1.20	(324,22)	.00	1.20	.01	.75	.00	.00	.00	.00	.00	.00	.00	.00
				Links 10+	.36	.04	.00	.00	.00	.00	.00	.04	.00	.00
14	1.20	(324,22)	.00	1.20	.01	.75	.00	.00	.00	.00	.00	.00	.00	.00
				Links 10+	.36	.04	.00	.00	.00	.00	.00	.04	.00	.00
15	1.18	(324,22)	.00	1.17	.00	.75	.00	.00	.00	.00	.00	.00	.00	.00
				Links 10+	.36	.03	.00	.00	.00	.00	.00	.04	.00	.00
16	1.16	(324,22)	.00	1.16	.00	.75	.00	.00	.00	.00	.00	.00	.00	.00
				Links 10+	.36	.01	.00	.00	.00	.00	.00	.04	.00	.00
17	1.15	(324,22)	.00	1.15	.00	.75	.00	.00	.00	.00	.00	.00	.00	.00
				Links 10+	.36	.01	.00	.00	.00	.00	.00	.03	.00	.00
18	1.14	(324,22)	.00	1.14	.00	.76	.00	.00	.00	.00	.00	.00	.00	.00
				Links 10+	.36	.00	.00	.00	.00	.00	.00	.01	.00	.00
19	1.15	(324,22)	.00	1.15	.00	.76	.00	.00	.00	.00	.00	.00	.00	.00
				Links 10+	.38	.00	.00	.00	.00	.00	.00	.01	.00	.00

JOB: HSS FDR Air Quality Build/105' Jets

RUN: FDR DRIVE BET E 67TH-75TH STS/105' JETS

LINK CONTRIBUTION TABLES

SECOND HIGHEST 8-HOUR AVERAGED LINK CONTRIBUTIONS
IN PARTS PER MILLION (PPM)
INCLUDING AMBIENT BACKGROUND CONCENTRATIONS.

Rcptr No.	Total Conc	Ending Day Hr	Ambient Backgnd	Total Link	Link +1	Link +2	Link +3	Link +4	Link +5	Link +6	Link +7	Link +8	Link +9	Link +10
20	1.14	(324,22)	.00	1.14	.00	.76	.00	.00	.00	.00	.00	.00	.00	.00
				Links 10+	.38	.00	.00	.00	.00	.00	.00	.00	.00	.00
21	1.13	(324,22)	.00	1.13	.00	.75	.00	.00	.00	.00	.00	.00	.00	.00
				Links 10+	.38	.00	.00	.00	.00	.00	.00	.00	.00	.00
22	1.15	(324,22)	.00	1.15	.00	.77	.00	.00	.00	.00	.00	.00	.00	.00
				Links 10+	.38	.00	.00	.00	.00	.00	.00	.00	.00	.00
23	1.14	(324,22)	.00	1.14	.00	.76	.00	.00	.00	.00	.00	.00	.00	.00
				Links 10+	.38	.00	.00	.00	.00	.00	.00	.00	.00	.00
24	1.15	(324,22)	.00	1.15	.00	.77	.00	.00	.00	.00	.00	.00	.00	.00
				Links 10+	.38	.00	.00	.00	.00	.00	.00	.00	.00	.00
25	1.15	(324,22)	.00	1.15	.00	.77	.00	.00	.00	.00	.00	.00	.00	.00
				Links 10+	.38	.00	.00	.00	.00	.00	.00	.00	.00	.00
26	1.14	(324,22)	.00	1.14	.00	.76	.00	.00	.00	.00	.00	.00	.00	.00
				Links 10+	.38	.00	.00	.00	.00	.00	.00	.00	.00	.00
27	1.15	(324,22)	.00	1.15	.00	.77	.00	.00	.00	.00	.00	.00	.00	.00
				Links 10+	.38	.00	.00	.00	.00	.00	.00	.00	.00	.00
28	1.15	(324,22)	.00	1.15	.00	.77	.00	.00	.00	.00	.00	.00	.00	.00
				Links 10+	.38	.00	.00	.00	.00	.00	.00	.00	.00	.00
29	1.15	(324,22)	.00	1.15	.00	.77	.00	.00	.00	.00	.00	.00	.00	.00
				Links 10+	.38	.00	.00	.00	.00	.00	.00	.00	.00	.00
30	1.15	(324,22)	.00	1.15	.00	.77	.00	.00	.00	.00	.00	.00	.00	.00
				Links 10+	.38	.00	.00	.00	.00	.00	.00	.00	.00	.00
31	1.17	(324,22)	.00	1.17	.00	.77	.00	.00	.00	.00	.00	.00	.00	.01
				Links 10+	.39	.00	.00	.00	.00	.00	.00	.00	.00	.00
32	1.08	(324,22)	.00	1.08	.00	.56	.15	.00	.00	.00	.00	.00	.00	.04
				Links 10+	.33	.00	.00	.00	.00	.00	.00	.00	.00	.00
33	1.02	(324,21)	.00	1.03	.00	.31	.35	.00	.00	.00	.00	.00	.00	.10
				Links 10+	.26	.00	.00	.00	.00	.00	.00	.00	.00	.00
34	.96	(324,21)	.00	.96	.00	.21	.40	.01	.00	.00	.00	.00	.01	.11
				Links 10+	.21	.00	.00	.00	.00	.00	.00	.00	.00	.00
35	.87	(30, 1)	.00	.87	.00	.00	.00	.20	.19	.04	.04	.14	.01	.00
				Links 10+	.00	.00	.00	.00	.00	.00	.24	.00	.00	.00
36	.99	(30, 1)	.00	.99	.00	.00	.00	.16	.24	.04	.04	.16	.00	.00
				Links 10+	.00	.00	.00	.00	.00	.00	.34	.00	.00	.00
37	1.21	(30, 1)	.00	1.21	.00	.00	.00	.09	.34	.04	.04	.19	.00	.00
				Links 10+	.00	.00	.00	.00	.00	.00	.51	.00	.00	.00
38	1.46	(84,13)	.00	1.46	.00	.00	.00	.04	.40	.01	.01	.23	.01	.00
				Links 10+	.00	.00	.00	.00	.00	.00	.74	.00	.00	.00

JOB: HSS FDR Air Quality Build/105' Jets

RUN: FDR DRIVE BET E 67TH-75TH STS/105' JETS

LINK CONTRIBUTION TABLES

SECOND HIGHEST 8-HOUR AVERAGED LINK CONTRIBUTIONS
IN PARTS PER MILLION (PPM)
INCLUDING AMBIENT BACKGROUND CONCENTRATIONS.

Rcptr No.	Total Conc	Ending Day Hr	Ambient Backgnd	Total Link	Link +1	Link +2	Link +3	Link +4	Link +5	Link +6	Link +7	Link +8	Link +9	Link +10
39	1.73	(339,17)	.00	1.73	.00	.00	.00	.00	.48	.03	.03	.25	.00	.00
			Links 10+		.00	.00	.00	.00	.00	.00	.93	.00	.00	.00
40	1.92	(253,14)	.00	1.92	.00	.03	.00	.03	.48	.00	.00	.22	.03	.00
			Links 10+		.05	.00	.00	.00	.00	.00	1.07	.00	.00	.00
41	1.92	(253,14)	.00	1.92	.00	.03	.00	.03	.52	.00	.00	.23	.03	.00
			Links 10+		.03	.00	.00	.00	.00	.00	1.03	.00	.00	.00
42	1.91	(324,21)	.00	1.91	.00	.04	.00	.04	.49	.00	.00	.19	.04	.01
			Links 10+		.05	.00	.01	.00	.00	.00	1.05	.00	.00	.00
43	1.69	(324,21)	.00	1.69	.00	.04	.00	.04	.50	.00	.00	.21	.04	.00
			Links 10+		.05	.00	.01	.00	.00	.00	.80	.00	.00	.00
44	1.30	(324,21)	.00	1.30	.00	.04	.00	.03	.53	.00	.00	.21	.04	.00
			Links 10+		.04	.00	.01	.00	.00	.00	.41	.00	.00	.00
45	1.15	(2, 2)	.00	1.15	.00	.08	.00	.02	.42	.00	.00	.08	.02	.00
			Links 10+		.12	.00	.00	.00	.00	.00	.42	.00	.00	.00
46	1.05	(324,21)	.00	1.05	.00	.03	.00	.00	.55	.00	.00	.26	.00	.00
			Links 10+		.04	.00	.01	.00	.00	.00	.16	.00	.00	.00
47	1.01	(324,21)	.00	1.01	.00	.03	.00	.00	.56	.00	.00	.26	.00	.00
			Links 10+		.04	.00	.01	.00	.00	.00	.11	.00	.00	.00
48	.98	(324,21)	.00	.98	.00	.03	.00	.00	.56	.00	.00	.26	.00	.00
			Links 10+		.04	.00	.01	.00	.00	.00	.08	.00	.00	.00
49	.95	(324,21)	.00	.95	.00	.01	.00	.00	.56	.00	.00	.28	.00	.00
			Links 10+		.03	.00	.01	.00	.00	.00	.06	.00	.00	.00
50	.96	(324,21)	.00	.96	.00	.01	.00	.00	.56	.00	.00	.29	.00	.00
			Links 10+		.03	.00	.03	.00	.00	.00	.05	.00	.00	.00
51	.95	(253,13)	.00	.95	.00	.02	.00	.00	.55	.02	.02	.28	.00	.00
			Links 10+		.02	.00	.00	.00	.00	.00	.05	.00	.00	.00
52	.95	(324,21)	.00	.95	.00	.01	.00	.00	.56	.00	.00	.29	.00	.00
			Links 10+		.03	.00	.03	.00	.00	.00	.04	.00	.00	.00
53	.94	(324,21)	.00	.94	.00	.01	.00	.00	.56	.00	.00	.29	.00	.00
			Links 10+		.01	.00	.03	.00	.00	.00	.04	.00	.00	.00
54	.95	(253,14)	.00	.95	.00	.00	.00	.00	.50	.08	.08	.25	.00	.00
			Links 10+		.02	.00	.00	.00	.00	.00	.02	.00	.00	.00
55	.91	(324,21)	.00	.91	.00	.00	.00	.00	.56	.00	.00	.30	.00	.00
			Links 10+		.01	.00	.01	.00	.00	.00	.03	.00	.00	.00
56	.90	(324,21)	.00	.90	.00	.00	.00	.00	.50	.05	.04	.28	.00	.00
			Links 10+		.01	.00	.01	.00	.00	.00	.01	.00	.00	.00
57	1.34	(324,20)	.00	1.34	.52	.00	.00	.00	.00	.00	.00	.00	.00	.00
			Links 10+		.00	.32	.00	.00	.00	.00	.00	.49	.00	.00

JOB: HSS FDR Air Quality Build/105' Jets

RUN: FDR DRIVE BET E 67TH-75TH STS/105' JETS

LINK CONTRIBUTION TABLES

SECOND HIGHEST 8-HOUR AVERAGED LINK CONTRIBUTIONS
IN PARTS PER MILLION (PPM)
INCLUDING AMBIENT BACKGROUND CONCENTRATIONS.

Rcptr No.	Total Conc	Ending Day Hr	Ambient Backgnd	Total Link	Link +1	Link +2	Link +3	Link +4	Link +5	Link +6	Link +7	Link +8	Link +9	Link +10
58	1.40	(357,13)	.00	1.40	.43	.01	.00	.00	.00	.00	.00	.00	.00	.00
				Links 10+	.07	.29	.00	.00	.00	.00	.00	.60	.00	.00
59	1.35	(313,19)	.00	1.35	.65	.08	.00	.00	.00	.00	.00	.00	.00	.00
				Links 10+	.10	.33	.00	.00	.00	.00	.00	.18	.00	.00
60	1.29	(84,14)	.00	1.29	.43	.16	.00	.00	.00	.00	.00	.00	.00	.00
				Links 10+	.17	.20	.00	.00	.00	.01	.00	.31	.00	.00

MAXIMUM 1-HOUR AVERAGED LINK CONTRIBUTIONS
IN PARTS PER MILLION (PPM)
INCLUDING AMBIENT BACKGROUND CONCENTRATIONS.

Rcptr No.	Total Conc	Ending Day Hr	Ambient Backgnd	Total Link	Link +1	Link +2	Link +3	Link +4	Link +5	Link +6	Link +7	Link +8	Link +9	Link +10
1	2.30	(276,20)	.00	2.30	.70	.10	.00	.00	.00	.00	.00	.00	.00	.00
				Links 10+	.00	.50	.00	.00	.00	.00	.00	1.00	.00	.00
2	2.30	(284,20)	.00	2.30	.60	.40	.00	.00	.00	.00	.00	.00	.00	.00
				Links 10+	.00	.50	.00	.00	.00	.00	.00	.80	.00	.00
3	2.40	(284,20)	.00	2.40	.30	.80	.00	.00	.00	.00	.00	.00	.00	.00
				Links 10+	.10	.40	.00	.00	.00	.00	.00	.80	.00	.00
4	2.50	(30,18)	.00	2.50	.50	.90	.00	.00	.00	.00	.00	.00	.00	.00
				Links 10+	.10	.40	.00	.00	.00	.00	.00	.60	.00	.00
5	2.30	(30,18)	.00	2.30	.30	1.00	.00	.00	.00	.00	.00	.00	.00	.00
				Links 10+	.10	.40	.00	.00	.00	.00	.00	.50	.00	.00
6	2.40	(30,18)	.00	2.40	.30	1.10	.00	.00	.00	.00	.00	.00	.00	.00
				Links 10+	.20	.30	.00	.00	.00	.00	.00	.50	.00	.00
7	2.40	(30,18)	.00	2.40	.20	1.20	.00	.00	.00	.00	.00	.00	.00	.00
				Links 10+	.30	.30	.00	.00	.00	.00	.00	.40	.00	.00
8	2.30	(30,18)	.00	2.30	.20	1.30	.00	.00	.00	.00	.00	.00	.00	.00
				Links 10+	.30	.20	.00	.00	.00	.00	.00	.30	.00	.00
9	2.30	(30,18)	.00	2.30	.10	1.30	.00	.00	.00	.00	.00	.00	.00	.00
				Links 10+	.40	.20	.00	.00	.00	.00	.00	.30	.00	.00
10	2.20	(30,18)	.00	2.20	.10	1.30	.00	.00	.00	.00	.00	.00	.00	.00
				Links 10+	.40	.20	.00	.00	.00	.00	.00	.20	.00	.00
11	2.40	(30,18)	.00	2.40	.10	1.40	.00	.00	.00	.00	.00	.00	.00	.00
				Links 10+	.50	.20	.00	.00	.00	.00	.00	.20	.00	.00
12	2.30	(30,18)	.00	2.30	.10	1.40	.00	.00	.00	.00	.00	.00	.00	.00
				Links 10+	.50	.10	.00	.00	.00	.00	.00	.20	.00	.00

JOB: HSS FDR Air Quality Build/105' Jets

RUN: FDR DRIVE BET E 67TH-75TH STS/105' JETS

LINK CONTRIBUTION TABLES

MAXIMUM 1-HOUR AVERAGED LINK CONTRIBUTIONS
IN PARTS PER MILLION (PPM)
INCLUDING AMBIENT BACKGROUND CONCENTRATIONS.

Rcptr No.	Total Conc	Ending Day Hr	Ambient Backgnd	Total Link	Link +1	Link +2	Link +3	Link +4	Link +5	Link +6	Link +7	Link +8	Link +9	Link +10
13	2.30	(30,18)	.00	2.30	.10	1.40	.00	.00	.00	.00	.00	.00	.00	.00
				Links 10+	.50	.10	.00	.00	.00	.00	.00	.20	.00	.00
14	2.30	(72, 8)	.00	2.30	.00	1.40	.00	.00	.10	.00	.10	.10	.00	.00
				Links 10+	.60	.00	.00	.00	.00	.00	.00	.00	.00	.00
15	2.30	(30,18)	.00	2.30	.10	1.40	.00	.00	.00	.00	.00	.00	.00	.00
				Links 10+	.60	.10	.00	.00	.00	.00	.00	.10	.00	.00
16	2.30	(72, 8)	.00	2.30	.00	1.40	.00	.00	.10	.00	.10	.10	.00	.00
				Links 10+	.50	.00	.00	.00	.00	.00	.10	.00	.00	.00
17	2.40	(30,18)	.00	2.40	.10	1.50	.00	.00	.00	.00	.00	.00	.00	.00
				Links 10+	.60	.10	.00	.00	.00	.00	.00	.10	.00	.00
18	2.30	(72, 8)	.00	2.30	.00	1.40	.00	.00	.10	.00	.10	.10	.00	.00
				Links 10+	.50	.00	.00	.00	.00	.00	.10	.00	.00	.00
19	2.30	(30,18)	.00	2.30	.00	1.50	.00	.00	.00	.00	.00	.00	.00	.00
				Links 10+	.60	.10	.00	.00	.00	.00	.00	.10	.00	.00
20	2.30	(30,18)	.00	2.30	.00	1.50	.00	.00	.00	.00	.00	.00	.00	.00
				Links 10+	.60	.10	.00	.00	.00	.00	.00	.10	.00	.00
21	2.30	(30,18)	.00	2.30	.00	1.50	.00	.00	.00	.00	.00	.00	.00	.00
				Links 10+	.60	.10	.00	.00	.00	.00	.00	.10	.00	.00
22	2.30	(72, 8)	.00	2.30	.00	1.30	.10	.00	.10	.00	.10	.10	.00	.10
				Links 10+	.40	.00	.00	.00	.00	.00	.10	.00	.00	.00
23	2.30	(30,18)	.00	2.30	.00	1.50	.00	.00	.00	.00	.00	.00	.00	.00
				Links 10+	.70	.00	.00	.00	.00	.00	.00	.10	.00	.00
24	2.30	(72, 8)	.00	2.30	.00	1.20	.10	.00	.10	.10	.10	.10	.10	.10
				Links 10+	.30	.00	.00	.00	.00	.00	.10	.00	.00	.00
25	2.30	(72, 8)	.00	2.30	.00	1.10	.10	.10	.10	.10	.10	.20	.10	.10
				Links 10+	.20	.00	.00	.00	.00	.00	.10	.00	.00	.00
26	2.20	(339,17)	.00	2.20	.00	.90	.10	.10	.20	.10	.10	.20	.10	.10
				Links 10+	.10	.00	.00	.00	.00	.00	.20	.00	.00	.00
27	2.30	(72, 8)	.00	2.30	.00	1.00	.10	.10	.20	.10	.10	.20	.10	.10
				Links 10+	.10	.00	.00	.00	.00	.00	.20	.00	.00	.00
28	2.30	(30,18)	.00	2.30	.00	1.50	.00	.00	.00	.00	.00	.00	.00	.00
				Links 10+	.70	.00	.00	.00	.00	.10	.00	.00	.00	.00
29	2.30	(30,18)	.00	2.30	.00	1.50	.00	.00	.00	.00	.00	.00	.00	.00
				Links 10+	.70	.00	.00	.00	.00	.10	.00	.00	.00	.00
30	2.30	(30,18)	.00	2.30	.00	1.50	.00	.00	.00	.00	.00	.00	.00	.00
				Links 10+	.70	.00	.00	.00	.00	.10	.00	.00	.00	.00
31	2.40	(30,18)	.00	2.40	.00	1.60	.00	.00	.00	.00	.00	.00	.00	.00
				Links 10+	.70	.00	.00	.00	.00	.10	.00	.00	.00	.00

JOB: HSS FDR Air Quality Build/105' Jets

RUN: FDR DRIVE BET E 67TH-75TH STS/105' JETS

LINK CONTRIBUTION TABLES

MAXIMUM 1-HOUR AVERAGED LINK CONTRIBUTIONS
IN PARTS PER MILLION (PPM)
INCLUDING AMBIENT BACKGROUND CONCENTRATIONS.

Rcptr No.	Total Conc	Ending Day Hr	Ambient Backgnd	Total Link	Link +1	Link +2	Link +3	Link +4	Link +5	Link +6	Link +7	Link +8	Link +9	Link +10
32	2.30	(30,18)	.00	2.30	.00	1.50	.00	.00	.00	.00	.00	.00	.00	.00
			Links	10+	.70	.00	.00	.00	.00	.10	.00	.00	.00	.00
33	2.20	(30,18)	.00	2.20	.00	1.10	.30	.00	.00	.00	.00	.00	.00	.00
			Links	10+	.70	.00	.00	.00	.00	.10	.00	.00	.00	.00
34	2.20	(30,18)	.00	2.20	.00	.80	.60	.00	.00	.00	.00	.00	.00	.00
			Links	10+	.70	.00	.00	.00	.00	.10	.00	.00	.00	.00
35	2.30	(72, 8)	.00	2.30	.00	.00	.00	.40	.50	.10	.10	.40	.00	.00
			Links	10+	.00	.00	.10	.00	.00	.00	.70	.00	.00	.00
36	2.50	(72, 8)	.00	2.50	.00	.00	.00	.30	.60	.10	.10	.40	.00	.00
			Links	10+	.00	.00	.10	.00	.00	.00	.90	.00	.00	.00
37	3.10	(72, 8)	.00	3.10	.00	.00	.00	.20	.80	.10	.20	.50	.00	.00
			Links	10+	.00	.00	.10	.00	.00	.00	1.20	.00	.00	.00
38	3.30	(72, 8)	.00	3.30	.00	.00	.00	.00	1.00	.10	.20	.40	.00	.00
			Links	10+	.00	.00	.10	.00	.00	.00	1.50	.00	.00	.00
39	3.20	(313,14)	.00	3.20	.00	.00	.00	.00	.90	.00	.00	.50	.00	.00
			Links	10+	.00	.00	.10	.00	.00	.00	1.70	.00	.00	.00
40	3.30	(276,21)	.00	3.30	.00	.00	.00	.00	.90	.00	.00	.50	.00	.00
			Links	10+	.00	.00	.10	.00	.00	.00	1.80	.00	.00	.00
41	3.20	(276,21)	.00	3.20	.00	.00	.00	.00	.80	.00	.00	.50	.00	.00
			Links	10+	.00	.00	.10	.00	.00	.00	1.80	.00	.00	.00
42	3.40	(30,18)	.00	3.40	.00	.20	.10	.20	.70	.00	.00	.10	.10	.10
			Links	10+	.30	.00	.00	.00	.00	.00	1.60	.00	.00	.00
43	3.20	(30,18)	.00	3.20	.00	.20	.00	.10	.80	.00	.00	.10	.10	.10
			Links	10+	.20	.00	.00	.00	.00	.00	1.60	.00	.00	.00
44	3.00	(30,18)	.00	3.00	.00	.10	.00	.10	.90	.00	.00	.20	.10	.10
			Links	10+	.20	.00	.00	.00	.00	.00	1.30	.00	.00	.00
45	2.60	(30,18)	.00	2.60	.00	.10	.00	.10	1.00	.00	.00	.20	.10	.00
			Links	10+	.20	.00	.00	.00	.00	.00	.90	.00	.00	.00
46	2.50	(30,18)	.00	2.50	.00	.10	.00	.10	1.00	.00	.00	.30	.10	.00
			Links	10+	.20	.00	.00	.00	.00	.00	.70	.00	.00	.00
47	2.20	(30,18)	.00	2.20	.00	.10	.00	.00	1.00	.00	.00	.30	.10	.00
			Links	10+	.20	.00	.00	.00	.00	.00	.50	.00	.00	.00
48	2.00	(30,18)	.00	2.00	.00	.10	.00	.00	1.00	.00	.00	.30	.10	.00
			Links	10+	.10	.00	.00	.00	.00	.00	.40	.00	.00	.00
49	2.00	(30,18)	.00	2.00	.00	.10	.00	.00	1.10	.00	.00	.40	.00	.00
			Links	10+	.10	.00	.00	.00	.00	.00	.30	.00	.00	.00
50	2.00	(30,18)	.00	2.00	.00	.10	.00	.00	1.10	.00	.00	.40	.00	.00
			Links	10+	.10	.00	.10	.00	.00	.00	.20	.00	.00	.00

JOB: HSS FDR Air Quality Build/105' Jets

RUN: FDR DRIVE BET E 67TH-75TH STS/105' JETS

LINK CONTRIBUTION TABLES

MAXIMUM 1-HOUR AVERAGED LINK CONTRIBUTIONS
IN PARTS PER MILLION (PPM)
INCLUDING AMBIENT BACKGROUND CONCENTRATIONS.

Rcptr No.	Total Conc	Ending Day Hr	Ambient Backgnd	Total Link	Link +1	Link +2	Link +3	Link +4	Link +5	Link +6	Link +7	Link +8	Link +9	Link +10
51	2.00	(30,18)	.00	2.00	.00	.10	.00	.00	1.10	.00	.00	.40	.00	.00
			Links	10+	.10	.00	.10	.00	.00	.00	.20	.00	.00	.00
52	2.00	(30,18)	.00	2.00	.00	.10	.00	.00	1.10	.00	.00	.40	.00	.00
			Links	10+	.10	.00	.10	.00	.00	.00	.20	.00	.00	.00
53	1.90	(30,18)	.00	1.90	.00	.10	.00	.00	1.10	.00	.00	.40	.00	.00
			Links	10+	.10	.00	.10	.00	.00	.00	.10	.00	.00	.00
54	2.10	(30,18)	.00	2.10	.00	.10	.00	.00	1.20	.00	.00	.50	.00	.00
			Links	10+	.10	.00	.10	.00	.00	.00	.10	.00	.00	.00
55	2.10	(30,18)	.00	2.10	.00	.10	.00	.00	1.20	.00	.00	.50	.00	.00
			Links	10+	.10	.00	.10	.00	.00	.00	.10	.00	.00	.00
56	2.10	(30,18)	.00	2.10	.00	.10	.00	.00	1.20	.00	.00	.50	.00	.00
			Links	10+	.10	.00	.10	.00	.00	.00	.10	.00	.00	.00
57	2.60	(276,21)	.00	2.60	.90	.00	.00	.00	.00	.00	.00	.00	.00	.00
			Links	10+	.10	.50	.00	.00	.00	.00	.00	1.10	.00	.00
58	2.60	(276,21)	.00	2.60	.90	.00	.00	.00	.00	.00	.00	.00	.00	.00
			Links	10+	.00	.50	.00	.00	.00	.00	.00	1.20	.00	.00
59	2.50	(276,21)	.00	2.50	.80	.00	.00	.00	.00	.00	.00	.00	.00	.00
			Links	10+	.00	.50	.00	.00	.00	.00	.00	1.20	.00	.00
60	2.30	(357, 8)	.00	2.30	.70	.00	.00	.00	.00	.00	.00	.00	.00	.00
			Links	10+	.00	.50	.00	.00	.00	.00	.00	1.10	.00	.00

SECOND HIGHEST 1-HOUR AVERAGED LINK CONTRIBUTIONS
IN PARTS PER MILLION (PPM)
INCLUDING AMBIENT BACKGROUND CONCENTRATIONS.

Rcptr No.	Total Conc	Ending Day Hr	Ambient Backgnd	Total Link	Link +1	Link +2	Link +3	Link +4	Link +5	Link +6	Link +7	Link +8	Link +9	Link +10
1	2.20	(72, 8)	.00	2.20	.00	1.50	.00	.00	.00	.00	.00	.00	.00	.00
			Links	10+	.70	.00	.00	.00	.00	.00	.00	.00	.00	.00
2	2.20	(72, 8)	.00	2.20	.00	1.50	.00	.00	.00	.00	.00	.00	.00	.00
			Links	10+	.70	.00	.00	.00	.00	.00	.00	.00	.00	.00
3	2.20	(30,18)	.00	2.20	.60	.60	.00	.00	.00	.00	.00	.00	.00	.00
			Links	10+	.00	.40	.00	.00	.00	.00	.00	.60	.00	.00
4	2.20	(284,20)	.00	2.20	.20	.90	.00	.00	.00	.00	.00	.00	.00	.00
			Links	10+	.20	.30	.00	.00	.00	.00	.00	.60	.00	.00
5	2.20	(72, 8)	.00	2.20	.00	1.50	.00	.00	.00	.00	.00	.00	.00	.00
			Links	10+	.70	.00	.00	.00	.00	.00	.00	.00	.00	.00

JOB: HSS FDR Air Quality Build/105' Jets

RUN: FDR DRIVE BET E 67TH-75TH STS/105' JETS

LINK CONTRIBUTION TABLES

SECOND HIGHEST 1-HOUR AVERAGED LINK CONTRIBUTIONS
IN PARTS PER MILLION (PPM)
INCLUDING AMBIENT BACKGROUND CONCENTRATIONS.

Rcptr No.	Total Conc	Ending Day Hr	Ambient Backgnd	Total Link	Link +1	Link +2	Link +3	Link +4	Link +5	Link +6	Link +7	Link +8	Link +9	Link +10
6	2.10	(72, 8)	.00	2.10	.00	1.50	.00	.00	.00	.00	.00	.00	.00	.00
				Links 10+	.60	.00	.00	.00	.00	.00	.00	.00	.00	.00
7	2.20	(339,17)	.00	2.20	.00	1.40	.00	.00	.10	.00	.10	.10	.00	.00
				Links 10+	.50	.00	.00	.00	.00	.00	.00	.00	.00	.00
8	2.20	(72, 8)	.00	2.20	.00	1.50	.00	.00	.00	.00	.00	.10	.00	.00
				Links 10+	.60	.00	.00	.00	.00	.00	.00	.00	.00	.00
9	2.20	(72, 8)	.00	2.20	.00	1.50	.00	.00	.00	.00	.00	.10	.00	.00
				Links 10+	.60	.00	.00	.00	.00	.00	.00	.00	.00	.00
10	2.20	(72, 8)	.00	2.20	.00	1.50	.00	.00	.00	.00	.00	.10	.00	.00
				Links 10+	.60	.00	.00	.00	.00	.00	.00	.00	.00	.00
11	2.20	(339,17)	.00	2.20	.00	1.40	.00	.00	.10	.00	.10	.10	.00	.00
				Links 10+	.50	.00	.00	.00	.00	.00	.00	.00	.00	.00
12	2.20	(72, 8)	.00	2.20	.00	1.40	.00	.00	.10	.00	.00	.10	.00	.00
				Links 10+	.60	.00	.00	.00	.00	.00	.00	.00	.00	.00
13	2.20	(72, 8)	.00	2.20	.00	1.40	.00	.00	.10	.00	.00	.10	.00	.00
				Links 10+	.60	.00	.00	.00	.00	.00	.00	.00	.00	.00
14	2.20	(339,17)	.00	2.20	.00	1.30	.00	.00	.10	.10	.10	.10	.00	.00
				Links 10+	.40	.00	.00	.00	.00	.00	.10	.00	.00	.00
15	2.20	(72, 8)	.00	2.20	.00	1.40	.00	.00	.10	.00	.10	.10	.00	.00
				Links 10+	.50	.00	.00	.00	.00	.00	.00	.00	.00	.00
16	2.30	(30,18)	.00	2.30	.10	1.40	.00	.00	.00	.00	.00	.00	.00	.00
				Links 10+	.60	.10	.00	.00	.00	.00	.00	.10	.00	.00
17	2.30	(72, 8)	.00	2.30	.00	1.40	.00	.00	.10	.00	.10	.10	.00	.00
				Links 10+	.50	.00	.00	.00	.00	.00	.10	.00	.00	.00
18	2.30	(30,18)	.00	2.30	.00	1.50	.00	.00	.00	.00	.00	.00	.00	.00
				Links 10+	.60	.10	.00	.00	.00	.00	.00	.10	.00	.00
19	2.20	(72, 8)	.00	2.20	.00	1.30	.00	.00	.10	.00	.10	.10	.00	.00
				Links 10+	.50	.00	.00	.00	.00	.00	.10	.00	.00	.00
20	2.10	(72, 8)	.00	2.10	.00	1.30	.00	.00	.10	.00	.10	.10	.00	.00
				Links 10+	.40	.00	.00	.00	.00	.00	.10	.00	.00	.00
21	2.20	(72, 8)	.00	2.20	.00	1.30	.00	.00	.10	.00	.10	.10	.00	.10
				Links 10+	.40	.00	.00	.00	.00	.00	.10	.00	.00	.00
22	2.20	(339,17)	.00	2.20	.00	1.20	.10	.00	.10	.10	.10	.10	.00	.10
				Links 10+	.30	.00	.00	.00	.00	.00	.10	.00	.00	.00
23	2.20	(72, 8)	.00	2.20	.00	1.20	.10	.00	.10	.10	.10	.10	.00	.10
				Links 10+	.30	.00	.00	.00	.00	.00	.10	.00	.00	.00
24	2.20	(30,18)	.00	2.20	.00	1.50	.00	.00	.00	.00	.00	.00	.00	.00
				Links 10+	.70	.00	.00	.00	.00	.00	.00	.00	.00	.00

JOB: HSS FDR Air Quality Build/105' Jets

RUN: FDR DRIVE BET E 67TH-75TH STS/105' JETS

LINK CONTRIBUTION TABLES

SECOND HIGHEST 1-HOUR AVERAGED LINK CONTRIBUTIONS
IN PARTS PER MILLION (PPM)
INCLUDING AMBIENT BACKGROUND CONCENTRATIONS.

Rcptr No.	Total Conc	Ending Day Hr	Ambient Backgnd	Total Link	Link +1	Link +2	Link +3	Link +4	Link +5	Link +6	Link +7	Link +8	Link +9	Link +10
25	2.20	(30,18)	.00	2.20	.00	1.50	.00	.00	.00	.00	.00	.00	.00	.00
			Links	10+	.70	.00	.00	.00	.00	.00	.00	.00	.00	.00
26	2.20	(30,18)	.00	2.20	.00	1.50	.00	.00	.00	.00	.00	.00	.00	.00
			Links	10+	.70	.00	.00	.00	.00	.00	.00	.00	.00	.00
27	2.30	(30,18)	.00	2.30	.00	1.50	.00	.00	.00	.00	.00	.00	.00	.00
			Links	10+	.70	.00	.00	.00	.00	.10	.00	.00	.00	.00
28	2.20	(72, 8)	.00	2.20	.00	.80	.20	.10	.20	.10	.10	.20	.10	.10
			Links	10+	.10	.00	.00	.00	.00	.00	.20	.00	.00	.00
29	2.10	(72, 8)	.00	2.10	.00	.70	.30	.10	.20	.10	.10	.20	.10	.10
			Links	10+	.00	.00	.00	.00	.00	.00	.20	.00	.00	.00
30	2.00	(72, 8)	.00	2.00	.00	.40	.40	.10	.20	.10	.10	.30	.10	.10
			Links	10+	.00	.00	.00	.00	.00	.00	.20	.00	.00	.00
31	2.10	(72, 8)	.00	2.10	.00	.10	.50	.20	.30	.10	.10	.30	.10	.00
			Links	10+	.00	.00	.10	.00	.00	.00	.30	.00	.00	.00
32	2.10	(72, 8)	.00	2.10	.00	.00	.50	.30	.30	.10	.10	.30	.10	.00
			Links	10+	.00	.00	.10	.00	.00	.00	.30	.00	.00	.00
33	2.00	(72, 8)	.00	2.00	.00	.00	.20	.30	.30	.10	.10	.40	.10	.00
			Links	10+	.00	.00	.10	.00	.00	.00	.40	.00	.00	.00
34	2.00	(72, 8)	.00	2.00	.00	.00	.00	.40	.40	.10	.10	.40	.00	.00
			Links	10+	.00	.00	.10	.00	.00	.00	.50	.00	.00	.00
35	2.10	(84, 7)	.00	2.10	.00	.00	.00	.40	.40	.10	.10	.40	.00	.00
			Links	10+	.00	.00	.10	.00	.00	.00	.60	.00	.00	.00
36	2.40	(84, 7)	.00	2.40	.00	.00	.00	.30	.50	.10	.10	.50	.00	.00
			Links	10+	.00	.00	.10	.00	.00	.00	.80	.00	.00	.00
37	2.90	(84, 7)	.00	2.90	.00	.00	.00	.20	.70	.10	.10	.50	.00	.00
			Links	10+	.00	.00	.10	.00	.00	.00	1.20	.00	.00	.00
38	3.10	(84, 7)	.00	3.10	.00	.00	.00	.00	.90	.10	.10	.50	.00	.00
			Links	10+	.00	.00	.00	.00	.00	.00	1.50	.00	.00	.00
39	3.10	(72, 8)	.00	3.10	.00	.00	.00	.00	1.10	.10	.20	.40	.00	.00
			Links	10+	.00	.00	.00	.00	.00	.00	1.30	.00	.00	.00
40	3.10	(313,14)	.00	3.10	.00	.00	.00	.00	.90	.00	.00	.50	.00	.00
			Links	10+	.00	.00	.10	.00	.00	.00	1.60	.00	.00	.00
41	2.90	(30,18)	.00	2.90	.00	.20	.10	.20	.60	.00	.00	.00	.10	.10
			Links	10+	.30	.00	.00	.00	.00	.00	1.30	.00	.00	.00
42	3.20	(276,21)	.00	3.20	.00	.00	.00	.00	.80	.00	.00	.50	.00	.00
			Links	10+	.00	.00	.10	.00	.00	.00	1.80	.00	.00	.00
43	2.90	(288, 7)	.00	2.90	.00	.20	.10	.10	.60	.00	.00	.10	.10	.10
			Links	10+	.30	.00	.00	.00	.00	.00	1.30	.00	.00	.00

JOB: HSS FDR Air Quality Build/105' Jets

RUN: FDR DRIVE BET E 67TH-75TH STS/105' JETS

LINK CONTRIBUTION TABLES

SECOND HIGHEST 1-HOUR AVERAGED LINK CONTRIBUTIONS
IN PARTS PER MILLION (PPM)
INCLUDING AMBIENT BACKGROUND CONCENTRATIONS.

Rcptr No.	Total Conc	Ending Day Hr	Ambient Backgnd	Total Link	Link +1	Link +2	Link +3	Link +4	Link +5	Link +6	Link +7	Link +8	Link +9	Link +10
44	2.70	(288, 7)	.00	2.70	.00	.20	.00	.10	.70	.00	.00	.10	.10	.10
				Links 10+	.30	.00	.00	.00	.00	.00	1.10	.00	.00	.00
45	2.60	(288, 7)	.00	2.60	.00	.20	.00	.10	.80	.00	.00	.20	.10	.10
				Links 10+	.20	.00	.00	.00	.00	.00	.90	.00	.00	.00
46	2.20	(288, 7)	.00	2.20	.00	.20	.00	.10	.80	.00	.00	.20	.10	.00
				Links 10+	.20	.00	.00	.00	.00	.00	.60	.00	.00	.00
47	2.10	(288, 7)	.00	2.10	.00	.20	.00	.10	.80	.00	.00	.20	.10	.00
				Links 10+	.20	.00	.00	.00	.00	.00	.50	.00	.00	.00
48	1.90	(288, 7)	.00	1.90	.00	.10	.00	.00	.80	.00	.00	.30	.10	.00
				Links 10+	.20	.00	.00	.00	.00	.00	.40	.00	.00	.00
49	1.80	(72, 8)	.00	1.80	.00	.00	.00	.00	.90	.30	.40	.20	.00	.00
				Links 10+	.00	.00	.00	.00	.00	.00	.00	.00	.00	.00
50	1.90	(72, 8)	.00	1.90	.00	.00	.00	.00	.90	.40	.40	.20	.00	.00
				Links 10+	.00	.00	.00	.00	.00	.00	.00	.00	.00	.00
51	1.80	(72, 8)	.00	1.80	.00	.00	.00	.00	.80	.40	.50	.10	.00	.00
				Links 10+	.00	.00	.00	.00	.00	.00	.00	.00	.00	.00
52	1.80	(72, 8)	.00	1.80	.00	.00	.00	.00	.70	.50	.50	.10	.00	.00
				Links 10+	.00	.00	.00	.00	.00	.00	.00	.00	.00	.00
53	1.70	(72, 8)	.00	1.70	.00	.00	.00	.00	.60	.60	.50	.00	.00	.00
				Links 10+	.00	.00	.00	.00	.00	.00	.00	.00	.00	.00
54	1.70	(72, 8)	.00	1.70	.00	.00	.00	.00	.40	.80	.50	.00	.00	.00
				Links 10+	.00	.00	.00	.00	.00	.00	.00	.00	.00	.00
55	1.60	(72, 8)	.00	1.60	.00	.00	.00	.00	.20	.90	.50	.00	.00	.00
				Links 10+	.00	.00	.00	.00	.00	.00	.00	.00	.00	.00
56	1.60	(288, 7)	.00	1.60	.00	.10	.00	.00	.90	.00	.00	.40	.00	.00
				Links 10+	.10	.00	.00	.00	.00	.00	.10	.00	.00	.00
57	2.10	(72, 8)	.00	2.10	.20	1.20	.00	.00	.00	.00	.00	.00	.00	.00
				Links 10+	.70	.00	.00	.00	.00	.00	.00	.00	.00	.00
58	2.30	(246, 8)	.00	2.30	.70	.00	.00	.00	.00	.00	.00	.00	.00	.00
				Links 10+	.00	.50	.00	.00	.00	.00	.00	1.10	.00	.00
59	2.30	(246, 8)	.00	2.30	.70	.00	.00	.00	.00	.00	.00	.00	.00	.00
				Links 10+	.00	.50	.00	.00	.00	.00	.00	1.10	.00	.00
60	2.30	(276,21)	.00	2.30	.80	.00	.00	.00	.00	.00	.00	.00	.00	.00
				Links 10+	.00	.50	.00	.00	.00	.00	.00	1.00	.00	.00

JOB: HSS FDR Air Quality Build/105' Jets

RUN: FDR DRIVE BET E 67TH-75TH STS/105' JETS

CALM DURATION FREQUENCY

Hours of Consecutive Calm Winds	Frequency of Occurrence	(Julian day/hour ending) of Significant Occurrences
1	150	(1,24)(2, 2)(2, 6)(9,22)(23, 3)(23, 7)(24,15)(30, 1)(36, 1)(36, 3) (41, 2)(41, 6)(42,12)(48,23)(53, 1)(53, 5)(54, 2)(55,21)(58, 4)(61, 5) (62, 1)(69,11)(75, 1)(83, 9)(83,11)(83,14)(83,21)(84, 4)(84,11)(84,15) (85, 4)(92, 6)(94,10)(98,10)(106, 4)(106,23)(107,15)(107,19)(111, 5)(118,12) (119,24)(120, 4)(121, 2)(124, 1)(126,23)(127, 5)(127,14)(128, 5)(129, 1)(129, 3) (129,10)(131,22)(132, 2)(139,20)(140, 1)(143,24)(144, 5)(146, 4)(154, 4)(156, 1) (156, 7)(156, 9)(168, 6)(170, 1)(178, 6)(178, 9)(181, 1)(181,23)(183, 7)(183,12) (184, 8)(185,19)(186, 1)(186,12)(186,15)(195, 9)(199, 4)(203, 9)(205,17)(206, 2) (211, 2)(211, 4)(211, 6)(211, 9)(215, 7)(217,15)(218,20)(219, 3)(219, 5)(223,22) (235, 1)(235, 8)(237, 2)(237,14)(239, 8)(240, 5)(246, 3)(246, 9)(246,15)(246,24) (247, 5)(248, 5)(248, 8)(248,15)(250,24)(251, 2)(251,11)(253, 9)(253,13)(253,18) (253,20)(262, 6)(263,22)(267, 5)(274, 2)(275, 3)(275, 5)(276,22)(276,24)(277, 2) (277, 5)(278, 6)(280, 4)(286, 2)(286, 6)(287, 5)(288, 5)(288, 8)(289,23)(294,13) (297,14)(298,24)(299, 2)(300, 4)(300, 6)(300,22)(301,20)(308,12)(309, 1)(309, 8) (309,12)(313,12)(313,15)(314, 7)(319, 6)(339,13)(339,16)(344, 3)(346, 9)(357, 6) (
2	38	(3,15)(19,24)(30, 4)(30, 7)(30,12)(39,13)(39,16)(46,24)(67, 7)(87, 4) (92, 1)(103, 2)(105, 5)(127, 3)(129, 8)(132,24)(142,22)(144, 3)(152, 4)(168, 1) (184, 4)(184,12)(191, 4)(201, 8)(201,24)(203, 7)(217,21)(219, 8)(239, 1)(245, 4) (275, 9)(299, 5)(300, 2)(301, 1)(301,24)(314, 5)(346,13)(359, 6)
3	9	(15,13)(68, 6)(84, 2)(86, 3)(122, 5)(128, 9)(153,24)(176, 3)(343, 5)
4	2	(171,21)(228,21)
5	3	(107, 9)(137, 7)(247,12)
7	1	(160, 6)
17	1	(145, 1)

Program terminated normally

JOB: HSS FDR Air Quality Build/105' Jets

RUN: FDR DRIVE BET E 67TH-75TH STS/105' JETS

General Information

Run start date: 1/ 1/ 1 Julian: 1
end date: 12/31/ 1 Julian: 365

A Tier 2 approach was used for input data preparation.

The MODE flag has been set to C for calculating CO averages.

Ambient background concentrations are included in the averages below.

Site & Meteorological Constants

VS = .0 CM/S VD = .0 CM/S Z0 = 175. CM ATIM = 60.

Met. Sfc. Sta. Id & Yr = 72503 2001
Upper Air Sta. Id & Yr = 94703 2001

CAUTION: The input years for the Run and Meteorological data
differ. The respective values are: 1 and 2001.

Urban mixing heights were processed.

In 2001, Julian day 1 is a Monday.

The patterns from the input file
have been assigned as follows:

Pattern # 1 is assigned to Monday.
Pattern # 1 is assigned to Tuesday.
Pattern # 1 is assigned to Wednesday.
Pattern # 1 is assigned to Thursday.
Pattern # 1 is assigned to Friday.
Pattern # 1 is assigned to Saturday.
Pattern # 1 is assigned to Sunday.

Link Data Constants - (Variable data in *.LNK file)

LINK DESCRIPTION	LINK COORDINATES (FT) X1	Y1	X2	Y2	LENGTH (FT)	BRG (DEG)	TYPE	H (FT)	W (FT)	NLANES
1. FDR N/B 67th-68th St	-132.0	-225.0	15.0	-10.0	260.	34.	AG	.0	36.0	
2. FDR N/B 68th-71st St	15.0	-10.0	438.0	608.0	749.	34.	AG	.0	36.0	
3. FDR N/B 71st St-Site	438.0	608.0	472.0	657.0	60.	35.	AG	.0	36.0	
4. FDR N/B Site-itself	472.0	657.0	530.0	743.0	104.	34.	AG	.0	36.0	
5. FDR N/B Site-73rd St	530.0	743.0	773.0	1098.0	430.	34.	AG	.0	36.0	
6. FDR N/B 73rd-75th St	773.0	1098.0	1056.0	1625.0	598.	28.	AG	.0	36.0	

JOB: HSS FDR Air Quality Build/105' Jets

RUN: FDR DRIVE BET E 67TH-75TH STS/105' JETS

Link Data Constants - (Variable data in *.LNK file)

LINK DESCRIPTION	LINK COORDINATES (FT) X1	Y1	X2	Y2	LENGTH (FT)	BRG (DEG)	TYPE	H (FT)	W (FT)	NLANES
7. FDR S/B 75th-73rd St	743.0	1118.0	1026.0	1645.0	598.	28.	AG	.0	36.0	
8. FDR S/B 73rd St-Site	500.0	763.0	743.0	1118.0	430.	34.	AG	.0	36.0	
9. FDR S/B Site-itself	442.0	679.0	500.0	763.0	102.	35.	AG	.0	36.0	
10. FDR S/B Site-71st St	408.0	628.0	442.0	679.0	61.	34.	AG	.0	36.0	
11. FDR S/B 71st-68th St	-15.0	10.0	408.0	628.0	749.	34.	AG	.0	36.0	
12. FDR S/B 68th-67th St	-162.0	-205.0	-15.0	10.0	260.	34.	AG	.0	36.0	
13. FDR Service 73-Site	477.0	779.0	720.0	1134.0	430.	34.	AG	.0	32.0	
14. FDR Service Rd Site	419.0	695.0	477.0	779.0	102.	35.	AG	.0	32.0	
15. FDR Service Site-71	385.0	644.0	419.0	695.0	61.	34.	AG	.0	32.0	
16. FDR Service 68-71 St	-38.0	26.0	385.0	644.0	749.	34.	AG	.0	32.0	
17. FDR N/B 35' Jet 71St	530.0	743.0	589.0	830.0	105.	34.	AG	.0	32.0	
18. FDR S/B 35' Jet 68St	-15.0	10.0	-74.0	-77.0	105.	214.	AG	.0	32.0	

Receptor Data

RECEPTOR	COORDINATES (FT) X	Y	Z
1. RECEPTOR 1	34.0	-23.0	6.0
2. RECEPTOR 2	48.0	-4.0	6.0
3. RECEPTOR 3	62.0	17.0	6.0
4. RECEPTOR 4	75.0	37.0	6.0
5. RECEPTOR 5	89.0	57.0	6.0
6. RECEPTOR 6	103.0	77.0	6.0
7. RECEPTOR 7	117.0	97.0	6.0
8. RECEPTOR 8	130.0	117.0	6.0
9. RECEPTOR 9	144.0	137.0	6.0
10. RECEPTOR 10	158.0	158.0	6.0
11. RECEPTOR 11	172.0	178.0	6.0
12. RECEPTOR 12	186.0	198.0	6.0
13. RECEPTOR 13	199.0	218.0	6.0
14. RECEPTOR 14	213.0	238.0	6.0
15. RECEPTOR 15	227.0	258.0	6.0
16. RECEPTOR 16	241.0	278.0	6.0
17. RECEPTOR 17	255.0	299.0	6.0
18. RECEPTOR 18	268.0	319.0	6.0
19. RECEPTOR 19	282.0	339.0	6.0
20. RECEPTOR 20	296.0	359.0	6.0
21. RECEPTOR 21	310.0	379.0	6.0
22. RECEPTOR 22	323.0	399.0	6.0

JOB: HSS FDR Air Quality Build/105' Jets

RUN: FDR DRIVE BET E 67TH-75TH STS/105' JETS

Receptor Data

RECEPTOR	COORDINATES (FT) X	Y	Z
23. RECEPTOR 23	337.0	419.0	6.0
24. RECEPTOR 24	351.0	440.0	6.0
25. RECEPTOR 25	365.0	460.0	6.0
26. RECEPTOR 26	379.0	480.0	6.0
27. RECEPTOR 27	392.0	500.0	6.0
28. RECEPTOR 28	406.0	520.0	6.0
29. RECEPTOR 29	420.0	540.0	6.0
30. RECEPTOR 30	434.0	561.0	6.0
31. RECEPTOR 31	447.0	581.0	6.0
32. RECEPTOR 32	461.0	601.0	6.0
33. RECEPTOR 33	475.0	621.0	6.0
34. RECEPTOR 34	489.0	641.0	6.0
35. RECEPTOR 35	503.0	661.0	6.0
36. RECEPTOR 36	516.0	681.0	6.0
37. RECEPTOR 37	530.0	702.0	6.0
38. RECEPTOR 38	544.0	722.0	6.0
39. RECEPTOR 39	558.0	742.0	6.0
40. RECEPTOR 40	571.0	762.0	6.0
41. RECEPTOR 41	585.0	782.0	6.0
42. RECEPTOR 42	599.0	802.0	6.0
43. RECEPTOR 43	613.0	822.0	6.0
44. RECEPTOR 44	627.0	843.0	6.0
45. RECEPTOR 45	640.0	863.0	6.0
46. RECEPTOR 46	654.0	883.0	6.0
47. RECEPTOR 47	668.0	903.0	6.0
48. RECEPTOR 48	682.0	923.0	6.0
49. RECEPTOR 49	696.0	943.0	6.0
50. RECEPTOR 50	709.0	964.0	6.0
51. RECEPTOR 51	723.0	984.0	6.0
52. RECEPTOR 52	737.0	1004.0	6.0
53. RECEPTOR 53	751.0	1024.0	6.0
54. RECEPTOR 54	764.0	1044.0	6.0
55. RECEPTOR 55	778.0	1064.0	6.0
56. RECEPTOR 56	792.0	1084.0	6.0
57. RECEPTOR 57	20.0	-44.0	6.0
58. RECEPTOR 58	6.0	-64.0	6.0
59. RECEPTOR 59	-7.0	-84.0	6.0
60. RECEPTOR 60	-21.0	-104.0	6.0

JOB: HSS FDR Air Quality Build/105' Jets

RUN: FDR DRIVE BET E 67TH-75TH STS/105' JETS

Model Results

Remarks : In search of the wind direction corresponding to the maximum concentration, only the first direction, of the directions with the same maximum concentrations, is indicated as the maximum.

* MAXIMUM HOURLY CONCENTRATIONS WITH ANY AMBIENT BACKGROUND CONCENTRATIONS (BKG) ADDED

(PPM)

	REC1	REC2	REC3	REC4	REC5	REC6	REC7	REC8	REC9	REC10
MAX+BKG	2.5	2.5	2.3	2.3	2.2	2.1	2.1	2.1	2.1	2.0
- BKG	.0	.0	.0	.0	.0	.0	.0	.0	.0	.0
MAX	2.5	2.5	2.3	2.3	2.2	2.1	2.1	2.1	2.1	2.0
WIND DIR	262	262	262	239	239	239	239	24	226	24
JULIAN	23	23	23	261	261	261	261	44	319	44
HOUR	17	17	17	20	20	20	20	19	9	19

	REC11	REC12	REC13	REC14	REC15	REC16	REC17	REC18	REC19	REC20
MAX+BKG	2.1	2.1	2.2	2.1	2.1	2.2	2.1	2.1	2.1	2.1
- BKG	.0	.0	.0	.0	.0	.0	.0	.0	.0	.0
MAX	2.1	2.1	2.2	2.1	2.1	2.2	2.1	2.1	2.1	2.1
WIND DIR	24	226	30	30	30	24	24	24	24	226
JULIAN	44	319	347	347	347	44	44	44	44	319
HOUR	19	9	8	8	8	19	19	19	19	9

	REC21	REC22	REC23	REC24	REC25	REC26	REC27	REC28	REC29	REC30
MAX+BKG	2.1	2.2	2.1	2.2	2.1	2.1	2.1	2.2	2.0	2.0
- BKG	.0	.0	.0	.0	.0	.0	.0	.0	.0	.0
MAX	2.1	2.2	2.1	2.2	2.1	2.1	2.1	2.2	2.0	2.0
WIND DIR	24	24	24	226	24	24	24	24	226	226
JULIAN	44	44	44	319	44	44	44	44	319	319
HOUR	19	19	19	9	19	19	19	19	9	9

	REC31	REC32	REC33	REC34	REC35	REC36	REC37	REC38	REC39	REC40
MAX+BKG	2.0	1.9	2.0	2.0	2.2	2.5	2.9	3.2	3.2	3.2
- BKG	.0	.0	.0	.0	.0	.0	.0	.0	.0	.0
MAX	2.0	1.9	2.0	2.0	2.2	2.5	2.9	3.2	3.2	3.2
WIND DIR	239	24	226	24	24	24	24	24	330	311
JULIAN	261	44	319	44	44	44	44	44	338	105
HOUR	20	19	9	19	19	19	19	19	11	10

JOB: HSS FDR Air Quality Build/105' Jets

RUN: FDR DRIVE BET E 67TH-75TH STS/105' JETS

* MAXIMUM HOURLY CONCENTRATIONS WITH ANY AMBIENT BACKGROUND CONCENTRATIONS (BKG) ADDED
(PPM)

	REC41	REC42	REC43	REC44	REC45	REC46	REC47	REC48	REC49	REC50
MAX+BKG	3.2	3.1	3.0	2.6	2.5	2.2	2.2	2.0	1.8	1.9
- BKG	.0	.0	.0	.0	.0	.0	.0	.0	.0	.0
MAX	3.2	3.1	3.0	2.6	2.5	2.2	2.2	2.0	1.8	1.9
WIND DIR	311	262	239	226	226	226	226	226	226	226
JULIAN	105	23	261	319	319	319	319	319	319	319
HOUR	10	17	20	9	9	9	9	9	9	9

	REC51	REC52	REC53	REC54	REC55	REC56	REC57	REC58	REC59	REC60
MAX+BKG	1.7	1.7	1.8	1.8	1.8	1.8	2.3	2.3	2.3	2.3
- BKG	.0	.0	.0	.0	.0	.0	.0	.0	.0	.0
MAX	1.7	1.7	1.8	1.8	1.8	1.8	2.3	2.3	2.3	2.3
WIND DIR	226	226	226	226	226	226	278	320	320	334
JULIAN	319	319	319	319	319	319	228	341	341	33
HOUR	9	9	9	9	9	9	8	8	8	18

THE HIGHEST CONCENTRATION OF 3.20 PPM OCCURRED AT RECEPTOR REC38.

==========
Output Section
==========

NOTES PERTAINING TO THE REPORT

1. THE HIGHEST AVERAGE IN EACH OF THE FIRST TWO COLUMNS OF EACH TABLE BELOW ARE SUFFIXED BY AN ASTERISK (*). FOR PM OUTPUT, THERE IS ONLY ONE COLUMN AND ASTERISK FOR THE ANNUAL AVERAGE/PERIOD OF CONCERN TABLE.

2. THE NUMBERS IN PARENTHESES ARE THE JULIAN DAY AND ENDING HOUR FOR THE PRECEDING AVERAGE.

3. THE NUMBER OF CALM HOURS USED IN PRODUCING EACH AVERAGE ARE PREFIXED BY A C.

PRIMARY AVERAGES.

MAXIMUM 8-HOUR RUNNING NONOVERLAPPING AVERAGE CONCENTRATIONS
IN PARTS PER MILLION (PPM),
INCLUDING AMBIENT BACKGROUND CONCENTRATIONS.

Receptor Number	Highest Conc	Highest Ending Day Hr	Highest Calm	Second highest Conc	Second highest Ending Day Hr	Second highest Calm
1	1.88	(23,20)	C 2	1.59	(338,13)	C 1
2	1.92	(23,20)	C 2	1.47	(338,13)	C 1
3	1.85	(23,20)	C 2	1.37	(274,24)	C 0
4	1.72	(23,20)	C 2	1.32	(274,24)	C 0
5	1.62	(23,20)	C 2	1.26	(338,13)	C 1
6	1.57	(23,20)	C 2	1.24	(338,13)	C 1
7	1.48	(23,20)	C 2	1.24	(338,13)	C 1
8	1.52	(23,20)	C 2	1.23	(338,13)	C 1
9	1.52	(23,20)	C 2	1.23	(338,13)	C 1
10	1.52	(23,20)	C 2	1.23	(338,13)	C 1
11	1.50	(23,20)	C 2	1.23	(338,13)	C 1
12	1.48	(23,20)	C 2	1.23	(338,13)	C 1
13	1.47	(23,20)	C 2	1.24	(338,13)	C 1
14	1.45	(23,20)	C 2	1.23	(338,13)	C 1
15	1.45	(23,20)	C 2	1.23	(338,13)	C 1
16	1.45	(23,20)	C 2	1.21	(338,13)	C 1
17	1.47	(23,20)	C 2	1.21	(338,13)	C 1
18	1.50	(23,20)	C 2	1.24	(338,13)	C 1
19	1.48	(23,20)	C 2	1.21	(338,13)	C 1
20	1.48	(23,20)	C 2	1.21	(338,13)	C 1
21	1.48	(23,20)	C 2	1.21	(338,13)	C 1
22	1.48	(23,20)	C 2	1.21	(338,13)	C 1
23	1.48	(23,20)	C 2	1.21	(338,13)	C 1
24	1.50	(23,20)	C 2	1.21	(338,13)	C 1

JOB: HSS FDR Air Quality Build/105' Jets RUN: FDR DRIVE BET E 67TH-75TH STS/105' JETS

MAXIMUM 8-HOUR RUNNING NONOVERLAPPING AVERAGE CONCENTRATIONS
IN PARTS PER MILLION (PPM),
INCLUDING AMBIENT BACKGROUND CONCENTRATIONS.

Receptor Number	Highest Conc	Highest Ending Day Hr	Highest Calm	Second highest Conc	Second highest Ending Day Hr	Second highest Calm
25	1.48	(23,20)	C 2	1.20	(338,13)	C 1
26	1.48	(23,20)	C 2	1.20	(338,13)	C 1
27	1.50	(23,20)	C 2	1.21	(338,13)	C 1
28	1.48	(23,20)	C 2	1.20	(274,24)	C 0
29	1.45	(23,20)	C 2	1.20	(274,24)	C 0
30	1.48	(23,20)	C 2	1.21	(274,24)	C 0
31	1.45	(23,20)	C 2	1.21	(274,24)	C 0
32	1.43	(23,20)	C 2	1.15	(274,24)	C 0
33	1.30	(23,20)	C 2	1.14	(274,24)	C 0
34	1.25	(23,20)	C 2	1.01	(274,24)	C 0
35	1.03	(23,20)	C 2	1.01	(258,23)	C 0
36	1.05	(258,23)	C 0	1.00	(90,22)	C 0
37	1.18	(90,22)	C 0	1.14	(235,24)	C 0
38	1.44	(235,24)	C 0	1.40	(44,20)	C 0
39	1.91	(338,13)	C 1	1.66	(331,13)	C 0
40	2.20	(23,20)	C 2	2.19	(338,13)	C 1
41	2.48	(23,20)	C 2	2.21*	(338,13)	C 1
42	2.57*	(23,20)	C 2	2.11	(338,13)	C 1
43	2.27	(23,20)	C 2	1.84	(274,24)	C 0
44	1.62	(23,20)	C 2	1.39	(274,24)	C 0
45	1.37	(23,20)	C 2	1.21	(7,23)	C 0
46	1.25	(23,20)	C 2	1.06	(7,23)	C 0
47	1.23	(23,20)	C 2	1.05	(274,24)	C 0
48	1.20	(23,20)	C 2	1.02	(274,24)	C 0
49	1.22	(23,20)	C 2	1.02	(274,24)	C 0
50	1.25	(23,20)	C 2	1.04	(274,24)	C 0
51	1.22	(23,20)	C 2	1.01	(274,24)	C 0
52	1.22	(23,20)	C 2	1.01	(338,13)	C 1
53	1.20	(23,20)	C 2	.99	(274,24)	C 0
54	1.25	(23,20)	C 2	1.01	(274,24)	C 0
55	1.22	(23,20)	C 2	1.01	(274,24)	C 0
56	1.17	(23,20)	C 2	.99	(338,13)	C 1
57	1.73	(23,20)	C 2	1.71	(338,13)	C 1
58	1.73	(338,13)	C 1	1.60	(23,20)	C 2
59	1.61	(338,13)	C 1	1.33	(23,20)	C 2
60	1.40	(338,13)	C 1	1.27	(331,13)	C 0

FIVE HIGHEST 1-HOUR END-TO-END AVERAGE CONCENTRATIONS IN PARTS PER MILLION
INCLUDING AMBIENT BACKGROUND CONCENTRATIONS.

Rcptr No.	Highest Conc	Highest Ending Day Hr	Highest Calm	Second Highest Conc	Second Highest Ending Day Hr	Second Highest Calm	Third Highest Conc	Third Highest Ending Day Hr	Third Highest Calm	Fourth Highest Conc	Fourth Highest Ending Day Hr	Fourth Highest Calm	Fifth Highest Conc	Fifth Highest Ending Day Hr	Fifth Highest Calm
1	2.50	(23,17)	C 0	2.30	(228, 8)	C 0	2.30	(221, 7)	C 0	2.20	(302, 7)	C 0	2.20	(338, 7)	C 0

JOB: HSS FDR Air Quality Build/105' Jets

RUN: FDR DRIVE BET E 67TH-75TH STS/105' JETS

FIVE HIGHEST 1-HOUR END-TO-END AVERAGE CONCENTRATIONS IN PARTS PER MILLION
INCLUDING AMBIENT BACKGROUND CONCENTRATIONS.

Rcptr	Highest			Second Highest			Third Highest			Fourth Highest			Fifth Highest		
No.	Conc	Ending Day Hr	Calm	Conc	Ending Day Hr	Calm	Conc	Ending Day Hr	Calm	Conc	Ending Day Hr	Calm	Conc	Ending Day Hr	Calm
2	2.50	(23,17)	C 0	2.30	(338, 7)	C 0	2.20	(23,16)	C 0	2.20	(221, 7)	C 0	2.10	(274,19)	C 0
3	2.30	(23,17)	C 0	2.20	(261,20)	C 0	2.10	(23,16)	C 0	2.10	(221, 7)	C 0	2.10	(225, 8)	C 0
4	2.30	(261,20)	C 0	2.00	(23,16)	C 0	2.00	(44,19)	C 0	2.00	(96,21)	C 0	2.00	(293,21)	C 0
5	2.20	(261,20)	C 0	2.10	(96,21)	C 0	2.10	(293,21)	C 0	2.10	(347, 8)	C 0	2.00	(293,22)	C 0
6	2.10	(261,20)	C 0	2.10	(347, 8)	C 0	2.00	(96,21)	C 0	2.00	(293,21)	C 0	2.00	(319, 9)	C 0
7	2.10	(261,20)	C 0	2.10	(347, 8)	C 0	2.00	(44,19)	C 0	2.00	(319, 9)	C 0	1.90	(96,21)	C 0
8	2.10	(44,19)	C 0	2.10	(347, 8)	C 0	2.00	(319, 9)	C 0	2.00	(261,20)	C 0	1.90	(44,20)	C 0
9	2.10	(319, 9)	C 0	2.10	(44,19)	C 0	2.10	(347, 8)	C 0	1.90	(96,21)	C 0	1.90	(258,22)	C 0
10	2.00	(44,19)	C 0	2.00	(44,20)	C 0	2.00	(261,20)	C 0	2.00	(347, 8)	C 0	1.90	(293,21)	C 0
11	2.10	(44,19)	C 0	2.10	(347, 8)	C 0	2.00	(319, 9)	C 0	1.90	(115,20)	C 0	1.90	(261,20)	C 0
12	2.10	(319, 9)	C 0	2.00	(44,19)	C 0	2.00	(347, 8)	C 0	1.90	(261,20)	C 0	1.90	(44,20)	C 0
13	2.20	(347, 8)	C 0	2.10	(44,19)	C 0	2.00	(319, 9)	C 0	1.90	(115,20)	C 0	1.90	(261,20)	C 0
14	2.10	(347, 8)	C 0	2.10	(44,19)	C 0	2.00	(319, 9)	C 0	1.90	(44,20)	C 0	1.80	(115,20)	C 0
15	2.10	(347, 8)	C 0	2.10	(44,19)	C 0	2.00	(44,20)	C 0	1.90	(261,20)	C 0	1.90	(319, 9)	C 0
16	2.20	(44,19)	C 0	2.10	(347, 8)	C 0	2.00	(44,20)	C 0	2.00	(319, 9)	C 0	1.90	(115,20)	C 0
17	2.10	(44,19)	C 0	2.10	(319, 9)	C 0	2.00	(44,20)	C 0	2.00	(347, 8)	C 0	1.90	(115,20)	C 0
18	2.10	(44,19)	C 0	2.10	(319, 9)	C 0	2.00	(44,20)	C 0	2.00	(347, 8)	C 0	1.90	(115,20)	C 0
19	2.10	(44,19)	C 0	2.10	(319, 9)	C 0	1.90	(44,20)	C 0	1.90	(347, 8)	C 0	1.90	(264,10)	C 0
20	2.10	(319, 9)	C 0	2.00	(44,19)	C 0	1.90	(44,20)	C 0	1.90	(347, 8)	C 0	1.90	(261,20)	C 0
21	2.10	(44,19)	C 0	2.00	(319, 9)	C 0	1.90	(44,20)	C 0	1.90	(261,20)	C 0	1.80	(347, 8)	C 0
22	2.20	(44,19)	C 0	2.00	(44,20)	C 0	2.00	(319, 9)	C 0	1.90	(347, 8)	C 0	1.90	(261,20)	C 0
23	2.10	(44,19)	C 0	2.10	(319, 9)	C 0	1.90	(44,20)	C 0	1.90	(347, 8)	C 0	1.90	(261,20)	C 0
24	2.20	(319, 9)	C 0	2.10	(44,19)	C 0	2.10	(347, 8)	C 0	1.90	(44,20)	C 0	1.90	(261,20)	C 0
25	2.10	(44,19)	C 0	2.10	(347, 8)	C 0	2.10	(319, 9)	C 0	2.00	(44,20)	C 0	1.90	(261,20)	C 0
26	2.10	(44,19)	C 0	2.10	(347, 8)	C 0	2.00	(44,20)	C 0	2.00	(319, 9)	C 0	1.90	(261,20)	C 0
27	2.10	(44,19)	C 0	2.10	(347, 8)	C 0	2.10	(319, 9)	C 0	2.00	(44,20)	C 0	1.90	(115,20)	C 0
28	2.20	(44,19)	C 0	2.00	(44,20)	C 0	2.00	(319, 9)	C 0	1.90	(115,20)	C 0	1.90	(347, 8)	C 0
29	2.00	(319, 9)	C 0	1.90	(44,19)	C 0	1.90	(261,20)	C 0	1.80	(44,20)	C 0	1.80	(293,21)	C 0
30	2.00	(319, 9)	C 0	1.90	(261,20)	C 0	1.80	(44,19)	C 0	1.80	(347, 8)	C 0	1.80	(264,10)	C 0
31	2.00	(261,20)	C 0	2.00	(319, 9)	C 0	1.90	(44,19)	C 0	1.90	(347, 8)	C 0	1.80	(44,20)	C 0
32	1.90	(44,19)	C 0	1.90	(261,20)	C 0	1.90	(319, 9)	C 0	1.80	(44,20)	C 0	1.80	(347, 8)	C 0
33	2.00	(319, 9)	C 0	1.90	(261,20)	C 0	1.90	(44,19)	C 0	1.80	(347, 8)	C 0	1.70	(264,10)	C 0
34	2.00	(44,19)	C 0	1.80	(319, 9)	C 0	1.80	(44,20)	C 0	1.70	(90,18)	C 0	1.70	(96,21)	C 0
35	2.20	(44,19)	C 0	1.90	(44,20)	C 0	1.90	(115,20)	C 0	1.90	(347, 8)	C 0	1.80	(319, 9)	C 0
36	2.50	(44,19)	C 0	2.20	(347, 8)	C 0	2.10	(90,18)	C 0	2.10	(44,20)	C 0	2.00	(115,20)	C 0
37	2.90	(44,19)	C 0	2.50	(90,18)	C 0	2.50	(347, 8)	C 0	2.40	(44,20)	C 0	2.20	(115,20)	C 0
38	3.20*	(44,19)	C 0	2.80	(90,18)	C 0	2.60	(44,20)	C 0	2.60	(313,24)	C 0	2.60	(347, 8)	C 0
39	3.20	(338,11)	C 0	2.90	(24,16)	C 0	2.90	(33,18)	C 0	2.90	(44,19)	C 0	2.90	(343,19)	C 0
40	3.20	(105,10)	C 0	3.20*	(338,11)	C 0	3.00	(343,19)	C 0	2.90	(24,16)	C 0	2.90	(341, 8)	C 0
41	3.20	(105,10)	C 0	3.10	(338,11)	C 0	3.00	(23,17)	C 0	2.90	(23,14)	C 0	2.80	(33,18)	C 0
42	3.10	(23,17)	C 0	2.90	(23,16)	C 0	2.90	(261,20)	C 0	2.80	(228, 8)	C 0	2.80	(274,19)	C 0

JOB: HSS FDR Air Quality Build/105' Jets

RUN: FDR DRIVE BET E 67TH-75TH STS/105' JETS

FIVE HIGHEST 1-HOUR END-TO-END AVERAGE CONCENTRATIONS IN PARTS PER MILLION
INCLUDING AMBIENT BACKGROUND CONCENTRATIONS.

Rcptr	Highest			Second Highest			Third Highest			Fourth Highest			Fifth Highest		
No.	Conc	Ending Day Hr	Calm	Conc	Ending Day Hr	Calm	Conc	Ending Day Hr	Calm	Conc	Ending Day Hr	Calm	Conc	Ending Day Hr	Calm
43	3.00	(261,20)	C 0	3.00	(319, 9)	C 0	2.80	(23,17)	C 0	2.70	(293,21)	C 0	2.70	(293,22)	C 0
44	2.60	(319, 9)	C 0	2.50	(264,10)	C 0	2.40	(261,20)	C 0	2.40	(293,21)	C 0	2.20	(96,21)	C 0
45	2.50	(319, 9)	C 0	2.20	(264,10)	C 0	2.10	(261,20)	C 0	2.00	(259,23)	C 0	2.00	(293,21)	C 0
46	2.20	(319, 9)	C 0	2.10	(264,10)	C 0	1.70	(7,20)	C 0	1.70	(22,23)	C 0	1.70	(44,19)	C 0
47	2.20	(319, 9)	C 0	1.90	(264,10)	C 0	1.70	(44,19)	C 0	1.70	(261,20)	C 0	1.60	(44,20)	C 0
48	2.00	(319, 9)	C 0	1.70	(44,19)	C 0	1.70	(264,10)	C 0	1.60	(44,20)	C 0	1.50	(293,21)	C 0
49	1.80	(319, 9)	C 0	1.70	(44,19)	C 0	1.60	(264,10)	C 0	1.50	(293,21)	C 0	1.50	(90,18)	C 0
50	1.90	(319, 9)	C 0	1.70	(44,19)	C 0	1.70	(264,10)	C 0	1.50	(44,20)	C 0	1.50	(347, 8)	C 0
51	1.70	(319, 9)	C 0	1.60	(264,10)	C 0	1.60	(44,19)	C 0	1.60	(44,20)	C 0	1.50	(259,23)	C 0
52	1.70	(319, 9)	C 0	1.60	(264,10)	C 0	1.60	(44,19)	C 0	1.50	(44,20)	C 0	1.50	(90,18)	C 0
53	1.80	(319, 9)	C 0	1.60	(44,19)	C 0	1.50	(264,10)	C 0	1.50	(44,20)	C 0	1.50	(90,18)	C 0
54	1.80	(319, 9)	C 0	1.60	(44,19)	C 0	1.50	(90,18)	C 0	1.50	(261,20)	C 0	1.50	(313,24)	C 0
55	1.80	(319, 9)	C 0	1.50	(264,10)	C 0	1.50	(44,19)	C 0	1.50	(90,18)	C 0	1.50	(261,20)	C 0
56	1.80	(319, 9)	C 0	1.50	(264,10)	C 0	1.50	(261,20)	C 0	1.40	(259,23)	C 0	1.40	(23,17)	C 0
57	2.30	(228, 8)	C 0	2.30	(357, 8)	C 0	2.20	(274,19)	C 0	2.20	(348, 8)	C 0	2.20	(23,17)	C 0
58	2.30	(341, 8)	C 0	2.30	(348, 8)	C 0	2.30	(357, 8)	C 0	2.30	(338,11)	C 0	2.20	(228, 8)	C 0
59	2.30	(341, 8)	C 0	2.30	(348, 8)	C 0	2.30	(338,11)	C 0	2.20	(33,18)	C 0	2.20	(105,10)	C 0
60	2.30	(33,18)	C 0	2.30	(338,11)	C 0	2.20	(24,16)	C 0	2.20	(341, 8)	C 0	2.20	(343,19)	C 0

MAXIMUM 8-HOUR AVERAGED LINK CONTRIBUTIONS
IN PARTS PER MILLION (PPM)
INCLUDING AMBIENT BACKGROUND CONCENTRATIONS.

Rcptr No.	Total Conc	Ending Day Hr	Ambient Backgnd	Total Link	Link +1	Link +2	Link +3	Link +4	Link +5	Link +6	Link +7	Link +8	Link +9	Link +10
1	1.88	(23,20)	.00	1.88	.65	.10	.00	.00	.00	.00	.00	.00	.00	.00
			Links	10+	.05	.38	.00	.00	.00	.00	.00	.70	.00	.00
2	1.92	(23,20)	.00	1.92	.37	.47	.00	.00	.00	.00	.00	.00	.00	.00
			Links	10+	.10	.35	.00	.00	.00	.00	.00	.63	.00	.00
3	1.85	(23,20)	.00	1.85	.17	.73	.00	.00	.00	.00	.00	.00	.00	.00
			Links	10+	.22	.27	.00	.00	.00	.00	.00	.47	.00	.00
4	1.72	(23,20)	.00	1.72	.10	.82	.00	.00	.00	.00	.00	.00	.00	.00
			Links	10+	.28	.18	.00	.00	.00	.00	.00	.33	.00	.00
5	1.62	(23,20)	.00	1.62	.05	.85	.00	.00	.00	.00	.00	.00	.00	.00
			Links	10+	.38	.12	.00	.00	.00	.00	.00	.22	.00	.00
6	1.57	(23,20)	.00	1.57	.05	.87	.00	.00	.00	.00	.00	.00	.00	.00
			Links	10+	.42	.08	.00	.00	.00	.00	.00	.15	.00	.00
7	1.48	(23,20)	.00	1.48	.03	.88	.00	.00	.00	.00	.00	.00	.00	.00
			Links	10+	.43	.05	.00	.00	.00	.00	.00	.08	.00	.00

JOB: HSS FDR Air Quality Build/105' Jets

RUN: FDR DRIVE BET E 67TH-75TH STS/105' JETS

LINK CONTRIBUTION TABLES

MAXIMUM 8-HOUR AVERAGED LINK CONTRIBUTIONS
IN PARTS PER MILLION (PPM)
INCLUDING AMBIENT BACKGROUND CONCENTRATIONS.

Rcptr No.	Total Conc	Ending Day Hr	Ambient Backgnd	Total Link	Link +1	Link +2	Link +3	Link +4	Link +5	Link +6	Link +7	Link +8	Link +9	Link +10
8	1.52	(23,20)	.00	1.52	.02	.92	.00	.00	.00	.00	.00	.00	.00	.00
			Links 10+		.47	.05	.00	.00	.00	.02	.00	.05	.00	.00
9	1.52	(23,20)	.00	1.52	.00	.92	.00	.00	.00	.00	.00	.00	.00	.00
			Links 10+		.48	.05	.00	.00	.00	.02	.00	.05	.00	.00
10	1.52	(23,20)	.00	1.52	.00	.93	.00	.00	.00	.00	.00	.00	.00	.00
			Links 10+		.48	.03	.00	.00	.00	.02	.00	.05	.00	.00
11	1.50	(23,20)	.00	1.50	.00	.93	.00	.00	.00	.00	.00	.00	.00	.00
			Links 10+		.50	.00	.00	.00	.00	.02	.00	.05	.00	.00
12	1.48	(23,20)	.00	1.48	.00	.93	.00	.00	.00	.00	.00	.00	.00	.00
			Links 10+		.50	.00	.00	.00	.00	.02	.00	.03	.00	.00
13	1.47	(23,20)	.00	1.47	.00	.95	.00	.00	.00	.00	.00	.00	.00	.00
			Links 10+		.50	.00	.00	.00	.00	.02	.00	.00	.00	.00
14	1.45	(23,20)	.00	1.45	.00	.93	.00	.00	.00	.00	.00	.00	.00	.00
			Links 10+		.50	.00	.00	.00	.00	.02	.00	.00	.00	.00
15	1.45	(23,20)	.00	1.45	.00	.93	.00	.00	.00	.00	.00	.00	.00	.00
			Links 10+		.50	.00	.00	.00	.00	.02	.00	.00	.00	.00
16	1.45	(23,20)	.00	1.45	.00	.93	.00	.00	.00	.00	.00	.00	.00	.00
			Links 10+		.50	.00	.00	.00	.00	.02	.00	.00	.00	.00
17	1.47	(23,20)	.00	1.47	.00	.93	.00	.00	.00	.00	.00	.00	.00	.00
			Links 10+		.52	.00	.00	.00	.00	.02	.00	.00	.00	.00
18	1.50	(23,20)	.00	1.50	.00	.95	.00	.00	.00	.00	.00	.00	.00	.00
			Links 10+		.53	.00	.00	.00	.00	.02	.00	.00	.00	.00
19	1.48	(23,20)	.00	1.48	.00	.93	.00	.00	.00	.00	.00	.00	.00	.00
			Links 10+		.53	.00	.00	.00	.00	.02	.00	.00	.00	.00
20	1.48	(23,20)	.00	1.48	.00	.93	.00	.00	.00	.00	.00	.00	.00	.00
			Links 10+		.53	.00	.00	.00	.00	.02	.00	.00	.00	.00
21	1.48	(23,20)	.00	1.48	.00	.93	.00	.00	.00	.00	.00	.00	.00	.00
			Links 10+		.53	.00	.00	.00	.00	.02	.00	.00	.00	.00
22	1.48	(23,20)	.00	1.48	.00	.93	.00	.00	.00	.00	.00	.00	.00	.00
			Links 10+		.53	.00	.00	.00	.00	.02	.00	.00	.00	.00
23	1.48	(23,20)	.00	1.48	.00	.93	.00	.00	.00	.00	.00	.00	.00	.00
			Links 10+		.53	.00	.00	.00	.00	.02	.00	.00	.00	.00
24	1.50	(23,20)	.00	1.50	.00	.95	.00	.00	.00	.00	.00	.00	.00	.00
			Links 10+		.53	.00	.00	.00	.00	.02	.00	.00	.00	.00
25	1.48	(23,20)	.00	1.48	.00	.93	.00	.00	.00	.00	.00	.00	.00	.00
			Links 10+		.53	.00	.00	.00	.00	.02	.00	.00	.00	.00
26	1.48	(23,20)	.00	1.48	.00	.93	.00	.00	.00	.00	.00	.00	.00	.00
			Links 10+		.53	.00	.00	.00	.00	.02	.00	.00	.00	.00

JOB: HSS FDR Air Quality Build/105' Jets

RUN: FDR DRIVE BET E 67TH-75TH STS/105' JETS

LINK CONTRIBUTION TABLES

MAXIMUM 8-HOUR AVERAGED LINK CONTRIBUTIONS
IN PARTS PER MILLION (PPM)
INCLUDING AMBIENT BACKGROUND CONCENTRATIONS.

Rcptr No.	Total Conc	Ending Day Hr	Ambient Backgnd	Total Link	Link +1	Link +2	Link +3	Link +4	Link +5	Link +6	Link +7	Link +8	Link +9	Link +10
27	1.50	(23,20)	.00	1.50	.00	.95	.00	.00	.00	.00	.00	.00	.00	.00
				Links 10+	.53	.00	.00	.00	.00	.02	.00	.00	.00	.00
28	1.48	(23,20)	.00	1.48	.00	.95	.00	.00	.00	.00	.00	.00	.00	.00
				Links 10+	.53	.00	.00	.00	.00	.00	.00	.00	.00	.00
29	1.45	(23,20)	.00	1.45	.00	.93	.00	.00	.00	.00	.00	.00	.00	.00
				Links 10+	.52	.00	.00	.00	.00	.00	.00	.00	.00	.00
30	1.48	(23,20)	.00	1.48	.00	.95	.00	.00	.00	.00	.00	.00	.00	.02
				Links 10+	.52	.00	.00	.00	.00	.00	.00	.00	.00	.00
31	1.45	(23,20)	.00	1.45	.00	.92	.02	.00	.00	.00	.00	.00	.00	.02
				Links 10+	.50	.00	.00	.00	.00	.00	.00	.00	.00	.00
32	1.43	(23,20)	.00	1.43	.00	.75	.18	.00	.00	.00	.00	.00	.00	.03
				Links 10+	.47	.00	.00	.00	.00	.00	.00	.00	.00	.00
33	1.30	(23,20)	.00	1.30	.00	.35	.45	.00	.00	.00	.00	.00	.02	.07
				Links 10+	.42	.00	.00	.00	.00	.00	.00	.00	.00	.00
34	1.25	(23,20)	.00	1.25	.00	.18	.57	.03	.00	.00	.00	.00	.02	.17
				Links 10+	.28	.00	.00	.00	.00	.00	.00	.00	.00	.00
35	1.03	(23,20)	.00	1.03	.00	.12	.32	.22	.00	.00	.00	.00	.03	.17
				Links 10+	.18	.00	.00	.00	.00	.00	.00	.00	.00	.00
36	1.05	(258,23)	.00	1.05	.00	.11	.10	.18	.15	.03	.03	.10	.00	.04
				Links 10+	.11	.00	.00	.00	.00	.00	.21	.00	.00	.00
37	1.18	(90,22)	.00	1.17	.00	.00	.00	.08	.33	.04	.04	.19	.00	.00
				Links 10+	.00	.00	.01	.00	.00	.00	.50	.00	.00	.00
38	1.44	(235,24)	.00	1.44	.00	.00	.00	.03	.41	.04	.03	.21	.01	.00
				Links 10+	.00	.00	.01	.00	.00	.00	.70	.00	.00	.00
39	1.91	(338,13)	.00	1.91	.00	.00	.00	.09	.46	.00	.00	.21	.07	.00
				Links 10+	.00	.00	.01	.00	.00	.00	1.07	.00	.00	.00
40	2.20	(23,20)	.00	2.20	.00	.03	.00	.12	.53	.00	.00	.12	.15	.02
				Links 10+	.05	.00	.00	.00	.00	.00	1.18	.00	.00	.00
41	2.48	(23,20)	.00	2.48	.00	.02	.00	.05	.63	.00	.00	.22	.08	.00
				Links 10+	.05	.00	.00	.00	.00	.00	1.43	.00	.00	.00
42	2.57	(23,20)	.00	2.57	.00	.02	.00	.05	.63	.00	.00	.28	.08	.00
				Links 10+	.05	.00	.02	.00	.00	.00	1.43	.00	.00	.00
43	2.27	(23,20)	.00	2.27	.00	.02	.00	.00	.68	.00	.00	.30	.03	.00
				Links 10+	.02	.00	.03	.00	.00	.00	1.18	.00	.00	.00
44	1.62	(23,20)	.00	1.62	.00	.00	.00	.00	.70	.00	.00	.32	.02	.00
				Links 10+	.02	.00	.03	.00	.00	.00	.53	.00	.00	.00
45	1.37	(23,20)	.00	1.37	.00	.00	.00	.00	.70	.00	.00	.35	.00	.00
				Links 10+	.02	.00	.05	.00	.00	.00	.25	.00	.00	.00

JOB: HSS FDR Air Quality Build/105' Jets

RUN: FDR DRIVE BET E 67TH-75TH STS/105' JETS

LINK CONTRIBUTION TABLES

MAXIMUM 8-HOUR AVERAGED LINK CONTRIBUTIONS
IN PARTS PER MILLION (PPM)
INCLUDING AMBIENT BACKGROUND CONCENTRATIONS.

Rcptr No.	Total Conc	Ending Day Hr	Ambient Backgnd	Total Link	Link +1	Link +2	Link +3	Link +4	Link +5	Link +6	Link +7	Link +8	Link +9	Link +10
46	1.25	(23,20)	.00	1.25	.00	.00	.00	.00	.70	.00	.00	.37	.00	.00
				Links 10+	.02	.00	.05	.00	.00	.00	.12	.00	.00	.00
47	1.23	(23,20)	.00	1.23	.00	.00	.00	.00	.70	.00	.00	.37	.00	.00
				Links 10+	.00	.00	.07	.00	.00	.00	.10	.00	.00	.00
48	1.20	(23,20)	.00	1.20	.00	.00	.00	.00	.70	.00	.00	.37	.00	.00
				Links 10+	.00	.00	.08	.00	.00	.00	.05	.00	.00	.00
49	1.22	(23,20)	.00	1.22	.00	.00	.00	.00	.70	.00	.00	.38	.00	.00
				Links 10+	.00	.00	.08	.00	.00	.00	.05	.00	.00	.00
50	1.25	(23,20)	.00	1.25	.00	.00	.00	.00	.73	.00	.00	.40	.00	.00
				Links 10+	.00	.00	.08	.00	.00	.00	.03	.00	.00	.00
51	1.22	(23,20)	.00	1.22	.00	.00	.00	.00	.72	.00	.00	.40	.00	.00
				Links 10+	.00	.00	.08	.00	.00	.00	.02	.00	.00	.00
52	1.22	(23,20)	.00	1.22	.00	.00	.00	.00	.72	.00	.00	.40	.00	.00
				Links 10+	.00	.00	.08	.00	.00	.00	.02	.00	.00	.00
53	1.20	(23,20)	.00	1.20	.00	.00	.00	.00	.72	.00	.00	.40	.00	.00
				Links 10+	.00	.00	.08	.00	.00	.00	.00	.00	.00	.00
54	1.25	(23,20)	.00	1.25	.00	.00	.00	.00	.75	.00	.02	.40	.00	.00
				Links 10+	.00	.00	.08	.00	.00	.00	.00	.00	.00	.00
55	1.22	(23,20)	.00	1.22	.00	.00	.00	.00	.73	.02	.02	.38	.00	.00
				Links 10+	.00	.00	.07	.00	.00	.00	.00	.00	.00	.00
56	1.17	(23,20)	.00	1.17	.00	.00	.00	.00	.65	.05	.03	.37	.00	.00
				Links 10+	.00	.00	.07	.00	.00	.00	.00	.00	.00	.00
57	1.73	(23,20)	.00	1.73	.72	.02	.00	.00	.00	.00	.00	.00	.00	.00
				Links 10+	.02	.40	.00	.00	.00	.00	.00	.58	.00	.00
58	1.73	(338,13)	.00	1.73	.53	.04	.00	.00	.00	.00	.00	.00	.00	.00
				Links 10+	.06	.39	.00	.00	.00	.00	.00	.71	.00	.00
59	1.61	(338,13)	.00	1.61	.53	.01	.00	.00	.00	.00	.00	.00	.00	.00
				Links 10+	.04	.41	.00	.00	.00	.00	.00	.61	.00	.00
60	1.40	(338,13)	.00	1.40	.54	.01	.00	.00	.00	.00	.00	.00	.00	.00
				Links 10+	.03	.41	.00	.00	.00	.00	.00	.40	.00	.00

JOB: HSS FDR Air Quality Build/105' Jets

RUN: FDR DRIVE BET E 67TH-75TH STS/105' JETS

LINK CONTRIBUTION TABLES

SECOND HIGHEST 8-HOUR AVERAGED LINK CONTRIBUTIONS
IN PARTS PER MILLION (PPM)
INCLUDING AMBIENT BACKGROUND CONCENTRATIONS.

Rcptr No.	Total Conc	Ending Day Hr	Ambient Backgnd	Total Link	Link #1	Link #2	Link #3	Link #4	Link #5	Link #6	Link #7	Link #8	Link #9	Link #10
1	1.59	(338,13)	.00	1.59	.33	.30	.00	.00	.00	.00	.00	.00	.00	.00
			Links	10+	.20	.26	.00	.00	.00	.00	.00	.50	.00	.00
2	1.47	(338,13)	.00	1.47	.07	.66	.00	.00	.00	.00	.00	.00	.00	.00
			Links	10+	.33	.14	.00	.00	.00	.01	.00	.26	.00	.00
3	1.37	(274,24)	.00	1.38	.18	.56	.00	.00	.00	.00	.00	.00	.00	.00
			Links	10+	.15	.19	.00	.00	.00	.00	.00	.30	.00	.00
4	1.32	(274,24)	.00	1.33	.11	.64	.00	.00	.00	.00	.00	.00	.00	.00
			Links	10+	.23	.13	.00	.00	.00	.00	.00	.22	.00	.00
5	1.26	(338,13)	.00	1.26	.00	.73	.00	.00	.00	.00	.00	.00	.00	.00
			Links	10+	.47	.01	.00	.00	.00	.01	.00	.03	.00	.00
6	1.24	(338,13)	.00	1.24	.00	.73	.00	.00	.00	.00	.00	.00	.00	.00
			Links	10+	.49	.00	.00	.00	.00	.01	.00	.01	.00	.00
7	1.24	(338,13)	.00	1.24	.00	.73	.00	.00	.00	.00	.00	.00	.00	.00
			Links	10+	.49	.00	.00	.00	.00	.01	.00	.01	.00	.00
8	1.23	(338,13)	.00	1.23	.00	.73	.00	.00	.00	.00	.00	.00	.00	.00
			Links	10+	.49	.00	.00	.00	.00	.01	.00	.00	.00	.00
9	1.23	(338,13)	.00	1.23	.00	.73	.00	.00	.00	.00	.00	.00	.00	.00
			Links	10+	.49	.00	.00	.00	.00	.01	.00	.00	.00	.00
10	1.23	(338,13)	.00	1.23	.00	.73	.00	.00	.00	.00	.00	.00	.00	.00
			Links	10+	.49	.00	.00	.00	.00	.01	.00	.00	.00	.00
11	1.23	(338,13)	.00	1.23	.00	.73	.00	.00	.00	.00	.00	.00	.00	.00
			Links	10+	.49	.00	.00	.00	.00	.01	.00	.00	.00	.00
12	1.23	(338,13)	.00	1.23	.00	.73	.00	.00	.00	.00	.00	.00	.00	.00
			Links	10+	.49	.00	.00	.00	.00	.01	.00	.00	.00	.00
13	1.24	(338,13)	.00	1.24	.00	.73	.00	.00	.00	.00	.00	.00	.00	.00
			Links	10+	.50	.00	.00	.00	.00	.01	.00	.00	.00	.00
14	1.23	(338,13)	.00	1.23	.00	.73	.00	.00	.00	.00	.00	.00	.00	.00
			Links	10+	.49	.00	.00	.00	.00	.01	.00	.00	.00	.00
15	1.23	(338,13)	.00	1.23	.00	.73	.00	.00	.00	.00	.00	.00	.00	.00
			Links	10+	.49	.00	.00	.00	.00	.01	.00	.00	.00	.00
16	1.21	(338,13)	.00	1.21	.00	.73	.00	.00	.00	.00	.00	.00	.00	.00
			Links	10+	.47	.00	.00	.00	.00	.01	.00	.00	.00	.00
17	1.21	(338,13)	.00	1.21	.00	.73	.00	.00	.00	.00	.00	.00	.00	.00
			Links	10+	.47	.00	.00	.00	.00	.01	.00	.00	.00	.00
18	1.24	(338,13)	.00	1.24	.00	.73	.00	.00	.00	.00	.00	.00	.00	.00
			Links	10+	.50	.00	.00	.00	.00	.01	.00	.00	.00	.00
19	1.21	(338,13)	.00	1.21	.00	.73	.00	.00	.00	.00	.00	.00	.00	.00
			Links	10+	.47	.00	.00	.00	.00	.01	.00	.00	.00	.00

DATE : 7/18/ 8
TIME : 16:20: 7

JOB: HSS FDR Air Quality Build/105' Jets

RUN: FDR DRIVE BET E 67TH-75TH STS/105' JETS

LINK CONTRIBUTION TABLES

SECOND HIGHEST 8-HOUR AVERAGED LINK CONTRIBUTIONS
IN PARTS PER MILLION (PPM)
INCLUDING AMBIENT BACKGROUND CONCENTRATIONS.

Rcptr No.	Total Conc	Ending Day Hr	Ambient Backgnd	Total Link	Link +1	Link +2	Link +3	Link +4	Link +5	Link +6	Link +7	Link +8	Link +9	Link +10
20	1.21	(338,13)	.00	1.21	.00	.73	.00	.00	.00	.00	.00	.00	.00	.00
				Links 10+	.47	.00	.00	.00	.00	.01	.00	.00	.00	.00
21	1.21	(338,13)	.00	1.21	.00	.73	.00	.00	.00	.00	.00	.00	.00	.00
				Links 10+	.47	.00	.00	.00	.00	.01	.00	.00	.00	.00
22	1.21	(338,13)	.00	1.21	.00	.73	.00	.00	.00	.00	.00	.00	.00	.00
				Links 10+	.47	.00	.00	.00	.00	.01	.00	.00	.00	.00
23	1.21	(338,13)	.00	1.21	.00	.73	.00	.00	.00	.00	.00	.00	.00	.00
				Links 10+	.47	.00	.00	.00	.00	.01	.00	.00	.00	.00
24	1.21	(338,13)	.00	1.21	.00	.73	.00	.00	.00	.00	.00	.00	.00	.00
				Links 10+	.47	.00	.00	.00	.00	.01	.00	.00	.00	.00
25	1.20	(338,13)	.00	1.20	.00	.73	.00	.00	.00	.00	.00	.00	.00	.00
				Links 10+	.46	.00	.00	.00	.00	.01	.00	.00	.00	.00
26	1.20	(338,13)	.00	1.20	.00	.73	.00	.00	.00	.00	.00	.00	.00	.00
				Links 10+	.46	.00	.00	.00	.00	.01	.00	.00	.00	.00
27	1.21	(338,13)	.00	1.21	.00	.73	.00	.00	.00	.00	.00	.00	.00	.00
				Links 10+	.47	.00	.00	.00	.00	.01	.00	.00	.00	.00
28	1.20	(274,24)	.00	1.20	.00	.79	.00	.00	.00	.00	.00	.00	.00	.00
				Links 10+	.40	.00	.00	.00	.00	.01	.00	.00	.00	.00
29	1.20	(274,24)	.00	1.20	.00	.79	.00	.00	.00	.00	.00	.00	.00	.00
				Links 10+	.40	.00	.00	.00	.00	.01	.00	.00	.00	.00
30	1.21	(274,24)	.00	1.21	.00	.80	.00	.00	.00	.00	.00	.00	.00	.00
				Links 10+	.40	.00	.00	.00	.00	.01	.00	.00	.00	.00
31	1.21	(274,24)	.00	1.21	.00	.80	.00	.00	.00	.00	.00	.00	.00	.00
				Links 10+	.40	.00	.00	.00	.00	.01	.00	.00	.00	.00
32	1.15	(274,24)	.00	1.15	.00	.65	.10	.00	.00	.00	.00	.00	.00	.03
				Links 10+	.36	.00	.00	.00	.00	.01	.00	.00	.00	.00
33	1.14	(274,24)	.00	1.14	.00	.38	.36	.00	.00	.00	.00	.00	.00	.09
				Links 10+	.30	.00	.00	.00	.00	.01	.00	.00	.00	.00
34	1.01	(274,24)	.00	1.01	.00	.22	.43	.01	.00	.00	.00	.00	.00	.13
				Links 10+	.21	.00	.00	.00	.00	.01	.00	.00	.00	.00
35	1.01	(258,23)	.00	1.01	.00	.14	.15	.14	.11	.01	.03	.09	.00	.03
				Links 10+	.15	.00	.00	.00	.00	.03	.15	.00	.00	.00
36	1.00	(90,22)	.00	1.00	.00	.00	.00	.14	.26	.03	.03	.19	.00	.00
				Links 10+	.00	.00	.01	.00	.00	.00	.35	.00	.00	.00
37	1.14	(235,24)	.00	1.14	.00	.00	.00	.15	.28	.03	.01	.19	.03	.00
				Links 10+	.00	.00	.01	.00	.00	.00	.45	.00	.00	.00
38	1.40	(44,20)	.00	1.40	.00	.00	.00	.06	.39	.03	.04	.20	.00	.00
				Links 10+	.00	.00	.03	.00	.00	.00	.66	.00	.00	.00

JOB: HSS FDR Air Quality Build/105' Jets

RUN: FDR DRIVE BET E 67TH-75TH STS/105' JETS

LINK CONTRIBUTION TABLES

SECOND HIGHEST 8-HOUR AVERAGED LINK CONTRIBUTIONS
IN PARTS PER MILLION (PPM)
INCLUDING AMBIENT BACKGROUND CONCENTRATIONS.

Rcptr No.	Total Conc	Ending Day Hr	Ambient Backgnd	Total Link	Link +1	Link +2	Link +3	Link +4	Link +5	Link +6	Link +7	Link +8	Link +9	Link +10
39	1.66	(331,13)	.00	1.66	.00	.00	.00	.00	.41	.00	.00	.25	.01	.00
			Links	10+	.00	.00	.01	.00	.00	.00	.97	.00	.00	.00
40	2.19	(338,13)	.00	2.19	.00	.00	.00	.01	.54	.00	.00	.31	.03	.00
			Links	10+	.00	.00	.01	.00	.00	.00	1.27	.00	.00	.00
41	2.21	(338,13)	.00	2.21	.00	.00	.00	.00	.56	.00	.00	.34	.01	.00
			Links	10+	.00	.00	.03	.00	.00	.00	1.27	.00	.00	.00
42	2.11	(338,13)	.00	2.11	.00	.00	.00	.00	.56	.00	.00	.36	.01	.00
			Links	10+	.00	.00	.04	.00	.00	.00	1.14	.00	.00	.00
43	1.84	(274,24)	.00	1.84	.00	.04	.00	.04	.54	.00	.00	.21	.04	.00
			Links	10+	.04	.00	.03	.00	.00	.00	.91	.00	.00	.00
44	1.39	(274,24)	.00	1.39	.00	.04	.00	.03	.56	.00	.00	.24	.03	.00
			Links	10+	.04	.00	.03	.00	.00	.00	.44	.00	.00	.00
45	1.21	(7,23)	.00	1.21	.00	.09	.00	.05	.48	.01	.01	.13	.00	.00
			Links	10+	.11	.00	.00	.00	.00	.00	.34	.00	.00	.00
46	1.06	(7,23)	.00	1.06	.00	.08	.00	.01	.50	.01	.03	.13	.00	.00
			Links	10+	.08	.00	.00	.00	.00	.00	.24	.00	.00	.00
47	1.05	(274,24)	.00	1.05	.00	.03	.00	.00	.59	.00	.00	.26	.00	.00
			Links	10+	.03	.00	.04	.00	.00	.00	.11	.00	.00	.00
48	1.02	(274,24)	.00	1.02	.00	.03	.00	.00	.59	.00	.00	.27	.00	.00
			Links	10+	.03	.00	.04	.00	.00	.00	.08	.00	.00	.00
49	1.02	(274,24)	.00	1.02	.00	.03	.00	.00	.59	.00	.00	.27	.00	.00
			Links	10+	.03	.00	.04	.00	.00	.00	.08	.00	.00	.00
50	1.04	(274,24)	.00	1.04	.00	.01	.00	.00	.63	.00	.00	.29	.00	.00
			Links	10+	.03	.00	.04	.00	.00	.00	.05	.00	.00	.00
51	1.01	(274,24)	.00	1.01	.00	.01	.00	.00	.61	.00	.00	.29	.00	.00
			Links	10+	.03	.00	.04	.00	.00	.00	.04	.00	.00	.00
52	1.01	(338,13)	.00	1.01	.00	.00	.00	.00	.54	.01	.03	.37	.00	.00
			Links	10+	.00	.00	.06	.00	.00	.00	.00	.00	.00	.00
53	.99	(274,24)	.00	.99	.00	.01	.00	.00	.60	.00	.00	.29	.00	.00
			Links	10+	.03	.00	.04	.00	.00	.00	.03	.00	.00	.00
54	1.01	(274,24)	.00	1.01	.00	.01	.00	.00	.64	.00	.00	.29	.00	.00
			Links	10+	.01	.00	.04	.00	.00	.00	.03	.00	.00	.00
55	1.01	(274,24)	.00	1.01	.00	.01	.00	.00	.64	.00	.00	.29	.00	.00
			Links	10+	.01	.00	.04	.00	.00	.00	.03	.00	.00	.00
56	.99	(338,13)	.00	.99	.00	.00	.00	.00	.33	.23	.19	.23	.00	.00
			Links	10+	.00	.00	.01	.00	.00	.00	.00	.00	.00	.00
57	1.71	(338,13)	.00	1.71	.50	.09	.00	.00	.00	.00	.00	.00	.00	.00
			Links	10+	.10	.34	.00	.00	.00	.00	.00	.69	.00	.00

JOB: HSS FDR Air Quality Build/105' Jets

RUN: FDR DRIVE BET E 67TH-75TH STS/105' JETS

LINK CONTRIBUTION TABLES

SECOND HIGHEST 8-HOUR AVERAGED LINK CONTRIBUTIONS
IN PARTS PER MILLION (PPM)
INCLUDING AMBIENT BACKGROUND CONCENTRATIONS.

Rcptr No.	Total Conc	Ending Day Hr	Ambient Backgnd	Total Link	Link +1	Link +2	Link +3	Link +4	Link +5	Link +6	Link +7	Link +8	Link +9	Link +10
58	1.60	(23,20)	.00	1.60	.73	.00	.00	.00	.00	.00	.00	.00	.00	.00
			Links 10+		.00	.42	.00	.00	.00	.00	.00	.45	.00	.00
59	1.33	(23,20)	.00	1.33	.70	.00	.00	.00	.00	.00	.00	.00	.00	.00
			Links 10+		.00	.40	.00	.00	.00	.00	.00	.23	.00	.00
60	1.27	(331,13)	.00	1.27	.40	.00	.00	.00	.00	.00	.00	.00	.00	.00
			Links 10+		.00	.29	.00	.00	.00	.00	.00	.59	.00	.00

MAXIMUM 1-HOUR AVERAGED LINK CONTRIBUTIONS
IN PARTS PER MILLION (PPM)
INCLUDING AMBIENT BACKGROUND CONCENTRATIONS.

Rcptr No.	Total Conc	Ending Day Hr	Ambient Backgnd	Total Link	Link +1	Link +2	Link +3	Link +4	Link +5	Link +6	Link +7	Link +8	Link +9	Link +10
1	2.50	(23,17)	.00	2.50	.80	.10	.00	.00	.00	.00	.00	.00	.00	.00
			Links 10+		.00	.50	.00	.00	.00	.00	.00	1.10	.00	.00
2	2.50	(23,17)	.00	2.50	.40	.60	.00	.00	.00	.00	.00	.00	.00	.00
			Links 10+		.10	.40	.00	.00	.00	.00	.00	1.00	.00	.00
3	2.30	(23,17)	.00	2.30	.10	1.00	.00	.00	.00	.00	.00	.00	.00	.00
			Links 10+		.30	.30	.00	.00	.00	.00	.00	.60	.00	.00
4	2.30	(261,20)	.00	2.30	.30	.90	.00	.00	.00	.00	.00	.00	.00	.00
			Links 10+		.10	.40	.00	.00	.00	.00	.00	.60	.00	.00
5	2.20	(261,20)	.00	2.20	.20	1.00	.00	.00	.00	.00	.00	.00	.00	.00
			Links 10+		.20	.30	.00	.00	.00	.00	.00	.50	.00	.00
6	2.10	(261,20)	.00	2.10	.10	1.10	.00	.00	.00	.00	.00	.00	.00	.00
			Links 10+		.30	.20	.00	.00	.00	.00	.00	.40	.00	.00
7	2.10	(261,20)	.00	2.10	.10	1.10	.00	.00	.00	.00	.00	.00	.00	.00
			Links 10+		.40	.20	.00	.00	.00	.00	.00	.30	.00	.00
8	2.10	(44,19)	.00	2.10	.00	1.40	.00	.00	.00	.00	.00	.10	.00	.00
			Links 10+		.60	.00	.00	.00	.00	.00	.00	.00	.00	.00
9	2.10	(319, 9)	.00	2.10	.20	1.10	.00	.00	.00	.00	.00	.00	.00	.00
			Links 10+		.30	.20	.00	.00	.00	.00	.00	.30	.00	.00
10	2.00	(44,19)	.00	2.00	.00	1.40	.00	.00	.00	.00	.00	.10	.00	.00
			Links 10+		.50	.00	.00	.00	.00	.00	.00	.00	.00	.00
11	2.10	(44,19)	.00	2.10	.00	1.40	.00	.00	.10	.00	.00	.10	.00	.00
			Links 10+		.50	.00	.00	.00	.00	.00	.00	.00	.00	.00
12	2.10	(319, 9)	.00	2.10	.10	1.20	.00	.00	.00	.00	.00	.00	.00	.00
			Links 10+		.40	.20	.00	.00	.00	.00	.00	.20	.00	.00

JOB: HSS FDR Air Quality Build/105' Jets

RUN: FDR DRIVE BET E 67TH-75TH STS/105' JETS

LINK CONTRIBUTION TABLES

MAXIMUM 1-HOUR AVERAGED LINK CONTRIBUTIONS
IN PARTS PER MILLION (PPM)
INCLUDING AMBIENT BACKGROUND CONCENTRATIONS.

Rcptr No.	Total Conc	Ending Day Hr	Ambient Backgnd	Total Link	Link +1	Link +2	Link +3	Link +4	Link +5	Link +6	Link +7	Link +8	Link +9	Link +10
13	2.20	(347, 8)	.00	2.20	.00	1.30	.00	.00	.10	.10	.10	.10	.00	.00
				Links 10+	.40	.00	.00	.00	.00	.00	.10	.00	.00	.00
14	2.10	(347, 8)	.00	2.10	.00	1.20	.00	.00	.10	.10	.10	.10	.00	.00
				Links 10+	.40	.00	.00	.00	.00	.00	.10	.00	.00	.00
15	2.10	(347, 8)	.00	2.10	.00	1.20	.00	.00	.10	.10	.10	.10	.00	.00
				Links 10+	.40	.00	.00	.00	.00	.00	.10	.00	.00	.00
16	2.20	(44,19)	.00	2.20	.00	1.30	.00	.00	.10	.00	.10	.10	.00	.00
				Links 10+	.50	.00	.00	.00	.00	.00	.10	.00	.00	.00
17	2.10	(44,19)	.00	2.10	.00	1.30	.00	.00	.10	.00	.10	.10	.00	.00
				Links 10+	.40	.00	.00	.00	.00	.00	.10	.00	.00	.00
18	2.10	(44,19)	.00	2.10	.00	1.30	.00	.00	.10	.00	.10	.10	.00	.00
				Links 10+	.40	.00	.00	.00	.00	.00	.10	.00	.00	.00
19	2.10	(44,19)	.00	2.10	.00	1.30	.00	.00	.10	.00	.10	.10	.00	.00
				Links 10+	.40	.00	.00	.00	.00	.00	.10	.00	.00	.00
20	2.10	(319, 9)	.00	2.10	.10	1.30	.00	.00	.00	.00	.00	.00	.00	.00
				Links 10+	.50	.10	.00	.00	.00	.00	.00	.10	.00	.00
21	2.10	(44,19)	.00	2.10	.00	1.20	.00	.00	.10	.00	.10	.10	.00	.10
				Links 10+	.40	.00	.00	.00	.00	.00	.10	.00	.00	.00
22	2.20	(44,19)	.00	2.20	.00	1.20	.10	.00	.10	.10	.10	.10	.00	.10
				Links 10+	.30	.00	.00	.00	.00	.00	.10	.00	.00	.00
23	2.10	(44,19)	.00	2.10	.00	1.10	.10	.00	.10	.10	.10	.10	.00	.10
				Links 10+	.30	.00	.00	.00	.00	.00	.10	.00	.00	.00
24	2.20	(319, 9)	.00	2.20	.00	1.40	.00	.00	.00	.00	.00	.00	.00	.00
				Links 10+	.60	.10	.00	.00	.00	.00	.00	.10	.00	.00
25	2.10	(44,19)	.00	2.10	.00	1.00	.10	.10	.10	.10	.10	.10	.10	.10
				Links 10+	.20	.00	.00	.00	.00	.00	.10	.00	.00	.00
26	2.10	(44,19)	.00	2.10	.00	1.00	.10	.10	.10	.10	.10	.20	.10	.10
				Links 10+	.10	.00	.00	.00	.00	.00	.10	.00	.00	.00
27	2.10	(44,19)	.00	2.10	.00	.90	.10	.10	.20	.10	.10	.20	.10	.10
				Links 10+	.10	.00	.00	.00	.00	.00	.10	.00	.00	.00
28	2.20	(44,19)	.00	2.20	.00	.80	.20	.10	.20	.10	.10	.20	.10	.10
				Links 10+	.10	.00	.00	.00	.00	.00	.20	.00	.00	.00
29	2.00	(319, 9)	.00	2.00	.00	1.40	.00	.00	.00	.00	.00	.00	.00	.00
				Links 10+	.60	.00	.00	.00	.00	.00	.00	.00	.00	.00
30	2.00	(319, 9)	.00	2.00	.00	1.40	.00	.00	.00	.00	.00	.00	.00	.00
				Links 10+	.60	.00	.00	.00	.00	.00	.00	.00	.00	.00
31	2.00	(261,20)	.00	2.00	.00	1.30	.00	.00	.00	.00	.00	.00	.00	.00
				Links 10+	.60	.00	.00	.00	.00	.10	.00	.00	.00	.00

JOB: HSS FDR Air Quality Build/105' Jets

RUN: FDR DRIVE BET E 67TH-75TH STS/105' JETS

LINK CONTRIBUTION TABLES

MAXIMUM 1-HOUR AVERAGED LINK CONTRIBUTIONS
IN PARTS PER MILLION (PPM)
INCLUDING AMBIENT BACKGROUND CONCENTRATIONS.

Rcptr No.	Total Conc	Ending Day Hr	Ambient Backgnd	Total Link	Link +1	Link +2	Link +3	Link +4	Link +5	Link +6	Link +7	Link +8	Link +9	Link +10
32	1.90	(44,19)	.00	1.90	.00	.00	.40	.20	.30	.10	.10	.30	.10	.00
				Links 10+	.00	.00	.10	.00	.00	.00	.30	.00	.00	.00
33	2.00	(319, 9)	.00	2.00	.00	1.10	.30	.00	.00	.00	.00	.00	.00	.00
				Links 10+	.60	.00	.00	.00	.00	.00	.00	.00	.00	.00
34	2.00	(44,19)	.00	2.00	.00	.00	.00	.40	.40	.10	.10	.40	.00	.00
				Links 10+	.00	.00	.10	.00	.00	.00	.50	.00	.00	.00
35	2.20	(44,19)	.00	2.20	.00	.00	.00	.30	.50	.10	.10	.40	.00	.00
				Links 10+	.00	.00	.10	.00	.00	.00	.70	.00	.00	.00
36	2.50	(44,19)	.00	2.50	.00	.00	.00	.30	.60	.10	.10	.40	.00	.00
				Links 10+	.00	.00	.10	.00	.00	.00	.90	.00	.00	.00
37	2.90	(44,19)	.00	2.90	.00	.00	.00	.20	.80	.10	.10	.40	.00	.00
				Links 10+	.00	.00	.10	.00	.00	.00	1.20	.00	.00	.00
38	3.20	(44,19)	.00	3.20	.00	.00	.00	.00	1.00	.10	.20	.40	.00	.00
				Links 10+	.00	.00	.10	.00	.00	.00	1.40	.00	.00	.00
39	3.20	(338,11)	.00	3.20	.00	.00	.00	.00	.80	.00	.00	.50	.00	.00
				Links 10+	.00	.00	.10	.00	.00	.00	1.80	.00	.00	.00
40	3.20	(105,10)	.00	3.20	.00	.00	.00	.00	.80	.00	.00	.40	.00	.00
				Links 10+	.00	.00	.10	.00	.00	.00	1.90	.00	.00	.00
41	3.20	(105,10)	.00	3.20	.00	.00	.00	.00	.80	.00	.00	.50	.00	.00
				Links 10+	.00	.00	.10	.00	.00	.00	1.80	.00	.00	.00
42	3.10	(23,17)	.00	3.10	.00	.00	.00	.00	.80	.00	.00	.40	.10	.00
				Links 10+	.00	.00	.00	.00	.00	.00	1.80	.00	.00	.00
43	3.00	(261,20)	.00	3.00	.00	.10	.00	.10	.80	.00	.00	.20	.10	.00
				Links 10+	.10	.00	.00	.00	.00	.00	1.60	.00	.00	.00
44	2.60	(319, 9)	.00	2.60	.00	.20	.00	.10	.70	.00	.00	.10	.10	.10
				Links 10+	.20	.00	.00	.00	.00	.00	1.10	.00	.00	.00
45	2.50	(319, 9)	.00	2.50	.00	.20	.00	.10	.80	.00	.00	.20	.10	.00
				Links 10+	.20	.00	.00	.00	.00	.00	.90	.00	.00	.00
46	2.20	(319, 9)	.00	2.20	.00	.20	.00	.10	.80	.00	.00	.20	.10	.00
				Links 10+	.20	.00	.00	.00	.00	.00	.60	.00	.00	.00
47	2.20	(319, 9)	.00	2.20	.00	.20	.00	.10	.90	.00	.00	.20	.10	.00
				Links 10+	.20	.00	.00	.00	.00	.00	.50	.00	.00	.00
48	2.00	(319, 9)	.00	2.00	.00	.10	.00	.00	.90	.00	.00	.30	.10	.00
				Links 10+	.20	.00	.00	.00	.00	.00	.40	.00	.00	.00
49	1.80	(319, 9)	.00	1.80	.00	.10	.00	.00	.90	.00	.00	.30	.00	.00
				Links 10+	.20	.00	.00	.00	.00	.00	.30	.00	.00	.00
50	1.90	(319, 9)	.00	1.90	.00	.10	.00	.00	1.00	.00	.00	.30	.00	.00
				Links 10+	.20	.00	.00	.00	.00	.00	.30	.00	.00	.00

LINK CONTRIBUTION TABLES

MAXIMUM 1-HOUR AVERAGED LINK CONTRIBUTIONS
IN PARTS PER MILLION (PPM)
INCLUDING AMBIENT BACKGROUND CONCENTRATIONS.

Rcptr No.	Total Conc	Ending Day Hr	Ambient Backgnd	Total Link	Link +1	Link +2	Link +3	Link +4	Link +5	Link +6	Link +7	Link +8	Link +9	Link +10
51	1.70	(319, 9)	.00	1.70	.00	.10	.00	.00	1.00	.00	.00	.30	.00	.00
			Links	10+	.10	.00	.00	.00	.00	.00	.20	.00	.00	.00
52	1.70	(319, 9)	.00	1.70	.00	.10	.00	.00	1.00	.00	.00	.30	.00	.00
			Links	10+	.10	.00	.00	.00	.00	.00	.20	.00	.00	.00
53	1.80	(319, 9)	.00	1.80	.00	.10	.00	.00	1.00	.00	.00	.40	.00	.00
			Links	10+	.10	.00	.00	.00	.00	.00	.20	.00	.00	.00
54	1.80	(319, 9)	.00	1.80	.00	.10	.00	.00	1.00	.00	.00	.40	.00	.00
			Links	10+	.10	.00	.10	.00	.00	.00	.10	.00	.00	.00
55	1.80	(319, 9)	.00	1.80	.00	.10	.00	.00	1.00	.00	.00	.40	.00	.00
			Links	10+	.10	.00	.10	.00	.00	.00	.10	.00	.00	.00
56	1.80	(319, 9)	.00	1.80	.00	.10	.00	.00	1.00	.00	.00	.40	.00	.00
			Links	10+	.10	.00	.10	.00	.00	.00	.10	.00	.00	.00
57	2.30	(228, 8)	.00	2.30	.70	.00	.00	.00	.00	.00	.00	.00	.00	.00
			Links	10+	.00	.50	.00	.00	.00	.00	.00	1.10	.00	.00
58	2.30	(341, 8)	.00	2.30	.70	.00	.00	.00	.00	.00	.00	.00	.00	.00
			Links	10+	.00	.50	.00	.00	.00	.00	.00	1.10	.00	.00
59	2.30	(341, 8)	.00	2.30	.70	.00	.00	.00	.00	.00	.00	.00	.00	.00
			Links	10+	.00	.50	.00	.00	.00	.00	.00	1.10	.00	.00
60	2.30	(33,18)	.00	2.30	.70	.00	.00	.00	.00	.00	.00	.00	.00	.00
			Links	10+	.00	.50	.00	.00	.00	.00	.00	1.10	.00	.00

SECOND HIGHEST 1-HOUR AVERAGED LINK CONTRIBUTIONS
IN PARTS PER MILLION (PPM)
INCLUDING AMBIENT BACKGROUND CONCENTRATIONS.

Rcptr No.	Total Conc	Ending Day Hr	Ambient Backgnd	Total Link	Link +1	Link +2	Link +3	Link +4	Link +5	Link +6	Link +7	Link +8	Link +9	Link +10
1	2.30	(228, 8)	.00	2.30	.60	.10	.00	.00	.00	.00	.00	.00	.00	.00
			Links	10+	.00	.50	.00	.00	.00	.00	.00	1.10	.00	.00
2	2.30	(338, 7)	.00	2.30	.30	.50	.00	.00	.00	.00	.00	.00	.00	.00
			Links	10+	.10	.50	.00	.00	.00	.00	.00	.90	.00	.00
3	2.20	(261,20)	.00	2.20	.40	.70	.00	.00	.00	.00	.00	.00	.00	.00
			Links	10+	.00	.40	.00	.00	.00	.00	.00	.70	.00	.00
4	2.00	(23,16)	.00	2.00	.20	.90	.00	.00	.00	.00	.00	.00	.00	.00
			Links	10+	.30	.20	.00	.00	.00	.00	.00	.40	.00	.00
5	2.10	(96,21)	.00	2.10	.20	.90	.00	.00	.00	.00	.00	.00	.00	.00
			Links	10+	.20	.30	.00	.00	.00	.00	.00	.50	.00	.00

JOB: HSS FDR Air Quality Build/105' Jets

RUN: FDR DRIVE BET E 67TH-75TH STS/105' JETS

LINK CONTRIBUTION TABLES

SECOND HIGHEST 1-HOUR AVERAGED LINK CONTRIBUTIONS
IN PARTS PER MILLION (PPM)
INCLUDING AMBIENT BACKGROUND CONCENTRATIONS.

Rcptr No.	Total Conc	Ending Day Hr	Ambient Backgnd	Total Link	Link +1	Link +2	Link +3	Link +4	Link +5	Link +6	Link +7	Link +8	Link +9	Link +10
6	2.10	(347, 8)	.00	2.10	.00	1.30	.00	.00	.10	.00	.10	.10	.00	.00
				Links 10+	.50	.00	.00	.00	.00	.00	.00	.00	.00	.00
7	2.10	(347, 8)	.00	2.10	.00	1.30	.00	.00	.10	.00	.10	.10	.00	.00
				Links 10+	.50	.00	.00	.00	.00	.00	.00	.00	.00	.00
8	2.10	(347, 8)	.00	2.10	.00	1.30	.00	.00	.10	.00	.10	.10	.00	.00
				Links 10+	.50	.00	.00	.00	.00	.00	.00	.00	.00	.00
9	2.10	(44,19)	.00	2.10	.00	1.40	.00	.00	.00	.00	.00	.10	.00	.00
				Links 10+	.60	.00	.00	.00	.00	.00	.00	.00	.00	.00
10	2.00	(44,20)	.00	2.00	.00	1.30	.00	.00	.10	.00	.00	.10	.00	.00
				Links 10+	.50	.00	.00	.00	.00	.00	.00	.00	.00	.00
11	2.10	(347, 8)	.00	2.10	.00	1.30	.00	.00	.10	.00	.10	.10	.00	.00
				Links 10+	.40	.00	.00	.00	.00	.00	.10	.00	.00	.00
12	2.00	(44,19)	.00	2.00	.00	1.30	.00	.00	.10	.00	.00	.10	.00	.00
				Links 10+	.50	.00	.00	.00	.00	.00	.00	.00	.00	.00
13	2.10	(44,19)	.00	2.10	.00	1.40	.00	.00	.10	.00	.00	.10	.00	.00
				Links 10+	.50	.00	.00	.00	.00	.00	.00	.00	.00	.00
14	2.10	(44,19)	.00	2.10	.00	1.30	.00	.00	.10	.00	.10	.10	.00	.00
				Links 10+	.50	.00	.00	.00	.00	.00	.00	.00	.00	.00
15	2.10	(44,19)	.00	2.10	.00	1.30	.00	.00	.10	.00	.10	.10	.00	.00
				Links 10+	.50	.00	.00	.00	.00	.00	.00	.00	.00	.00
16	2.10	(347, 8)	.00	2.10	.00	1.20	.00	.00	.10	.10	.10	.10	.00	.00
				Links 10+	.40	.00	.00	.00	.00	.00	.10	.00	.00	.00
17	2.10	(319, 9)	.00	2.10	.10	1.30	.00	.00	.00	.00	.00	.00	.00	.00
				Links 10+	.50	.10	.00	.00	.00	.00	.00	.10	.00	.00
18	2.10	(319, 9)	.00	2.10	.10	1.30	.00	.00	.00	.00	.00	.00	.00	.00
				Links 10+	.50	.10	.00	.00	.00	.00	.00	.10	.00	.00
19	2.10	(319, 9)	.00	2.10	.10	1.30	.00	.00	.00	.00	.00	.00	.00	.00
				Links 10+	.50	.10	.00	.00	.00	.00	.00	.10	.00	.00
20	2.00	(44,19)	.00	2.00	.00	1.20	.00	.00	.10	.00	.10	.10	.00	.00
				Links 10+	.40	.00	.00	.00	.00	.00	.10	.00	.00	.00
21	2.00	(319, 9)	.00	2.00	.00	1.30	.00	.00	.00	.00	.00	.00	.00	.00
				Links 10+	.50	.10	.00	.00	.00	.00	.00	.10	.00	.00
22	2.00	(44,20)	.00	2.00	.00	1.10	.10	.00	.10	.10	.10	.10	.00	.00
				Links 10+	.30	.00	.00	.00	.00	.00	.10	.00	.00	.00
23	2.10	(319, 9)	.00	2.10	.00	1.30	.00	.00	.00	.00	.00	.00	.00	.00
				Links 10+	.60	.10	.00	.00	.00	.00	.00	.10	.00	.00
24	2.10	(44,19)	.00	2.10	.00	1.10	.10	.00	.10	.10	.10	.10	.10	.10
				Links 10+	.20	.00	.00	.00	.00	.00	.10	.00	.00	.00

JOB: HSS FDR Air Quality Build/105' Jets

RUN: FDR DRIVE BET E 67TH-75TH STS/105' JETS

LINK CONTRIBUTION TABLES

SECOND HIGHEST 1-HOUR AVERAGED LINK CONTRIBUTIONS
IN PARTS PER MILLION (PPM)
INCLUDING AMBIENT BACKGROUND CONCENTRATIONS.

Rcptr No.	Total Conc	Ending Day Hr	Ambient Backgnd	Total Link	Link +1	Link +2	Link +3	Link +4	Link +5	Link +6	Link +7	Link +8	Link +9	Link +10
25	2.10	(347, 8)	.00	2.10	.00	.90	.10	.10	.20	.10	.10	.20	.10	.10
			Links	10+	.10	.00	.00	.00	.00	.00	.10	.00	.00	.00
26	2.10	(347, 8)	.00	2.10	.00	.80	.10	.10	.20	.10	.10	.20	.10	.10
			Links	10+	.10	.00	.00	.00	.00	.00	.20	.00	.00	.00
27	2.10	(347, 8)	.00	2.10	.00	.80	.10	.10	.20	.10	.10	.20	.10	.10
			Links	10+	.10	.00	.00	.00	.00	.00	.20	.00	.00	.00
28	2.00	(44,20)	.00	2.00	.00	.70	.20	.10	.20	.10	.10	.20	.10	.10
			Links	10+	.00	.00	.00	.00	.00	.00	.20	.00	.00	.00
29	1.90	(44,19)	.00	1.90	.00	.60	.20	.10	.20	.10	.10	.20	.10	.10
			Links	10+	.00	.00	.00	.00	.00	.00	.20	.00	.00	.00
30	1.90	(261,20)	.00	1.90	.00	1.20	.00	.00	.00	.00	.00	.00	.00	.00
			Links	10+	.60	.00	.00	.00	.00	.10	.00	.00	.00	.00
31	2.00	(319, 9)	.00	2.00	.00	1.40	.00	.00	.00	.00	.00	.00	.00	.00
			Links	10+	.60	.00	.00	.00	.00	.00	.00	.00	.00	.00
32	1.90	(261,20)	.00	1.90	.00	1.20	.00	.00	.00	.00	.00	.00	.00	.00
			Links	10+	.60	.00	.00	.00	.00	.10	.00	.00	.00	.00
33	1.90	(261,20)	.00	1.90	.00	.80	.40	.00	.00	.00	.00	.00	.00	.00
			Links	10+	.60	.00	.00	.00	.00	.10	.00	.00	.00	.00
34	1.80	(319, 9)	.00	1.80	.00	.80	.40	.00	.00	.00	.00	.00	.00	.00
			Links	10+	.60	.00	.00	.00	.00	.00	.00	.00	.00	.00
35	1.90	(44,20)	.00	1.90	.00	.00	.00	.30	.50	.10	.10	.30	.00	.00
			Links	10+	.00	.00	.00	.00	.00	.00	.60	.00	.00	.00
36	2.20	(347, 8)	.00	2.20	.00	.00	.00	.20	.60	.10	.20	.30	.00	.00
			Links	10+	.00	.00	.00	.00	.00	.00	.80	.00	.00	.00
37	2.50	(90,18)	.00	2.50	.00	.00	.00	.20	.60	.10	.10	.40	.00	.00
			Links	10+	.00	.00	.10	.00	.00	.00	1.00	.00	.00	.00
38	2.80	(90,18)	.00	2.80	.00	.00	.00	.00	.80	.10	.10	.40	.00	.00
			Links	10+	.00	.00	.10	.00	.00	.00	1.30	.00	.00	.00
39	2.90	(24,16)	.00	2.90	.00	.00	.00	.00	.80	.00	.00	.40	.00	.00
			Links	10+	.00	.00	.10	.00	.00	.00	1.60	.00	.00	.00
40	3.20	(338,11)	.00	3.20	.00	.00	.00	.00	.80	.00	.00	.50	.00	.00
			Links	10+	.00	.00	.10	.00	.00	.00	1.80	.00	.00	.00
41	3.10	(338,11)	.00	3.10	.00	.00	.00	.00	.80	.00	.00	.50	.00	.00
			Links	10+	.00	.00	.10	.00	.00	.00	1.70	.00	.00	.00
42	2.90	(23,16)	.00	2.90	.00	.00	.00	.10	.70	.00	.00	.30	.10	.00
			Links	10+	.10	.00	.00	.00	.00	.00	1.60	.00	.00	.00
43	3.00	(319, 9)	.00	3.00	.00	.20	.10	.10	.70	.00	.00	.10	.10	.10
			Links	10+	.30	.00	.00	.00	.00	.00	1.30	.00	.00	.00

JOB: HSS FDR Air Quality Build/105' Jets

RUN: FDR DRIVE BET E 67TH-75TH STS/105' JETS

LINK CONTRIBUTION TABLES

SECOND HIGHEST 1-HOUR AVERAGED LINK CONTRIBUTIONS
IN PARTS PER MILLION (PPM)
INCLUDING AMBIENT BACKGROUND CONCENTRATIONS.

Rcptr No.	Total Conc	Ending Day Hr	Ambient Backgnd	Total Link	Link +1	Link +2	Link +3	Link +4	Link +5	Link +6	Link +7	Link +8	Link +9	Link +10
44	2.50	(264,10)	.00	2.50	.00	.20	.00	.10	.60	.00	.00	.10	.10	.10
				Links 10+	.30	.00	.00	.00	.00	.00	1.00	.00	.00	.00
45	2.20	(264,10)	.00	2.20	.00	.20	.00	.10	.70	.00	.00	.10	.10	.00
				Links 10+	.20	.00	.00	.00	.00	.00	.80	.00	.00	.00
46	2.10	(264,10)	.00	2.10	.00	.20	.00	.10	.70	.00	.00	.20	.10	.00
				Links 10+	.20	.00	.00	.00	.00	.00	.60	.00	.00	.00
47	1.90	(264,10)	.00	1.90	.00	.20	.00	.00	.70	.00	.00	.20	.10	.00
				Links 10+	.20	.00	.00	.00	.00	.00	.50	.00	.00	.00
48	1.70	(44,19)	.00	1.70	.00	.00	.00	.00	.90	.30	.30	.20	.00	.00
				Links 10+	.00	.00	.00	.00	.00	.00	.00	.00	.00	.00
49	1.70	(44,19)	.00	1.70	.00	.00	.00	.00	.80	.30	.40	.20	.00	.00
				Links 10+	.00	.00	.00	.00	.00	.00	.00	.00	.00	.00
50	1.70	(44,19)	.00	1.70	.00	.00	.00	.00	.80	.40	.40	.10	.00	.00
				Links 10+	.00	.00	.00	.00	.00	.00	.00	.00	.00	.00
51	1.60	(264,10)	.00	1.60	.00	.10	.00	.00	.80	.00	.00	.30	.00	.00
				Links 10+	.20	.00	.00	.00	.00	.00	.20	.00	.00	.00
52	1.60	(264,10)	.00	1.60	.00	.10	.00	.00	.80	.00	.00	.30	.00	.00
				Links 10+	.20	.00	.00	.00	.00	.00	.20	.00	.00	.00
53	1.60	(44,19)	.00	1.60	.00	.00	.00	.00	.50	.60	.50	.00	.00	.00
				Links 10+	.00	.00	.00	.00	.00	.00	.00	.00	.00	.00
54	1.60	(44,19)	.00	1.60	.00	.00	.00	.00	.40	.70	.50	.00	.00	.00
				Links 10+	.00	.00	.00	.00	.00	.00	.00	.00	.00	.00
55	1.50	(264,10)	.00	1.50	.00	.10	.00	.00	.80	.00	.00	.40	.00	.00
				Links 10+	.10	.00	.00	.00	.00	.00	.10	.00	.00	.00
56	1.50	(264,10)	.00	1.50	.00	.10	.00	.00	.80	.00	.00	.40	.00	.00
				Links 10+	.10	.00	.00	.00	.00	.00	.10	.00	.00	.00
57	2.30	(357, 8)	.00	2.30	.70	.00	.00	.00	.00	.00	.00	.00	.00	.00
				Links 10+	.00	.50	.00	.00	.00	.00	.00	1.10	.00	.00
58	2.30	(348, 8)	.00	2.30	.70	.00	.00	.00	.00	.00	.00	.00	.00	.00
				Links 10+	.00	.50	.00	.00	.00	.00	.00	1.10	.00	.00
59	2.30	(348, 8)	.00	2.30	.70	.00	.00	.00	.00	.00	.00	.00	.00	.00
				Links 10+	.00	.50	.00	.00	.00	.00	.00	1.10	.00	.00
60	2.30	(338,11)	.00	2.30	.70	.00	.00	.00	.00	.00	.00	.00	.00	.00
				Links 10+	.10	.50	.00	.00	.00	.00	.00	1.00	.00	.00

JOB: HSS FDR Air Quality Build/105' Jets

RUN: FDR DRIVE BET E 67TH-75TH STS/105' JETS

CALM DURATION FREQUENCY

Hours of Consecutive Calm Winds	Frequency of Occurrence	(Julian day/hour ending) of Significant Occurrences
1	74	(5, 5)(8, 2)(14,10)(22,15)(23,13)(23,20)(24, 6)(24, 9)(25, 3)(26,13) (29,11)(33, 2)(39,22)(40,15)(61, 8)(62,14)(72,16)(72,18)(72,24)(74,17) (75, 3)(76,14)(87,22)(90,12)(92, 4)(92,10)(95, 3)(99,10)(99,22)(100, 5) (106,12)(110,21)(111,21)(113, 4)(119,11)(119,14)(120, 4)(121,14)(122,10)(125,16) (129, 7)(130, 1)(132, 7)(162, 1)(163, 1)(166, 1)(176, 1)(188, 7)(190, 1)(212, 1) (217, 1)(217, 7)(223, 1)(225, 7)(228, 1)(228, 7)(235, 1)(238, 7)(246, 1)(252, 7) (286, 1)(292, 1)(312, 7)(314, 1)(338,13)(339, 7)(339,13)(341, 7)(344, 1)(344,13) (348, 7)(354, 1)(357, 7)(358, 7)
2	9	(14, 8)(25, 1)(61,23)(74,24)(98,24)(99, 8)(105, 2)(115,24)(123, 6)
4	3	(14,16)(31, 8)(55,18)
5	2	(67, 6)(105, 9)
10	1	(304,17)

Program terminated normally

DATE : 7/19/ 8
TIME : 11:34:20

JOB: HSS FDR Air Quality Build/105' Jets

RUN: FDR DRIVE BET E 67TH-75TH STS/105' JETS

General Information

Run start date: 1/ 1/ 2 Julian: 1
end date: 12/31/ 2 Julian: 365

A Tier 2 approach was used for input data preparation.

The MODE flag has been set to C for calculating CO averages.

Ambient background concentrations are included in the averages below.

Site & Meteorological Constants

VS = .0 CM/S VD = .0 CM/S Z0 = 175. CM ATIM = 60.

Met. Sfc. Sta. Id & Yr = 72503 2002
Upper Air Sta. Id & Yr = 94703 2002

CAUTION: The input years for the Run and Meteorological data differ. The respective values are: 2 and 2002.

Urban mixing heights were processed.

In 2002, Julian day 1 is a Tuesday.

The patterns from the input file have been assigned as follows:

Pattern # 1 is assigned to Monday.
Pattern # 1 is assigned to Tuesday.
Pattern # 1 is assigned to Wednesday.
Pattern # 1 is assigned to Thursday.
Pattern # 1 is assigned to Friday.
Pattern # 1 is assigned to Saturday.
Pattern # 1 is assigned to Sunday.

Link Data Constants - (Variable data in *.LNK file)

LINK DESCRIPTION	LINK COORDINATES (FT) X1	Y1	X2	Y2	LENGTH (FT)	BRG (DEG)	TYPE	H (FT)	W (FT)	NLANES
1. FDR N/B 67th-68th St	-132.0	-225.0	15.0	-10.0	260.	34.	AG	.0	36.0	
2. FDR N/B 68th-71st St	15.0	-10.0	438.0	608.0	749.	34.	AG	.0	36.0	
3. FDR N/B 71st St-Site	438.0	608.0	472.0	657.0	60.	35.	AG	.0	36.0	
4. FDR N/B Site-itself	472.0	657.0	530.0	743.0	104.	34.	AG	.0	36.0	
5. FDR N/B Site-73rd St	530.0	743.0	773.0	1098.0	430.	34.	AG	.0	36.0	
6. FDR N/B 73rd-75th St	773.0	1098.0	1056.0	1625.0	598.	28.	AG	.0	36.0	

JOB: HSS FDR Air Quality Build/105' Jets

RUN: FDR DRIVE BET E 67TH-75TH STS/105' JETS

Link Data Constants - (Variable data in *.LNK file)

	LINK DESCRIPTION	LINK COORDINATES (FT) X1	Y1	X2	Y2	LENGTH (FT)	BRG (DEG)	TYPE	H (FT)	W (FT)	NLANES
7.	FDR S/B 75th-73rd St	743.0	1118.0	1026.0	1645.0	598.	28.	AG	.0	36.0	
8.	FDR S/B 73rd St-Site	500.0	763.0	743.0	1118.0	430.	34.	AG	.0	36.0	
9.	FDR S/B Site-itself	442.0	679.0	500.0	763.0	102.	35.	AG	.0	36.0	
10.	FDR S/B Site-71st St	408.0	628.0	442.0	679.0	61.	34.	AG	.0	36.0	
11.	FDR S/B 71st-68th St	-15.0	10.0	408.0	628.0	749.	34.	AG	.0	36.0	
12.	FDR S/B 68th-67th St	-162.0	-205.0	-15.0	10.0	260.	34.	AG	.0	36.0	
13.	FDR Service 73-Site	477.0	779.0	720.0	1134.0	430.	34.	AG	.0	32.0	
14.	FDR Service Rd Site	419.0	695.0	477.0	779.0	102.	35.	AG	.0	32.0	
15.	FDR Service Site-71	385.0	644.0	419.0	695.0	61.	34.	AG	.0	32.0	
16.	FDR Service 68-71 St	-38.0	26.0	385.0	644.0	749.	34.	AG	.0	32.0	
17.	FDR N/B 35' Jet 71St	530.0	743.0	589.0	830.0	105.	34.	AG	.0	32.0	
18.	FDR S/B 35' Jet 68St	-15.0	10.0	-74.0	-77.0	105.	214.	AG	.0	32.0	

Receptor Data

	RECEPTOR	COORDINATES (FT) X	Y	Z
1.	RECEPTOR 1	34.0	-23.0	6.0
2.	RECEPTOR 2	48.0	-4.0	6.0
3.	RECEPTOR 3	62.0	17.0	6.0
4.	RECEPTOR 4	75.0	37.0	6.0
5.	RECEPTOR 5	89.0	57.0	6.0
6.	RECEPTOR 6	103.0	77.0	6.0
7.	RECEPTOR 7	117.0	97.0	6.0
8.	RECEPTOR 8	130.0	117.0	6.0
9.	RECEPTOR 9	144.0	137.0	6.0
10.	RECEPTOR 10	158.0	158.0	6.0
11.	RECEPTOR 11	172.0	178.0	6.0
12.	RECEPTOR 12	186.0	198.0	6.0
13.	RECEPTOR 13	199.0	218.0	6.0
14.	RECEPTOR 14	213.0	238.0	6.0
15.	RECEPTOR 15	227.0	258.0	6.0
16.	RECEPTOR 16	241.0	278.0	6.0
17.	RECEPTOR 17	255.0	299.0	6.0
18.	RECEPTOR 18	268.0	319.0	6.0
19.	RECEPTOR 19	282.0	339.0	6.0
20.	RECEPTOR 20	296.0	359.0	6.0
21.	RECEPTOR 21	310.0	379.0	6.0
22.	RECEPTOR 22	323.0	399.0	6.0

Receptor Data

RECEPTOR	COORDINATES (FT) X	Y	Z
23. RECEPTOR 23	337.0	419.0	6.0
24. RECEPTOR 24	351.0	440.0	6.0
25. RECEPTOR 25	365.0	460.0	6.0
26. RECEPTOR 26	379.0	480.0	6.0
27. RECEPTOR 27	392.0	500.0	6.0
28. RECEPTOR 28	406.0	520.0	6.0
29. RECEPTOR 29	420.0	540.0	6.0
30. RECEPTOR 30	434.0	561.0	6.0
31. RECEPTOR 31	447.0	581.0	6.0
32. RECEPTOR 32	461.0	601.0	6.0
33. RECEPTOR 33	475.0	621.0	6.0
34. RECEPTOR 34	489.0	641.0	6.0
35. RECEPTOR 35	503.0	661.0	6.0
36. RECEPTOR 36	516.0	681.0	6.0
37. RECEPTOR 37	530.0	702.0	6.0
38. RECEPTOR 38	544.0	722.0	6.0
39. RECEPTOR 39	558.0	742.0	6.0
40. RECEPTOR 40	571.0	762.0	6.0
41. RECEPTOR 41	585.0	782.0	6.0
42. RECEPTOR 42	599.0	802.0	6.0
43. RECEPTOR 43	613.0	822.0	6.0
44. RECEPTOR 44	627.0	843.0	6.0
45. RECEPTOR 45	640.0	863.0	6.0
46. RECEPTOR 46	654.0	883.0	6.0
47. RECEPTOR 47	668.0	903.0	6.0
48. RECEPTOR 48	682.0	923.0	6.0
49. RECEPTOR 49	696.0	943.0	6.0
50. RECEPTOR 50	709.0	964.0	6.0
51. RECEPTOR 51	723.0	984.0	6.0
52. RECEPTOR 52	737.0	1004.0	6.0
53. RECEPTOR 53	751.0	1024.0	6.0
54. RECEPTOR 54	764.0	1044.0	6.0
55. RECEPTOR 55	778.0	1064.0	6.0
56. RECEPTOR 56	792.0	1084.0	6.0
57. RECEPTOR 57	20.0	-44.0	6.0
58. RECEPTOR 58	6.0	-64.0	6.0
59. RECEPTOR 59	-7.0	-84.0	6.0
60. RECEPTOR 60	-21.0	-104.0	6.0

JOB: HSS FDR Air Quality Build/105' Jets

RUN: FDR DRIVE BET E 67TH-75TH STS/105' JETS

Model Results

Remarks : In search of the wind direction corresponding to the maximum concentration, only the first direction, of the directions with the same maximum concentrations, is indicated as the maximum.

* MAXIMUM HOURLY CONCENTRATIONS WITH ANY AMBIENT BACKGROUND CONCENTRATIONS (BKG) ADDED

* (PPM)

	REC1	REC2	REC3	REC4	REC5	REC6	REC7	REC8	REC9	REC10
MAX+BKG	2.4	2.5	2.4	2.5	2.5	2.4	2.3	2.3	2.3	2.3
- BKG	.0	.0	.0	.0	.0	.0	.0	.0	.0	.0
MAX	2.4	2.5	2.4	2.5	2.5	2.4	2.3	2.3	2.3	2.3
WIND DIR	258	258	237	237	237	237	237	237	237	237
JULIAN	24	24	21	21	21	21	21	21	21	21
HOUR	17	17	8	8	8	8	8	8	8	8

	REC11	REC12	REC13	REC14	REC15	REC16	REC17	REC18	REC19	REC20
MAX+BKG	2.3	2.1	2.1	2.1	2.2	2.2	2.1	2.2	2.1	2.1
- BKG	.0	.0	.0	.0	.0	.0	.0	.0	.0	.0
MAX	2.3	2.1	2.1	2.1	2.2	2.2	2.1	2.2	2.1	2.1
WIND DIR	237	237	237	226	237	237	237	237	237	237
JULIAN	21	21	21	225	21	21	21	21	21	21
HOUR	8	8	8	7	8	8	8	8	8	8

	REC21	REC22	REC23	REC24	REC25	REC26	REC27	REC28	REC29	REC30
MAX+BKG	2.1	2.2	2.2	2.2	2.2	2.2	2.2	2.2	2.2	2.2
- BKG	.0	.0	.0	.0	.0	.0	.0	.0	.0	.0
MAX	2.1	2.2	2.2	2.2	2.2	2.2	2.2	2.2	2.2	2.2
WIND DIR	237	237	237	237	237	237	237	237	237	237
JULIAN	21	21	21	21	21	21	21	21	21	21
HOUR	8	8	8	8	8	8	8	8	8	8

	REC31	REC32	REC33	REC34	REC35	REC36	REC37	REC38	REC39	REC40
MAX+BKG	2.2	2.1	2.1	2.0	1.8	2.0	2.5	3.3	3.5	3.3
- BKG	.0	.0	.0	.0	.0	.0	.0	.0	.0	.0
MAX	2.2	2.1	2.1	2.0	1.8	2.0	2.5	3.3	3.5	3.3
WIND DIR	237	237	237	237	237	21	21	3	3	352
JULIAN	21	21	21	21	21	307	307	304	304	192
HOUR	8	8	8	8	8	21	21	18	18	16

JOB: HSS FDR Air Quality Build/105' Jets

RUN: FDR DRIVE BET E 67TH-75TH STS/105' JETS

* MAXIMUM HOURLY CONCENTRATIONS WITH ANY AMBIENT BACKGROUND CONCENTRATIONS (BKG) ADDED
(PPM)

	REC41	REC42	REC43	REC44	REC45	REC46	REC47	REC48	REC49	REC50
MAX+BKG	3.2	3.2	3.4	2.9	2.6	2.2	2.1	1.9	1.9	1.8
- BKG	.0	.0	.0	.0	.0	.0	.0	.0	.0	.0
MAX	3.2	3.2	3.4	2.9	2.6	2.2	2.1	1.9	1.9	1.8
WIND DIR	237	237	237	237	226	224	224	237	237	237
JULIAN	21	21	21	21	225	208	208	21	21	21
HOUR	8	8	8	8	7	20	20	8	8	8

	REC51	REC52	REC53	REC54	REC55	REC56	REC57	REC58	REC59	REC60
MAX+BKG	1.8	1.8	1.8	1.8	1.8	1.7	2.3	2.4	2.5	2.5
- BKG	.0	.0	.0	.0	.0	.0	.0	.0	.0	.0
MAX	1.8	1.8	1.8	1.8	1.8	1.7	2.3	2.4	2.5	2.5
WIND DIR	237	237	3	237	237	237	301	352	352	352
JULIAN	21	21	304	21	21	21	11	192	192	192
HOUR	8	8	18	8	8	8	8	16	16	16

THE HIGHEST CONCENTRATION OF 3.50 PPM OCCURRED AT RECEPTOR REC39.

JOB: HSS FDR Air Quality Build/105' Jets

RUN: FDR DRIVE BET E 67TH-75TH STS/105' JETS

==========
Output Section
==========

NOTES PERTAINING TO THE REPORT

1. THE HIGHEST AVERAGE IN EACH OF THE FIRST TWO COLUMNS OF EACH TABLE BELOW ARE SUFFIXED BY AN ASTERISK (*). FOR PM OUTPUT, THERE IS ONLY ONE COLUMN AND ASTERISK FOR THE ANNUAL AVERAGE/PERIOD OF CONCERN TABLE.

2. THE NUMBERS IN PARENTHESES ARE THE JULIAN DAY AND ENDING HOUR FOR THE PRECEDING AVERAGE.

3. THE NUMBER OF CALM HOURS USED IN PRODUCING EACH AVERAGE ARE PREFIXED BY A C.

PRIMARY AVERAGES.

MAXIMUM 8-HOUR RUNNING NONOVERLAPPING AVERAGE CONCENTRATIONS
IN PARTS PER MILLION (PPM),
INCLUDING AMBIENT BACKGROUND CONCENTRATIONS.

Receptor Number	Highest Conc	Highest Ending Day Hr	Highest Calm	Second highest Conc	Second highest Ending Day Hr	Second highest Calm
1	1.22	(238,17)	C 2	1.14	(114,13)	C 1
2	1.10	(238,17)	C 2	1.07	(304,19)	C 2
3	1.08	(304,19)	C 2	1.08	(352,24)	C 2
4	1.15	(304,21)	C 2	1.12	(352,24)	C 2
5	1.15	(352,24)	C 2	1.15	(304,21)	C 2
6	1.13	(304,21)	C 2	1.12	(352,24)	C 2
7	1.08	(352,24)	C 2	1.08	(304,21)	C 2
8	1.15	(304,21)	C 2	1.12	(352,24)	C 2
9	1.12	(304,21)	C 2	1.10	(352,24)	C 2
10	1.15	(304,21)	C 2	1.12	(352,24)	C 2
11	1.10	(304,21)	C 2	1.08	(352,24)	C 2
12	1.12	(352,24)	C 2	1.07	(304,21)	C 2
13	1.15	(304,21)	C 2	1.12	(352,24)	C 2
14	1.13	(304,21)	C 2	1.12	(352,24)	C 2
15	1.10	(352,24)	C 2	1.10	(304,21)	C 2
16	1.10	(304,21)	C 2	1.08	(352,24)	C 2
17	1.07	(304,21)	C 2	1.03	(352,24)	C 2
18	1.12	(304,21)	C 2	1.07	(352,24)	C 2
19	1.10	(304,21)	C 2	1.05	(352,24)	C 2
20	1.05	(352,24)	C 2	1.05	(304,21)	C 2
21	1.05	(304,21)	C 2	1.03	(352,24)	C 2
22	1.05	(352,24)	C 2	1.05	(304,21)	C 2
23	1.05	(352,24)	C 2	1.03	(304,21)	C 2
24	1.07	(352,24)	C 2	1.05	(304,21)	C 2

JOB: HSS FDR Air Quality Build/105' Jets RUN: FDR DRIVE BET E 67TH-75TH STS/105' JETS

MAXIMUM 8-HOUR RUNNING NONOVERLAPPING AVERAGE CONCENTRATIONS
IN PARTS PER MILLION (PPM),
INCLUDING AMBIENT BACKGROUND CONCENTRATIONS.

Receptor Number	Highest Conc	Highest Ending Day Hr	Highest Calm	Second highest Conc	Second highest Ending Day Hr	Second highest Calm
25	1.08	(352,24)	C 2	1.05	(304,21)	C 2
26	1.08	(352,24)	C 2	1.03	(304,21)	C 2
27	1.10	(352,24)	C 2	1.05	(304,21)	C 2
28	1.10	(352,24)	C 2	1.03	(304,21)	C 2
29	1.08	(352,24)	C 2	1.03	(304,21)	C 2
30	1.08	(352,24)	C 2	1.02	(304,21)	C 2
31	1.08	(352,24)	C 2	.99	(47,12)	C 1
32	1.02	(352,24)	C 2	.94	(27,13)	C 0
33	.97	(352,24)	C 2	.94	(27,14)	C 0
34	.90	(352,24)	C 2	.89	(27,13)	C 0
35	.93	(243, 1)	C 1	.91	(267,23)	C 0
36	1.11	(243, 1)	C 1	1.04	(267,23)	C 0
37	1.29	(267,23)	C 0	1.27	(243, 1)	C 1
38	1.65	(304,19)	C 2	1.53	(267,23)	C 0
39	1.87	(304,19)	C 2	1.83*	(297,15)	C 1
40	1.87*	(304,19)	C 2	1.80	(297,15)	C 1
41	1.75	(238,17)	C 2	1.70	(125,13)	C 2
42	1.62	(238,17)	C 2	1.59	(114,13)	C 1
43	1.42	(27,14)	C 0	1.36	(38,22)	C 1
44	1.25	(352,24)	C 2	1.23	(27,13)	C 0
45	1.13	(352,24)	C 2	1.07	(27,13)	C 0
46	1.05	(352,24)	C 2	.99	(27,13)	C 0
47	.98	(352,24)	C 2	.92	(304,21)	C 2
48	.98	(352,24)	C 2	.90	(304,21)	C 2
49	.98	(352,24)	C 2	.90	(304,21)	C 2
50	1.00	(352,24)	C 2	.93	(304,21)	C 2
51	.98	(352,24)	C 2	.90	(304,21)	C 2
52	.98	(352,24)	C 2	.90	(304,21)	C 2
53	.98	(352,24)	C 2	.93	(304,21)	C 2
54	.98	(352,24)	C 2	.95	(304,21)	C 2
55	.97	(352,24)	C 2	.93	(304,21)	C 2
56	.97	(352,24)	C 2	.85	(304,21)	C 2
57	1.30	(238,17)	C 2	1.25	(11,13)	C 0
58	1.37	(238,17)	C 2	1.34	(297,15)	C 1
59	1.36	(297,15)	C 1	1.30	(304,19)	C 2
60	1.37	(297,15)	C 1	1.35	(304,19)	C 2

FIVE HIGHEST 1-HOUR END-TO-END AVERAGE CONCENTRATIONS IN PARTS PER MILLION
INCLUDING AMBIENT BACKGROUND CONCENTRATIONS.

Rcptr No.	Highest Conc	Highest Ending Day Hr	Highest Calm	Second Highest Conc	Second Highest Ending Day Hr	Second Highest Calm	Third Highest Conc	Third Highest Ending Day Hr	Third Highest Calm	Fourth Highest Conc	Fourth Highest Ending Day Hr	Fourth Highest Calm	Fifth Highest Conc	Fifth Highest Ending Day Hr	Fifth Highest Calm
1	2.40	(24,17)	C 0	2.10	(192,16)	C 0	2.10	(304,18)	C 0	2.10	(308,15)	C 0	2.00	(21, 8)	C 0

JOB: HSS FDR Air Quality Build/105' Jets

RUN: FDR DRIVE BET E 67TH-75TH STS/105' JETS

FIVE HIGHEST 1-HOUR END-TO-END AVERAGE CONCENTRATIONS IN PARTS PER MILLION
INCLUDING AMBIENT BACKGROUND CONCENTRATIONS.

Rcptr	Highest Ending			Second Highest Ending			Third Highest Ending			Fourth Highest Ending			Fifth Highest Ending		
No.	Conc	Day Hr	Calm	Conc	Day Hr	Calm	Conc	Day Hr	Calm	Conc	Day Hr	Calm	Conc	Day Hr	Calm
2	2.50	(24,17)	C 0	2.30	(21, 8)	C 0	2.30	(308,15)	C 0	2.00	(24, 8)	C 0	2.00	(192,16)	C 0
3	2.40	(21, 8)	C 0	2.20	(24,17)	C 0	2.10	(304,18)	C 0	2.10	(308,15)	C 0	2.00	(47,10)	C 0
4	2.50	(21, 8)	C 0	2.20	(24,17)	C 0	2.10	(47,10)	C 0	2.10	(304,18)	C 0	2.10	(308,15)	C 0
5	2.50	(21, 8)	C 0	2.10	(47,10)	C 0	2.10	(304,18)	C 0	2.00	(70,17)	C 0	2.00	(208,20)	C 0
6	2.40	(21, 8)	C 0	2.10	(304,18)	C 0	2.00	(47,10)	C 0	2.00	(225, 7)	C 0	2.00	(251,22)	C 0
7	2.30	(21, 8)	C 0	2.00	(304,18)	C 0	1.90	(225, 7)	C 0	1.90	(192,16)	C 0	1.90	(47,10)	C 0
8	2.30	(21, 8)	C 0	2.10	(304,18)	C 0	2.00	(47,10)	C 0	2.00	(225, 7)	C 0	1.90	(208,20)	C 0
9	2.30	(21, 8)	C 0	2.10	(304,18)	C 0	2.00	(225, 7)	C 0	1.90	(47,10)	C 0	1.90	(208,20)	C 0
10	2.30	(21, 8)	C 0	2.10	(304,18)	C 0	2.00	(208,20)	C 0	2.00	(47,10)	C 0	1.90	(225, 7)	C 0
11	2.30	(21, 8)	C 0	2.10	(304,18)	C 0	2.00	(225, 7)	C 0	1.90	(47,10)	C 0	1.90	(208,20)	C 0
12	2.10	(21, 8)	C 0	2.00	(225, 7)	C 0	2.00	(304,18)	C 0	1.90	(192,16)	C 0	1.80	(47,10)	C 0
13	2.10	(21, 8)	C 0	2.10	(304,18)	C 0	2.00	(225, 7)	C 0	1.90	(208,20)	C 0	1.90	(192,16)	C 0
14	2.10	(225, 7)	C 0	2.10	(21, 8)	C 0	2.00	(304,18)	C 0	1.90	(47,10)	C 0	1.90	(208,20)	C 0
15	2.20	(21, 8)	C 0	2.00	(225, 7)	C 0	1.90	(47,10)	C 0	1.90	(208,20)	C 0	1.90	(304,18)	C 0
16	2.20	(21, 8)	C 0	2.00	(225, 7)	C 0	1.90	(47,10)	C 0	1.90	(208,20)	C 0	1.90	(304,18)	C 0
17	2.10	(21, 8)	C 0	2.00	(225, 7)	C 0	1.90	(47,10)	C 0	1.90	(208,20)	C 0	1.90	(192,16)	C 0
18	2.20	(21, 8)	C 0	2.00	(208,20)	C 0	2.00	(225, 7)	C 0	1.90	(47,10)	C 0	1.90	(192,16)	C 0
19	2.10	(21, 8)	C 0	2.00	(208,20)	C 0	2.00	(225, 7)	C 0	1.90	(353,18)	C 0	1.90	(192,16)	C 0
20	2.10	(21, 8)	C 0	2.10	(208,20)	C 0	2.10	(225, 7)	C 0	1.90	(192,16)	C 0	1.80	(29, 8)	C 0
21	2.10	(21, 8)	C 0	2.10	(208,20)	C 0	2.00	(225, 7)	C 0	1.80	(192,16)	C 0	1.80	(304,18)	C 0
22	2.20	(21, 8)	C 0	2.10	(208,20)	C 0	2.10	(225, 7)	C 0	1.90	(192,16)	C 0	1.80	(116,21)	C 0
23	2.20	(21, 8)	C 0	2.10	(225, 7)	C 0	2.00	(208,20)	C 0	1.80	(192,16)	C 0	1.80	(251,22)	C 0
24	2.20	(21, 8)	C 0	2.10	(225, 7)	C 0	2.00	(208,20)	C 0	1.90	(47,10)	C 0	1.80	(29, 8)	C 0
25	2.20	(21, 8)	C 0	2.10	(225, 7)	C 0	2.00	(208,20)	C 0	1.90	(47,10)	C 0	1.80	(307,21)	C 0
26	2.20	(21, 8)	C 0	2.10	(225, 7)	C 0	2.00	(208,20)	C 0	1.90	(307,21)	C 0	1.90	(47,10)	C 0
27	2.20	(21, 8)	C 0	2.00	(208,20)	C 0	2.00	(225, 7)	C 0	1.90	(192,16)	C 0	1.90	(47,10)	C 0
28	2.20	(21, 8)	C 0	2.00	(208,20)	C 0	1.90	(116,21)	C 0	1.90	(192,16)	C 0	1.90	(47,10)	C 0
29	2.20	(21, 8)	C 0	1.90	(192,16)	C 0	1.90	(47,10)	C 0	1.90	(225, 7)	C 0	1.80	(304,18)	C 0
30	2.20	(21, 8)	C 0	2.00	(192,16)	C 0	1.90	(47,10)	C 0	1.90	(208,20)	C 0	1.90	(225, 7)	C 0
31	2.20	(21, 8)	C 0	2.00	(47,10)	C 0	2.00	(225, 7)	C 0	1.90	(192,16)	C 0	1.90	(208,20)	C 0
32	2.10	(21, 8)	C 0	2.00	(225, 7)	C 0	1.90	(47,10)	C 0	1.80	(208,20)	C 0	1.70	(27, 8)	C 0
33	2.10	(21, 8)	C 0	1.90	(225, 7)	C 0	1.90	(47,10)	C 0	1.80	(208,20)	C 0	1.70	(27, 8)	C 0
34	2.00	(21, 8)	C 0	1.80	(47,10)	C 0	1.80	(225, 7)	C 0	1.80	(208,20)	C 0	1.70	(27, 8)	C 0
35	1.80	(21, 8)	C 0	1.80	(116,21)	C 0	1.70	(47,10)	C 0	1.70	(208,20)	C 0	1.70	(225, 7)	C 0
36	2.00	(307,21)	C 0	1.90	(116,21)	C 0	1.90	(297,19)	C 0	1.90	(304,18)	C 0	1.70	(239, 7)	C 0
37	2.50	(307,21)	C 0	2.40	(304,18)	C 0	2.20	(249,17)	C 0	2.20	(116,21)	C 0	2.10	(242,23)	C 0
38	3.30	(304,18)	C 0	3.00	(252, 8)	C 0	2.90	(293,18)	C 0	2.80	(328,20)	C 0	2.70	(192,16)	C 0
39	3.50*	(304,18)	C 0	3.40*	(192,16)	C 0	3.20	(252, 8)	C 0	3.20	(293,18)	C 0	3.00	(328,20)	C 0
40	3.30	(192,16)	C 0	3.30	(304,18)	C 0	3.30	(252, 8)	C 0	3.30	(293,18)	C 0	3.00	(328,20)	C 0
41	3.20	(21, 8)	C 0	3.10	(192,16)	C 0	3.00	(24,17)	C 0	3.00	(252, 8)	C 0	3.00	(293,18)	C 0
42	3.20	(21, 8)	C 0	3.10	(24,17)	C 0	2.80	(11, 8)	C 0	2.70	(208,20)	C 0	2.70	(47,10)	C 0

JOB: HSS FDR Air Quality Build/105' Jets

RUN: FDR DRIVE BET E 67TH-75TH STS/105' JETS

FIVE HIGHEST 1-HOUR END-TO-END AVERAGE CONCENTRATIONS IN PARTS PER MILLION
INCLUDING AMBIENT BACKGROUND CONCENTRATIONS.

Rcptr	Highest			Second Highest			Third Highest			Fourth Highest			Fifth Highest		
No.	Conc	Ending Day Hr	Calm	Conc	Ending Day Hr	Calm	Conc	Ending Day Hr	Calm	Conc	Ending Day Hr	Calm	Conc	Ending Day Hr	Calm
43	3.40	(21, 8)	C 0	3.00	(47,10)	C 0	2.90	(24,17)	C 0	2.90	(225, 7)	C 0	2.80	(208,20)	C 0
44	2.90	(21, 8)	C 0	2.70	(208,20)	C 0	2.70	(225, 7)	C 0	2.50	(47,10)	C 0	2.40	(251,22)	C 0
45	2.60	(225, 7)	C 0	2.40	(21, 8)	C 0	2.30	(208,20)	C 0	2.20	(47,10)	C 0	2.10	(27, 8)	C 0
46	2.20	(208,20)	C 0	2.20	(225, 7)	C 0	2.20	(21, 8)	C 0	1.90	(29, 8)	C 0	1.90	(47,10)	C 0
47	2.10	(208,20)	C 0	2.00	(21, 8)	C 0	2.00	(225, 7)	C 0	1.80	(47,10)	C 0	1.70	(27, 8)	C 0
48	1.90	(21, 8)	C 0	1.90	(208,20)	C 0	1.90	(225, 7)	C 0	1.70	(47,10)	C 0	1.70	(192,16)	C 0
49	1.90	(21, 8)	C 0	1.80	(208,20)	C 0	1.80	(225, 7)	C 0	1.60	(307,21)	C 0	1.60	(192,16)	C 0
50	1.80	(21, 8)	C 0	1.80	(208,20)	C 0	1.80	(225, 7)	C 0	1.60	(192,16)	C 0	1.60	(252, 8)	C 0
51	1.80	(21, 8)	C 0	1.70	(225, 7)	C 0	1.60	(47,10)	C 0	1.60	(192,16)	C 0	1.60	(208,20)	C 0
52	1.80	(21, 8)	C 0	1.80	(304,18)	C 0	1.70	(225, 7)	C 0	1.60	(192,16)	C 0	1.60	(47,10)	C 0
53	1.80	(304,18)	C 0	1.70	(208,20)	C 0	1.70	(21, 8)	C 0	1.70	(225, 7)	C 0	1.60	(47,10)	C 0
54	1.80	(21, 8)	C 0	1.80	(304,18)	C 0	1.70	(47,10)	C 0	1.70	(225, 7)	C 0	1.60	(208,20)	C 0
55	1.80	(21, 8)	C 0	1.80	(304,18)	C 0	1.70	(47,10)	C 0	1.70	(192,16)	C 0	1.70	(225, 7)	C 0
56	1.70	(21, 8)	C 0	1.70	(47,10)	C 0	1.70	(225, 7)	C 0	1.60	(208,20)	C 0	1.60	(304,18)	C 0
57	2.30	(11, 8)	C 0	2.30	(192,16)	C 0	2.30	(24,17)	C 0	2.10	(108, 7)	C 0	2.10	(286,19)	C 0
58	2.40	(192,16)	C 0	2.30	(11, 8)	C 0	2.20	(286,19)	C 0	2.20	(344,17)	C 0	2.20	(352,17)	C 0
59	2.50	(192,16)	C 0	2.30	(344,17)	C 0	2.30	(352,17)	C 0	2.20	(11, 8)	C 0	2.20	(252, 8)	C 0
60	2.50	(192,16)	C 0	2.40	(252, 8)	C 0	2.40	(304,18)	C 0	2.30	(293,18)	C 0	2.30	(344,17)	C 0

MAXIMUM 8-HOUR AVERAGED LINK CONTRIBUTIONS
IN PARTS PER MILLION (PPM)
INCLUDING AMBIENT BACKGROUND CONCENTRATIONS.

Rcptr No.	Total Conc	Ending Day Hr	Ambient Backgnd	Total Link	Link +1	Link +2	Link +3	Link +4	Link +5	Link +6	Link +7	Link +8	Link +9	Link +10
1	1.22	(238,17)	.00	1.22	.25	.27	.00	.00	.00	.00	.00	.00	.00	.00
			Links	10+	.13	.18	.00	.00	.00	.00	.00	.38	.00	.00
2	1.10	(238,17)	.00	1.10	.03	.57	.00	.00	.00	.00	.00	.00	.00	.00
			Links	10+	.25	.07	.00	.00	.00	.00	.00	.18	.00	.00
3	1.08	(304,19)	.00	1.08	.00	.70	.00	.00	.00	.00	.00	.00	.00	.00
			Links	10+	.37	.00	.00	.00	.00	.02	.00	.00	.00	.00
4	1.15	(304,21)	.00	1.15	.07	.68	.00	.00	.00	.00	.00	.00	.00	.00
			Links	10+	.30	.03	.00	.00	.00	.02	.00	.05	.00	.00
5	1.15	(352,24)	.00	1.15	.13	.53	.00	.00	.00	.00	.00	.00	.00	.00
			Links	10+	.15	.15	.00	.00	.00	.00	.00	.18	.00	.00
6	1.13	(304,21)	.00	1.13	.03	.68	.00	.00	.00	.00	.00	.00	.00	.00
			Links	10+	.32	.03	.00	.00	.00	.02	.00	.05	.00	.00
7	1.08	(352,24)	.00	1.08	.08	.58	.00	.00	.00	.00	.00	.00	.00	.00
			Links	10+	.20	.10	.00	.00	.00	.00	.00	.12	.00	.00

JOB: HSS FDR Air Quality Build/105' Jets

RUN: FDR DRIVE BET E 67TH-75TH STS/105' JETS

LINK CONTRIBUTION TABLES

MAXIMUM 8-HOUR AVERAGED LINK CONTRIBUTIONS
IN PARTS PER MILLION (PPM)
INCLUDING AMBIENT BACKGROUND CONCENTRATIONS.

Rcptr No.	Total Conc	Ending Day Hr	Ambient Backgnd	Total Link	Link +1	Link +2	Link +3	Link +4	Link +5	Link +6	Link +7	Link +8	Link +9	Link +10
8	1.15	(304,21)	.00	1.15	.02	.73	.00	.00	.00	.00	.00	.00	.00	.00
			Links	10+	.32	.03	.00	.00	.00	.02	.00	.03	.00	.00
9	1.12	(304,21)	.00	1.12	.02	.70	.00	.00	.00	.00	.00	.00	.00	.00
			Links	10+	.33	.02	.00	.00	.00	.02	.00	.03	.00	.00
10	1.15	(304,21)	.00	1.15	.02	.73	.00	.00	.00	.00	.00	.00	.00	.00
			Links	10+	.33	.02	.00	.00	.00	.02	.00	.03	.00	.00
11	1.10	(304,21)	.00	1.10	.02	.70	.00	.00	.00	.00	.00	.00	.00	.00
			Links	10+	.33	.02	.00	.00	.00	.02	.00	.02	.00	.00
12	1.12	(352,24)	.00	1.12	.05	.68	.00	.00	.00	.00	.00	.00	.00	.00
			Links	10+	.27	.05	.00	.00	.00	.00	.00	.07	.00	.00
13	1.15	(304,21)	.00	1.15	.02	.73	.00	.00	.00	.00	.00	.00	.00	.00
			Links	10+	.35	.02	.00	.00	.00	.02	.00	.02	.00	.00
14	1.13	(304,21)	.00	1.13	.02	.72	.00	.00	.00	.00	.00	.02	.00	.00
			Links	10+	.33	.02	.00	.00	.00	.02	.00	.02	.00	.00
15	1.10	(352,24)	.00	1.10	.02	.68	.00	.00	.00	.00	.00	.00	.00	.00
			Links	10+	.30	.05	.00	.00	.00	.00	.00	.05	.00	.00
16	1.10	(304,21)	.00	1.10	.02	.70	.00	.00	.02	.00	.00	.02	.00	.00
			Links	10+	.30	.02	.00	.00	.00	.02	.00	.02	.00	.00
17	1.07	(304,21)	.00	1.07	.00	.70	.00	.00	.02	.00	.00	.02	.00	.00
			Links	10+	.30	.02	.00	.00	.00	.00	.00	.02	.00	.00
18	1.12	(304,21)	.00	1.12	.00	.73	.00	.00	.02	.00	.00	.02	.00	.00
			Links	10+	.32	.02	.00	.00	.00	.00	.00	.02	.00	.00
19	1.10	(304,21)	.00	1.10	.00	.70	.00	.00	.02	.00	.00	.02	.00	.00
			Links	10+	.32	.02	.00	.00	.00	.00	.02	.02	.00	.00
20	1.05	(352,24)	.00	1.05	.00	.72	.00	.00	.00	.00	.00	.00	.00	.00
			Links	10+	.32	.00	.00	.00	.00	.00	.00	.02	.00	.00
21	1.05	(304,21)	.00	1.05	.00	.68	.00	.00	.02	.00	.00	.02	.00	.00
			Links	10+	.30	.00	.00	.00	.00	.00	.02	.02	.00	.00
22	1.05	(352,24)	.00	1.05	.00	.73	.00	.00	.00	.00	.00	.00	.00	.00
			Links	10+	.32	.00	.00	.00	.00	.00	.00	.00	.00	.00
23	1.05	(352,24)	.00	1.05	.00	.73	.00	.00	.00	.00	.00	.00	.00	.00
			Links	10+	.32	.00	.00	.00	.00	.00	.00	.00	.00	.00
24	1.07	(352,24)	.00	1.07	.00	.75	.00	.00	.00	.00	.00	.00	.00	.00
			Links	10+	.32	.00	.00	.00	.00	.00	.00	.00	.00	.00
25	1.08	(352,24)	.00	1.08	.00	.73	.00	.00	.00	.00	.00	.00	.00	.00
			Links	10+	.35	.00	.00	.00	.00	.00	.00	.00	.00	.00
26	1.08	(352,24)	.00	1.08	.00	.73	.00	.00	.00	.00	.00	.00	.00	.00
			Links	10+	.35	.00	.00	.00	.00	.00	.00	.00	.00	.00

LINK CONTRIBUTION TABLES

MAXIMUM 8-HOUR AVERAGED LINK CONTRIBUTIONS
IN PARTS PER MILLION (PPM)
INCLUDING AMBIENT BACKGROUND CONCENTRATIONS.

Rcptr No.	Total Conc	Ending Day Hr	Ambient Backgnd	Total Link	Link +1	Link +2	Link +3	Link +4	Link +5	Link +6	Link +7	Link +8	Link +9	Link +10
27	1.10	(352,24)	.00	1.10	.00	.75	.00	.00	.00	.00	.00	.00	.00	.00
				Links 10+	.35	.00	.00	.00	.00	.00	.00	.00	.00	.00
28	1.10	(352,24)	.00	1.10	.00	.75	.00	.00	.00	.00	.00	.00	.00	.00
				Links 10+	.35	.00	.00	.00	.00	.00	.00	.00	.00	.00
29	1.08	(352,24)	.00	1.08	.00	.75	.00	.00	.00	.00	.00	.00	.00	.00
				Links 10+	.33	.00	.00	.00	.00	.00	.00	.00	.00	.00
30	1.08	(352,24)	.00	1.08	.00	.75	.00	.00	.00	.00	.00	.00	.00	.02
				Links 10+	.32	.00	.00	.00	.00	.00	.00	.00	.00	.00
31	1.08	(352,24)	.00	1.08	.00	.72	.03	.00	.00	.00	.00	.00	.00	.05
				Links 10+	.28	.00	.00	.00	.00	.00	.00	.00	.00	.00
32	1.02	(352,24)	.00	1.02	.00	.58	.12	.00	.00	.00	.00	.00	.00	.07
				Links 10+	.25	.00	.00	.00	.00	.00	.00	.00	.00	.00
33	.97	(352,24)	.00	.97	.00	.43	.23	.00	.00	.00	.00	.00	.02	.03
				Links 10+	.25	.00	.00	.00	.00	.00	.00	.00	.00	.00
34	.90	(352,24)	.00	.90	.00	.33	.25	.05	.00	.00	.00	.00	.03	.00
				Links 10+	.23	.00	.00	.00	.00	.00	.00	.00	.00	.00
35	.93	(243, 1)	.00	.93	.00	.00	.00	.16	.23	.04	.04	.17	.00	.00
				Links 10+	.00	.00	.00	.00	.00	.00	.29	.00	.00	.00
36	1.11	(243, 1)	.00	1.11	.00	.00	.00	.14	.30	.04	.06	.19	.00	.00
				Links 10+	.00	.00	.00	.00	.00	.00	.39	.00	.00	.00
37	1.29	(267,23)	.00	1.29	.00	.00	.00	.10	.35	.03	.04	.21	.00	.00
				Links 10+	.00	.00	.01	.00	.00	.00	.55	.00	.00	.00
38	1.65	(304,19)	.00	1.65	.00	.00	.00	.08	.43	.02	.02	.25	.02	.00
				Links 10+	.00	.00	.03	.00	.00	.00	.80	.00	.00	.00
39	1.87	(304,19)	.00	1.87	.00	.00	.00	.00	.52	.02	.02	.27	.00	.00
				Links 10+	.00	.00	.03	.00	.00	.00	1.02	.00	.00	.00
40	1.87	(304,19)	.00	1.87	.00	.00	.00	.00	.55	.02	.02	.28	.00	.00
				Links 10+	.00	.00	.03	.00	.00	.00	.97	.00	.00	.00
41	1.75	(238,17)	.00	1.75	.00	.00	.00	.00	.47	.00	.00	.28	.00	.00
				Links 10+	.00	.00	.00	.00	.00	.00	1.00	.00	.00	.00
42	1.62	(238,17)	.00	1.62	.00	.00	.00	.00	.47	.00	.00	.28	.00	.00
				Links 10+	.00	.00	.00	.00	.00	.00	.87	.00	.00	.00
43	1.42	(27,14)	.00	1.43	.00	.06	.00	.04	.35	.00	.00	.09	.04	.01
				Links 10+	.10	.00	.00	.00	.00	.00	.74	.00	.00	.00
44	1.25	(352,24)	.00	1.25	.00	.07	.00	.03	.45	.00	.00	.13	.02	.00
				Links 10+	.07	.00	.02	.00	.00	.00	.47	.00	.00	.00
45	1.13	(352,24)	.00	1.13	.00	.07	.00	.02	.48	.00	.00	.15	.00	.00
				Links 10+	.07	.00	.02	.00	.00	.00	.33	.00	.00	.00

JOB: HSS FDR Air Quality Build/105' Jets

RUN: FDR DRIVE BET E 67TH-75TH STS/105' JETS

LINK CONTRIBUTION TABLES

MAXIMUM 8-HOUR AVERAGED LINK CONTRIBUTIONS
IN PARTS PER MILLION (PPM)
INCLUDING AMBIENT BACKGROUND CONCENTRATIONS.

Rcptr No.	Total Conc	Ending Day Hr	Ambient Backgnd	Total Link		Link +1	Link +2	Link +3	Link +4	Link +5	Link +6	Link +7	Link +8	Link +9	Link +10
46	1.05	(352,24)	.00	1.05		.00	.07	.00	.00	.50	.00	.00	.15	.00	.00
					Links 10+	.07	.00	.02	.00	.00	.00	.25	.00	.00	.00
47	.98	(352,24)	.00	.98		.00	.07	.00	.00	.50	.00	.00	.17	.00	.00
					Links 10+	.07	.00	.02	.00	.00	.00	.17	.00	.00	.00
48	.98	(352,24)	.00	.98		.00	.07	.00	.00	.52	.00	.00	.18	.00	.00
					Links 10+	.07	.00	.02	.00	.00	.00	.13	.00	.00	.00
49	.98	(352,24)	.00	.98		.00	.07	.00	.00	.52	.00	.00	.18	.00	.00
					Links 10+	.07	.00	.02	.00	.00	.00	.13	.00	.00	.00
50	1.00	(352,24)	.00	1.00		.00	.07	.00	.00	.55	.00	.00	.22	.00	.00
					Links 10+	.07	.00	.02	.00	.00	.00	.08	.00	.00	.00
51	.98	(352,24)	.00	.98		.00	.07	.00	.00	.55	.00	.00	.22	.00	.00
					Links 10+	.07	.00	.02	.00	.00	.00	.07	.00	.00	.00
52	.98	(352,24)	.00	.98		.00	.07	.00	.00	.55	.00	.00	.22	.00	.00
					Links 10+	.07	.00	.02	.00	.00	.00	.07	.00	.00	.00
53	.98	(352,24)	.00	.98		.00	.05	.00	.00	.57	.00	.00	.23	.00	.00
					Links 10+	.05	.00	.02	.00	.00	.00	.07	.00	.00	.00
54	.98	(352,24)	.00	.98		.00	.05	.00	.00	.57	.00	.02	.23	.00	.00
					Links 10+	.05	.00	.00	.00	.00	.00	.07	.00	.00	.00
55	.97	(352,24)	.00	.97		.00	.05	.00	.00	.55	.02	.05	.20	.00	.00
					Links 10+	.05	.00	.00	.00	.00	.00	.05	.00	.00	.00
56	.97	(352,24)	.00	.97		.00	.05	.00	.00	.47	.10	.08	.17	.00	.00
					Links 10+	.05	.00	.00	.00	.00	.00	.05	.00	.00	.00
57	1.30	(238,17)	.00	1.30		.42	.07	.00	.00	.00	.00	.00	.00	.00	.00
					Links 10+	.07	.23	.00	.00	.00	.00	.00	.52	.00	.00
58	1.37	(238,17)	.00	1.37		.45	.03	.00	.00	.00	.00	.00	.00	.00	.00
					Links 10+	.05	.25	.00	.00	.00	.00	.00	.58	.00	.00
59	1.36	(297,15)	.00	1.36		.43	.06	.00	.00	.00	.00	.00	.00	.00	.00
					Links 10+	.10	.26	.00	.00	.00	.00	.00	.51	.00	.00
60	1.37	(297,15)	.00	1.37		.44	.06	.00	.00	.00	.00	.00	.00	.00	.00
					Links 10+	.07	.27	.00	.00	.00	.00	.00	.53	.00	.00

JOB: HSS FDR Air Quality Build/105' Jets

RUN: FDR DRIVE BET E 67TH-75TH STS/105' JETS

LINK CONTRIBUTION TABLES

SECOND HIGHEST 8-HOUR AVERAGED LINK CONTRIBUTIONS
IN PARTS PER MILLION (PPM)
INCLUDING AMBIENT BACKGROUND CONCENTRATIONS.

Rcptr No.	Total Conc	Ending Day Hr	Ambient Backgnd	Total Link	Link +1	Link +2	Link +3	Link +4	Link +5	Link +6	Link +7	Link +8	Link +9	Link +10
1	1.14	(114,13)	.00	1.14	.21	.30	.00	.00	.00	.00	.00	.00	.00	.00
			Links	10+	.20	.14	.00	.00	.00	.00	.00	.29	.00	.00
2	1.07	(304,19)	.00	1.07	.00	.68	.00	.00	.00	.00	.00	.00	.00	.00
			Links	10+	.37	.00	.00	.00	.00	.02	.00	.00	.00	.00
3	1.08	(352,24)	.00	1.08	.23	.40	.00	.00	.00	.00	.00	.00	.00	.00
			Links	10+	.10	.17	.00	.00	.00	.00	.00	.18	.00	.00
4	1.12	(352,24)	.00	1.12	.17	.48	.00	.00	.00	.00	.00	.00	.00	.00
			Links	10+	.12	.15	.00	.00	.00	.00	.00	.20	.00	.00
5	1.15	(304,21)	.00	1.15	.05	.70	.00	.00	.00	.00	.00	.00	.00	.00
			Links	10+	.30	.03	.00	.00	.00	.02	.00	.05	.00	.00
6	1.12	(352,24)	.00	1.12	.12	.57	.00	.00	.00	.00	.00	.00	.00	.00
			Links	10+	.17	.12	.00	.00	.00	.00	.00	.15	.00	.00
7	1.08	(304,21)	.00	1.08	.03	.67	.00	.00	.00	.00	.00	.00	.00	.00
			Links	10+	.30	.03	.00	.00	.00	.02	.00	.03	.00	.00
8	1.12	(352,24)	.00	1.12	.07	.63	.00	.00	.00	.00	.00	.00	.00	.00
			Links	10+	.22	.08	.00	.00	.00	.00	.00	.12	.00	.00
9	1.10	(352,24)	.00	1.10	.07	.63	.00	.00	.00	.00	.00	.00	.00	.00
			Links	10+	.22	.08	.00	.00	.00	.00	.00	.10	.00	.00
10	1.12	(352,24)	.00	1.12	.07	.65	.00	.00	.00	.00	.00	.00	.00	.00
			Links	10+	.23	.07	.00	.00	.00	.00	.00	.10	.00	.00
11	1.08	(352,24)	.00	1.08	.05	.67	.00	.00	.00	.00	.00	.00	.00	.00
			Links	10+	.25	.05	.00	.00	.00	.00	.00	.07	.00	.00
12	1.07	(304,21)	.00	1.07	.02	.68	.00	.00	.00	.00	.00	.00	.00	.00
			Links	10+	.32	.02	.00	.00	.00	.02	.00	.02	.00	.00
13	1.12	(352,24)	.00	1.12	.05	.68	.00	.00	.00	.00	.00	.00	.00	.00
			Links	10+	.28	.05	.00	.00	.00	.00	.00	.05	.00	.00
14	1.12	(352,24)	.00	1.12	.03	.68	.00	.00	.00	.00	.00	.00	.00	.00
			Links	10+	.30	.05	.00	.00	.00	.00	.00	.05	.00	.00
15	1.10	(304,21)	.00	1.10	.02	.70	.00	.00	.02	.00	.00	.02	.00	.00
			Links	10+	.30	.02	.00	.00	.00	.02	.00	.02	.00	.00
16	1.08	(352,24)	.00	1.08	.00	.68	.00	.00	.00	.00	.00	.00	.00	.00
			Links	10+	.30	.05	.00	.00	.00	.00	.00	.05	.00	.00
17	1.03	(352,24)	.00	1.03	.00	.68	.00	.00	.00	.00	.00	.00	.00	.00
			Links	10+	.30	.02	.00	.00	.00	.00	.00	.03	.00	.00
18	1.07	(352,24)	.00	1.07	.00	.72	.00	.00	.00	.00	.00	.00	.00	.00
			Links	10+	.32	.00	.00	.00	.00	.00	.00	.03	.00	.00
19	1.05	(352,24)	.00	1.05	.00	.72	.00	.00	.00	.00	.00	.00	.00	.00
			Links	10+	.32	.00	.00	.00	.00	.00	.00	.02	.00	.00

JOB: HSS FDR Air Quality Build/105' Jets

RUN: FDR DRIVE BET E 67TH-75TH STS/105' JETS

LINK CONTRIBUTION TABLES

SECOND HIGHEST 8-HOUR AVERAGED LINK CONTRIBUTIONS
IN PARTS PER MILLION (PPM)
INCLUDING AMBIENT BACKGROUND CONCENTRATIONS.

Rcptr No.	Total Conc	Ending Day Hr	Ambient Backgnd	Total Link	Link +1	Link +2	Link +3	Link +4	Link +5	Link +6	Link +7	Link +8	Link +9	Link +10
20	1.05	(304,21)	.00	1.05	.00	.68	.00	.00	.02	.00	.00	.02	.00	.00
				Links 10+	.30	.00	.00	.00	.00	.00	.02	.02	.00	.00
21	1.03	(352,24)	.00	1.03	.00	.72	.00	.00	.00	.00	.00	.00	.00	.00
				Links 10+	.32	.00	.00	.00	.00	.00	.00	.00	.00	.00
22	1.05	(304,21)	.00	1.05	.00	.70	.00	.00	.02	.00	.02	.02	.00	.00
				Links 10+	.28	.00	.00	.00	.00	.00	.02	.00	.00	.00
23	1.03	(304,21)	.00	1.03	.00	.70	.00	.00	.02	.00	.02	.02	.00	.00
				Links 10+	.27	.00	.00	.00	.00	.00	.02	.00	.00	.00
24	1.05	(304,21)	.00	1.05	.00	.68	.02	.00	.02	.00	.02	.02	.00	.00
				Links 10+	.28	.00	.00	.00	.00	.00	.02	.00	.00	.00
25	1.05	(304,21)	.00	1.05	.00	.68	.02	.00	.02	.00	.02	.02	.00	.02
				Links 10+	.27	.00	.00	.00	.00	.00	.02	.00	.00	.00
26	1.03	(304,21)	.00	1.03	.00	.67	.02	.00	.02	.00	.02	.02	.00	.02
				Links 10+	.27	.00	.00	.00	.00	.00	.02	.00	.00	.00
27	1.05	(304,21)	.00	1.05	.00	.67	.03	.02	.02	.02	.02	.02	.00	.02
				Links 10+	.23	.00	.00	.00	.00	.00	.02	.00	.00	.00
28	1.03	(304,21)	.00	1.03	.00	.63	.03	.02	.02	.02	.02	.02	.02	.03
				Links 10+	.22	.00	.00	.00	.00	.00	.02	.00	.00	.00
29	1.03	(304,21)	.00	1.03	.00	.60	.05	.02	.02	.02	.02	.03	.02	.07
				Links 10+	.18	.00	.00	.00	.00	.00	.02	.00	.00	.00
30	1.02	(304,21)	.00	1.02	.00	.52	.12	.03	.03	.02	.02	.03	.02	.08
				Links 10+	.12	.00	.00	.00	.00	.00	.03	.00	.00	.00
31	.99	(47,12)	.00	.99	.00	.66	.00	.00	.00	.00	.00	.00	.00	.00
				Links 10+	.31	.00	.00	.00	.00	.01	.00	.00	.00	.00
32	.94	(27,13)	.00	.94	.00	.61	.01	.00	.00	.00	.00	.00	.00	.00
				Links 10+	.31	.00	.00	.00	.00	.00	.00	.00	.00	.00
33	.94	(27,14)	.00	.94	.00	.46	.15	.00	.00	.00	.00	.00	.00	.00
				Links 10+	.33	.00	.00	.00	.00	.00	.00	.00	.00	.00
34	.89	(27,13)	.00	.89	.00	.35	.24	.00	.00	.00	.00	.00	.00	.01
				Links 10+	.29	.00	.00	.00	.00	.00	.00	.00	.00	.00
35	.91	(267,23)	.00	.91	.00	.00	.00	.20	.20	.03	.03	.18	.03	.00
				Links 10+	.00	.00	.00	.00	.00	.00	.26	.00	.00	.00
36	1.04	(267,23)	.00	1.04	.00	.00	.00	.18	.24	.03	.03	.19	.00	.00
				Links 10+	.00	.00	.01	.00	.00	.00	.38	.00	.00	.00
37	1.27	(243, 1)	.00	1.27	.00	.00	.00	.09	.37	.04	.06	.19	.00	.00
				Links 10+	.00	.00	.00	.00	.00	.00	.53	.00	.00	.00
38	1.53	(267,23)	.00	1.53	.00	.00	.00	.00	.50	.03	.04	.23	.00	.00
				Links 10+	.00	.00	.01	.00	.00	.00	.73	.00	.00	.00

JOB: HSS FDR Air Quality Build/105' Jets

RUN: FDR DRIVE BET E 67TH-75TH STS/105' JETS

LINK CONTRIBUTION TABLES

SECOND HIGHEST 8-HOUR AVERAGED LINK CONTRIBUTIONS
IN PARTS PER MILLION (PPM)
INCLUDING AMBIENT BACKGROUND CONCENTRATIONS.

Rcptr No.	Total Conc	Ending Day Hr	Ambient Backgnd	Total Link	Link +1	Link +2	Link +3	Link +4	Link +5	Link +6	Link +7	Link +8	Link +9	Link +10
39	1.83	(297,15)	.00	1.83	.00	.00	.00	.00	.47	.00	.00	.29	.00	.00
			Links	10+	.00	.00	.01	.00	.00	.00	1.06	.00	.00	.00
40	1.80	(297,15)	.00	1.80	.00	.00	.00	.00	.47	.00	.00	.30	.00	.00
			Links	10+	.00	.00	.01	.00	.00	.00	1.01	.00	.00	.00
41	1.70	(125,13)	.00	1.70	.00	.00	.00	.00	.47	.00	.00	.23	.00	.00
			Links	10+	.00	.00	.03	.00	.00	.00	.97	.00	.00	.00
42	1.59	(114,13)	.00	1.59	.00	.00	.00	.00	.44	.00	.00	.27	.00	.00
			Links	10+	.00	.00	.01	.00	.00	.00	.86	.00	.00	.00
43	1.36	(38,22)	.00	1.36	.00	.04	.00	.01	.40	.01	.01	.11	.04	.00
			Links	10+	.04	.00	.00	.00	.00	.00	.67	.00	.00	.00
44	1.23	(27,13)	.00	1.23	.00	.06	.00	.04	.38	.00	.00	.10	.03	.00
			Links	10+	.10	.00	.00	.00	.00	.00	.52	.00	.00	.00
45	1.07	(27,13)	.00	1.08	.00	.05	.00	.01	.41	.00	.00	.13	.03	.00
			Links	10+	.09	.00	.00	.00	.00	.00	.36	.00	.00	.00
46	.99	(27,13)	.00	.99	.00	.05	.00	.00	.43	.00	.00	.14	.03	.00
			Links	10+	.08	.00	.00	.00	.00	.00	.27	.00	.00	.00
47	.92	(304,21)	.00	.92	.00	.02	.00	.00	.52	.03	.05	.20	.00	.00
			Links	10+	.02	.00	.03	.00	.00	.00	.05	.00	.00	.00
48	.90	(304,21)	.00	.90	.00	.02	.00	.00	.50	.03	.05	.20	.00	.00
			Links	10+	.02	.00	.03	.00	.00	.00	.05	.00	.00	.00
49	.90	(304,21)	.00	.90	.00	.02	.00	.00	.50	.05	.05	.20	.00	.00
			Links	10+	.02	.00	.03	.00	.00	.00	.03	.00	.00	.00
50	.93	(304,21)	.00	.93	.00	.02	.00	.00	.53	.05	.07	.20	.00	.00
			Links	10+	.02	.00	.02	.00	.00	.00	.03	.00	.00	.00
51	.90	(304,21)	.00	.90	.00	.02	.00	.00	.52	.07	.10	.17	.00	.00
			Links	10+	.02	.00	.00	.00	.00	.00	.02	.00	.00	.00
52	.90	(304,21)	.00	.90	.00	.02	.00	.00	.50	.08	.12	.15	.00	.00
			Links	10+	.02	.00	.00	.00	.00	.00	.02	.00	.00	.00
53	.93	(304,21)	.00	.93	.00	.02	.00	.00	.47	.13	.15	.13	.00	.00
			Links	10+	.02	.00	.00	.00	.00	.00	.02	.00	.00	.00
54	.95	(304,21)	.00	.95	.00	.02	.00	.00	.43	.18	.18	.10	.00	.00
			Links	10+	.02	.00	.00	.00	.00	.00	.02	.00	.00	.00
55	.93	(304,21)	.00	.93	.00	.02	.00	.00	.33	.27	.23	.05	.00	.00
			Links	10+	.02	.00	.00	.00	.00	.00	.02	.00	.00	.00
56	.85	(304,21)	.00	.85	.00	.02	.00	.00	.13	.40	.23	.03	.00	.00
			Links	10+	.02	.00	.00	.00	.00	.00	.02	.00	.00	.00
57	1.25	(11,13)	.00	1.25	.35	.08	.00	.00	.00	.00	.00	.00	.00	.00
			Links	10+	.04	.24	.00	.00	.00	.00	.00	.55	.00	.00

JOB: HSS FDR Air Quality Build/105' Jets

RUN: FDR DRIVE BET E 67TH-75TH STS/105' JETS

LINK CONTRIBUTION TABLES

SECOND HIGHEST 8-HOUR AVERAGED LINK CONTRIBUTIONS
IN PARTS PER MILLION (PPM)
INCLUDING AMBIENT BACKGROUND CONCENTRATIONS.

Rcptr No.	Total Conc	Ending Day Hr	Ambient Backgnd	Total Link	Link +1	Link +2	Link +3	Link +4	Link +5	Link +6	Link +7	Link +8	Link +9	Link +10
58	1.34	(297,15)	.00	1.34	.41	.11	.00	.00	.00	.00	.00	.00	.00	.00
			Links	10+	.19	.19	.00	.00	.00	.00	.00	.44	.00	.00
59	1.30	(304,19)	.00	1.30	.43	.15	.00	.00	.00	.00	.00	.00	.00	.00
			Links	10+	.17	.17	.00	.00	.00	.00	.00	.38	.00	.00
60	1.35	(304,19)	.00	1.35	.47	.12	.00	.00	.00	.00	.00	.00	.00	.00
			Links	10+	.12	.22	.00	.00	.00	.00	.00	.43	.00	.00

MAXIMUM 1-HOUR AVERAGED LINK CONTRIBUTIONS
IN PARTS PER MILLION (PPM)
INCLUDING AMBIENT BACKGROUND CONCENTRATIONS.

Rcptr No.	Total Conc	Ending Day Hr	Ambient Backgnd	Total Link	Link +1	Link +2	Link +3	Link +4	Link +5	Link +6	Link +7	Link +8	Link +9	Link +10
1	2.40	(24,17)	.00	2.40	.80	.00	.00	.00	.00	.00	.00	.00	.00	.00
			Links	10+	.00	.50	.00	.00	.00	.00	.00	1.10	.00	.00
2	2.50	(24,17)	.00	2.50	.40	.60	.00	.00	.00	.00	.00	.00	.00	.00
			Links	10+	.00	.50	.00	.00	.00	.00	.00	1.00	.00	.00
3	2.40	(21, 8)	.00	2.40	.50	.70	.00	.00	.00	.00	.00	.00	.00	.00
			Links	10+	.00	.50	.00	.00	.00	.00	.00	.70	.00	.00
4	2.50	(21, 8)	.00	2.50	.30	1.00	.00	.00	.00	.00	.00	.00	.00	.00
			Links	10+	.10	.40	.00	.00	.00	.00	.00	.70	.00	.00
5	2.50	(21, 8)	.00	2.50	.20	1.10	.00	.00	.00	.00	.00	.00	.00	.00
			Links	10+	.20	.40	.00	.00	.00	.00	.00	.60	.00	.00
6	2.40	(21, 8)	.00	2.40	.20	1.10	.00	.00	.00	.00	.00	.00	.00	.00
			Links	10+	.30	.30	.00	.00	.00	.00	.00	.50	.00	.00
7	2.30	(21, 8)	.00	2.30	.10	1.20	.00	.00	.00	.00	.00	.00	.00	.00
			Links	10+	.40	.20	.00	.00	.00	.00	.00	.40	.00	.00
8	2.30	(21, 8)	.00	2.30	.10	1.20	.00	.00	.00	.00	.00	.00	.00	.00
			Links	10+	.50	.20	.00	.00	.00	.00	.00	.30	.00	.00
9	2.30	(21, 8)	.00	2.30	.10	1.30	.00	.00	.00	.00	.00	.00	.00	.00
			Links	10+	.50	.20	.00	.00	.00	.00	.00	.20	.00	.00
10	2.30	(21, 8)	.00	2.30	.10	1.30	.00	.00	.00	.00	.00	.00	.00	.00
			Links	10+	.60	.10	.00	.00	.00	.00	.00	.20	.00	.00
11	2.30	(21, 8)	.00	2.30	.10	1.30	.00	.00	.00	.00	.00	.00	.00	.00
			Links	10+	.60	.10	.00	.00	.00	.00	.00	.20	.00	.00
12	2.10	(21, 8)	.00	2.10	.00	1.30	.00	.00	.00	.00	.00	.00	.00	.00
			Links	10+	.60	.10	.00	.00	.00	.00	.00	.10	.00	.00

JOB: HSS FDR Air Quality Build/105' Jets

RUN: FDR DRIVE BET E 67TH-75TH STS/105' JETS

LINK CONTRIBUTION TABLES

MAXIMUM 1-HOUR AVERAGED LINK CONTRIBUTIONS
IN PARTS PER MILLION (PPM)
INCLUDING AMBIENT BACKGROUND CONCENTRATIONS.

Rcptr No.	Total Conc	Ending Day Hr	Ambient Backgnd	Total Link	Link +1	Link +2	Link +3	Link +4	Link +5	Link +6	Link +7	Link +8	Link +9	Link +10
13	2.10	(21, 8)	.00	2.10	.00	1.30	.00	.00	.00	.00	.00	.00	.00	.00
				Links 10+	.60	.10	.00	.00	.00	.00	.00	.10	.00	.00
14	2.10	(225, 7)	.00	2.10	.10	1.20	.00	.00	.00	.00	.00	.00	.00	.00
				Links 10+	.50	.10	.00	.00	.00	.00	.00	.20	.00	.00
15	2.20	(21, 8)	.00	2.20	.00	1.30	.00	.00	.00	.00	.00	.00	.00	.00
				Links 10+	.70	.10	.00	.00	.00	.00	.00	.10	.00	.00
16	2.20	(21, 8)	.00	2.20	.00	1.30	.00	.00	.00	.00	.00	.00	.00	.00
				Links 10+	.70	.10	.00	.00	.00	.00	.00	.10	.00	.00
17	2.10	(21, 8)	.00	2.10	.00	1.30	.00	.00	.00	.00	.00	.00	.00	.00
				Links 10+	.70	.00	.00	.00	.00	.00	.00	.10	.00	.00
18	2.20	(21, 8)	.00	2.20	.00	1.40	.00	.00	.00	.00	.00	.00	.00	.00
				Links 10+	.70	.00	.00	.00	.00	.00	.00	.10	.00	.00
19	2.10	(21, 8)	.00	2.10	.00	1.40	.00	.00	.00	.00	.00	.00	.00	.00
				Links 10+	.70	.00	.00	.00	.00	.00	.00	.00	.00	.00
20	2.10	(21, 8)	.00	2.10	.00	1.40	.00	.00	.00	.00	.00	.00	.00	.00
				Links 10+	.70	.00	.00	.00	.00	.00	.00	.00	.00	.00
21	2.10	(21, 8)	.00	2.10	.00	1.40	.00	.00	.00	.00	.00	.00	.00	.00
				Links 10+	.70	.00	.00	.00	.00	.00	.00	.00	.00	.00
22	2.20	(21, 8)	.00	2.20	.00	1.40	.00	.00	.00	.00	.00	.00	.00	.00
				Links 10+	.70	.00	.00	.00	.00	.10	.00	.00	.00	.00
23	2.20	(21, 8)	.00	2.20	.00	1.40	.00	.00	.00	.00	.00	.00	.00	.00
				Links 10+	.70	.00	.00	.00	.00	.10	.00	.00	.00	.00
24	2.20	(21, 8)	.00	2.20	.00	1.40	.00	.00	.00	.00	.00	.00	.00	.00
				Links 10+	.70	.00	.00	.00	.00	.10	.00	.00	.00	.00
25	2.20	(21, 8)	.00	2.20	.00	1.40	.00	.00	.00	.00	.00	.00	.00	.00
				Links 10+	.70	.00	.00	.00	.00	.10	.00	.00	.00	.00
26	2.20	(21, 8)	.00	2.20	.00	1.40	.00	.00	.00	.00	.00	.00	.00	.00
				Links 10+	.70	.00	.00	.00	.00	.10	.00	.00	.00	.00
27	2.20	(21, 8)	.00	2.20	.00	1.40	.00	.00	.00	.00	.00	.00	.00	.00
				Links 10+	.70	.00	.00	.00	.00	.10	.00	.00	.00	.00
28	2.20	(21, 8)	.00	2.20	.00	1.40	.00	.00	.00	.00	.00	.00	.00	.00
				Links 10+	.70	.00	.00	.00	.00	.10	.00	.00	.00	.00
29	2.20	(21, 8)	.00	2.20	.00	1.40	.00	.00	.00	.00	.00	.00	.00	.00
				Links 10+	.70	.00	.00	.00	.00	.10	.00	.00	.00	.00
30	2.20	(21, 8)	.00	2.20	.00	1.40	.00	.00	.00	.00	.00	.00	.00	.00
				Links 10+	.70	.00	.00	.00	.00	.10	.00	.00	.00	.00
31	2.20	(21, 8)	.00	2.20	.00	1.40	.00	.00	.00	.00	.00	.00	.00	.00
				Links 10+	.70	.00	.00	.00	.00	.10	.00	.00	.00	.00

JOB: HSS FDR Air Quality Build/105' Jets

RUN: FDR DRIVE BET E 67TH-75TH STS/105' JETS

LINK CONTRIBUTION TABLES

MAXIMUM 1-HOUR AVERAGED LINK CONTRIBUTIONS
IN PARTS PER MILLION (PPM)
INCLUDING AMBIENT BACKGROUND CONCENTRATIONS.

Rcptr No.	Total Conc	Ending Day Hr	Ambient Backgnd	Total Link	Link +1	Link +2	Link +3	Link +4	Link +5	Link +6	Link +7	Link +8	Link +9	Link +10
32	2.10	(21, 8)	.00	2.10	.00	1.30	.00	.00	.00	.00	.00	.00	.00	.00
				Links 10+	.70	.00	.00	.00	.00	.10	.00	.00	.00	.00
33	2.10	(21, 8)	.00	2.10	.00	.90	.40	.00	.00	.00	.00	.00	.00	.00
				Links 10+	.70	.00	.00	.00	.00	.10	.00	.00	.00	.00
34	2.00	(21, 8)	.00	2.00	.00	.60	.60	.00	.00	.00	.00	.00	.00	.00
				Links 10+	.70	.00	.00	.00	.00	.10	.00	.00	.00	.00
35	1.80	(21, 8)	.00	1.80	.00	.40	.50	.10	.00	.00	.00	.00	.00	.10
				Links 10+	.60	.00	.00	.00	.00	.10	.00	.00	.00	.00
36	2.00	(307,21)	.00	2.00	.00	.00	.00	.30	.50	.10	.10	.30	.00	.00
				Links 10+	.00	.00	.00	.00	.00	.00	.70	.00	.00	.00
37	2.50	(307,21)	.00	2.50	.00	.00	.00	.20	.70	.10	.10	.40	.00	.00
				Links 10+	.00	.00	.00	.00	.00	.00	1.00	.00	.00	.00
38	3.30	(304,18)	.00	3.30	.00	.00	.00	.10	.90	.00	.00	.50	.00	.00
				Links 10+	.00	.00	.10	.00	.00	.00	1.70	.00	.00	.00
39	3.50	(304,18)	.00	3.50	.00	.00	.00	.00	1.00	.00	.00	.50	.00	.00
				Links 10+	.00	.00	.10	.00	.00	.00	1.90	.00	.00	.00
40	3.30	(192,16)	.00	3.30	.00	.00	.00	.00	1.00	.00	.00	.50	.00	.00
				Links 10+	.00	.00	.10	.00	.00	.00	1.70	.00	.00	.00
41	3.20	(21, 8)	.00	3.20	.00	.10	.10	.20	.70	.00	.00	.10	.20	.10
				Links 10+	.20	.00	.00	.00	.00	.00	1.50	.00	.00	.00
42	3.20	(21, 8)	.00	3.20	.00	.10	.00	.10	.80	.00	.00	.10	.10	.10
				Links 10+	.20	.00	.00	.00	.00	.00	1.70	.00	.00	.00
43	3.40	(21, 8)	.00	3.40	.00	.10	.00	.10	.90	.00	.00	.20	.10	.10
				Links 10+	.10	.00	.00	.00	.00	.00	1.80	.00	.00	.00
44	2.90	(21, 8)	.00	2.90	.00	.10	.00	.10	.90	.00	.00	.30	.10	.00
				Links 10+	.10	.00	.00	.00	.00	.00	1.30	.00	.00	.00
45	2.60	(225, 7)	.00	2.60	.00	.20	.00	.10	.80	.00	.00	.20	.10	.10
				Links 10+	.20	.00	.00	.00	.00	.00	.90	.00	.00	.00
46	2.20	(208,20)	.00	2.20	.00	.20	.00	.10	.80	.00	.00	.20	.10	.00
				Links 10+	.20	.00	.00	.00	.00	.00	.60	.00	.00	.00
47	2.10	(208,20)	.00	2.10	.00	.20	.00	.10	.80	.00	.00	.20	.10	.00
				Links 10+	.20	.00	.00	.00	.00	.00	.50	.00	.00	.00
48	1.90	(21, 8)	.00	1.90	.00	.00	.00	.00	1.00	.00	.00	.40	.00	.00
				Links 10+	.10	.00	.10	.00	.00	.00	.30	.00	.00	.00
49	1.90	(21, 8)	.00	1.90	.00	.00	.00	.00	1.00	.00	.00	.50	.00	.00
				Links 10+	.10	.00	.10	.00	.00	.00	.20	.00	.00	.00
50	1.80	(21, 8)	.00	1.80	.00	.00	.00	.00	1.00	.00	.00	.50	.00	.00
				Links 10+	.10	.00	.10	.00	.00	.00	.10	.00	.00	.00

JOB: HSS FDR Air Quality Build/105' Jets

RUN: FDR DRIVE BET E 67TH-75TH STS/105' JETS

LINK CONTRIBUTION TABLES

MAXIMUM 1-HOUR AVERAGED LINK CONTRIBUTIONS
IN PARTS PER MILLION (PPM)
INCLUDING AMBIENT BACKGROUND CONCENTRATIONS.

Rcptr No.	Total Conc	Ending Day Hr	Ambient Backgnd	Total Link	Link +1	Link +2	Link +3	Link +4	Link +5	Link +6	Link +7	Link +8	Link +9	Link +10
51	1.80	(21, 8)	.00	1.80	.00	.00	.00	.00	1.00	.00	.00	.50	.00	.00
			Links	10+	.10	.00	.10	.00	.00	.00	.10	.00	.00	.00
52	1.80	(21, 8)	.00	1.80	.00	.00	.00	.00	1.00	.00	.00	.50	.00	.00
			Links	10+	.10	.00	.10	.00	.00	.00	.10	.00	.00	.00
53	1.80	(304,18)	.00	1.80	.00	.00	.00	.00	.80	.30	.50	.20	.00	.00
			Links	10+	.00	.00	.00	.00	.00	.00	.00	.00	.00	.00
54	1.80	(21, 8)	.00	1.80	.00	.00	.00	.00	1.10	.00	.00	.50	.00	.00
			Links	10+	.00	.00	.10	.00	.00	.00	.10	.00	.00	.00
55	1.80	(21, 8)	.00	1.80	.00	.00	.00	.00	1.10	.00	.00	.50	.00	.00
			Links	10+	.00	.00	.10	.00	.00	.00	.10	.00	.00	.00
56	1.70	(21, 8)	.00	1.70	.00	.00	.00	.00	1.10	.00	.00	.50	.00	.00
			Links	10+	.00	.00	.10	.00	.00	.00	.00	.00	.00	.00
57	2.30	(11, 8)	.00	2.30	.70	.00	.00	.00	.00	.00	.00	.00	.00	.00
			Links	10+	.00	.50	.00	.00	.00	.00	.00	1.10	.00	.00
58	2.40	(192,16)	.00	2.40	.70	.40	.00	.00	.00	.00	.00	.00	.00	.00
			Links	10+	.40	.30	.00	.00	.00	.00	.00	.60	.00	.00
59	2.50	(192,16)	.00	2.50	.80	.30	.00	.00	.00	.00	.00	.00	.00	.00
			Links	10+	.30	.30	.00	.00	.00	.00	.00	.80	.00	.00
60	2.50	(192,16)	.00	2.50	.90	.20	.00	.00	.00	.00	.00	.00	.00	.00
			Links	10+	.20	.40	.00	.00	.00	.00	.00	.80	.00	.00

SECOND HIGHEST 1-HOUR AVERAGED LINK CONTRIBUTIONS
IN PARTS PER MILLION (PPM)
INCLUDING AMBIENT BACKGROUND CONCENTRATIONS.

Rcptr No.	Total Conc	Ending Day Hr	Ambient Backgnd	Total Link	Link +1	Link +2	Link +3	Link +4	Link +5	Link +6	Link +7	Link +8	Link +9	Link +10
1	2.10	(192,16)	.00	2.10	.20	1.10	.00	.00	.00	.00	.00	.00	.00	.00
			Links	10+	.60	.10	.00	.00	.00	.00	.00	.10	.00	.00
2	2.30	(21, 8)	.00	2.30	.80	.30	.00	.00	.00	.00	.00	.00	.00	.00
			Links	10+	.00	.50	.00	.00	.00	.00	.00	.70	.00	.00
3	2.20	(24,17)	.00	2.20	.10	.90	.00	.00	.00	.00	.00	.00	.00	.00
			Links	10+	.20	.30	.00	.00	.00	.00	.00	.70	.00	.00
4	2.20	(24,17)	.00	2.20	.10	1.10	.00	.00	.00	.00	.00	.00	.00	.00
			Links	10+	.40	.20	.00	.00	.00	.00	.00	.40	.00	.00
5	2.10	(47,10)	.00	2.10	.20	.80	.00	.00	.00	.00	.00	.00	.00	.00
			Links	10+	.20	.40	.00	.00	.00	.00	.00	.50	.00	.00

LINK CONTRIBUTION TABLES

SECOND HIGHEST 1-HOUR AVERAGED LINK CONTRIBUTIONS
IN PARTS PER MILLION (PPM)
INCLUDING AMBIENT BACKGROUND CONCENTRATIONS.

Rcptr No.	Total Conc	Ending Day Hr	Ambient Backgnd	Total Link	Link +1	Link +2	Link +3	Link +4	Link +5	Link +6	Link +7	Link +8	Link +9	Link +10
6	2.10	(304,18)	.00	2.10	.00	1.30	.00	.00	.00	.00	.00	.00	.00	.00
				Links 10+	.70	.00	.00	.00	.00	.10	.00	.00	.00	.00
7	2.00	(304,18)	.00	2.00	.00	1.20	.00	.00	.00	.00	.00	.00	.00	.00
				Links 10+	.70	.00	.00	.00	.00	.10	.00	.00	.00	.00
8	2.10	(304,18)	.00	2.10	.00	1.30	.00	.00	.00	.00	.00	.00	.00	.00
				Links 10+	.70	.00	.00	.00	.00	.10	.00	.00	.00	.00
9	2.10	(304,18)	.00	2.10	.00	1.30	.00	.00	.00	.00	.00	.00	.00	.00
				Links 10+	.70	.00	.00	.00	.00	.10	.00	.00	.00	.00
10	2.10	(304,18)	.00	2.10	.00	1.30	.00	.00	.00	.00	.00	.00	.00	.00
				Links 10+	.70	.00	.00	.00	.00	.10	.00	.00	.00	.00
11	2.10	(304,18)	.00	2.10	.00	1.30	.00	.00	.00	.00	.00	.00	.00	.00
				Links 10+	.70	.00	.00	.00	.00	.10	.00	.00	.00	.00
12	2.00	(225, 7)	.00	2.00	.10	1.10	.00	.00	.00	.00	.00	.00	.00	.00
				Links 10+	.40	.20	.00	.00	.00	.00	.00	.20	.00	.00
13	2.10	(304,18)	.00	2.10	.00	1.30	.00	.00	.00	.00	.00	.00	.00	.00
				Links 10+	.70	.00	.00	.00	.00	.10	.00	.00	.00	.00
14	2.10	(21, 8)	.00	2.10	.00	1.30	.00	.00	.00	.00	.00	.00	.00	.00
				Links 10+	.60	.10	.00	.00	.00	.00	.00	.10	.00	.00
15	2.00	(225, 7)	.00	2.00	.10	1.20	.00	.00	.00	.00	.00	.00	.00	.00
				Links 10+	.50	.10	.00	.00	.00	.00	.00	.10	.00	.00
16	2.00	(225, 7)	.00	2.00	.10	1.20	.00	.00	.00	.00	.00	.00	.00	.00
				Links 10+	.50	.10	.00	.00	.00	.00	.00	.10	.00	.00
17	2.00	(225, 7)	.00	2.00	.10	1.20	.00	.00	.00	.00	.00	.00	.00	.00
				Links 10+	.50	.10	.00	.00	.00	.00	.00	.10	.00	.00
18	2.00	(208,20)	.00	2.00	.10	1.30	.00	.00	.00	.00	.00	.00	.00	.00
				Links 10+	.40	.10	.00	.00	.00	.00	.00	.10	.00	.00
19	2.00	(208,20)	.00	2.00	.10	1.30	.00	.00	.00	.00	.00	.00	.00	.00
				Links 10+	.40	.10	.00	.00	.00	.00	.00	.10	.00	.00
20	2.10	(208,20)	.00	2.10	.10	1.30	.00	.00	.00	.00	.00	.00	.00	.00
				Links 10+	.50	.10	.00	.00	.00	.00	.00	.10	.00	.00
21	2.10	(208,20)	.00	2.10	.10	1.30	.00	.00	.00	.00	.00	.00	.00	.00
				Links 10+	.50	.10	.00	.00	.00	.00	.00	.10	.00	.00
22	2.10	(208,20)	.00	2.10	.10	1.30	.00	.00	.00	.00	.00	.00	.00	.00
				Links 10+	.50	.10	.00	.00	.00	.00	.00	.10	.00	.00
23	2.10	(225, 7)	.00	2.10	.00	1.30	.00	.00	.00	.00	.00	.00	.00	.00
				Links 10+	.60	.10	.00	.00	.00	.00	.00	.10	.00	.00
24	2.10	(225, 7)	.00	2.10	.00	1.30	.00	.00	.00	.00	.00	.00	.00	.00
				Links 10+	.60	.10	.00	.00	.00	.00	.00	.10	.00	.00

LINK CONTRIBUTION TABLES

SECOND HIGHEST 1-HOUR AVERAGED LINK CONTRIBUTIONS
IN PARTS PER MILLION (PPM)
INCLUDING AMBIENT BACKGROUND CONCENTRATIONS.

Rcptr No.	Total Conc	Ending Day Hr	Ambient Backgnd	Total Link	Link +1	Link +2	Link +3	Link +4	Link +5	Link +6	Link +7	Link +8	Link +9	Link +10
25	2.10	(225, 7)	.00	2.10	.00	1.30	.00	.00	.00	.00	.00	.00	.00	.00
				Links 10+	.60	.10	.00	.00	.00	.00	.00	.10	.00	.00
26	2.10	(225, 7)	.00	2.10	.00	1.30	.00	.00	.00	.00	.00	.00	.00	.00
				Links 10+	.60	.10	.00	.00	.00	.00	.00	.10	.00	.00
27	2.00	(208,20)	.00	2.00	.00	1.40	.00	.00	.00	.00	.00	.00	.00	.00
				Links 10+	.50	.00	.00	.00	.00	.00	.00	.10	.00	.00
28	2.00	(208,20)	.00	2.00	.00	1.40	.00	.00	.00	.00	.00	.00	.00	.00
				Links 10+	.50	.00	.00	.00	.00	.00	.00	.10	.00	.00
29	1.90	(192,16)	.00	1.90	.00	1.00	.10	.00	.10	.00	.00	.10	.00	.10
				Links 10+	.40	.00	.00	.00	.00	.00	.10	.00	.00	.00
30	2.00	(192,16)	.00	2.00	.00	.90	.20	.10	.10	.00	.00	.10	.10	.10
				Links 10+	.30	.00	.00	.00	.00	.00	.10	.00	.00	.00
31	2.00	(47,10)	.00	2.00	.00	1.20	.00	.00	.00	.00	.00	.00	.00	.00
				Links 10+	.70	.00	.00	.00	.00	.10	.00	.00	.00	.00
32	2.00	(225, 7)	.00	2.00	.00	1.30	.00	.00	.00	.00	.00	.00	.00	.00
				Links 10+	.70	.00	.00	.00	.00	.00	.00	.00	.00	.00
33	1.90	(225, 7)	.00	1.90	.00	1.00	.20	.00	.00	.00	.00	.00	.00	.00
				Links 10+	.70	.00	.00	.00	.00	.00	.00	.00	.00	.00
34	1.80	(47,10)	.00	1.80	.00	.60	.50	.00	.00	.00	.00	.00	.00	.00
				Links 10+	.60	.00	.00	.00	.00	.10	.00	.00	.00	.00
35	1.80	(116,21)	.00	1.80	.00	.00	.00	.30	.50	.10	.10	.30	.00	.00
				Links 10+	.00	.00	.00	.00	.00	.00	.50	.00	.00	.00
36	1.90	(116,21)	.00	1.90	.00	.00	.00	.20	.50	.10	.10	.30	.00	.00
				Links 10+	.00	.00	.00	.00	.00	.00	.70	.00	.00	.00
37	2.40	(304,18)	.00	2.40	.00	.00	.00	.30	.50	.00	.00	.50	.00	.00
				Links 10+	.00	.00	.10	.00	.00	.00	1.00	.00	.00	.00
38	3.00	(252, 8)	.00	3.00	.00	.00	.00	.10	.70	.00	.00	.50	.00	.00
				Links 10+	.00	.00	.10	.00	.00	.00	1.60	.00	.00	.00
39	3.40	(192,16)	.00	3.40	.00	.00	.00	.00	1.00	.00	.00	.50	.00	.00
				Links 10+	.00	.00	.10	.00	.00	.00	1.80	.00	.00	.00
40	3.30	(304,18)	.00	3.30	.00	.00	.00	.00	1.00	.00	.00	.50	.00	.00
				Links 10+	.00	.00	.10	.00	.00	.00	1.70	.00	.00	.00
41	3.10	(192,16)	.00	3.10	.00	.00	.00	.00	1.00	.00	.00	.50	.00	.00
				Links 10+	.00	.00	.10	.00	.00	.00	1.50	.00	.00	.00
42	3.10	(24,17)	.00	3.10	.00	.00	.00	.00	.80	.00	.00	.40	.10	.00
				Links 10+	.00	.00	.00	.00	.00	.00	1.80	.00	.00	.00
43	3.00	(47,10)	.00	3.00	.00	.10	.00	.10	.70	.00	.00	.20	.10	.10
				Links 10+	.20	.00	.00	.00	.00	.00	1.50	.00	.00	.00

JOB: HSS FDR Air Quality Build/105' Jets

RUN: FDR DRIVE BET E 67TH-75TH STS/105' JETS

LINK CONTRIBUTION TABLES

SECOND HIGHEST 1-HOUR AVERAGED LINK CONTRIBUTIONS
IN PARTS PER MILLION (PPM)
INCLUDING AMBIENT BACKGROUND CONCENTRATIONS.

Rcptr No.	Total Conc	Ending Day Hr	Ambient Backgnd	Total Link	Link +1	Link +2	Link +3	Link +4	Link +5	Link +6	Link +7	Link +8	Link +9	Link +10
44	2.70	(208,20)	.00	2.70	.00	.20	.10	.10	.70	.00	.00	.10	.10	.10
				Links 10+	.20	.00	.00	.00	.00	.00	1.10	.00	.00	.00
45	2.40	(21, 8)	.00	2.40	.00	.10	.00	.00	1.00	.00	.00	.30	.10	.00
				Links 10+	.10	.00	.00	.00	.00	.00	.80	.00	.00	.00
46	2.20	(225, 7)	.00	2.20	.00	.20	.00	.10	.80	.00	.00	.20	.10	.00
				Links 10+	.20	.00	.00	.00	.00	.00	.60	.00	.00	.00
47	2.00	(21, 8)	.00	2.00	.00	.00	.00	.00	1.00	.00	.00	.40	.10	.00
				Links 10+	.10	.00	.00	.00	.00	.00	.40	.00	.00	.00
48	1.90	(208,20)	.00	1.90	.00	.20	.00	.00	.90	.00	.00	.20	.00	.00
				Links 10+	.20	.00	.00	.00	.00	.00	.40	.00	.00	.00
49	1.80	(208,20)	.00	1.80	.00	.20	.00	.00	.90	.00	.00	.20	.00	.00
				Links 10+	.20	.00	.00	.00	.00	.00	.30	.00	.00	.00
50	1.80	(208,20)	.00	1.80	.00	.10	.00	.00	.90	.00	.00	.30	.00	.00
				Links 10+	.20	.00	.00	.00	.00	.00	.30	.00	.00	.00
51	1.70	(225, 7)	.00	1.70	.00	.10	.00	.00	.90	.00	.00	.30	.00	.00
				Links 10+	.20	.00	.00	.00	.00	.00	.20	.00	.00	.00
52	1.80	(304,18)	.00	1.80	.00	.00	.00	.00	.90	.20	.40	.30	.00	.00
				Links 10+	.00	.00	.00	.00	.00	.00	.00	.00	.00	.00
53	1.70	(208,20)	.00	1.70	.00	.10	.00	.00	1.00	.00	.00	.30	.00	.00
				Links 10+	.10	.00	.00	.00	.00	.00	.20	.00	.00	.00
54	1.80	(304,18)	.00	1.80	.00	.00	.00	.00	.70	.40	.60	.10	.00	.00
				Links 10+	.00	.00	.00	.00	.00	.00	.00	.00	.00	.00
55	1.80	(304,18)	.00	1.80	.00	.00	.00	.00	.40	.70	.70	.00	.00	.00
				Links 10+	.00	.00	.00	.00	.00	.00	.00	.00	.00	.00
56	1.70	(47,10)	.00	1.70	.00	.00	.00	.00	.90	.00	.00	.50	.00	.00
				Links 10+	.10	.00	.10	.00	.00	.00	.10	.00	.00	.00
57	2.30	(192,16)	.00	2.30	.60	.60	.00	.00	.00	.00	.00	.00	.00	.00
				Links 10+	.50	.20	.00	.00	.00	.00	.00	.40	.00	.00
58	2.30	(11, 8)	.00	2.30	.70	.00	.00	.00	.00	.00	.00	.00	.00	.00
				Links 10+	.00	.50	.00	.00	.00	.00	.00	1.10	.00	.00
59	2.30	(344,17)	.00	2.30	.70	.00	.00	.00	.00	.00	.00	.00	.00	.00
				Links 10+	.00	.50	.00	.00	.00	.00	.00	1.10	.00	.00
60	2.40	(252, 8)	.00	2.40	.80	.00	.00	.00	.00	.00	.00	.00	.00	.00
				Links 10+	.20	.40	.00	.00	.00	.00	.00	1.00	.00	.00

JOB: HSS FDR Air Quality Build/105' Jets

RUN: FDR DRIVE BET E 67TH-75TH STS/105' JETS

CALM DURATION FREQUENCY

Hours of Consecutive Calm Winds	Frequency of Occurrence	(Julian day/hour ending) of Significant Occurrences
1	95	(29, 7)(38,12)(47, 5)(51, 3)(52, 6)(59,23)(61, 4)(66,21)(73, 1)(75, 6) (78, 5)(83, 9)(88, 5)(90,19)(97, 8)(103, 2)(104,11)(106,14)(107, 9)(108, 4) (108, 8)(110, 2)(110,12)(110,16)(111,12)(114, 1)(114, 6)(116, 1)(119, 3)(121, 1) (125,11)(125,13)(129,23)(130, 1)(133, 3)(159, 1)(159, 4)(167,22)(168,22)(169, 5) (177,10)(180,16)(181, 2)(183,12)(192,17)(196, 8)(200,18)(212,16)(212,24)(213,24) (215,10)(215,24)(216, 2)(222,14)(225, 4)(225, 8)(231,12)(238, 5)(242,22)(247, 5) (249,13)(249,24)(250, 2)(250, 4)(250, 8)(251,24)(252, 7)(252,10)(253, 4)(254, 4) (260,15)(260,19)(260,24)(273, 1)(273, 4)(282, 2)(286,18)(290,15)(294, 1)(294, 3) (297,11)(297,22)(304,14)(304,19)(311,23)(323,11)(325, 2)(325,13)(328,21)(329, 9) (330,16)(331, 1)(344,11)(352,16)(356,13)
2	23	(38,15)(50,10)(50,14)(108,12)(117, 7)(152, 1)(167, 6)(170, 2)(179,22)(190,22) (199, 1)(213, 4)(238,11)(238,23)(246,10)(251, 8)(251,11)(252, 4)(273, 7)(329, 6) (339, 2)(343,13)(352,19)
3	8	(45, 9)(48, 1)(66,11)(130, 7)(150, 7)(239, 3)(352,13)(354, 5)
4	4	(97,13)(127,24)(177, 8)(256, 5)
5	2	(73,15)(262, 5)
7	1	(11, 1)
9	1	(169,18)
10	1	(170,20)
16	1	(299,11)

Program terminated normally

JOB: HSS FDR Air Quality Build/105' Jets

RUN: FDR DRIVE BET E 67TH-75TH STS/105' JETS

General Information

Run start date: 1/ 1/ 3 Julian: 1
end date: 12/31/ 3 Julian: 365

A Tier 2 approach was used for input data preparation.

The MODE flag has been set to C for calculating CO averages.

Ambient background concentrations are included in the averages below.

Site & Meteorological Constants

VS = .0 CM/S VD = .0 CM/S Z0 = 175. CM ATIM = 60.

Met. Sfc. Sta. Id & Yr = 72503 2003
Upper Air Sta. Id & Yr = 94703 2003

CAUTION: The input years for the Run and Meteorological data differ. The respective values are: 3 and 2003.

Urban mixing heights were processed.

In 2003, Julian day 1 is a Wednesday.

The patterns from the input file have been assigned as follows:

Pattern # 1 is assigned to Monday.
Pattern # 1 is assigned to Tuesday.
Pattern # 1 is assigned to Wednesday.
Pattern # 1 is assigned to Thursday.
Pattern # 1 is assigned to Friday.
Pattern # 1 is assigned to Saturday.
Pattern # 1 is assigned to Sunday.

Link Data Constants - (Variable data in *.LNK file)

LINK DESCRIPTION	LINK COORDINATES (FT) X1	Y1	X2	Y2	LENGTH (FT)	BRG (DEG)	TYPE	H (FT)	W (FT)	NLANES
1. FDR N/B 67th-68th St*	-132.0	-225.0	15.0	-10.0	260.	34.	AG	.0	36.0	
2. FDR N/B 68th-71st St*	15.0	-10.0	438.0	608.0	749.	34.	AG	.0	36.0	
3. FDR N/B 71st St-Site*	438.0	608.0	472.0	657.0	60.	35.	AG	.0	36.0	
4. FDR N/B Site-itself *	472.0	657.0	530.0	743.0	104.	34.	AG	.0	36.0	
5. FDR N/B Site-73rd St*	530.0	743.0	773.0	1098.0	430.	34.	AG	.0	36.0	
6. FDR N/B 73rd-75th St*	773.0	1098.0	1056.0	1625.0	598.	28.	AG	.0	36.0	

JOB: HSS FDR Air Quality Build/105' Jets

RUN: FDR DRIVE BET E 67TH-75TH STS/105' JETS

Link Data Constants - (Variable data in *.LNK file)

	LINK DESCRIPTION	LINK COORDINATES (FT) X1	Y1	X2	Y2	LENGTH (FT)	BRG (DEG)	TYPE	H (FT)	W (FT)	NLANES
7.	FDR S/B 75th-73rd St	743.0	1118.0	1026.0	1645.0	598.	28.	AG	.0	36.0	
8.	FDR S/B 73rd St-Site	500.0	763.0	743.0	1118.0	430.	34.	AG	.0	36.0	
9.	FDR S/B Site-itself	442.0	679.0	500.0	763.0	102.	35.	AG	.0	36.0	
10.	FDR S/B Site-71st St	408.0	628.0	442.0	679.0	61.	34.	AG	.0	36.0	
11.	FDR S/B 71st-68th St	-15.0	10.0	408.0	628.0	749.	34.	AG	.0	36.0	
12.	FDR S/B 68th-67th St	-162.0	-205.0	-15.0	10.0	260.	34.	AG	.0	36.0	
13.	FDR Service 73-Site	477.0	779.0	720.0	1134.0	430.	34.	AG	.0	32.0	
14.	FDR Service Rd Site	419.0	695.0	477.0	779.0	102.	35.	AG	.0	32.0	
15.	FDR Service Site-71	385.0	644.0	419.0	695.0	61.	34.	AG	.0	32.0	
16.	FDR Service 68-71 St	-38.0	26.0	385.0	644.0	749.	34.	AG	.0	32.0	
17.	FDR N/B 35' Jet 71St	530.0	743.0	589.0	830.0	105.	34.	AG	.0	32.0	
18.	FDR S/B 35' Jet 68St	-15.0	10.0	-74.0	-77.0	105.	214.	AG	.0	32.0	

Receptor Data

	RECEPTOR	COORDINATES (FT) X	Y	Z
1.	RECEPTOR 1	34.0	-23.0	6.0
2.	RECEPTOR 2	48.0	-4.0	6.0
3.	RECEPTOR 3	62.0	17.0	6.0
4.	RECEPTOR 4	75.0	37.0	6.0
5.	RECEPTOR 5	89.0	57.0	6.0
6.	RECEPTOR 6	103.0	77.0	6.0
7.	RECEPTOR 7	117.0	97.0	6.0
8.	RECEPTOR 8	130.0	117.0	6.0
9.	RECEPTOR 9	144.0	137.0	6.0
10.	RECEPTOR 10	158.0	158.0	6.0
11.	RECEPTOR 11	172.0	178.0	6.0
12.	RECEPTOR 12	186.0	198.0	6.0
13.	RECEPTOR 13	199.0	218.0	6.0
14.	RECEPTOR 14	213.0	238.0	6.0
15.	RECEPTOR 15	227.0	258.0	6.0
16.	RECEPTOR 16	241.0	278.0	6.0
17.	RECEPTOR 17	255.0	299.0	6.0
18.	RECEPTOR 18	268.0	319.0	6.0
19.	RECEPTOR 19	282.0	339.0	6.0
20.	RECEPTOR 20	296.0	359.0	6.0
21.	RECEPTOR 21	310.0	379.0	6.0
22.	RECEPTOR 22	323.0	399.0	6.0

Receptor Data

RECEPTOR	COORDINATES (FT) X	Y	Z
23. RECEPTOR 23	337.0	419.0	6.0
24. RECEPTOR 24	351.0	440.0	6.0
25. RECEPTOR 25	365.0	460.0	6.0
26. RECEPTOR 26	379.0	480.0	6.0
27. RECEPTOR 27	392.0	500.0	6.0
28. RECEPTOR 28	406.0	520.0	6.0
29. RECEPTOR 29	420.0	540.0	6.0
30. RECEPTOR 30	434.0	561.0	6.0
31. RECEPTOR 31	447.0	581.0	6.0
32. RECEPTOR 32	461.0	601.0	6.0
33. RECEPTOR 33	475.0	621.0	6.0
34. RECEPTOR 34	489.0	641.0	6.0
35. RECEPTOR 35	503.0	661.0	6.0
36. RECEPTOR 36	516.0	681.0	6.0
37. RECEPTOR 37	530.0	702.0	6.0
38. RECEPTOR 38	544.0	722.0	6.0
39. RECEPTOR 39	558.0	742.0	6.0
40. RECEPTOR 40	571.0	762.0	6.0
41. RECEPTOR 41	585.0	782.0	6.0
42. RECEPTOR 42	599.0	802.0	6.0
43. RECEPTOR 43	613.0	822.0	6.0
44. RECEPTOR 44	627.0	843.0	6.0
45. RECEPTOR 45	640.0	863.0	6.0
46. RECEPTOR 46	654.0	883.0	6.0
47. RECEPTOR 47	668.0	903.0	6.0
48. RECEPTOR 48	682.0	923.0	6.0
49. RECEPTOR 49	696.0	943.0	6.0
50. RECEPTOR 50	709.0	964.0	6.0
51. RECEPTOR 51	723.0	984.0	6.0
52. RECEPTOR 52	737.0	1004.0	6.0
53. RECEPTOR 53	751.0	1024.0	6.0
54. RECEPTOR 54	764.0	1044.0	6.0
55. RECEPTOR 55	778.0	1064.0	6.0
56. RECEPTOR 56	792.0	1084.0	6.0
57. RECEPTOR 57	20.0	-44.0	6.0
58. RECEPTOR 58	6.0	-64.0	6.0
59. RECEPTOR 59	-7.0	-84.0	6.0
60. RECEPTOR 60	-21.0	-104.0	6.0

JOB: HSS FDR Air Quality Build/105' Jets

RUN: FDR DRIVE BET E 67TH-75TH STS/105' JETS

Model Results

Remarks : In search of the wind direction corresponding to the maximum concentration, only the first direction, of the directions with the same maximum concentrations, is indicated as the maximum.

* MAXIMUM HOURLY CONCENTRATIONS WITH ANY AMBIENT BACKGROUND CONCENTRATIONS (BKG) ADDED
* (PPM)

	REC1	REC2	REC3	REC4	REC5	REC6	REC7	REC8	REC9	REC10
MAX+BKG	2.2	2.3	2.4	2.5	2.5	2.4	2.3	2.3	2.3	2.3
- BKG	.0	.0	.0	.0	.0	.0	.0	.0	.0	.0
MAX	2.2	2.3	2.4	2.5	2.5	2.4	2.3	2.3	2.3	2.3
WIND DIR	1	237	237	237	237	237	233	237	237	24
JULIAN	285	50	50	50	50	50	29	50	50	41
HOUR	21	8	8	8	8	8	9	8	8	18

	REC11	REC12	REC13	REC14	REC15	REC16	REC17	REC18	REC19	REC20
MAX+BKG	2.3	2.2	2.3	2.2	2.3	2.3	2.3	2.2	2.2	2.2
- BKG	.0	.0	.0	.0	.0	.0	.0	.0	.0	.0
MAX	2.3	2.2	2.3	2.2	2.3	2.3	2.3	2.2	2.2	2.2
WIND DIR	237	1	24	24	24	24	24	24	24	1
JULIAN	50	285	41	41	41	41	41	41	41	285
HOUR	8	21	18	18	18	18	18	18	18	21

	REC21	REC22	REC23	REC24	REC25	REC26	REC27	REC28	REC29	REC30
MAX+BKG	2.3	2.3	2.2	2.3	2.3	2.3	2.3	2.2	2.2	2.2
- BKG	.0	.0	.0	.0	.0	.0	.0	.0	.0	.0
MAX	2.3	2.3	2.2	2.3	2.3	2.3	2.3	2.2	2.2	2.2
WIND DIR	24	24	24	24	24	24	24	24	237	233
JULIAN	41	41	41	41	41	41	41	41	50	29
HOUR	18	18	18	18	18	18	18	18	8	9

	REC31	REC32	REC33	REC34	REC35	REC36	REC37	REC38	REC39	REC40
MAX+BKG	2.2	2.1	2.1	2.0	2.3	2.6	3.1	3.6	3.8	3.7
- BKG	.0	.0	.0	.0	.0	.0	.0	.0	.0	.0
MAX	2.2	2.1	2.1	2.0	2.3	2.6	3.1	3.6	3.8	3.7
WIND DIR	233	24	233	24	24	24	24	1	1	1
JULIAN	29	41	29	41	41	41	41	285	285	285
HOUR	9	18	9	18	18	18	18	21	21	21

JOB: HSS FDR Air Quality Build/105' Jets

RUN: FDR DRIVE BET E 67TH-75TH STS/105' JETS

* MAXIMUM HOURLY CONCENTRATIONS WITH ANY AMBIENT BACKGROUND CONCENTRATIONS (BKG) ADDED

(PPM)

	REC41	REC42	REC43	REC44	REC45	REC46	REC47	REC48	REC49	REC50
MAX+BKG	3.2	3.2	3.4	2.9	2.7	2.3	2.2	2.1	2.0	1.9
- BKG	.0	.0	.0	.0	.0	.0	.0	.0	.0	.0
MAX	3.2	3.2	3.4	2.9	2.7	2.3	2.2	2.1	2.0	1.9
WIND DIR	237	237	237	237	221	221	221	221	221	233
JULIAN	50	50	50	50	316	316	316	316	316	29
HOUR	8	8	8	8	17	17	17	17	17	9

	REC51	REC52	REC53	REC54	REC55	REC56	REC57	REC58	REC59	REC60
MAX+BKG	2.0	1.9	2.0	1.9	2.0	1.9	2.2	2.4	2.6	2.8
- BKG	.0	.0	.0	.0	.0	.0	.0	.0	.0	.0
MAX	2.0	1.9	2.0	1.9	2.0	1.9	2.2	2.4	2.6	2.8
WIND DIR	221	221	1	1	1	1	1	322	1	1
JULIAN	316	316	285	285	285	285	285	172	285	285
HOUR	17	17	21	21	21	21	21	16	21	21

THE HIGHEST CONCENTRATION OF 3.80 PPM OCCURRED AT RECEPTOR REC39.

JOB: HSS FDR Air Quality Build/105' Jets

RUN: FDR DRIVE BET E 67TH-75TH STS/105' JETS

==========
Output Section
==========

NOTES PERTAINING TO THE REPORT

1. THE HIGHEST AVERAGE IN EACH OF THE FIRST TWO COLUMNS OF EACH TABLE BELOW ARE SUFFIXED BY AN ASTERISK (*). FOR PM OUTPUT, THERE IS ONLY ONE COLUMN AND ASTERISK FOR THE ANNUAL AVERAGE/PERIOD OF CONCERN TABLE.

2. THE NUMBERS IN PARENTHESES ARE THE JULIAN DAY AND ENDING HOUR FOR THE PRECEDING AVERAGE.

3. THE NUMBER OF CALM HOURS USED IN PRODUCING EACH AVERAGE ARE PREFIXED BY A C.

PRIMARY AVERAGES.

MAXIMUM 8-HOUR RUNNING NONOVERLAPPING AVERAGE CONCENTRATIONS
IN PARTS PER MILLION (PPM),
INCLUDING AMBIENT BACKGROUND CONCENTRATIONS.

Receptor Number	Highest Conc	Highest Ending Day Hr	Highest Calm	Second highest Conc	Second highest Ending Day Hr	Second highest Calm
1	1.26	(285,23)	C 1	1.19	(338,24)	C 1
2	1.26	(285,23)	C 1	1.21	(338,24)	C 1
3	1.29	(285,23)	C 1	1.14	(316,17)	C 1
4	1.31	(285,23)	C 1	1.13	(50,12)	C 2
5	1.30	(285,23)	C 1	1.17	(50,12)	C 2
6	1.29	(285,23)	C 1	1.12	(50,12)	C 2
7	1.26	(285,23)	C 1	1.11	(316,17)	C 1
8	1.30	(285,23)	C 1	1.13	(50,12)	C 2
9	1.29	(285,23)	C 1	1.10	(316,17)	C 1
10	1.29	(285,23)	C 1	1.12	(50,12)	C 2
11	1.29	(285,23)	C 1	1.13	(129,23)	C 0
12	1.27	(285,23)	C 1	1.11	(316,17)	C 1
13	1.29	(285,23)	C 1	1.10	(129,23)	C 0
14	1.29	(285,23)	C 1	1.09	(129,23)	C 0
15	1.27	(285,23)	C 1	1.07	(316,17)	C 1
16	1.24	(285,23)	C 1	1.06	(316,17)	C 1
17	1.26	(285,23)	C 1	1.06	(316,17)	C 1
18	1.27	(285,23)	C 1	1.09	(316,17)	C 1
19	1.26	(285,23)	C 1	1.07	(316,17)	C 1
20	1.24	(285,23)	C 1	1.06	(316,17)	C 1
21	1.21	(285,23)	C 1	1.07	(316,17)	C 1
22	1.24	(285,23)	C 1	1.11	(316,17)	C 1
23	1.20	(285,23)	C 1	1.11	(316,17)	C 1
24	1.20	(285,23)	C 1	1.13	(316,17)	C 1

JOB: HSS FDR Air Quality Build/105' Jets RUN: FDR DRIVE BET E 67TH-75TH STS/105' JETS

MAXIMUM 8-HOUR RUNNING NONOVERLAPPING AVERAGE CONCENTRATIONS
IN PARTS PER MILLION (PPM),
INCLUDING AMBIENT BACKGROUND CONCENTRATIONS.

Receptor Number	Highest Conc	Highest Ending Day Hr	Highest Calm	Second highest Conc	Second highest Ending Day Hr	Second highest Calm
25	1.20	(285,23)	C 1	1.11	(316,17)	C 1
26	1.20	(285,24)	C 1	1.11	(316,17)	C 1
27	1.19	(285,24)	C 1	1.13	(316,17)	C 1
28	1.14	(285,24)	C 1	1.13	(316,17)	C 1
29	1.13	(285,24)	C 1	1.13	(316,17)	C 1
30	1.13	(316,17)	C 1	1.10	(285,24)	C 1
31	1.13	(316,17)	C 1	1.12	(50,12)	C 2
32	1.05	(129,23)	C 0	1.05	(50,12)	C 2
33	1.06	(316,17)	C 1	1.04	(129,23)	C 0
34	1.01	(129,23)	C 0	.97	(50,12)	C 2
35	.88	(129,23)	C 0	.87	(50,12)	C 2
36	.97	(285,23)	C 1	.91	(342,23)	C 0
37	1.31	(285,23)	C 1	1.15	(342,23)	C 0
38	2.06	(285,24)	C 1	1.64	(326, 1)	C 1
39	2.27*	(285,24)	C 1	1.79	(326, 1)	C 1
40	2.23	(285,24)	C 1	1.79*	(326, 1)	C 1
41	2.03	(285,24)	C 1	1.66	(316,17)	C 1
42	1.73	(316,17)	C 1	1.62	(50,12)	C 2
43	1.63	(50,12)	C 2	1.59	(316,17)	C 1
44	1.38	(50,12)	C 2	1.30	(129,23)	C 0
45	1.23	(50,12)	C 2	1.19	(316,17)	C 1
46	1.10	(50,12)	C 2	1.09	(316,17)	C 1
47	1.03	(316,17)	C 1	1.02	(50,12)	C 2
48	1.00	(285,24)	C 1	.99	(316,17)	C 1
49	1.00	(285,24)	C 1	.97	(316,17)	C 1
50	.99	(285,23)	C 1	.95	(129,23)	C 0
51	.99	(285,23)	C 1	.97	(316,17)	C 1
52	1.04	(285,23)	C 1	.95	(129,23)	C 0
53	1.04	(285,24)	C 1	.94	(129,23)	C 0
54	1.09	(285,23)	C 1	.95	(129,23)	C 0
55	1.07	(285,23)	C 1	.94	(129,23)	C 0
56	1.03	(285,23)	C 1	.91	(129,23)	C 0
57	1.26	(285,24)	C 1	1.24	(247,16)	C 1
58	1.41	(285,24)	C 1	1.28	(250,24)	C 0
59	1.51	(285,24)	C 1	1.21	(49,19)	C 1
60	1.70	(285,24)	C 1	1.24	(326, 1)	C 1

FIVE HIGHEST 1-HOUR END-TO-END AVERAGE CONCENTRATIONS IN PARTS PER MILLION
INCLUDING AMBIENT BACKGROUND CONCENTRATIONS.

Rcptr No.	Highest Conc	Highest Ending Day Hr	Highest Calm	Second Highest Conc	Second Highest Ending Day Hr	Second Highest Calm	Third Highest Conc	Third Highest Ending Day Hr	Third Highest Calm	Fourth Highest Conc	Fourth Highest Ending Day Hr	Fourth Highest Calm	Fifth Highest Conc	Fifth Highest Ending Day Hr	Fifth Highest Calm
1	2.20	(285,21)	C 0	2.10	(41,18)	C 0	2.10	(67, 7)	C 0	2.10	(338,20)	C 0	2.00	(50, 8)	C 0

JOB: HSS FDR Air Quality Build/105' Jets

RUN: FDR DRIVE BET E 67TH-75TH STS/105' JETS

FIVE HIGHEST 1-HOUR END-TO-END AVERAGE CONCENTRATIONS IN PARTS PER MILLION
INCLUDING AMBIENT BACKGROUND CONCENTRATIONS.

Rcptr	Highest			Second Highest			Third Highest			Fourth Highest			Fifth Highest		
No.	Conc	Ending Day Hr	Calm	Conc	Ending Day Hr	Calm	Conc	Ending Day Hr	Calm	Conc	Ending Day Hr	Calm	Conc	Ending Day Hr	Calm
2	2.30	(50, 8)	C 0	2.30	(338,20)	C 0	2.20	(76,19)	C 0	2.20	(285,21)	C 0	2.10	(41,18)	C 0
3	2.40	(50, 8)	C 0	2.40	(76,19)	C 0	2.20	(165,21)	C 0	2.20	(338,20)	C 0	2.20	(285,21)	C 0
4	2.50	(50, 8)	C 0	2.40	(76,19)	C 0	2.30	(29, 9)	C 0	2.30	(285,21)	C 0	2.20	(29,11)	C 0
5	2.50	(50, 8)	C 0	2.30	(76,19)	C 0	2.20	(29, 9)	C 0	2.20	(285,21)	C 0	2.10	(338,20)	C 0
6	2.40	(50, 8)	C 0	2.30	(76,19)	C 0	2.20	(285,21)	C 0	2.10	(29, 9)	C 0	2.10	(41,18)	C 0
7	2.30	(29, 9)	C 0	2.30	(50, 8)	C 0	2.20	(285,21)	C 0	2.10	(76,19)	C 0	2.10	(41,18)	C 0
8	2.30	(50, 8)	C 0	2.20	(41,18)	C 0	2.20	(76,19)	C 0	2.20	(285,21)	C 0	2.10	(29, 9)	C 0
9	2.30	(50, 8)	C 0	2.20	(29, 9)	C 0	2.20	(41,18)	C 0	2.20	(285,21)	C 0	2.10	(76,19)	C 0
10	2.30	(41,18)	C 0	2.30	(50, 8)	C 0	2.20	(285,21)	C 0	2.10	(29, 9)	C 0	2.10	(76,19)	C 0
11	2.30	(50, 8)	C 0	2.20	(41,18)	C 0	2.20	(285,21)	C 0	2.10	(29, 9)	C 0	2.10	(316,17)	C 0
12	2.20	(285,21)	C 0	2.10	(29, 9)	C 0	2.10	(316,17)	C 0	2.10	(41,18)	C 0	2.10	(50, 8)	C 0
13	2.30	(41,18)	C 0	2.20	(285,21)	C 0	2.10	(29, 9)	C 0	2.10	(50, 8)	C 0	2.10	(76,19)	C 0
14	2.20	(41,18)	C 0	2.20	(285,21)	C 0	2.10	(29, 9)	C 0	2.10	(50, 8)	C 0	2.10	(76,19)	C 0
15	2.30	(41,18)	C 0	2.20	(50, 8)	C 0	2.20	(285,21)	C 0	2.10	(29, 9)	C 0	2.10	(76,19)	C 0
16	2.30	(41,18)	C 0	2.20	(50, 8)	C 0	2.20	(285,21)	C 0	2.10	(29, 9)	C 0	2.00	(76,19)	C 0
17	2.30	(41,18)	C 0	2.20	(285,21)	C 0	2.10	(29, 9)	C 0	2.10	(50, 8)	C 0	2.00	(76,19)	C 0
18	2.20	(41,18)	C 0	2.20	(50, 8)	C 0	2.20	(285,21)	C 0	2.10	(29, 9)	C 0	2.10	(316,17)	C 0
19	2.20	(41,18)	C 0	2.20	(285,21)	C 0	2.10	(29, 9)	C 0	2.10	(50, 8)	C 0	2.00	(316,17)	C 0
20	2.20	(285,21)	C 0	2.10	(41,18)	C 0	2.10	(50, 8)	C 0	2.00	(29, 9)	C 0	2.00	(316,17)	C 0
21	2.30	(41,18)	C 0	2.20	(285,21)	C 0	2.10	(50, 8)	C 0	2.10	(316,17)	C 0	2.00	(29, 9)	C 0
22	2.30	(41,18)	C 0	2.20	(50, 8)	C 0	2.20	(285,21)	C 0	2.20	(316,17)	C 0	2.10	(76,19)	C 0
23	2.20	(41,18)	C 0	2.20	(50, 8)	C 0	2.20	(316,17)	C 0	2.10	(76,19)	C 0	2.10	(285,21)	C 0
24	2.30	(41,18)	C 0	2.20	(50, 8)	C 0	2.20	(316,17)	C 0	2.10	(76,19)	C 0	2.10	(285,21)	C 0
25	2.30	(41,18)	C 0	2.20	(50, 8)	C 0	2.20	(316,17)	C 0	2.10	(140, 7)	C 0	2.10	(76,19)	C 0
26	2.30	(41,18)	C 0	2.20	(50, 8)	C 0	2.20	(316,17)	C 0	2.10	(76,19)	C 0	2.00	(29, 9)	C 0
27	2.30	(41,18)	C 0	2.20	(29, 9)	C 0	2.20	(50, 8)	C 0	2.10	(140, 7)	C 0	2.10	(76,19)	C 0
28	2.20	(41,18)	C 0	2.20	(29, 9)	C 0	2.20	(50, 8)	C 0	2.10	(285,21)	C 0	2.10	(76,19)	C 0
29	2.20	(50, 8)	C 0	2.10	(41,18)	C 0	2.10	(29, 9)	C 0	2.10	(76,19)	C 0	2.10	(316,17)	C 0
30	2.20	(29, 9)	C 0	2.20	(50, 8)	C 0	2.10	(41,18)	C 0	2.10	(76,19)	C 0	2.10	(316,17)	C 0
31	2.20	(29, 9)	C 0	2.20	(50, 8)	C 0	2.20	(316,17)	C 0	2.10	(41,18)	C 0	2.10	(76,19)	C 0
32	2.10	(41,18)	C 0	2.10	(29, 9)	C 0	2.10	(50, 8)	C 0	2.00	(76,19)	C 0	2.00	(316,17)	C 0
33	2.10	(29, 9)	C 0	2.10	(50, 8)	C 0	2.00	(41,18)	C 0	2.00	(76,19)	C 0	2.00	(316,17)	C 0
34	2.00	(41,18)	C 0	2.00	(50, 8)	C 0	2.00	(316,17)	C 0	1.90	(29, 9)	C 0	1.90	(76,19)	C 0
35	2.30	(41,18)	C 0	2.00	(140, 7)	C 0	1.90	(29, 9)	C 0	1.90	(316,17)	C 0	1.80	(50, 8)	C 0
36	2.60	(41,18)	C 0	2.20	(140, 7)	C 0	2.00	(5,14)	C 0	2.00	(187,22)	C 0	2.00	(362, 8)	C 0
37	3.10	(41,18)	C 0	2.50	(140, 7)	C 0	2.50	(285,21)	C 0	2.40	(362, 8)	C 0	2.30	(5,14)	C 0
38	3.60	(285,21)	C 0	3.30*	(41,18)	C 0	3.00	(227,20)	C 0	2.90	(5,14)	C 0	2.90	(165, 9)	C 0
39	3.80*	(285,21)	C 0	3.20	(41,18)	C 0	3.20	(285,23)	C 0	3.10	(165, 9)	C 0	3.10	(227,20)	C 0
40	3.70	(285,21)	C 0	3.20	(285,23)	C 0	3.10	(165, 9)	C 0	3.10	(280, 7)	C 0	2.90	(172,15)	C 0
41	3.20	(50, 8)	C 0	3.20	(285,21)	C 0	3.00	(76,19)	C 0	3.00	(285,23)	C 0	2.80	(172,16)	C 0
42	3.20	(50, 8)	C 0	3.10	(76,19)	C 0	2.90	(29, 9)	C 0	2.70	(129,21)	C 0	2.70	(160,10)	C 0

JOB: HSS FDR Air Quality Build/105' Jets

RUN: FDR DRIVE BET E 67TH-75TH STS/105' JETS

FIVE HIGHEST 1-HOUR END-TO-END AVERAGE CONCENTRATIONS IN PARTS PER MILLION
INCLUDING AMBIENT BACKGROUND CONCENTRATIONS.

Rcptr	Highest			Second Highest			Third Highest			Fourth Highest			Fifth Highest		
No.	Conc	Ending Day Hr	Calm	Conc	Ending Day Hr	Calm	Conc	Ending Day Hr	Calm	Conc	Ending Day Hr	Calm	Conc	Ending Day Hr	Calm
43	3.40	(50, 8)	C 0	3.10	(29, 9)	C 0	3.10	(76,19)	C 0	3.00	(160,10)	C 0	2.80	(316,17)	C 0
44	2.90	(50, 8)	C 0	2.90	(316,17)	C 0	2.80	(76,19)	C 0	2.70	(29, 9)	C 0	2.60	(233, 7)	C 0
45	2.70	(316,17)	C 0	2.40	(29, 9)	C 0	2.40	(50, 8)	C 0	2.30	(233, 7)	C 0	2.20	(76,19)	C 0
46	2.30	(316,17)	C 0	2.20	(50, 8)	C 0	2.10	(156,10)	C 0	2.10	(29, 9)	C 0	2.00	(76,19)	C 0
47	2.20	(316,17)	C 0	2.00	(50, 8)	C 0	2.00	(233, 7)	C 0	1.90	(156,10)	C 0	1.90	(29, 9)	C 0
48	2.10	(316,17)	C 0	1.90	(50, 8)	C 0	1.80	(76,19)	C 0	1.80	(233, 7)	C 0	1.80	(285,21)	C 0
49	2.00	(316,17)	C 0	1.90	(29, 9)	C 0	1.90	(50, 8)	C 0	1.90	(285,21)	C 0	1.80	(41,18)	C 0
50	1.90	(29, 9)	C 0	1.90	(316,17)	C 0	1.80	(50, 8)	C 0	1.80	(285,21)	C 0	1.80	(41,18)	C 0
51	2.00	(316,17)	C 0	1.90	(41,18)	C 0	1.80	(29, 9)	C 0	1.80	(50, 8)	C 0	1.80	(285,21)	C 0
52	1.90	(316,17)	C 0	1.80	(29, 9)	C 0	1.80	(41,18)	C 0	1.80	(50, 8)	C 0	1.80	(285,21)	C 0
53	2.00	(285,21)	C 0	1.90	(316,17)	C 0	1.70	(29, 9)	C 0	1.70	(41,18)	C 0	1.70	(50, 8)	C 0
54	1.90	(285,21)	C 0	1.90	(316,17)	C 0	1.80	(29, 9)	C 0	1.80	(50, 8)	C 0	1.70	(41,18)	C 0
55	2.00	(285,21)	C 0	1.80	(316,17)	C 0	1.80	(29, 9)	C 0	1.80	(50, 8)	C 0	1.70	(160,10)	C 0
56	1.90	(285,21)	C 0	1.80	(29, 9)	C 0	1.70	(50, 8)	C 0	1.70	(160,10)	C 0	1.60	(316,17)	C 0
57	2.20	(285,21)	C 0	2.10	(41,18)	C 0	2.10	(67, 7)	C 0	2.10	(228, 8)	C 0	2.00	(172,16)	C 0
58	2.40	(172,16)	C 0	2.30	(285,21)	C 0	2.20	(228, 8)	C 0	2.10	(188,19)	C 0	2.00	(41,18)	C 0
59	2.60	(285,21)	C 0	2.30	(172,16)	C 0	2.10	(139,18)	C 0	2.10	(285,23)	C 0	2.00	(41,18)	C 0
60	2.80	(285,21)	C 0	2.30	(172,16)	C 0	2.30	(285,23)	C 0	2.30	(165, 9)	C 0	2.20	(280, 7)	C 0

MAXIMUM 8-HOUR AVERAGED LINK CONTRIBUTIONS
IN PARTS PER MILLION (PPM)
INCLUDING AMBIENT BACKGROUND CONCENTRATIONS.

Rcptr No.	Total Conc	Ending Day Hr	Ambient Backgnd	Total Link		Link +1	Link +2	Link +3	Link +4	Link +5	Link +6	Link +7	Link +8	Link +9	Link +10
1	1.26	(285,23)	.00	1.26		.00	.79	.00	.00	.00	.00	.00	.00	.00	.00
					Links 10+	.43	.00	.00	.00	.00	.04	.00	.00	.00	.00
2	1.26	(285,23)	.00	1.26		.00	.79	.00	.00	.00	.00	.00	.00	.00	.00
					Links 10+	.43	.00	.00	.00	.00	.04	.00	.00	.00	.00
3	1.29	(285,23)	.00	1.29		.00	.81	.00	.00	.00	.00	.00	.00	.00	.00
					Links 10+	.43	.00	.00	.00	.00	.04	.00	.00	.00	.00
4	1.31	(285,23)	.00	1.31		.00	.84	.00	.00	.00	.00	.00	.00	.00	.00
					Links 10+	.43	.00	.00	.00	.00	.04	.00	.00	.00	.00
5	1.30	(285,23)	.00	1.30		.00	.83	.00	.00	.00	.00	.00	.00	.00	.00
					Links 10+	.43	.00	.00	.00	.00	.04	.00	.00	.00	.00
6	1.29	(285,23)	.00	1.29		.00	.81	.00	.00	.00	.00	.00	.00	.00	.00
					Links 10+	.43	.00	.00	.00	.00	.04	.00	.00	.00	.00
7	1.26	(285,23)	.00	1.26		.00	.79	.00	.00	.00	.00	.00	.00	.00	.00
					Links 10+	.43	.00	.00	.00	.00	.04	.00	.00	.00	.00

JOB: HSS FDR Air Quality Build/105' Jets

RUN: FDR DRIVE BET E 67TH-75TH STS/105' JETS

LINK CONTRIBUTION TABLES

MAXIMUM 8-HOUR AVERAGED LINK CONTRIBUTIONS
IN PARTS PER MILLION (PPM)
INCLUDING AMBIENT BACKGROUND CONCENTRATIONS.

Rcptr No.	Total Conc	Ending Day Hr	Ambient Backgnd	Total Link	Link +1	Link +2	Link +3	Link +4	Link +5	Link +6	Link +7	Link +8	Link +9	Link +10
8	1.30	(285,23)	.00	1.30	.00	.83	.00	.00	.00	.00	.00	.00	.00	.00
				Links 10+	.43	.00	.00	.00	.00	.04	.00	.00	.00	.00
9	1.29	(285,23)	.00	1.29	.00	.81	.00	.00	.00	.00	.00	.00	.00	.00
				Links 10+	.43	.00	.00	.00	.00	.04	.00	.00	.00	.00
10	1.29	(285,23)	.00	1.29	.00	.81	.00	.00	.00	.00	.00	.00	.00	.00
				Links 10+	.43	.00	.00	.00	.00	.04	.00	.00	.00	.00
11	1.29	(285,23)	.00	1.29	.00	.81	.00	.00	.00	.00	.00	.00	.00	.00
				Links 10+	.43	.00	.00	.00	.00	.04	.00	.00	.00	.00
12	1.27	(285,23)	.00	1.27	.00	.80	.00	.00	.00	.00	.00	.00	.00	.00
				Links 10+	.43	.00	.00	.00	.00	.04	.00	.00	.00	.00
13	1.29	(285,23)	.00	1.29	.00	.81	.00	.00	.00	.00	.00	.00	.00	.00
				Links 10+	.43	.00	.00	.00	.00	.04	.00	.00	.00	.00
14	1.29	(285,23)	.00	1.29	.00	.81	.00	.00	.00	.00	.00	.00	.00	.00
				Links 10+	.43	.00	.00	.00	.00	.04	.00	.00	.00	.00
15	1.27	(285,23)	.00	1.27	.00	.80	.00	.00	.00	.00	.00	.00	.00	.00
				Links 10+	.43	.00	.00	.00	.00	.04	.00	.00	.00	.00
16	1.24	(285,23)	.00	1.24	.00	.79	.00	.00	.00	.00	.00	.00	.00	.00
				Links 10+	.43	.00	.00	.00	.00	.03	.00	.00	.00	.00
17	1.26	(285,23)	.00	1.26	.00	.80	.00	.00	.00	.00	.00	.00	.00	.00
				Links 10+	.43	.00	.00	.00	.00	.03	.00	.00	.00	.00
18	1.27	(285,23)	.00	1.27	.00	.81	.00	.00	.00	.00	.00	.00	.00	.00
				Links 10+	.43	.00	.00	.00	.00	.03	.00	.00	.00	.00
19	1.26	(285,23)	.00	1.26	.00	.81	.00	.00	.00	.00	.00	.00	.00	.00
				Links 10+	.41	.00	.00	.00	.00	.03	.00	.00	.00	.00
20	1.24	(285,23)	.00	1.24	.00	.80	.00	.00	.00	.00	.00	.00	.00	.00
				Links 10+	.41	.00	.00	.00	.00	.03	.00	.00	.00	.00
21	1.21	(285,23)	.00	1.21	.00	.79	.00	.00	.00	.00	.00	.00	.00	.00
				Links 10+	.40	.00	.00	.00	.00	.03	.00	.00	.00	.00
22	1.24	(285,23)	.00	1.24	.00	.81	.00	.00	.00	.00	.00	.00	.00	.00
				Links 10+	.40	.00	.00	.00	.00	.03	.00	.00	.00	.00
23	1.20	(285,23)	.00	1.20	.00	.79	.00	.00	.00	.00	.00	.00	.00	.00
				Links 10+	.39	.00	.00	.00	.00	.03	.00	.00	.00	.00
24	1.20	(285,23)	.00	1.20	.00	.79	.00	.00	.00	.00	.00	.00	.00	.00
				Links 10+	.39	.00	.00	.00	.00	.03	.00	.00	.00	.00
25	1.20	(285,23)	.00	1.20	.00	.77	.00	.00	.00	.00	.00	.01	.00	.01
				Links 10+	.39	.00	.00	.00	.00	.01	.00	.00	.00	.00
26	1.20	(285,24)	.00	1.20	.00	.77	.00	.00	.01	.00	.00	.01	.00	.01
				Links 10+	.37	.00	.00	.00	.00	.01	.00	.00	.00	.00

JOB: HSS FDR Air Quality Build/105' Jets

RUN: FDR DRIVE BET E 67TH-75TH STS/105' JETS

LINK CONTRIBUTION TABLES

MAXIMUM 8-HOUR AVERAGED LINK CONTRIBUTIONS
IN PARTS PER MILLION (PPM)
INCLUDING AMBIENT BACKGROUND CONCENTRATIONS.

Rcptr No.	Total Conc	Ending Day Hr	Ambient Backgnd	Total Link	Link +1	Link +2	Link +3	Link +4	Link +5	Link +6	Link +7	Link +8	Link +9	Link +10
27	1.19	(285,24)	.00	1.19	.00	.77	.01	.00	.01	.00	.00	.01	.00	.03
				Links 10+	.31	.00	.00	.00	.00	.01	.01	.00	.00	.00
28	1.14	(285,24)	.00	1.14	.00	.73	.03	.00	.01	.00	.00	.01	.01	.06
				Links 10+	.27	.00	.00	.00	.00	.00	.01	.00	.00	.00
29	1.13	(285,24)	.00	1.13	.00	.69	.06	.00	.01	.00	.00	.01	.01	.11
				Links 10+	.21	.00	.00	.00	.00	.00	.01	.00	.00	.00
30	1.13	(316,17)	.00	1.13	.00	.73	.00	.00	.00	.00	.00	.00	.00	.00
				Links 10+	.39	.00	.00	.00	.00	.00	.00	.01	.00	.00
31	1.13	(316,17)	.00	1.13	.00	.73	.00	.00	.00	.00	.00	.00	.00	.00
				Links 10+	.39	.00	.00	.00	.00	.00	.00	.01	.00	.00
32	1.05	(129,23)	.00	1.05	.00	.70	.03	.00	.00	.00	.00	.00	.00	.00
				Links 10+	.31	.00	.00	.00	.00	.01	.00	.00	.00	.00
33	1.06	(316,17)	.00	1.06	.00	.41	.27	.00	.00	.00	.00	.00	.00	.06
				Links 10+	.31	.00	.00	.00	.00	.00	.00	.00	.00	.00
34	1.01	(129,23)	.00	1.01	.00	.39	.29	.00	.00	.00	.00	.00	.00	.04
				Links 10+	.29	.00	.00	.00	.00	.01	.00	.00	.00	.00
35	.88	(129,23)	.00	.88	.00	.29	.24	.06	.00	.00	.00	.00	.00	.04
				Links 10+	.25	.00	.00	.00	.00	.00	.00	.00	.00	.00
36	.97	(285,23)	.00	.97	.00	.00	.00	.30	.13	.00	.00	.20	.09	.00
				Links 10+	.00	.00	.03	.00	.00	.00	.23	.00	.00	.00
37	1.31	(285,23)	.00	1.31	.00	.00	.00	.24	.23	.00	.01	.29	.01	.00
				Links 10+	.00	.00	.03	.00	.00	.00	.50	.00	.00	.00
38	2.06	(285,24)	.00	2.06	.00	.00	.00	.09	.51	.00	.01	.31	.00	.00
				Links 10+	.00	.00	.06	.00	.00	.00	1.07	.00	.00	.00
39	2.27	(285,24)	.00	2.27	.00	.00	.00	.00	.61	.00	.01	.31	.00	.00
				Links 10+	.00	.00	.06	.00	.00	.00	1.27	.00	.00	.00
40	2.23	(285,24)	.00	2.23	.00	.00	.00	.00	.61	.00	.01	.31	.00	.00
				Links 10+	.00	.00	.06	.00	.00	.00	1.23	.00	.00	.00
41	2.03	(285,24)	.00	2.03	.00	.00	.00	.00	.61	.01	.01	.31	.00	.00
				Links 10+	.00	.00	.06	.00	.00	.00	1.01	.00	.00	.00
42	1.73	(316,17)	.00	1.73	.00	.09	.01	.06	.40	.00	.00	.14	.04	.01
				Links 10+	.09	.00	.00	.00	.00	.00	.89	.00	.00	.00
43	1.63	(50,12)	.00	1.63	.00	.08	.00	.05	.42	.00	.00	.08	.03	.02
				Links 10+	.12	.00	.00	.00	.00	.00	.83	.00	.00	.00
44	1.38	(50,12)	.00	1.38	.00	.08	.00	.03	.42	.00	.00	.12	.03	.00
				Links 10+	.10	.00	.00	.00	.00	.00	.60	.00	.00	.00
45	1.23	(50,12)	.00	1.23	.00	.07	.00	.02	.47	.00	.00	.15	.03	.00
				Links 10+	.08	.00	.00	.00	.00	.00	.42	.00	.00	.00

JOB: HSS FDR Air Quality Build/105' Jets

RUN: FDR DRIVE BET E 67TH-75TH STS/105' JETS

LINK CONTRIBUTION TABLES

MAXIMUM 8-HOUR AVERAGED LINK CONTRIBUTIONS
IN PARTS PER MILLION (PPM)
INCLUDING AMBIENT BACKGROUND CONCENTRATIONS.

Rcptr No.	Total Conc	Ending Day Hr	Ambient Backgnd	Total Link	Link +1	Link +2	Link +3	Link +4	Link +5	Link +6	Link +7	Link +8	Link +9	Link +10
46	1.10	(50,12)	.00	1.10	.00	.07	.00	.02	.47	.00	.00	.17	.02	.00
				Links 10+	.08	.00	.00	.00	.00	.00	.28	.00	.00	.00
47	1.03	(316,17)	.00	1.03	.00	.04	.00	.01	.51	.00	.00	.21	.01	.00
				Links 10+	.07	.00	.01	.00	.00	.00	.14	.00	.00	.00
48	1.00	(285,24)	.00	1.00	.00	.00	.00	.00	.60	.01	.03	.31	.00	.00
				Links 10+	.00	.00	.04	.00	.00	.00	.00	.00	.00	.00
49	1.00	(285,24)	.00	1.00	.00	.00	.00	.00	.60	.03	.04	.30	.00	.00
				Links 10+	.00	.00	.03	.00	.00	.00	.00	.00	.00	.00
50	.99	(285,23)	.00	.99	.00	.00	.00	.00	.60	.03	.09	.27	.00	.00
				Links 10+	.00	.00	.00	.00	.00	.00	.00	.00	.00	.00
51	.99	(285,23)	.00	.99	.00	.00	.00	.00	.60	.04	.10	.24	.00	.00
				Links 10+	.00	.00	.00	.00	.00	.00	.00	.00	.00	.00
52	1.04	(285,23)	.00	1.04	.00	.00	.00	.00	.59	.07	.16	.23	.00	.00
				Links 10+	.00	.00	.00	.00	.00	.00	.00	.00	.00	.00
53	1.04	(285,24)	.00	1.04	.00	.00	.00	.00	.56	.09	.21	.19	.00	.00
				Links 10+	.00	.00	.00	.00	.00	.00	.00	.00	.00	.00
54	1.09	(285,23)	.00	1.09	.00	.00	.00	.00	.50	.20	.30	.09	.00	.00
				Links 10+	.00	.00	.00	.00	.00	.00	.00	.00	.00	.00
55	1.07	(285,23)	.00	1.07	.00	.00	.00	.00	.30	.37	.39	.01	.00	.00
				Links 10+	.00	.00	.00	.00	.00	.00	.00	.00	.00	.00
56	1.03	(285,23)	.00	1.03	.00	.00	.00	.00	.00	.63	.40	.00	.00	.00
				Links 10+	.00	.00	.00	.00	.00	.00	.00	.00	.00	.00
57	1.26	(285,24)	.00	1.26	.31	.44	.00	.00	.00	.00	.00	.00	.00	.00
				Links 10+	.39	.01	.00	.00	.00	.04	.00	.06	.00	.00
58	1.41	(285,24)	.00	1.41	.51	.21	.00	.00	.00	.00	.00	.00	.00	.00
				Links 10+	.29	.11	.00	.00	.00	.03	.00	.26	.00	.00
59	1.51	(285,24)	.00	1.51	.56	.10	.00	.00	.00	.00	.00	.00	.00	.00
				Links 10+	.20	.20	.00	.00	.00	.01	.00	.44	.00	.00
60	1.70	(285,24)	.00	1.70	.59	.06	.00	.00	.00	.00	.00	.00	.00	.00
				Links 10+	.14	.27	.00	.00	.00	.01	.00	.63	.00	.00

JOB: HSS FDR Air Quality Build/105' Jets

RUN: FDR DRIVE BET E 67TH-75TH STS/105' JETS

LINK CONTRIBUTION TABLES

SECOND HIGHEST 8-HOUR AVERAGED LINK CONTRIBUTIONS
IN PARTS PER MILLION (PPM)
INCLUDING AMBIENT BACKGROUND CONCENTRATIONS.

Rcptr No.	Total Conc	Ending Day Hr	Ambient Backgnd	Total Link	Link +1	Link +2	Link +3	Link +4	Link +5	Link +6	Link +7	Link +8	Link +9	Link +10
1	1.19	(338,24)	.00	1.19	.36	.13	.00	.00	.00	.00	.00	.00	.00	.00
				Links 10+	.09	.21	.00	.00	.00	.00	.00	.40	.00	.00
2	1.21	(338,24)	.00	1.21	.19	.37	.00	.00	.00	.00	.00	.00	.00	.00
				Links 10+	.10	.19	.00	.00	.00	.00	.00	.37	.00	.00
3	1.14	(316,17)	.00	1.14	.19	.41	.00	.00	.00	.00	.00	.00	.00	.00
				Links 10+	.11	.19	.00	.00	.00	.00	.00	.24	.00	.00
4	1.13	(50,12)	.00	1.13	.18	.45	.00	.00	.00	.00	.00	.00	.00	.00
				Links 10+	.07	.18	.00	.00	.00	.00	.00	.25	.00	.00
5	1.17	(50,12)	.00	1.17	.17	.50	.00	.00	.00	.00	.00	.00	.00	.00
				Links 10+	.08	.18	.00	.00	.00	.00	.00	.23	.00	.00
6	1.12	(50,12)	.00	1.12	.13	.50	.00	.00	.00	.00	.00	.00	.00	.00
				Links 10+	.13	.15	.00	.00	.00	.00	.00	.20	.00	.00
7	1.11	(316,17)	.00	1.11	.09	.59	.00	.00	.00	.00	.00	.00	.00	.00
				Links 10+	.24	.09	.00	.00	.00	.00	.00	.11	.00	.00
8	1.13	(50,12)	.00	1.13	.08	.58	.00	.00	.00	.00	.00	.00	.00	.00
				Links 10+	.22	.10	.00	.00	.00	.00	.00	.15	.00	.00
9	1.10	(316,17)	.00	1.10	.04	.61	.00	.00	.00	.00	.00	.00	.00	.00
				Links 10+	.29	.07	.00	.00	.00	.00	.00	.09	.00	.00
10	1.12	(50,12)	.00	1.12	.05	.65	.00	.00	.00	.00	.00	.00	.00	.00
				Links 10+	.25	.07	.00	.00	.00	.00	.00	.10	.00	.00
11	1.13	(129,23)	.00	1.13	.08	.65	.00	.00	.00	.00	.00	.00	.00	.00
				Links 10+	.24	.08	.00	.00	.00	.00	.00	.09	.00	.00
12	1.11	(316,17)	.00	1.11	.04	.66	.00	.00	.00	.00	.00	.00	.00	.00
				Links 10+	.30	.06	.00	.00	.00	.00	.00	.06	.00	.00
13	1.10	(129,23)	.00	1.10	.05	.68	.00	.00	.00	.00	.00	.00	.00	.00
				Links 10+	.24	.06	.00	.00	.00	.00	.00	.08	.00	.00
14	1.09	(129,23)	.00	1.09	.04	.69	.00	.00	.00	.00	.00	.00	.00	.00
				Links 10+	.25	.05	.00	.00	.00	.00	.00	.06	.00	.00
15	1.07	(316,17)	.00	1.07	.01	.67	.00	.00	.00	.00	.00	.00	.00	.00
				Links 10+	.33	.03	.00	.00	.00	.00	.00	.03	.00	.00
16	1.06	(316,17)	.00	1.06	.01	.67	.00	.00	.00	.00	.00	.00	.00	.00
				Links 10+	.33	.01	.00	.00	.00	.00	.00	.03	.00	.00
17	1.06	(316,17)	.00	1.06	.01	.67	.00	.00	.00	.00	.00	.00	.00	.00
				Links 10+	.33	.01	.00	.00	.00	.00	.00	.03	.00	.00
18	1.09	(316,17)	.00	1.09	.01	.70	.00	.00	.00	.00	.00	.00	.00	.00
				Links 10+	.34	.01	.00	.00	.00	.00	.00	.01	.00	.00
19	1.07	(316,17)	.00	1.07	.01	.69	.00	.00	.00	.00	.00	.00	.00	.00
				Links 10+	.34	.01	.00	.00	.00	.00	.00	.01	.00	.00

JOB: HSS FDR Air Quality Build/105' Jets

RUN: FDR DRIVE BET E 67TH-75TH STS/105' JETS

LINK CONTRIBUTION TABLES

SECOND HIGHEST 8-HOUR AVERAGED LINK CONTRIBUTIONS
IN PARTS PER MILLION (PPM)
INCLUDING AMBIENT BACKGROUND CONCENTRATIONS.

Rcptr No.	Total Conc	Ending Day Hr	Ambient Backgnd	Total Link	Link +1	Link +2	Link +3	Link +4	Link +5	Link +6	Link +7	Link +8	Link +9	Link +10
20	1.06	(316,17)	.00	1.06	.01	.67	.00	.00	.00	.00	.00	.00	.00	.00
				Links 10+	.34	.01	.00	.00	.00	.00	.00	.01	.00	.00
21	1.07	(316,17)	.00	1.07	.01	.67	.00	.00	.00	.00	.00	.00	.00	.00
				Links 10+	.36	.01	.00	.00	.00	.00	.00	.01	.00	.00
22	1.11	(316,17)	.00	1.11	.01	.70	.00	.00	.00	.00	.00	.00	.00	.00
				Links 10+	.37	.01	.00	.00	.00	.00	.00	.01	.00	.00
23	1.11	(316,17)	.00	1.11	.01	.70	.00	.00	.00	.00	.00	.00	.00	.00
				Links 10+	.37	.01	.00	.00	.00	.00	.00	.01	.00	.00
24	1.13	(316,17)	.00	1.13	.01	.71	.00	.00	.00	.00	.00	.00	.00	.00
				Links 10+	.37	.01	.00	.00	.00	.00	.00	.01	.00	.00
25	1.11	(316,17)	.00	1.11	.01	.70	.00	.00	.00	.00	.00	.00	.00	.00
				Links 10+	.37	.01	.00	.00	.00	.00	.00	.01	.00	.00
26	1.11	(316,17)	.00	1.11	.01	.70	.00	.00	.00	.00	.00	.00	.00	.00
				Links 10+	.37	.01	.00	.00	.00	.00	.00	.01	.00	.00
27	1.13	(316,17)	.00	1.13	.00	.71	.00	.00	.00	.00	.00	.00	.00	.00
				Links 10+	.39	.01	.00	.00	.00	.00	.00	.01	.00	.00
28	1.13	(316,17)	.00	1.13	.00	.71	.00	.00	.00	.00	.00	.00	.00	.00
				Links 10+	.39	.01	.00	.00	.00	.00	.00	.01	.00	.00
29	1.13	(316,17)	.00	1.13	.00	.71	.00	.00	.00	.00	.00	.00	.00	.00
				Links 10+	.39	.01	.00	.00	.00	.00	.00	.01	.00	.00
30	1.10	(285,24)	.00	1.10	.00	.59	.13	.03	.01	.00	.00	.03	.03	.17
				Links 10+	.10	.00	.00	.00	.00	.00	.01	.00	.00	.00
31	1.12	(50,12)	.00	1.12	.00	.73	.00	.00	.00	.00	.00	.00	.00	.00
				Links 10+	.37	.00	.00	.00	.00	.02	.00	.00	.00	.00
32	1.05	(50,12)	.00	1.05	.00	.67	.00	.00	.00	.00	.00	.00	.00	.00
				Links 10+	.37	.00	.00	.00	.00	.02	.00	.00	.00	.00
33	1.04	(129,23)	.00	1.04	.00	.51	.19	.00	.00	.00	.00	.00	.00	.01
				Links 10+	.31	.00	.00	.00	.00	.01	.00	.00	.00	.00
34	.97	(50,12)	.00	.97	.00	.37	.27	.00	.00	.00	.00	.00	.00	.02
				Links 10+	.30	.00	.00	.00	.00	.02	.00	.00	.00	.00
35	.87	(50,12)	.00	.87	.00	.27	.22	.05	.00	.00	.00	.00	.00	.03
				Links 10+	.28	.00	.00	.00	.00	.02	.00	.00	.00	.00
36	.91	(342,23)	.00	.91	.00	.00	.00	.18	.20	.01	.01	.16	.03	.00
				Links 10+	.00	.00	.03	.00	.00	.00	.30	.00	.00	.00
37	1.15	(342,23)	.00	1.15	.00	.00	.00	.13	.30	.01	.03	.19	.01	.00
				Links 10+	.00	.00	.03	.00	.00	.00	.46	.00	.00	.00
38	1.64	(326, 1)	.00	1.64	.00	.00	.00	.04	.44	.00	.00	.27	.00	.00
				Links 10+	.00	.00	.01	.00	.00	.00	.87	.00	.00	.00

JOB: HSS FDR Air Quality Build/105' Jets

RUN: FDR DRIVE BET E 67TH-75TH STS/105' JETS

LINK CONTRIBUTION TABLES

SECOND HIGHEST 8-HOUR AVERAGED LINK CONTRIBUTIONS
IN PARTS PER MILLION (PPM)
INCLUDING AMBIENT BACKGROUND CONCENTRATIONS.

Rcptr No.	Total Conc	Ending Day Hr	Ambient Backgnd	Total Link		Link +1	Link +2	Link +3	Link +4	Link +5	Link +6	Link +7	Link +8	Link +9	Link +10
39	1.79	(326, 1)	.00	1.79		.00	.00	.00	.00	.51	.00	.00	.27	.00	.00
					Links 10+	.00	.00	.01	.00	.00	.00	.99	.00	.00	.00
40	1.79	(326, 1)	.00	1.79		.00	.00	.00	.00	.53	.00	.01	.27	.00	.00
					Links 10+	.00	.00	.01	.00	.00	.00	.96	.00	.00	.00
41	1.66	(316,17)	.00	1.66		.00	.10	.01	.07	.36	.00	.00	.11	.06	.01
					Links 10+	.11	.00	.00	.00	.00	.00	.81	.00	.00	.00
42	1.62	(50,12)	.00	1.62		.00	.10	.02	.05	.38	.00	.00	.05	.05	.02
					Links 10+	.15	.00	.00	.00	.00	.00	.80	.00	.00	.00
43	1.59	(316,17)	.00	1.59		.00	.07	.01	.03	.41	.00	.00	.14	.04	.01
					Links 10+	.09	.00	.00	.00	.00	.00	.77	.00	.00	.00
44	1.30	(129,23)	.00	1.30		.00	.08	.00	.03	.44	.00	.00	.11	.03	.00
					Links 10+	.08	.00	.00	.00	.00	.00	.55	.00	.00	.00
45	1.19	(316,17)	.00	1.19		.00	.07	.01	.01	.49	.00	.00	.20	.01	.00
					Links 10+	.09	.00	.00	.00	.00	.00	.30	.00	.00	.00
46	1.09	(316,17)	.00	1.09		.00	.06	.00	.01	.49	.00	.00	.20	.01	.00
					Links 10+	.09	.00	.01	.00	.00	.00	.21	.00	.00	.00
47	1.02	(50,12)	.00	1.02		.00	.05	.00	.00	.47	.00	.00	.18	.02	.00
					Links 10+	.08	.00	.00	.00	.00	.00	.22	.00	.00	.00
48	.99	(316,17)	.00	.99		.00	.04	.00	.01	.51	.00	.00	.23	.01	.00
					Links 10+	.04	.00	.01	.00	.00	.00	.11	.00	.00	.00
49	.97	(316,17)	.00	.97		.00	.04	.00	.01	.51	.00	.00	.23	.00	.00
					Links 10+	.04	.00	.01	.00	.00	.00	.11	.00	.00	.00
50	.95	(129,23)	.00	.95		.00	.06	.00	.00	.52	.00	.00	.19	.00	.00
					Links 10+	.08	.00	.00	.00	.00	.00	.10	.00	.00	.00
51	.97	(316,17)	.00	.97		.00	.04	.00	.00	.53	.00	.00	.26	.00	.00
					Links 10+	.04	.00	.01	.00	.00	.00	.09	.00	.00	.00
52	.95	(129,23)	.00	.95		.00	.05	.00	.00	.55	.00	.00	.20	.00	.00
					Links 10+	.06	.00	.01	.00	.00	.00	.08	.00	.00	.00
53	.94	(129,23)	.00	.94		.00	.05	.00	.00	.55	.00	.00	.20	.00	.00
					Links 10+	.05	.00	.01	.00	.00	.00	.08	.00	.00	.00
54	.95	(129,23)	.00	.95		.00	.05	.00	.00	.55	.00	.00	.21	.00	.00
					Links 10+	.05	.00	.01	.00	.00	.00	.08	.00	.00	.00
55	.94	(129,23)	.00	.94		.00	.05	.00	.00	.55	.00	.00	.21	.00	.00
					Links 10+	.05	.00	.01	.00	.00	.00	.06	.00	.00	.00
56	.91	(129,23)	.00	.91		.00	.04	.00	.00	.55	.00	.00	.21	.00	.00
					Links 10+	.05	.00	.01	.00	.00	.00	.05	.00	.00	.00
57	1.24	(247,16)	.00	1.24		.41	.00	.00	.00	.00	.00	.00	.00	.00	.00
					Links 10+	.01	.27	.00	.00	.00	.00	.00	.54	.00	.00

JOB: HSS FDR Air Quality Build/105' Jets

RUN: FDR DRIVE BET E 67TH-75TH STS/105' JETS

LINK CONTRIBUTION TABLES

SECOND HIGHEST 8-HOUR AVERAGED LINK CONTRIBUTIONS
IN PARTS PER MILLION (PPM)
INCLUDING AMBIENT BACKGROUND CONCENTRATIONS.

Rcptr No.	Total Conc	Ending Day Hr	Ambient Backgnd	Total Link	Link +1	Link +2	Link +3	Link +4	Link +5	Link +6	Link +7	Link +8	Link +9	Link +10
58	1.28	(250,24)	.00	1.27	.41	.00	.00	.00	.00	.00	.00	.00	.00	.00
			Links	10+	.00	.26	.00	.00	.00	.00	.00	.60	.00	.00
59	1.21	(49,19)	.00	1.21	.37	.00	.00	.00	.00	.00	.00	.00	.00	.00
			Links	10+	.01	.27	.00	.00	.00	.00	.00	.56	.00	.00
60	1.24	(326, 1)	.00	1.24	.47	.04	.00	.00	.00	.00	.00	.00	.00	.00
			Links	10+	.13	.17	.00	.00	.00	.00	.00	.43	.00	.00

MAXIMUM 1-HOUR AVERAGED LINK CONTRIBUTIONS
IN PARTS PER MILLION (PPM)
INCLUDING AMBIENT BACKGROUND CONCENTRATIONS.

Rcptr No.	Total Conc	Ending Day Hr	Ambient Backgnd	Total Link	Link +1	Link +2	Link +3	Link +4	Link +5	Link +6	Link +7	Link +8	Link +9	Link +10
1	2.20	(285,21)	.00	2.20	.00	1.40	.00	.00	.00	.00	.00	.00	.00	.00
			Links	10+	.70	.00	.00	.00	.00	.10	.00	.00	.00	.00
2	2.30	(50, 8)	.00	2.30	.80	.30	.00	.00	.00	.00	.00	.00	.00	.00
			Links	10+	.00	.50	.00	.00	.00	.00	.00	.70	.00	.00
3	2.40	(50, 8)	.00	2.40	.50	.70	.00	.00	.00	.00	.00	.00	.00	.00
			Links	10+	.00	.50	.00	.00	.00	.00	.00	.70	.00	.00
4	2.50	(50, 8)	.00	2.50	.30	1.00	.00	.00	.00	.00	.00	.00	.00	.00
			Links	10+	.10	.40	.00	.00	.00	.00	.00	.70	.00	.00
5	2.50	(50, 8)	.00	2.50	.20	1.10	.00	.00	.00	.00	.00	.00	.00	.00
			Links	10+	.20	.40	.00	.00	.00	.00	.00	.60	.00	.00
6	2.40	(50, 8)	.00	2.40	.20	1.10	.00	.00	.00	.00	.00	.00	.00	.00
			Links	10+	.30	.30	.00	.00	.00	.00	.00	.50	.00	.00
7	2.30	(29, 9)	.00	2.30	.20	1.10	.00	.00	.00	.00	.00	.00	.00	.00
			Links	10+	.30	.30	.00	.00	.00	.00	.00	.40	.00	.00
8	2.30	(50, 8)	.00	2.30	.10	1.20	.00	.00	.00	.00	.00	.00	.00	.00
			Links	10+	.50	.20	.00	.00	.00	.00	.00	.30	.00	.00
9	2.30	(50, 8)	.00	2.30	.10	1.30	.00	.00	.00	.00	.00	.00	.00	.00
			Links	10+	.50	.20	.00	.00	.00	.00	.00	.20	.00	.00
10	2.30	(41,18)	.00	2.30	.00	1.50	.00	.00	.10	.00	.00	.10	.00	.00
			Links	10+	.60	.00	.00	.00	.00	.00	.00	.00	.00	.00
11	2.30	(50, 8)	.00	2.30	.10	1.30	.00	.00	.00	.00	.00	.00	.00	.00
			Links	10+	.60	.10	.00	.00	.00	.00	.00	.20	.00	.00
12	2.20	(285,21)	.00	2.20	.00	1.40	.00	.00	.00	.00	.00	.00	.00	.00
			Links	10+	.70	.00	.00	.00	.00	.10	.00	.00	.00	.00

LINK CONTRIBUTION TABLES

MAXIMUM 1-HOUR AVERAGED LINK CONTRIBUTIONS
IN PARTS PER MILLION (PPM)
INCLUDING AMBIENT BACKGROUND CONCENTRATIONS.

Rcptr No.	Total Conc	Ending Day Hr	Ambient Backgnd	Total Link	Link +1	Link +2	Link +3	Link +4	Link +5	Link +6	Link +7	Link +8	Link +9	Link +10
13	2.30	(41,18)	.00	2.30	.00	1.50	.00	.00	.10	.00	.10	.10	.00	.00
				Links 10+	.50	.00	.00	.00	.00	.00	.00	.00	.00	.00
14	2.20	(41,18)	.00	2.20	.00	1.40	.00	.00	.10	.00	.10	.10	.00	.00
				Links 10+	.50	.00	.00	.00	.00	.00	.00	.00	.00	.00
15	2.30	(41,18)	.00	2.30	.00	1.40	.00	.00	.10	.00	.10	.10	.00	.00
				Links 10+	.50	.00	.00	.00	.00	.00	.10	.00	.00	.00
16	2.30	(41,18)	.00	2.30	.00	1.40	.00	.00	.10	.00	.10	.10	.00	.00
				Links 10+	.50	.00	.00	.00	.00	.00	.10	.00	.00	.00
17	2.30	(41,18)	.00	2.30	.00	1.40	.00	.00	.10	.00	.10	.10	.00	.00
				Links 10+	.50	.00	.00	.00	.00	.00	.10	.00	.00	.00
18	2.20	(41,18)	.00	2.20	.00	1.40	.00	.00	.10	.00	.10	.10	.00	.00
				Links 10+	.40	.00	.00	.00	.00	.00	.10	.00	.00	.00
19	2.20	(41,18)	.00	2.20	.00	1.40	.00	.00	.10	.00	.10	.10	.00	.00
				Links 10+	.40	.00	.00	.00	.00	.00	.10	.00	.00	.00
20	2.20	(285,21)	.00	2.20	.00	1.40	.00	.00	.00	.00	.00	.00	.00	.00
				Links 10+	.70	.00	.00	.00	.00	.10	.00	.00	.00	.00
21	2.30	(41,18)	.00	2.30	.00	1.30	.00	.00	.10	.10	.10	.10	.00	.10
				Links 10+	.40	.00	.00	.00	.00	.00	.10	.00	.00	.00
22	2.30	(41,18)	.00	2.30	.00	1.30	.10	.00	.10	.10	.10	.10	.00	.10
				Links 10+	.30	.00	.00	.00	.00	.00	.10	.00	.00	.00
23	2.20	(41,18)	.00	2.20	.00	1.20	.10	.00	.10	.10	.10	.10	.00	.10
				Links 10+	.30	.00	.00	.00	.00	.00	.10	.00	.00	.00
24	2.30	(41,18)	.00	2.30	.00	1.20	.10	.00	.10	.10	.10	.10	.10	.10
				Links 10+	.30	.00	.00	.00	.00	.00	.10	.00	.00	.00
25	2.30	(41,18)	.00	2.30	.00	1.10	.10	.10	.10	.10	.10	.20	.10	.10
				Links 10+	.20	.00	.00	.00	.00	.00	.10	.00	.00	.00
26	2.30	(41,18)	.00	2.30	.00	1.00	.10	.10	.20	.10	.10	.20	.10	.10
				Links 10+	.20	.00	.00	.00	.00	.00	.10	.00	.00	.00
27	2.30	(41,18)	.00	2.30	.00	1.00	.10	.10	.20	.10	.10	.20	.10	.10
				Links 10+	.10	.00	.00	.00	.00	.00	.20	.00	.00	.00
28	2.20	(41,18)	.00	2.20	.00	.80	.20	.10	.20	.10	.10	.20	.10	.10
				Links 10+	.10	.00	.00	.00	.00	.00	.20	.00	.00	.00
29	2.20	(50, 8)	.00	2.20	.00	1.40	.00	.00	.00	.00	.00	.00	.00	.00
				Links 10+	.70	.00	.00	.00	.00	.10	.00	.00	.00	.00
30	2.20	(29, 9)	.00	2.20	.00	1.40	.00	.00	.00	.00	.00	.00	.00	.00
				Links 10+	.70	.00	.00	.00	.00	.10	.00	.00	.00	.00
31	2.20	(29, 9)	.00	2.20	.00	1.40	.00	.00	.00	.00	.00	.00	.00	.00
				Links 10+	.70	.00	.00	.00	.00	.10	.00	.00	.00	.00

JOB: HSS FDR Air Quality Build/105' Jets

RUN: FDR DRIVE BET E 67TH-75TH STS/105' JETS

LINK CONTRIBUTION TABLES

MAXIMUM 1-HOUR AVERAGED LINK CONTRIBUTIONS
IN PARTS PER MILLION (PPM)
INCLUDING AMBIENT BACKGROUND CONCENTRATIONS.

Rcptr No.	Total Conc	Ending Day Hr	Ambient Backgnd	Total Link	Link +1	Link +2	Link +3	Link +4	Link +5	Link +6	Link +7	Link +8	Link +9	Link +10
32	2.10	(41,18)	.00	2.10	.00	.00	.50	.30	.30	.10	.10	.30	.10	.00
				Links 10+	.00	.00	.10	.00	.00	.00	.30	.00	.00	.00
33	2.10	(29, 9)	.00	2.10	.00	1.00	.30	.00	.00	.00	.00	.00	.00	.00
				Links 10+	.70	.00	.00	.00	.00	.10	.00	.00	.00	.00
34	2.00	(41,18)	.00	2.00	.00	.00	.00	.40	.40	.10	.10	.40	.00	.00
				Links 10+	.00	.00	.10	.00	.00	.00	.50	.00	.00	.00
35	2.30	(41,18)	.00	2.30	.00	.00	.00	.40	.50	.10	.10	.40	.00	.00
				Links 10+	.00	.00	.10	.00	.00	.00	.70	.00	.00	.00
36	2.60	(41,18)	.00	2.60	.00	.00	.00	.30	.70	.10	.10	.40	.00	.00
				Links 10+	.00	.00	.10	.00	.00	.00	.90	.00	.00	.00
37	3.10	(41,18)	.00	3.10	.00	.00	.00	.20	.90	.10	.20	.40	.00	.00
				Links 10+	.00	.00	.10	.00	.00	.00	1.20	.00	.00	.00
38	3.60	(285,21)	.00	3.60	.00	.00	.00	.10	1.00	.00	.00	.50	.00	.00
				Links 10+	.00	.00	.10	.00	.00	.00	1.90	.00	.00	.00
39	3.80	(285,21)	.00	3.80	.00	.00	.00	.00	1.10	.00	.00	.50	.00	.00
				Links 10+	.00	.00	.10	.00	.00	.00	2.10	.00	.00	.00
40	3.70	(285,21)	.00	3.70	.00	.00	.00	.00	1.10	.00	.00	.50	.00	.00
				Links 10+	.00	.00	.10	.00	.00	.00	2.00	.00	.00	.00
41	3.20	(50, 8)	.00	3.20	.00	.10	.10	.20	.70	.00	.00	.10	.20	.10
				Links 10+	.20	.00	.00	.00	.00	.00	1.50	.00	.00	.00
42	3.20	(50, 8)	.00	3.20	.00	.10	.00	.10	.80	.00	.00	.10	.10	.10
				Links 10+	.20	.00	.00	.00	.00	.00	1.70	.00	.00	.00
43	3.40	(50, 8)	.00	3.40	.00	.10	.00	.10	.90	.00	.00	.20	.10	.10
				Links 10+	.10	.00	.00	.00	.00	.00	1.80	.00	.00	.00
44	2.90	(50, 8)	.00	2.90	.00	.10	.00	.10	.90	.00	.00	.30	.10	.00
				Links 10+	.10	.00	.00	.00	.00	.00	1.30	.00	.00	.00
45	2.70	(316,17)	.00	2.70	.00	.30	.10	.10	.80	.00	.00	.10	.10	.00
				Links 10+	.30	.00	.00	.00	.00	.00	.90	.00	.00	.00
46	2.30	(316,17)	.00	2.30	.00	.20	.00	.10	.80	.00	.00	.10	.10	.00
				Links 10+	.30	.00	.00	.00	.00	.00	.70	.00	.00	.00
47	2.20	(316,17)	.00	2.20	.00	.20	.00	.10	.90	.00	.00	.20	.10	.00
				Links 10+	.20	.00	.00	.00	.00	.00	.50	.00	.00	.00
48	2.10	(316,17)	.00	2.10	.00	.20	.00	.10	.90	.00	.00	.20	.10	.00
				Links 10+	.20	.00	.00	.00	.00	.00	.40	.00	.00	.00
49	2.00	(316,17)	.00	2.00	.00	.20	.00	.10	.90	.00	.00	.20	.00	.00
				Links 10+	.20	.00	.00	.00	.00	.00	.40	.00	.00	.00
50	1.90	(29, 9)	.00	1.90	.00	.10	.00	.00	1.00	.00	.00	.40	.00	.00
				Links 10+	.10	.00	.10	.00	.00	.00	.20	.00	.00	.00

JOB: HSS FDR Air Quality Build/105' Jets

RUN: FDR DRIVE BET E 67TH-75TH STS/105' JETS

LINK CONTRIBUTION TABLES

MAXIMUM 1-HOUR AVERAGED LINK CONTRIBUTIONS
IN PARTS PER MILLION (PPM)
INCLUDING AMBIENT BACKGROUND CONCENTRATIONS.

Rcptr No.	Total Conc	Ending Day Hr	Ambient Backgnd	Total Link	Link +1	Link +2	Link +3	Link +4	Link +5	Link +6	Link +7	Link +8	Link +9	Link +10
51	2.00	(316,17)	.00	2.00	.00	.20	.00	.00	1.00	.00	.00	.30	.00	.00
			Links	10+	.20	.00	.00	.00	.00	.00	.30	.00	.00	.00
52	1.90	(316,17)	.00	1.90	.00	.20	.00	.00	1.00	.00	.00	.30	.00	.00
			Links	10+	.20	.00	.00	.00	.00	.00	.20	.00	.00	.00
53	2.00	(285,21)	.00	2.00	.00	.00	.00	.00	1.00	.30	.50	.20	.00	.00
			Links	10+	.00	.00	.00	.00	.00	.00	.00	.00	.00	.00
54	1.90	(285,21)	.00	1.90	.00	.00	.00	.00	.80	.40	.60	.10	.00	.00
			Links	10+	.00	.00	.00	.00	.00	.00	.00	.00	.00	.00
55	2.00	(285,21)	.00	2.00	.00	.00	.00	.00	.50	.80	.70	.00	.00	.00
			Links	10+	.00	.00	.00	.00	.00	.00	.00	.00	.00	.00
56	1.90	(285,21)	.00	1.90	.00	.00	.00	.00	.00	1.20	.70	.00	.00	.00
			Links	10+	.00	.00	.00	.00	.00	.00	.00	.00	.00	.00
57	2.20	(285,21)	.00	2.20	.50	.90	.00	.00	.00	.00	.00	.00	.00	.00
			Links	10+	.70	.00	.00	.00	.00	.10	.00	.00	.00	.00
58	2.40	(172,16)	.00	2.40	.70	.00	.00	.00	.00	.00	.00	.00	.00	.00
			Links	10+	.10	.50	.00	.00	.00	.00	.00	1.10	.00	.00
59	2.60	(285,21)	.00	2.60	1.00	.30	.00	.00	.00	.00	.00	.00	.00	.00
			Links	10+	.40	.20	.00	.00	.00	.10	.00	.60	.00	.00
60	2.80	(285,21)	.00	2.80	1.00	.10	.00	.00	.00	.00	.00	.00	.00	.00
			Links	10+	.30	.40	.00	.00	.00	.10	.00	.90	.00	.00

SECOND HIGHEST 1-HOUR AVERAGED LINK CONTRIBUTIONS
IN PARTS PER MILLION (PPM)
INCLUDING AMBIENT BACKGROUND CONCENTRATIONS.

Rcptr No.	Total Conc	Ending Day Hr	Ambient Backgnd	Total Link	Link +1	Link +2	Link +3	Link +4	Link +5	Link +6	Link +7	Link +8	Link +9	Link +10
1	2.10	(41,18)	.00	2.10	.00	1.50	.00	.00	.00	.00	.00	.00	.00	.00
			Links	10+	.60	.00	.00	.00	.00	.00	.00	.00	.00	.00
2	2.30	(338,20)	.00	2.30	.50	.40	.00	.00	.00	.00	.00	.00	.00	.00
			Links	10+	.00	.50	.00	.00	.00	.00	.00	.90	.00	.00
3	2.40	(76,19)	.00	2.40	.50	.70	.00	.00	.00	.00	.00	.00	.00	.00
			Links	10+	.00	.50	.00	.00	.00	.00	.00	.70	.00	.00
4	2.40	(76,19)	.00	2.40	.30	.90	.00	.00	.00	.00	.00	.00	.00	.00
			Links	10+	.10	.40	.00	.00	.00	.00	.00	.70	.00	.00
5	2.30	(76,19)	.00	2.30	.20	1.00	.00	.00	.00	.00	.00	.00	.00	.00
			Links	10+	.20	.30	.00	.00	.00	.00	.00	.60	.00	.00

JOB: HSS FDR Air Quality Build/105' Jets

RUN: FDR DRIVE BET E 67TH-75TH STS/105' JETS

LINK CONTRIBUTION TABLES

SECOND HIGHEST 1-HOUR AVERAGED LINK CONTRIBUTIONS
IN PARTS PER MILLION (PPM)
INCLUDING AMBIENT BACKGROUND CONCENTRATIONS.

Rcptr No.	Total Conc	Ending Day Hr	Ambient Backgnd	Total Link	Link +1	Link +2	Link +3	Link +4	Link +5	Link +6	Link +7	Link +8	Link +9	Link +10
6	2.30	(76,19)	.00	2.30	.20	1.10	.00	.00	.00	.00	.00	.00	.00	.00
				Links 10+	.30	.30	.00	.00	.00	.00	.00	.40	.00	.00
7	2.30	(50, 8)	.00	2.30	.10	1.20	.00	.00	.00	.00	.00	.00	.00	.00
				Links 10+	.40	.20	.00	.00	.00	.00	.00	.40	.00	.00
8	2.20	(41,18)	.00	2.20	.00	1.50	.00	.00	.00	.00	.00	.10	.00	.00
				Links 10+	.60	.00	.00	.00	.00	.00	.00	.00	.00	.00
9	2.20	(29, 9)	.00	2.20	.10	1.20	.00	.00	.00	.00	.00	.00	.00	.00
				Links 10+	.40	.20	.00	.00	.00	.00	.00	.30	.00	.00
10	2.30	(50, 8)	.00	2.30	.10	1.30	.00	.00	.00	.00	.00	.00	.00	.00
				Links 10+	.60	.10	.00	.00	.00	.00	.00	.20	.00	.00
11	2.20	(41,18)	.00	2.20	.00	1.50	.00	.00	.10	.00	.00	.10	.00	.00
				Links 10+	.50	.00	.00	.00	.00	.00	.00	.00	.00	.00
12	2.10	(29, 9)	.00	2.10	.10	1.20	.00	.00	.00	.00	.00	.00	.00	.00
				Links 10+	.50	.10	.00	.00	.00	.00	.00	.20	.00	.00
13	2.20	(285,21)	.00	2.20	.00	1.40	.00	.00	.00	.00	.00	.00	.00	.00
				Links 10+	.70	.00	.00	.00	.00	.10	.00	.00	.00	.00
14	2.20	(285,21)	.00	2.20	.00	1.40	.00	.00	.00	.00	.00	.00	.00	.00
				Links 10+	.70	.00	.00	.00	.00	.10	.00	.00	.00	.00
15	2.20	(50, 8)	.00	2.20	.00	1.30	.00	.00	.00	.00	.00	.00	.00	.00
				Links 10+	.70	.10	.00	.00	.00	.00	.00	.10	.00	.00
16	2.20	(50, 8)	.00	2.20	.00	1.30	.00	.00	.00	.00	.00	.00	.00	.00
				Links 10+	.70	.10	.00	.00	.00	.00	.00	.10	.00	.00
17	2.20	(285,21)	.00	2.20	.00	1.40	.00	.00	.00	.00	.00	.00	.00	.00
				Links 10+	.70	.00	.00	.00	.00	.10	.00	.00	.00	.00
18	2.20	(50, 8)	.00	2.20	.00	1.40	.00	.00	.00	.00	.00	.00	.00	.00
				Links 10+	.70	.00	.00	.00	.00	.00	.00	.10	.00	.00
19	2.20	(285,21)	.00	2.20	.00	1.40	.00	.00	.00	.00	.00	.00	.00	.00
				Links 10+	.70	.00	.00	.00	.00	.10	.00	.00	.00	.00
20	2.10	(41,18)	.00	2.10	.00	1.30	.00	.00	.10	.00	.10	.10	.00	.00
				Links 10+	.40	.00	.00	.00	.00	.00	.10	.00	.00	.00
21	2.20	(285,21)	.00	2.20	.00	1.40	.00	.00	.00	.00	.00	.00	.00	.00
				Links 10+	.70	.00	.00	.00	.00	.10	.00	.00	.00	.00
22	2.20	(50, 8)	.00	2.20	.00	1.40	.00	.00	.00	.00	.00	.00	.00	.00
				Links 10+	.70	.00	.00	.00	.00	.10	.00	.00	.00	.00
23	2.20	(50, 8)	.00	2.20	.00	1.40	.00	.00	.00	.00	.00	.00	.00	.00
				Links 10+	.70	.00	.00	.00	.00	.10	.00	.00	.00	.00
24	2.20	(50, 8)	.00	2.20	.00	1.40	.00	.00	.00	.00	.00	.00	.00	.00
				Links 10+	.70	.00	.00	.00	.00	.10	.00	.00	.00	.00

JOB: HSS FDR Air Quality Build/105' Jets

RUN: FDR DRIVE BET E 67TH-75TH STS/105' JETS

LINK CONTRIBUTION TABLES

SECOND HIGHEST 1-HOUR AVERAGED LINK CONTRIBUTIONS
IN PARTS PER MILLION (PPM)
INCLUDING AMBIENT BACKGROUND CONCENTRATIONS.

Rcptr No.	Total Conc	Ending Day Hr	Ambient Backgnd	Total Link	Link +1	Link +2	Link +3	Link +4	Link +5	Link +6	Link +7	Link +8	Link +9	Link +10
25	2.20	(50, 8)	.00	2.20	.00	1.40	.00	.00	.00	.00	.00	.00	.00	.00
				Links 10+	.70	.00	.00	.00	.00	.10	.00	.00	.00	.00
26	2.20	(50, 8)	.00	2.20	.00	1.40	.00	.00	.00	.00	.00	.00	.00	.00
				Links 10+	.70	.00	.00	.00	.00	.10	.00	.00	.00	.00
27	2.20	(29, 9)	.00	2.20	.00	1.40	.00	.00	.00	.00	.00	.00	.00	.00
				Links 10+	.70	.00	.00	.00	.00	.10	.00	.00	.00	.00
28	2.20	(29, 9)	.00	2.20	.00	1.40	.00	.00	.00	.00	.00	.00	.00	.00
				Links 10+	.70	.00	.00	.00	.00	.10	.00	.00	.00	.00
29	2.10	(41,18)	.00	2.10	.00	.70	.30	.10	.20	.10	.10	.20	.10	.10
				Links 10+	.00	.00	.00	.00	.00	.00	.20	.00	.00	.00
30	2.20	(50, 8)	.00	2.20	.00	1.40	.00	.00	.00	.00	.00	.00	.00	.00
				Links 10+	.70	.00	.00	.00	.00	.10	.00	.00	.00	.00
31	2.20	(50, 8)	.00	2.20	.00	1.40	.00	.00	.00	.00	.00	.00	.00	.00
				Links 10+	.70	.00	.00	.00	.00	.10	.00	.00	.00	.00
32	2.10	(29, 9)	.00	2.10	.00	1.30	.00	.00	.00	.00	.00	.00	.00	.00
				Links 10+	.70	.00	.00	.00	.00	.10	.00	.00	.00	.00
33	2.10	(50, 8)	.00	2.10	.00	.90	.40	.00	.00	.00	.00	.00	.00	.00
				Links 10+	.70	.00	.00	.00	.00	.10	.00	.00	.00	.00
34	2.00	(50, 8)	.00	2.00	.00	.60	.60	.00	.00	.00	.00	.00	.00	.00
				Links 10+	.70	.00	.00	.00	.00	.10	.00	.00	.00	.00
35	2.00	(140, 7)	.00	2.00	.00	.00	.00	.30	.50	.10	.10	.40	.00	.00
				Links 10+	.00	.00	.00	.00	.00	.00	.60	.00	.00	.00
36	2.20	(140, 7)	.00	2.20	.00	.00	.00	.20	.60	.10	.10	.40	.00	.00
				Links 10+	.00	.00	.00	.00	.00	.00	.80	.00	.00	.00
37	2.50	(140, 7)	.00	2.50	.00	.00	.00	.10	.70	.10	.20	.40	.00	.00
				Links 10+	.00	.00	.00	.00	.00	.00	1.00	.00	.00	.00
38	3.30	(41,18)	.00	3.30	.00	.00	.00	.00	1.10	.10	.20	.40	.00	.00
				Links 10+	.00	.00	.10	.00	.00	.00	1.40	.00	.00	.00
39	3.20	(41,18)	.00	3.20	.00	.00	.00	.00	1.10	.10	.20	.40	.00	.00
				Links 10+	.00	.00	.10	.00	.00	.00	1.30	.00	.00	.00
40	3.20	(285,23)	.00	3.20	.00	.00	.00	.00	.80	.00	.00	.50	.00	.00
				Links 10+	.00	.00	.10	.00	.00	.00	1.80	.00	.00	.00
41	3.20	(285,21)	.00	3.20	.00	.00	.00	.00	1.10	.00	.00	.50	.00	.00
				Links 10+	.00	.00	.10	.00	.00	.00	1.50	.00	.00	.00
42	3.10	(76,19)	.00	3.10	.00	.10	.00	.10	.80	.00	.00	.10	.10	.10
				Links 10+	.10	.00	.00	.00	.00	.00	1.70	.00	.00	.00
43	3.10	(29, 9)	.00	3.10	.00	.10	.00	.10	.80	.00	.00	.10	.10	.10
				Links 10+	.20	.00	.00	.00	.00	.00	1.60	.00	.00	.00

LINK CONTRIBUTION TABLES

SECOND HIGHEST 1-HOUR AVERAGED LINK CONTRIBUTIONS
IN PARTS PER MILLION (PPM)
INCLUDING AMBIENT BACKGROUND CONCENTRATIONS.

Rcptr No.	Total Conc	Ending Day Hr	Ambient Backgnd	Total Link	Link +1	Link +2	Link +3	Link +4	Link +5	Link +6	Link +7	Link +8	Link +9	Link +10
44	2.90	(316,17)	.00	2.90	.00	.30	.10	.10	.70	.00	.00	.10	.10	.10
				Links 10+	.30	.00	.00	.00	.00	.00	1.10	.00	.00	.00
45	2.40	(29, 9)	.00	2.40	.00	.10	.00	.10	.90	.00	.00	.30	.10	.00
				Links 10+	.10	.00	.00	.00	.00	.00	.80	.00	.00	.00
46	2.20	(50, 8)	.00	2.20	.00	.10	.00	.00	1.00	.00	.00	.40	.10	.00
				Links 10+	.10	.00	.00	.00	.00	.00	.50	.00	.00	.00
47	2.00	(50, 8)	.00	2.00	.00	.00	.00	.00	1.00	.00	.00	.40	.10	.00
				Links 10+	.10	.00	.00	.00	.00	.00	.40	.00	.00	.00
48	1.90	(50, 8)	.00	1.90	.00	.00	.00	.00	1.00	.00	.00	.40	.00	.00
				Links 10+	.10	.00	.10	.00	.00	.00	.30	.00	.00	.00
49	1.90	(29, 9)	.00	1.90	.00	.10	.00	.00	1.00	.00	.00	.40	.00	.00
				Links 10+	.10	.00	.10	.00	.00	.00	.20	.00	.00	.00
50	1.90	(316,17)	.00	1.90	.00	.20	.00	.00	1.00	.00	.00	.20	.00	.00
				Links 10+	.20	.00	.00	.00	.00	.00	.30	.00	.00	.00
51	1.90	(41,18)	.00	1.90	.00	.00	.00	.00	.80	.50	.50	.10	.00	.00
				Links 10+	.00	.00	.00	.00	.00	.00	.00	.00	.00	.00
52	1.80	(29, 9)	.00	1.80	.00	.10	.00	.00	1.00	.00	.00	.40	.00	.00
				Links 10+	.10	.00	.10	.00	.00	.00	.10	.00	.00	.00
53	1.90	(316,17)	.00	1.90	.00	.20	.00	.00	1.00	.00	.00	.30	.00	.00
				Links 10+	.20	.00	.00	.00	.00	.00	.20	.00	.00	.00
54	1.90	(316,17)	.00	1.90	.00	.20	.00	.00	1.00	.00	.00	.30	.00	.00
				Links 10+	.20	.00	.00	.00	.00	.00	.20	.00	.00	.00
55	1.80	(316,17)	.00	1.80	.00	.10	.00	.00	1.00	.00	.00	.30	.00	.00
				Links 10+	.20	.00	.00	.00	.00	.00	.20	.00	.00	.00
56	1.80	(29, 9)	.00	1.80	.00	.00	.00	.00	1.00	.00	.00	.50	.00	.00
				Links 10+	.10	.00	.10	.00	.00	.00	.10	.00	.00	.00
57	2.10	(41,18)	.00	2.10	.20	1.30	.00	.00	.00	.00	.00	.00	.00	.00
				Links 10+	.60	.00	.00	.00	.00	.00	.00	.00	.00	.00
58	2.30	(285,21)	.00	2.30	.80	.50	.00	.00	.00	.00	.00	.00	.00	.00
				Links 10+	.60	.10	.00	.00	.00	.10	.00	.20	.00	.00
59	2.30	(172,16)	.00	2.30	.70	.00	.00	.00	.00	.00	.00	.00	.00	.00
				Links 10+	.00	.50	.00	.00	.00	.00	.00	1.10	.00	.00
60	2.30	(172,16)	.00	2.30	.70	.00	.00	.00	.00	.00	.00	.00	.00	.00
				Links 10+	.00	.50	.00	.00	.00	.00	.00	1.10	.00	.00

JOB: HSS FDR Air Quality Build/105' Jets

RUN: FDR DRIVE BET E 67TH-75TH STS/105' JETS

CALM DURATION FREQUENCY

Hours of Consecutive Calm Winds	Frequency of Occurrence	(Julian day/hour ending) of Significant Occurrences
1	155	(5,13)(5,19)(5,23)(6, 4)(29,10)(41,19)(49,19)(52, 8)(52,12)(59,18) (61,13)(63, 2)(63,24)(67,13)(73,17)(75, 1)(75,22)(76,16)(82,20)(83,14) (85, 5)(86,13)(87, 1)(88, 6)(92, 5)(109,21)(110, 1)(110, 3)(118, 7)(118, 9) (122, 7)(124,23)(126,21)(126,23)(127, 8)(131, 4)(135, 7)(139, 5)(139,16)(140, 6) (141, 4)(141, 8)(145, 4)(145, 6)(146,21)(147, 7)(147,13)(148, 2)(148, 8)(148,10) (150,21)(150,23)(154, 4)(154,18)(156, 5)(156,11)(156,15)(157,16)(158, 7)(160, 7) (160,11)(162,12)(162,22)(163, 2)(164, 5)(165, 2)(165,16)(165,22)(166,13)(170, 1) (170,15)(173, 1)(174, 4)(174,11)(174,14)(174,22)(175, 2)(175,16)(176, 7)(177,22) (180, 5)(182,24)(183, 5)(184, 4)(185, 8)(185,10)(188, 1)(190, 9)(194,21)(196, 3) (199, 2)(200, 2)(200,18)(200,23)(201, 1)(206, 3)(213,24)(216,10)(218,22)(219, 4) (224, 6)(225, 4)(226, 7)(227,17)(227,19)(227,21)(232, 5)(233, 6)(236,12)(238, 5) (247, 1)(247,11)(247,20)(249,16)(249,18)(249,20)(250,11)(253,10)(253,14)(257, 6) (258,22)(263,11)(264,24)(265, 2)(267, 5)(273,10)(275, 6)(281, 2)(281, 5)(282, 2) (282, 7)(282,15)(285,22)(286,23)(291, 6)(297,22)(298, 4)(298, 9)(305,23)(307, 4) (307,11)(308, 5)(310, 3)(315, 3)(316,16)(320,16)(326, 1)(326,17)(326,22)(330, 6) (338,24)(343,13)(350,14)(357, 4)(358, 4)
2	42	(6, 2)(26,13)(26,16)(34,15)(37,14)(50, 6)(66,24)(75, 4)(76,21)(83, 6) (95,22)(117,23)(124, 5)(125, 3)(127,12)(131, 1)(132, 7)(138, 1)(147, 5)(154, 9) (174, 2)(175, 5)(175, 8)(179,12)(190, 7)(196, 6)(197,17)(198, 5)(202,23)(211, 5) (228, 3)(253,22)(259, 2)(263, 5)(267,11)(279, 1)(293, 9)(310, 1)(314, 4)(326,14) (327, 2)(350,12)
3	14	(29, 6)(118, 4)(145, 1)(165, 8)(201, 6)(247,24)(282,12)(298, 2)(309,22)(314, 8) (320, 7)(320,11)(331, 7)(351, 5)
4	6	(1, 9)(115, 7)(141,13)(170, 6)(231, 7)(280, 5)
5	5	(64,15)(77, 3)(139, 2)(330, 3)(362,13)
6	3	(163,10)(225,13)(359,22)
7	1	(140, 4)
8	1	(54,14)
16	1	(48,12)
23	1	(13,18)

Program terminated normally

DATE : 7/19/ 8
TIME : 12:14:24

JOB: HSS FDR Air Quality Build/105' Jets

RUN: FDR DRIVE BET E 67TH-75TH STS/105' JETS

General Information

Run start date: 1/ 1/ 4 Julian: 1
end date: 12/31/ 4 Julian: 366

A Tier 2 approach was used for input data preparation.

The MODE flag has been set to C for calculating CO averages.

Ambient background concentrations are included in the averages below.

Site & Meteorological Constants

VS = .0 CM/S VD = .0 CM/S Z0 = 175. CM ATIM = 60.

Met. Sfc. Sta. Id & Yr = 72503 2004
Upper Air Sta. Id & Yr = 94703 2004

CAUTION: The input years for the Run and Meteorological data differ. The respective values are: 4 and 2004.

Urban mixing heights were processed.

In 2004, Julian day 1 is a Thursday.

The patterns from the input file have been assigned as follows:

Pattern # 1 is assigned to Monday.
Pattern # 1 is assigned to Tuesday.
Pattern # 1 is assigned to Wednesday.
Pattern # 1 is assigned to Thursday.
Pattern # 1 is assigned to Friday.
Pattern # 1 is assigned to Saturday.
Pattern # 1 is assigned to Sunday.

Link Data Constants - (Variable data in *.LNK file)

LINK DESCRIPTION	LINK COORDINATES (FT) X1	Y1	X2	Y2	LENGTH (FT)	BRG (DEG)	TYPE	H (FT)	W (FT)	NLANES
1. FDR N/B 67th-68th St*	-132.0	-225.0	15.0	-10.0	260.	34.	AG	.0	36.0	
2. FDR N/B 68th-71st St*	15.0	-10.0	438.0	608.0	749.	34.	AG	.0	36.0	
3. FDR N/B 71st St-Site*	438.0	608.0	472.0	657.0	60.	35.	AG	.0	36.0	
4. FDR N/B Site-itself *	472.0	657.0	530.0	743.0	104.	34.	AG	.0	36.0	
5. FDR N/B Site-73rd St*	530.0	743.0	773.0	1098.0	430.	34.	AG	.0	36.0	
6. FDR N/B 73rd-75th St*	773.0	1098.0	1056.0	1625.0	598.	28.	AG	.0	36.0	

Link Data Constants - (Variable data in *.LNK file)

LINK DESCRIPTION	LINK COORDINATES (FT) X1	Y1	X2	Y2	LENGTH (FT)	BRG (DEG)	TYPE	H (FT)	W (FT)	NLANES
7. FDR S/B 75th-73rd St	743.0	1118.0	1026.0	1645.0	598.	28.	AG	.0	36.0	
8. FDR S/B 73rd St-Site	500.0	763.0	743.0	1118.0	430.	34.	AG	.0	36.0	
9. FDR S/B Site-itself	442.0	679.0	500.0	763.0	102.	35.	AG	.0	36.0	
10. FDR S/B Site-71st St	408.0	628.0	442.0	679.0	61.	34.	AG	.0	36.0	
11. FDR S/B 71st-68th St	-15.0	10.0	408.0	628.0	749.	34.	AG	.0	36.0	
12. FDR S/B 68th-67th St	-162.0	-205.0	-15.0	10.0	260.	34.	AG	.0	36.0	
13. FDR Service 73-Site	477.0	779.0	720.0	1134.0	430.	34.	AG	.0	32.0	
14. FDR Service Rd Site	419.0	695.0	477.0	779.0	102.	35.	AG	.0	32.0	
15. FDR Service Site-71	385.0	644.0	419.0	695.0	61.	34.	AG	.0	32.0	
16. FDR Service 68-71 St	-38.0	26.0	385.0	644.0	749.	34.	AG	.0	32.0	
17. FDR N/B 35' Jet 71St	530.0	743.0	589.0	830.0	105.	34.	AG	.0	32.0	
18. FDR S/B 35' Jet 68St	-15.0	10.0	-74.0	-77.0	105.	214.	AG	.0	32.0	

Receptor Data

RECEPTOR	COORDINATES (FT) X	Y	Z
1. RECEPTOR 1	34.0	-23.0	6.0
2. RECEPTOR 2	48.0	-4.0	6.0
3. RECEPTOR 3	62.0	17.0	6.0
4. RECEPTOR 4	75.0	37.0	6.0
5. RECEPTOR 5	89.0	57.0	6.0
6. RECEPTOR 6	103.0	77.0	6.0
7. RECEPTOR 7	117.0	97.0	6.0
8. RECEPTOR 8	130.0	117.0	6.0
9. RECEPTOR 9	144.0	137.0	6.0
10. RECEPTOR 10	158.0	158.0	6.0
11. RECEPTOR 11	172.0	178.0	6.0
12. RECEPTOR 12	186.0	198.0	6.0
13. RECEPTOR 13	199.0	218.0	6.0
14. RECEPTOR 14	213.0	238.0	6.0
15. RECEPTOR 15	227.0	258.0	6.0
16. RECEPTOR 16	241.0	278.0	6.0
17. RECEPTOR 17	255.0	299.0	6.0
18. RECEPTOR 18	268.0	319.0	6.0
19. RECEPTOR 19	282.0	339.0	6.0
20. RECEPTOR 20	296.0	359.0	6.0
21. RECEPTOR 21	310.0	379.0	6.0
22. RECEPTOR 22	323.0	399.0	6.0

JOB: HSS FDR Air Quality Build/105' Jets

RUN: FDR DRIVE BET E 67TH-75TH STS/105' JETS

Receptor Data

RECEPTOR	COORDINATES (FT) X	Y	Z
23. RECEPTOR 23	337.0	419.0	6.0
24. RECEPTOR 24	351.0	440.0	6.0
25. RECEPTOR 25	365.0	460.0	6.0
26. RECEPTOR 26	379.0	480.0	6.0
27. RECEPTOR 27	392.0	500.0	6.0
28. RECEPTOR 28	406.0	520.0	6.0
29. RECEPTOR 29	420.0	540.0	6.0
30. RECEPTOR 30	434.0	561.0	6.0
31. RECEPTOR 31	447.0	581.0	6.0
32. RECEPTOR 32	461.0	601.0	6.0
33. RECEPTOR 33	475.0	621.0	6.0
34. RECEPTOR 34	489.0	641.0	6.0
35. RECEPTOR 35	503.0	661.0	6.0
36. RECEPTOR 36	516.0	681.0	6.0
37. RECEPTOR 37	530.0	702.0	6.0
38. RECEPTOR 38	544.0	722.0	6.0
39. RECEPTOR 39	558.0	742.0	6.0
40. RECEPTOR 40	571.0	762.0	6.0
41. RECEPTOR 41	585.0	782.0	6.0
42. RECEPTOR 42	599.0	802.0	6.0
43. RECEPTOR 43	613.0	822.0	6.0
44. RECEPTOR 44	627.0	843.0	6.0
45. RECEPTOR 45	640.0	863.0	6.0
46. RECEPTOR 46	654.0	883.0	6.0
47. RECEPTOR 47	668.0	903.0	6.0
48. RECEPTOR 48	682.0	923.0	6.0
49. RECEPTOR 49	696.0	943.0	6.0
50. RECEPTOR 50	709.0	964.0	6.0
51. RECEPTOR 51	723.0	984.0	6.0
52. RECEPTOR 52	737.0	1004.0	6.0
53. RECEPTOR 53	751.0	1024.0	6.0
54. RECEPTOR 54	764.0	1044.0	6.0
55. RECEPTOR 55	778.0	1064.0	6.0
56. RECEPTOR 56	792.0	1084.0	6.0
57. RECEPTOR 57	20.0	-44.0	6.0
58. RECEPTOR 58	6.0	-64.0	6.0
59. RECEPTOR 59	-7.0	-84.0	6.0
60. RECEPTOR 60	-21.0	-104.0	6.0

JOB: HSS FDR Air Quality Build/105' Jets

RUN: FDR DRIVE BET E 67TH-75TH STS/105' JETS

Model Results

Remarks : In search of the wind direction corresponding
to the maximum concentration, only the first
direction, of the directions with the same maximum
concentrations, is indicated as the maximum.

* MAXIMUM HOURLY CONCENTRATIONS WITH ANY AMBIENT BACKGROUND CONCENTRATIONS (BKG) ADDED
* (PPM)

	REC1	REC2	REC3	REC4	REC5	REC6	REC7	REC8	REC9	REC10
MAX+BKG	2.3	2.2	2.2	2.2	2.2	2.2	2.2	2.2	2.2	2.2
- BKG	.0	.0	.0	.0	.0	.0	.0	.0	.0	.0
MAX	2.3	2.2	2.2	2.2	2.2	2.2	2.2	2.2	2.2	2.2
WIND DIR	261	261	13	13	13	13	13	13	13	13
JULIAN	87	87	299	299	299	299	299	299	299	299
HOUR	9	9	18	18	18	18	18	18	18	18

	REC11	REC12	REC13	REC14	REC15	REC16	REC17	REC18	REC19	REC20
MAX+BKG	2.1	2.1	2.1	2.1	2.1	2.1	2.1	2.1	2.1	2.1
- BKG	.0	.0	.0	.0	.0	.0	.0	.0	.0	.0
MAX	2.1	2.1	2.1	2.1	2.1	2.1	2.1	2.1	2.1	2.1
WIND DIR	324	324	324	324	324	324	324	324	324	324
JULIAN	94	94	94	94	94	94	94	94	94	94
HOUR	17	17	17	17	17	17	17	17	17	17

	REC21	REC22	REC23	REC24	REC25	REC26	REC27	REC28	REC29	REC30
MAX+BKG	2.1	2.1	2.1	2.1	2.1	2.1	2.1	2.1	1.9	1.9
- BKG	.0	.0	.0	.0	.0	.0	.0	.0	.0	.0
MAX	2.1	2.1	2.1	2.1	2.1	2.1	2.1	2.1	1.9	1.9
WIND DIR	324	324	324	324	324	13	13	13	13	324
JULIAN	94	94	94	94	94	299	299	299	299	94
HOUR	17	17	17	17	17	18	18	18	18	17

	REC31	REC32	REC33	REC34	REC35	REC36	REC37	REC38	REC39	REC40
MAX+BKG	1.9	1.9	1.9	1.8	2.0	2.4	2.8	3.5	3.8	3.8
- BKG	.0	.0	.0	.0	.0	.0	.0	.0	.0	.0
MAX	1.9	1.9	1.9	1.8	2.0	2.4	2.8	3.5	3.8	3.8
WIND DIR	229	217	229	13	13	13	13	13	324	324
JULIAN	276	99	276	299	299	299	299	299	94	94
HOUR	21	18	21	18	18	18	18	18	17	17

JOB: HSS FDR Air Quality Build/105' Jets

RUN: FDR DRIVE BET E 67TH-75TH STS/105' JETS

* MAXIMUM HOURLY CONCENTRATIONS WITH ANY AMBIENT BACKGROUND CONCENTRATIONS (BKG) ADDED
(PPM)

	REC41	REC42	REC43	REC44	REC45	REC46	REC47	REC48	REC49	REC50
MAX+BKG	3.7	3.2	2.8	2.5	2.5	2.1	1.8	1.9	1.8	1.9
- BKG	.0	.0	.0	.0	.0	.0	.0	.0	.0	.0
MAX	3.7	3.2	2.8	2.5	2.5	2.1	1.8	1.9	1.8	1.9
WIND DIR	324	324	229	232	217	217	217	13	217	13
JULIAN	94	94	276	323	99	99	99	299	99	299
HOUR	17	17	21	16	18	18	18	18	18	18

	REC51	REC52	REC53	REC54	REC55	REC56	REC57	REC58	REC59	REC60
MAX+BKG	1.8	1.9	1.9	2.0	1.8	1.8	2.5	3.0	3.0	2.8
- BKG	.0	.0	.0	.0	.0	.0	.0	.0	.0	.0
MAX	1.8	1.9	1.9	2.0	1.8	1.8	2.5	3.0	3.0	2.8
WIND DIR	13	13	13	13	13	13	324	324	324	324
JULIAN	299	299	299	299	299	299	94	94	94	94
HOUR	18	18	18	18	18	18	17	17	17	17

THE HIGHEST CONCENTRATION OF 3.80 PPM OCCURRED AT RECEPTOR REC39.

JOB: HSS FDR Air Quality Build/105' Jets

RUN: FDR DRIVE BET E 67TH-75TH STS/105' JETS

==========
Output Section
==========

NOTES PERTAINING TO THE REPORT

1. THE HIGHEST AVERAGE IN EACH OF THE FIRST TWO COLUMNS OF EACH TABLE BELOW ARE SUFFIXED BY AN ASTERISK (*). FOR PM OUTPUT, THERE IS ONLY ONE COLUMN AND ASTERISK FOR THE ANNUAL AVERAGE/PERIOD OF CONCERN TABLE.

2. THE NUMBERS IN PARENTHESES ARE THE JULIAN DAY AND ENDING HOUR FOR THE PRECEDING AVERAGE.

3. THE NUMBER OF CALM HOURS USED IN PRODUCING EACH AVERAGE ARE PREFIXED BY A C.

PRIMARY AVERAGES.

MAXIMUM 8-HOUR RUNNING NONOVERLAPPING AVERAGE CONCENTRATIONS
IN PARTS PER MILLION (PPM),
INCLUDING AMBIENT BACKGROUND CONCENTRATIONS.

Receptor Number	Highest Conc	Highest Ending Day Hr	Highest Calm	Second highest Conc	Second highest Ending Day Hr	Second highest Calm
1	1.32	(94,21)	C 2	1.24	(327,21)	C 0
2	1.28	(94,21)	C 2	1.16	(316,23)	C 0
3	1.23	(94,21)	C 2	1.14	(316,23)	C 0
4	1.18	(94,21)	C 2	1.15	(323,18)	C 0
5	1.15	(94,21)	C 2	1.13	(323,18)	C 0
6	1.15	(323,18)	C 0	1.13	(94,21)	C 2
7	1.13	(94,21)	C 2	1.11	(323,18)	C 0
8	1.15	(94,21)	C 2	1.10	(323,18)	C 0
9	1.13	(94,21)	C 2	1.11	(323,18)	C 0
10	1.13	(94,21)	C 2	1.11	(323,18)	C 0
11	1.15	(94,21)	C 2	1.08	(323,18)	C 0
12	1.15	(94,21)	C 2	1.06	(323,18)	C 0
13	1.15	(94,21)	C 2	1.06	(323,18)	C 0
14	1.15	(94,21)	C 2	1.09	(323,18)	C 0
15	1.15	(94,21)	C 2	1.08	(323,18)	C 0
16	1.15	(94,21)	C 2	1.08	(323,18)	C 0
17	1.13	(94,21)	C 2	1.05	(323,18)	C 0
18	1.13	(94,21)	C 2	1.05	(323,18)	C 0
19	1.12	(94,21)	C 2	1.03	(323,18)	C 0
20	1.12	(94,21)	C 2	1.04	(323,18)	C 0
21	1.13	(94,21)	C 2	1.03	(323,18)	C 0
22	1.13	(94,21)	C 2	1.03	(323,18)	C 0
23	1.13	(94,21)	C 2	1.01	(323,18)	C 0
24	1.13	(94,21)	C 2	1.05	(323,18)	C 0

JOB: HSS FDR Air Quality Build/105' Jets RUN: FDR DRIVE BET E 67TH-75TH STS/105' JETS

MAXIMUM 8-HOUR RUNNING NONOVERLAPPING AVERAGE CONCENTRATIONS
IN PARTS PER MILLION (PPM),
INCLUDING AMBIENT BACKGROUND CONCENTRATIONS.

Receptor Number	Highest Conc	Highest Ending Day Hr	Highest Calm	Second highest Conc	Second highest Ending Day Hr	Second highest Calm
25	1.13	(94,21)	C 2	1.05	(323,18)	C 0
26	1.13	(94,21)	C 2	1.01	(323,18)	C 0
27	1.13	(94,21)	C 2	1.05	(323,18)	C 0
28	1.12	(94,21)	C 2	1.06	(323,18)	C 0
29	1.10	(94,21)	C 2	1.06	(323,18)	C 0
30	1.10	(94,21)	C 2	1.06	(323,18)	C 0
31	1.08	(94,21)	C 2	1.06	(323,18)	C 0
32	1.01	(323,19)	C 0	1.00	(94,21)	C 2
33	1.00	(323,19)	C 0	.94	(260,23)	C 0
34	.96	(323,19)	C 0	.93	(261, 1)	C 0
35	.91	(159, 1)	C 0	.90	(323,19)	C 0
36	1.05	(159, 1)	C 0	.97	(360,20)	C 2
37	1.19	(159, 1)	C 0	1.11	(32,22)	C 0
38	1.40	(32,23)	C 0	1.39	(300,22)	C 0
39	1.75	(324,19)	C 2	1.65	(327,21)	C 0
40	1.85	(94,21)	C 2	1.75*	(324,19)	C 2
41	1.90*	(94,21)	C 2	1.73	(327,21)	C 0
42	1.83	(94,21)	C 2	1.64	(327,21)	C 0
43	1.61	(323,19)	C 0	1.47	(260,23)	C 0
44	1.39	(323,19)	C 0	1.19	(261, 1)	C 0
45	1.21	(323,19)	C 0	1.05	(261, 1)	C 0
46	1.01	(323,18)	C 0	.93	(94,21)	C 2
47	.97	(323,18)	C 0	.93	(94,21)	C 2
48	.94	(323,18)	C 0	.92	(94,21)	C 2
49	.92	(94,21)	C 2	.89	(323,18)	C 0
50	.90	(94,21)	C 2	.90	(323,18)	C 0
51	.92	(94,21)	C 2	.88	(323,18)	C 0
52	.92	(94,21)	C 2	.89	(323,18)	C 0
53	.93	(94,21)	C 2	.86	(323,18)	C 0
54	.93	(94,21)	C 2	.86	(323,18)	C 0
55	.92	(94,21)	C 2	.87	(324,19)	C 2
56	.90	(94,21)	C 2	.88	(323,17)	C 0
57	1.38	(327,21)	C 0	1.37	(94,21)	C 2
58	1.43	(94,21)	C 2	1.40	(327,21)	C 0
59	1.35	(327,21)	C 0	1.32	(324,13)	C 3
60	1.37	(324,19)	C 2	1.21	(327,21)	C 0

FIVE HIGHEST 1-HOUR END-TO-END AVERAGE CONCENTRATIONS IN PARTS PER MILLION
INCLUDING AMBIENT BACKGROUND CONCENTRATIONS.

Rcptr No.	Highest Conc	Highest Ending Day Hr	Highest Calm	Second Highest Conc	Second Highest Ending Day Hr	Second Highest Calm	Third Highest Conc	Third Highest Ending Day Hr	Third Highest Calm	Fourth Highest Conc	Fourth Highest Ending Day Hr	Fourth Highest Calm	Fifth Highest Conc	Fifth Highest Ending Day Hr	Fifth Highest Calm
1	2.30	(87, 9)	C 0	2.20	(60, 8)	C 0	2.20	(94,17)	C 0	2.20	(299,18)	C 0	2.00	(61, 7)	C 0

JOB: HSS FDR Air Quality Build/105' Jets

RUN: FDR DRIVE BET E 67TH-75TH STS/105' JETS

FIVE HIGHEST 1-HOUR END-TO-END AVERAGE CONCENTRATIONS IN PARTS PER MILLION
INCLUDING AMBIENT BACKGROUND CONCENTRATIONS.

Rcptr	Highest			Second Highest			Third Highest			Fourth Highest			Fifth Highest		
No.	Conc	Ending Day Hr	Calm	Conc	Ending Day Hr	Calm	Conc	Ending Day Hr	Calm	Conc	Ending Day Hr	Calm	Conc	Ending Day Hr	Calm
2	2.20	(87, 9)	C 0	2.20	(299,18)	C 0	2.10	(94,17)	C 0	2.10	(174,21)	C 0	2.00	(174,12)	C 0
3	2.20	(299,18)	C 0	2.10	(94,17)	C 0	2.10	(174,21)	C 0	2.00	(87, 9)	C 0	2.00	(144,18)	C 0
4	2.20	(299,18)	C 0	2.10	(94,17)	C 0	2.10	(356,16)	C 0	2.00	(174,21)	C 0	2.00	(323,16)	C 0
5	2.20	(299,18)	C 0	2.10	(94,17)	C 0	2.00	(323,16)	C 0	2.00	(303, 8)	C 0	2.00	(356,16)	C 0
6	2.20	(299,18)	C 0	2.10	(356,16)	C 0	2.10	(94,17)	C 0	2.00	(323,16)	C 0	1.90	(276,21)	C 0
7	2.20	(299,18)	C 0	2.10	(94,17)	C 0	1.90	(276,21)	C 0	1.90	(323,16)	C 0	1.90	(356,16)	C 0
8	2.20	(299,18)	C 0	2.10	(94,17)	C 0	2.00	(323,16)	C 0	2.00	(356,16)	C 0	1.90	(276,21)	C 0
9	2.20	(299,18)	C 0	2.10	(94,17)	C 0	1.90	(276,21)	C 0	1.90	(323,16)	C 0	1.80	(144,18)	C 0
10	2.20	(299,18)	C 0	2.10	(94,17)	C 0	1.90	(276,21)	C 0	1.90	(323,16)	C 0	1.90	(356,16)	C 0
11	2.10	(94,17)	C 0	2.10	(299,18)	C 0	1.90	(323,16)	C 0	1.90	(356,16)	C 0	1.80	(99,18)	C 0
12	2.10	(94,17)	C 0	2.10	(299,18)	C 0	1.90	(276,21)	C 0	1.80	(323,16)	C 0	1.80	(356,16)	C 0
13	2.10	(94,17)	C 0	2.10	(299,18)	C 0	1.90	(276,21)	C 0	1.90	(323,16)	C 0	1.90	(356,16)	C 0
14	2.10	(94,17)	C 0	2.00	(299,18)	C 0	1.90	(276,21)	C 0	1.90	(323,16)	C 0	1.90	(356,16)	C 0
15	2.10	(94,17)	C 0	2.00	(299,18)	C 0	1.90	(276,21)	C 0	1.90	(323,16)	C 0	1.90	(356,16)	C 0
16	2.10	(94,17)	C 0	2.00	(299,18)	C 0	1.90	(276,21)	C 0	1.90	(323,16)	C 0	1.90	(356,16)	C 0
17	2.10	(94,17)	C 0	2.00	(299,18)	C 0	1.90	(276,21)	C 0	1.90	(323,16)	C 0	1.80	(356,16)	C 0
18	2.10	(94,17)	C 0	2.00	(299,18)	C 0	1.90	(323,16)	C 0	1.80	(99,18)	C 0	1.80	(226,19)	C 0
19	2.10	(94,17)	C 0	2.00	(299,18)	C 0	1.90	(276,21)	C 0	1.80	(99,18)	C 0	1.80	(323,16)	C 0
20	2.10	(94,17)	C 0	2.00	(299,18)	C 0	1.90	(276,21)	C 0	1.80	(99,18)	C 0	1.80	(64,16)	C 0
21	2.10	(94,17)	C 0	1.90	(99,18)	C 0	1.80	(64,16)	C 0	1.80	(276,21)	C 0	1.80	(299,18)	C 0
22	2.10	(94,17)	C 0	1.90	(99,18)	C 0	1.90	(276,21)	C 0	1.90	(299,18)	C 0	1.80	(64,16)	C 0
23	2.10	(94,17)	C 0	2.00	(299,18)	C 0	1.90	(99,18)	C 0	1.80	(64,16)	C 0	1.80	(276,21)	C 0
24	2.10	(94,17)	C 0	2.00	(299,18)	C 0	1.90	(99,18)	C 0	1.80	(64,16)	C 0	1.80	(276,21)	C 0
25	2.10	(94,17)	C 0	2.00	(299,18)	C 0	1.90	(99,18)	C 0	1.80	(64,16)	C 0	1.80	(276,21)	C 0
26	2.10	(299,18)	C 0	2.10	(94,17)	C 0	1.90	(99,18)	C 0	1.80	(276,21)	C 0	1.70	(228, 8)	C 0
27	2.10	(299,18)	C 0	2.10	(94,17)	C 0	2.00	(99,18)	C 0	1.90	(356,16)	C 0	1.80	(276,21)	C 0
28	2.10	(299,18)	C 0	2.00	(94,17)	C 0	2.00	(99,18)	C 0	1.90	(323,16)	C 0	1.80	(356,16)	C 0
29	1.90	(299,18)	C 0	1.90	(94,17)	C 0	1.90	(99,18)	C 0	1.90	(323,16)	C 0	1.80	(356,16)	C 0
30	1.90	(94,17)	C 0	1.90	(323,16)	C 0	1.90	(356,16)	C 0	1.80	(299,18)	C 0	1.80	(99,18)	C 0
31	1.90	(276,21)	C 0	1.90	(323,16)	C 0	1.90	(356,16)	C 0	1.80	(299,18)	C 0	1.80	(94,17)	C 0
32	1.90	(99,18)	C 0	1.80	(276,21)	C 0	1.80	(323,16)	C 0	1.80	(356,16)	C 0	1.70	(299,18)	C 0
33	1.90	(276,21)	C 0	1.80	(99,18)	C 0	1.80	(323,16)	C 0	1.80	(356,16)	C 0	1.70	(299,18)	C 0
34	1.80	(299,18)	C 0	1.70	(228, 8)	C 0	1.70	(99,18)	C 0	1.70	(276,21)	C 0	1.70	(323,16)	C 0
35	2.00	(299,18)	C 0	1.70	(228, 8)	C 0	1.70	(276,21)	C 0	1.60	(32,17)	C 0	1.60	(158,20)	C 0
36	2.40	(299,18)	C 0	2.20	(228, 8)	C 0	1.90	(229,14)	C 0	1.90	(267,19)	C 0	1.80	(32,17)	C 0
37	2.80	(299,18)	C 0	2.50	(228, 8)	C 0	2.40	(267,19)	C 0	2.30	(95, 9)	C 0	2.20	(322, 8)	C 0
38	3.50	(299,18)	C 0	2.70	(267,19)	C 0	2.70	(322, 8)	C 0	2.70	(228, 8)	C 0	2.60	(33,17)	C 0
39	3.80*	(94,17)	C 0	3.50*	(299,18)	C 0	3.00	(201, 8)	C 0	2.80	(33,17)	C 0	2.80	(230, 8)	C 0
40	3.80	(94,17)	C 0	3.40	(299,18)	C 0	2.90	(201, 8)	C 0	2.90	(266, 8)	C 0	2.90	(281, 8)	C 0
41	3.70	(94,17)	C 0	2.90	(201, 8)	C 0	2.90	(266, 8)	C 0	2.90	(299,18)	C 0	2.80	(60, 8)	C 0
42	3.20	(94,17)	C 0	2.80	(60, 8)	C 0	2.80	(266, 8)	C 0	2.70	(61, 8)	C 0	2.70	(87, 9)	C 0

JOB: HSS FDR Air Quality Build/105' Jets

RUN: FDR DRIVE BET E 67TH-75TH STS/105' JETS

FIVE HIGHEST 1-HOUR END-TO-END AVERAGE CONCENTRATIONS IN PARTS PER MILLION
INCLUDING AMBIENT BACKGROUND CONCENTRATIONS.

Rcptr	Highest Ending			Second Highest Ending			Third Highest Ending			Fourth Highest Ending			Fifth Highest Ending		
No.	Conc	Day Hr	Calm	Conc	Day Hr	Calm	Conc	Day Hr	Calm	Conc	Day Hr	Calm	Conc	Day Hr	Calm
43	2.80	(276,21)	C 0	2.80	(323,16)	C 0	2.60	(87, 9)	C 0	2.60	(144,18)	C 0	2.60	(303, 8)	C 0
44	2.50	(323,16)	C 0	2.50	(356,16)	C 0	2.40	(99,18)	C 0	2.30	(276,21)	C 0	2.20	(64,16)	C 0
45	2.50	(99,18)	C 0	2.30	(276,21)	C 0	2.10	(64,16)	C 0	2.10	(323,16)	C 0	2.00	(163,23)	C 0
46	2.10	(99,18)	C 0	2.00	(276,21)	C 0	2.00	(356,16)	C 0	1.90	(226,19)	C 0	1.90	(299,18)	C 0
47	1.80	(99,18)	C 0	1.80	(323,16)	C 0	1.70	(64,16)	C 0	1.70	(299,18)	C 0	1.70	(356,16)	C 0
48	1.90	(299,18)	C 0	1.70	(64,16)	C 0	1.70	(99,18)	C 0	1.70	(323,16)	C 0	1.70	(356,16)	C 0
49	1.80	(99,18)	C 0	1.80	(299,18)	C 0	1.70	(276,21)	C 0	1.60	(64,16)	C 0	1.60	(94,17)	C 0
50	1.90	(299,18)	C 0	1.70	(99,18)	C 0	1.60	(64,16)	C 0	1.60	(94,17)	C 0	1.60	(276,21)	C 0
51	1.80	(299,18)	C 0	1.70	(99,18)	C 0	1.60	(94,17)	C 0	1.60	(276,21)	C 0	1.50	(163,23)	C 0
52	1.90	(299,18)	C 0	1.70	(99,18)	C 0	1.60	(94,17)	C 0	1.60	(323,16)	C 0	1.50	(228, 8)	C 0
53	1.90	(299,18)	C 0	1.70	(99,18)	C 0	1.70	(94,17)	C 0	1.60	(322, 8)	C 0	1.60	(323,16)	C 0
54	2.00	(299,18)	C 0	1.70	(99,18)	C 0	1.70	(94,17)	C 0	1.60	(276,21)	C 0	1.60	(323,16)	C 0
55	1.80	(299,18)	C 0	1.70	(99,18)	C 0	1.60	(276,21)	C 0	1.60	(323,16)	C 0	1.60	(356,16)	C 0
56	1.80	(299,18)	C 0	1.70	(276,21)	C 0	1.70	(323,16)	C 0	1.60	(99,18)	C 0	1.60	(94,17)	C 0
57	2.50	(94,17)	C 0	2.30	(60, 8)	C 0	2.20	(299,18)	C 0	2.10	(61, 7)	C 0	2.10	(264,19)	C 0
58	3.00	(94,17)	C 0	2.30	(266, 8)	C 0	2.30	(281, 8)	C 0	2.20	(60, 8)	C 0	2.20	(61, 8)	C 0
59	3.00	(94,17)	C 0	2.30	(201, 8)	C 0	2.30	(266, 8)	C 0	2.30	(281, 8)	C 0	2.20	(264,19)	C 0
60	2.80	(94,17)	C 0	2.40	(299,18)	C 0	2.30	(201, 8)	C 0	2.20	(266, 8)	C 0	2.20	(281, 8)	C 0

MAXIMUM 8-HOUR AVERAGED LINK CONTRIBUTIONS
IN PARTS PER MILLION (PPM)
INCLUDING AMBIENT BACKGROUND CONCENTRATIONS.

Rcptr No.	Total Conc	Ending Day Hr	Ambient Backgnd	Total Link	Link +1	Link +2	Link +3	Link +4	Link +5	Link +6	Link +7	Link +8	Link +9	Link +10
1	1.32	(94,21)	.00	1.32	.35	.25	.00	.00	.00	.00	.00	.00	.00	.00
			Links	10+	.13	.22	.00	.00	.00	.00	.00	.37	.00	.00
2	1.28	(94,21)	.00	1.28	.15	.52	.00	.00	.00	.00	.00	.00	.00	.00
			Links	10+	.22	.13	.00	.00	.00	.02	.00	.25	.00	.00
3	1.23	(94,21)	.00	1.23	.07	.62	.00	.00	.00	.00	.00	.00	.00	.00
			Links	10+	.27	.10	.00	.00	.00	.02	.00	.17	.00	.00
4	1.18	(94,21)	.00	1.18	.03	.65	.00	.00	.00	.00	.00	.00	.00	.00
			Links	10+	.32	.05	.00	.00	.00	.02	.00	.12	.00	.00
5	1.15	(94,21)	.00	1.15	.03	.65	.00	.00	.00	.00	.00	.00	.00	.00
			Links	10+	.33	.05	.00	.00	.00	.02	.00	.07	.00	.00
6	1.15	(323,18)	.00	1.15	.11	.55	.00	.00	.00	.00	.00	.00	.00	.00
			Links	10+	.16	.13	.00	.00	.00	.00	.00	.20	.00	.00
7	1.13	(94,21)	.00	1.13	.02	.68	.00	.00	.00	.00	.00	.00	.00	.00
			Links	10+	.35	.02	.00	.00	.00	.02	.00	.05	.00	.00

JOB: HSS FDR Air Quality Build/105' Jets

RUN: FDR DRIVE BET E 67TH-75TH STS/105' JETS

LINK CONTRIBUTION TABLES

MAXIMUM 8-HOUR AVERAGED LINK CONTRIBUTIONS
IN PARTS PER MILLION (PPM)
INCLUDING AMBIENT BACKGROUND CONCENTRATIONS.

Rcptr No.	Total Conc	Ending Day Hr	Ambient Backgnd	Total Link	Link +1	Link +2	Link +3	Link +4	Link +5	Link +6	Link +7	Link +8	Link +9	Link +10
8	1.15	(94,21)	.00	1.15	.02	.70	.00	.00	.00	.00	.00	.00	.00	.00
			Links 10+		.37	.02	.00	.00	.00	.02	.00	.03	.00	.00
9	1.13	(94,21)	.00	1.13	.02	.70	.00	.00	.00	.00	.00	.00	.00	.00
			Links 10+		.37	.02	.00	.00	.00	.02	.00	.02	.00	.00
10	1.13	(94,21)	.00	1.13	.02	.70	.00	.00	.00	.00	.00	.00	.00	.00
			Links 10+		.37	.02	.00	.00	.00	.02	.00	.02	.00	.00
11	1.15	(94,21)	.00	1.15	.02	.70	.00	.00	.00	.00	.00	.00	.00	.00
			Links 10+		.38	.02	.00	.00	.00	.02	.00	.02	.00	.00
12	1.15	(94,21)	.00	1.15	.02	.70	.00	.00	.00	.00	.00	.00	.00	.00
			Links 10+		.38	.02	.00	.00	.00	.02	.00	.02	.00	.00
13	1.15	(94,21)	.00	1.15	.02	.70	.00	.00	.00	.00	.00	.00	.00	.00
			Links 10+		.38	.02	.00	.00	.00	.02	.00	.02	.00	.00
14	1.15	(94,21)	.00	1.15	.02	.70	.00	.00	.00	.00	.00	.00	.00	.00
			Links 10+		.38	.02	.00	.00	.00	.02	.00	.02	.00	.00
15	1.15	(94,21)	.00	1.15	.00	.72	.00	.00	.00	.00	.00	.00	.00	.00
			Links 10+		.38	.02	.00	.00	.00	.02	.00	.02	.00	.00
16	1.15	(94,21)	.00	1.15	.00	.72	.00	.00	.00	.00	.00	.00	.00	.00
			Links 10+		.38	.02	.00	.00	.00	.02	.00	.02	.00	.00
17	1.13	(94,21)	.00	1.13	.00	.72	.00	.00	.00	.00	.00	.00	.00	.00
			Links 10+		.38	.00	.00	.00	.00	.02	.00	.02	.00	.00
18	1.13	(94,21)	.00	1.13	.00	.72	.00	.00	.00	.00	.00	.00	.00	.00
			Links 10+		.38	.00	.00	.00	.00	.02	.00	.02	.00	.00
19	1.12	(94,21)	.00	1.12	.00	.72	.00	.00	.00	.00	.00	.00	.00	.00
			Links 10+		.38	.00	.00	.00	.00	.02	.00	.00	.00	.00
20	1.12	(94,21)	.00	1.12	.00	.72	.00	.00	.00	.00	.00	.00	.00	.00
			Links 10+		.38	.00	.00	.00	.00	.02	.00	.00	.00	.00
21	1.13	(94,21)	.00	1.13	.00	.72	.00	.00	.00	.00	.00	.00	.00	.00
			Links 10+		.40	.00	.00	.00	.00	.02	.00	.00	.00	.00
22	1.13	(94,21)	.00	1.13	.00	.72	.00	.00	.00	.00	.00	.00	.00	.00
			Links 10+		.40	.00	.00	.00	.00	.02	.00	.00	.00	.00
23	1.13	(94,21)	.00	1.13	.00	.72	.00	.00	.00	.00	.00	.00	.00	.00
			Links 10+		.40	.00	.00	.00	.00	.02	.00	.00	.00	.00
24	1.13	(94,21)	.00	1.13	.00	.72	.00	.00	.00	.00	.00	.00	.00	.00
			Links 10+		.40	.00	.00	.00	.00	.02	.00	.00	.00	.00
25	1.13	(94,21)	.00	1.13	.00	.72	.00	.00	.00	.00	.00	.00	.00	.00
			Links 10+		.40	.00	.00	.00	.00	.02	.00	.00	.00	.00
26	1.13	(94,21)	.00	1.13	.00	.72	.00	.00	.00	.00	.00	.00	.00	.00
			Links 10+		.40	.00	.00	.00	.00	.02	.00	.00	.00	.00

LINK CONTRIBUTION TABLES

MAXIMUM 8-HOUR AVERAGED LINK CONTRIBUTIONS
IN PARTS PER MILLION (PPM)
INCLUDING AMBIENT BACKGROUND CONCENTRATIONS.

Rcptr No.	Total Conc	Ending Day Hr	Ambient Backgnd	Total Link	Link +1	Link +2	Link +3	Link +4	Link +5	Link +6	Link +7	Link +8	Link +9	Link +10
27	1.13	(94,21)	.00	1.13	.00	.72	.00	.00	.00	.00	.00	.00	.00	.00
			Links	10+	.40	.00	.00	.00	.00	.02	.00	.00	.00	.00
28	1.12	(94,21)	.00	1.12	.00	.72	.00	.00	.00	.00	.00	.00	.00	.00
			Links	10+	.40	.00	.00	.00	.00	.00	.00	.00	.00	.00
29	1.10	(94,21)	.00	1.10	.00	.70	.00	.00	.00	.00	.00	.00	.00	.02
			Links	10+	.38	.00	.00	.00	.00	.00	.00	.00	.00	.00
30	1.10	(94,21)	.00	1.10	.00	.70	.02	.00	.00	.00	.00	.00	.00	.02
			Links	10+	.37	.00	.00	.00	.00	.00	.00	.00	.00	.00
31	1.08	(94,21)	.00	1.08	.00	.65	.07	.00	.00	.00	.00	.00	.00	.07
			Links	10+	.30	.00	.00	.00	.00	.00	.00	.00	.00	.00
32	1.01	(323,19)	.00	1.01	.00	.66	.01	.00	.00	.00	.00	.00	.00	.00
			Links	10+	.34	.00	.00	.00	.00	.00	.00	.00	.00	.00
33	1.00	(323,19)	.00	1.00	.00	.50	.18	.00	.00	.00	.00	.00	.00	.00
			Links	10+	.32	.00	.00	.00	.00	.00	.00	.00	.00	.00
34	.96	(323,19)	.00	.96	.00	.35	.30	.00	.00	.00	.00	.00	.00	.01
			Links	10+	.30	.00	.00	.00	.00	.00	.00	.00	.00	.00
35	.91	(159, 1)	.00	.91	.00	.00	.01	.14	.23	.05	.05	.15	.00	.01
			Links	10+	.00	.00	.00	.00	.00	.00	.28	.00	.00	.00
36	1.05	(159, 1)	.00	1.05	.00	.00	.00	.14	.29	.05	.05	.16	.01	.00
			Links	10+	.00	.00	.00	.00	.00	.00	.35	.00	.00	.00
37	1.19	(159, 1)	.00	1.19	.00	.00	.00	.08	.36	.08	.05	.16	.01	.00
			Links	10+	.00	.00	.00	.00	.00	.00	.45	.00	.00	.00
38	1.40	(32,23)	.00	1.40	.00	.00	.00	.00	.43	.01	.03	.23	.00	.00
			Links	10+	.00	.00	.00	.00	.00	.00	.71	.00	.00	.00
39	1.75	(324,19)	.00	1.75	.00	.00	.00	.00	.48	.00	.02	.25	.00	.00
			Links	10+	.00	.00	.00	.00	.00	.00	1.00	.00	.00	.00
40	1.85	(94,21)	.00	1.85	.00	.03	.02	.03	.47	.00	.00	.20	.03	.00
			Links	10+	.03	.00	.02	.00	.00	.00	1.02	.00	.00	.00
41	1.90	(94,21)	.00	1.90	.00	.03	.00	.02	.50	.00	.00	.22	.02	.00
			Links	10+	.03	.00	.02	.00	.00	.00	1.07	.00	.00	.00
42	1.83	(94,21)	.00	1.83	.00	.02	.00	.02	.52	.00	.00	.23	.00	.00
			Links	10+	.02	.00	.03	.00	.00	.00	1.00	.00	.00	.00
43	1.61	(323,19)	.00	1.61	.00	.08	.00	.04	.41	.00	.00	.10	.05	.01
			Links	10+	.10	.00	.00	.00	.00	.00	.82	.00	.00	.00
44	1.39	(323,19)	.00	1.39	.00	.05	.00	.04	.45	.00	.00	.14	.04	.00
			Links	10+	.08	.00	.00	.00	.00	.00	.60	.00	.00	.00
45	1.21	(323,19)	.00	1.21	.00	.05	.00	.03	.46	.00	.00	.15	.04	.00
			Links	10+	.08	.00	.00	.00	.00	.00	.41	.00	.00	.00

JOB: HSS FDR Air Quality Build/105' Jets

RUN: FDR DRIVE BET E 67TH-75TH STS/105' JETS

LINK CONTRIBUTION TABLES

MAXIMUM 8-HOUR AVERAGED LINK CONTRIBUTIONS
IN PARTS PER MILLION (PPM)
INCLUDING AMBIENT BACKGROUND CONCENTRATIONS.

Rcptr No.	Total Conc	Ending Day Hr	Ambient Backgnd	Total Link	Link +1	Link +2	Link +3	Link +4	Link +5	Link +6	Link +7	Link +8	Link +9	Link +10
46	1.01	(323,18)	.00	1.01	.00	.05	.00	.00	.46	.00	.00	.16	.01	.00
			Links	10+	.06	.00	.00	.00	.00	.00	.26	.00	.00	.00
47	.97	(323,18)	.00	.97	.00	.05	.00	.00	.49	.00	.00	.20	.00	.00
			Links	10+	.05	.00	.00	.00	.00	.00	.19	.00	.00	.00
48	.94	(323,18)	.00	.94	.00	.05	.00	.00	.49	.00	.00	.20	.00	.00
			Links	10+	.05	.00	.00	.00	.00	.00	.15	.00	.00	.00
49	.92	(94,21)	.00	.92	.00	.02	.00	.00	.55	.00	.00	.27	.00	.00
			Links	10+	.02	.00	.03	.00	.00	.00	.03	.00	.00	.00
50	.90	(94,21)	.00	.90	.00	.02	.00	.00	.55	.00	.00	.27	.00	.00
			Links	10+	.02	.00	.03	.00	.00	.00	.02	.00	.00	.00
51	.92	(94,21)	.00	.92	.00	.02	.00	.00	.55	.00	.00	.28	.00	.00
			Links	10+	.02	.00	.03	.00	.00	.00	.02	.00	.00	.00
52	.92	(94,21)	.00	.92	.00	.02	.00	.00	.55	.00	.00	.28	.00	.00
			Links	10+	.02	.00	.03	.00	.00	.00	.02	.00	.00	.00
53	.93	(94,21)	.00	.93	.00	.02	.00	.00	.55	.00	.02	.28	.00	.00
			Links	10+	.02	.00	.03	.00	.00	.00	.02	.00	.00	.00
54	.93	(94,21)	.00	.93	.00	.02	.00	.00	.55	.00	.03	.27	.00	.00
			Links	10+	.02	.00	.03	.00	.00	.00	.02	.00	.00	.00
55	.92	(94,21)	.00	.92	.00	.02	.00	.00	.52	.03	.07	.23	.00	.00
			Links	10+	.02	.00	.02	.00	.00	.00	.02	.00	.00	.00
56	.90	(94,21)	.00	.90	.00	.02	.00	.00	.35	.17	.13	.18	.00	.00
			Links	10+	.02	.00	.02	.00	.00	.00	.02	.00	.00	.00
57	1.38	(327,21)	.00	1.38	.43	.09	.00	.00	.00	.00	.00	.00	.00	.00
			Links	10+	.10	.24	.00	.00	.00	.00	.00	.52	.00	.00
58	1.43	(94,21)	.00	1.43	.55	.02	.00	.00	.00	.00	.00	.00	.00	.00
			Links	10+	.03	.30	.00	.00	.00	.00	.00	.53	.00	.00
59	1.35	(327,21)	.00	1.35	.46	.04	.00	.00	.00	.00	.00	.00	.00	.00
			Links	10+	.05	.29	.00	.00	.00	.00	.00	.51	.00	.00
60	1.37	(324,19)	.00	1.37	.43	.05	.00	.00	.00	.00	.00	.00	.00	.00
			Links	10+	.05	.27	.00	.00	.00	.00	.00	.57	.00	.00

JOB: HSS FDR Air Quality Build/105' Jets

RUN: FDR DRIVE BET E 67TH-75TH STS/105' JETS

LINK CONTRIBUTION TABLES

SECOND HIGHEST 8-HOUR AVERAGED LINK CONTRIBUTIONS
IN PARTS PER MILLION (PPM)
INCLUDING AMBIENT BACKGROUND CONCENTRATIONS.

Rcptr No.	Total Conc	Ending Day Hr	Ambient Backgnd	Total Link	Link +1	Link +2	Link +3	Link +4	Link +5	Link +6	Link +7	Link +8	Link +9	Link +10
1	1.24	(327,21)	.00	1.24	.23	.35	.00	.00	.00	.00	.00	.00	.00	.00
				Links 10+	.21	.14	.00	.00	.00	.00	.00	.31	.00	.00
2	1.16	(316,23)	.00	1.16	.20	.34	.00	.00	.00	.00	.00	.00	.00	.00
				Links 10+	.09	.19	.00	.00	.00	.00	.00	.35	.00	.00
3	1.14	(316,23)	.00	1.14	.11	.49	.00	.00	.00	.00	.00	.00	.00	.00
				Links 10+	.15	.14	.00	.00	.00	.00	.00	.25	.00	.00
4	1.15	(323,18)	.00	1.15	.19	.46	.00	.00	.00	.00	.00	.00	.00	.00
				Links 10+	.09	.16	.00	.00	.00	.00	.00	.25	.00	.00
5	1.13	(323,18)	.00	1.13	.15	.51	.00	.00	.00	.00	.00	.00	.00	.00
				Links 10+	.13	.14	.00	.00	.00	.00	.00	.20	.00	.00
6	1.13	(94,21)	.00	1.13	.03	.67	.00	.00	.00	.00	.00	.00	.00	.00
				Links 10+	.35	.02	.00	.00	.00	.02	.00	.05	.00	.00
7	1.11	(323,18)	.00	1.11	.09	.59	.00	.00	.00	.00	.00	.00	.00	.00
				Links 10+	.18	.11	.00	.00	.00	.00	.00	.15	.00	.00
8	1.10	(323,18)	.00	1.10	.06	.60	.00	.00	.00	.00	.00	.00	.00	.00
				Links 10+	.21	.10	.00	.00	.00	.00	.00	.13	.00	.00
9	1.11	(323,18)	.00	1.11	.05	.63	.00	.00	.00	.00	.00	.00	.00	.00
				Links 10+	.25	.08	.00	.00	.00	.00	.00	.11	.00	.00
10	1.11	(323,18)	.00	1.11	.04	.65	.00	.00	.00	.00	.00	.00	.00	.00
				Links 10+	.26	.05	.00	.00	.00	.00	.00	.11	.00	.00
11	1.08	(323,18)	.00	1.08	.04	.65	.00	.00	.00	.00	.00	.00	.00	.00
				Links 10+	.26	.05	.00	.00	.00	.00	.00	.08	.00	.00
12	1.06	(323,18)	.00	1.06	.04	.65	.00	.00	.00	.00	.00	.00	.00	.00
				Links 10+	.28	.05	.00	.00	.00	.00	.00	.05	.00	.00
13	1.06	(323,18)	.00	1.06	.03	.68	.00	.00	.00	.00	.00	.00	.00	.00
				Links 10+	.28	.04	.00	.00	.00	.00	.00	.05	.00	.00
14	1.09	(323,18)	.00	1.09	.03	.68	.00	.00	.00	.00	.00	.00	.00	.00
				Links 10+	.30	.04	.00	.00	.00	.00	.00	.05	.00	.00
15	1.08	(323,18)	.00	1.08	.01	.68	.00	.00	.00	.00	.00	.00	.00	.00
				Links 10+	.31	.04	.00	.00	.00	.00	.00	.04	.00	.00
16	1.08	(323,18)	.00	1.08	.01	.68	.00	.00	.00	.00	.00	.00	.00	.00
				Links 10+	.31	.04	.00	.00	.00	.00	.00	.04	.00	.00
17	1.05	(323,18)	.00	1.05	.00	.68	.00	.00	.00	.00	.00	.00	.00	.00
				Links 10+	.31	.03	.00	.00	.00	.00	.00	.04	.00	.00
18	1.05	(323,18)	.00	1.05	.00	.68	.00	.00	.00	.00	.00	.00	.00	.00
				Links 10+	.31	.03	.00	.00	.00	.00	.00	.04	.00	.00
19	1.03	(323,18)	.00	1.03	.00	.68	.00	.00	.00	.00	.00	.00	.00	.00
				Links 10+	.31	.01	.00	.00	.00	.00	.00	.03	.00	.00

JOB: HSS FDR Air Quality Build/105' Jets

RUN: FDR DRIVE BET E 67TH-75TH STS/105' JETS

LINK CONTRIBUTION TABLES

SECOND HIGHEST 8-HOUR AVERAGED LINK CONTRIBUTIONS
IN PARTS PER MILLION (PPM)
INCLUDING AMBIENT BACKGROUND CONCENTRATIONS.

Rcptr No.	Total Conc	Ending Day Hr	Ambient Backgnd	Total Link	Link +1	Link +2	Link +3	Link +4	Link +5	Link +6	Link +7	Link +8	Link +9	Link +10
20	1.04	(323,18)	.00	1.04	.00	.68	.00	.00	.00	.00	.00	.00	.00	.00
				Links 10+	.34	.00	.00	.00	.00	.00	.00	.03	.00	.00
21	1.03	(323,18)	.00	1.03	.00	.68	.00	.00	.00	.00	.00	.00	.00	.00
				Links 10+	.34	.00	.00	.00	.00	.00	.00	.01	.00	.00
22	1.03	(323,18)	.00	1.03	.00	.69	.00	.00	.00	.00	.00	.00	.00	.00
				Links 10+	.34	.00	.00	.00	.00	.00	.00	.00	.00	.00
23	1.01	(323,18)	.00	1.01	.00	.68	.00	.00	.00	.00	.00	.00	.00	.00
				Links 10+	.34	.00	.00	.00	.00	.00	.00	.00	.00	.00
24	1.05	(323,18)	.00	1.05	.00	.71	.00	.00	.00	.00	.00	.00	.00	.00
				Links 10+	.34	.00	.00	.00	.00	.00	.00	.00	.00	.00
25	1.05	(323,18)	.00	1.05	.00	.71	.00	.00	.00	.00	.00	.00	.00	.00
				Links 10+	.34	.00	.00	.00	.00	.00	.00	.00	.00	.00
26	1.01	(323,18)	.00	1.01	.00	.68	.00	.00	.00	.00	.00	.00	.00	.00
				Links 10+	.34	.00	.00	.00	.00	.00	.00	.00	.00	.00
27	1.05	(323,18)	.00	1.05	.00	.71	.00	.00	.00	.00	.00	.00	.00	.00
				Links 10+	.34	.00	.00	.00	.00	.00	.00	.00	.00	.00
28	1.06	(323,18)	.00	1.06	.00	.71	.00	.00	.00	.00	.00	.00	.00	.00
				Links 10+	.35	.00	.00	.00	.00	.00	.00	.00	.00	.00
29	1.06	(323,18)	.00	1.06	.00	.71	.00	.00	.00	.00	.00	.00	.00	.00
				Links 10+	.35	.00	.00	.00	.00	.00	.00	.00	.00	.00
30	1.06	(323,18)	.00	1.06	.00	.71	.00	.00	.00	.00	.00	.00	.00	.00
				Links 10+	.35	.00	.00	.00	.00	.00	.00	.00	.00	.00
31	1.06	(323,18)	.00	1.06	.00	.73	.00	.00	.00	.00	.00	.00	.00	.01
				Links 10+	.33	.00	.00	.00	.00	.00	.00	.00	.00	.00
32	1.00	(94,21)	.00	1.00	.00	.35	.28	.00	.00	.00	.00	.00	.02	.12
				Links 10+	.23	.00	.00	.00	.00	.00	.00	.00	.00	.00
33	.94	(260,23)	.00	.94	.00	.40	.21	.00	.00	.00	.00	.00	.00	.03
				Links 10+	.30	.00	.00	.00	.00	.00	.00	.00	.00	.00
34	.93	(261, 1)	.00	.92	.00	.34	.29	.00	.00	.00	.00	.00	.00	.01
				Links 10+	.29	.00	.00	.00	.00	.00	.00	.00	.00	.00
35	.90	(323,19)	.00	.90	.00	.26	.25	.06	.00	.00	.00	.00	.00	.05
				Links 10+	.27	.00	.00	.00	.00	.00	.00	.00	.00	.00
36	.97	(360,20)	.00	.97	.00	.00	.00	.12	.27	.03	.07	.15	.00	.00
				Links 10+	.00	.00	.00	.00	.00	.00	.33	.00	.00	.00
37	1.11	(32,22)	.00	1.11	.00	.00	.00	.10	.30	.01	.03	.21	.00	.00
				Links 10+	.00	.00	.00	.00	.00	.00	.46	.00	.00	.00
38	1.39	(300,22)	.00	1.39	.00	.00	.00	.01	.41	.01	.04	.21	.00	.00
				Links 10+	.00	.00	.01	.00	.00	.00	.69	.00	.00	.00

JOB: HSS FDR Air Quality Build/105' Jets

RUN: FDR DRIVE BET E 67TH-75TH STS/105' JETS

LINK CONTRIBUTION TABLES

SECOND HIGHEST 8-HOUR AVERAGED LINK CONTRIBUTIONS
IN PARTS PER MILLION (PPM)
INCLUDING AMBIENT BACKGROUND CONCENTRATIONS.

Rcptr No.	Total Conc	Ending Day Hr	Ambient Backgnd	Total Link	Link +1	Link +2	Link +3	Link +4	Link +5	Link +6	Link +7	Link +8	Link +9	Link +10
39	1.65	(327,21)	.00	1.65	.00	.00	.00	.04	.44	.00	.01	.20	.05	.00
				Links 10+	.00	.00	.01	.00	.00	.00	.90	.00	.00	.00
40	1.75	(324,19)	.00	1.75	.00	.00	.00	.00	.50	.00	.02	.25	.00	.00
				Links 10+	.00	.00	.00	.00	.00	.00	.98	.00	.00	.00
41	1.73	(327,21)	.00	1.73	.00	.00	.00	.00	.49	.00	.01	.26	.00	.00
				Links 10+	.00	.00	.01	.00	.00	.00	.95	.00	.00	.00
42	1.64	(327,21)	.00	1.64	.00	.00	.00	.00	.49	.00	.01	.26	.00	.00
				Links 10+	.00	.00	.01	.00	.00	.00	.86	.00	.00	.00
43	1.47	(260,23)	.00	1.48	.00	.06	.00	.05	.40	.00	.00	.10	.04	.00
				Links 10+	.06	.00	.00	.00	.00	.00	.76	.00	.00	.00
44	1.19	(261, 1)	.00	1.19	.00	.05	.00	.01	.39	.00	.00	.11	.04	.00
				Links 10+	.08	.00	.00	.00	.00	.00	.51	.00	.00	.00
45	1.05	(261, 1)	.00	1.05	.00	.05	.00	.01	.43	.00	.00	.11	.01	.00
				Links 10+	.08	.00	.00	.00	.00	.00	.36	.00	.00	.00
46	.93	(94,21)	.00	.93	.00	.02	.00	.00	.53	.00	.00	.27	.00	.00
				Links 10+	.02	.00	.03	.00	.00	.00	.07	.00	.00	.00
47	.93	(94,21)	.00	.93	.00	.02	.00	.00	.55	.00	.00	.27	.00	.00
				Links 10+	.02	.00	.03	.00	.00	.00	.05	.00	.00	.00
48	.92	(94,21)	.00	.92	.00	.02	.00	.00	.55	.00	.00	.27	.00	.00
				Links 10+	.02	.00	.03	.00	.00	.00	.03	.00	.00	.00
49	.89	(323,18)	.00	.89	.00	.05	.00	.00	.49	.00	.00	.20	.00	.00
				Links 10+	.04	.00	.00	.00	.00	.00	.11	.00	.00	.00
50	.90	(323,18)	.00	.90	.00	.03	.00	.00	.53	.00	.00	.21	.00	.00
				Links 10+	.04	.00	.00	.00	.00	.00	.10	.00	.00	.00
51	.88	(323,18)	.00	.88	.00	.03	.00	.00	.53	.00	.00	.22	.00	.00
				Links 10+	.04	.00	.00	.00	.00	.00	.06	.00	.00	.00
52	.89	(323,18)	.00	.89	.00	.03	.00	.00	.53	.00	.00	.24	.00	.00
				Links 10+	.04	.00	.00	.00	.00	.00	.06	.00	.00	.00
53	.86	(323,18)	.00	.86	.00	.03	.00	.00	.53	.00	.00	.24	.00	.00
				Links 10+	.04	.00	.00	.00	.00	.00	.04	.00	.00	.00
54	.86	(323,18)	.00	.86	.00	.01	.00	.00	.54	.00	.00	.25	.00	.00
				Links 10+	.03	.00	.00	.00	.00	.00	.04	.00	.00	.00
55	.87	(324,19)	.00	.87	.00	.00	.00	.00	.33	.20	.23	.10	.00	.00
				Links 10+	.00	.00	.00	.00	.00	.00	.00	.00	.00	.00
56	.88	(323,17)	.00	.88	.00	.01	.00	.00	.43	.11	.09	.18	.00	.00
				Links 10+	.03	.00	.01	.00	.00	.00	.03	.00	.00	.00
57	1.37	(94,21)	.00	1.37	.52	.05	.00	.00	.00	.00	.00	.00	.00	.00
				Links 10+	.07	.25	.00	.00	.00	.00	.00	.48	.00	.00

JOB: HSS FDR Air Quality Build/105' Jets

RUN: FDR DRIVE BET E 67TH-75TH STS/105' JETS

LINK CONTRIBUTION TABLES

SECOND HIGHEST 8-HOUR AVERAGED LINK CONTRIBUTIONS
IN PARTS PER MILLION (PPM)
INCLUDING AMBIENT BACKGROUND CONCENTRATIONS.

Rcptr No.	Total Conc	Ending Day Hr	Ambient Backgnd	Total Link	Link +1	Link +2	Link +3	Link +4	Link +5	Link +6	Link +7	Link +8	Link +9	Link +10
58	1.40	(327,21)	.00	1.40	.46	.06	.00	.00	.00	.00	.00	.00	.00	.00
				Links 10+	.06	.25	.00	.00	.00	.00	.00	.56	.00	.00
59	1.32	(324,13)	.00	1.32	.40	.00	.00	.00	.00	.00	.00	.00	.00	.00
				Links 10+	.00	.28	.00	.00	.00	.00	.00	.63	.00	.00
60	1.21	(327,21)	.00	1.21	.48	.03	.00	.00	.00	.00	.00	.00	.00	.00
				Links 10+	.04	.29	.00	.00	.00	.00	.00	.39	.00	.00

MAXIMUM 1-HOUR AVERAGED LINK CONTRIBUTIONS
IN PARTS PER MILLION (PPM)
INCLUDING AMBIENT BACKGROUND CONCENTRATIONS.

Rcptr No.	Total Conc	Ending Day Hr	Ambient Backgnd	Total Link	Link +1	Link +2	Link +3	Link +4	Link +5	Link +6	Link +7	Link +8	Link +9	Link +10
1	2.30	(87, 9)	.00	2.30	.70	.10	.00	.00	.00	.00	.00	.00	.00	.00
				Links 10+	.00	.50	.00	.00	.00	.00	.00	1.00	.00	.00
2	2.20	(87, 9)	.00	2.20	.30	.50	.00	.00	.00	.00	.00	.00	.00	.00
				Links 10+	.10	.40	.00	.00	.00	.00	.00	.90	.00	.00
3	2.20	(299,18)	.00	2.20	.00	1.40	.00	.00	.00	.00	.00	.00	.00	.00
				Links 10+	.70	.00	.00	.00	.00	.10	.00	.00	.00	.00
4	2.20	(299,18)	.00	2.20	.00	1.40	.00	.00	.00	.00	.00	.00	.00	.00
				Links 10+	.70	.00	.00	.00	.00	.10	.00	.00	.00	.00
5	2.20	(299,18)	.00	2.20	.00	1.40	.00	.00	.00	.00	.00	.00	.00	.00
				Links 10+	.70	.00	.00	.00	.00	.10	.00	.00	.00	.00
6	2.20	(299,18)	.00	2.20	.00	1.40	.00	.00	.00	.00	.00	.00	.00	.00
				Links 10+	.70	.00	.00	.00	.00	.10	.00	.00	.00	.00
7	2.20	(299,18)	.00	2.20	.00	1.40	.00	.00	.00	.00	.00	.00	.00	.00
				Links 10+	.70	.00	.00	.00	.00	.10	.00	.00	.00	.00
8	2.20	(299,18)	.00	2.20	.00	1.40	.00	.00	.00	.00	.00	.00	.00	.00
				Links 10+	.70	.00	.00	.00	.00	.10	.00	.00	.00	.00
9	2.20	(299,18)	.00	2.20	.00	1.40	.00	.00	.00	.00	.00	.00	.00	.00
				Links 10+	.70	.00	.00	.00	.00	.10	.00	.00	.00	.00
10	2.20	(299,18)	.00	2.20	.00	1.40	.00	.00	.00	.00	.00	.00	.00	.00
				Links 10+	.70	.00	.00	.00	.00	.10	.00	.00	.00	.00
11	2.10	(94,17)	.00	2.10	.00	1.30	.00	.00	.00	.00	.00	.00	.00	.00
				Links 10+	.70	.00	.00	.00	.00	.10	.00	.00	.00	.00
12	2.10	(94,17)	.00	2.10	.00	1.30	.00	.00	.00	.00	.00	.00	.00	.00
				Links 10+	.70	.00	.00	.00	.00	.10	.00	.00	.00	.00

LINK CONTRIBUTION TABLES

MAXIMUM 1-HOUR AVERAGED LINK CONTRIBUTIONS
IN PARTS PER MILLION (PPM)
INCLUDING AMBIENT BACKGROUND CONCENTRATIONS.

Rcptr No.	Total Conc	Ending Day Hr	Ambient Backgnd	Total Link	Link +1	Link +2	Link +3	Link +4	Link +5	Link +6	Link +7	Link +8	Link +9	Link +10
13	2.10	(94,17)	.00	2.10	.00	1.30	.00	.00	.00	.00	.00	.00	.00	.00
				Links 10+	.70	.00	.00	.00	.00	.10	.00	.00	.00	.00
14	2.10	(94,17)	.00	2.10	.00	1.30	.00	.00	.00	.00	.00	.00	.00	.00
				Links 10+	.70	.00	.00	.00	.00	.10	.00	.00	.00	.00
15	2.10	(94,17)	.00	2.10	.00	1.30	.00	.00	.00	.00	.00	.00	.00	.00
				Links 10+	.70	.00	.00	.00	.00	.10	.00	.00	.00	.00
16	2.10	(94,17)	.00	2.10	.00	1.30	.00	.00	.00	.00	.00	.00	.00	.00
				Links 10+	.70	.00	.00	.00	.00	.10	.00	.00	.00	.00
17	2.10	(94,17)	.00	2.10	.00	1.30	.00	.00	.00	.00	.00	.00	.00	.00
				Links 10+	.70	.00	.00	.00	.00	.10	.00	.00	.00	.00
18	2.10	(94,17)	.00	2.10	.00	1.30	.00	.00	.00	.00	.00	.00	.00	.00
				Links 10+	.70	.00	.00	.00	.00	.10	.00	.00	.00	.00
19	2.10	(94,17)	.00	2.10	.00	1.30	.00	.00	.00	.00	.00	.00	.00	.00
				Links 10+	.70	.00	.00	.00	.00	.10	.00	.00	.00	.00
20	2.10	(94,17)	.00	2.10	.00	1.30	.00	.00	.00	.00	.00	.00	.00	.00
				Links 10+	.70	.00	.00	.00	.00	.10	.00	.00	.00	.00
21	2.10	(94,17)	.00	2.10	.00	1.30	.00	.00	.00	.00	.00	.00	.00	.00
				Links 10+	.70	.00	.00	.00	.00	.10	.00	.00	.00	.00
22	2.10	(94,17)	.00	2.10	.00	1.30	.00	.00	.00	.00	.00	.00	.00	.00
				Links 10+	.70	.00	.00	.00	.00	.10	.00	.00	.00	.00
23	2.10	(94,17)	.00	2.10	.00	1.30	.00	.00	.00	.00	.00	.00	.00	.00
				Links 10+	.70	.00	.00	.00	.00	.10	.00	.00	.00	.00
24	2.10	(94,17)	.00	2.10	.00	1.30	.00	.00	.00	.00	.00	.00	.00	.00
				Links 10+	.70	.00	.00	.00	.00	.10	.00	.00	.00	.00
25	2.10	(94,17)	.00	2.10	.00	1.30	.00	.00	.00	.00	.00	.00	.00	.00
				Links 10+	.70	.00	.00	.00	.00	.10	.00	.00	.00	.00
26	2.10	(299,18)	.00	2.10	.00	1.20	.10	.00	.10	.00	.00	.10	.10	.10
				Links 10+	.30	.00	.00	.00	.00	.00	.10	.00	.00	.00
27	2.10	(299,18)	.00	2.10	.00	1.20	.10	.00	.10	.00	.00	.10	.10	.10
				Links 10+	.30	.00	.00	.00	.00	.00	.10	.00	.00	.00
28	2.10	(299,18)	.00	2.10	.00	1.00	.20	.10	.10	.00	.00	.10	.10	.20
				Links 10+	.20	.00	.00	.00	.00	.00	.10	.00	.00	.00
29	1.90	(299,18)	.00	1.90	.00	.90	.20	.10	.10	.00	.00	.10	.10	.20
				Links 10+	.10	.00	.00	.00	.00	.00	.10	.00	.00	.00
30	1.90	(94,17)	.00	1.90	.00	1.20	.10	.00	.00	.00	.00	.00	.00	.10
				Links 10+	.50	.00	.00	.00	.00	.00	.00	.00	.00	.00
31	1.90	(276,21)	.00	1.90	.00	1.30	.00	.00	.00	.00	.00	.00	.00	.00
				Links 10+	.50	.00	.00	.00	.00	.10	.00	.00	.00	.00

JOB: HSS FDR Air Quality Build/105' Jets

RUN: FDR DRIVE BET E 67TH-75TH STS/105' JETS

LINK CONTRIBUTION TABLES

MAXIMUM 1-HOUR AVERAGED LINK CONTRIBUTIONS
IN PARTS PER MILLION (PPM)
INCLUDING AMBIENT BACKGROUND CONCENTRATIONS.

Rcptr No.	Total Conc	Ending Day Hr	Ambient Backgnd	Total Link	Link +1	Link +2	Link +3	Link +4	Link +5	Link +6	Link +7	Link +8	Link +9	Link +10
32	1.90	(99,18)	.00	1.90	.00	1.30	.00	.00	.00	.00	.00	.00	.00	.00
			Links	10+	.50	.00	.00	.00	.00	.00	.00	.10	.00	.00
33	1.90	(276,21)	.00	1.90	.00	1.00	.30	.00	.00	.00	.00	.00	.00	.00
			Links	10+	.50	.00	.00	.00	.00	.10	.00	.00	.00	.00
34	1.80	(299,18)	.00	1.80	.00	.00	.00	.50	.30	.00	.10	.30	.10	.00
			Links	10+	.00	.00	.10	.00	.00	.00	.40	.00	.00	.00
35	2.00	(299,18)	.00	2.00	.00	.00	.00	.50	.30	.00	.10	.40	.10	.00
			Links	10+	.00	.00	.10	.00	.00	.00	.50	.00	.00	.00
36	2.40	(299,18)	.00	2.40	.00	.00	.00	.40	.50	.00	.10	.50	.00	.00
			Links	10+	.00	.00	.10	.00	.00	.00	.80	.00	.00	.00
37	2.80	(299,18)	.00	2.80	.00	.00	.00	.20	.70	.00	.10	.50	.00	.00
			Links	10+	.00	.00	.10	.00	.00	.00	1.20	.00	.00	.00
38	3.50	(299,18)	.00	3.50	.00	.00	.00	.00	1.00	.00	.10	.50	.00	.00
			Links	10+	.00	.00	.10	.00	.00	.00	1.80	.00	.00	.00
39	3.80	(94,17)	.00	3.80	.00	.00	.00	.00	1.00	.00	.00	.50	.00	.00
			Links	10+	.00	.00	.10	.00	.00	.00	2.20	.00	.00	.00
40	3.80	(94,17)	.00	3.80	.00	.00	.00	.00	1.00	.00	.00	.50	.00	.00
			Links	10+	.00	.00	.10	.00	.00	.00	2.20	.00	.00	.00
41	3.70	(94,17)	.00	3.70	.00	.00	.00	.00	1.00	.00	.00	.50	.00	.00
			Links	10+	.00	.00	.10	.00	.00	.00	2.10	.00	.00	.00
42	3.20	(94,17)	.00	3.20	.00	.00	.00	.00	1.00	.00	.00	.50	.00	.00
			Links	10+	.00	.00	.10	.00	.00	.00	1.60	.00	.00	.00
43	2.80	(276,21)	.00	2.80	.00	.20	.00	.10	.70	.00	.00	.10	.10	.10
			Links	10+	.20	.00	.00	.00	.00	.00	1.30	.00	.00	.00
44	2.50	(323,16)	.00	2.50	.00	.10	.00	.10	.80	.00	.00	.20	.10	.00
			Links	10+	.10	.00	.00	.00	.00	.00	1.10	.00	.00	.00
45	2.50	(99,18)	.00	2.50	.00	.30	.10	.10	.70	.00	.00	.10	.10	.00
			Links	10+	.30	.00	.00	.00	.00	.00	.80	.00	.00	.00
46	2.10	(99,18)	.00	2.10	.00	.30	.00	.10	.70	.00	.00	.10	.10	.00
			Links	10+	.20	.00	.00	.00	.00	.00	.60	.00	.00	.00
47	1.80	(99,18)	.00	1.80	.00	.20	.00	.10	.70	.00	.00	.10	.00	.00
			Links	10+	.20	.00	.00	.00	.00	.00	.50	.00	.00	.00
48	1.90	(299,18)	.00	1.90	.00	.00	.00	.00	1.00	.20	.30	.40	.00	.00
			Links	10+	.00	.00	.00	.00	.00	.00	.00	.00	.00	.00
49	1.80	(99,18)	.00	1.80	.00	.20	.00	.10	.80	.00	.00	.20	.00	.00
			Links	10+	.20	.00	.00	.00	.00	.00	.30	.00	.00	.00
50	1.90	(299,18)	.00	1.90	.00	.00	.00	.00	1.00	.20	.40	.30	.00	.00
			Links	10+	.00	.00	.00	.00	.00	.00	.00	.00	.00	.00

JOB: HSS FDR Air Quality Build/105' Jets

RUN: FDR DRIVE BET E 67TH-75TH STS/105' JETS

LINK CONTRIBUTION TABLES

MAXIMUM 1-HOUR AVERAGED LINK CONTRIBUTIONS
IN PARTS PER MILLION (PPM)
INCLUDING AMBIENT BACKGROUND CONCENTRATIONS.

Rcptr No.	Total Conc	Ending Day Hr	Ambient Backgnd	Total Link	Link +1	Link +2	Link +3	Link +4	Link +5	Link +6	Link +7	Link +8	Link +9	Link +10
51	1.80	(299,18)	.00	1.80	.00	.00	.00	.00	.90	.30	.40	.20	.00	.00
			Links	10+	.00	.00	.00	.00	.00	.00	.00	.00	.00	.00
52	1.90	(299,18)	.00	1.90	.00	.00	.00	.00	.80	.40	.50	.20	.00	.00
			Links	10+	.00	.00	.00	.00	.00	.00	.00	.00	.00	.00
53	1.90	(299,18)	.00	1.90	.00	.00	.00	.00	.70	.50	.60	.10	.00	.00
			Links	10+	.00	.00	.00	.00	.00	.00	.00	.00	.00	.00
54	2.00	(299,18)	.00	2.00	.00	.00	.00	.00	.60	.70	.70	.00	.00	.00
			Links	10+	.00	.00	.00	.00	.00	.00	.00	.00	.00	.00
55	1.80	(299,18)	.00	1.80	.00	.00	.00	.00	.30	.90	.60	.00	.00	.00
			Links	10+	.00	.00	.00	.00	.00	.00	.00	.00	.00	.00
56	1.80	(299,18)	.00	1.80	.00	.00	.00	.00	.00	1.20	.60	.00	.00	.00
			Links	10+	.00	.00	.00	.00	.00	.00	.00	.00	.00	.00
57	2.50	(94,17)	.00	2.50	.80	.30	.00	.00	.00	.00	.00	.00	.00	.00
			Links	10+	.30	.30	.00	.00	.00	.00	.00	.80	.00	.00
58	3.00	(94,17)	.00	3.00	1.00	.10	.00	.00	.00	.00	.00	.00	.00	.00
			Links	10+	.20	.50	.00	.00	.00	.00	.00	1.20	.00	.00
59	3.00	(94,17)	.00	3.00	1.00	.00	.00	.00	.00	.00	.00	.00	.00	.00
			Links	10+	.10	.60	.00	.00	.00	.00	.00	1.30	.00	.00
60	2.80	(94,17)	.00	2.80	1.00	.00	.00	.00	.00	.00	.00	.00	.00	.00
			Links	10+	.00	.60	.00	.00	.00	.00	.00	1.20	.00	.00

SECOND HIGHEST 1-HOUR AVERAGED LINK CONTRIBUTIONS
IN PARTS PER MILLION (PPM)
INCLUDING AMBIENT BACKGROUND CONCENTRATIONS.

Rcptr No.	Total Conc	Ending Day Hr	Ambient Backgnd	Total Link	Link +1	Link +2	Link +3	Link +4	Link +5	Link +6	Link +7	Link +8	Link +9	Link +10
1	2.20	(60, 8)	.00	2.20	.60	.10	.00	.00	.00	.00	.00	.00	.00	.00
			Links	10+	.00	.50	.00	.00	.00	.00	.00	1.00	.00	.00
2	2.20	(299,18)	.00	2.20	.00	1.40	.00	.00	.00	.00	.00	.00	.00	.00
			Links	10+	.70	.00	.00	.00	.00	.10	.00	.00	.00	.00
3	2.10	(94,17)	.00	2.10	.00	1.30	.00	.00	.00	.00	.00	.00	.00	.00
			Links	10+	.70	.00	.00	.00	.00	.10	.00	.00	.00	.00
4	2.10	(94,17)	.00	2.10	.00	1.30	.00	.00	.00	.00	.00	.00	.00	.00
			Links	10+	.70	.00	.00	.00	.00	.10	.00	.00	.00	.00
5	2.10	(94,17)	.00	2.10	.00	1.30	.00	.00	.00	.00	.00	.00	.00	.00
			Links	10+	.70	.00	.00	.00	.00	.10	.00	.00	.00	.00

JOB: HSS FDR Air Quality Build/105' Jets

RUN: FDR DRIVE BET E 67TH-75TH STS/105' JETS

LINK CONTRIBUTION TABLES

SECOND HIGHEST 1-HOUR AVERAGED LINK CONTRIBUTIONS
IN PARTS PER MILLION (PPM)
INCLUDING AMBIENT BACKGROUND CONCENTRATIONS.

Rcptr No.	Total Conc	Ending Day Hr	Ambient Backgnd	Total Link	Link +1	Link +2	Link +3	Link +4	Link +5	Link +6	Link +7	Link +8	Link +9	Link +10
6	2.10	(356,16)	.00	2.10	.20	1.00	.00	.00	.00	.00	.00	.00	.00	.00
			Links	10+	.20	.30	.00	.00	.00	.00	.00	.40	.00	.00
7	2.10	(94,17)	.00	2.10	.00	1.30	.00	.00	.00	.00	.00	.00	.00	.00
			Links	10+	.70	.00	.00	.00	.00	.10	.00	.00	.00	.00
8	2.10	(94,17)	.00	2.10	.00	1.30	.00	.00	.00	.00	.00	.00	.00	.00
			Links	10+	.70	.00	.00	.00	.00	.10	.00	.00	.00	.00
9	2.10	(94,17)	.00	2.10	.00	1.30	.00	.00	.00	.00	.00	.00	.00	.00
			Links	10+	.70	.00	.00	.00	.00	.10	.00	.00	.00	.00
10	2.10	(94,17)	.00	2.10	.00	1.30	.00	.00	.00	.00	.00	.00	.00	.00
			Links	10+	.70	.00	.00	.00	.00	.10	.00	.00	.00	.00
11	2.10	(299,18)	.00	2.10	.00	1.40	.00	.00	.00	.00	.00	.00	.00	.00
			Links	10+	.70	.00	.00	.00	.00	.00	.00	.00	.00	.00
12	2.10	(299,18)	.00	2.10	.00	1.40	.00	.00	.00	.00	.00	.00	.00	.00
			Links	10+	.70	.00	.00	.00	.00	.00	.00	.00	.00	.00
13	2.10	(299,18)	.00	2.10	.00	1.40	.00	.00	.00	.00	.00	.00	.00	.00
			Links	10+	.70	.00	.00	.00	.00	.00	.00	.00	.00	.00
14	2.00	(299,18)	.00	2.00	.00	1.40	.00	.00	.00	.00	.00	.00	.00	.00
			Links	10+	.60	.00	.00	.00	.00	.00	.00	.00	.00	.00
15	2.00	(299,18)	.00	2.00	.00	1.40	.00	.00	.00	.00	.00	.00	.00	.00
			Links	10+	.60	.00	.00	.00	.00	.00	.00	.00	.00	.00
16	2.00	(299,18)	.00	2.00	.00	1.40	.00	.00	.00	.00	.00	.00	.00	.00
			Links	10+	.60	.00	.00	.00	.00	.00	.00	.00	.00	.00
17	2.00	(299,18)	.00	2.00	.00	1.40	.00	.00	.00	.00	.00	.00	.00	.00
			Links	10+	.60	.00	.00	.00	.00	.00	.00	.00	.00	.00
18	2.00	(299,18)	.00	2.00	.00	1.40	.00	.00	.00	.00	.00	.00	.00	.00
			Links	10+	.60	.00	.00	.00	.00	.00	.00	.00	.00	.00
19	2.00	(299,18)	.00	2.00	.00	1.40	.00	.00	.00	.00	.00	.00	.00	.00
			Links	10+	.60	.00	.00	.00	.00	.00	.00	.00	.00	.00
20	2.00	(299,18)	.00	2.00	.00	1.40	.00	.00	.00	.00	.00	.00	.00	.00
			Links	10+	.60	.00	.00	.00	.00	.00	.00	.00	.00	.00
21	1.90	(99,18)	.00	1.90	.10	1.20	.00	.00	.00	.00	.00	.00	.00	.00
			Links	10+	.40	.10	.00	.00	.00	.00	.00	.10	.00	.00
22	1.90	(99,18)	.00	1.90	.10	1.20	.00	.00	.00	.00	.00	.00	.00	.00
			Links	10+	.40	.10	.00	.00	.00	.00	.00	.10	.00	.00
23	2.00	(299,18)	.00	2.00	.00	1.30	.00	.00	.00	.00	.00	.10	.00	.10
			Links	10+	.50	.00	.00	.00	.00	.00	.00	.00	.00	.00
24	2.00	(299,18)	.00	2.00	.00	1.30	.00	.00	.00	.00	.00	.10	.00	.10
			Links	10+	.50	.00	.00	.00	.00	.00	.00	.00	.00	.00

JOB: HSS FDR Air Quality Build/105' Jets

RUN: FDR DRIVE BET E 67TH-75TH STS/105' JETS

LINK CONTRIBUTION TABLES

SECOND HIGHEST 1-HOUR AVERAGED LINK CONTRIBUTIONS
IN PARTS PER MILLION (PPM)
INCLUDING AMBIENT BACKGROUND CONCENTRATIONS.

Rcptr No.	Total Conc	Ending Day Hr	Ambient Backgnd	Total Link	Link +1	Link +2	Link +3	Link +4	Link +5	Link +6	Link +7	Link +8	Link +9	Link +10
25	2.00	(299,18)	.00	2.00	.00	1.20	.10	.00	.00	.00	.00	.10	.00	.10
				Links 10+	.40	.00	.00	.00	.00	.00	.10	.00	.00	.00
26	2.10	(94,17)	.00	2.10	.00	1.30	.00	.00	.00	.00	.00	.00	.00	.00
				Links 10+	.70	.00	.00	.00	.00	.10	.00	.00	.00	.00
27	2.10	(94,17)	.00	2.10	.00	1.30	.00	.00	.00	.00	.00	.00	.00	.00
				Links 10+	.70	.00	.00	.00	.00	.10	.00	.00	.00	.00
28	2.00	(94,17)	.00	2.00	.00	1.30	.00	.00	.00	.00	.00	.00	.00	.00
				Links 10+	.70	.00	.00	.00	.00	.00	.00	.00	.00	.00
29	1.90	(94,17)	.00	1.90	.00	1.20	.00	.00	.00	.00	.00	.00	.00	.10
				Links 10+	.60	.00	.00	.00	.00	.00	.00	.00	.00	.00
30	1.90	(323,16)	.00	1.90	.00	1.30	.00	.00	.00	.00	.00	.00	.00	.00
				Links 10+	.60	.00	.00	.00	.00	.00	.00	.00	.00	.00
31	1.90	(323,16)	.00	1.90	.00	1.30	.00	.00	.00	.00	.00	.00	.00	.00
				Links 10+	.60	.00	.00	.00	.00	.00	.00	.00	.00	.00
32	1.80	(276,21)	.00	1.80	.00	1.20	.00	.00	.00	.00	.00	.00	.00	.00
				Links 10+	.50	.00	.00	.00	.00	.10	.00	.00	.00	.00
33	1.80	(99,18)	.00	1.80	.00	1.10	.20	.00	.00	.00	.00	.00	.00	.00
				Links 10+	.50	.00	.00	.00	.00	.00	.00	.00	.00	.00
34	1.70	(228, 8)	.00	1.70	.00	.00	.00	.40	.30	.00	.10	.30	.10	.00
				Links 10+	.00	.00	.10	.00	.00	.00	.40	.00	.00	.00
35	1.70	(228, 8)	.00	1.70	.00	.00	.00	.30	.30	.00	.10	.40	.00	.00
				Links 10+	.00	.00	.10	.00	.00	.00	.50	.00	.00	.00
36	2.20	(228, 8)	.00	2.20	.00	.00	.00	.30	.50	.10	.10	.40	.00	.00
				Links 10+	.00	.00	.10	.00	.00	.00	.70	.00	.00	.00
37	2.50	(228, 8)	.00	2.50	.00	.00	.00	.20	.60	.10	.10	.40	.00	.00
				Links 10+	.00	.00	.10	.00	.00	.00	1.00	.00	.00	.00
38	2.70	(267,19)	.00	2.70	.00	.00	.00	.00	.80	.00	.10	.40	.00	.00
				Links 10+	.00	.00	.10	.00	.00	.00	1.30	.00	.00	.00
39	3.50	(299,18)	.00	3.50	.00	.00	.00	.00	1.10	.00	.10	.50	.00	.00
				Links 10+	.00	.00	.10	.00	.00	.00	1.70	.00	.00	.00
40	3.40	(299,18)	.00	3.40	.00	.00	.00	.00	1.10	.10	.10	.50	.00	.00
				Links 10+	.00	.00	.10	.00	.00	.00	1.50	.00	.00	.00
41	2.90	(201, 8)	.00	2.90	.00	.00	.00	.00	.70	.00	.00	.50	.00	.00
				Links 10+	.00	.00	.10	.00	.00	.00	1.60	.00	.00	.00
42	2.80	(60, 8)	.00	2.80	.00	.00	.00	.00	.70	.00	.00	.40	.00	.00
				Links 10+	.00	.00	.10	.00	.00	.00	1.60	.00	.00	.00
43	2.80	(323,16)	.00	2.80	.00	.10	.00	.10	.70	.00	.00	.10	.10	.10
				Links 10+	.20	.00	.00	.00	.00	.00	1.40	.00	.00	.00

JOB: HSS FDR Air Quality Build/105' Jets

RUN: FDR DRIVE BET E 67TH-75TH STS/105' JETS

LINK CONTRIBUTION TABLES

SECOND HIGHEST 1-HOUR AVERAGED LINK CONTRIBUTIONS
IN PARTS PER MILLION (PPM)
INCLUDING AMBIENT BACKGROUND CONCENTRATIONS.

Rcptr No.	Total Conc	Ending Day Hr	Ambient Backgnd	Total Link	Link +1	Link +2	Link +3	Link +4	Link +5	Link +6	Link +7	Link +8	Link +9	Link +10
44	2.50	(356,16)	.00	2.50	.00	.10	.00	.10	.80	.00	.00	.20	.10	.00
				Links 10+	.10	.00	.00	.00	.00	.00	1.10	.00	.00	.00
45	2.30	(276,21)	.00	2.30	.00	.10	.00	.10	.80	.00	.00	.20	.10	.00
				Links 10+	.20	.00	.00	.00	.00	.00	.80	.00	.00	.00
46	2.00	(276,21)	.00	2.00	.00	.10	.00	.10	.80	.00	.00	.20	.10	.00
				Links 10+	.10	.00	.00	.00	.00	.00	.60	.00	.00	.00
47	1.80	(323,16)	.00	1.80	.00	.10	.00	.00	.90	.00	.00	.30	.00	.00
				Links 10+	.10	.00	.00	.00	.00	.00	.40	.00	.00	.00
48	1.70	(64,16)	.00	1.70	.00	.20	.00	.00	.70	.00	.00	.20	.00	.00
				Links 10+	.20	.00	.00	.00	.00	.00	.40	.00	.00	.00
49	1.80	(299,18)	.00	1.80	.00	.00	.00	.00	1.00	.20	.30	.30	.00	.00
				Links 10+	.00	.00	.00	.00	.00	.00	.00	.00	.00	.00
50	1.70	(99,18)	.00	1.70	.00	.20	.00	.00	.80	.00	.00	.20	.00	.00
				Links 10+	.20	.00	.00	.00	.00	.00	.30	.00	.00	.00
51	1.70	(99,18)	.00	1.70	.00	.20	.00	.00	.80	.00	.00	.20	.00	.00
				Links 10+	.20	.00	.00	.00	.00	.00	.30	.00	.00	.00
52	1.70	(99,18)	.00	1.70	.00	.20	.00	.00	.90	.00	.00	.20	.00	.00
				Links 10+	.20	.00	.00	.00	.00	.00	.20	.00	.00	.00
53	1.70	(99,18)	.00	1.70	.00	.20	.00	.00	.90	.00	.00	.20	.00	.00
				Links 10+	.20	.00	.00	.00	.00	.00	.20	.00	.00	.00
54	1.70	(99,18)	.00	1.70	.00	.20	.00	.00	.90	.00	.00	.20	.00	.00
				Links 10+	.20	.00	.00	.00	.00	.00	.20	.00	.00	.00
55	1.70	(99,18)	.00	1.70	.00	.20	.00	.00	.90	.00	.00	.20	.00	.00
				Links 10+	.20	.00	.00	.00	.00	.00	.20	.00	.00	.00
56	1.70	(276,21)	.00	1.70	.00	.10	.00	.00	1.00	.00	.00	.40	.00	.00
				Links 10+	.10	.00	.00	.00	.00	.00	.10	.00	.00	.00
57	2.30	(60, 8)	.00	2.30	.70	.00	.00	.00	.00	.00	.00	.00	.00	.00
				Links 10+	.00	.50	.00	.00	.00	.00	.00	1.10	.00	.00
58	2.30	(266, 8)	.00	2.30	.70	.00	.00	.00	.00	.00	.00	.00	.00	.00
				Links 10+	.00	.50	.00	.00	.00	.00	.00	1.10	.00	.00
59	2.30	(201, 8)	.00	2.30	.70	.00	.00	.00	.00	.00	.00	.00	.00	.00
				Links 10+	.00	.50	.00	.00	.00	.00	.00	1.10	.00	.00
60	2.40	(299,18)	.00	2.40	.80	.40	.00	.00	.00	.00	.00	.00	.00	.00
				Links 10+	.50	.20	.00	.00	.00	.10	.00	.40	.00	.00

JOB: HSS FDR Air Quality Build/105' Jets

RUN: FDR DRIVE BET E 67TH-75TH STS/105' JETS

CALM DURATION FREQUENCY

Hours of Consecutive Calm Winds	Frequency of Occurrence	(Julian day/hour ending) of Significant Occurrences
1	126	(1,24)(2, 7)(4, 6)(5,21)(33,12)(36,17)(36,19)(43, 6)(43, 9)(52, 7) (55, 1)(55,22)(59, 9)(64, 3)(64, 5)(64,24)(80, 9)(81, 2)(84, 8)(85,22) (86, 1)(86, 7)(87, 5)(94,16)(98, 2)(105, 8)(109, 2)(113, 9)(113,12)(115, 5) (117,12)(125,21)(126, 1)(127,13)(130,22)(131, 1)(132, 2)(132,22)(133, 2)(133, 4) (133, 6)(133,12)(136, 3)(137,11)(137,21)(138,24)(139, 4)(140, 8)(140,21)(141, 2) (142,10)(143, 8)(146, 3)(146, 9)(147,21)(149,15)(163,14)(164,16)(171, 7)(173, 3) (174,13)(174,17)(177,17)(178, 4)(178, 8)(184,19)(184,21)(185,12)(188,24)(189,12) (192,21)(201,11)(202,22)(210,24)(211,11)(212, 1)(212, 5)(222, 5)(222,23)(226,20) (227, 6)(227,23)(228, 7)(229, 5)(229,12)(230, 6)(230, 9)(231, 3)(232,22)(234, 7) (247, 2)(256, 1)(256,12)(257, 1)(257,11)(260,11)(264,20)(266, 4)(268, 4)(268, 9) (271, 3)(274, 4)(276, 1)(276, 5)(281, 5)(281,13)(287, 4)(289, 4)(299,22)(299,24) (301,12)(302,16)(309,20)(312, 7)(321,23)(322, 2)(324,14)(327, 4)(328,22)(338, 1) (338, 3)(343, 2)(346, 5)(351, 1)(357, 5)(357, 8)
2	33	(2,24)(54,21)(64, 1)(83, 7)(94,14)(100, 1)(107,17)(133,10)(137, 2)(137,24) (149,10)(173, 6)(175,23)(180, 9)(182, 9)(183, 9)(193, 5)(222,10)(229,22)(255,20) (266, 7)(287,10)(288, 1)(289, 2)(292,17)(321,11)(322,14)(323, 8)(324, 6)(324,12) (356, 7)(357, 3)(360,15)
3	10	(2,19)(33,16)(60, 7)(80, 7)(135,24)(186, 6)(204, 6)(280, 9)(315,10)(338, 8) (
4	5	(203, 8)(271, 1)(278, 4)(323, 4)(327, 2)
6	2	(133,20)(282, 4)
7	1	(22,15)
10	1	(134, 7)
13	1	(184,11)

Program terminated normally

Appendix F
Written Comments Regarding the Public Hearing

ZARIN & STEINMETZ

ATTORNEYS AT LAW
81 MAIN STREET
SUITE 415
WHITE PLAINS, NEW YORK 10601

TELEPHONE: (914) 682-7800
FACSIMILE: (914) 683-5490
WEBSITE: WWW.ZARIN-STEINMETZ.NET

DAVID S. STEINMETZ*
MICHAEL D. ZARIN
DANIEL M. RICHMOND

* ALSO ADMITTED IN D.C.
• ALSO ADMITTED IN CT.
Δ ALSO ADMITTED IN N.J.

MEREDITH BLACK •
DAVID J. COOPER
JODY T. CROSS •
KEBRINA RHEDRICK
BRAD K. SCHWARTZ

MARSHA RUBIN GOLDSTEIN
HELEN COLLIER MAUCH Δ
SUSAN H. SARCH*
LISA F. SMITH •

OF COUNSEL

July 14, 2008

By Hand Delivery

Amanda Burden, AICP, Chair
New York City Planning Commission
22 Reade Street, 1W
New York, New York 10007

Re: **Hospital for Special Surgery Expansion**
CEQR No. 05DCP061M;
Comments on Draft Environmental Impact Statement

Dear Chairperson Burden and the Honorable Members of the Planning Commission:

These written comments are submitted on behalf of the residents of the Edgewater Building, located at 530 East 72nd Street (the "Edgewater"), regarding the above-referenced Draft Environmental Impact Statement ("DEIS") prepared in connection with the Hospital for Special Surgery's ("Applicant") expansion project ("Project"). They supplement the oral testimony presented to the Commission at its July 2, 2008 Public Hearing on the DEIS ("July 2nd Hearing"). Incorporated herein in their entirety, and also an integral part of the Edgewater's comments on the DEIS, are the written comments and annexed Exhibits of Ernest Hutton, of Hutton Associates ("Hutton Comments"), and John Canning of Adler Consulting ("Canning Comments").

As presented at the July 2nd Hearing, the Applicant's DEIS fails to adequately consider critical areas of environmental concerns related to the Project, as well as offers little meaningful discussion of reasonable alternatives, which could avoid or mitigate the identified adverse environmental impacts. The Edgewater's comments are offered in the spirit of cooperation, and will hopefully assist the New York City ("City") Planning Commission ("Commission") in requiring the Applicant to explore and implement design and other changes to the Project, which will achieve a positive outcome for all the affected stakeholders.

THE DEIS IS THE STARTING POINT IN THE REVIEW OF THE PROJECT AND THE DEVELOPMENT OF REASONABLE ALTERNATIVES AND MITIGATION

Initially, the Edgewater emphasizes, as the Commission must appreciate, that the State Environmental Quality Review Act ("SEQRA"), and its governing regulations, envisions the DEIS as only a "starting point" for the analysis and mitigation of this ambitious development proposal:

> The DEIS is a starting point. It is a document which should analyze the significant environmental effects of a proposed action and identify how those effects can be avoided or minimized. When a DEIS is accepted as complete, it is complete for the purposes of commencing formal review of the proposal. *The opportunities for public comment, formal review and public hearings are all part of the SEQRA process established to fill in gaps and to provide updated information and analysis in the DEIS in order that an informed decision may ultimately be made regarding the proposal.*

In re Amenia Sand & Gravel, 1997 WL 1879249, at *8 (N.Y.S. D.E.C. June 16, 1997) (Rulings of the Administrative Law Judge on Party Status and Issues) (emphasis added), appeal denied, 1997 WL 628371 (N.Y.S. D.E.C. Aug. 27, 1997) (Interim Decision of Deputy Commissioner); see also N.Y. Envtl. Conserv. L. § 8-105(8) (defining a DEIS to be "a preliminary statement prepared pursuant to [SEQRA]" (emphasis added)).

The Commission is still at a relatively early point in the SEQRA process. It is not only possible, but imperative, to meaningfully reform the Project at this stage to avoid its significant adverse impacts, including through the development of reasonable alternatives. As several members of the Commission indicated at the July 2nd Hearing, however, the Commission's ability to make "informed decisions" regarding the Project and to correct its course are hamstrung by the incomplete and inaccurate information provided to date by the Applicant.

We trust the following comments will help the Commission fill in the gaps in the present record so that the Commission can fulfill its substantive obligations herein.

THE APPLICANT MUST CONSIDER MAJOR PROJECT REVISIONS

The Applicant's analysis of its expansion Project violates the letter and the intent of the Zoning Code of the City of New York ("Zoning Code"), the Agreement among, inter alia, the City of New York and the Hospital for Special Surgery, dated March 22, 1973 ("Air Rights Agreement"), as amended, including the March 17, 1993 Amendment ("1993 Amendment"),

SEQRA, the City Environmental Quality Review ("CEQR"),[1] and the National Environmental Policy Act ("NEPA").[2]

A. Zoning Code Requirements Dictate Significant Project Revisions

1. The Project Is Not A "Good Site Plan"

Even under ordinary zoning standards, the Applicant would be compelled to reconsider its Project. As with any Special Permit application, the Commission here must consider whether "the hazards or disadvantages to the community at large through the location of such use at the particular site are outweighed by the advantages to be derived by the community from the grant of such special permit use." (Zoning Code, § 74-31(a).) As set forth herein, the current Project's adverse impacts to the community manifestly outweigh any of its advantages.

The unique legal and geographical context of the Project, however, impose even higher standards than usual. Section 74-682 of the Zoning Code establishes a unique threshold requirement for this Project. The Commission must consider whether this Project "in relation to the *existing buildings . . . in the area*, the location and distribution of new bulk result[s] in a *good site plan.*" (Emphasis added). Thus, while in the ordinary case the Commission might not be compelled to consider view corridors from private residences,[3] for example, the Code's requirement that the Commission consider the Project's relationship to "existing buildings" compels the Commission to consider the impacts that the Project would have on residents not

---

[1] As the Commission is aware, SEQRA authorizes municipalities to adopt individualized procedures to implement SEQRA. 6 N.Y.C.R.R. § 617.14(b). New York City has adopted CEQR to implement SEQRA. See 62 R.C.N.Y. § 5-01, et seq. Both processes apply to the instant matter. See Nash Metalware Co., Inc. v. Council of City of N.Y., 14 Misc.3d 1211(A), 2006 WL 3849065, at *2 (Sup. Ct. N.Y. Co 2006) (holding that "[b]ecause the rezoned land is located in the City, both SEQRA and CEQR apply to the process"). The two overlapping procedures are often referenced together in land uses cases. See, e.g., Chinese Staff & Workers Ass'n v. City of N.Y., 68 N.Y.2d 359, 509 N.Y.S.2d 499, 502 (1986). References herein to "SEQRA" encompass both SEQRA and CEQR.

[2] It also appears that the Project is subject to the regulations encompassed in the National Environmental Protection Act ("NEPA"). The Applicant is seeking federal construction loan insurance from the Federal Housing Administration ("FHA") under its FHA-241 mortgage insurance program. The authorization of such federal funds is sufficient to bring a project under the ambit of NEPA. See Wilson v. Lynn, 372 F. Supp. 934, 935 (D.C. Mass. 1974) (holding that the decision by U.S. Department of Housing and Urban Redevelopment (now the FHA's parent Agency) to make federal mortgage insurance available constituted a "'major federal action'" under NEPA). Indeed, under the FHA regulations relating to its Mortgage Insurance For Hospitals Program, funding decisions could be subject to review under NEPA. See 24 C.F.R. § 242.79. None of the potential NEPA impacts are reflected in the DEIS.

[3] See CEQR Technical Manual, at 3G-1.

only when they are using the East River Esplanade ("Esplanade"), and the 72nd Street Overlook park ("72nd Street Overlook"), but also from the perspective of their residences. This latter requirement is of special relevance here where the new bulk would be located literally inches from the Edgewater.

Moreover, the "good site plan" requirement must be read in conjunction with the overall goals established by the Zoning Code for Residence Districts and the Waterfront Area. See N.Y. Statutes § 221(b) (establishing that laws that are *in pari materia*[4] "are to be construed together as though forming part of the same statute").

The City Zoning Code establishes that the general goals of Residence Districts "include, among others, the following specific purposes":

> (b) ... To protect residential areas against . . . against offensive noise, vibration . . . glare, *and other objectionable influences.*
>
> (c) To protect residential areas, as far as possible, *against heavy traffic* and against through traffic of all kinds.
>
> (d) To protect residential areas against congestion, as far as possible, *by regulating the density of population and the bulk of buildings in relation to the land around them* and to one another, and by *providing for off-street parking spaces*; to require the provision of open space in residential areas wherever practicable; and to encourage the provision of additional open space by permitting moderately higher bulk and density with better standards of open space, in order to *open up residential areas to light and air*, to provide open areas for rest and recreation, and to *break the monotony of continuous building bulk, and thereby to provide a more desirable environment for urban living in a congested metropolitan area.*
>
> (e) To *protect the character of certain designated areas of historic and architectural interest*, where the scale of building development is important, *by limitations on the height of buildings.*
>
> (f) To *provide for access of light and air to windows and for privacy, as far as possible, by controls over the spacing and height of buildings and other structures.*

---

4 "Relating to the same matter." Black's Law Dictionary, at 795 (7th Ed. 1999).

> (g) To provide appropriate space for . . . health, and similar facilities . . . which *do not create objectionable influences.*
>
> (h) To provide freedom of architectural design, in order *to encourage the development of more attractive and economic building forms.*"
>
> (i) To promote the most desirable use of land and direction of building development in accord with a well-considered plan, to *promote stability of residential development, to protect the character of the district and its peculiar suitability for particular uses, to conserve the value of land and buildings*, and to protect the City's tax revenues.

(Zoning Code, §21-00 (emphasis added).)

As set forth herein, as presently formulated, the Project's site plan cannot meet the requisite "good site plan" standard. Section 74-682 of the City Zoning Code specifically authorizes the Commission under these circumstances to impose "conditions and safeguards" in order to "improve the quality of the development and minimize adverse effects on the character of the surrounding area." (See also Zoning Code, § 74-31(a) (requiring the Commission to consider with respect to every Special Permit application "that the adverse effects, if any, on the privacy, quiet, light and air in the neighborhood of such use will be minimized by appropriate conditions governing location of the site, design and method of operation").)

2. The Project Is Inconsistent With The City's Goals For Waterfront Areas

The City Zoning Code sets forth additional planning requirements for Waterfront Areas, which the Applicant must satisfy in its development proposal, including, among other things:

> (a) to *maintain and reestablish physical and visual public access to and along the waterfront*;
>
> (b) to promote a greater mix of uses in waterfront developments *in order to attract the public and enliven the waterfront*;
>
> (c) to create a desirable relationship between waterfront development and the water's edge, public access areas and adjoining upland communities; [and]
>
> (d) to preserve historic resources along the City's waterfront.

(Zoning Code, §61-00 (emphasis added); see generally The New Waterfront Revitalization

Program (N.Y.C. Sept. 2002).)[5]

As demonstrated herein, the Project contradicts these goals, and is inconsistent with these established waterfront policies. The proposed bulk and positioning of the Project would, inter alia, severely narrow the views of the waterfront from the area's open spaces. This narrowing would also include the complete elimination of the view of the Queensboro Bridge - a national landmark - from the 72nd Street Overlook park.

In addition, imposition of a "hulking mass" upon the waterfront would completely alter public access areas and the adjoining upland communities. Several simulations included with the Hutton Comments demonstrate the significant diminishment of access to light and air from the Esplanade and nearby open spaces due to the "canyon effect" the Project would create. (See Hutton Comments, Pages 3-4).

As such, the Project as proposed cannot be considered to produce a "desirable relationship" between it and the water's edge.

3. The Project Would Exacerbate The Applicant's Present Zoning Nonconformance

The Applicant is already contravening the City's goals for off-street loading berths, and offers no justification for exacerbating such conditions.

The City Zoning Code's stated purpose for off-street loading berths is to maintain the safety of public streets and walkways by providing space removed from these areas where large deliveries and waste removal can be made. Properly designed and used loading docks help relieve traffic congestion in residential areas, and promote and protect public health, safety and general welfare. (See Zoning Code § 25-70).

As testimony at the July 2nd Hearing established, presently, the safety of passengers and pedestrians in the area is severely compromised by the already nonconforming loading berths. Trucks servicing the Hospital for Special Surgery idle, park and make deliveries in the neighboring residential streets as they cannot access the Hospital's purportedly existing and available loading berths. The current loading berth system at the Hospital has proven to be inadequate. The surrounding community is experiencing inadequate and dangerous traffic congestion, as well as increased potential exposure to hazardous substances. These unsafe conditions would only be exacerbated if the Project is approved without increased loading areas.

Section 25-72 of the Zoning Code provides that the Project would require at least one (1) new loading berth for the new construction and enlargement. The Applicant's conclusion in Drawing Number Z-005 of the DEIS that no additional loading berths are required is

---

[5] The area at issue is also within the protected Coastal Zone Boundary. (See CEQR Technical Manual, Figure 3K-1, at 3K-3.)

disingenuous, at best. It claims that Section 25-72 of the Zoning Code would only require additional loading berths if the Project created more than 600,000 square feet of floor area. Adherence to Section 25-72 does not support this conclusion. This Section allows 10,000 square feet of floor area without a requirement for a loading berth. For the next 290,000 square feet of floor area, a building is required to provide at least one loading berth. Each additional 300,000 square feet, or fraction thereof, requires at least one additional loading berth. Drawing Number Z-005 of the EIS depicts that the Project will total 497,188 square feet of floor area. Per Section 25-72, only projects of 10,000 square feet or less may be developed without including loading berths. Any project over 10,000 square feet would require at least one (1) loading berth to be included in the new construction. The formula provided in Section 25-72 of the Zoning Code as applied to the Applicant's calculated 497,188 square feet, requires that the Project include at least two (2) loading berths in its plans.

The Applicant's impropriety with regards to the required loading berths is extended to its assertion that the Project can utilize the existing loading berths at the Hospital for Special Surgery. The Hospital's 1992 Special Permit Application C 910485 ZSM contained a self-certification that the Project would contain four (4) loading berths. The existing facility, in fact, does not contain this number of berths.[6] At best, three (3) purported loading berths exist. Of the three (3), the loading berth closest to the F.D.R. Drive on East 71st Street (Berth 1) is wholly inoperable. It is encumbered by a permanently-installed trash compactor, which is affixed to a 40 inch high concrete slab. This apparatus extends to within 2 feet of the opening of the bay. The photographs attached as Exhibits 1, 3 & 4 to the Affidavit of Dennis Alex, sworn to July 12, 2008 annexed herein ("Alex Aff.") demonstrate that a truck cannot enter more than 18 inches into the bay. Trucks have been witnessed consistently parking outside of Berth 1 to load or unload. (See Alex Aff., ¶ 18 & Exhibits 3 & 4.)

Additionally, the two claimed westernmost loading berths on East 71st Street (Berths 2 and 3) can barely be deemed to be one, let alone two, loading berths. They constitute a single bay divided by a yellow line down the center of the floor. The entire bay measures only 19 feet wide. Section 25-74 of the Zoning Resolution requires that loading berths for hospital and related facilities measure at least 33 feet in length, 12 feet in width, and maintain a vertical clearance of 12 feet. Berths 2 and 3 only measure 9 1/2 feet wide. (See Alex Aff., ¶ 22). This area cannot accommodate two trucks, and their loading activities. Consistent with the street congestion caused by Berth 1, trucks attempting to deliver or retrieve materials from the Hospital at Berths 2 and 3 routinely park in East 71st Street. (See Alex Aff., Exhibits 5 & 6.) Use of Berths 2 and 3 is a violation of the Zoning Resolution, and may not be continued, especially for the proposed increased capacity of the Project.

---

[6] In contravention of Section 74-20 of the Zoning Code, the Applicant has apparently not supplied a site plan showing the location of all the loading berths that it asserts at now at its disposal. The Applicant should produce such a site plan and indicate on such plan which facilities are served by which loading berths. It is unclear, for example, which loading berth is used for the mixed-use Belair Building.

In further violation, Berths 2 and 3 do not satisfy the Zoning Resolution's minimum depth requirements. The available depth of the bay is approximately 20 feet, not the mandated 33 feet. There exists a knee wall at the rear of the Berth, which is attached to two attached steel loading docks. It is physically impossible for trucks to park in the boundaries of the Berth because of the impediment at the rear. Consequently, trucks unloading in the Berth extend over the sidewalk, completely blocking the pedestrian sidewalk, and protruding into vehicular traffic. (See Alex Aff., ¶¶ 26-28 & Exhibits 7, 8 & 8a .)

The claimed fourth loading berth is located on East 70th Street (Berth 4). The height of the entrance to Berth 4 is a mere 8 feet, barely half of the required 12 foot vertical clearance. The entrance to Berth 4 is blocked by steel poles bolted into a steel plate. Trucks cannot enter Berth 4 due to yet another impediment installed by the Applicant. (See Alex Aff., ¶¶ 36-38 & Exhibit 15.)

Not one of the Hospital's existing loading berths meets the minimum dimension requirements for off street loading berths. Yet, the Zoning Calculations provided for the Project in Z-005 claim that no additional loading berths are required.[7]

4. It Is Unclear Whether The Applicant Has Sufficient Development Rights to Accomplish The Project

It is also unclear whether the Applicant has sufficient unused floor area to accomplish its expansion Project. Section 74-682(b) of the Zoning Code establishes that the Project can "utilize[] only unused floor area from the portion of the adjoining zoning lot not within the demapped air space." In the first instance, the Applicant has not provided any detail demonstrating where it allocated unused floor area from.

Moreover, the Applicant appears to be relying on the improper transfer of development rights from a non-permitted use it is currently operating. The Applicant's facility includes a mixed-use building named the "Belaire." The Belaire's current Certificate of Occupancy permits "Hospital Staff Apartments" from the fifth through the thirteenth floor, and "Class A Apartments" from the fourteenth floor through the thirty-second floor. While it has been verified that the top nineteen floors are used for residential purposes, the floors designated for Hospital Staff Apartments appear to be used for transient hotel purposes. (See Alex Aff., ¶¶

---

[7] Manhattan Borough President Scott Stringer conditionally approved the Hospital's application. In doing so, he recognized: "[o]ff-street loading berths serve an important role in maintaining the efficient functioning of a city. They serve to reduce or eliminate interruption of pedestrian and vehicular traffic flow, and it is sound planning policy to protect the fee flow of traffic." He noted that HSS has four loading berths, but there is no indication that he considered the dimensions or the zoning requirements of the berths.

51-58.). Section 12-10 of the Zoning Code defines "Transient Hotel" as a building or part of a building in which:

> (a) living or sleeping accommodations are used primarily for transient occupancy, and may be rented on a daily basis;
>
> (b) one or more common entrances serve all such living or sleeping units; and
>
> (c) twenty-four hour desk service is provided, in addition to one or more of the following services: housekeeping, telephone, or bellhop service, or the furnishing or laundering of linens.

Transient Hotels are not permitted in the R9 District as-of-right or by special permit. As a non-permitted use, the Belaire does not, or at least the hotel portions of the building cannot, possess any development rights. The Zoning Calculations provided in the DEIS at Z-005 claim that the Project will receive 34,595.70 square feet of available development rights from the Belaire. The Applicant has crafted this figure by inappropriately classifying the Belaire as a Community Facility. The floor area ratio (FAR) of 10 that is utilized by the Applicant is reserved for Community Facility uses. Here, the building is, at best, mixed residential and non-conforming uses – not a "community facility." The Project does not have 34,595.70 square feet of development rights available from the Belaire.

B. The Air Rights Agreement Also Compels Project Redesign

The Project's proposed development over the FDR Drive could adversely impact the Esplanade and other area proximate sensitive land uses, such as the park at the end of East 72nd Overlook. The Air Rights Agreement flatly prohibits construction that "would penetrate, occupy, or obstruct" the wider of either: (a) the area between the eastern most edge of the FDR and the pierhead-bulkhead line; or (b) within twenty-five feet (25') west of the pierhead-bulkhead line. (1993 Amendment, ¶ 13.)

The Agreement creates a narrow exception, which the Applicant seeks to apply. The Agreement allows for "necessary and appropriate" support columns "*only if*" the Commission can find that the resulting "building area *shall not substantially*:

> (i) interfere with pedestrian use and enjoyment of the FDR Drive Existing Walkway,
>
> (ii) restrict light and air to the FDR Drive Existing Walkway,
>
> (iii) detract from the visual quality of the waterfront area, and

(iv) impede vehicular use of the FDR Drive, East 63rd, East 70th or East 71st Streets."

(Id. (emphasis added).)

Similarly, pursuant to Article 15 of the Air Rights Agreement, the Commission can only allow for the development of the subject area, provided, that it can find that "such construction will not substantially interfere with the vehicular and pedestrian use of the FDR Drive or the Streets," and that such construction shall otherwise "be in accordance with the provisions of this agreement." (See Air Rights Agreement, Article 15 & Exhibit H to the 1973 Agreement, ¶ e.)

As detailed below, the present Project design would produce numerous unmitigated adverse impacts that prevent the Commission from making the aforementioned necessary findings under the Air Rights Agreement.[8]

C. SEQRA and CEQR Mandate
A Meaningful Discussion Of Project Alternatives

As the Commission surely is aware, the search for possible alternatives to a proposed action has "been characterized as the 'heart of the SEQRA process." Shawangunk Mountain Envtl. Ass'n v. Planning Bd. of Town of Gardiner, 157 A.D.2d 273, 557 N.Y.S.2d 495, 497 (3d Dept. 1990), quoting Marsh, "Symposium on the New York State Environmental Quality Review Act Introduction--SEQRA's Scope and Objectives", 46 Alb L Rev 1097, 1111 (1982); see also 40 C.F.R. § 1502.14 (establishing that, under NEPA, the alternatives section is "the heart of the environmental impact statement"). SEQRA requires an applicant to describe and evaluate "the range of reasonable alternatives to the action that are feasible, considering the objectives and capabilities of the project sponsor." 6 N.Y.C.R.R. § 617.9(b)(5)(v).

The Commission here has independent review authority. It is not bound by the Applicant's unwillingness to consider reasonable alternatives. As the State Department of Environmental Conservation ("DEC") has made clear in its primary guidance document on the implementation of SEQRA, the Commission is charged with making an independent determination of whether the Applicant's objectives are reasonable, particularly in view of practicable alternatives:

---

[8] The Commission should also question whether the "V" shaped support columns at base level, and other purported support columns, are "necessary and appropriate," rather than being cosmetic elements. The "V" shaped columns, for example, would be far more intrusive that straight vertical columns.

> Why must alternatives be considered when the project sponsor has already decided what is the best project?
>
> The project sponsor develops the proposed action based on its goals and objectives. These goals and objectives are not always shared by the reviewing agencies and the public. Requiring that reasonable alternatives be discussed allows a reviewer to independently determine if the proposed action is, in fact, the best project when the environmental factors have been considered.

SEQR Handbook at 64 (DEC 1992)(emphasis added).[9]

Of special relevance to the subject proposal, "[t]he need to discuss alternatives depend[s] on the significance of the environmental impacts associated with the proposed action: The greater the impacts, the greater the need to discuss alternatives." SEQR Handbook at 64. SEQRA specifically contemplates that the "range of alternatives" to be considered includes differences in the "scale or magnitude" of the project. 6 N.Y.C.R.R. § 617.9(b)(5)(v)('c').

> The SEQRA Handbook goes on to explain that:
>
> Consideration of alternative scale or magnitude may be reasonable under the following circumstances:
>
> - The impacts of the action can be avoided or reduced by a change in project size.

---

[9] In a seminal case under the federal analogue to SEQRA, the National Environmental Policy Act ("NEPA"), Calvert Cliffs' Coordinating Committee, Inc. v. United States Atomic Energy Commission, 449 F.2d 1109, 1114 (D.C. Cir. 1971), the United States Court of Appeals explained that the alternatives requirement ensures that agencies weigh the environmental and economic pros and cons of different options for a particular project, before deciding which option to pursue. The Court specifically stated that the alternatives requirement is expansive, and critical to the underlying intent of NEPA, as it:

> seeks to ensure that each agency decision maker has before him and takes into proper account all possible approaches to a particular action (including total abandonment of the project) which would alter the environmental impact and the cost-benefit balance. Only in that fashion is it likely that the most intelligent, optimally beneficial decision will ultimately be made.

Id.; see also Dubois v. U.S. Dept. of Agriculture, 102 F.3d 1273, 1287 (1st Cir. 1996) ("*The 'existence of a viable but unexamined alternative renders an environmental impact statement inadequate'*." (emphasis added)).

- The change in project size does not reduce the project to the point where it will no longer serve its intended function (for example: a communication tower may require a minimum height for effective operation).

- The reduction in project may decrease potential profit but it does not make the project infeasible.

Id. at 65 (emphasis added).

The City's official guidance document for the implementation of CEQR, the CEQR Technical Manual, similarly indicates that the Applicant should be compelled to give far more serious consideration of alternatives than it has to date. The CEQR Technical Manual provides that an alternative design or configuration must be considered where a project, such as this one, would have adverse visual, bulk and other potentially significant impacts:

> An alternative design or configuration should be considered for actions where potential adverse impacts are related to the proposed action's bulk, visual character, contextual or direct effect on historic or other environmentally sensitive resources, or its physical relationship to another use . . . .

(CEQR Technical Manual, at 3U-1 to 3U-2.)

Particularly apt to the instant Application, the Manual recommends altering the design and configuration as required alternatives:

> changing a building footprint to reduce interference with a historic building . . . .[and] altering design elements such as setbacks, materials, and fenestration to relate the building(s) to the surrounding area.

(Id. at 3U-2; see also id. at 3E-20 (noting that "[a]lterntaives that reduce or eliminate shadow impacts include [r]eorientation of building bulk to avoid shadow increments on sensitive areas of open space"); id. at 3F-17 (establishing that "[r]edesign . . . is the preferred mitigation measure for significant adverse impacts on historic resources . . . When a proposed action will alter the setting of an architectural resource that is not actually physically affected, appropriate mitigation involves redesign of the proposal to be more compatible with the resource. . . . Possibilities include rearranging the proposed building's massing so that important views are not blocked . . . Particular attention to the fenestration, setbacks, rooflines, and massing of the new structure as well as other aspects of design is advised."); id. at 3G-7 ("Partial mitigation for visual impacts related to land use changes would be to alter some design elements. . . . The major way to reduce

or eliminate impacts on visual resources is through design or site configuration alternatives . . . For Visual character impacts, the project alternatives usually include a different physical design that would not result in the same impacts as the action as proposed. These physical changes may included a reduction in size, major alterations to the site plan, [or] changing the orientation of buildings . . . "); id. at 3K-11 (noting that alternatives to avoid waterfront impacts include "alternative design [such as] different building heights or site location to avoid a visual impact").).

The Applicant's superficial alternatives discussion, respectfully, cannot meet CEQR requirements. "When the alternatives are selected, each must be described adequately so its impacts can be considered." (Id. at 3U-3.) In particular, alternatives must:

> be described using text and graphics including such information as program elements and square footages, site plans, bulk drawings, elevations, axonometric drawings, discretionary actions and approvals additional to or different from those of the proposed action that might be required to implement the alternative, and any other information pertinent to its comparison with the proposed action.

(Id. at 3U-3.) While certainly "alternatives need not be assessed to the same level of detail as that of the proposed action," nevertheless, "it is usually appropriate to quantify the impact of the alternative, so that a comparison can be meaningful." (Id. at 3U-3); see also MYC New York Marina, L.L.C. v. Town Bd. of East Hampton, 17 Misc.3d 751, 842 N.Y.S.2d 899, 906 (Sup. Ct. Suffolk Co. 2007) ("To satisfy the 'hard look' test, the discussion of alternatives must be 'at a level of detail sufficient to permit a comparative assessment of the alternative discussed'" (citation omitted)).

Moreover, of special relevance, where, as here, there is an inconsistency with the City's Local Waterfront Revitalization Program ("LWRP") policies, "the lead agency *must* be able to certify that the following four requirements are satisfied to approve an action":

- *No reasonable alternatives exist* that would permit the action to be taken in a manner that would not substantially hinder the achievement of the policy;
- The action would minimize all adverse effects related to the policy inconsistency to the maximum extent practicable;
- The action would advance one or more of the other coastal policies; and
- The action would result in an overriding local public benefit.

19 N.Y.C.R.R. § 600.4; see also New Waterfront Revitalization Program at 8; CEQR Technical Manual at 3K-5. "According to the LWRP, the City cannot go proceed with an action if there is an LWRP inconsistency and the lead agency cannot make those findings." (CEQR Technical Manual at 3K-5.) The dearth of discussion in the DEIS about "reasonable alternatives" prevents the Commission from making the required certification.

As explained in greater detail below, the Project presents numerous impacts that are categorized as "significant" in various technical areas, each of which require the Applicant to engage in a meaningful consideration of design or configuration alterations. Such impact areas include traffic, urban design and visual resources, the waterfront, shadows, historic resources and neighborhood character.

The Commission, respectfully, must mandate that the Applicant seriously consider alternative sites or locations for its proposed Expansion Project. The CEQR Technical Manual indicates that alternative sites must be considered "where identified significant impacts could be reduced or eliminated on a different site without compromising project objectives." (Id. at 3U-2; see also id. at 3G-7 (discussing alternative site analysis gear to producing a project "that would not block important view corridors").)

D. The DEIS Is Flawed In Other Technical Areas

The Applicant's flawed environmental analysis, as discussed below and in the attached comments, respectfully prevents the Commission and the other Involved Agencies from having a rational basis upon which to make their individual Findings. See Sierra Club v. United States Army Corps of Engineers, 701 F.2d 1011, 1034 (2d Cir. 1983) ("Only if [a comprehensive EIS] is forthcoming can the public be appropriately informed and have any confidence that the decision makers have in fact considered the relevant factors and not merely swept difficult problems under the rug.").

Perhaps even more importantly, as described herein, the Project's significant adverse impacts demonstrate that it is not a "good site plan," as required by Zoning Code Section 74-682, is inconsistent with the City's LWRP polices, and prevents the Commission from making the requisite findings under the Air Rights Agreement and other statutes and corresponding regulations, which are also necessary for Project approval.

A. Traffic Impacts

Ultimately, the Applicant's DEIS cannot obscure the fact that the Project would clearly "substantially interfere with" and "impede" vehicular and pedestrian use of the FDR Drive and the local road network, including, but not limited to, East 71st Street. (See Air Rights Agreement, Article 15 & Exhibit H to the 1973 Agreement, ¶ e & 1993 Amendment, ¶ 13.) Indeed, the Project's failure "[t]o protect residential areas, as far as possible, *against heavy traffic* and against through traffic of all kinds" is prima facie proof that it is not "a good site plan." (See Zoning Code, §§21-00 & 74-682.)

To begin with, the DEIS's conclusion that the Project will produce "no significant traffic impacts, and therefore, no mitigation measures are warranted," does not comport with the existing conditions in the study area surveyed by the Applicants. The methodology employed by the Applicant to reach this conclusion is inconsistent with the technical guidelines set forth in the CEQR Technical Manual. As the Canning Comments make clear, the DEIS' analyses of level of service, trip generation and vehicular and traffic safety are critically flawed.

The CEQR Technical Manual identifies four "major technical areas" that any sufficient traffic analysis must evaluate. (CEQR Technical Manual, at 3O-1). They include: (i) traffic flow and operating conditions, where an evaluation of "the sufficiency of street and highway elements to adequately process the proposed action's expected traffic flow" is required, (ii) goods delivery, "including the capacity of the proposed loading areas to accommodate the expected volume of deliveries," and (iii) vehicular and traffic safety, which should identify impact on "existing high-accident locations or at locations that may become unsafe due to the proposed action." (Id.).

In performing such analyses, "[i]t is important that the existing conditions be defined precisely since this is a reflection of activity levels that actually occur today, and since existing conditions will serve as the baseline for future conditions analyses that require at lease some projection." (Id. at 3O-5). It is clear that the DEIS's definition of existing conditions are anything but precise. This calls into question the reliability of its conclusion that no mitigation measures are warranted.

The DEIS's analysis of traffic flow and operating conditions contains numerous inaccuracies as to the existing traffic operating and safety conditions in the study area. The DEIS claims traffic at the 71st Street FDR Drive Service Road, for example, runs at the optimal Level of Service ("LOS") A, with little or no delay. The photos supplied by Mr. Canning show an intersection operating at a LOS E and F, and demonstrate a considerably different reality. (See Canning Comments, Exhibits 1 and 2). Nor does the DEIS's analyses of travel on York Avenue reflect the testimony of residents who use this street on a daily basis. (See id. at Pages 2-3). Moreover, as the Canning Comments state, the DEIS's conclusion that not a single accident has occurred on the FDR Service Road is completely at odds with data collected for the surrounding intersections. Such inaccuracies between the DEIS's proposed "existing conditions" and the *actual* existing conditions on-site can hardly be considered "precise" under the CEQR Technical Manual standards.

The DEIS also fails to adequately predict future events that will impact existing conditions. If the Mayor's Congestion Pricing Plan is implemented, for example, the 71st Street exit off the FDR will experience a significant increase in traffic as the last exit in Manhattan before the tolls. See Canning Comments at Page 4. In addition, the DEIS appears to exclude in its baseline calculations the increased traffic and delivery activities of certain "as-of-right" renovations to be conducted simultaneously with the Project. (Id.).

The DEIS similarly fails to identify and examine several significant impediments

to the traffic flow that will exacerbate the existing problems in the area. Foremost is the "queue spillback" created by the insufficient size and placement of the Hospital's loading bays. (See id. at Page 4-5). Despite being a "major impact area" under CEQR, the current and potential future impacts of the Hospital's goods delivery system are unexamined in the DEIS.

Finally, the Canning Comments raise serious concerns that these conditions will increase the number of accidents in the vicinity of the FDR Drive, as well as the 71st Street FDR Drive Service Road. (See id. at Page 4). This includes a Project design that will create a "critical decision zone" under darkness on the Service Road, diminish the ability of the Service Road to function as a safe transition between a high-speed roadway and a low-speed roadway, and add enough traffic on the Service Road to back up on to the mainline of the FDR Drive.

The above establishes that conclusions contained in the DEIS are not supported by an accurate baseline to evaluate the level of impacts. Without an accurate baseline, we respectfully submit that the Commission is unable, in the first instance, to make a reasoned determination on the significance of the impacts identified in the DEIS. Moreover, the Canning Comments reveal that the Applicant has failed to identify and mitigate most, if not all, of the "major impact areas" identified by the CEQR Technical Manual.

As such, the Commission cannot accept the DEIS' unsubstantiated assertion that traffic mitigation measures are unnecessary. Moreover, respectfully, the Commission cannot approve the Project in its present form.

B. Urban Design and Visual Resources

The Project's location and bulk also clearly adversely impact "the land around" the Project site, including "existing buildings . . . in the area," by blocking "light and air," instituting a "monotony of continuous building bulk," and causing other "objectionable influences." (See Zoning Code, §§21-00 & 74-682.)

The DEIS trivializes these impacts. It summarily concludes that the proposed 12-story building over the FDR will only "partially" block views from the Esplanade, as well as only "block an additional increment of the view" from the 72nd Street Overlook park. (DEIS at 8-3). The DEIS likewise gives short shrift to the 1993 Amendment's required showing that the Project not substantially restrict light and air to the Esplanade or detract from the visual quality of the waterfront. Respectfully, the Commission should not accept the two sentence recitation of the standards as a sufficient showing that the provisions of the 1993 Amendment will be met.

Clearly, the Air Rights Agreement was meant to preserve public views of the waterfront from the numerous open spaces on 72nd Street. Utilizing the same views included in the DEIS, the Hutton Comments demonstrate that a dramatic loss of access to light and air would be caused by the 12-story addition to the waterfront. The result will be a "canyon effect" where the amount of sky that would provide ambient light would disappear. (See Hutton Comments at Page 3).

Moreover, the CEQR Technical Manual recognizes, "[a]n area's visual resources are its unique or important public view corridors, vistas, or natural or built features." (CEQR

Technical Manual, at 3G-1.) Thus, a "project [that] would significantly and permanently obstruct important views or vistas" adversely impacts visual resources. (Id. at 3G-6.) Where such impacts are identified, the Applicant, once again, must consider "design or site configuration alternatives" such as "a reduction in size, major alterations to the site plan, changing the orientation of buildings, or alterations to proposed street mappings or demappings." (Id. at 3G-7).

It is also well-settled law that aesthetics and potential impacts upon community characteristics are a "proper area of concern in [the SEQRA] balancing analysis" when determining if a project or activity will have a significant adverse effect. See generally, Matter of WEOK Broadcasting Corp. v. Planning Board, 79 N.Y.2d 373, 583 N.Y.S.2d 170 (1992) (indicating that consideration of "negative aesthetic impacts," such as the visual effect of radio transmission towers on the local community, can be an important factor in SEQRA review and can constitute a sufficient basis upon which to base SEQRA determinations); see also Scenic Hudson v. Town of Fishkill Town Board, 258 A.D.2d 654, 685 N.Y.S.2d 777 (2d Dept. 1999) (annulling Town Board rezoning, and indicating that EIS should have been prepared where proposed action would have a "significant negative impact on the region's visual environment," air quality and public health and safety, among other things); East Coast Development Co. v. Kay, 174 Misc.2d 430, 667 N.Y.S.2d 182 (Sup. Ct. Tompkins Co. 1996)(upholding City Planning Board's finding that a significant visual impact would occur by allowing petitioner to develop Wal-Mart store that would obstruct view of Cayuga Valley from a the main view station on local hiking trail).

According to the Hutton Comments, a serious examination of horizontal and vertical setbacks and shifts in bulk should be considered by the Applicant as mitigation. (See Hutton Comments, at Pages 4-5). Indeed, during the July 2nd Hearing, Commissioner Cantor echoed this same sentiment, calling for an evaluation of alternative locations to mitigate visual impacts. Incredibly, no serious consideration of alternative designs that would preserve light and air and the quality of the waterfront appears in the DEIS.

C. Waterfront

The Project also, respectfully, must be rejected in its present form because it is inconsistent with LWRP policies, including, but not limited to:

- does not "[p]reserve, protect and maintain existing physical, visual and recreational access to the waterfront;"
- impedes "visual access to coastal lands, waters and open space;"
- does not "minimize reduction of existing visual access caused by scale, design and location"
- does not preserve "the public interest in and use of lands and waters held in public trust by the state and city;"

- would impair "manmade scenic resources in the coastal area;"
- is incompatible with "existing scenic elements, such as landmarks;"
- fails to "[p]rotect designated historic resources."

(New Waterfront Revitalization Program 25-20; see also CEQR Technical Manual at 3K-15 to 3K-18, see also id. at 3G-6 (establishing that an adverse impact occurs "if the proposed action would significantly affect the public's enjoyment of waterfront views").

As indicated in the Hutton Comments, the Project would be inconsistent with LWRP policies, including, its adverse impacts to the Esplanade, 72nd Street Overlook park and other open spaces, as well as its adverse impacts on the scenic quality of the area and the public enjoyment of the landmark Queensborough Bridge.

D. Historic Resources

The lack of good site planning is further evidenced by the Applicant's failure to "protect the character of certain designated areas of historic and architectural interest." (See Zoning Code, §§21-00 & 74-682.)

According to the DEIS, the Project would not impact the public's ability to view the Queensboro Bridge,[10] as the "view is already obstructed by the [existing] East Wing." (DEIS at 8-4). This one sentence analysis is woefully inadequate to address the substantial obstruction of the public's view of this recognized historic resource that would result from the Project.

The CEQR Technical Manual establishes that adverse impacts include the "[e]limination or screening of publicly accessible views of [an architectural] resource." (CEQR Technical Manual, at 3F-15.) Notably, the Manual gives as an example:

> if a resource is located along the waterfront and is visible across the water, tall new buildings proposed between the architectural resource and the water that would block views of the resource could result in an adverse impact.

(Id.; see also id. at 3G-6 (establishing that an adverse impact occurs "if the proposed action would significantly affect the visual enjoyment of an historic resource (e.g., if the construction of a new building would impair the public's ability to view [a] historic resource").[11]

---

[10] The Queensboro Bridge has been listed on the National Register of Historic Places since 1978 for its architectural and engineering significance. See National Register of Historical Places, available at www.nationalregisterofhistoricplaces.com.

[11] The CEQR Technical Manual's standards are consistent with the DEC's internal policies for evaluating visual impacts. According to the DEC, "[s]ignificant aesthetic impacts are those that may cause a diminishment of the public enjoyment and appreciation of an inventoried resource, or one that impairs the character or quality of such a place." DEC Program Policy, Assessing and Mitigating Visual Impacts, dated 7/31/2000. Indeed, "it is the burden of the applicant to provide clear and convincing

The simulations contained in the Hutton Comments establish that the "hulking mass" of the proposed 12-story River Building would significantly impair the public's ability to view the Queensboro Bridge from the 72nd Street Overlook park. (See Hutton Comments at Page 4). These simulations contradict the DEIS' statement that views of this historic site will not be affected by the Project since views of the bridge are "already obstructed by the [existing] East Wing" building. As the Hutton's before-and-after visual analysis clearly illustrates, the existing view of the Bridge would be effectively eliminated.

E. Neighborhood Character

The Project also contravenes the most basic goal of Residence Districts of "provid[ing] a more desirable environment for urban living in a congested metropolitan area." (Zoning Code, § 21-00). The DEIS blithely concludes that the Project would "support the existing neighborhood character by supporting the major land use of the area." (DEIS at 9-5). Incredulously, the DEIS continues, "most of the factors that create the character of the neighborhood would be supported by the proposed project, while others would not be affected. Therefore the future with the proposed project would not change the character of the neighborhood." (Id. at 9-6).

The CEQR Technical Manual establishes that if "one of the defining features of the neighborhood's character would be significantly affected, then a significant impact would occur." (CEQR Technical Manual, at 3H-4.)[12] Alternatively, an action can result in a significant adverse impact on neighborhood character if it has moderate impacts on a number of defining features. (Id.). Also of particular relevance to this case, the CEQR Technical Manual establishes "a significant impact on neighborhood character could occur because of an increase in traffic on area roadways, even if that increase did not constitute a significant traffic impact." (Id. at 3H-4).

The Technical Manual recognizes that mitigations or alternatives intended to avoid adverse impacts in other technical areas may, but do not always, result in the avoidance of neighborhood character impacts. (Id. at 3H-4 to 3H-5). Thus, for example, signal timing adjustments might avoid a technical traffic impact, but not the related adverse impact increased traffic would have on community character. (Id. at 3H-5). In those circumstances, the Lead Agency must consider other mitigations or alternatives to directly address the neighborhood

---

evidence that the proposed design will not diminish the public enjoyment of the listed aesthetic resource." Id.

12 See also Chinese Staff and Workers Ass'n v. City of New York, 68 N.Y.2d 359, 509 N.Y.S.2d 499, 503 (1986) ("the impact that a project may have on population patterns or existing community character, with or without a separate impact on the physical environment, is a relevant concern in an environmental analysis since the [SEQRA] statute includes these concerns as elements of the environment"); N.Y. Envtl. Conserv. Law § 8-0105(6) (defining "environment" as "physical conditions which will be affected by a proposed action, including . . . existing patterns of population concentration, distribution, or growth, and existing community or neighborhood character").

character impacts.[13]

New York has long recognized that impacts upon community character are within the purview of SEQRA. See Chinese Staff & Workers Ass'n v. City of New York, 68 N.Y.2d 359, 509 N.Y.S.2d 499, 503 (1986)("[t]he potential acceleration of the displacement of local residents and businesses is a secondary long-term effect on population patterns, community goals and neighborhood character such that [SEQRA] requires these impacts on the environment to be considered in an environmental analysis"); see also Wal-Mart Stores, Inc v. Planning Board of North Elba, 238 A.D.2d 93, 668 N.Y.S.2d 774 (3d Dept. 1998)(upholding a local planning board's refusal to issue a conditional use permit and site plan approval solely on the basis of negative visual impacts and the anticipated effect of such visual impacts upon the "general character and ambiance of the community").

As is now abundantly clear, the Project would create numerous impacts on traffic, visual and historical resources, and the overall urban design, which would significantly alter the neighborhood character if approved as currently designed. Each impact taken individually undermines the Applicant's assertion that the Project will support this character. More important, however, is the devastating cumulative affect these impacts will have on the neighborhood if left unmitigated.

It must not be forgotten that the Applicant is proposing to squeeze a large, "hulking mass" of a commercial building within *inches* of a residential building in a residential district. The Edgewater, a building that reflects the core principles of the City's residential zoning goals, was built well before the Hospitals began building in the area. All the residents of the area and the Edgewater residents in particular, are entitled to more than a one sentence, conclusory statement that a major expansion project will not change the neighborhood character.

F. Shadows

The DEIS incorrectly asserts that the Project does not cause any significant adverse shadow impacts. As the CEQR Technical Manual states, "[t]here may be situations where a very small loss of sunlight is important (for example, in areas where older people sit)." (CEQR Technical Manual, at 3E-19.) The Project "would cover a larger area of the East River Esplanade" in shadows, whose duration would vary, depending upon the time of year. (DEIS at 6-3.) The Esplanade is a highly used public park, where the loss of sunlight would be felt

---

[13] Mitigations or alternatives intended to avoid neighborhood character impacts should not necessarily be discounted because they themselves might result in adverse impacts to other technical areas. The Lead Agency should instead consider how any impacts potentially caused by the neighborhood character impact mitigation can be mitigated. Thus, for example, re-routing traffic to avoid neighborhood character impacts could result in a traffic impact at a new intersection. In those circumstances, the Lead Agency must consider how that new traffic impact can be mitigated. (See CEQR Technical Manual at 3H-5.)

intensely. The Project would also cause shadow impacts over some portion of the 72nd Street Overlook at certain times of years. (Id.) The 72nd Street Overlook is used by the elderly, physically frail individuals, and many others for who even a purportedly "small loss of sunlight" would be a significant adverse impact. (See CEQR Technical Manual, at 3E-19.)

G Hazardous Materials

The DEIS appears to contemplate the improper deferral of potential subsurface hazardous waste issues on the site. It is well settled that by "deferring resolution" of potential environmental issues until after the conclusion of the SEQRA process, an agency "fail[s] to take the requisite hard look at area[s] of environmental concern." Penfield Panorama Area Cmty., Inc. v. Town of Penfield Planning Bd., 253 A.D.2d 342, 688 N.Y.S.2d 848, 854 (4th Dept. 1999) (annulling Planning Board's approval for, inter alia, deferring resolution of hazardous waste remediation issue).[14]

The DEIS indicates that the City Department of Environmental Protection ("DEP") required, by letter dated August 22, 2007, that the Applicant conduct Phase II testing, including, in connection with impacts related to the proposed support beam on the Esplanade. (DEIS at 11-5). Rather than conducting the requisite testing prior to the completion of the DEIS, so that the results and any necessary mitigation measures could be subject to public review, the Applicant states that "[b]etween the DEIS and FEIS, [the Applicant] will use best and good faith efforts to seek and obtain all necessary approvals . . . to perform the Phase II testing on . . . the East River Esplanade and within the sidewalk on the west side of the FDR Drive." (Id.) The Applicant then essentially concedes that it plans on deferring the resolution of the hazardous waste issue until after the close of the instant SEQRA process, stating:

> If the results of the Phase II testing reveal the presence of contamination, HSS will identify measures necessary to avoid any potential for significant adverse impacts with respect to hazardous materials and public health. If contaminated soil is found, the appropriate measures would be determined.

(Id.) This approach is "improper because it shields the remediation plan from public scrutiny" and otherwise evinces a "fail[ure] to take the requisite hard look at an area of environmental

---

14 See also In re AC I Shore Road, LLC v. Inc. Village of Great Neck, 43 A.D.3d 439, 422, 841 N.Y.S.2d 344, 347 (2d Dept. 2007), leave to appeal denied, (March 13, 2008) (holding that agency failed to take the requisite "hard look" where the "DGEIS and SEQRA findings statement simply concluded that the petitioner's property will be remediated in accordance with applicable residential standards and requirements, without examining whether the area can be remediated to residential standards"); Silvercup Studios Inc. v. Power Auth. of the State of New York, 285 A.D.2d 598, 729 N.Y.S.2d 47, 49 (2d Dept. 2001) (vacating negative declaration that "was issued before much of the documentation concerning [critical] areas of environmental concern was submitted to" the reviewing agency)

concern." Penfield Panorama, 688 N.Y.S.2d at 854.

H. Construction Impacts/Open Space

As set forth below, the Edgewater questions whether the Applicant can close the Esplanade to construct the Project without State Legislative approval. In any event, the DEIS fails to seriously consider the adverse impacts of this alienation.

Notwithstanding the fact that Project construction would block north-south passage along the Esplanade for an indeterminate amount of time, the DEIS states that Project construction "would not disrupt the Esplanade's or any other of the neighborhood's open space in terms of access or viability." (DEIS at 20-4.) Yet,"[p]ortions of the Esplanade will be temporarily closed during construction." (Id.) In particular, the Esplanade would be effectively severed. (See id. ("During installation of the columns and while the footings are being dug, the Esplanade will be closed between approximately E. 70th Street to just past the midblock point between E. 71st Street and E. 72nd Street.").)

The Applicant misleadingly states that it "will make every effort to limit the closure [of the Esplanade] to four to six months and would remain open on weekends when possible." (DEIS at 20-4.) In the first instance, the DEIS fails to offer any serious mitigation measures for the undisputed closure of such open space (Compare CEQR Technical Manual at 3S-7 (discussing potential mitigation measures "[i]f construction staging would require the use of open space or a loss of access to an open space").)

The DEIS's failure to consider mitigation measures for this purportedly "limited" alienation is exacerbated by the Applicant's deferral of consideration of how this closure would be mitigated if, as is likely, it actually exceeds six months. The DEIS states the obvious in conceding that if "the Esplanade remains closed longer than six months, there would be the potential for significant adverse impacts to the open space." (DEIS at 20-4.) The Applicant, however, improperly defers consideration of mitigation measures for this impact, stating, instead that such "measures will be explored in consultation with the Department of Parks and Recreation between the Draft and Final EIS." (Id.) SEQRA, once again, does not allow an Applicant to "shield [requisite mitigation measures] from public scrutiny" or otherwise frustrate a Lead Agency obligation to take a "hard look at an area of environmental concern." Penfield Panorama, 688 N.Y.S.2d at 854.

Moreover, the DEIS completely fails to account for the impacts to open space of other construction phases. The DEIS, for example, states that, for "a maximum of 6 months," platform construction would take place using "a barge in the East River containing a crane that would lift materials from the barge, over the esplanade, to the construction site." (DEIS at 20-2.) To put it mildly, during this period, it is reasonably foreseeable that use of the Esplanade would be disrupted while a crane carries "materials" over it. Nor does the DEIS consider how subsequent construction phases involving "the use of cranes [and] derricks" might impact use of

public open spaces. (See id.)

THE PROJECT CALLS FOR IMPROPER "SPOT ZONING"

The Applicant's request to amend the Zoning Code solely to enable it to exacerbate its inadequate loading berth condition is paradigmatic illicit spot zoning. "'[S]pot zoning' is the very antithesis of planned zoning." Rodgers v. Tarrytown, 302 N.Y. 115, 96 N.E.2d 731, 734 (1951) (citations omitted). It is "the process of singling out a small parcel of land for a use classification totally different from that of the surrounding area, for the benefit of the owner of such property and to the detriment of other owners." Id.; see also West Branch Conservation Ass'n v. Town of Ramapo, 284 A.D.2d 401, 726 N.Y.S.2d 137 (2d Dep't 2001).

The ultimate test on whether a proposal constitutes impermissible spot zoning, "is 'whether the change is other than part of a well-considered and comprehensive plan calculated to serve the general welfare of the community.'" Yellow Lantern Kampground v. Cortlandville, 279 A.D.2d 6, 716 N.Y.S.2d 786, 789 (3d Dep't 2000); see also West Branch Conservation Ass'n, 726 N.Y.S.2d 137 (rezoning vacated where it was inconsistent with duly adopted Comprehensive Plan). Basic zoning principles mandate "'that there be comprehensiveness of planning, rather than special interest, irrational ad hocery.'" Taylor v. Inc. Vill. of Head of the Harbor, 104 A.D.2d 642, 480 N.Y.S.2d 21, 23 (2d Dep't 1984), quoting Town of Bedford v. Vill. of Mt. Kisco, 33 N.Y.2d 178, 351 N.Y.S.2d 129, 136 (1973).

The Applicant's proposed zoning amendment seeks to reduce the safeguards currently in place, which are intended to assure that its proposal is a "good site plan." Section 74-682(c) now requires the Applicant to comply with all applicable loading berth requirements. Even though the Applicant maintains that no loading berths are required for the Project, it is requesting to satisfy any requirements under Section 25-72 by sharing loading berths with the connected buildings. The Applicant does not propose adding berths to the connected buildings. As set forth herein, the existing berths do not adequately serve the Applicant's existing facilities. (See Alex Aff., ¶¶14-40.) Allowing the subject zoning amendment would enable the Applicant to exacerbate the present inadequate loading berth condition, to the detriment of the surrounding community.

Nor does the Applicant identify any other property that could potentially take advantage of the proposed amendment.

This proposal represents the paradigmatic "spot" zoning change that would "benefit of the owner . . . to the detriment of other owners." See Rodgers, 96 N.E.2d at 734. It is not part of any "well-considered and comprehensive plan calculated to serve the general welfare of the community.'" See Yellow Lantern Kampground, 716 N.Y.S.2d at 789. The proposed amendment flatly contradicts the City's established goals of preventing development of the subject property over the FDR if it would "substantially interfere" with traffic and open spaces in

the area. (See 1993 Amendment, ¶ 13.) This blatant carve-out for the Project is the sort of customized zoning that well planned zoning is intended to prevent, and must be rejected.

CONSTRUCTION ON THE ESPLANADE CONSTITUTES PARKLAND ALIENATION

According to the DEIS, installation of the support columns for the new River Building platform would result in a closure of the FDR Esplanade for *at least* four to six months, and likely longer. (DEIS at 5-5). During this time a "dead end" will be created in the path, preventing the use of the Esplanade from 70th Street just past the midblock point of 72nd Street. (Id.). If, in fact, this disruption to the public's use of the Esplanade occurs, then New York sets forth specific requirements of the Applicant before final approval for the Project may be obtained, including State legislative authorization to alienate the public space, and the identification of substitute parkland.

New York courts have "time and again reaffirmed the principle that parkland is impressed with a public trust, requiring legislative approval before it can be alienated or used for an extended period of time for non-park purposes." Friends of Van Cortland Park v. City of New York, 95 N.Y.2d 623, 727 N.Y.S.2d 2, 5 (2001). Alienation occurs where there is a "substantial intrusion on parkland," which includes closures due to construction. Id. at 1054; c.f., Monroe County Conserv. Council, Inc. v. Adams, 566 F.2d 419, 424 (2d Cir. 1977), cert. denied 435 U.S. 1006, 98 S. Ct. 1876 (1978) (holding under Section 4(f) of the Department of Transportation Act that proposed highway constituted a constructive use of park where it would subject the park to the "unpleasantness which accompanies the heavy flow of surface traffic," and would restrict access to park from adjoining residential area).

The duration of any intrusion need not be prolonged in order to be deemed "substantial" by a court. The First Department recently affirmed that alienation can occur where parkland is used for non-park purposes "regardless of the duration." Gowanus Industrial Park, Inc. v. City of New York, 15 A.D.3d 311, 312, 790 N.Y.S.2d 443, 442-43 (1st Dep't 2005) (holding City did not have authority to remove a "paper street" from adjoining parkland without legislative approval); see also Chatham Green, Inc. v. Bloomberg, 1 Misc. 3d 434, 765 N.Y.S.2d 446 (Sup. Ct. NY Co. 2003)(holding New York City Police Department's use of James Madison Plaza for twenty three months as a temporary parking area was a "substantial intrusion").[15]

---

[15] Even if the Esplanade has not been expressly dedicated parkland, its creation, subsequent use and treatment by the City indicates that it has been impressed with a public trust. Land does not need to be formally dedicated as parkland in order to be impressed with a "public trust" by implication. "[A]n implied dedication may exist when a municipality's acts and declarations manifest a present, fixed, and unequivocal intent to dedicate." Riverview Partners, LP v. City of Peekskill, 273 A.D.2d 455, 710 N.Y.S.2d 601 (2d Dep't 2000). Where land is used for recreational purposes, such as here, courts will find an implied dedication. In Kenny v. Board of Trustees of the Incorporated Village of Garden City, 289 A.D.2d 534, 735 N.Y.S.2d 606 (2d Dep't 2001), for example, the Village acquired a 48.6 acre parcel

Many residents use the Esplanade for exercise and recreational walks on a daily basis. (See Alex Aff., ¶¶ 41-42.) The Air Rights Agreement set forth the City's mandate to require the Hospital to construct "an elevated pedestrian walkway along the western bank of the East River between 63rd and 72nd Street," which would be accessed by two ramps that would "provide[] public access." Such clear evidence of a public trust must not be ignored by the Applicant. Indeed, NYS Parks advises, "it is crucial that a municipality explore other alternatives prior to selling, conveying, leasing, or using parkland for anything other than recreation." (Handbook on the Alienation and Conversion of Municipal Parkland, at 19 (revised April 1, 2005).)

These alternatives should include seeking substitute lands, as well as identifying other locations, to accommodate the Project. (Id. at Appendix 2 – Checklist for Municipalities Considering Parkland Alienation, at 38). The Applicant must undertake such an investigation, before the Commission can accept the DEIS's construction impact analysis as sufficient.

THE MISSING ANALYSIS AND INFORMATION MUST BE SUBJECT TO FURTHER PUBLIC REVIEW

Respectfully, the public is owed some assurance that when and if the Applicant provides more complete and accurate information, including, reasonable development alternatives, the public will have an opportunity to comment upon this new information. Where, as here, significant new information is required subsequent to the filing of a DEIS, a supplemental environmental impact statement ("SEIS") may be required:

> The law recognizes that in situations in which significantly new information has been discovered subsequent to the filing of a draft EIS, which new information is relevant to the environmental impact of the proposed action, a supplemental EIS containing this information should be circulated to the relevant agencies so as to insure that the decision making authorities are well informed.

Horn v. Int'l Bus. Machines Corp., 110 A.D.2d 87, 493 N.Y.S.2d 184, 192 (2d Dept. 1985), appeal denied, 67 N.Y.2d 602, 499 N.Y.S.2d 1027 (1986); see also Environmental Impact Review in New York § 3.09[4], at 3-160 ("If the lead agency learns of important new issues about significant adverse environmental effects regarding the proposed action in the course of receiving public comments [on a DEIS], the lead agency must require the preparation of a

---

solely for recreational purposes. Despite the fact that such land was never officially dedicated as a park, its use as a recreational space was enough to instill a public trust upon it. See also New York State Office of Parks, Recreation and Historic Preservation ("NYS Parks") Handbook on the Alienation and Conversion of Municipal Parkland, at Page 9 (revised April 1, 2005) (advising that dedication can occur "when the common and accepted use of the land is as a park.") Indeed, NYS Parks includes "bike paths" as a recreational facility likely to be subject to the principles of alienation. Id.

supplemental EIS in order to solicit additional public comments on the new issues.") .

Information of critical interest to the public, including reasonable design alternatives, should not appear for the first time in a Final Environmental Impact Statement:

> [C]ourts have cautioned that the omission of required information from a draft EIS cannot be cured by simply including the required data in the final EIS since the abbreviated comment period for the final EIS "is not a substitute for the extended period and comprehensive procedures for public and agency scrutiny of and comment on the draft EIS."

Horn, 493 N.Y.S.2d at 192, quoting Webster Assoc. v. Town of Webster, 59 N.Y.2d 220, 228, 464 N.Y.S.2d 431 (1983).

CONCLUSION

The Edgewater, and area residents in general, trust that their comments will assist the Commission in its consideration of the Project. As Manhattan Borough President Scott Stringer stated, the Applicant should "work with affected neighbors, community stakeholders, and Community Board 8 to consider design and programmatic changes that minimize project impacts." Accordingly, the Edgewater sincerely hopes that the Applicant will accept the Commission's invitation at the July 2nd Hearing, re-examine its planning assumptions, and redesign its expansion plans.

Please do not hesitate to contact us should the Commission have any questions or comments, or would like the Edgewater to expand on any of the areas discussed in its submission.

Respectfully,

Michael D. Zarin

Of Counsel
Daniel M. Richmond
David J. Cooper
Kebra A. Rhedrick

MDZ/mth
Encs.

cc: Robert Dobruskin, Director

Environmental Assessment and Review Division
New York City Planning Commission
Hon. Carolyn Maloney
United States Congress
Hon. Liz Krueger
New York State Senator
Hon. Micah Kellner
New York State Assembly Member
Hon. Scott M. Stringer
Manhattan Borough President
Hon. Jessica Lappin
New York City Council Member
Mr. Dennis Alex

HUTTON
COMMENTS

Hutton Associates Inc.

One Union Square West
Suite 901
New York NY 10003

(212) 206-0460 Tel
(212) 206-0463 Fax
chutton@huttonassociates.com

July 14, 2008

Amanda M. Burden, Chair
New York City Planning Commission
22 Reade Street
New York, NY 10007-1216

Re: Hospital for Special Surgery- FDR Drive Expansion
East 71st Street, New York, New York

Dear Chairperson Burden and the Honorable Members of the City Planning Commission:

Hutton Associates Inc. has been retained by the residents of the Edgewater Building, located at 530 East 72nd Street (herein the "Edgewater"), to evaluate the proposed FDR Drive Expansion project (the "Project") submitted by the Hospital for Special Surgery ("Applicant").

I am the principal of Hutton Associates, Inc., a New York City based planning and urban design firm. As a Fellow of the American Institute of Certified Planners (the professional institute of the American Planning Association), and an Associate of the American Institute of Architects, I have 38 years of planning and urban design experience. During this time, I have worked on hundreds of planning and urban design projects both for private clients, as well as government bodies. My work includes consulting on major expansion projects such as planning for what is now the Brooklyn Bridge Park, in which a major initial issue was the maintenance of views from the Brooklyn Heights Promenade, a major public space threatened by inappropriate development on the piers below. I base my comments upon such experience.

Hutton Associates has reviewed the impact analyses in the Draft Environmental Impact Study ("DEIS"), as well as the most recent set of surveys, zoning calculations and site plans that the Applicant has provided to the Commission. In conjunction with the Environmental Simulation Center, we have

used the Applicant's proposed designs to prepare illustrations of the Project from several vantage points in the area. An overview of Environmental Simulation Center's services is attached hereto as Exhibit 1 for the Commissions' reference.

These simulations were compared to the relevant requirements for waterfront and residential development set forth in the New York City Zoning Code, as well as the design criteria contained in the various agreements between the City and the Applicants for use of the site. Based on our comparative zoning analysis, we conclude that there are numerous impacts unidentified or insufficiently studied in the DEIS, and specific locations in the neighborhood - both public and private - that will be adversely impacted. The Project design as proposed does not reflect "good" site planning. As such, we urge the Commission to require the Applicant to conduct a comprehensive analysis of available alternative designs and other mitigation measures available to reduce these impacts.

A. Planning Standards

Our analysis began with identifying the specific design criteria applicable to the Project site.

Under New York City Zoning, a specific threshold showing that the design "in relation to the existing buildings on site and in the area, the location and distribution of new bulk result in a good site plan," is required. NYC Zoning Code § 74-682. This language is significant here. The question of whether the Project design constitutes a "good site plan" focuses both upon its impact upon abutting buildings, as well as the general distribution of bulk in the surrounding neighborhood.

Whether the Project follows "good" site planning principles is also dependent upon the City's development goals for the area. As a Residence District, it is important to note that City Zoning seeks to protect the area against congestion by regulating, amongst other items, "the bulk of buildings in relation to the land around them." NYC Zoning Code § 21-00. A key factor in such effort is to open up areas to "light and air." Id. In addition, as a waterfront area, the City seeks to "create a desirable relationship" between development and the waterfront's open spaces and upland communities. Id. at § 61-00. This also includes the desire to "preserve historic resources along the City's waterfront." Id.

Finally, our analysis incorporated the site-specific criteria contained in Agreements entered into between the Applicant and the City for use of space over the FDR Drive. According to the 1993 Amendment to the Agreement between the City of New York and the Applicant ("1993 Amendment"), the Project design must not "substantially" interfere with enjoyment of the FDR Drive Esplanade or "substantially" restrict air and light to the Esplanade. See 1993 Amendment ¶ 13. Nor may the Project substantially detract from the "visual quality of the waterfront." Id.

B. Impacts Identified

Using the above criteria, there are several key impact areas that we have identified, which the Applicant has failed to sufficiently address in the DEIS. As detailed below, these impacts, both individually and on a cumulative basis, demonstrate that the Project as proposed is not a "good site plan."

1. Significant Diminishment of Light and Air

"Light and air" refers not only to direct sunlight, but also to the amount of sky available for ambient light. 'Light and air' has been a basis for the NYC Zoning Code from its beginning, resulting in requirements such as building setbacks and massing restrictions. Buildings such as the instant proposal, which dramatically reduce the amount of sky, create a canyon effect, especially when wedged between the sun and the observer. In such cases, significant impacts will occur due to the loss of ambient light.

The simulations annexed hereto illustrate that the bulk of the Project will serve to isolate several surrounding areas in the immediate vicinity by cutting off a substantial amount of light and air currently available. The proposed massing of the Project creates the canyon effect that the Zoning Code and the 1993 seek to prohibit.

Exhibit 2 demonstrates the openness of the Esplanade without the Project's proposed new East River building. Exhibit 3, the 'after' montage, shows the imposition on the Esplanade space of the Project's building mass and its structural columns imposing itself on the light and air, as well as causing afternoon shadows of varying length from March to September (as pointed out in the DEIS). The result is a significant diminishment in the public's ability to use and enjoy the Esplanade.

The impact will be exponentially more significant upon the Edgewater, which clearly is an "existing building . . . in the area," within the meaning of Zoning Code Section 74-682. Exhibits 4 and 5 illustrate a situation that probably no other private building in the City will ever encounter. The Applicant proposes to locate the Project's building mass built out more than 100'-0 over the adjacent public right of way and only inches from the Edgewater. These photos, taken from a fifth floor apartment, show a skyline cut in half. This cannot be deemed to create a "desirable relationship" between the Project and its neighbors.

2. Substantial Loss to Visual Quality of Waterfront

The 72nd Street Overlook Park, is another public open space that will be significantly affected by the proposed Project. This Park currently provides panoramic views of the waterfront as demonstrated by Exhibit 6. The park is an important sunny outlook, especially for those who have no view of the water from their apartments or hospital rooms to sit, relax, and take in the full sweep of the waterfront from Roosevelt Island to the landmarked 59th Street Bridge. This is exactly the type of resource the Zoning Code, the City's Local Waterfront Revitalization Program (LWRP), and 1993 Amendment seek to protect.

Exhibits 6 and 7 illustrate how the existing southerly views will be replaced by a hulking mass. The Exhibit, which imposes the proposed new River Building on a duplicate photo from the DEIS, shows the impact on the view from the edge of the Overlook. From this vantage point it is clear that the entire southern view of the waterfront will be cut off. A fifty percent reduction in a panoramic view is certainly a "substantial" reduction in the visual quality of the waterfront.

3. Loss of Historic Resources

Exhibits 6 and 7 also illustrate that the existing view of the 59th Street Bridge from the 72nd Street Overlook Park will be completely eliminated. According to the New York City Department of Transportation, this Bridge is "one of the greatest cantilever bridges in the history of American Bridge design." See NYCDOT Bridges Information, available at http://www.nyc.gov/html/dot/html/bridges/bridges.shtml. The Queensboro Bridge is also listed on the National Registry of Historic Places.

4. Neighborhood Character

The simulations demonstrate that the Project will adversely affect a number of defining features of the neighborhood. The lack of sensitivity to neighborhood context, the destruction of the existing panoramic views of waterfront, and the curtailing of the enjoyment of historic features would result in a visual and urban design that is incompatible with the community surrounding the Project. The cumulative affect of each of the above impacts will combine to dramatically alter the use and enjoyment of the area's public spaces.

C. Conclusion

The Applicant's design simply does not reflect sound planning principles. It is inconsistent with the discretionary criteria with which the Commission is charged to use in evaluating the Project for approval, and will serve to create anything but harmony between the Hospital and its surrounding open spaces and residential buildings. We urge that the Commission find that the Project as proposed does not meet the "good site plan" standard.

There are clearly better alternatives available to the Applicant. Several different configurations might mitigate the Project's many design flaws. Horizontal and vertical setbacks, for example, could open views of sun, sky, waterfront, and the historic Queensboro Bridge. In addition, increased height or shifts in bulk could make up for these setbacks, either at the proposed building or on related adjacent sites.

It is presumptuous for us to suggest a specific redesign for this inappropriate and hulking proposal. This should have been undertaken by the Applicant's team from the beginning. A discussion of alternative designs and mitigation measures is the underpinning of a comprehensive DEIS. Not only are such critical discussions absent from the Applicant's DEIS, but the document fails to even identify the underlying impacts that make such considerations necessary.

Sincerely,
Hutton Associates. Inc.,

Ernest W. Hutton Jr. FAICP Assoc AIA
President

encl.

Exh. 1

ENVIRONMENTAL

SIMULATION

CENTER, LTD.

261 WEST 35TH STREET
SUITE 1408
NEW YORK, NY 10001

T 212.279.1851
F 212.279.5350
www.simcenter.org

MICHAEL KWARTLER, FAIA
President

GEORGE JANES, AICP
Executive Director

Simulating the Future

The Environmental Simulation Center (ESC) was established at the New School for Social Research in 1991. Since 1997, the ESC has been an independent not-for-profit organization practicing planning and urban design. The mission of the ESC is to improve the livability of communities through the application of information technology to the community planning, design and development process, thereby extending the capabilities of decision-makers and citizens.



The ESC's approach recognizes that our cities and towns are complex, constantly changing environments, which have resulted in planning and design techniques that are more reactive than proactive. We believe that new technologies are allowing planners and decision-makers to perform their jobs in ways that were never before possible. A planning office that embraces these technologies can both track and account for change as it occurs. This allows for radically up-to-date decision-making and for plans, guidelines, and policies that adapt and evolve like the places they are designed to manage. The ESC has pioneered the practice of planning in an information-rich, interactive computing environment, and assists clients who are transitioning to a technology-rich planning environment.

We use these techniques not only to illustrate designs, but to communicate and evaluate a design as it evolves. By integrating words, numbers and images in one simulation environment, the design, scope and physical impact of proposed projects can be assessed in real-time. In a technologically-mediated workshop setting, the ESC works with clients to interactively plan and design alternatives, formulate and test strategies and develop implementation techniques. This unique design approach enables open and informed decision-making and is instrumental in helping communities reach consensus.

At the ESC, solutions to complex planning and design issues are application-driven rather than technologically-driven. Solutions are tailored to the uniqueness of the place, circumstances, and client needs. We believe that technology serves as a means to an end – not an end in itself – and that the technological advances that the ESC has made are relevant only because they were developed in the context of real-world planning and design projects and responded to the greater needs of planning and design in the 21st century.

(2)

Existing view looking south from East River Esplanade

July 01, 2008

ENVIRONMENTAL
SIMULATION CENTER

3

Computer simulated view looking South from East River Esplanade

July 01, 2008

ENVIRONMENTAL
SIMULATION CENTER

4

Existing view looking southeast from balcony of Edgewater Apartments

July 01, 2008

ENVIRONMENTAL SIMULATION CENTER

5

Computer simulated view looking southeast from balcony of Edgewater Apartments



July 01, 2008

ENVIRONMENTAL SIMULATION CENTER

Existing view looking south from 72nd Street Plaza (59th Street bridge in background)



July 01, 2008

ENVIRONMENTAL SIMULATION CENTER

7

Computer simulated view looking south from 72nd Street Plaza



July 01, 2008

ENVIRONMENTAL
SIMULATION CENTER

Canning Comments

Adler Consulting, Transportation Planning & Traffic Engineering, PLLC
235 Main Street
White Plains, NY 10601-2401
Tel # (914) 997-8510
Fax # (914) 997-7140

July 14, 2008

Amanda M. Burden, Chair
New York City Planning Commission
22 Reade Street
New York, NY 10007-1216

Re: Hospital for Special Surgery- FDR Drive Expansion
East 71sts Street, New York, New York

Dear Chairperson Burden and the Honorable Members of the City Planning Commission:

Adler Consulting has reviewed the transportation section of the Draft Environmental Impact Statement (DEIS) for the above-referenced proposal to expand the Hospital for Special Surgery at East 71st Street in Manhattan. Such expansion includes a proposal to construct a new building over the FDR Drive immediately north of East 71st Street (Project). Based on our review of the DEIS, we conclude that both the DEIS itself, as well as the project's overall design, contain serious flaws from a traffic flow and safety standpoint.

Just as the structural integrity of a building is dependent upon the quality of the foundation upon which it is built, so too are the conclusions of an environmental study. In the instant case, there are substantial inaccuracies in the DEIS's underlying assumptions relating to existing traffic conditions, which undermine its conclusion that there would be no significant adverse traffic impacts from the Project. More important, the Project as proposed creates several adverse conditions which will result in irreparable harm to the well being and safety of the general public.

It is our conclusion that such deficiencies require the Project to be either significantly revised or denied.

A. QUALIFICATIONS

Adler Consulting, a private consulting firm, specializes solely in the fields of traffic engineering and transportation planning. The firm provides these services to a range of clients in both the public and private sectors. Mr. Bernard Adler, P.E., the president of the firm,

has over 40 years of traffic engineering experience, is the former Commissioner of Traffic for the City of White Plains and is a Fellow of the Institute of Transportation Engineers.

John Canning, P.T.O.E., a senior associate with the firm, has over 20 years of traffic engineering experience. During this time, Mr. Canning developed traffic management programs, prepared interchange reconfiguration studies, and conducted environmental assessments and traffic impact studies for numerous, municipal and private clients. His work experience includes designing several transportation master plans for health care facilities in connection with proposed expansion projects.

B. INADEQUACY OF THE DEIS

A review of the information presented in the DEIS indicates that the most basic assumptions, which form the foundation of the transportation section of the DEIS, appear to be inaccurate. Sound engineering principles state that if there are fundamental errors in the first step of the evaluation process, they will be perpetuated through all subsequent steps, rendering the final conclusions invalid. In traffic assessments, if the baseline condition analysis is flawed, then future projections of impacts will be inaccurate. New York City stresses this principle in the City Environmental Quality Review Technical Manual ("CEQR Manual"). It establishes that existing conditions be "defined precisely" as these projections "will serve as the baseline for future condition analyses." CEQR Manual, Chapter 3O – Traffic and Parking, Page 3O-5.

Based upon visual reconnaissance during several staff site visits, as well as reviewing accounts from residents who experience area traffic conditions on a daily basis, the "baseline" analysis of existing traffic and safety conditions in the DEIS cannot be considered accurate. In addition, the DEIS's projected trip generation and estimated future traffic levels do not take into account certain basic facts. As a result, we urge the Planning Commission to discount the validity of the conclusions of the transportation section of the DEIS.

1. Existing Traffic Operating Conditions

In Section 16.2.6 entitled "Existing Condition Analysis Results," the DEIS states at page 16-18 that the intersection of East 71st Street with the FDR Drive Service Road "currently operates at LOS A in the AM, midday and PM hours, indicating effective intersection operation." The evidence we collected shows LOS conditions at dramatically lower levels.

According to the Highway Capacity Manual 2000 Intersection Level of Service Criteria listed in the CEQR Manual Traffic and Parking Appendix 2, in order for an unsignalized intersection (such as East 71st Street and the FDR Service Road) to operate at a LOS "A", there must be an average control delay of ten seconds or less. See CEQR Manual, Traffic and Parking Appendix 2. In contrast, where there are average control delays of thirty five to fifty seconds, the unsignalized intersection will operate at a LOS "E." Similarly, delays lasting longer than fifty seconds rise to a LOS "F." Id.

The photographs attached hereto as Exhibits 1 and 2 indicate that vehicles at this intersection experience well over ten second delays. The Exhibits illustrate an intersection that appears to be operating at LOS "E" and "F" conditions, respectively – i.e., it suffers from heavy, unacceptable delays. If the DEIS analysis concludes the operating conditions are as good as they can possibly be rated (i.e., at LOS A), while in reality they are as bad as they can possibly be rated (i.e., at LOS F), then there is something fundamentally wrong with the analyses.

We find a similar situation with the DEIS's analysis of traffic conditions on York Avenue between East 71st and East 73rd Streets. The DEIS indicates that it takes slightly less than one minute to travel southbound on York Avenue through the intersections of East 73rd Street, East 72nd Street and East 71st Street during the peak hours, and slightly more than one minute in the northbound direction. This is directly contradicted by the testimony in the record. At the Commission's public hearing conducted on July 2, 2008 a substantial number of local residents testified that it takes up to ten (10) minutes to make the journey at peak times. Furthermore, on June 10, 2008, the Community Board 8 Transportation Committee held a public hearing to discuss working with the community to alleviate existing severe traffic congestion, among other locations on York Avenue as well as on 71st Street, where the issue of the interference of deliveries and the inadequacy of loading bays was discussed.

2. Existing Safety Conditions

Extrapolating a project's impact on existing safety conditions requires establishing accurate existing conditions. This is the first, and most important, step in evaluating a project's safety impact. The DEIS's sparse treatment of existing traffic safety conditions does little to inspire confidence in the conclusion that mitigation measures are unnecessary.

In Section 17.2.5 - Vehicle and Pedestrian Safety - the DEIS states at page 17-22 that according to the NYC Department of Transportation not a single accident was reported at the intersection of East 71st Street with the FDR Service Road in a three year period. This strains the limits of credibility when one considers the number of accidents reported on nearby intersections. At the intersection of York Avenue with East 72nd Street, for example, 93 accidents were reported. Similarly, 70 accidents were reported at the intersection of York Avenue with East 71st Street, and 56 accidents were reported at the intersection of York Avenue with East 70th Street. Simple math and the law of averages dictate that at least a few accidents would have occurred at the intersection of East 71st Street with the FDR Service Road. This disparity suggests that the data for this intersection has been unreported or inadvertently omitted. Corroboration is required through updated field-testing and eyewitness reports.

3. Projected Trip Generation

The DEIS indicates in Table 16-3 of Section 16.4.2 - Project-Generated Traffic Volumes - that not a single employee will leave or arrive at the hospital expansion by car, taxi, subway or bus. This also strains the limits of credibility. The traffic impact of a project is

determined largely by the number of trips it would generate. If an applicant makes the assumption that a project's employees will not generate any trips during a certain period, then it is easy to see how one would conclude, albeit erroneously, that the project will not have any impact.

4. **Projected Changes in Future Conditions**

Just as a building constructed in an earthquake-prone zone should be built to withstand the inevitable "big one," so too should a DEIS account for anticipated changes in traffic operating conditions associated with projects other than the subject application. NYCDOT Commissioner Sadik-Kahn recently stated that it is not a matter of "if," but "when," congestion pricing south of 60th Street will arrive. For the residents in the vicinity of east 71st and East 73rd streets, this means a dramatic change in traffic patterns, which has not even been mentioned, let alone considered, in the DEIS. Motorists looking to avoid the $8 toll will specifically seek to get on and off the southbound FDR Drive at East 63rd Street. This will lead to considerable congestion at that exit, as well as a hunt for parking spaces in that neighborhood. The Mayor has indicated that he will push to institute on-street, resident-only parking in the effected neighborhoods. This and the increased congestion at 63rd Street will persuade motorists to try their luck at East 71st Street and East 73rd Street.

The Commission has already heard testimony from residents of the difficulty in getting onto the FDR Drive at 73rd Street because of traffic queuing to get off the FDR Drive at 71st Street (as shown graphically on Exhibits 1 and 2), and of congestion on York Avenue. It is not difficult to imagine how the increased traffic entering and exiting the FDR Drive at the 73rd and 71st Street exits, respectively, because of congestion pricing will cause even longer queues on 73rd Street. This traffic will spill back onto York Avenue, causing traffic on York Avenue to block the 71st Street intersection, resulting in gridlock. Commissioner Sadik-Kahn has indicated that congestion pricing is inevitable, yet how the 71st - 73rd Street neighborhood will cope with it or how the proposed expansion of the Hospital for Special Surgery will make it worse have never been considered in the DEIS.

In addition, Section 1.3 of the DEIS – Renovation and Expansion Plan – states that certain as-of-right construction is occurring that is separate and apart from the Project. According to the brief description in the DEIS, this construction included the expansion of several buildings, but their traffic and delivery activities were not included in the proposed Project. It is unclear from the subsequent discussion of trip generation how this work will affect traffic volumes.

C. IRREPARABLE HARM TO THE PUBLIC

Notwithstanding the obvious inadequacies of the DEIS, a review of the proposed design to expand the Hospital for Special Surgery also indicates that the Project would create numerous significant and unmitigated adverse impacts upon roadway conditions. Using the

relevant CEQR Manual "major technical areas" as a guide, it is clear that, as proposed, the Project design will decrease traffic flow and operating conditions, and would serve to increase the number of accidents in the vicinity of the FDR Drive and the FDR Drive Service Road at 71st and 73rd Streets. See CEQR Manual, Chapter 30, at 30-1.

1. Traffic Flow - Queue Spillback Onto the FDR Drive

The FDR Drive Service Road is intended to serve as a transition zone between the high-speed FDR Drive and the low-speed streets of Manhattan. On those occasions when queues on the service road spill back onto the FDR Drive itself, as shown on Exhibit 2, conditions exist where a vehicle traveling at 50 miles per hour could run into the back of a stopped or slow-moving vehicle. At best, this condition gives rise to congestion on the FDR Drive, which can also be seen in the background on Exhibit 2.

The DEIS indicates that the proposed action would add approximately 100 trips to the roadways surrounding the hospital during the peak hour, some of which would be added to the 71st Street exit, increasing queues on the service road. Remarkably, the DEIS projects that not a single vehicle will be added by the project to the 73rd street entrance to the FDR Drive.

The DEIS also indicates that the Project will add almost 90 pedestrian trips to East 71st Street between the FDR Service Road and York Avenue, but that none of them will use the Stop sign-controlled pedestrian crosswalk across East 71st Street, located just 120 feet from the service road. It is clear that the proposed action will increase pedestrian activity on this crosswalk, requiring vehicles to wait longer for pedestrians to cross and thereby increasing queues on the service road.

2. Goods Delivery

Quite apart from the fact that the dimensions of the Hospital's current loading docks on East 71st Street do not comply with Code requirements, an inspection of East 71st Street on any given day revels how invasive the delivery process is into the public environment, and how disruptive to traffic it is. The Hospital for Special Surgery receives deliveries on a street leading directly off of the FDR Drive. It currently contributes to congestion on the FDR Drive Service Road. Increasing deliveries without providing properly functioning loading docks will exacerbate this condition.

The Project's proposed loading areas are wholly inadequate to process the existing, let alone the future volume of deliveries without substantially interfering with vehicular traffic. As can be seen from Exhibit 3, when trucks use the loading bay closest to the service road, they completely block the sidewalk on the south side of the street and two of the three traffic lanes. Exhibit 4 further demonstrates that trucks using the next loading bay also block the sidewalk, as do trucks using the loading bay closest to York Avenue. Additionally, as can be seen from Exhibit 4, not one or two but four trucks sometimes stop on East 71st Street during the

height of the morning rush hour (8:00 a.m.) interfering with traffic flow. Exhibit 5 shows a similar scene viewed from the opposite direction.

Most importantly, perhaps, the DEIS indicates that the proposed action will add almost fifteen (15) deliveries per day to the Hospital. Yet the Hospital's loading facilities are inadequate and no new loading facilities are proposed. Increased traffic, pedestrian activity and deliveries on East 71st Street resulting from the proposed action will increase the number of instances when traffic on the service road will spill back onto the mainline of the FDR Drive as a result of the Project.

To the extent that the FDR Drive Service Road leading to 71st Street still retains any function as a Safety Transition between a high-speed roadway and a low-speed roadway system, the Project will completely eradicate it. The Hospital should be focusing on curing the current unsafe conditions it has created through its inadequate delivery procedures before it proposes to exacerbate this unsafe condition.

3. Vehicular Safety - Critical Decision Zone

In addition to exacerbating the existing unsafe conditions on the FDR Service Road at 71st Street through increased queue spillback, the Project will also exacerbate unsafe conditions at this intersection by significantly reducing visibility at a critical decision point for drivers using the 71st street FDR exit. As motorists approach East 71st Street on the FDR Drive Service Road, they must be prepared to stop if they encounter a queue spilling back from East 71st Street under the proposed new building. Much like turning a light off in a darkened room, it takes the human eye one or two seconds after the light has been turned off for the pupil to dilate and allow enough light to strike the retina to create an image.

As can be seen from the attached Exhibit 6 (which shows the current versus the proposed conditions), this critical decision point will be in deep shadow and motorists will have a very difficult time picking up such spillback as they pass from full sunlight into the relative darkness beneath the building. This condition is all the more concerning because of the poor alignment of the FDR Drive approaching the East 71st street exit. As can be seen from Exhibit 7, attached, because the highway veers left at the exit, someone unfamiliar with the roadway is liable to continue straight at the highway's operating speed onto the service road and into unperceivable congestion.

At the Hearing, it was suggested by one of the Commissioners that the Applicant might consider lighting to address this situation. If such an alternative were feasible, the Applicant must be required to study its implementation, as it is not a simple solution. Increasing ambient lighting to adequate levels in the underpass, for example, might require the use of extremely high intensity lights which could also result in temporary blindness if viewed directly. The fact remains, however, that because the Applicant pretends the Project will have no adverse traffic impacts, it fails to explore any potentially viable mitigation measures.

4. **Pedestrian Safety**

Although Figure 1-2 of the DEIS was practically illegible online, it appears that it proposes to support the new building over the FDR Drive on 2-foot thick columns. Quite apart from the fact that this would not appear to provide the lateral stability necessary to support the structure (the columns appear to be five feet long in the transverse direction), only 12 inches are available between the ramps descending from the pedestrian overpass of the FDR Drive to the Esplanade to accommodate the columns (see Exhibit 8). Thus, either the columns cannot be built or they will extend into the pedestrian walkway by 6 to 12 inches, depending on how they are situated. If the columns need to be thicker, which is the case with the existing building just to the south, the incursion into the pedestrian walkway will be greater. Given the minimal margin for error, the Applicant should have a structural engineer certify that the 2-foot columns will be adequate to provide the lateral stability necessary for the building.

On the opposite side of the FDR Drive, it appears that the column footings may reduce the sidewalk width from eight feet to four feet at the northwest corner of the intersection of East 71st Street with the FDR Drive Service Road. This would represent a reduction below the ADA-recommended minimum width for sidewalks of 5 feet.

D. CONCLUSIONS

Based on a review of the data available, it is our considered professional opinion that the building area will substantially impede vehicular use of the FDR Drive, as well as East 71st Street, and that the proposed columns will interfere with the pedestrian use of the ramps serving the FDR Drive Existing Walkway, both of which are contrary to the requirements of Article 13 of the Amended Agreement between the Hospital and the City of New York. We further conclude that the Project, as proposed, will do irreparable harm to the well being and safety of the general public using the FDR Drive in the vicinity of East 71st Street. For these reasons, the project should be either significantly revised or denied.

In addition, due to basic underlying errors, we find that certain of the conclusions of the transportation section of the DEIS are erroneous and should not be used in making any determinations relating to the subject Application.

Sincerely,
Adler Consulting,
Transportation Planning & Traffic Engineering, PLLC

John Canning, P.T.O.E.
Senior Associate

encl.

DEIS Page 16-18: FRD Service Road and East 71st Street – "This intersection currently operates at LOS A in the AM, midday and PM hours, indicating effective intersection operation since there is no traffic control device and volumes are well below the capacity of the intersection."



2

"Effective Intersection Operation" on the FDR Service Road

(Note Upstream Mainline congestion)

3

E. 71st Street – Deliver Vehicle Using Compactor Loading Bay



4

E. 71st Street – Four Vehicles Loading in Street and Two Blocking Sidewalk



5

E. 71st Street – Three Vehicles Loading in Street and One Blocking Sidewalk

The Proposed Building Presents a Significant Public Safety Issue

Motorists presently experience natural light conditions for the entire approach to the critical decision-making point at the E. 71st Street Exit from the FRD Drive Service Road.

Motorists will experience a dramatic change in light conditions during daylight hours as they approach to the critical decision-making point and their eyes will not have time to adjust.





7

7

Straight Shot from FDR Mainline onto the Service Road



8


Exhibit 8
Encroachment
on Pedestrian
Walkways
12”
2’+

Alex Aff

CITY OF NEW YORK CITY
PLANNING COMMISSION

----------x

In the Matter of the :

HOSPITAL FOR SPECIAL SURGERY : **AFFIDAVIT OF**
PROPOSED EXPANSION PLAN : **DENNIS ALEX**

:

----------x

STATE OF CONNECTICUT)
)ss:
COUNTY OF FAIRFIELD)

DENNIS ALEX, being duly sworn, hereby deposes and, under penalties of perjury, states, as follows:

1. My name is Dennis Alex. I reside at 530 East 72nd Street, New York, New York, which is immediately adjacent to the site contemplated for the Hospital for Special Surgery's proposed River Building.

2. I submit this Affidavit in opposition to the current application by the Hospital for Special Surgery (the "Applicant" or "Hospital") for, among other things, a special permit and an amendment to the Zoning Resolution (the "Application") to add approximately 137,869 square feet of floor area for hospital use, including in a new, twelve-story building over the FDR Drive between 71st and 72nd Streets ("River Building") and in additional floors added to the existing East Wing Building of the Hospital (collectively, the "Project").

3. I have reviewed the Draft Environmental Impact Statement for the Project.

4. The Project, as it is presently proposed, would adversely impact my health, safety and general welfare, as well as my use and enjoyment of area public spaces, the neighborhood, and my own residence.

5. The Hospital is located in a residential neighborhood where residents, as well as individuals from all over, enjoy recreating along the East River and enjoy the views of the unique panorama. Such visual and physical access is atypical in Manhattan and should be preserved.

6. The proposed River Building, however, would significantly impact the magnificent views of the East River that are unique to this neighborhood.

7. It would, for example, obstruct the view south from the park at the end of East 72nd Street, blocking views of the landmark Queensboro Bridge.

8. The Project would also exacerbate the problem of Hospital delivery trucks impeding the flow of traffic in the area.

9. The Project's extensive construction activities would also adversely impact me and other neighborhood residents.

10. The increased traffic from construction vehicles, medical waste trucks, explosive gas, catering and other delivery trucks will create pollution that will impact the quality of life in the surrounding neighborhood.

The New York City Planning Commission Should
Deny The Application As It Is Currently Presented

11. I have resided in the neighborhood for a little over a year. Over the past year I have witnessed, on a daily basis, severe traffic congestion on East 71st Street and gridlock on the entrance and exit ramps of FDR Drive due to the delivery trucks servicing the Hospital blocking the flow of traffic exiting the FDR Drive at 71st Street.

12. Periodically, beginning in May of 2008 through the date of this statement, I have documented the typical daily, traffic and pedestrian safety problems with photographs.

13. I was also able to verify the measurements of the Hospital's loading berths using a standard retractable tape measure.

14. The Hospital maintains that its facilities are serviced by four loading berths: the loading berth closest to the F.D.R. Drive on East 71st Street ("Berth 1"); the two loading berths west of Berth 1 on East 71st Street ("Berth 2" and "Berth 3"); and the loading berth located on East 70th Street ("Berth 4").

15. The reality, however, is that there is far less functional loading area at the Hospital than the Applicant represents. As a consequence, traffic conditions in the area are already problematic, to the detriment of the public health, safety, and welfare.

The Loading Docks on East 71st Street
Do Not Adequately Serve The Hospital Now

16. Initially, Berth 1's utility as a loading dock is suspect. It houses a large trash compacter affixed on top of a concrete slab that is approximately 40 inches high. (See Exhibits 1 and 2).

17. The concrete slab and compactor cover the area of the berth from the rear to within two feet of the sidewalk. This configuration makes it impossible for any trucks to park completely within the berth

18. I frequently see delivery trucks parked partially in Berth 1, with most of the truck extending over the sidewalk and into traffic lanes. (See Exhibits 3 and 4).

19. The other two purported loading berths on East 71st Street do not even provide sufficient space for one true loading dock.

20. Berths 2 and 3 share an entrance located immediately west of Berth 1.

21. While the berths share an entrance, the Hospital maintains that Berths 2 and 3 are individual berths because a painted yellow line extends down the center of the area. (See Exhibit 5).

22. I measured the width of the Berth 2 and 3 area to be approximately 19 feet yielding a width of 9 ½ feet for Berth 2 and Berth 3 respectively.

23. It appears that the width of Berth 2 and 3 is insufficient to allow two delivery trucks to use the berths at the same time.

24. Additionally, there is a knee wall and steel loading docks at the rear of the Berth 2 and 3 area, impeding parking. (See Exhibit 6).

25. The full area available for a truck to pull into Berths 2 and 3 is approximately 20 feet. Trucks cannot back completely into the bay. (See Exhibit 7).

26. Similar to the conditions of Berth 1, I frequently see delivery trucks parked partially in Berths 2 and 3, with most of the truck extending over the sidewalk and into traffic lanes.

Consequently, Loading Activities On East 71st Street Are Unsafe and Impede Traffic Flow

27. The Hospital's delivery trucks already create an unsafe environment for pedestrians, and block the flow of traffic on East 71st Street.

28. In addition to protruding from Berths 1, 2 and 3, trucks making deliveries to the Hospital park in the traffic lanes on both sides of East 71st Street. (See Exhibits 8, 9 and 10).

29. I have seen pedestrians having great difficulty crossing East 71st Street. Delivery trucks block the crosswalk, as well as pedestrians' view of traffic and drivers' view of the pedestrians. (See Exhibit 11).

30. The traffic and safety problems caused by delivery trucks parking on both sides of the street is worsened by the consistent practice of delivery people carrying deliveries across traffic lanes on East 71st Street. (See Exhibits 12, 13 and 14).

31. I have never seen deliveries being transported across East 71st Street in the Pedestrian Overpass.

32. The cars exiting FDR Drive cannot traverse 71st Street efficiently due to the delivery activities at the Hospital.

33. The congestion on East 71st Street prevents cars from exiting at the East 71st Street Exit of FDR Drive. There is regularly a line of cars waiting to exit FDR Drive extending from 71st street to, at least, 72nd Street. (See Exhibit 15).

34. The entrance to FDR Drive at East 73rd Street is also affected, as the entrance and the exit share the same lane.

The Loading Berth on East 70th Street Is Also Inadequate

35. The vertical clearance of Berth 4, which is on East 70th Street is only 8 feet.

36. I measured both the entrance, which is on East 70th Street, and the inside ceiling to be 8 feet high. (See Exhibit 16).

37. The entrance to Berth 4 is blocked by a steel pole, effectively preventing trucks from entering the berth.

38. Similar to the delivery practices I witnessed on East 71st Street for Berths 1, 2, and 3, I witness delivery people parking trucks outside of the bay and walking the deliveries into the berth.

39. This is dangerous, as there are no road markings, plantings, walls or screening to demark a safe delivery zone around the exterior of the Berth 4 entrance.

40. The Applicant should not be allowed to exacerbate the existing traffic problem it has created.

The Esplanade And The 72nd Street Overlook

41. The esplanade providing physical and visual access to the East River waterfront (the "Esplanade") is visible from my apartment windows. I also jog on the Esplanade an average of three times per week.

42. On a daily basis I observe what appears to be hundreds of people using the Esplanade for jogging, walking, pushing baby strollers, walking dogs, bicycling and just sitting on a bench, or the grass, reading or relaxing. (See Exhibits 17 and 18).

43. In the first instance, I understand that the Applicant proposes to shut down the Esplanade for an indeterminate period during construction.

44. Moreover, in its present form, the Project would loom over the Esplanade, detracting from its light and air, and covering it in shadows for much of the day.

45. I also frequently use the Park at the end of East 72nd Street, which overlooks the East River. (See Exhibit 19).

46. I am disturbed because the Project would substantially interfere with the viewsheds that I and other area residents enjoy from this Park.

The Belaire Hotel

47. It is unclear whether the Hospital actually has sufficient unused floor area to accomplish its expansion Project.

48. I understand that Section 74-682(b) of the Zoning Code establishes that the Project can "utilize [] only unused floor area from the portion of the adjoining zoning lot not within the demapped air space."

49. To the best of my knowledge, the Applicant has not provided any detail regarding its calculations of what "unused floor area" it may have.

50. It appears that the Applicant is improperly factoring in a nonconforming use into its calculations of the floor area it has available for the development of the Project.

51. The DEIS at Section 1.2 includes the Belaire Building as part of the Hospital's existing facility. However, it seems that the Belaire is a commercial use and not a community facility and, hence, should not have transferable development rights.

52. To the best of my knowledge and belief, The Belaire is a hotel available for public use as a transient hotel.

53. The Hotel Association of New York City, Inc.'s web site at http://www.hanyc.org/, lists hotels available in New York City.

54. The Belaire Building is listed as the "Belaire Guest Facility" on the Association's membership list.

55. The contact information for the Belaire is provided as follows: Belaire Guest Facility, 525 East 71st Street, Tel. (212) 606-1989, Electra Wiggerton, General Manager, wiggertone@hss.com.

56. Using the provided contact information, I called the Belaire on June 9, 2008 and sought to make a reservation for three days in July.

57. The front desk told me that rooms were available and that the rate for my stay would be $459.00 per night.

58. I was not asked if I was a patient or family member of a patient.

59. The DEIS illustrates that the Applicant is relying on the permitted use of the Belaire as a community facility to increase the floor area available for the development of the Project.

Conclusion

60. The Project presents significant adverse impacts that must be avoided or mitigated. Some of the information contained in the DEIS and Application appears to be incorrect.

61. For this reason, I respectfully request that the Commission deny the Application in its present form, and compel the Applicant to seriously study design and/or location alternatives if it wishes to pursue an expansion project.

Dennis Alex

Sworn to by me this
12th day of July, 2008

Notary Public

KENNETH REED
NOTARY PUBLIC
MY COMMISSION EXPIRES 11/30/2008

State of Connecticut
County of Fairfield

Affidavit of Dennis Alex
Exhibit Index

Exhibits 1 and 2 Picture of Berth 1. No truck can enter this bay as it is fully occupied by a concrete slab and garbage compactor.

Exhibit 3 Looking west at a truck backed fully into Berth 1 picking up medical waste while blocking traffic. The dumpster in the picture is a fixture at this location.

Exhibit 4 Looking east from in front of the Belaire Building at two trucks backed as far as they can into Bay 1 and Bay 2. Sidewalks and traffic lanes are blocked.

Exhibit 5 Looking south at Bay 2, which the Hospital claims is Berth 2 and 3. The compact 15 foot long Mazda MPV car is pulled all the way in the bay.

Exhibit 6 The knee wall and steel loading docks located twenty feet inside Bay 2. Trucks cannot pull all the way in.

Exhibit 7 Trucks are parked in their usual positions. Hospital loading berths are behind the truck carrying the flammable materials. Bay 2 is occupied by a single truck that is backed fully into the bay. No other trucks can enter Bay 2.

Exhibit 8 Trucks parked on both sides of East 71st Street waiting to get into the loading berth. Only one truck is in Bay 2. A truck is parked on the north side of the street making deliveries to the Belaire Building.

Exhibit 9 Looking west from the pedestrian ramp. Delivery trucks are parked on the north side of the street. The Hospital's fork lift is parked on the road. One truck is in Bay 2 blocking the sidewalk.

Exhibit 10 Poland Spring truck parked and unloading in front of the Caspary Building on the North side of East 71st Street.

Exhibit 11 Looking west on East 71st Street. Pepsi truck making deliveries is parked in a traffic lane. Two ladies are trying to cross the street in a crosswalk.

Exhibit 12 Pepsi truck parked in the middle of East 71st Street unloading in traffic. Deliverymen are delivering across the street to the Belaire Building.

Exhibit 13 The Pepsi truck delivery men entering the Belaire Building.

Exhibit 14 Delivery trucks unloading in East 71st Street. Two trucks waiting in traffic lanes. No room for an additional truck in the Berth 2 and 3. Heavy traffic back up on East 71st Street.

Exhibit 15 Photo taken from the pedestrian overpass looking north at the East 71st Street exit ramp.

Exhibit 16 East 70th Street. Loading Bay no 4 with 8 foot clearance and blocked entrance.

Exhibit 17 Esplanade, looking south from the foot of the East 71st Street pedestrian ramp.

Exhibit 18 Esplanade, looking north from just north of the East 71st Street pedestrian ramp.

Exhibit 19 Elderly patients and individuals enjoying the Park at the end of 72nd Street.


HOSPITAL FOR
SPECIAL
SURGERY
30yd
ALLIED WASTE SERVICES

1-A

2


718-497-4000
HOSPITAL FOR
SPECIAL
SURGERY
35 CU. YDS.

3


STERICYCLE

4

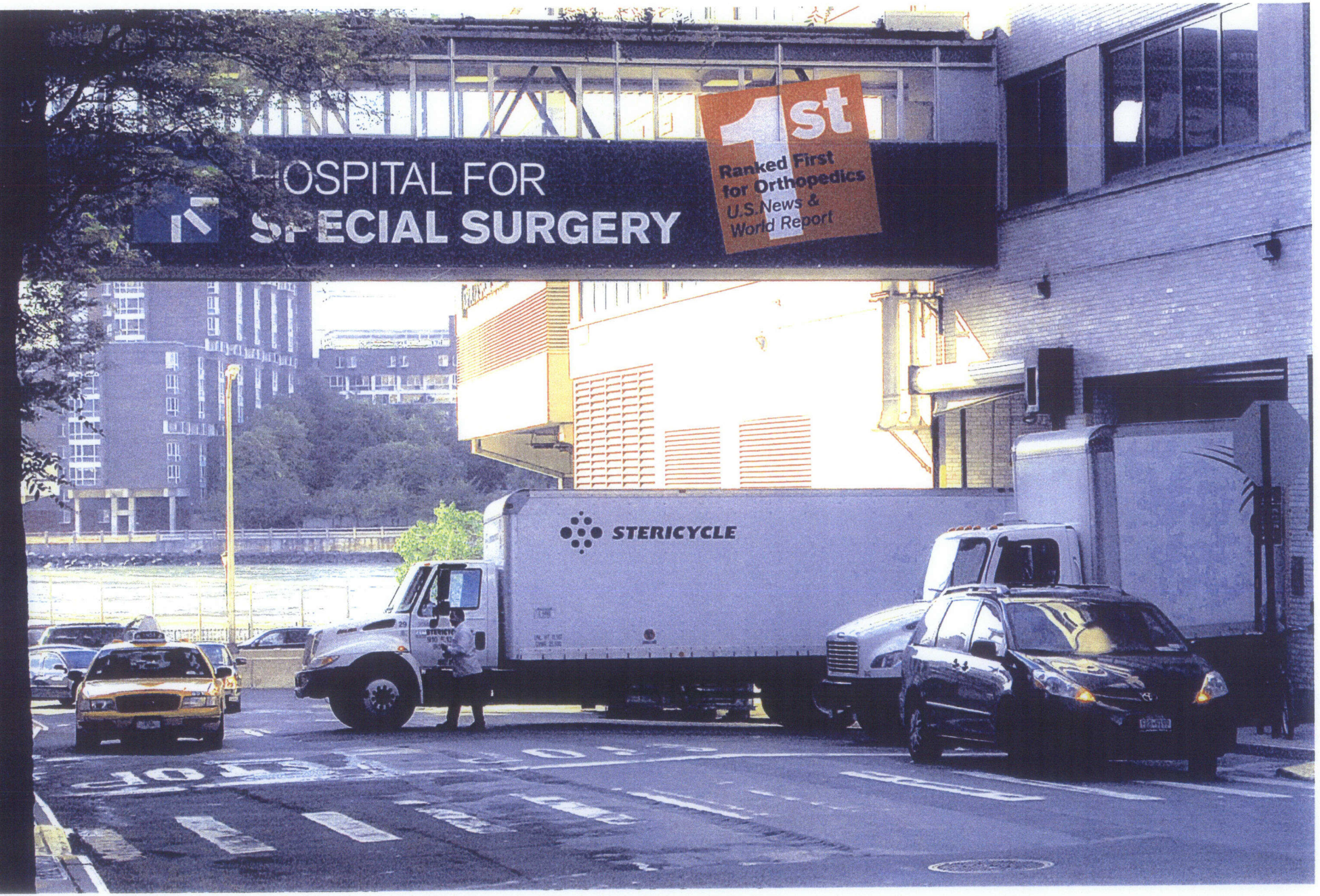
HOSPITAL FOR
SPECIAL SURGERY
1st
Ranked First
for Orthopedics
U.S.News &
World Report
STERICYCLE

H

5


35 CU. YDS.
NO PARKING TOW AWAY ZONE
DRIVERS
SHUT OFF ENGINES
VFK·23P



9

7


SPITAL FOR
PECIAL SURGERY
1st
Ranked First
for Orthopedics
U.S.News &
World Report
PEPSI
M286
PEPSI
A.J.T. Co.
Bloomfield, NJ


ted Electric Power
S • SERVICE • SOLUTIONS
pplies • UL508 Custom Panel Shop
• Motor & Pump Sales & Service
ervices • HVAC - Plumbing Products
-812-6800
tedelectricpower.com
UNITED ELECTRIC POWER
STOP
FedEx

8


HOSPITAL FOR
SPECIAL SURGERY
1st
Ranked First
for Orthopedics
U.S.News &
World Report
HOSPITAL
FOR
SPECIAL
SURGERY
59 HOOK RD.
BAYONNE, N.J.
USDOT 013811
GVW 32900


FOR
SPECIAL
SURGERY
THERMO KING
Frito-Lay
HOSPITAL F
SPECIAL S
THERMO KING

9


STOP
Hospital for Special Surgery
Driveway Exit Only
Driveway Entrance on 70th St
SPECIAL SURGERY
210727
U.S. FOODSERVICE
www.usfoodservice.com
1-800-SAFETRK
91468
T.W. SMITH

01

10

10


Poland Spring
01-03507
01-03507


SPECIAL
SURGERY
STOP
Hospital for
Special Surgery
Driveway
Exit Only
M286
Need Me?
For The Best Products For The Best Service For All Your Vending Needs
PEPSI
Call 1(888) 4-1-PEPSI (73774)
PEPSI
STOP

12


STOP
M286
Need Me?
PEPSI
PEPSI
Call 1(88
PSI (73774)


525
1st
for Orthopaedics
U.S.News &

Belaire

14

14

14


STOP
www.cardinal.com
DRY ICE CORP.
(718)392-9300

15

16

ה


DUKE

61

HOSPITAL FOR SPECIAL SURGERY

81

19

City of New York
Parks & Recreation

The Arsenal
Central Park
New York, New York 10021

Adrian Benepe
Commissioner

MEMORANDUM

To: Robert Dobruskin

From: Jennifer Kao

CC: Celeste Evans, Joshua Laird, Colleen Alderson

Date: June 26, 2008

Subject: Hospital for Special Surgery – Expansion Project

Parks has reviewed the Draft Environmental Impact Statement (DEIS) for the above-referenced project. Pages 1-17 and 5-6 of the DEIS state that in the event that the East River Esplanade is closed for longer than six months, mitigation measures would be explored in consultation with Parks between the Draft and Final EIS to develop suitable measures to offset the temporary closure of public open space—please note that we have not yet discussed mitigation measures to offset the closure of the esplanade beyond six months and request that this dialogue take place before the FEIS is published. Please find our more specific comments on the DEIS below.

1-16. Open Space
The text in the second paragraph should clarify that the proposed project is decreasing the nonresidential daytime passive open space ratio from 0.154 acres per 1,000 workers, which above City Planning's guideline of 0.15 acres per 1,000 workers, to 0.139 acres per 1,000 acres, which is below City Planning's guideline.

5-3-5-4, 5.3.1. Inventory of Open Space Resources
The second paragraph should specify that the public plazas are privately-owned publicly accessible plazas. The last paragraph should include information regarding the condition and use level of each of the open spaces described.

5-7, Table 5-2 Open Space Inventory
The Table should include information regarding the condition and use level of each of the open spaces listed. Please add basketball and handball courts to the list of features for John Jay Park.

5-7, 5.5.2. Quantitative Analysis – Indirect Impacts
The text should clarify that the proposed project is decreasing the nonresidential daytime passive open space ratio from 0.154 acres per 1,000 workers, which above City Planning's guideline of 0.15 acres per 1,000 workers, to 0.139 acres per 1,000 acres, which is below City Planning's guideline.

5-9, Table 5-4 Summary of Existing, With, and Without the Proposed Project

The title of this table should be changed to "Adequacy of Open Space Resources" or another title—the current one appears to be missing some text. Additionally, City Planning's guidelines for each of the open space ratios should be added to the table.

6-2-6-3, 6.3 The Future With the Proposed Project - 2010
The text for each of the analysis periods should describe the affected features as recommended in the CEQR manual.

20-2, 20.2.2 Platform Construction
The text should mention the platform support columns and their associated impacts.

20-3, 20.5.1 Land Use
The third sentence states that the construction of the River Building may require closure during certain unsafe construction activities—Chapter 5 and it's our understanding that the esplanade will be closed during certain periods of construction!

20-4, 20.5.4 Open Space
The first sentence is inaccurate and contradicts the second sentence.

ZARIN & STEINMETZ
ATTORNEYS AT LAW
81 MAIN STREET
SUITE 415
WHITE PLAINS, NEW YORK 10601

TELEPHONE: (914) 682-7800
FACSIMILE: (914) 683-5490
WEBSITE: WWW.ZARIN-STEINMETZ.NET

DAVID S. STEINMETZ*
MICHAEL D. ZARIN
DANIEL M. RICHMOND

* ALSO ADMITTED IN D.C.
* ALSO ADMITTED IN CT.
* ALSO ADMITTED IN N.J.

MEREDITH BLACK*
DAVID J. COOPER
JODY T. CROSS*
DEBRA A.A. RHEDRICK
BRAD K. SCHWARTZ

MARSHA RUBIN GOLDSTEIN
HELEN COLLIER MAUCH^
SUSAN H. SARCH*
LISA J. SMITH*

OF COUNSEL

June 27, 2008

Via Facsimile and Electronic Mail

Celeste Evans
Program Manager
New York City Department of City Planning
22 Reade Street, 4E
New York, New York 10007

Re: Hospital for Special Surgery Expansion
CEQR No. 05DCP061M

Dear Ms. Evans:

This firm has recently been retained by the residents of the Edgewater Building, located at 530 East 72nd Street (the "Edgewater"), to monitor, assess and comment upon the above-referenced application ("Application"). To date, we, along with other interested members of the public, have not been granted access to the relevant file (the "Record").

Respectfully, it is incumbent upon the City Planning Commission ("CPC") to postpone the July 2nd hearing, and extend the corresponding July 14th written submission deadline, until interested stakeholders can have a full and fair opportunity to access the pertinent Record, and thoroughly review its contents. Alternatively, we would request that the CPC commit in advance to hold the public hearing open until after such records are available.

As you know, public notice of the July 2nd hearing appeared in the New York Times on June 17, 2008. See 6 N.Y.C.R.R. § 617.12(a). On Friday, June 20, 2008, an attorney in this firm telephoned Robert Dobruskin, Director of the Department of City Planning Environmental Assessment and Review Division, to gain access to the Record, and obtain copies of the full Draft Environmental Impact Statement ("DEIS"), and other substantive documents in the Record. One of the reasons for this request was to allow our experts to review the technical information in the Record prior to the July 2nd public hearing. Mr. Dobruskin, the listed contact person in the public notice, was out of the office. The outgoing message on his voicemail stated

that he was not due to return until July 1st. This is one day before the July 2nd hearing.

The message directed us to contact Deputy Director, James Morani, who was acting in Mr. Dobruskin's stead. After a brief discussion with Mr. Morani regarding accessing the Record, he directed us to contact Susan Wong, the Department of City Planning Librarian. We left a message for Ms. Wong regarding our request.

On Monday, June 23rd, Ms. Wong returned our call. She stated that we would have to file a formal request pursuant to New York's Freedom of Information Law ("FOIL") with the Records Access Officer, Wendy Niles. We immediately complied with this request via e-mail, a copy of which is attached. We also immediately telephoned and left a message for Mr. Morani, expressing our concern that a FOIL request was an overly burdensome procedure, considering the public hearing was scheduled for the following week.

Indeed, this entire process appears to violate both the letter and intent of Section 617.12 of the implementing regulations of the New York State Environmental Quality Review Act, providing that "[a]ll SEQRA documents ... must be maintained in files that are readily accessible to the public and made available upon request." 6 N.Y.C.R.R. § 617.12(b)(3). To date, Mr. Morani has not returned our telephone call, and Ms. Niles has still been unable to produce the full Record in response to our request.

Moreover, significant portions of the material contained in the DEIS on-line are illegible. It is impossible, for example, to identify measurements in the plans in order to obtain a meaningful understanding of the project's scope with any precision.

The hearing is less than a week away. Our experts, and the public in general, have been unable to review many of the documents supporting the DEIS contained in the Record. This includes the proposed site plans and surveys, analyses of potential impacts of the project submitted to other City Agencies, existing and requested special permits, and many other integral records that would provide the public with a basic understanding of the potential impacts of the project. It appears that the earliest we can expect to gain access to such documents will be upon the return of Mr. Dobruskin, which will be less than twenty four hours before the public hearing.

In order to ensure meaningful public participation, and the integrity of the review process, we would respectfully request that the CPC either postpone the July 2nd public hearing and extend the written submission deadline, or keep the public hearing open for further comment until *after* the public has had a reasonable opportunity to review the Record and process the pertinent information.

Respectfully,

Michael D. Zarin

Enc.

cc: Ms. Amanda M. Burden, AICP
Director, New York City Department of Planning
Hon. Liz Krueger
New York State Senator
Hon. Micah Kellner
New York State Assembly Member
Hon. Scott M. Stringer
Manhattan Borough President
Hon. Jessica Lappin
New York City Council Member
Mr. Dennis Alex

Kebra Rhedrick

From: Kebra Rhedrick [krhedrick@zarin-steinmetz.net]
Sent: Monday, June 23, 2008 6:13 PM
To: 'w_niles@planning.nyc.gov'
Subject: foil request

Dear Ms. Niles,

Pursuant to the state open records act, I request access to, and copies of, the file regarding the draft environmental impact statement (CEQR No. 05DCP061M) regarding the Hospital for Special Surgery. The published notice of the public hearing on this matter states that the file is available for review.

I expect to pay no more than the statutory limit for duplication of the contract and any of its exhibits and appendixes.

If my request is denied in whole or part, I ask that you justify all deletions by reference to specific exemptions of the act.

Thank you for your assistance.

Kebra A. Rhedrick, Esq.
Zarin & Steinmetz
81 Main Street, Suite 415
White Plains, New York 10601
Telephone: (914) 682-7800
Facsimile: (914) 683-5490
E-Mail: krhedrick@zarin-steinmetz.net
http://www.zarin-steinmetz.net

From: JAMES MERANI
To: KRhedrick@zarin-steinmetz.net; MZarin@zarin-steinmetz.net
CC: DOBRUSKIN, ROBERT; EVANS, CELESTE; KARNOVSKY, DAVID; NILES, WENDY
Date: 6/27/2008 4:09 PM
Subject: Hospital for Special Surgery DEIS

Mr. Zarin:

I writing in response to your letter of earlier today.

The Draft Environmental Assessment Statement (DEIS) for the Hospital for Special Surgery Expansion (CEQR No. 05DCP061M) has been posted for public review on the Department of City Planning's website (www.nyc.gov/planning) since April 10, 2008.

Also, a hard copy of the DEIS is in the possession of our FOIL Officer, Ms. Wendy Niles, and is available for review in Room 2E of our offices at 22 Reade Street in Lower Manhattan. You, or a member of your staff, are welcome to view the document anytime on Monday afternoon. Please advise Ms. Niles of your estimated arrival time at 212-720-3208.

The record will remain open for ten days after the public hearing to receive comments on the DEIS.

Respectfully,

James P. Merani, R.A.
Deputy Director
NYC Department of City Planning
Environmental Assessment and Review Division
Phone: (212) 720-3628
Fax: (212) 720-3495

From: <outgoingagency@customerservice.nyc.gov>
To: <c_filome@planning.nyc.gov>
Date: 7/22/2008 2:46 PM
Subject: City of New York - Correspondence #1-1-414436432 Message to Agency Head, DCP - Other

Your City of New York - CRM Correspondence Number is 1-1-414436432

DATE RECEIVED: 07/22/2008 14:43:20

DATE DUE: 08/05/2008 14:44:28

SOURCE: WEB

RELATED SR# OR CASE#: N/A

EMPLOYEE NAME OR ID#: N/A

DATE/TIME OF INCIDENT:

LANGUAGE NEED:

The e-mail message below was submitted to the City of New York via NYC.gov or the 311 Call Center. It is forwarded to your agency by the 311 Customer Service Center. In accordance with the Citywide Customer Service standard, your response is due in 14 calendar days.

****

If this message is to a Commissioner / Agency Head and needs to be re-routed to another agency or cc to another agency, forward the email to outgoingagency@customerservice.nyc.gov. Do not make any changes to the subject line. Include any comments and it will be processed by the 311 Customer Service Center.

All other web forms are to be handled by the receiving agency.

****

-----Original Message-----

From: PortalAdmin@doitt.nyc.gov
Sent: 07/22/2008 14:42:19
To: sbladmp@customerservice.nyc.gov
Subject: < No Subject >

From: jhand84@yahoo.com (Joel Hand)
Subject: Message to Director, DCP

Below is the result of your feedback form. It was submitted by
Joel Hand (jhand84@yahoo.com) on Tuesday, July 22, 2008 at 14:42:19

This form resides at
http://www.nyc.gov/html/mail/html/maildcp.html

Message Type: Request for Information

Topic: Other

Contact Info: Yes

M/M: Mr.

First Name: Joel

Middle Name: P

Last Name: Hand

Suffix: Pres

Company: Edgewater Apartments

Street Address: 530 East 72nd St

Address Number: 4D

City: New York

State: NY

Postal Code: 10021

Country: United States

Work Phone #: 212-570-6026

Email Address: jhand84@yahoo.com

Message: At a City Planning Commission meeting 5/2/2008, you agrred to make sure the HSS information being submitted would be given to me for review and comment. To date, we have gotten no information has been given to us by your office or the HSS, as agreed.

Please make sure we get all timely information that HSS is giving you. We are especially are intereseted in the issue of no loading docks and their response. Thank you, Joel Hand, Pres.

ps. I am particurly concerned that the City Planning will vote on the proposal Aug. 11th and HSS never responded to any questions at the 7-22-08 hearing.

From: <outgoingagency@customerservice.nyc.gov>
To: <c_filome@planning.nyc.gov>
Date: 7/18/2008 8:27 AM
Subject: City of New York - Correspondence #1-1-413473156 Message to Agency Head, DCP - Zoning and Land Use Questions/Information

Your City of New York - CRM Correspondence Number is 1-1-413473156

DATE RECEIVED: 07/18/2008 08:24:44

DATE DUE: 08/01/2008 08:25:32

SOURCE: WEB

RELATED SR# OR CASE#: N/A

EMPLOYEE NAME OR ID#: N/A

DATE/TIME OF INCIDENT:

LANGUAGE NEED:

The e-mail message below was submitted to the City of New York via NYC.gov or the 311 Call Center. It is forwarded to your agency by the 311 Customer Service Center. In accordance with the Citywide Customer Service standard, your response is due in 14 calendar days.

****

If this message is to a Commissioner / Agency Head and needs to be re-routed to another agency or cc to another agency, forward the email to outgoingagency@customerservice.nyc.gov. Do not make any changes to the subject line. Include any comments and it will be processed by the 311 Customer Service Center.

All other web forms are to be handled by the receiving agency.

****

-----Original Message-----

From: PortalAdmin@doitt.nyc.gov
Sent: 07/18/2008 08:24:35
To: sbladmp@customerservice.nyc.gov
Subject: < No Subject >

From: crm10021@gmail.com (Carol Ross Maslow)
Subject: Message to Director, DCP

Below is the result of your feedback form. It was submitted by
Carol Ross Maslow (crm10021@gmail.com) on Friday, July 18, 2008 at 08:24:35

This form resides at
http://www.nyc.gov/html/mail/html/maildcp.html

Message Type: Misc. Comments

Topic: Zoning and Land Use Questions/Information

Contact Info: Yes

M/M: Mrs.

First Name: Carol

Last Name: Ross Maslow

Street Address: 530 East 72 Street

City: New York

State: NY

Postal Code: 10021

Country: United States

Work Phone #: 212-535-3211

Email Address: crm10021@gmail.com

Message: Dear Amanda, As a tenant of 530 East 72 street, I want to personally ask that you help us(the tenants) to stop HSS from going ahead with their planned construction. I note that you were at the most recent meeting.I therefore do not need to update you on the work they are planning.
Hope you are well. Best regards,Carol Ross Maslow

REMOTE_HOST: 72.229.13.57
HTTP_ADDR: 72.229.13.57
HTTP_USER_AGENT: Mozilla/5.0 (Windows; U; Windows NT 5.1; en-US; rv:1.9.0.1) Gecko/2008070208
NET_mmhpset

****

Dennis Alex
530 East 72nd Street
New York, New York 10021
646 707 3735

July 14, 2008

By Hand Delivery

Amanda Burden, AICP, Chair
New York City Planning Commission
22 Reade Street, 1W
New York, New York 10007

Re: **Hospital for Special Surgery Expansion**
CEQR No. 05DCP061M;
Comments on Draft Environmental Impact Statement

Dear Chairperson Burden and the Honorable Members of the Planning Commission,

On behalf of the many residents of East 72nd Street, I enclose petitions signed by over 200 individuals residing at 541, 530 and 520 East 72nd Street objecting to the Hospital for Special Surgery's proposed expansion plan.

I also enclose letters written to you by neighborhood residents who are concerned about pedestrian safety, additional traffic, increased congestion, loss of the unique views of the historic Queensboro Bridge, parkland alienation and the negative impact to light, air and privacy that will result if the Hospital's Application is granted.

We believe the Hospital has alternatives to this invasive proposal. We respectfully ask you to deny the application for special permits in its present form because it does not comply with the criteria for development in a residential neighborhood. If the Hospital is serious about its expansion proposal, it needs to truly engage the impacted community and explore reasonable design and other alternatives.

Respectfully submitted,

Dennis Alex

Encs.

cc: Robert Dobruskin, Director
Environmental Assessment and Review Division
New York City Planning Commission
Hon. Carolyn Maloney
United States Congress
Hon. Liz Krueger
New York State Senator
Hon. Micah Kellner
New York State Assembly Member
Hon. Scott M. Stringer
Manhattan Borough President
Hon. Jessica Lappin
New York City Council Member

NORMA PACE
530 EAST 72nd STREET
NEW YORK, NY 10021

July 12, 2008

To: City Planning Commission:

Several years ago my husband who had a heart condition suddenly lost his breath and required immediate medical attention. I called his heart specialist who advised me to take him to Mt. Sinai Hospital immediately. It was early morning and I found a cab parked near the building. As we proceeded up 72 Street I noticed heavy traffic on York Avenue. Desperate I suggested to the driver to climb the sidewalk and proceed slowly and carefully until we could traverse the street. I assured him that this was an emergency and I would take responsibility for the action. Fortunately we broke through and my husband arrived in time for special treatment.

Since then the traffic situation has worsened by a multiple of at least ten. During the past two weeks I could not traverse York Avenue in a straight line at least four times. I could only make my way by circuitously moving around cars that were constantly shifting position.

Hospital authorities are being at the least disingenuous and at the worst deceitful when they claim their proposed project does not constitute a serious threat to the residents of this area.

I ask you please to give this dimension considerable weight as well as others in your deliberations

Thank you.

Sincerely yours,

Norma Pace

Kathleen Sosa, RN
R. Ernest Sosa, MD
530 East 72nd Street, Apt. 3E
New York, NY 10021

July 13, 2008

To The City Planning Commission:

We feel compelled to communicate to you an overwhelming sense of vulnerability brought about by the proposed aggressive expansion by the Hospital for Special Surgery (HSS). This is a residential neighborhood, where many people at all stages of life live amongst giant medical centers. HSS has already built a large Hospital over the FDR Drive. HSS now has designs for a new outpatient center to be built over the FDR Drive at 71st Street. Their plans exhibit a callous disregard for its neighbors in this community. We understand that hospitals have the right to expand as need for their services increases. It is very clear, after hearing their sales pitch to inhabitants of 530 E 72nd Street, that the hospital has not duly explored other options for alternative sites for outpatient services. It isn't operating rooms or hospital beds they lack. It is office space that can be placed anywhere in this community.

The Hospital for Special Surgery does not serve this community at large. Their patients are, for the most part, those affluent enough to afford their services. Most folks in the neighborhood can not supplement their insurance coverage to afford HSS's services. They do not provide emergency care for fractures or dislocations. Clearly they want offices with nice views of the East River to court the well heeled patients whom they primarily serve. They could modify their building named Caspary on 71st and FDR for this purpose. Moreover, there is alternative office space that can be found within walking distance of their hospital in this neighborhood.

The Hospital for Special Surgery does not have a realistic grasp of the consequences of their expansion on the added traffic congestion they will bring onto this area's already overtaxed streets and access roads to the Drive. I have lived and worked in this part of the city for 32 years, and know how overtaxed the entry and exit to the FDR is at 73rd and 71st Street, with many near misses and several accidents each year. Moreover, the FDR Drive is in a bad state of repair and needs prompt attention and work to keep it from falling apart further. Repair to this very popular and vital road should be a pre-requisite before licensing more building to occur. To hide the FDR under more buildings is to shun our responsibilities for maintaining the inner structure of one of the major thoroughfares of our city. Subsequent deterioration of the Drive will not be easy to spot and may not be carried out appropriately within the constraints of overhead buildings.

The noise pollution, the terrible air quality and increase in the number of rodents that will follow excavation in this neighborhood will represent a serious health hazard to all of us. Moreover, this neighborhood is terrified by yet more cranes going up about us with the potential for lethal danger we have seen displayed twice this year.

HSS will be building right next to the windows of the inhabitants of 530 East 72nd Street, permanently leaving many people without sunlight. And many more will see the value of their investments in their apartments plummet. There are many older folks in this building who will watch their nest egg disappear.

We all feel vulnerable and will suffer harm without compensation if this project is allowed to continue at the large scale that is proposed. HSS has to be advised to review other options. If no other options are available, which we doubt is true, they must be asked to tone down the massive monolith they are proposing. This is a community. This is a neighborhood. In a community there has to be a limit to the size an institution, no matter how wealthy, can be allowed to expand. They can rebuild Caspary at savings that will keep their renovation costs down. Moreover, less people will be irreversibly compromised by unnecessary expansion.

Finally, I see no reason that the City of New York should give special privileges to the Hospital for Special Surgery's Aggressive Expansion Plans. This Hospital serves the wealthy and the elite. It does not serve most New Yorkers. Accordingly, HSS should not be given license for aggressive expansion at the cost and risk of the citizens in this neighborhood

Sincerely,

Kathleen Sosa

R. Ernest M.D.

Kathleen and Ernest Sosa.

Madelyne Gray
Interiors, LLC

530 East 72nd Street
New York, NY 10021
Tel/Fax: 212-794-3151
Mobile: 917-309-3261
Email: GrayInteriors@msn.com

July 13, 2008

New York City Planning Commission
New York, NY

Dear Ladies and Gentlemen:

The purpose of this letter is to express my serious concerns and disapproval of the Hospital for Special Surgery's proposed building plans for the 12-story River Building over the FDR Drive.

I strongly believe that this addition would have a negative impact on the neighborhood on several levels: traffic congestion, an adverse effect on the property values for many local residents and environmentally.

Currently, the weekday traffic, especially during peak hours, is already very congested on York Avenue between 68th and 73rd Streets. As both a driver and a passenger heading west from my residence at 530 East 72nd Street there have been many mornings when I've had to wait through several traffic light cycles to be able to pass through the intersection of 72nd Street and York Avenue. There have also been many times when there were extensive delays entering the FDR from East 73rd Street due to traffic backed up heading west on East 71st Street between the FDR and York Avenue. Frankly, this area is often a mess and I can only see this problem worsening with the addition of the River Building. If streets are closed during construction this will surely be a disaster.

Constructing a 12-story building above the FDR Drive at 71st Street will obscure the south East River views for the majority of residents in my building. This is highly detrimental to property values as well as mental and psychological health. Light will be diminished and the beautiful river views, a most compelling reason for purchasing in this building, will be lost. This is devastating.

With 464 more employees we have to assume that some portion may not use public transportation; there will also be more patients and visitors, thus more traffic. Environmentally, more traffic leads to more pollution.

While I definitely have a very favorable opinion of the Hospital for Special Surgery and highly value their service, I do not wish to see this particular expansion and most definitely the negative impact it will have on this neighborhood and my building.

Thank you for taking the time to read my letter and consider my opinion.

Very truly yours,

Madelyne Gray

Madelyne Gray

July 13, 2008

New York City Planning Commission
New York, New York

Dear Commission Members,

I am an owner and resident of 530 East 72nd Street. The proposed construction for the Hospital of Special Surgery is a great hardship to our block.

Many mornings I have taken a cab on 73rd Street in order to get on the FDR to get to work. It has been backed up for at least five minutes at an additional cost of three dollars due to the back up on East 71st Street and the FDR. This backup is due to the unloading and loading of trucks at HSS. Constuction for the new HSS building will make it even worse.

In addition, every morning, my neighbors and myself walk our dear dogs at the 72nd Street Overpass Park. The Hospital proposed building and construction time will take away the beautiful views that we presently see. During the lunch hour many people, including those who work at HSS, sit on the park benches and enjoy the view. Those senior citizens who reside at Mary Manning Walsh also spend time enjoying the outdoors in our park. This will be lost with the proposed construction.

I understand that the construction will close the esplanade which I and many of my friends use daily for our walk/runs and needed exercise. The Mayor is proposing the greening of the land by the East River. How can this be when we are losing our part of it? We have enough stress in the city with the economic conditions in this country and cost of living skyrocking. We need our homes to remain in tact with the views and sunlight we presently enjoy.

I urge the City Council not to approve HSS's plans for expansion next to us and over the FDR. Please understand that a city is made up of its people and we the people on East 72nd Street will suffer great losses if this terrible construction comes into fruition.

Sincerely,

Felice Schwartzman

Felice Schwartzman

Gwen and Paul Mavrovic
530 east 72 Street apt 17a
New York, NY 10021

Amanda M. Burden, Chairman of the Board
Department of City Planning
22 Reade Street
New York, NY 10007

We are writing this letter to voice our opposition to the currently proposed Hospital for Special Surgery (HSS) expansion project. On June 9, 2008, at the prior request of the President of our building (530 East 72nd Street), representatives from HSS gave a presentation to our building's board of directors and stakeholders regarding their future expansion project. As a long-time resident of 20+ years and a member of the board of directors, we understand the dynamics of this neighborhood. While HSS may have the need for another building, we feel that not enough prudence has been applied to their current design plans and building locations.

HSS's current design plans place their building within 6 inches of our lot line, which will cause numerous issues with our building. The proposed height of 13 feet per floor will cause their structure to completely obstruct sunlight and ventilation to the rear of our building. The lower quarter of their proposed building, which matches to approximately the 12-14 floor level of our building (we have10 foot floors), will be built to within 6 inches of the adjacent apartments, causing those apartments to suffer irreparable loss of property value. Furthermore, the tenants of those apartments will be required to replace the now clear glass windows with wire reinforced (generally semi opaque) fire lot line windows at their own expense. This combined with the loss in property value is a terrible price to pay simply in the name of progress.

HSS claims that they have performed "environmental" impact studies on traffic, air quality, shadows, and noise, on the time surrounding the construction period and beyond; however, their findings as presented at the meeting claimed that there will be no impact of these environmental parameters on the neighborhood or it's residents. This claim is terribly flawed for a variety of reasons. First and foremost, many of the residents of these buildings are elderly and children who may be more prone to suffering illness due to poor air quality. Secondly, HSS claims that they will have the authority to build between the hours of 12AM and 5AM (over the FDR Drive) as allowed by the City of New York. This is in addition to the 7AM to 6PM allowance for regular construction, setting the stage for possible 24-hour construction noise and congestion. Thirdly, traffic on the 71st street exit of the Harlem River drive is already very congested during midday hours.

Gwen and Paul Mavrovic
530 east 72 Street apt 17a
New York, NY 10021

Closing / diverting the exit will cause further gridlock at the 63rd and 96th street exits. In fact, on a daily basis the traffic on the exit ramp from 73rd street to 71st street is frequently backed up severely due to delivery trucks double-parked in front of the Hospital. Side effects of the slow traffic conditions are accidents on or near the exit ramp for 71st street that further exacerbate the situation. It frequently takes me more than 10 minutes to go from the 71st street exit ramp to the entrance of 72 street and York avenue due to the excessive traffic along the exit thoroughfare. These issues along with the planned Congestion Pricing proposals would cause further gridlock long the east side if the traffic on the 71 street exit was further impeded by the HSS project.

Lastly, the issue of safety should be carefully considered in light of several crane collapses that have already taken place in New York City in the past few months. The planned use of a crane on a barge in the East River will increase the possibility of an accident on the FDR drive while lifting steel to the HSS expansion project.

When we posed a question to the HSS representatives regarding why HSS did not consider building southward down the FDR drive next to the existing building, the response was that "there is an air rights issue in that direction". It appears that the only air rights they would be imposing upon would be their own. Our perception is that they would rather impose hardship on someone else's quality of life than inconvenience themselves to any great degree.

Another interesting question that comes to mind is: Why not build the proposed building so that it is connected to the current HSS building on the FDR drive now? In our opinion, by connecting the new building to their old building, HSS could easily build over the drive and not cause any harm to the residential buildings in the area. Please note that the current HSS design allows for ample room and preservation of river views between their own buildings quite certainly at our expense.

Overall, HSS seems to think that we should simply accept the environmental and financial burden of the project. To allow HSS to start the construction of this new building as it is currently planned will potentially destroy our homes and our quality of life. We sincerely hope that HSS's proposed design plans and environmental impact study can at least be carefully reviewed prior to the start of construction to possibly offer a reasonable compromise for those affected.

Regards,

Mr. Paul Mavrovic
Dr. Gwen Levy Mavrovic

SARAH DUDLEY PLIMPTON
541 EAST 72ND STREET
NEW YORK, NY 10021

Amanda M. Burden. Commissioner
New York City Dept. of Planning
22 Reade Street
New York, NY 10007-1216

July 2, 2008

Dear Commissioner Burden:

My name is Sarah Plimpton and I live at 541 East 72nd Street. There are fifty apartments in my building and due to the date and time of this meeting, my neighbors cannot be present to address this panel. So, they have asked me to represent them. I have also spoken to dozens of residents in this neighborhood who have asked me to speak for them as well.

Let me give you a picture of what it is like to live in this neighborhood. ***Since the mid-eighties, the residential and commercial capacity of this block has increased ten-fold.*** There used to be five apartment buildings and several loft warehouses which housed local artisans. That neighborhood is long gone. Now, we have three new 50-story towers and the Sotheby's headquarters added to this once-quiet residential block. On a dead-end street, no less! These high-rise towers house medical facilities and offices dedicated to the New York Hospital/Cornell/Special Surgery complex. The surrounding blocks are much the same, causing traffic on York Avenue to be gridlocked from eight in the morning until six or seven in the evening on weekdays. On any given day, this dead-end block is also gridlocked with Sotheby's trucks, taxis, private cars, buses and ambulances delivering and waiting for patients, medical personnel and high rise residents. Taxis regularly refuse to drive down this block because of the hospital congestion. Yesterday afternoon it took me twenty minutes to drive down the block.

Seventy-first street has conditions identical to Seventy-second, but in addition, it serves as a traffic exit off the FDR Drive and the loading zone for Sotheby's, Special Surgery, and all of the New York Hospital/Cornel complex. At any given time, it can take up to twenty minutes to enter the FDR at 73rd Street due to the backup from trucks loading on 71st Street. I regularly take cabs downtown and it is faster to drive up to 79th Street to enter the FDR than it is to enter on 73rd Street. If you check with the local precinct, they will confirm that there are at least ***two to three rear-end accidents in this two-block stretch every day***. I know, my apartment sits directly over the area in question and I hear the braking, crunch of metal and attendant sirens all day and night, not to mention the honking of horns from backup and accidents on the service road. Do you really want to add to this kind of congestion?

At the end of 72nd Street overlooking the East River, there is a small park which provides some relief from the congestion and over-use of this neighborhood. The nearest public park is five blocks north, also on the FDR Drive. This park is heavily used on a daily basis by neighborhood residents as well as hospital employees, patients, and nearby nursing home residents. Until the first Special Surgery building was erected over the FDR in the early 1990s, residents could sit in that park and catch a breeze off the river on a hot summer night or watch the Macy's fireworks on the Fourth of July all the way down the river on 34th Street. Today, that panorama is almost completely gone. The proposed construction will close off the river to the south and obliterate the view of the 59th Street bridge. The view of that bridge today, I might add, is mostly blocked by a depressing institutional box, discolored grey by the soot from the FDR, reminiscent of sixties-era Soviet architecture. Although the report states that the buildings will not cast a shadow on the park, it fails to take into consideration ***the vast expanse of wall that will close off the river panorama forever.***

All over Manhattan, city planners have made the laudable effort to reclaim waterfront access and provide a better quality of life for city residents. Why not here where the population density is so high? Does this neighborhood really need another tower blocking the river and snarling traffic even more than the current mess? Surely the Hospital for Special Surgery can find a better location for their support services.

Sincerely,

Sarah Dudley Plimpton

cc 72 River Tenants Association

July 2008

CITY PLANNING COMMISSION:

As a resident of 530 E. 72nd St., I am writing to urge you to REJECT the proposed plans by the Hospital for Special Surgery to build an 18-story building for out-patient services on E. 71st St. over the FDR Drive.

These plans should be disapproved because:

- The RIVERFRONT SHOULD BE PRESERVED for all to enjoy. Many people stroll to the end of E. 72nd St to enjoy the river views, which will be greatly obscured by this construction project. It will also interfere with the river walkway, which is used by many New Yorkers.

- The east 70s is primarily a RESIDENTIAL AREA, and many who purchased homes here did so to enjoy the river views. The constant construction by the Hospital for Special Surgery and New York Hospital is creating an industrial complex that is changing the residential character of the neighborhood. Does the city really want industrial complexes over the FDR and along the riverfront of Manhattan?

- The construction project will cause TRAFFIC HAVOC on the FDR. Traffic already frequently backs up on the FDR for people exiting onto E. 71st street. The hospital's claim that it takes only 1 minute to exit onto 71st street and York Av. is incorrect. On average, it takes 12 minutes. The construction of this building over the FDR will shut down automobile traffic and cause additional havoc on one of the city's major roadways.

- There is an ALTERNATIVE, which will preserve the riverfront. The Hospital for Special Surgery could locate the outpatient services it plans for this new 18-story building by buying the apartments in their own Belaire building, which can be accessed from both E. 71st and E. 72nd streets, as well as other buildings in the city.

Thank you for your consideration of this request.

Sincerely,

John Asiel
530 E. 72nd Street
New York, NY 10021

TO: CITY PLANNING COMMISSION July 10, 2008

In recent years this East 72nd Street neighborhood has endured endless construction and deconstruction of hospital, industrial and residential buildngs. The area has been overwhelmed with traffic, noise, dirt, air pollution and more pedestrians than the sidewalks can accommodate. Several times every day traffic on York Avenue and intersecting streets grinds to a complete halt. Trucks, busses, taxis, private cars, limos, ambulances and ambulettes are stuck, spewing exhaust fumes and endangering lives.

Now, Hospital for Special Surgery has plans to add floors to an already existing building, and construct yet another facility over the FDR drive. This will greatly increase all the problems and disturbances I have listed above. The neighborhood simply cannot sustain these HSS additions.

Please review this proposed project with great care and consider the adverse impact it would have on the area and its people. Surely HSS could find another site – one that would be less destructive to its surroundings.

Please do no let this project go forward. Thank you for your thoughtful attention to this serious matter.

Adele Paroni
530 East 72nd Street

From: Geraldine Baff <gbaff31@gmail.com>
Subject: **Hospital of Special Surgery Expansion**
Date: July 11, 2008 8:56:48 AM EDT
To: City Planning Commission

As a resident of the Edgewater Apartments I wish to express my deep concern as to the Hospital of Special Surgery's imminent plans to further their continuing expansion of the hospital complex, much to the detriment of our living space.

The lovely cul-de-sac that services so many, including the children from the Ronald McDonald House , the elderly from Mary Manning Walsh Nursing Home who a re wheeled down to observe the water, boats and view, as are many others children, and people from the area to simply enjoy the peaceful atmosphere.

Another consideration to take into your approval of this expansion is the increase in lack of parking for all these additional patients and visitors, no parking facilities are being planned for. Then there is also the noise and pollution. A very important concern is the recent building disasters surrounding the construction industries lack of supervision of their equipment. The increase in traffic is another problem, York Ave. is now a total mess, dangering pedestrians, especially the elderly, as well as motorists. Closing the exit at 71st on the drive will be an awful decision.

Not all so-called improvements are beneficial to everyone concerned. Please take all of these above comments into your careful decision before voting.

Respectfully yours, Geraldine Baff

Edgewater apartments
530 East 72nd Street Apt. 10B New York, N.Y. 10021
212 861 5301

Dennis Alex
530 East 72nd Street
New York, New York 10021
646 707 3735

July 14, 2008

By Hand Delivery

Amanda Burden, AICP, Chair
New York City Planning Commission
22 Reade Street, 1W
New York, New York 10007

Re: **Hospital for Special Surgery Expansion**
CEQR No. 05DCP061M;
Comments on Draft Environmental Impact Statement

Dear Chairperson Burden and the Honorable Members of the Planning Commission,

On behalf of the many residents of East 72nd Street, I enclose petitions signed by over 200 individuals residing at 541, 530 and 520 East 72nd Street objecting to the Hospital for Special Surgery's proposed expansion plan.

I also enclose letters written to you by neighborhood residents who are concerned about pedestrian safety, additional traffic, increased congestion, loss of the unique views of the historic Queensboro Bridge, parkland alienation and the negative impact to light, air and privacy that will result if the Hospital's Application is granted.

We believe the Hospital has alternatives to this invasive proposal. We respectfully ask you to deny the application for special permits in its present form because it does not comply with the criteria for development in a residential neighborhood. If the Hospital is serious about its expansion proposal, it needs to truly engage the impacted community and explore reasonable design and other alternatives.

Respectfully submitted,

Dennis Alex

Encs.

cc: Robert Dobruskin, Director
Environmental Assessment and Review Division
New York City Planning Commission
Hon. Carolyn Maloney
United States Congress
Hon. Liz Krueger
New York State Senator
Hon. Micah Kellner
New York State Assembly Member
Hon. Scott M. Stringer
Manhattan Borough President
Hon. Jessica Lappin
New York City Council Member

NORMA PACE
530 EAST 72nd STREET
NEW YORK, NY 10021

July 12, 2008

To: City Planning Commission:

Several years ago my husband who had a heart condition suddenly lost his breath and required immediate medical attention. I called his heart specialist who advised me to take him to Mt. Sinai Hospital immediately. It was early morning and I found a cab parked near the building. As we proceeded up 72 Street I noticed heavy traffic on York Avenue. Desperate I suggested to the driver to climb the sidewalk and proceed slowly and carefully until we could traverse the street. I assured him that this was an emergency and I would take responsibility for the action. Fortunately we broke through and my husband arrived in time for special treatment.

Since then the traffic situation has worsened by a multiple of at least ten. During the past two weeks I could not traverse York Avenue in a straight line at least four times. I could only make my way by circuitously moving around cars that were constantly shifting position.

Hospital authorities are being at the least disingenuous and at the worst deceitful when they claim their proposed project does not constitute a serious threat to the residents of this area.

I ask you please to give this dimension considerable weight as well as others in your deliberations

Thank you.

Sincerely yours,

Norma Pace

Kathleen Sosa, RN
R. Ernest Sosa, MD
530 East 72nd Street, Apt. 3E
New York, NY 10021

July 13, 2008

To The City Planning Commission:

We feel compelled to communicate to you an overwhelming sense of vulnerability brought about by the proposed aggressive expansion by the Hospital for Special Surgery (HSS). This is a residential neighborhood, where many people at all stages of life live amongst giant medical centers. HSS has already built a large Hospital over the FDR Drive. HSS now has designs for a new outpatient center to be built over the FDR Drive at 71st Street. Their plans exhibit a callous disregard for its neighbors in this community. We understand that hospitals have the right to expand as need for their services increases. It is very clear, after hearing their sales pitch to inhabitants of 530 E 72nd Street, that the hospital has not duly explored other options for alternative sites for outpatient services. It isn't operating rooms or hospital beds they lack. It is office space that can be placed anywhere in this community.

The Hospital for Special Surgery does not serve this community at large. Their patients are, for the most part, those affluent enough to afford their services. Most folks in the neighborhood can not supplement their insurance coverage to afford HSS's services. They do not provide emergency care for fractures or dislocations. Clearly they want offices with nice views of the East River to court the well heeled patients whom they primarily serve. They could modify their building named Caspary on 71st and FDR for this purpose. Moreover, there is alternative office space that can be found within walking distance of their hospital in this neighborhood.

The Hospital for Special Surgery does not have a realistic grasp of the consequences of their expansion on the added traffic congestion they will bring onto this area's already overtaxed streets and access roads to the Drive. I have lived and worked in this part of the city for 32 years, and know how overtaxed the entry and exit to the FDR is at 73rd and 71st Street, with many near misses and several accidents each year. Moreover, the FDR Drive is in a bad state of repair and needs prompt attention and work to keep it from falling apart further. Repair to this very popular and vital road should be a pre-requisite before licensing more building to occur. To hide the FDR under more buildings is to shun our responsibilities for maintaining the inner structure of one of the major thoroughfares of our city. Subsequent deterioration of the Drive will not be easy to spot and may not be carried out appropriately within the constraints of overhead buildings.

The noise pollution, the terrible air quality and increase in the number of rodents that will follow excavation in this neighborhood will represent a serious health hazard to all of us. Moreover, this neighborhood is terrified by yet more cranes going up about us with the potential for lethal danger we have seen displayed twice this year.

HSS will be building right next to the windows of the inhabitants of 530 East 72nd Street, permanently leaving many people without sunlight. And many more will see the value of their investments in their apartments plummet. There are many older folks in this building who will watch their nest egg disappear.

We all feel vulnerable and will suffer harm without compensation if this project is allowed to continue at the large scale that is proposed. HSS has to be advised to review other options. If no other options are available, which we doubt is true, they must be asked to tone down the massive monolith they are proposing. This is a community. This is a neighborhood. In a community there has to be a limit to the size an institution, no matter how wealthy, can be allowed to expand. They can rebuild Caspary at savings that will keep their renovation costs down. Moreover, less people will be irreversibly compromised by unnecessary expansion.

Finally, I see no reason that the City of New York should give special privileges to the Hospital for Special Surgery's Aggressive Expansion Plans. This Hospital serves the wealthy and the elite. It does not serve most New Yorkers. Accordingly, HSS should not be given license for aggressive expansion at the cost and risk of the citizens in this neighborhood

Sincerely,

Kathleen Sosa

R. Ernest MD.

Kathleen and Ernest Sosa.

Madelyne Gray
Interiors, LLC

530 East 72nd Street
New York, NY 10021
Tel/Fax: 212-794-3151
Mobile: 917-309-3261
Email: GrayInteriors@msn.com

July 13, 2008

New York City Planning Commission
New York, NY

Dear Ladies and Gentlemen:

The purpose of this letter is to express my serious concerns and disapproval of the Hospital for Special Surgery's proposed building plans for the 12-story River Building over the FDR Drive.

I strongly believe that this addition would have a negative impact on the neighborhood on several levels: traffic congestion, an adverse effect on the property values for many local residents and environmentally.

Currently, the weekday traffic, especially during peak hours, is already very congested on York Avenue between 68th and 73rd Streets. As both a driver and a passenger heading west from my residence at 530 East 72nd Street there have been many mornings when I've had to wait through several traffic light cycles to be able to pass through the intersection of 72nd Street and York Avenue. There have also been many times when there were extensive delays entering the FDR from East 73rd Street due to traffic backed up heading west on East 71st Street between the FDR and York Avenue. Frankly, this area is often a mess and I can only see this problem worsening with the addition of the River Building. If streets are closed during construction this will surely be a disaster.

Constructing a 12-story building above the FDR Drive at 71st Street will obscure the south East River views for the majority of residents in my building. This is highly detrimental to property values as well as mental and psychological health. Light will be diminished and the beautiful river views, a most compelling reason for purchasing in this building, will be lost. This is devastating.

With 464 more employees we have to assume that some portion may not use public transportation; there will also be more patients and visitors, thus more traffic. Environmentally, more traffic leads to more pollution.

While I definitely have a very favorable opinion of the Hospital for Special Surgery and highly value their service, I do not wish to see this particular expansion and most definitely the negative impact it will have on this neighborhood and my building.

Thank you for taking the time to read my letter and consider my opinion.

Very truly yours,

Madelyne Gray

July 13, 2008

New York City Planning Commission
New York, New York

Dear Commission Members,

I am an owner and resident of 530 East 72nd Street. The proposed construction for the Hospital of Special Surgery is a great heartship to our block.

Many mornings I have taken a cab on 73rd Street in order to get on the FDR to get to work. It has been backed up for at least five minutes at an additional cost of three dollars due to the back up on East 71st Street and the FDR . This backup is due to the unloading and loading of trucks at HSS. Constuction for the new HSS building will make it even worse.

In addition, every morning , my neighbors and myself walk our dear dogs at the 72nd Street Overpass Park. The Hospital proposed building and construction time will take away the beautiful views that we presently see. During the lunch hour many people, including those who work at HSS, sit on the park benches and enjoy the view. Those senior citizens who reside at Mary Manning Walsh also spend time enjoying the outdoors in our park. This will be lost with the proposed construction.

I understand that the construction will close the esplanade which I and many of my friends use daily for our walk/ runs and needed exercise. The Mayor is proposing the greening of the land by the East River. How can this be when we are losing our part of it? We have enough stress in the city with the economic conditions in this country and cost of living skyrocking. We need our homes to remain in tact with the views and sunlight we presently enjoy.

I urge the City Council not to approve HSS's plans for expansion next to us and over the FDR. Please understand that a city is made up of its people and we the people on East 72nd Street will suffer great losses if this terrible construction comes into fruition.

Sincerely,

Felice Schwartzman

Felice Schwartzman

Gwen and Paul Mavrovic
530 east 72 Street apt 17a
New York, NY 10021

Amanda M. Burden, Chairman of the Board
Department of City Planning
22 Reade Street
New York, NY 10007

We are writing this letter to voice our opposition to the currently proposed Hospital for Special Surgery (HSS) expansion project. On June 9, 2008, at the prior request of the President of our building (530 East 72nd Street), representatives from HSS gave a presentation to our building's board of directors and stakeholders regarding their future expansion project. As a long-time resident of 20+ years and a member of the board of directors, we understand the dynamics of this neighborhood. While HSS may have the need for another building, we feel that not enough prudence has been applied to their current design plans and building locations.

HSS's current design plans place their building within 6 inches of our lot line, which will cause numerous issues with our building. The proposed height of 13 feet per floor will cause their structure to completely obstruct sunlight and ventilation to the rear of our building. The lower quarter of their proposed building, which matches to approximately the 12-14 floor level of our building (we have10 foot floors), will be built to within 6 inches of the adjacent apartments, causing those apartments to suffer irreparable loss of property value. Furthermore, the tenants of those apartments will be required to replace the now clear glass windows with wire reinforced (generally semi opaque) fire lot line windows at their own expense. This combined with the loss in property value is a terrible price to pay simply in the name of progress.

HSS claims that they have performed "environmental" impact studies on traffic, air quality, shadows, and noise, on the time surrounding the construction period and beyond; however, their findings as presented at the meeting claimed that there will be no impact of these environmental parameters on the neighborhood or it's residents. This claim is terribly flawed for a variety of reasons. First and foremost, many of the residents of these buildings are elderly and children who may be more prone to suffering illness due to poor air quality. Secondly, HSS claims that they will have the authority to build between the hours of 12AM and 5AM (over the FDR Drive) as allowed by the City of New York. This is in addition to the 7AM to 6PM allowance for regular construction, setting the stage for possible 24-hour construction noise and congestion. Thirdly, traffic on the 71st street exit of the Harlem River drive is already very congested during midday hours.

Gwen and Paul Mavrovic
530 east 72 Street apt 17a
New York, NY 10021

Closing / diverting the exit will cause further gridlock at the 63rd and 96th street exits. In fact, on a daily basis the traffic on the exit ramp from 73rd street to 71st street is frequently backed up severely due to delivery trucks double-parked in front of the Hospital. Side effects of the slow traffic conditions are accidents on or near the exit ramp for 71st street that further exacerbate the situation. It frequently takes me more than 10 minutes to go from the 71st street exit ramp to the entrance of 72 street and York avenue due to the excessive traffic along the exit thoroughfare. These issues along with the planned Congestion Pricing proposals would cause further gridlock long the east side if the traffic on the 71 street exit was further impeded by the HSS project.

Lastly, the issue of safety should be carefully considered in light of several crane collapses that have already taken place in New York City in the past few months. The planned use of a crane on a barge in the East River will increase the possibility of an accident on the FDR drive while lifting steel to the HSS expansion project.

When we posed a question to the HSS representatives regarding why HSS did not consider building southward down the FDR drive next to the existing building, the response was that "there is an air rights issue in that direction". It appears that the only air rights they would be imposing upon would be their own. Our perception is that they would rather impose hardship on someone else's quality of life than inconvenience themselves to any great degree.

Another interesting question that comes to mind is: Why not build the proposed building so that it is connected to the current HSS building on the FDR drive now? In our opinion, by connecting the new building to their old building, HSS could easily build over the drive and not cause any harm to the residential buildings in the area. Please note that the current HSS design allows for ample room and preservation of river views between their own buildings quite certainly at our expense.

Overall, HSS seems to think that we should simply accept the environmental and financial burden of the project. To allow HSS to start the construction of this new building as it is currently planned will potentially destroy our homes and our quality of life. We sincerely hope that HSS's proposed design plans and environmental impact study can at least be carefully reviewed prior to the start of construction to possibly offer a reasonable compromise for those affected.

Regards,

Mr. Paul Mavrovic
Dr. Gwen Levy Mavrovic

SARAH DUDLEY PLIMPTON
541 EAST 72ND STREET
NEW YORK, NY 10021

Amanda M. Burden. Commissioner
New York City Dept. of Planning
22 Reade Street
New York, NY 10007-1216

July 2, 2008

Dear Commissioner Burden:

My name is Sarah Plimpton and I live at 541 East 72nd Street. There are fifty apartments in my building and due to the date and time of this meeting, my neighbors cannot be present to address this panel. So, they have asked me to represent them. I have also spoken to dozens of residents in this neighborhood who have asked me to speak for them as well.

Let me give you a picture of what it is like to live in this neighborhood. ***Since the mid-eighties, the residential and commercial capacity of this block has increased ten-fold.*** There used to be five apartment buildings and several loft warehouses which housed local artisans. That neighborhood is long gone. Now, we have three new 50-story towers and the Sotheby's headquarters added to this once-quiet residential block. On a dead-end street, no less! These high-rise towers house medical facilities and offices dedicated to the New York Hospital/Cornell/Special Surgery complex. The surrounding blocks are much the same, causing traffic on York Avenue to be gridlocked from eight in the morning until six or seven in the evening on weekdays. On any given day, this dead-end block is also gridlocked with Sotheby's trucks, taxis, private cars, buses and ambulances delivering and waiting for patients, medical personnel and high rise residents. Taxis regularly refuse to drive down this block because of the hospital congestion. Yesterday afternoon it took me twenty minutes to drive down the block.

Seventy-first street has conditions identical to Seventy-second, but in addition, it serves as a traffic exit off the FDR Drive and the loading zone for Sotheby's, Special Surgery, and all of the New York Hospital/Cornel complex. At any given time, it can take up to twenty minutes to enter the FDR at 73rd Street due to the backup from trucks loading on 71st Street. I regularly take cabs downtown and it is faster to drive up to 79th Street to enter the FDR than it is to enter on 73rd Street. If you check with the local precinct, they will confirm that there are at least ***two to three rear-end accidents in this two-block stretch every day***. I know, my apartment sits directly over the area in question and I hear the braking, crunch of metal and attendant sirens all day and night, not to mention the honking of horns from backup and accidents on the service road. Do you really want to add to this kind of congestion?

At the end of 72nd Street overlooking the East River, there is a small park which provides some relief from the congestion and over-use of this neighborhood. The nearest public park is five blocks north, also on the FDR Drive. This park is heavily used on a daily basis by neighborhood residents as well as hospital employees, patients, and nearby nursing home residents. Until the first Special Surgery building was erected over the FDR in the early 1990s, residents could sit in that park and catch a breeze off the river on a hot summer night or watch the Macy's fireworks on the Fourth of July all the way down the river on 34th Street. Today, that panorama is almost completely gone. The proposed construction will close off the river to the south and obliterate the view of the 59th Street bridge. The view of that bridge today, I might add, is mostly blocked by a depressing institutional box, discolored grey by the soot from the FDR, reminiscent of sixties-era Soviet architecture. Although the report states that the buildings will not cast a shadow on the park, it fails to take into consideration ***the vast expanse of wall that will close off the river panorama forever.***

All over Manhattan, city planners have made the laudable effort to reclaim waterfront access and provide a better quality of life for city residents. Why not here where the population density is so high? Does this neighborhood really need another tower blocking the river and snarling traffic even more than the current mess? Surely the Hospital for Special Surgery can find a better location for their support services.

Sincerely,

Sarah Dudley Plimpton

cc 72 River Tenants Association

July 2008

CITY PLANNING COMMISSION:

As a resident of 530 E. 72nd St., I am writing to urge you to REJECT the proposed plans by the Hospital for Special Surgery to build an 18-story building for out-patient services on E. 71st St. over the FDR Drive.

These plans should be disapproved because:

- The RIVERFRONT SHOULD BE PRESERVED for all to enjoy. Many people stroll to the end of E. 72nd St to enjoy the river views, which will be greatly obscured by this construction project. It will also interfere with the river walkway, which is used by many New Yorkers.

- The east 70s is primarily a RESIDENTIAL AREA, and many who purchased homes here did so to enjoy the river views. The constant construction by the Hospital for Special Surgery and New York Hospital is creating an industrial complex that is changing the residential character of the neighborhood. Does the city really want industrial complexes over the FDR and along the riverfront of Manhattan?

- The construction project will cause TRAFFIC HAVOC on the FDR. Traffic already frequently backs up on the FDR for people exiting onto E. 71st street. The hospital's claim that it takes only 1 minute to exit onto 71st street and York Av. is incorrect. On average, it takes 12 minutes. The construction of this building over the FDR will shut down automobile traffic and cause additional havoc on one of the city's major roadways.

- There is an ALTERNATIVE, which will preserve the riverfront. The Hospital for Special Surgery could locate the outpatient services it plans for this new 18-story building by buying the apartments in their own Belaire building, which can be accessed from both E. 71st and E. 72nd streets, as well as other buildings in the city.

Thank you for your consideration of this request.

Sincerely,

John Asiel
530 E. 72nd Street
New York, NY 10021

TO: CITY PLANNING COMMISSION July 10, 2008

In recent years this East 72nd Street neighborhood has endured endless construction and deconstruction of hospital, industrial and residential buildngs. The area has been overwhelmed with traffic, noise, dirt, air pollution and more pedestrians than the sidewalks can accommodate. Several times every day traffic on York Avenue and intersecting streets grinds to a complete halt. Trucks, busses, taxis, private cars, limos, ambulances and ambulettes are stuck, spewing exhaust fumes and endangering lives.

Now, Hospital for Special Surgery has plans to add floors to an already existing building, and construct yet another facility over the FDR drive. This will greatly increase all the problems and disturbances I have listed above. The neighborhood simply cannot sustain these HSS additions.

Please review this proposed project with great care and consider the adverse impact it would have on the area and its people. Surely HSS could find another site – one that would be less destructive to its surroundings.

Please do no let this project go forward. Thank you for your thoughtful attention to this serious matter.

Adele Paroni
530 East 72nd Street

From: Geraldine Baff <gbaff31@gmail.com>
Subject: **Hospital of Special Surgery Expansion**
Date: July 11, 2008 8:56:48 AM EDT
To: City Planning Commission

As a resident of the Edgewater Apartments I wish to express my deep concern as to the Hospital of Special Surgery's imminent plans to further their continuing expansion of the hospital complex, much to the detriment of our living space.

The lovely cul-de-sac that services so many, including the children from the Ronald McDonald House , the elderly from Mary Manning Walsh Nursing Home who a re wheeled down to observe the water, boats and view, as are many others children, and people from the area to simply enjoy the peaceful atmosphere.

Another consideration to take into your approval of this expansion is the increase in lack of parking for all these additional patients and visitors, no parking facilities are being planned for. Then there is also the noise and pollution. A very important concern is the recent building disasters surrounding the construction industries lack of supervision of their equipment. The increase in traffic is another problem, York Ave. is now a total mess, dangering pedestrians, especially the elderly, as well as motorists. Closing the exit at 71st on the drive will be an awful decision.

Not all so-called improvements are beneficial to everyone concerned. Please take all of these above comments into your careful decision before voting.

Respectfully yours, Geraldine Baff

Edgewater apartments
530 East 72nd Street Apt. 10B New York, N.Y. 10021
212 861 5301

Joel Hand
530 East 72nd Street
New York, NY 10021
President, Board of Directors of Edgewater Apartments

City Planning Commission
22 Reade St.
New York, N.Y.
July 2, 2008 Hearing

This statement is being made as a follow up to the City Planning Commission meeting to consider the HSS requests.

1. The traffic congestion in the neighborhood is impossible. Cars can't move easily. This does not take into account the new buildings that will open shortly (Weill-Cornell on York-70th St. and the new medical building on 1st Ave. & 72nd St.

2. It often takes 5-15 minutes to go from the 71st St. exit to my garage at 530 East 72nd St.

3. I have witnessed hundreds of accidents on the FDR going South between 72nd & 71st St. It appears the exit & the traffic congestion are the cause.

4. The hospital should consider alternatives to going over the FDR. They have alternatives but have chosen not to explore them

5. The hospital loading docks force trucks to stick out onto the street on 71st St. causing long delays getting off the FDR at 71st. St. The cause is the hospital has not complied with the requirements of a loading dock.

6. The current EIS is misleading, at the very least and the special permit issued to the hospital should be rescinded. The size of the existing loading docks does not comply with the requirements.

7. The Borough President has issued a Conditional approval which requires the HSS to work with the neighbors & the Edgewater has not been considered to date. The hospital should work with the Edgewater to come up with an alternative proposal to jointly satisfy regulatory issues and keep the community from being destroyed.

8.Congestion pricing will probably again be introduced and the 71st St. exit on the FDR will be adversely affected in a major way by increasing traffic as it is one of the last exits before the 60th Street cutoff.

9. I have asked for access to any responses HSS provides as a result of issues raised at the Public Hearing, and have been assured by the City Planning Commission that we will be give an opportunity to respond to the HSS written report.

10. I understand that the City Planning Commission is investigating the existing loading docks and may send staff members to review the size and conformity of the docks. We would appreciate an opportunity to review these findings.

11. The park on 72nd St. and the river will be affected in a major way from insufficient light which will affect huge numbers of people who use the park. They will no longer be able to view the 59th St. bridge as the new building will totally block it.

12. The suggestion by a City Planning Board commissioner of building in front of the Belaire is a very good start.

13. We welcome working with the HSS to come up with a comprehensive solution. The Borough President has stated that the hospital has to reach out to the community.

14. Hasty approval with a flawed plan to date could result in a dangerous outcome. Cranes are going to be used, accidents will increase and damage to the Edgewater could occur. The project is anticipated to be 2 inches from our building.

Thank you for your consideration.

Joel Hand

URBAN COMMUNICATIONS
RADIO MARKETING SPECIALISTS

Jay C. Levinson
Co-Chief Executive Officer

July 8, 2008

New York City Planning Commission
22 Reade Street
New York, N.Y.

Dear Commissioners;

It is with much sadness that I find an institution such as The Hospital for Special Surgery knowingly misrepresenting the facts in their bid for expansion. As a resident of 530 East 72nd Street, I am intimately aware of the traffic bottlenecks that result from HSS lacking proper loading dock space on East 71st Street.

The FDR Drive is consistently backed up from E.71 to the E.73 exit ramp and beyond. In the mornings when I take a taxi to work it is 10-15 minutes to get on the FDR southbound. This is almost always the result of trucks partially in or waiting to gain access to the one functioning loading dock at HSS.

This will only grow worse when the inevitable congestion pricing reaches fruition and the East 71st Street exit becomes the last "free" southbound exit to the FDR.

I believe it would be irresponsible to create a further deterioration of this situation by allowing a high rise out-patient facility to go up over the FDR Drive. The hospital is a business and its expansion should be tempered by its effect on the neighboring community. That HSS would knowing mis-represent to the Board that they have adequate loading docks and that their proposed expansion would not create significant increased traffic is shameful and should not be rewarded by the Boards approval.

Sincerely,

275 Madison Avenue, New York, NY 10016 Tel. 212.471.3200 Fax 212.471.3199
Levinson@UrbanCommunications.com www.UrbanCommunications.com

ALAIN DE LA CHAPELLE, MD
530 East 72nd Street # 1C
New York, NY 10021
Tel/Fax 212 988-6789

7/9/08

City Planning Commission
New York, N.Y.

Gentlemen,

I am writing regarding the proposed construction of an out patient facility by the Hospital for Special Surgery. The traffic and congestion in the area around 72nd St. and York Ave. are already intolerable and will be made much worse by the proposed influx of thousands of out patients coming both on foot and in cars - York Ave. and the side streets between 68th and 73rd St. are choked with traffic on weekdays. The situation is frustrating for motorists, dangerous for pedestrians and causes a great deal of air and noise pollution.

Please consider encouraging the hospital to use an alternate location for this proposed addition.

Sincerely,

Alain de la Chapelle, MD

(212) 744-3940

David Scal, M.D., F.A.C.S.
530 East 72nd Street
New York, N.Y. 10021

July 9, 2008

New York City Planning Commission
22 Reade Street
New York City

Dear Commission,

I live in the Edgewater Apartments at 530 East 72nd Street. I am very disturbed by the proposed expansion of The Hospital for Special Surgery over the FDR Drive and to the lot line of our building. In fact, I spoke at a meeting in your offices concerning this matter.

Let me begin by saying that the officials of the Hospital came to our building for an explanation of the project. Their presentation was the most self- serving and evasive exercise, I have encountered in a long time. Their attitude was that this is a fait accompli and we have nothing to say. For them, the building over the Drive is an easy and inexpensive way of expanding their facility. Of course, they think that the City will back them completely because they will be creating new jobs and bringing business into New York. Of course, New York Hospital and Memorial Hospital have built many facilities in this area. They have accomplished the same goals without disturbing our neighborhood, consisting of many apartment houses on 72nd Street and the neighborhood park there. The Hospital for Special Surgery, like the other hospitals has deep pockets and can afford to buy property for development in another area. And most important, this new facility is for out patient care and doctor's offices, so it does not have to be connected to the main hospital Incidentally, the hospital has floors for these services plus a hotel in the adjacent apartment buildings.

Building their facility on our lot line will impinge on both the pr ivacy of the people in our building and the patients in theirs. Tenants here already can see into the hospital windows and vice- versa. Incidentally, there appears to be empty space in the hospital even now. And from an environmental point of view, it would be very bad since wind, especially when there is a nor easterwould be trapped between the buildings putting pressure on windows. And rain would also be trapped. Of course, sunlight would be eliminated just after Noon from 72nd Street and its park. No one could enjoy the park anymore. The little view toward the South, which exists now, would be totally eliminated.

As far as the traffic pattern is concerned, it would be a disaster . Coming off the FDR Drive on a week day can take as much as 20 minutes to get from the 73rd street exit to the traffic light at 71st street and York Avenue now . For a car or a taxi to discharge a patient at the Main Entrance of the Hospital now can be a nightmare of congestion, since 71st Street is often totally blocked with delivery trucks. And cars trying to get on the FDR Drive cannot do so because of all this blockage. Of course emergency vehicles and ambulances will be caught in this mess or have to go to 63rd Street and around. Also , because of the congestion on 70the Street delivery to New York Hospital is affected. Also, the NYH Emergency Room is there.

The East Side should take example from the West Side in blocking projects that interfere with life in the neighborhood i.e. the tower on the New York Historical Society building. The Westerners seem to be able to accomplish what the Easterners never seem to be able to do.

I believe I have covered this subject as thoroughly as I can and you will see that this project is ill advised. The goal of expanding The Hospital For Special Surgery can be accomplished in a much more satisfactory way.

Yours truly,

David Scal, M.D.

David Scal, M.D.

Alice L. Knopf

530 East 72 Street 18F
New York, NY 10021

Phone 917-432-1154
Fax 917-432-1155

July 10,2008

To: City Planning Commission
Subject: Hospital for Special Surgery Expansion Program, specifically "The River" building

The Hospital for Special Surgery presents any number of statements as facts which in fact may be otherwise. Community Board 8, impressed with these facts, passes the project along. The hospital's financial and legal assets are far greater than ours but we, the "little people" would like to be heard. And so, we are always playing defense.

1. I have lived in this apartment for almost nine years. Never during the day have I been able to access the East River Drive from 73rd Street without a considerable wait. The traffic from the Drive turning off to 71st Street spills over to the access road and we sit and wait until enough green lights move the traffic on 71st Street. And yet the hospital plans to fill this new building with hundreds of workers and hundreds of out patients each day. A very, very good reason not to ever consider building on this site.

2. The building will be so close to ours that there will be a complete loss of privacy. In addition the value of our apartments will greatly decrease. Both of these unpleasant conditions will deny that to which we are entitled in our building and which we presumed would be ours during our lifetimes.

3. Surely, there are other places nearby for the hospital to erect their building. That is exactly what they should do.

Alice L. Knopf and Alfred Knopf, Jr.

Alice L. Knopf

New York City Planning Commission
22 Reade St.
New York, New York

7/9/08

Dear Commissioners:

Subject: Draft Environmental Impact Statement (DEIS) for the HSS expansion proposal

I have been a resident of the Edgewater, 530 E. 72nd since 1970. I, along with many of my neighbors have indeed marveled at the transformation of E. 72 from York Ave. to the River, from a nondescript commercial area to a beautiful residential center of a community that is constantly improving.

The recommendation of the above draft statement (DEIS) submitted to the New York of City Planning, is full of half-truths and ignores the significant adverse effects of this project on the neighborhood. This includes health, well-being, and the enjoyment of the surrounding beautiful riverfront.

Would you please, after your investigation, do what is necessary to stop this project before it starts.

Sincerely yours,

Norman Barnett

7/9/08

New York City Planning Commission
22 Reade St.
N.Y., N.Y. 10021

Dear Commissioners:

Subject: Draft Environmental Impact Statement (DEIS-4/08) for HSS proposed expansion on E. 71st St

My husband and I have been residents of the Edgewater, 530 E. 72 St., since 1970. During this period we have watched this block—E. 72 from York Ave. to the East River—transformed from a bleak dead-end street to a beautiful cul de sac, ending with brick sidewalks, flowers, trees, public benches, London-style street lights, and a wide viewing area for any of the public to sit and watch the boats go by with an unobstructed sweep of the river, views both north and south. This area is a precious public space created by the City of New York for the enjoyment of its citizens . It provides a congenial area for people to sun, play with their dogs, lunch and bring their children to enjoy this unique view of river, boats, and at least six bridges in view. Elderly and handicapped people are routinely brought to this area, by surrounding nursing homes and hospitals, to enjoy the wonderful view and busy river traffic.

The Hospital of Special Surgery expansion proposal, recently submitted to the New York City Department of Planning (4/4/08) , outlines a plan which would destroy forever the E. 72 St cul de sac Park, and would have a significant adverse effect on the entire community. A brief review of the DEIS highlights just a few of these probable adverse effects:

*blocking of the riverfront views by obstructing the entire south sweep of the river and its landmark bridges;
*disrupting, for a minimum of six months, the riverside Esplanade between E.70th to E.73—interrupting the ability to walk, run, jog, push babies in strollers, etc along the river;
*destroying the unique pedestrian bridge over the FDR Drive to the Esplanade;
*creating noise control problems;
*creating serious, environmentally unsound ventilation and air pollution problems, caused by heavy traffic under the buildings day and night;
*significantly impacting the important "open space ratio";
*creating long shadows on the Esplanade and on the East River, caused by the additional tall buildings to be built over the Drive. As one example—the hours of sunshine on the Esplanade in the project area will be reduced from 10 hrs to 6 hrs on a typical summer day;
*opening up "hazardous materials" such as contaminated soil and ground water, due to an 1892 "garbage dump" being exposed, for the first time in over a century, by the construction. No one really knows the short and longterm impact on breathing.,as we remember the toxic air released into the air on 9/11.

These are just a few of the many significant adverse effects of this project on the community. And what does the HSS get in return? 28 beds! HSS has many other alternatives to meet their space needs, and these alternatives should be encouraged before we destroy precious and unique riverfront.

We would appreciate your prompt attention to this matter, and ask that you do everything possible to stop this bad idea before it is too late.

Sincerely yours,

Judith L. Barnett

Judith Barnett
530 E. 72 St.
17 E
NY,NY 10021 .

"We, the undersigned, have grave concerns about the unmitigated proposal to build a major new building over the FDR. Although we recognize the laudable purpose of the Hospital for Special Surgery, we are concerned about the project's potential impacts upon:

- pedestrian use, public enjoyment, and light and air access for the FDR Esplanade and other public space between E. 69th and 72nd Streets, including One East River Park Place;
- the visual quality of the waterfront area; and
- traffic conditions in the area, including on E. 71st Street.

We urge the City Planning Commission to seek alternatives to the plan that will mitigate such impacts.

Name	Address/Date
Lenni Allen	1530 E. 72 5/27/08
Daredt Rosalia Scal	530 E. 72 St 3D 5/27/08
Nielsen Wendrow	" " 5/27/08
Laura Gluck	530 East 72 St 6/27/08
Ross & Frank Eldon	530 E 72nd St 6/27/08
Virginia Pace	530 E 72 St 6A 6/27/08
DR & MRS Alan Adelman	530 East 72nd ST 6/27/08
Mr. & Mrs. Norman	530 E. 72 St. 17E 6/27/08
[illegible]	530 E 72 12F
Felice Schnitzer	530 E 72 ST H6E 6/27/08
Catherine S Rowe	530 E 72 St 16C 6/27/08
SD Rowe MD	530 E 72 16C 6/27/08
DR & Dr Stuart Edelberg	530 E 72nd Apt 2F 6/27/08
Mark Brandt MD.	530 E 72nd St 2D 6/27/08
Lisa P. Jewell	530 E. 72nd St. #12A 6/28/08

Name	Address/Date
Madeleine Gray	530 E. 72ND ST, 20D, NY, NY 10021
David King	530 E. 72nd ST. 5F 10021
Kay Markovic	530 East 72 St 17A 10021
R & H Levinson	530 E. 72 St. apt N.Y 10021
Dorothy Stagi	530 E. 72 St. 20E NY NY 10021
Janis Hermann	530 E. 72nd St. 18B NYC
Robert DeLaCapelle	530 E 72nd St Apt 1C NY, NY 10021
Glenn Medvin	530 E. 72nd St Apt 6G NY NY 10021
Leonard Brown	530 E 72nd St Apt 5A NY NY 10021
Adele Parone	530 E. 72nd ST. New York, NY 10021
BEny al MINASOFER	530 E 72 ST NY NY 10021 20C
R Ernest Sosa	530 E 72 ST NY 10021 3E
Jane Walker	530 E 72 ST N.Y. 10021 9B
Ervad Markovic	530 E 72 St. 15C
Ivo Markovic	530 E 72 St, 15C
Michele Yokell	530 E 72 ST 7D.
Sarah Sue Cotsen	530 E. 72nd St 10G 10021
Gwen Marvin	530 East 72 ST Apt 17A 10021
Gaye Rosenfarb	530 E 72 St. 5A 10021
Melvin Rosenfarb	530 E 72 St 5A 10021
Hans Kopp	530 E 72 ST 19C 10021

Name	Address/Date
Manucher Mahamedi	530 E. 72nd St 4F
Nafis Mahamedi	530 E 72nd st 4F
Linda R Segal	530 E. 72nd ST- 10F
Karen E. Miller	530 E. 72nd st 1B
Phyllis K Saxe	530 E 72nd St. Apt 7G
David B Saxe	530 E 72nd St Apt 7G
Elana J. Saxe	530 E 72nd St Apt 7G
Marissa K Saxe	530 E 72nd St Apt 7G
Rosalind Castellos	530 E 72nd St Apt 7G.
Anita Goldfriend	530 E. 72 ST Apt 2G
GERALDINE H BAFF	530 E. 72nd ST APT 10B
[illegible]	530 E 72 - #11E
[illegible]	11 11 ✓ #7E
[illegible]	530 E. 72nd #21A
[illegible]	530 E 72nd St 17A
Keith D. Jewell	530 East 72nd St. 12A
INDERJAPAN BANSHVI	530 E. 72nd ST. # 8G - S-S
Kathleen Rosa	530 E 72 ST #3E
MITCHELL DENNIS	530 E 72ND ST. # 8A/B
Arnold Goldman	530 E 72 19A
Patty Goldman	530 E 72 19A

Name	Address/Date
Kathryn Reinmann	530 E 72nd St. Apt 4A June 29, 08
Stacy Medina	530 E 72nd St Apt 6G 6/29/08
Glenn Medina	530 E 72nd St Apt 6G 6/29/08
Emily Medina	530 E 72nd St Apt 6G 6/29/08
Martha Brandt	530 E 72nd St NY NY 6/29/08 6/29/08
David Brandt	530 E 72 St NY NY (002)
Raphael Brandt	530 E. 72 St. NY NY
Aaron Brandt	530 E. 72 St. NY NY 10021
Carol Vitale	530 E 72nd St NY NY 10021
Rena Mayden	530 E. 72nd St Apt
[illegible]	530 E. 72nd St Apt 9G
Vikki Schwartzman	530 E. 72nd St. - Apt. 15D
Matias Alex	530 E 72nd Street 8E
Carol Madeira	530 E. 72 14C
Mark Ross	530 E 72 14A
Toni Ross	530 E. 72 14C
Arthur Madeira	530 E. 72 14D
[illegible]	530 E 72 18-F
Alison de la Chapelle	530 E. 72 1C
[illegible]	530 E 72 6C.
[illegible]	530 E. 72nd St 9F - 30 June '08

Name	Address/Date
	530 E 72nd Street
Christine de La Chapelle	1-C 6/30/08
[illegible]	530 E72 #3B
Paula Sokol	530 E 72nd St #1B NY NY 10021
James A. Barrella	530 E. 72 ST. #5B
Kate Silverman	530 E. 72 # 1D NY 10021
[illegible]	530 E 72 N.Y. N.Y. 10021
William Thomas	530 E 72 4A NY NY 10021 7/1/08
Kathryn Reimann	530 E 72 4A NY NY 10021 7/1/08
Emma Hoffman	530 E 72nd St 8F NY NY 10021 7/1/08
[illegible]	530 E72
Roberta Seaman	530 E. 72nd St. #7B New York
Georgia Papadopoulos	530 E 72nd St 7B NYC 10021
Marian Shaw	530 E 72nd ST. 12E NYC 10021
George Carlone	530 E. 72nd st 21B NY, NY 10021
Danielle Hsu	530 E 72nd St NYC 10013

Name	Address/Date
S. Balan	530 E 72nd St NY NY 4G
Diane Yorkell	530 E 72 St NYC NY 7D
michele yarwell	530 E 72 St NYC NY 7D
Richard Cohen	530 E. 72nd St, NY, NY 7C
Jill Cohen	530 E. 72nd St., NY, NY 7C
Robert Landon	530 E. 72 St NY NY 6C
LEFKOWITZ	530 E. 72nd st NY NY 10021
Ben Koff	530 E. 72nd St NY NY 10021
Gwendolyn Leslie	530 E 72 ST N.Y.C. 16F
Greg Leslie	530 E. 72 St 16F
Alice L. Kroger	530 E 72 St 18F
Andrew + Carol Mosher	530 E72 #14D
Ken Balk	530 E 72 4C
Celia + Rob Smith	531 E 72nd 14A
Richard & Cheryl Snyder	530 E. 72nd, 15E&F
Willy Breeden	530 E. 72nd 18D - 3C
"	
John Ariel	530 E 72 NYNY 10021 20A 6-29-08
FIONA HIGGINS	530 E. 72ND ST, #17-B, NY 10021 6/29/08
TOM HIGGINS	530 E. 72ND ST, #17-B, NY 10021 6/29/08
Milton Richter	530 E. 72 St. #9E NYC 10021

Name	Address/Date
Ben Brafman	520 E. 72nd St. Apt 12F NY, NY 10021 6/30/08
[illegible]	520E 72 7A 6-30-08
Adrienne H. Do	520 E. 72 St 7A 06/30/08
[illegible]	520 E 72 Apt 1K 06/30/08
Jessica Levine	520 E 72nd St. Apt 9F NY 10021 6/30/08
[illegible]	520 E 72nd St Apt 9F NY 10021 30 Jun'c
[illegible]	520 E. 72nd St 5E NY NY 10021
Rhoda Cohen	520 E. 72 St 12K 10021 6/30/08
[illegible]	520 E 72nd St 8C NYNY 10021 6/30/08
Jeannine Snyder	520 East 72 ND St #12K NYC. 10021. 6/30/c
[illegible]	520 East 72nd Street N.Y. 10026 6/3
Karen Steyer	520 EAST 72nd STREET Apt 9M
[illegible]	520 East 72 Street Apt 6H. 6/30.
[illegible]	520 E. 72 St. 7U NYC #7U 6/30/08
Rita Lynch	520 E. 72 St. NY NY 10021 Apt. 15E
Joan Wabnowski	520 E 72nd St NY NY 10021 Apt 8N
Patty Della Pergola	520 E 72nd NY NY 10021 Apt 5C
[illegible]	520 E 72nd NY NY 10021 apt 12-D
[illegible]	520 E. 72nd NY NY 10021 1H
[illegible]	520 E. 72nd St NYC 10021 PH-J
[illegible]	520 E. 72 St N.Y.C. 10021 PH-J

Name	Address/Date
	520 - E 72 ND St #9-U, NYC 10021
Lois Seibold	520 - E 72nd St #8K, NY, NY 10021
	520 - East 72 St. #5N NY, NY 1002
	520 " 72ND ST. #3D NY 10021
Lee Nussdorf	520 East 72nd St. #7E, NY NY 10021
Lynn Steckler	520 East 72nd St. #10J NY, NY 10021
	520 E 72 St 8HA NY. 10021
	520 E. 72nd St. 9H NY 10021.
	520 E. 72nd St, 4E 10021
	520 E. 72 ST. 10021 101
	520 E 72 St APT 7H 10021
	520 E. 72nd St. #10K 10021
	520 E 72 St. 1C-D NYC 10021
	520 E 72 St NY, 10021 7/1/08
	520 E 72 St 11F N.Y 10021 7/1/08
	520 E 72 ST 9J NY 10021 7/1/08
	520 E. 72 St. 9F NYC 10021
Victoria Bernard	520 E 72nd ST. #6B, NY, NY 10021
	520 E. 72nd St. #10-E, NY. NY 10021
	520 E 72nd #4M NY NY 10021
Helen Lee	520 East 72nd ST. 9H NY NY 10021

Name	Address/Date
[illegible]	520 E 72nd St. [redacted] 7/1/08
[illegible]	520 E 72nd St 2J 7/1/08
[illegible]	520 E. 72nd St. 7S 7/1/08
[illegible]	530 E. 72nd St 7/1/08

SAVE OUR PARK

We, the undersigned, strongly oppose the Hospital for Special Surgery's proposed construction of a 12-story building over the FDR Drive between 71st and 72nd Street.

In a *neighborhood already taxed to the limit* by hospital traffic, our small park overlooking the East River provides relief to hundreds of residents, patients, and hospital employees daily.

In 1994, Special Surgery construction over the FDR Drive at 71st Street destroyed much of the riverfront view with a hideous building.

Now, the Hospital for Special Surgery proposes to further wall in our park and block that entire panorama forever.

JULY 2, 2008

Name	Address
Tamara Beck	531 E 72nd St 5A NYC, NY
Emily Kay	527 E 72nd #4A NY NY
Edward DEITZ	ONE GRACIE SQUARE NYC
Norma Phillips	
Michelle Dunn	523 E 72 apt 3A
Nancy Koch	311 E 72nd St
Mike J. Fidela	525 E 72 St 9I
Jim Gitman	200 E 89th #17D NY.

Kevin J Smith
527 E 72nd St
NY, NY 10021
Angelo Telesmanic 18 South Seven Street Pearl River N.Y. 10965
Edwina Deitz : 7 Gramercy Park W Apt. 27A NY NY 10003
Mirela Blumaru 175-57 Dalny Rd 1st Fl Jamaica NY 11432
Lori Letteri 107-40 Queens Blvd Apt 8M Forest Hills NY 11375
CHRIS PAUN 3W 57 ST, NEW YORK, NY 10019
Samantha Deitz 610 West End Ave NYC 10024
Veronica Lin Middle Vlg. NY 11379
Kevin Hanyle 69-06 Jay R. 11379
Helen Telesmanic 18 South Seven Street Pearl River NY 10965
ELFRIEDA DEITZ ONE GRACIE SQ NY 10028
Carey Servidak 34-46 89th Jackson Hgts, NY 11372
Kevin Key 527 East 72nd 1A
[illegible] 153-16 83RD ST. Apt 16A Howard Beach, NY 11414
[illegible] 422 East 72 St NYC NY 10021.
[illegible] 525 E 72 St NY NY 10021
Klara Borowska 521 E. 72 St. N.Y. 10021
Leo. Borowska 521 E. 72 ST NY 10021
[illegible] 520 E 72nd NY 10021
Mark Shedd 525 E 72 NY NY 10021
Maonce Horcado 525 E 72 NY 10021
FRED ABRAM 525E72 NY 10021
[illegible] 525 E 72 NY 10021
Elsa Mond 525 72 st. NY 10021
Amber [illegible] 527 E 72nd NYC 10021

Héctor Cordovés	525 E 72nd street.
Luz M. Graziani	254 San José St. Old San Juan, PR. 00901
Xavier Blanco	" " " " " " " "
DR. A. KRATTER	525 E 72 St
RITA. GABRIZ	
Cassandra Vega	155 Lexington ave apt 3C NY NY 10028
L. Andrew Johnston	535 E 72, Apt 5b
Carol Cheli	541 E 72nd Street Apt 4A NY NY 1002
Luigi Cheli	541 E 72nd Street, Apt. 4A NY NY 100
Maria Viapiano	531 E 72 Apt. 4CD NY NY 10021
Jacques Letalon	531 E 72 Apt. 5CD NY NY 10021
Ben Q. [illegible]	531 E. 72nd Street NY NY 10021
S.D. Plumpin	541 E 72 NYC
Laura Plumpin	541 E. 72
Olivia Plumpin	541 E 72
Anetta McGuyle	541 E. 72
Thomas Chiumi	531 E. 72
Dylan Kay	527 E 72nd #1A
Carly Kay	527 E 72nd NYC

HEDI RUTH LESSER 525 E 72nd 9H 10021
Hans Beckman 525 72ND St. #4A
Debra Brown Steinberg 525 72nd st #38E
[illegible] 525 E 72nd ST #43H
Janet Sanders 525 E. 72nd 42I
John Churnetski 525 E 72nd 37D
MOSHE STEINBERG 38E
Abraham Palestrant 525 E 72nd st
Pamela K. Anderson 525 East 72nd St, NYC 10021
Gail Lennon 525 E 72nd st 32E
[illegible] 525 E 72nd St 4H
Katherine Key 7 Crabapple Lane Middletown, NY