














# HURRICANE SANDY RECOVERY

## PARTNER AGENCIES & OFFICES

-  DCAS
-  DCP
-  DDC
-  DEP
-  DOB
-  DOITT
-  DOT
-  DPR
-  DSNY
-  HPD
-  NYC H + H
-  NYCEDC
-  NYCEM
-  NYCHA

Mayor's Office  
of Housing  
Recovery  
Operations

Mayor's Office  
of Recovery and  
Resiliency

Hurricane Sandy was unlike any storm in the City's long recorded history and followed a century in which sea levels had risen by more than one foot. The timing and storm surge, and underlying conditions that were exacerbated by the effects of climate change over time, resulted in an unprecedented amount of damage to the City's housing stock, business sectors, shorelines and critical infrastructure. In Fiscal 2018, the City reached a number of significant milestones in its housing, infrastructure and economic recovery efforts. Most significant is the hastened pace of Build It Back construction where the City has worked aggressively to complete the recovery effort. Going forward, the administration will continue to leverage our comprehensive over-\$20 billion resiliency plan to make communities stronger and more resilient as we rebuild.

## HOUSING RECOVERY

The Build It Back single family program is funded by \$2.2 billion in federal Community Development Block Grant Disaster Recovery (CDBG-DR) dollars and overseen by the Mayor's Office of Housing Recovery Operations (HRO) in coordination with the Departments of Housing Preservation and Development (HPD) and Design and Construction (DDC). The program assists homeowners, renters and landlords through property rehabilitation or reconstruction, home elevation, reimbursement for permanent repairs already completed or acquisition of homes.

Through Fiscal 2018, Build It Back moved aggressively towards completion of the City's Hurricane Sandy housing recovery efforts. New innovations, such as the Modular Construction Program—which includes approximately 100 homes in Staten Island and Queens—have sped up the completion of homes and expanded contractor capacity. Through June 30, 2018, the program has served 99 percent of approximately 8,300 homeowners through either a reimbursement check, construction start or acquisition—representing 12,500 families across New York City's floodplain. The vast majority of these homeowners have received their full benefit, including construction, reimbursement or acquisition of their home. Ninety-eight percent of City-managed construction projects are completed, as well as 92 percent of all construction projects including homeowner-managed construction.

When the de Blasio administration took office in 2014, zero homeowners had started construction and zero reimbursement checks had been issued. By the end of Fiscal 2018, Build It Back had started construction on 5,145 homes, of which 4,764 have been completed. In addition, Build It Back distributed nearly \$134 million in reimbursement checks to over 6,100 families. Build It Back construction partner HPD also accelerated relief to multifamily households, benefiting more than 19,500 households in 142 developments through repair, resiliency and reimbursement services, as well as 242 low-income households through rental assistance.

Performance Indicators	Actual					Cumulative as of 6/30/2018	Cumulative percent complete as of 6/30/2018
	FY14	FY15	FY16	FY17	FY18		
Number of Homeowners Who Selected Benefit Options	2,237	5,236	1,029	160	15	8,309	100%
Design Starts in Build it Back Households	534	2,382	2,796	134	26	5,140	100%
Total Construction Starts in Build it Back Households	93	1,304	1,721	1,715	452	5,140	100%
Construction Completions of Build it Back Households	15	757	1,303	1,948	704	4,727	92%
Reimbursement Checks Issued to Build it Back Households	316	3,611	1,966	141	79	6,112	100%
Homeowners Served	369	3,951	2,642	1,005	330	8,282	99%

\* The cumulative totals do not equal the sum of reported fiscal year data due to applicant attrition or changes in applicant program selection.

## **BUILD IT BACK COMMUNITY HOUSING RECOVERY PROJECTS FOR MULTIPLE FAMILIES**

By the end of Fiscal 2018, Build It Back continued to make progress on its most complex and challenging projects, including those with multiple families. The City is completing the elevation and rebuilding of attached homes in Coney Island. In the Sheepshead Bay Courts, the City is nearing completion of rebuilding and elevating homes and working on replacing infrastructure, with the investment of additional funding for infrastructure improvements.

## **PARTNERSHIP WITH DEPARTMENT OF DESIGN AND CONSTRUCTION ON MODULAR CONSTRUCTION PROGRAM**

Build It Back began a Modular Construction Program in Fiscal 2017. The first homes were delivered to Staten Island and set on their new foundations in the first quarter of Fiscal 2018. By the end of Fiscal 2018, 25 homes in Staten Island and 44 in Queens were delivered and set on their foundations.

## **BUILD IT BACK - ACQUISITION AND BUYOUT**

The Acquisition and Buyout Program of Build It Back offers homeowners the option to sell their properties for housing redevelopment or for permanent open space use as mitigation from future flooding. For homeowners facing the most difficult and time-intensive construction projects, starting in September 2016, the program offered up to \$150,000 in financial resettlement incentives to better enable applicants who were selling their primary residence to the program to purchase a replacement primary residence. A total of 122 homes are expected to be purchased, of which 30 homeowners are expected to receive incentives. As of June 30, 2018, 105 of 122 properties have been purchased through this program and 20 of 30 applicants received their resettlement incentives payment toward the purchase of a replacement property.

## **INFRASTRUCTURE AND CRITICAL SERVICES RECOVERY**

Through the Federal Emergency Management Agency's (FEMA) Public Assistance program and other federal recovery grant sources, the Office of Recovery and Resiliency (ORR) is coordinating approximately \$10 billion in recovery work on infrastructure and critical services across the City, while investing in these assets to make them more resilient. Notable milestones completed on recovery projects in Fiscal 2018 from the City's comprehensive citywide resiliency program include the following:

- The NYC Department of Environmental Protection (DEP) completed facility planning and entered the design phase on six projects implementing critical system resiliency measures at Bowery Bay, Hunts Point, Newtown Creek, Red Hook, Port Richmond, and Owls Head Wastewater Treatment Plants as part of DEP's \$406 million NYC Wastewater Resiliency Program. DEP also commenced work on two new projects at Tallman Island and Wards Island Wastewater

Treatment Plants. DEP engaged with the design firms and is coordinating with operating bureau representatives to ensure that impacts to plant and facility operations are minimized during extreme weather events.

- The New York City Housing Authority (NYCHA) is completing over \$128 million of design work that will address the Sandy damaged developments as part of the \$3 billion NYCHA Office of Recovery and Resilience portfolio. Currently, over \$1.43 billion of construction projects are underway.
- The Department of Transportation (DOT) reached over 62 percent completion of the rehabilitation to the Battery Park/West Street underpasses in Lower Manhattan and reached 100 percent completion on the Carroll Street and Metropolitan Avenue Bridges in Brooklyn; and the 145th Street, Third Avenue and Madison Avenue Bridges (all Harlem River Bridges). Another seven bridges have reached 70 percent completion. Five street reconstruction projects in Staten Island and Queens, valued at \$56.5 million total, began construction in Fiscal 2018.
- The Department of Parks and Recreation completed design on approximately \$8.9 million of resiliency-related projects and completed construction on another \$541,000 of resiliency-related projects across the City.

## ECONOMIC RECOVERY AND WORKFORCE DEVELOPMENT

In Fiscal 2018, the Department of Small Business Services (SBS) disbursed \$406,478 in loans and grants to 13 businesses through the Hurricane Sandy Business Loan and Grant Program, which has awarded over \$54 million—\$47 million in grants and \$7 million in loans—to 352 businesses since the start of the program.

In addition to assisting recovery, the City has made efforts to ensure businesses are better prepared for future storms and the impacts of climate change. During Fiscal 2018, the SBS BusinessPREP program provided risk assessments to more than 210 Sandy-impacted businesses in all five boroughs and close to \$250,000 in grants to 85 businesses. New York City Economic Development Corporation's RISE : NYC program continued its deployment of 11 innovative technology systems at small businesses affected by Hurricane Sandy. The resiliency solutions include energy technologies, building systems and resilient telecommunication networks. NYC Daylighting, Inc. continued its installation of natural daylighting systems at businesses in the Rockaways and goTenna has distributed nearly 4,000 of its devices to small business beneficiaries. Other resiliency technology providers have been working to register small businesses to participate in the program and finalize implementation plans.

In all of its work, Build It Back is committed to providing high-quality employment for New Yorkers impacted by Hurricane Sandy. The City's Sandy Recovery Hiring Plan advances the hiring of Sandy-impacted residents, women, minorities, and Section 3 residents through Build It Back contracts. The City's Sandy Recovery Workforce1 system, spearheaded by SBS, offers job placement services—including employment with Build It Back and other local employers—and vouchers for employment skills training for residents of Sandy-impacted neighborhoods. Through this initiative, SBS launched the Sandy Recovery Workforce1 Center in Coney Island and funded dedicated staff at existing Workforce1 Centers in Rockaway and Staten Island. In partnership with community and faith-based organizations, as well as participating trade unions and contractors, the Workforce1 Program links local workers to employment, pre-apprenticeship and apprenticeship programs.

The City's Sandy Recovery Hiring Plan encourages Build It Back contractors and subcontractors to hire 20 percent local residents on the recovery projects. Twenty-three percent of all trades workers working on Build It Back are from Sandy-impacted neighborhoods. Build It Back and Sandy Recovery Workforce1 have provided jobs for over 1,600 Sandy-impacted New Yorkers including over 1,100 working on Build It Back. Approximately 150 Sandy-impacted residents are working as apprentices after pre-apprenticeship training provided through Sandy Recovery Workforce1, preparing them for union construction careers as roofers, metal lathers, painters, laborers, plumbers, electricians and carpenters.

## NOTEWORTHY CHANGES, ADDITIONS OR DELETIONS

None.

## ADDITIONAL RESOURCES

For additional information on items referenced in the narrative, go to:

- OneNYC: The Plan for a Strong and Just City  
<http://www1.nyc.gov/html/onenyc/index.html>
- One City, Rebuilding Together  
[http://www1.nyc.gov/assets/home/downloads/pdf/reports/2014/sandy\\_041714.pdf](http://www1.nyc.gov/assets/home/downloads/pdf/reports/2014/sandy_041714.pdf)
- Build it Back Progress Update: October 2017  
[http://www.nyc.gov/html/recovery/downloads/pdf/october\\_2017\\_build\\_it\\_back\\_progress\\_update.pdf](http://www.nyc.gov/html/recovery/downloads/pdf/october_2017_build_it_back_progress_update.pdf)
- NYC Recovery and Resiliency Interactive Map  
<https://maps.nyc.gov/resiliency/>