

Results from NYC Feedback Citywide Customer Survey

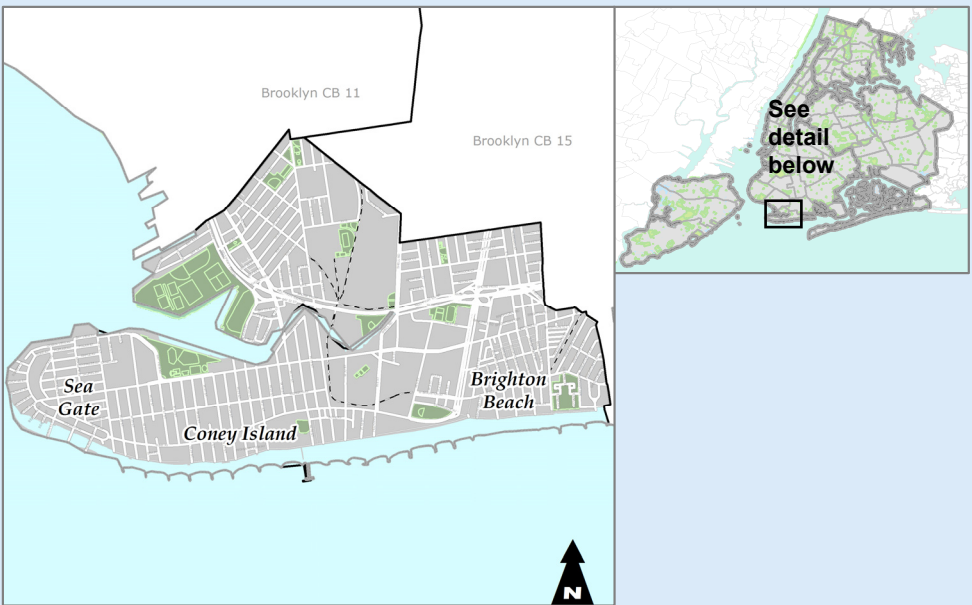
Brooklyn Community Board #13

Background: Brooklyn Community Board #13

<p>Population and Households</p> <ul style="list-style-type: none"> • Total Population: 103,687 • Total Households: 43,215 <p>Median Annual Household Income (2006 Inflation-Adjusted Dollars)</p> <ul style="list-style-type: none"> • \$27,983 	<p>Gender</p> <ul style="list-style-type: none"> • Male: 46% • Female: 54% <p>Age</p> <ul style="list-style-type: none"> • <18 years old: 17% • 18-54 years old: 43% • 55+ years old: 39% 	<p>Race/Ethnicity</p> <ul style="list-style-type: none"> • Non-Hispanic White: 63% • Non-Hispanic Black: 12% • Non-Hispanic Asian: 10% • Hispanic: 15% • Other: 0%
---	---	--

Source: U.S. Census Bureau - 2006 American Community Survey, Population Division - New York City Department of City Planning

The Neighborhoods of Brooklyn Community Board #13

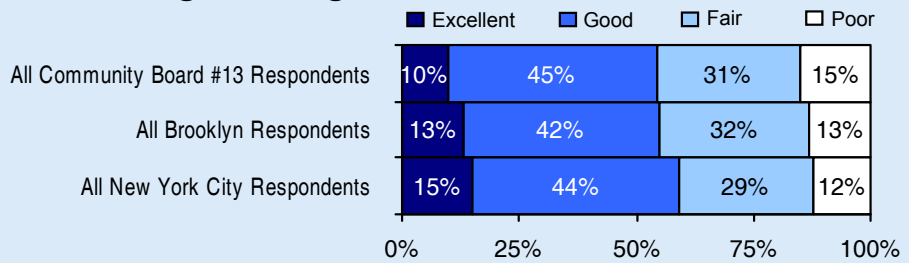


Source: NYC Planning Department

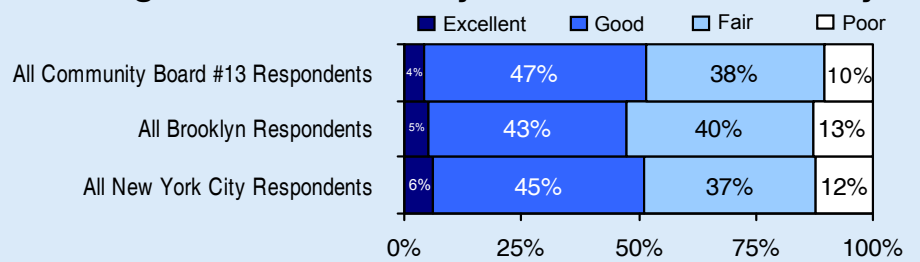
Survey Responses: Brooklyn Community Board #13

- 432 Responses
- 16.4% Response Rate
- ±4.7% Margin of Error (95% Confidence Interval)

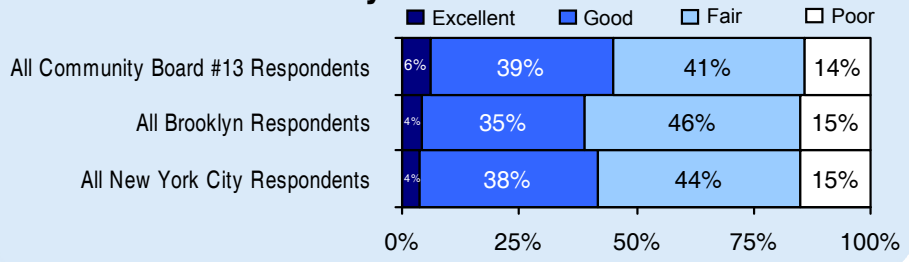
Ratings of Neighborhood as a Place to Live



Ratings of Overall Quality of Life in New York City



Ratings of Overall Quality of New York City Government Services



Index Ratings: Brooklyn Community Board #13 Compared to Ratings Given by All Respondents

 All Community Board #13 Respondents
 All New York City Respondents

	Excellent	Good	Fair	Poor	Index Score
Social Support Services Index	6%	27%	34%	32%	68
	4%	19%	35%	42%	58
Public Education Index	6%	31%	44%	18%	82
	6%	30%	39%	25%	75
Cleaning and Maintenance Index	9%	40%	31%	19%	81
	13%	41%	29%	17%	83
Streets and Sidewalks Index	6%	37%	36%	21%	79
	9%	36%	34%	21%	79
Mass Transit Services Index	8%	47%	33%	11%	89
	10%	42%	34%	14%	86
Neighborhood Public Safety Index	14%	49%	26%	10%	90
	18%	45%	26%	12%	89

Most Important Issues Facing New York City: Brooklyn Community Board #13

Survey respondents were asked to name what they thought were the three most important issues facing New York City. The three responses most commonly given by Brooklyn Community Board #13 respondents are listed below.

1. Crime
2. Mass Transit
3. Housing

Ratings of Neighborhood Services: Brooklyn Community Board #13

Survey respondents rated 24 services in their neighborhood. The highest and lowest rated services are displayed below.

Highest Rated

1. Fire protection services
2. Emergency medical services
3. Public libraries
4. Subway services
5. Household garbage pick-up

Lowest Rated

1. Control of street noise
2. Rat control
3. Storm water drainage and sewer maintenance
4. Maintenance of streets and roads
5. Maintenance of sidewalks