

# Results from NYC Feedback Citywide Customer Survey

## Brooklyn Community Board #9

### Background: Brooklyn Community Board #9

**Population and Households**

- Total Population: 110,333
- Total Households: 39,794

**Gender**

- Male: 44%
- Female: 56%

**Race/Ethnicity**

- Non-Hispanic White: 14%
- Non-Hispanic Black: 75%
- Non-Hispanic Asian: 1%
- Hispanic: 8%
- Other: 2%

**Median Annual Household Income**

- \$34,151  
(2006 Inflation-Adjusted Dollars)

**Age**

- <18 years old: 25%
- 18-54 years old: 55%
- 55+ years old: 20%

Source: U.S. Census Bureau - 2006 American Community Survey, Population Division - New York City Department of City Planning

### The Neighborhoods of Brooklyn Community Board #9

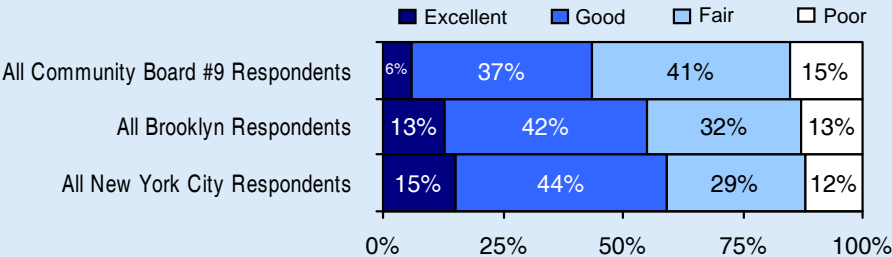


Source: NYC Planning Department

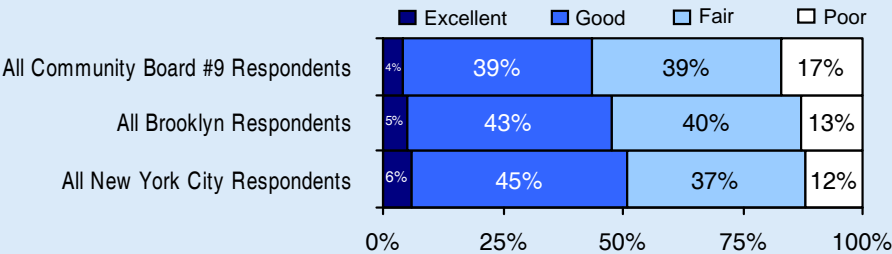
### Survey Responses: Brooklyn Community Board #9

- 356 Responses
- 13.0% Response Rate
- ±5.2% Margin of Error (95% Confidence Interval)

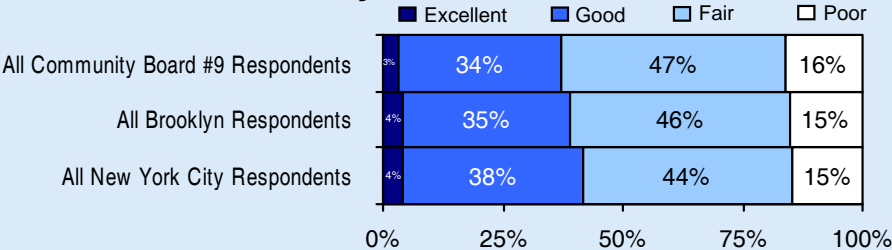
#### Ratings of Neighborhood as a Place to Live





#### Ratings of Overall Quality of Life in New York City



#### Ratings of Overall Quality of New York City Government Services



## Index Ratings: Brooklyn Community Board #9 Compared to Ratings Given by All Respondents

 All Community Board #9 Respondents  
 All New York City Respondents

	Excellent	Good	Fair	Poor	Index Score
<b>Social Support Services Index</b>	2%	16%	33%	49%	<b>51</b>
	4%	19%	35%	42%	<b>58</b>
<b>Public Education Index</b>	3%	22%	44%	32%	<b>68</b>
	6%	30%	39%	25%	<b>75</b>
<b>Cleaning and Maintenance Index</b>	10%	36%	33%	21%	<b>79</b>
	13%	41%	29%	17%	<b>83</b>
<b>Streets and Sidewalks Index</b>	8%	33%	35%	24%	<b>76</b>
	9%	36%	34%	21%	<b>79</b>
<b>Mass Transit Services Index</b>	10%	43%	33%	14%	<b>86</b>
	10%	42%	34%	14%	<b>86</b>
<b>Neighborhood Public Safety Index</b>	12%	38%	30%	19%	<b>81</b>
	18%	45%	26%	12%	<b>89</b>

## Most Important Issues Facing New York City: Brooklyn Community Board #9

Survey respondents were asked to name what they thought were the three most important issues facing New York City. The three responses most commonly given by Brooklyn Community Board #9 respondents are listed below.

1. Housing
2. Crime
3. Jobs

## Ratings of Neighborhood Services: Brooklyn Community Board #9

Survey respondents rated 24 services in their neighborhood. The highest and lowest rated services are displayed below.

### Highest Rated

1. Fire protection services
2. Emergency medical services
3. Public libraries
4. Household garbage pick-up
5. Availability of health care services

### Lowest Rated

1. Rat control
2. Control of street noise
3. Police-Community relations
4. Crime control
5. Storm water drainage and sewer maintenance