

Results from NYC Feedback Citywide Customer Survey

Bronx Community Board #9

Background: Bronx Community Board #9

Population and Households

- Total Population: 180,396
- Total Households: 65,245

Gender

- Male: 47%
- Female: 53%

Race/Ethnicity

- Non-Hispanic White: 3%
- Non-Hispanic Black: 32%
- Non-Hispanic Asian: 6%
- Hispanic: 57%
- Other: 3%

Age

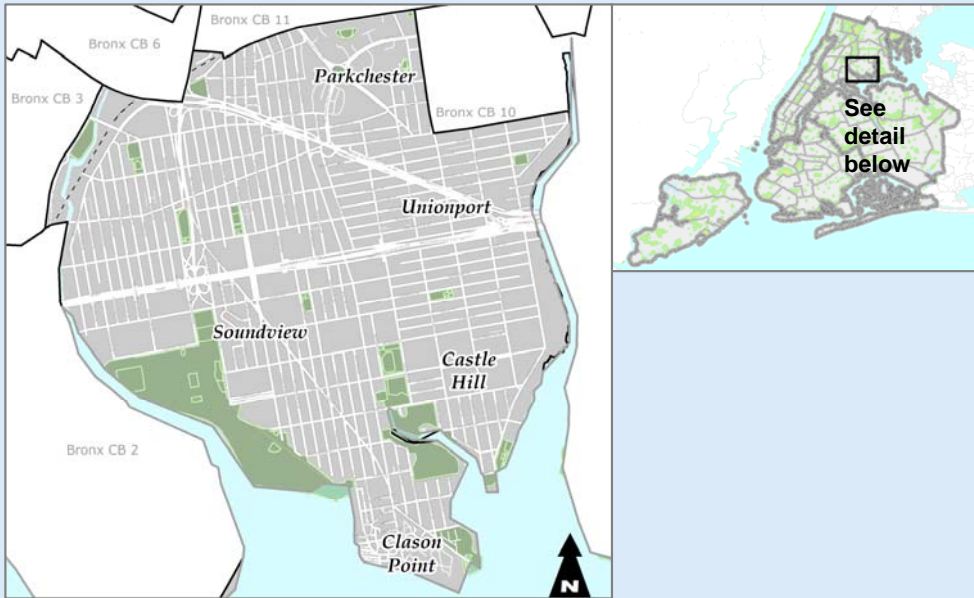
- <18 years old: 28%
- 18-54 years old: 52%
- 55+ years old: 20%

Median Annual Household Income

- \$34,630
(2006 Inflation-Adjusted Dollars)

Source: U.S. Census Bureau - 2006 American Community Survey, Population Division - New York City Department of City Planning

The Neighborhoods of Bronx Community Board #9

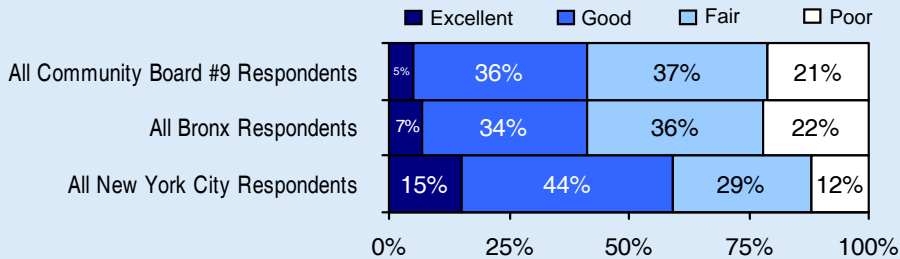


Source: NYC Planning Department

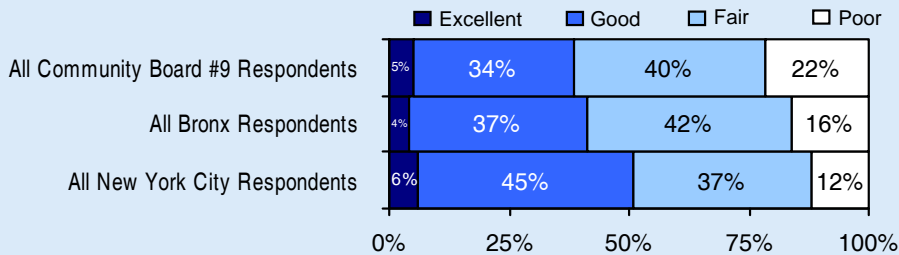
Survey Responses: Bronx Community Board #9

- 359 Responses
- 13.3% Response Rate
- ±5.2% Margin of Error (95% Confidence Interval)

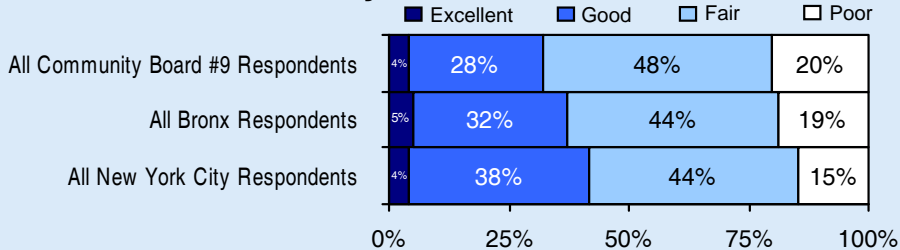
Ratings of Neighborhood as a Place to Live





Ratings of Overall Quality of Life in New York City



Ratings of Overall Quality of New York City Government Services



Index Ratings: Bronx Community Board #9 Compared to Ratings Given by All Respondents

 All Community Board #9 Respondents
 All New York City Respondents

| | Excellent | Good | Fair | Poor | Index Score |
|----------------------------------|-----------|------|------|------|-------------|
| Social Support Services Index | 2% | 17% | 39% | 41% | 59 |
| | 4% | 19% | 35% | 42% | 58 |
| Public Education Index | 7% | 28% | 36% | 28% | 72 |
| | 6% | 30% | 39% | 25% | 75 |
| Cleaning and Maintenance Index | 12% | 40% | 27% | 21% | 79 |
| | 13% | 41% | 29% | 17% | 83 |
| Streets and Sidewalks Index | 10% | 33% | 35% | 22% | 78 |
| | 9% | 36% | 34% | 21% | 79 |
| Mass Transit Services Index | 9% | 38% | 38% | 15% | 85 |
| | 10% | 42% | 34% | 14% | 86 |
| Neighborhood Public Safety Index | 14% | 39% | 32% | 16% | 84 |
| | 18% | 45% | 26% | 12% | 89 |

Most Important Issues Facing New York City: Bronx Community Board #9

Survey respondents were asked to name what they thought were the three most important issues facing New York City. The three responses most commonly given by Bronx Community Board #9 respondents are listed below.

1. Housing
2. Jobs
3. Crime

Ratings of Neighborhood Services: Bronx Community Board #9

Survey respondents rated 24 services in their neighborhood. The highest and lowest rated services are displayed below.

Highest Rated

1. Fire protection services
2. Emergency medical services
3. Condition of street trees
4. Public libraries
5. Household garbage pick-up

Lowest Rated

1. Availability of cultural activities
2. Control of street noise
3. Rat control
4. Police-Community relations
5. Storm water drainage and sewer maintenance