

2019 INTIMATE PARTNER VIOLENCE SNAPSHOTS

NEW YORK CITY COMMUNITY BOARD DISTRICTS



**Mayor's Office to
End Domestic and
Gender-Based Violence**



TABLE OF CONTENTS

	Page
Introduction	2
Bronx Community District Snapshots	3
Brooklyn Community District Snapshots	16
Manhattan Community District Snapshots	35
Queens Community District Snapshots	48
Staten Island Community District Snapshots	63
Appendix	67
Maps	70

2019 Intimate Partner Violence Snapshots: New York City Community Board Districts

Introduction

This is the seventh annual *Intimate Partner Violence Snapshots: New York City Community Board Districts*, which provides snapshots of intimate partner violence¹ incident and offense statistics for each community board district in the city.

These snapshots provide an overview of the occurrence of intimate partner violence throughout the city and the services available for victims of gender-based violence through the Mayor's Office to End Domestic and Gender-Based Violence (ENDGBV).

This report is published alongside a partner report, *Family-Related Violence Snapshots: New York City Community Board Districts*, which covers family violence in the city. Together, family violence and intimate partner violence offenses comprise the total domestic violence offenses in New York City.

The domestic violence incident and offense data were obtained from the New York City Police Department (NYPD). Please note, intimate partner complaint and domestic incident report data are preliminary and subject to further revision by the NYPD. The snapshots include:

- 1) **Domestic Incident Reports:** The number and percentage of domestic violence incidents in each community board that were between intimate partners. Please note, for some domestic incident reports, the relationship categorization was missing; so, these reports are excluded from the number and percentage of intimate partner reports. The bar graph presents a comparison with the community boards in the borough with the highest and lowest frequencies of intimate partner domestic incident reports.
- 2) **Felony Assault Offenses:** The number and percentage of felony assault offenses in each community board that were between intimate partners. The bar graph presents a comparison with the community boards in the borough with the highest and lowest frequencies of intimate partner felony assault.
- 3) **Rape Offenses:** The number and percentage of rape offenses in each community board that were between intimate partners. The bar graph presents a comparison with the community boards in the borough with the highest and lowest frequencies of intimate partner rape.

For additional information please contact Kristina Arakelyan, Director of Research and Evaluation, at the Office to End Domestic and Gender-Based Violence (ENDGBV) at (212) 788-2663 or KArakelyan@endgbv.nyc.gov.

¹ NYC ENDGBV analyzed NYPD data on domestic violence. Incidents were separated into intimate partner violence (IPV) and family-related based on the following suspect-victim relationship categories:

IPV— boyfriend, common law husband, common law wife, divorced, ex-boyfriend, ex-girlfriend, fiancé/fiancée, former intimate partner, formerly married, girlfriend, husband, intimate partner/dating, married, parents boyfriend/girlfriend, same sex partner, wife

Family-related — aunt, brother, child of victim, daughter, father, grandchild, grandfather, grandmother, guardian, in-law, mother, nephew, niece, other relative, parent of victim, relative, sister, son, step-father/mother, uncle

Bronx:

Intimate partner violence snapshot

- 1** In 2019, there were **30,665 intimate partner domestic incident reports (DIRs)** in the Bronx. These comprised **65%*** of the borough's domestic incident reports.

*This percentage excludes reports with missing relationship field.

- 2** In 2019, there were **1,556 intimate partner felony assaults** in the Bronx. These comprised **69%** of the borough's domestic violence felony assaults.

- 3** In 2019, there were **102 intimate partner rapes** in the Bronx. These comprised **63%** of the borough's domestic violence rapes.

4 **HELP IS AVAILABLE**

In the case of an emergency, call 911.




For information and non-emergency services, call 311 or the NYC Domestic Violence Hotline at 1-800-621-HOPE (4673).

Find resources and support in NYC at nyc.gov/nychope.

For walk-in services, visit one of the NYC Family Justice Centers.

NYC Family Justice Center, Bronx

Address: 198 East 161st Street, Bronx, NY 10451 Phone: (718)508-1222

Subway: Take the  or   to 161st St. Yankee Stadium. Exit near the intersection of E. 161st St. and River Ave. Walk east on 161st St. towards Grand Concourse. The Center is at the corner of E. 161st St. and Sheridan Ave.

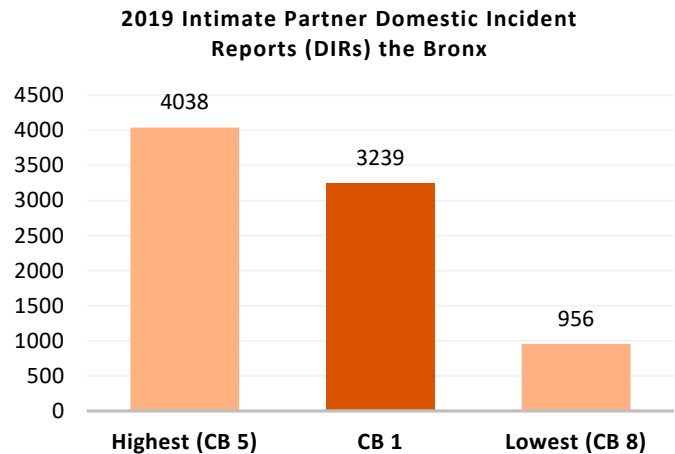
Bus: The BX1, BX2, BX6, and BX 13 all stop near the Center.

Services are free and confidential. All are welcome regardless of gender identity or expression, sexual orientation, language, or immigration status.

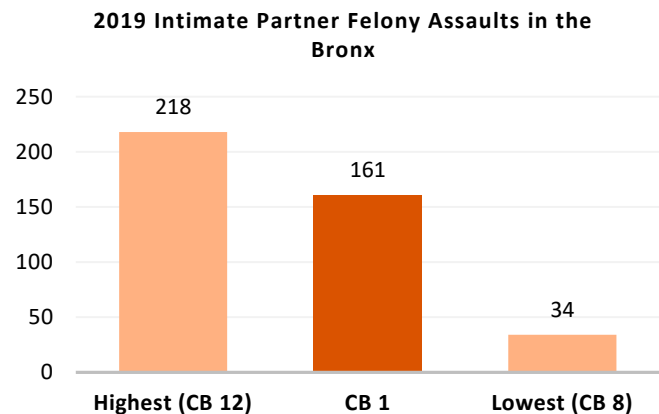
COMMUNITY BOARD 1: Mott Haven and Melrose

- 1** In 2019, there were **3,239 intimate partner domestic incident reports** in Bronx Community Board 1, comprising **63%*** of the neighborhood's domestic incident reports.

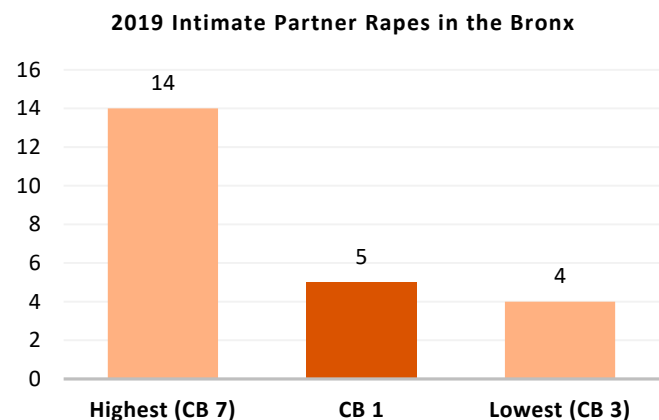
*This percentage excludes reports with missing relationship field.



- 2** In 2019, there were **161 intimate partner felony assaults**, comprising **70%** of the neighborhood's domestic violence felony assaults.



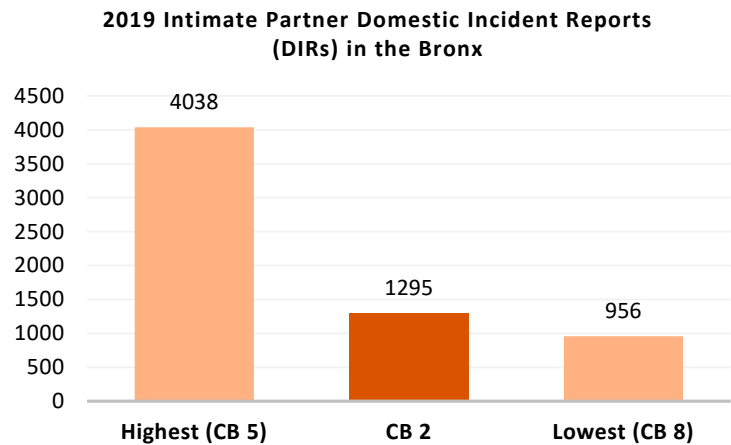
- 3** In 2019, there were **5 intimate partner rapes**, comprising **42%** of the neighborhood's domestic violence rapes.



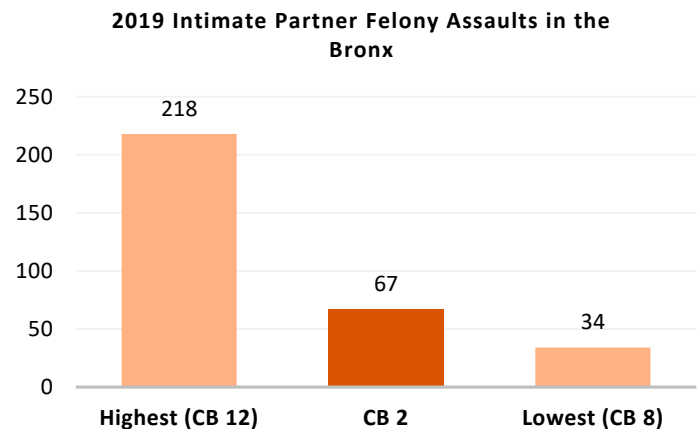
COMMUNITY BOARD 2: Hunts Point and Longwood

- 1 In 2019, there were **1,295 intimate partner domestic incident reports** in Bronx Community Board 2, comprising **67%*** of the neighborhood's domestic incident reports.

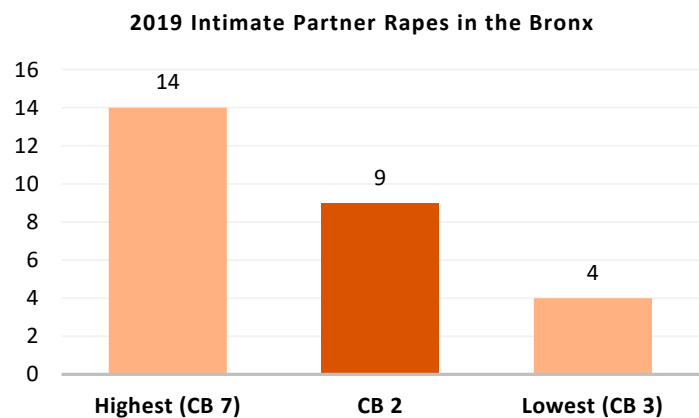
*This percentage excludes reports with missing relationship field.



- 2 In 2019, there were **67 intimate partner felony assaults**, comprising **74%** of the neighborhood's domestic violence felony assaults.



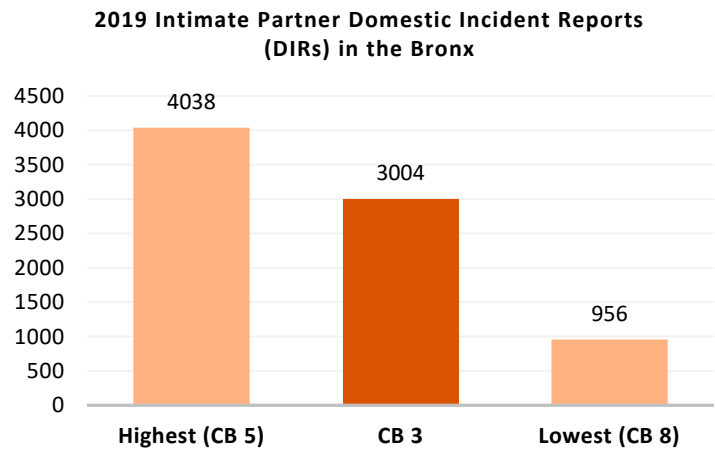
- 3 In 2019, there were **9 intimate partner rapes**, comprising **82%** of the neighborhood's domestic violence rapes.



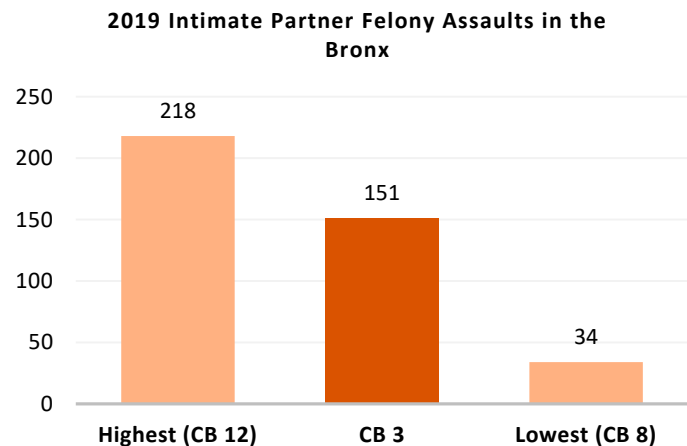
COMMUNITY BOARD 3: Morrisania and Crotona

- 1 In 2019, there were **3,004 intimate partner domestic incident reports** in Bronx Community Board 3, comprising **60%*** of the neighborhood's domestic incident reports.

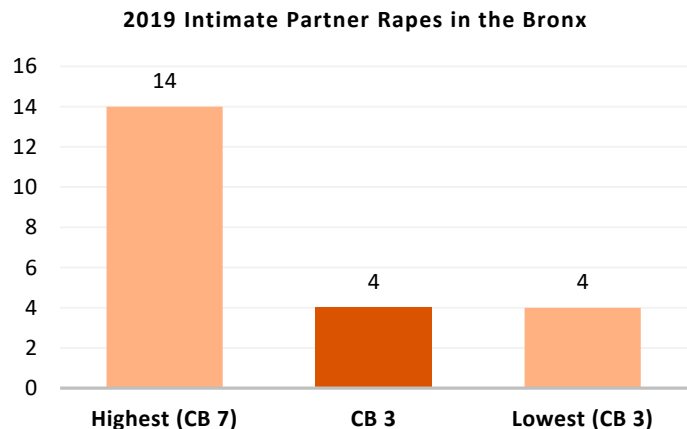
*This percentage excludes reports with missing relationship field.



- 2 In 2019, there were **151 intimate partner felony assaults**, comprising **75%** of the neighborhood's domestic violence felony assaults.



- 3 In 2019, there were **4 intimate partner rapes**, comprising **57%** of the neighborhood's domestic violence rapes.

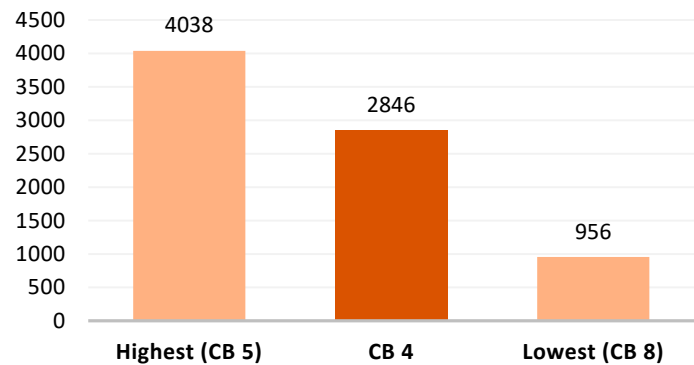


COMMUNITY BOARD 4: Highbridge and Concourse

- 1** In 2019, there were **2,846 intimate partner domestic incident reports** in Bronx Community Board 4, comprising **63%*** of the neighborhood's domestic incident reports.

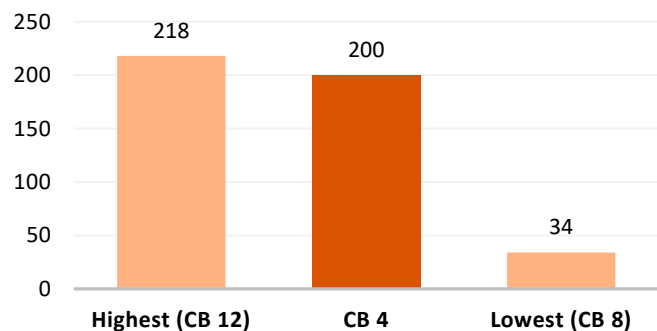
*This percentage excludes reports with missing relationship field.

2019 Intimate Partner Domestic Incident Reports (DIRs) in the Bronx



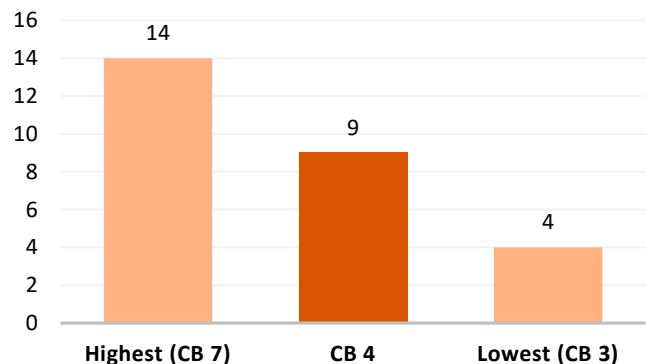
- 2** In 2019, there were **200 intimate partner felony assaults**, comprising **68%** of the neighborhood's domestic violence felony assaults.

2019 Intimate Partner Felony Assaults in the Bronx



- 3** In 2019, there were **9 intimate partner rapes**, comprising **69%** of the neighborhood's domestic violence rapes.

2019 Intimate Partner Rapes in the Bronx

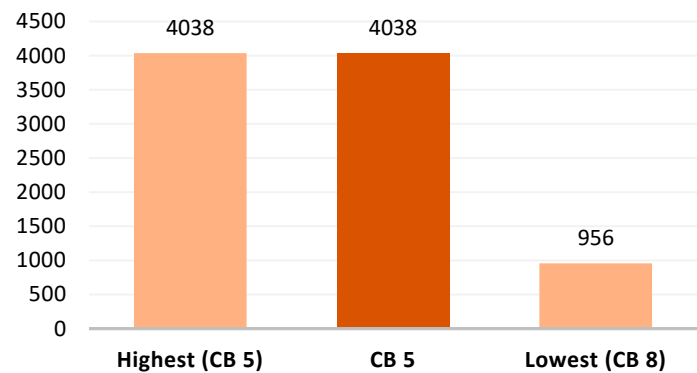


COMMUNITY BOARD 5: Fordham and University Heights

- 1** In 2019, there were **4,038 intimate partner domestic incident reports** in Bronx Community Board 5, comprising **71%*** of the neighborhood's domestic incident reports.

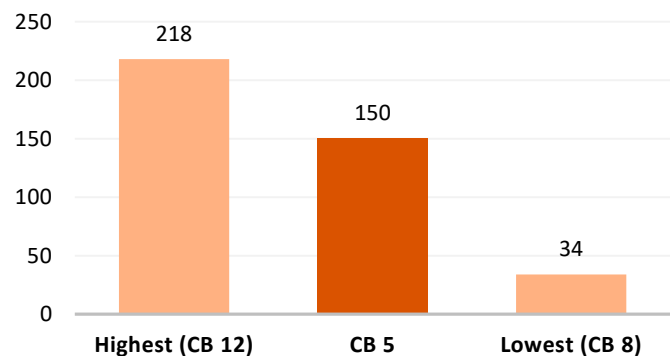
*This percentage excludes reports with missing relationship field.

2019 Intimate Partner Domestic Incident Reports (DIRs) in the Bronx



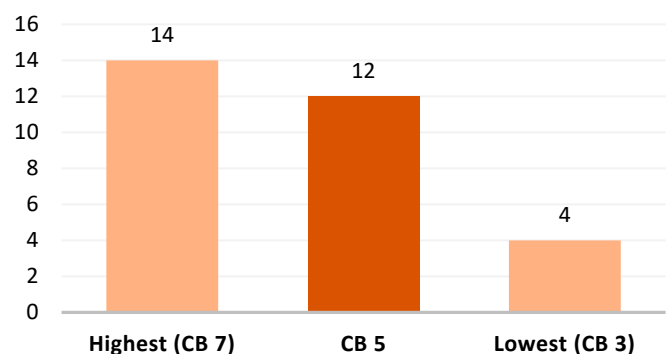
- 2** In 2019, there were **150 intimate partner felony assaults**, comprising **69%** of the neighborhood's domestic violence felony assaults.

2019 Intimate Partner Felony Assaults in the Bronx



- 3** In 2019, there were **12 intimate partner rapes**, comprising **63%** of the neighborhood's domestic violence rapes.

2019 Intimate Partner Rapes in the Bronx

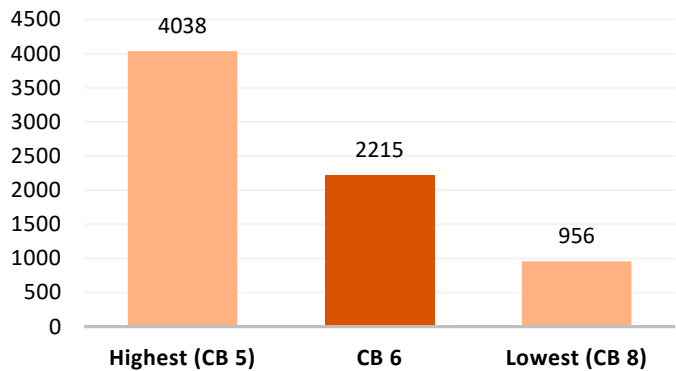


COMMUNITY BOARD 6: Belmont and East Tremont

- 1** In 2019, there were **2,215 intimate partner domestic incident reports** in Bronx Community Board 6, comprising **66%*** of the neighborhood's domestic incident reports.

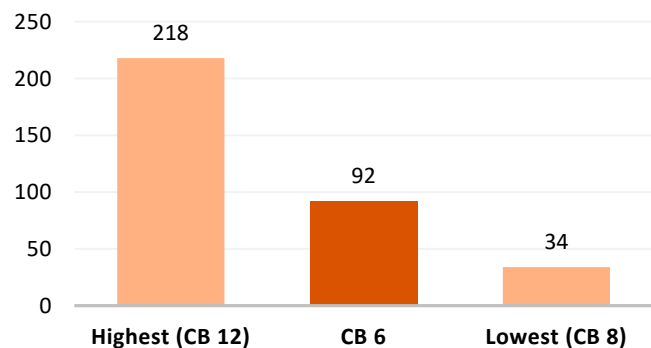
*This percentage excludes reports with missing relationship field.

2019 Intimate Partner Domestic Incident Reports (DIRs) in the Bronx



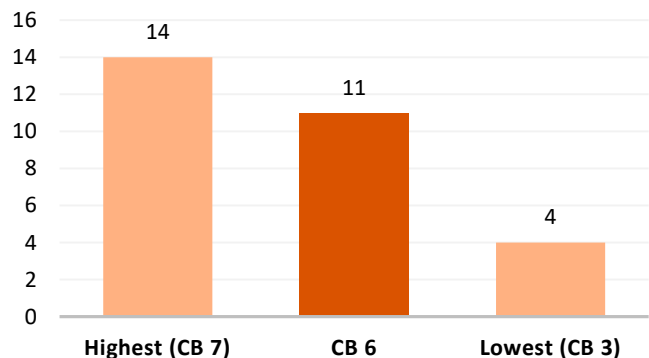
- 2** In 2019, there were **92 intimate partner felony assaults**, comprising **70%** of the neighborhood's domestic violence felony assaults.

2019 Intimate Partner Felony Assaults in the Bronx



- 3** In 2018, there were **11 intimate partner rapes**, comprising **58%** of the neighborhood's domestic violence rapes.

2019 Intimate Partner Rapes in the Bronx

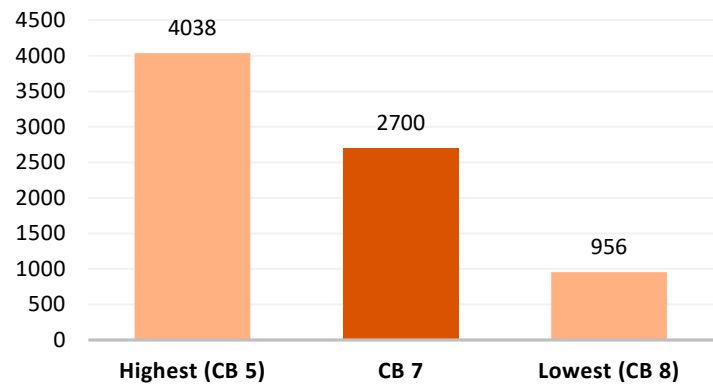


COMMUNITY BOARD 7: Kingsbridge Heights and Bedford

- 1 In 2019, there were **2,700 intimate partner domestic incident reports** in Bronx Community Board 7, comprising **67%*** of the neighborhood's domestic incident reports.

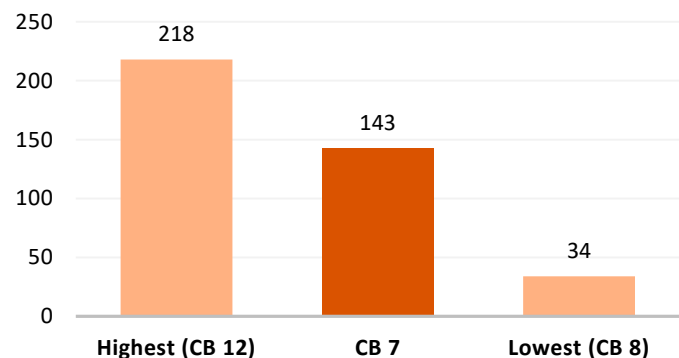
*This percentage excludes reports with missing relationship field.

2019 Intimate Partner Domestic Incident Reports (DIRs) in the Bronx



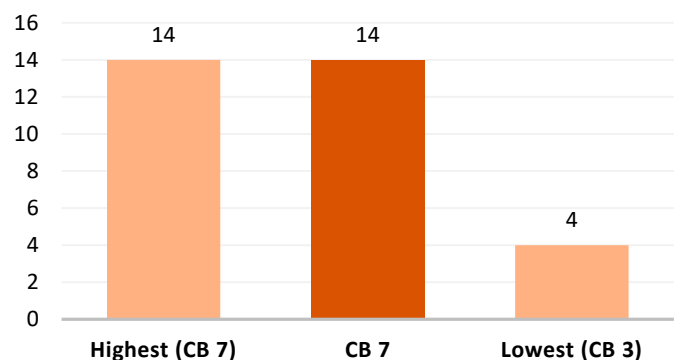
- 2 In 2019, there were **143 intimate partner felony assaults**, comprising **66%** of the neighborhood's domestic violence felony assaults.

2019 Intimate Partner Felony Assaults in the Bronx



- 3 In 2019, there were **14 intimate partner rapes**, comprising **74%** of the neighborhood's domestic violence rapes.

2019 Intimate Partner Rapes in the Bronx

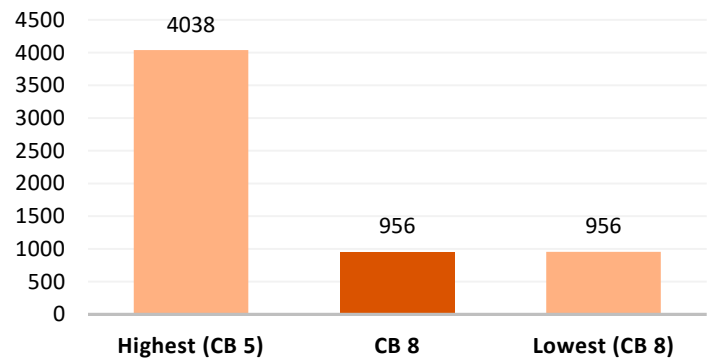


COMMUNITY BOARD 8: Riverdale and Fieldston

- 1 In 2019, there were **956 intimate partner domestic incident reports** in Bronx Community Board 8, comprising **65%*** of the neighborhood's domestic incident reports.

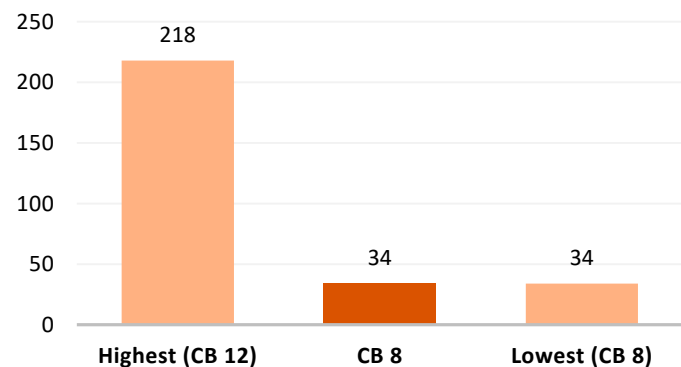
*This percentage excludes reports with missing relationship field.

2019 Intimate Partner Domestic Incident Reports (DIRs) in the Bronx



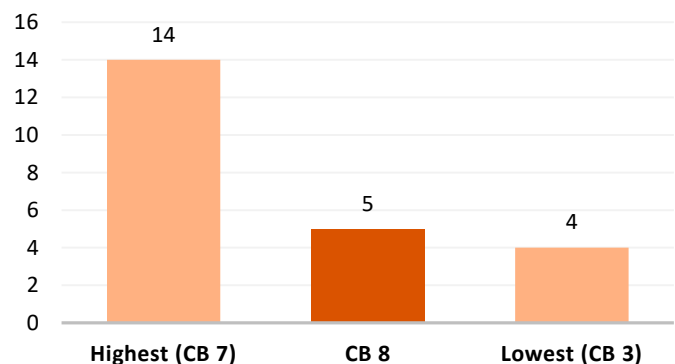
- 2 In 2019, there were **34 intimate partner felony assaults**, comprising **68%** of the neighborhood's domestic violence felony assaults.

2019 Intimate Partner Felony Assaults in the Bronx



- 3 In 2019, there were **5 intimate partner rapes**, comprising **71%** of the neighborhood's domestic violence rapes.

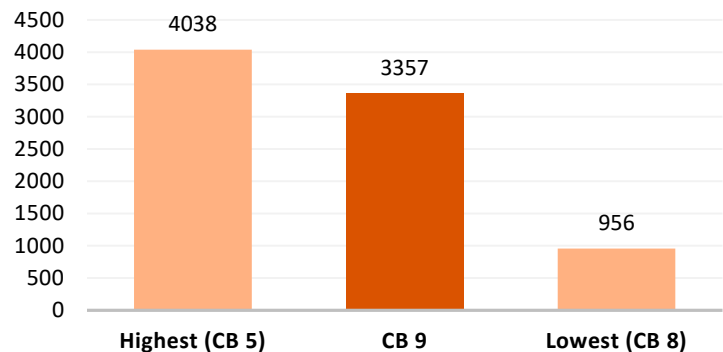
2019 Intimate Partner Rapes in the Bronx



COMMUNITY BOARD 9: Parkchester and Soundview

- 1** In 2019, there were **3,357 intimate partner domestic incident reports** in Bronx Community Board 9, comprising **62%*** of the neighborhood's domestic incident reports.

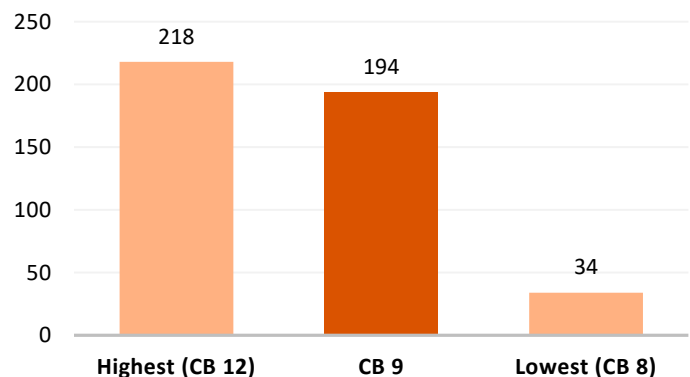
2019 Intimate Partner Domestic Incident Reports (DIRs) in the Bronx



*This percentage excludes reports with missing relationship field.

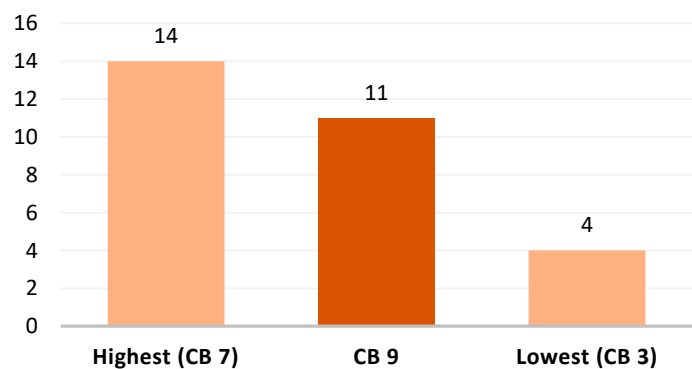
- 2** In 2019, there were **194 intimate partner felony assaults**, comprising **68%** of the neighborhood's domestic violence felony assaults.

2019 Intimate Partner Felony Assaults in the Bronx



- 3** In 2019, there were **11 intimate partner rapes**, comprising **69%** of the neighborhood's domestic violence rapes.

2019 Intimate Partner Rapes in the Bronx

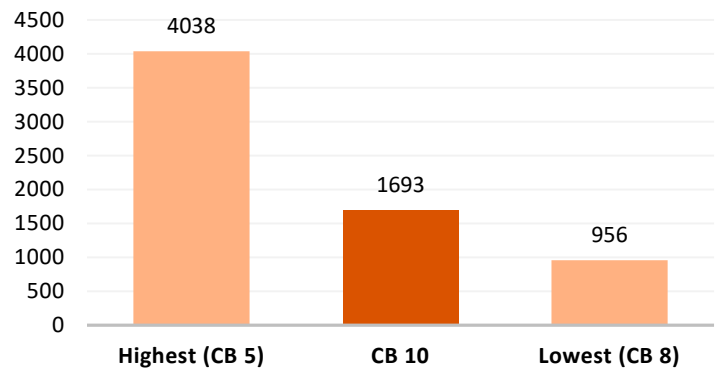


COMMUNITY BOARD 10: Throgs Neck and Co-op City

- 1** In 2019, there were **1,693 intimate partner domestic incident reports** in Bronx Community Board 10, comprising **62%*** of the neighborhood's domestic incident reports.

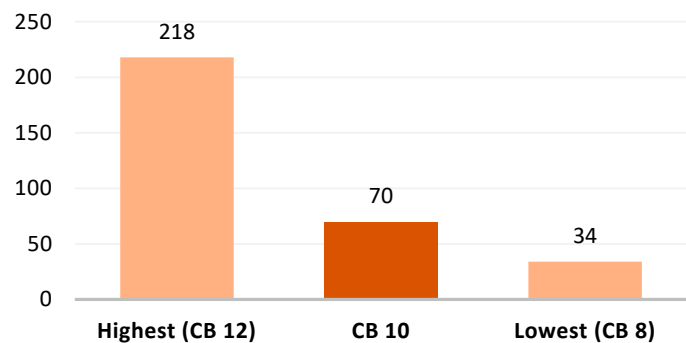
*This percentage excludes reports with missing relationship field.

2019 Intimate Partner Domestic Incident Reports (DIRs) in the Bronx



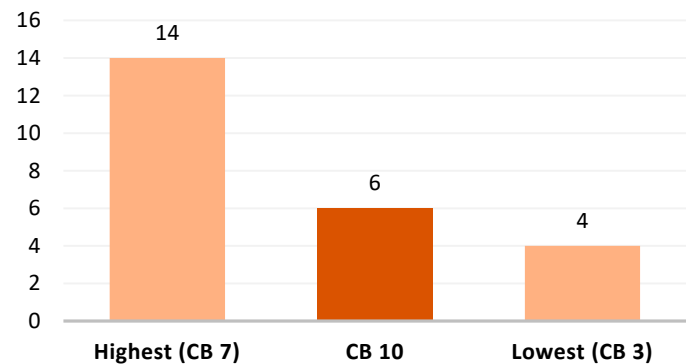
- 2** In 2019, there were **70 intimate partner felony assaults**, comprising **58%** of the neighborhood's domestic violence felony assaults.

2019 Intimate Partner Felony Assaults in the Bronx



- 3** In 2019, there were **6 intimate partner rapes**, comprising **86%** of the neighborhood's domestic violence rapes.

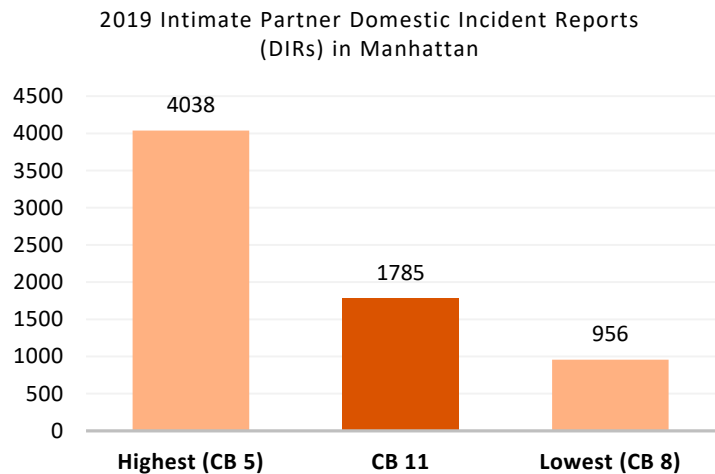
2019 Intimate Partner Rapes in the Bronx



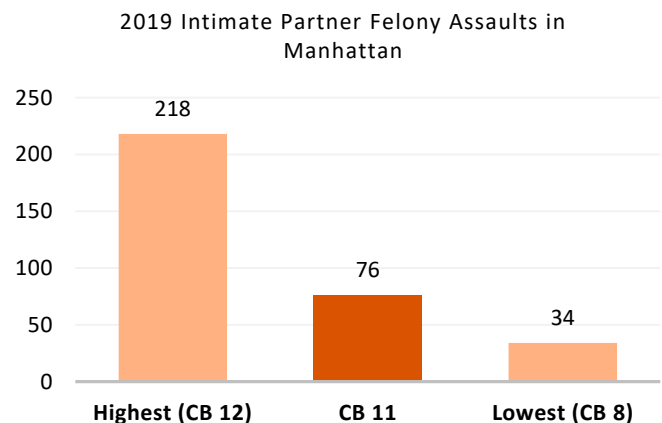
COMMUNITY BOARD 11: Morris Park and Bronxdale

- 1 In 2019, there were **1,785 intimate partner domestic incident reports** in Bronx Community Board 11, comprising **68%*** of the neighborhood's domestic incident reports.

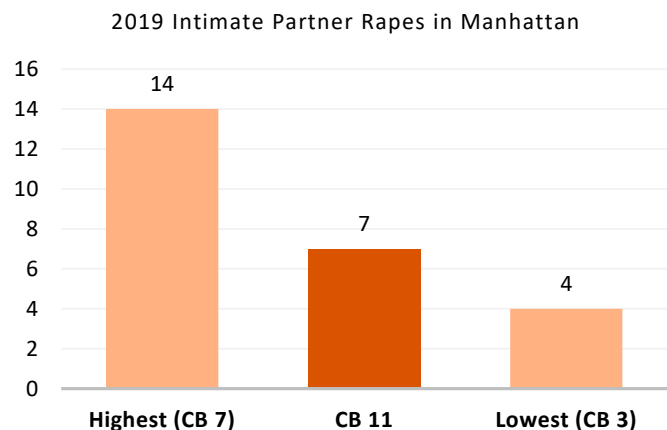
*This percentage excludes reports with missing relationship field.



- 2 In 2019, there were **76 intimate partner felony assaults**, comprising **67%** of the neighborhood's domestic violence felony assaults.



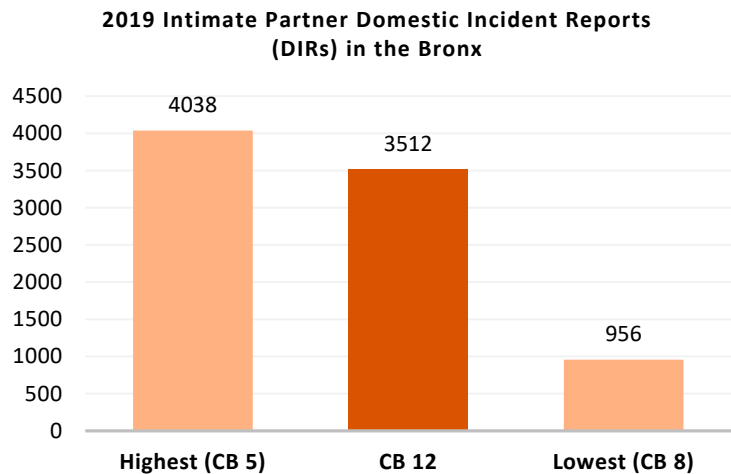
- 3 In 2019, there were **7 intimate partner rapes**, comprising **50%** of the neighborhood's domestic violence rapes.



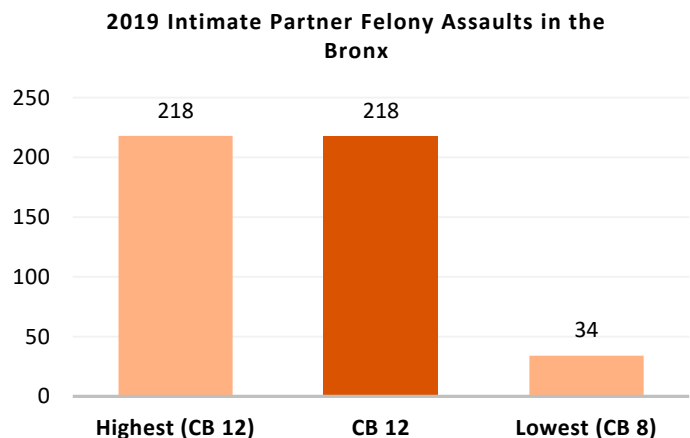
COMMUNITY BOARD 12: Williamsbridge and Baychester

- 1 In 2019, there were **3,512 intimate partner domestic incident reports** in Bronx Community Board 12, comprising **65%*** of the neighborhood's domestic incident reports.

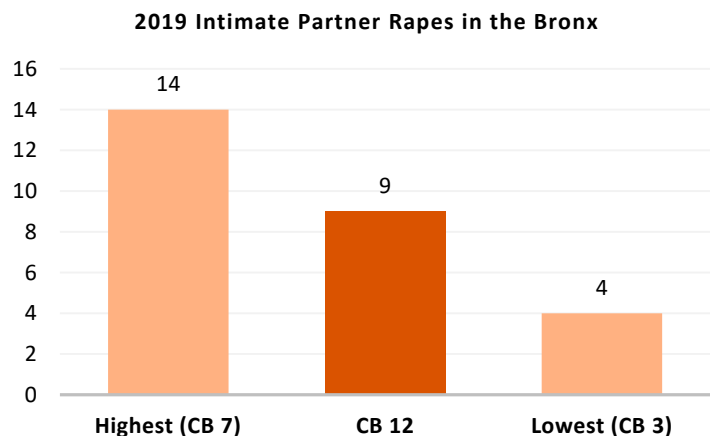
*This percentage excludes reports with missing relationship field.



- 2 In 2019, there were **218 intimate partner felony assaults**, comprising **71%** of the neighborhood's domestic violence felony assaults.



- 3 In 2019, there were **9 intimate partner rapes**, comprising **53%** of the neighborhood's domestic violence rapes.



Brooklyn:

Intimate partner violence snapshot

- 1 In 2019, there **32,201 intimate partner domestic incident reports (DIRs)** in Brooklyn. These comprised **62%*** of the borough's domestic incident reports.

*This percentage excludes reports with missing relationship field.

- 2 In 2019, there were **1,436 intimate partner felony assaults** in Brooklyn. These comprised **66%** of the borough's domestic violence felony assaults.

- 3 In 2019, there were **128 intimate partner rapes** in Brooklyn. These comprised **64%** of the borough's domestic violence rapes.

4

HELP IS AVAILABLE

In the case of an emergency, call 911.



For information and non-emergency services, call 311 or the NYC Domestic Violence Hotline at 1-800-621-HOPE (4673).

Find resources and support in NYC at nyc.gov/nychope.

For walk-in services, visit one of the NYC Family Justice Centers.

NYC Family Justice Center, Brooklyn

Address: 350 Jay Street, Brooklyn, NY 11021 **Phone:** (718)250-5111

Subway: Take  train to Jay Street or the  train to Borough Hall.

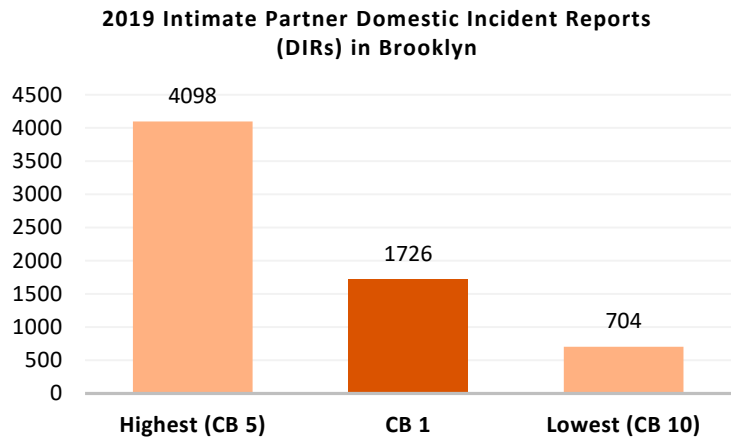
Bus: The B25, B26, B38, B51, B54, B57, B61 B65, B67 and B75 all stop near the Center.

Services are free and confidential. All are welcome regardless of gender identity or expression, sexual orientation, language, or immigration status.

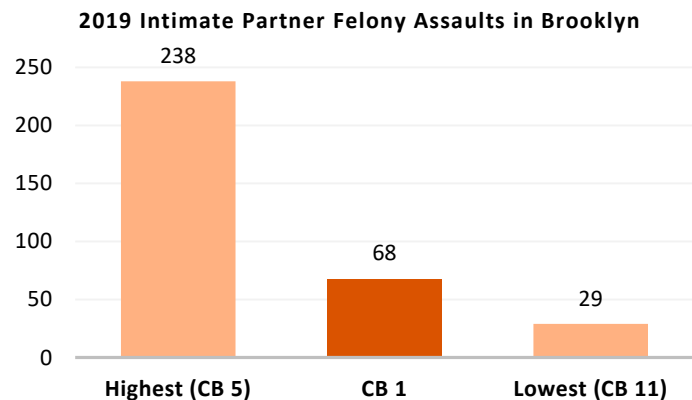
COMMUNITY BOARD 1: Greenpoint and Williamsburg

- 1** In 2019, there were **1,726 intimate partner domestic incident reports** in Brooklyn Community Board 1, comprising **66%*** of the neighborhood's domestic incident reports.

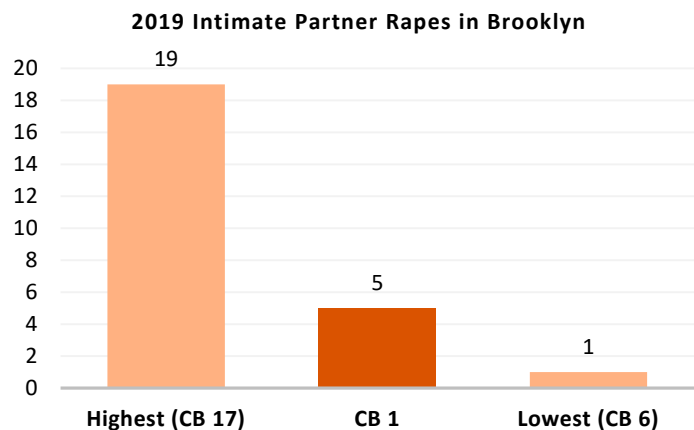
*This percentage excludes reports with missing relationship field.



- 2** In 2019, there were **68 intimate partner felony assaults**, comprising **69%** of the neighborhood's domestic violence felony assaults.



- 3** In 2019, there were **5 intimate partner rapes**, comprising **100%** of the neighborhood's domestic violence rapes.

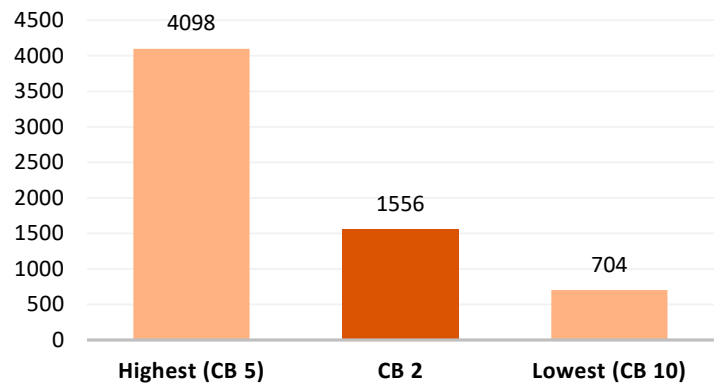


COMMUNITY BOARD 2: Fort Greene and Brooklyn Heights

- 1** In 2019, there were **1,556 intimate partner domestic incident reports** in Brooklyn Community Board 2, comprising **67%*** of the neighborhood's domestic incident reports.

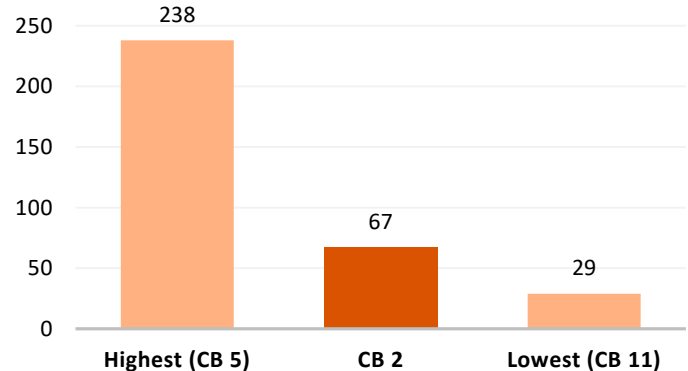
*This percentage excludes reports with missing relationship field.

2019 Intimate Partner Domestic Incident Reports (DIRs) in Brooklyn



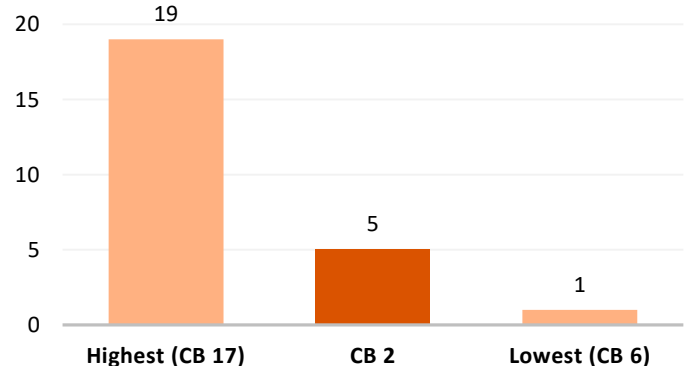
- 2** In 2019, there were **67 intimate partner felony assaults**, comprising **69%** of the neighborhood's domestic violence felony assaults.

2019 Intimate Partner Felony Assaults in Brooklyn



- 3** In 2019, there were **5 intimate partner rapes**, comprising **71%** of the neighborhood's domestic violence rapes.

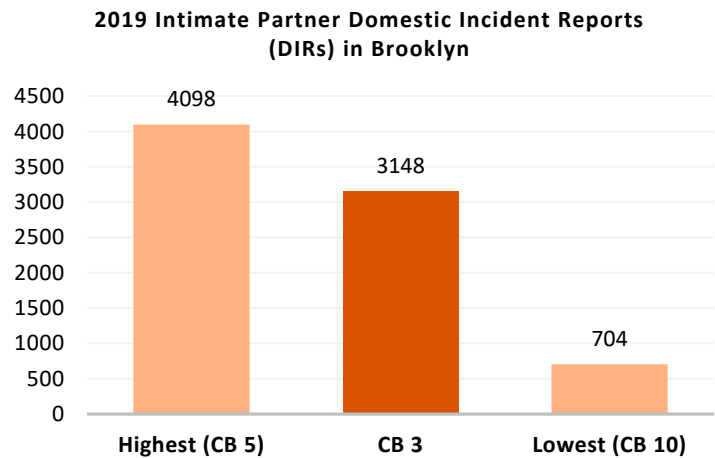
2019 Intimate Partner Rapes in Brooklyn



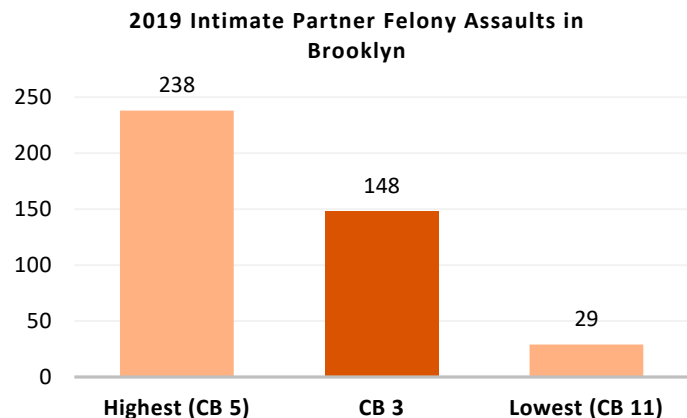
COMMUNITY BOARD 3: Bedford-Stuyvesant

- 1 In 2019, there were **3,148 intimate partner domestic incident reports** in Brooklyn Community Board 3, comprising **60%*** of the neighborhood's domestic incident reports.

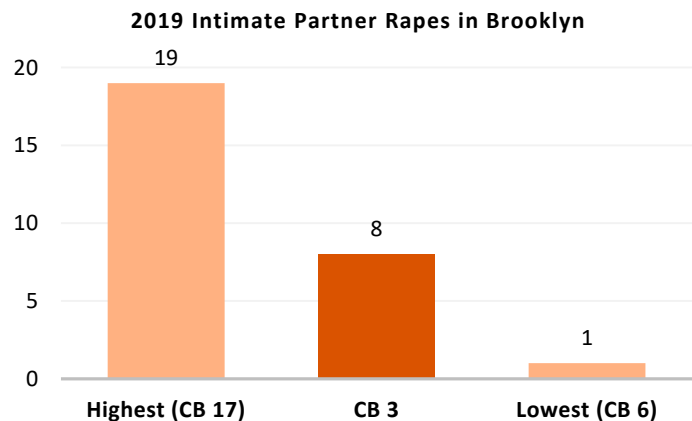
*This percentage excludes reports with missing relationship field.



- 2 In 2019, there were **148 intimate partner felony assaults**, comprising **63%** of the neighborhood's domestic violence felony assaults.



- 3 In 2019, there were **8 intimate partner rapes**, comprising **50%** of the neighborhood's domestic violence rapes.

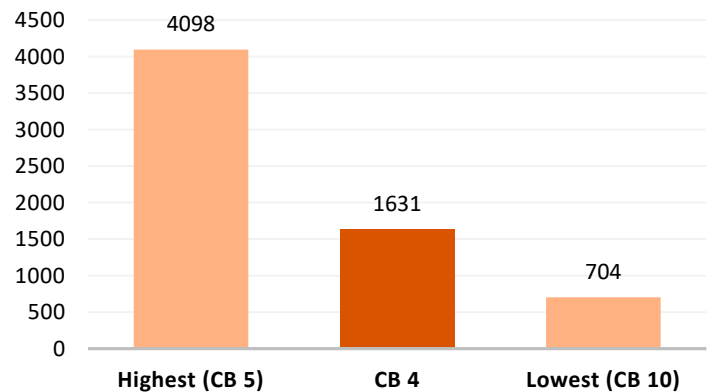


COMMUNITY BOARD 4: Bushwick

- 1 In 2019, there were **1,631 intimate partner domestic incident reports** in Brooklyn Community Board 4, comprising **63%*** of the neighborhood's domestic incident reports.

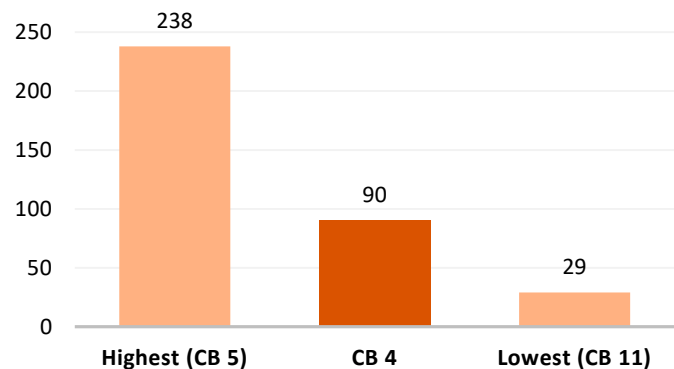
*This percentage excludes reports with missing relationship field.

2019 Intimate Partner Domestic Incident Reports (DIRs) in Brooklyn



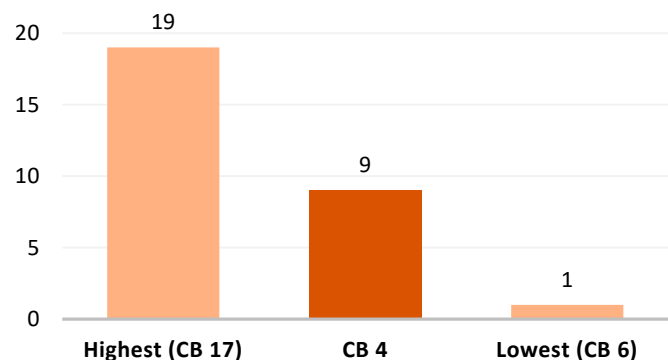
- 2 In 2019, there were **90 intimate partner felony assaults**, comprising **70%** of the neighborhood's domestic violence felony assaults.

2019 Intimate Partner Felony Assaults in Brooklyn



- 3 In 2019, there were **9 intimate partner rapes**, comprising **53%** of the neighborhood's domestic violence rapes.

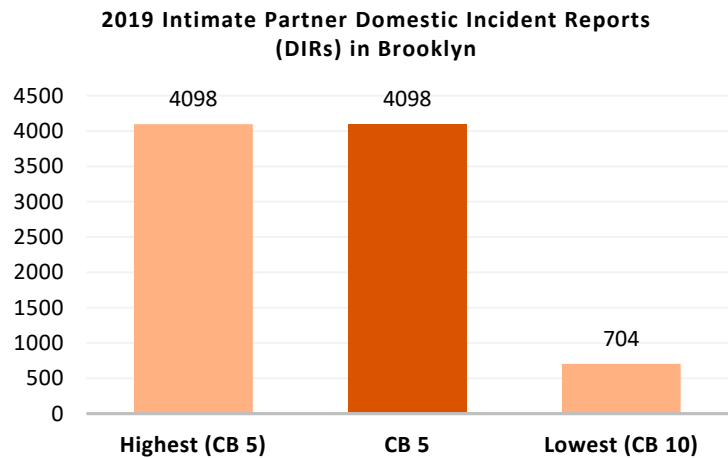
2019 Intimate Partner Rapes in Brooklyn



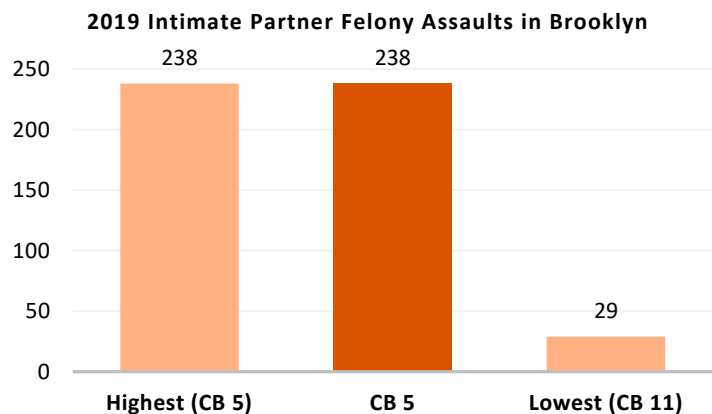
COMMUNITY BOARD 5: East New York and Starrett City

- 1 In 2019, there were **4,098 intimate partner domestic incident reports** in Brooklyn Community Board 5, comprising **62%*** of the neighborhood's domestic incident reports.

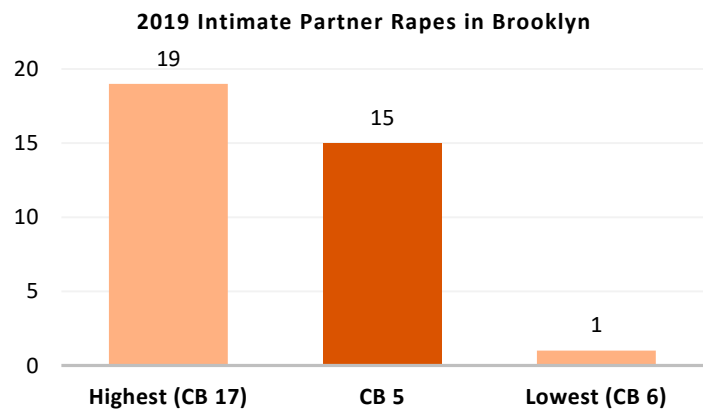
*This percentage excludes reports with missing relationship field.



- 2 In 2019, there were **238 intimate partner felony assaults**, comprising **72%** of the neighborhood's domestic violence felony assaults.



- 3 In 2019, there were **15 intimate partner rapes**, comprising **60%** of the neighborhood's domestic violence rapes.

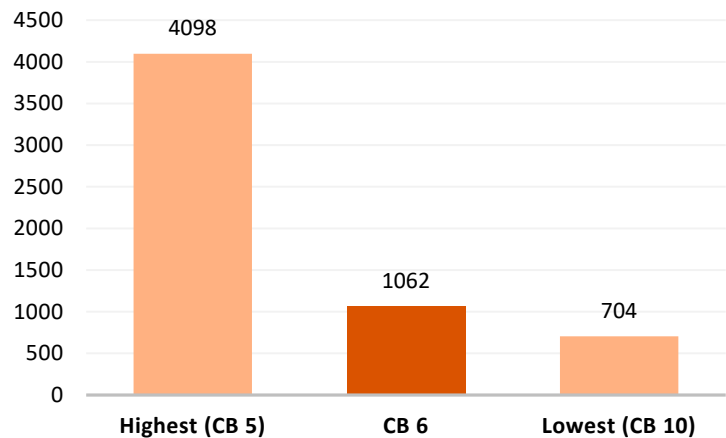


COMMUNITY BOARD 6: Park Slope and Carroll Gardens

- 1** In 2019, there were **1,062 intimate partner domestic incident reports** in Brooklyn Community Board 6, comprising **62%*** of the neighborhood's domestic incident reports.

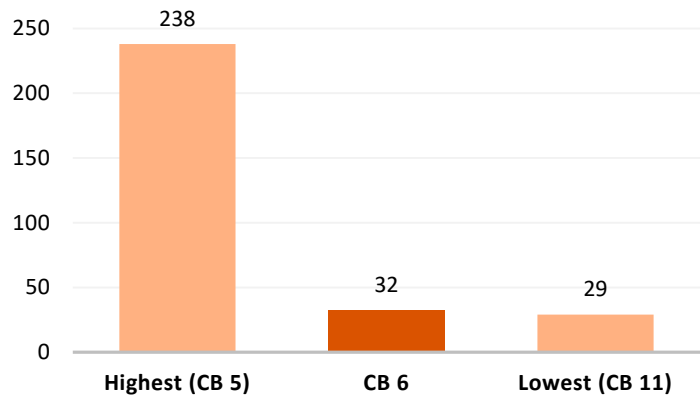
*This percentage excludes reports with missing relationship field.

2019 Intimate Partner Domestic Incident Reports (DIRs) in Brooklyn



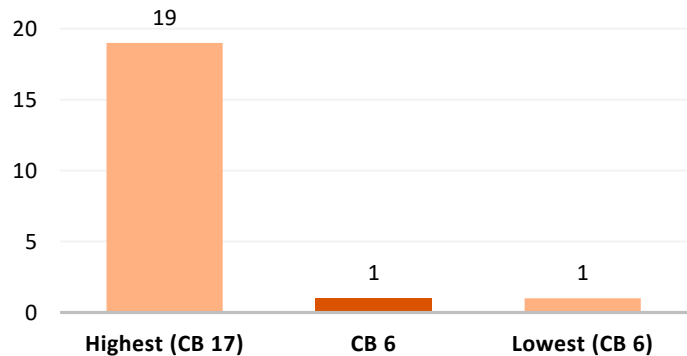
- 2** In 2019, there were **32 intimate partner felony assaults**, comprising **64%** of the neighborhood's domestic violence felony assaults.

2019 Intimate Partner Felony Assaults in Brooklyn



- 3** In 2019, there were **1 intimate partner rapes**, comprising **50%** of the neighborhood's domestic violence rapes.

2019 Intimate Partner Rapes in Brooklyn

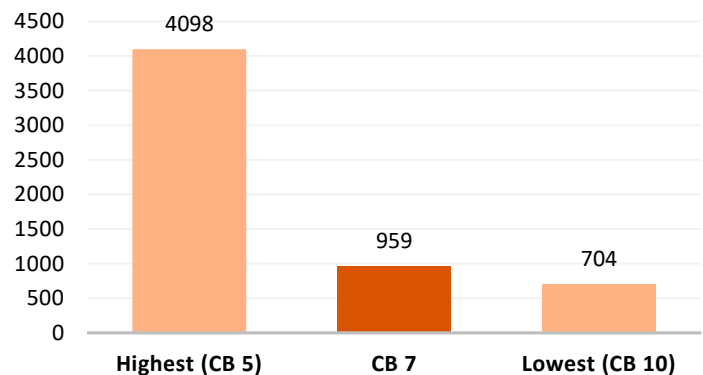


COMMUNITY BOARD 7: Sunset Park

- 1 In 2019, there were **959 intimate partner domestic incident reports** in Brooklyn Community Board 7, comprising **66%*** of the neighborhood's domestic incident reports.

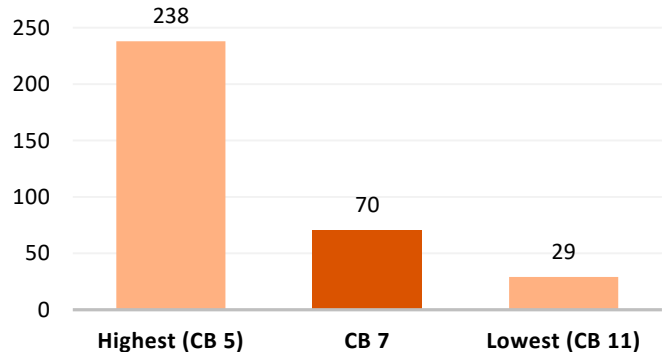
*This percentage excludes reports with missing relationship field.

2019 Intimate Partner Domestic Incident Reports (DIRs) in Brooklyn



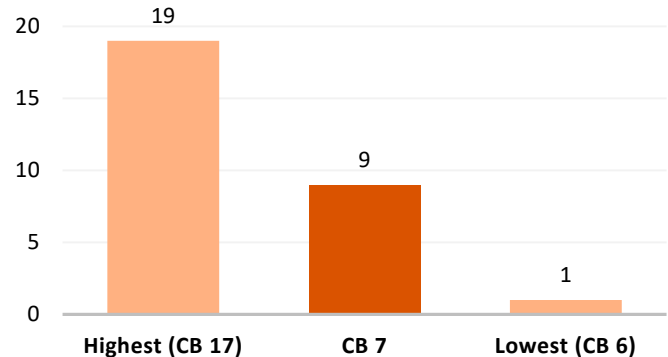
- 2 In 2019, there were **70 intimate partner felony assaults**, comprising **69%** of the neighborhood's domestic violence felony assaults.

2019 Intimate Partner Felony Assaults in Brooklyn



- 3 In 2019, there were **9 intimate partner rapes**, comprising **56%** of the neighborhood's domestic violence rapes.

2019 Intimate Partner Rapes in Brooklyn

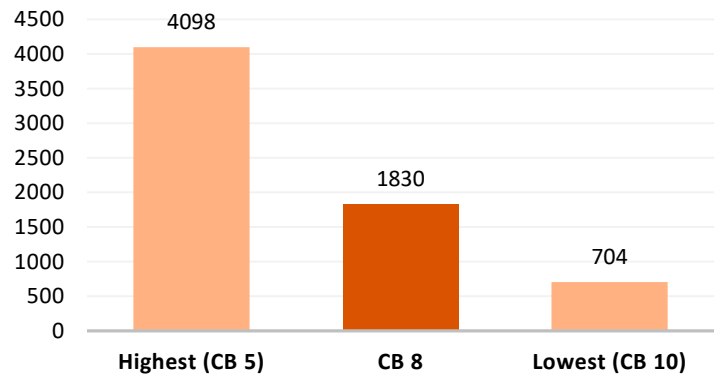


COMMUNITY BOARD 8: Crown Heights and Prospect Heights

- 1 In 2019, there were **1,830 intimate partner domestic incident reports** in Brooklyn Community Board 8, comprising **63%*** of the neighborhood's domestic incident reports.

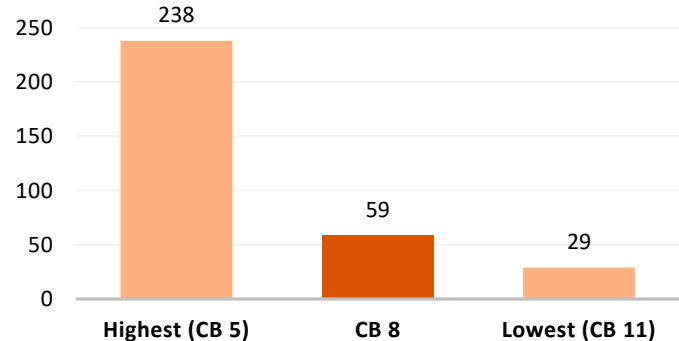
*This percentage excludes reports with missing relationship field.

2019 Intimate Partner Domestic Incident Reports (DIRs) in Brooklyn



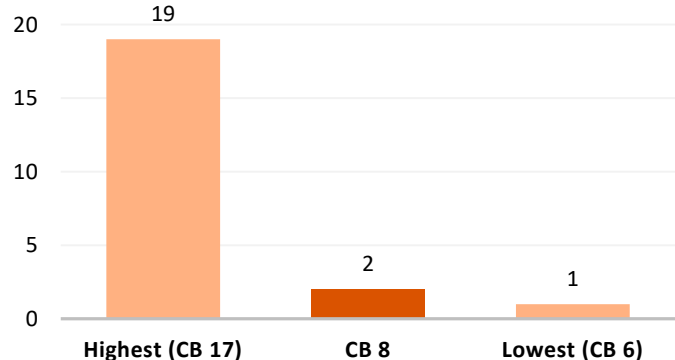
- 2 In 2019, there were **59 intimate partner felony assaults**, comprising **68%** of the neighborhood's domestic violence felony assaults.

2019 Intimate Partner Felony Assaults in Brooklyn



- 3 In 2019, there were **2 intimate partner rapes**, comprising **40%** of the neighborhood's domestic violence rapes.

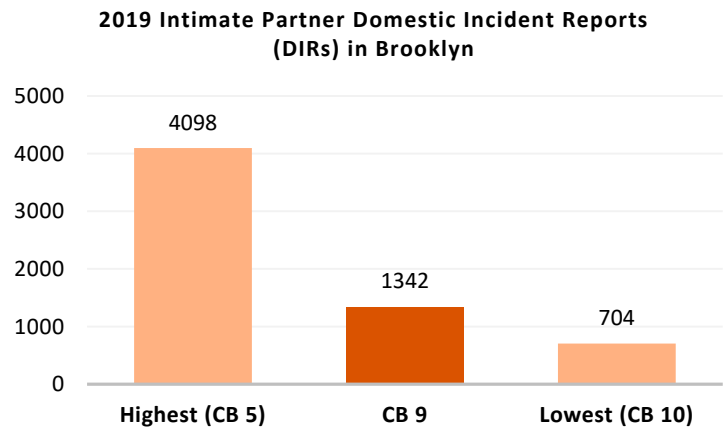
2019 Intimate Partner Rapes in Brooklyn



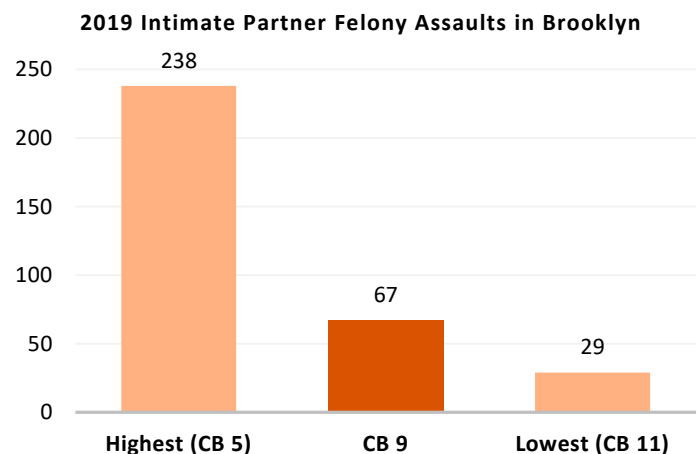
COMMUNITY BOARD 9: South Crown Heights and Lefferts Gardens

- 1** In 2019, there were **1,342 intimate partner domestic incident reports** in Brooklyn Community Board 9, comprising **62%*** of the neighborhood's domestic incident reports.

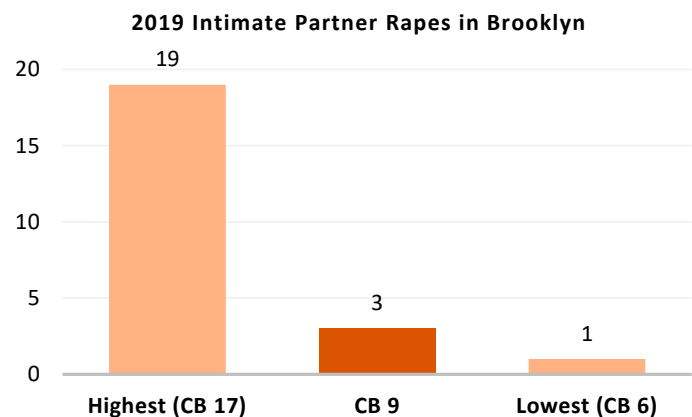
*This percentage excludes reports with missing relationship field.



- 2** In 2019, there were **67 intimate partner felony assaults**, comprising **68%** of the neighborhood's domestic violence felony assaults.



- 3** In 2019, there were **3 intimate partner rapes**, comprising **100%** of the neighborhood's domestic violence rapes.

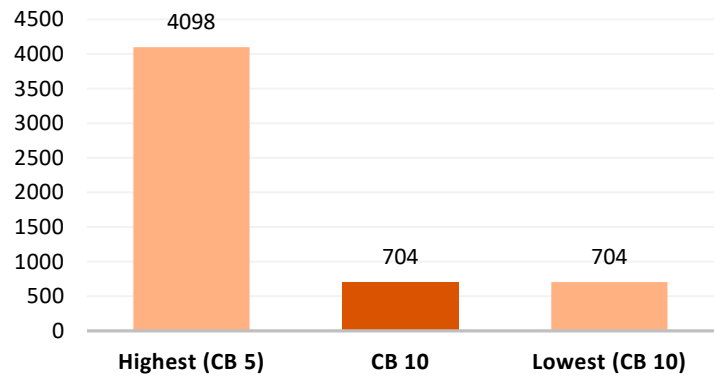


COMMUNITY BOARD 10: Bay Ridge and Dyker Heights

- 1 In 2019, there were **704 intimate partner domestic incident reports** in Brooklyn Community Board 10, comprising **71%*** of the neighborhood's domestic incident reports.

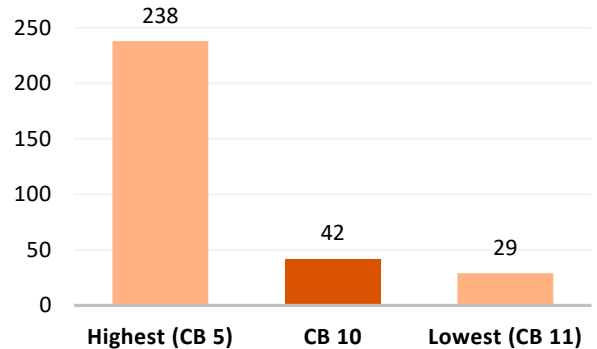
*This percentage excludes reports with missing relationship field.

2019 Intimate Partner Domestic Incident Reports (DIRs) in Brooklyn



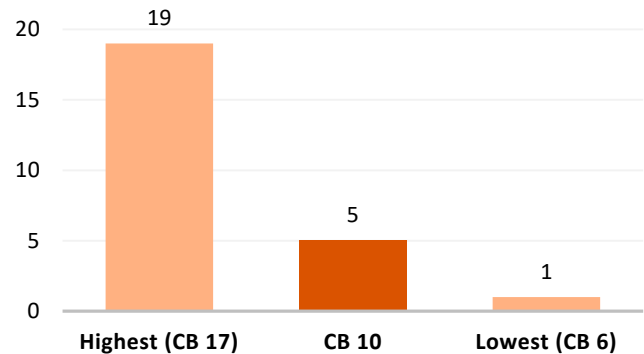
- 2 In 2019, there were **42 intimate partner felony assaults**, comprising **76%** of the neighborhood's domestic violence felony assaults.

2019 Intimate Partner Felony Assaults in Brooklyn



- 3 In 2019, there were **5 intimate partner rapes**, comprising **100%** of the neighborhood's domestic violence rapes.

2019 Intimate Partner Rapes in Manhattan

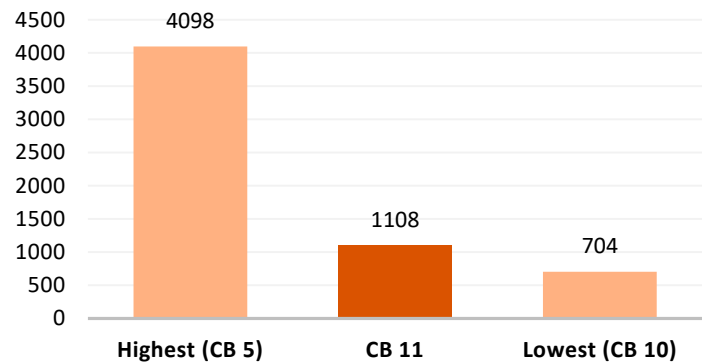


COMMUNITY BOARD 11: Bensonhurst

- 1 In 2019, there were **1,108 intimate partner domestic incident reports** in Brooklyn Community Board 11, comprising **68%*** of the neighborhood's domestic incident reports.

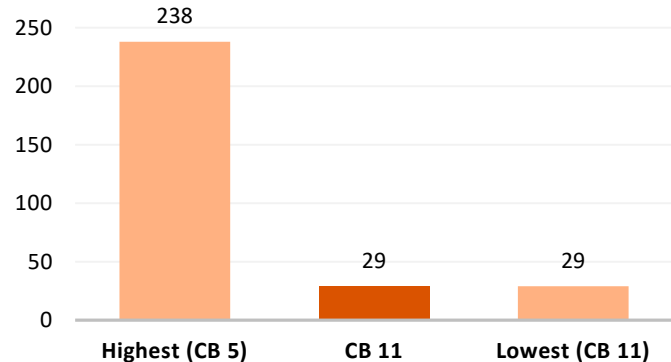
*This percentage excludes reports with missing relationship field.

2019 Intimate Partner Domestic Incident Reports (DIRs) in Brooklyn



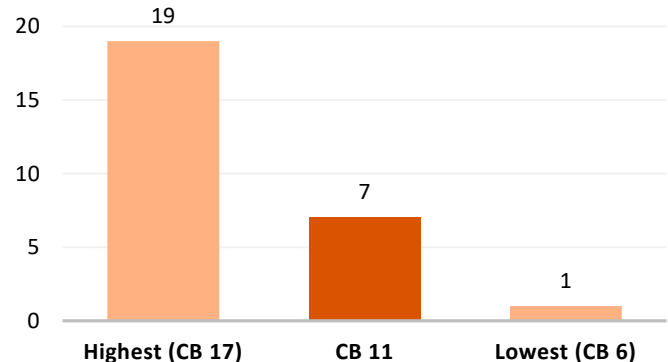
- 2 In 2019, there were **29 intimate partner felony assaults**, comprising **56%** of the neighborhood's domestic violence felony assaults.

2019 Intimate Partner Felony Assaults in Brooklyn



- 3 In 2019, there were **7 intimate partner rapes**, comprising **58%** of the neighborhood's domestic violence rapes.

2019 Intimate Partner Rapes in Brooklyn

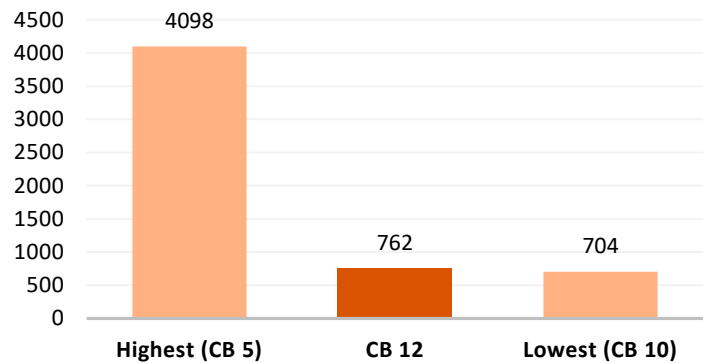


COMMUNITY BOARD 12: Borough Park

- 1 In 2019, there were **762 intimate partner domestic incident reports** in Brooklyn Community Board 12, comprising **59%*** of the neighborhood's domestic incident reports.

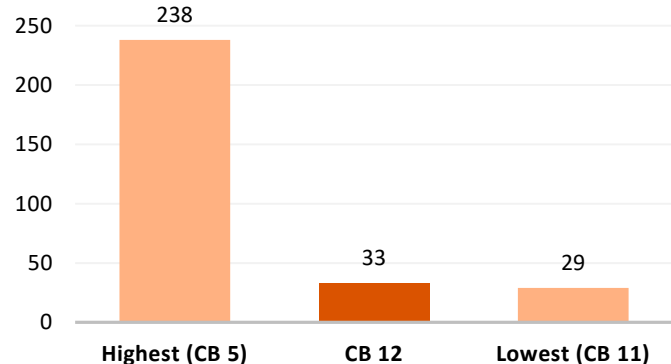
*This percentage excludes reports with missing relationship field.

2019 Intimate Partner Domestic Incident Reports (DIRs) in Brooklyn



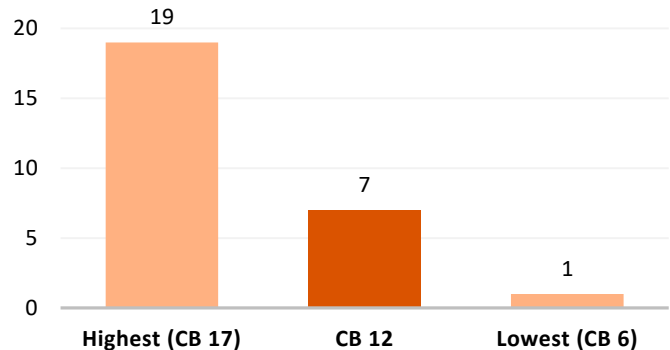
- 2 In 2019, there were **33 intimate partner felony assaults**, comprising **66%** of the neighborhood's domestic violence felony assaults.

2019 Intimate Partner Felony Assaults in Brooklyn



- 3 In 2019, there were **7 intimate partner rapes**, comprising **64%** of the neighborhood's domestic violence rapes.

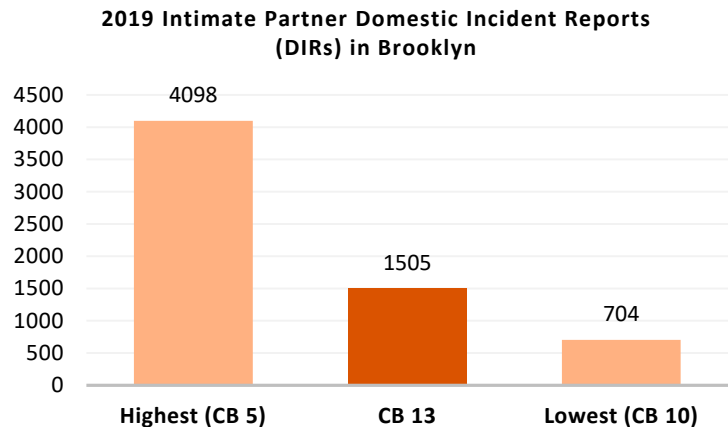
2019 Intimate Partner Rapes in Brooklyn



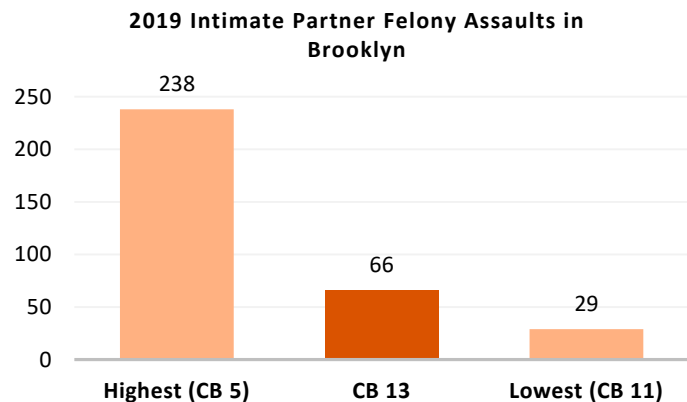
COMMUNITY BOARD 13: Coney Island

- 1 In 2019, there were **1,505 intimate partner domestic incident reports** in Brooklyn Community Board 13, comprising **60%*** of the neighborhood's domestic incident reports.

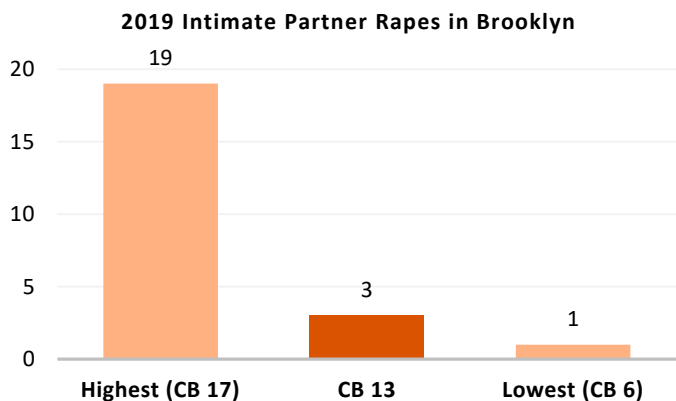
*This percentage excludes reports with missing relationship field.



- 2 In 2019, there were **66 intimate partner felony assaults**, comprising **71%** of the neighborhood's domestic violence felony assaults.



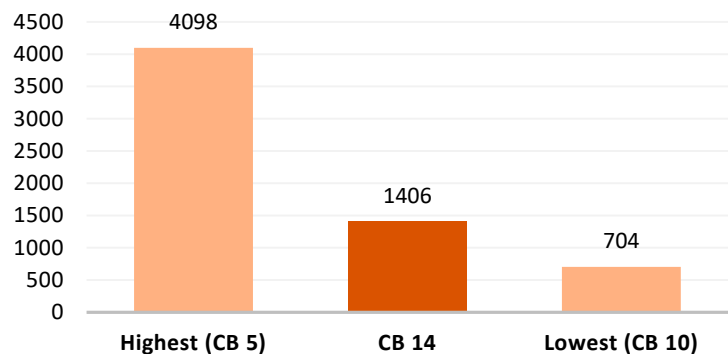
- 3 In 2019, there were **3 intimate partner rapes**, comprising **33%** of the neighborhood's domestic violence rapes.



COMMUNITY BOARD 14: Flatbush and Midwood

- 1 In 2019, there were **1,406 intimate partner domestic incident reports** in Brooklyn Community Board 14, comprising **57%*** of the neighborhood's domestic incident reports.

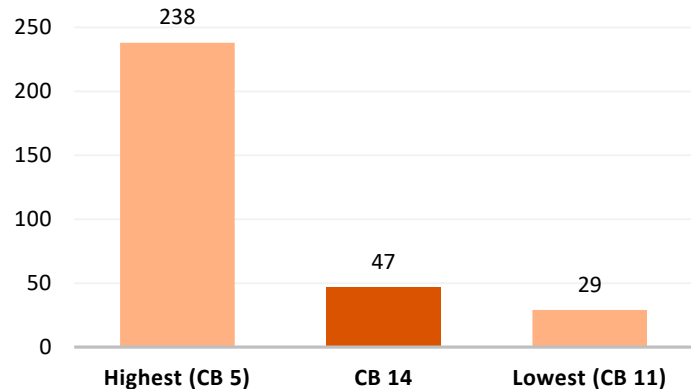
2019 Intimate Partner Domestic Incident Reports (DIRs) in Brooklyn



*This percentage excludes reports with missing relationship field.

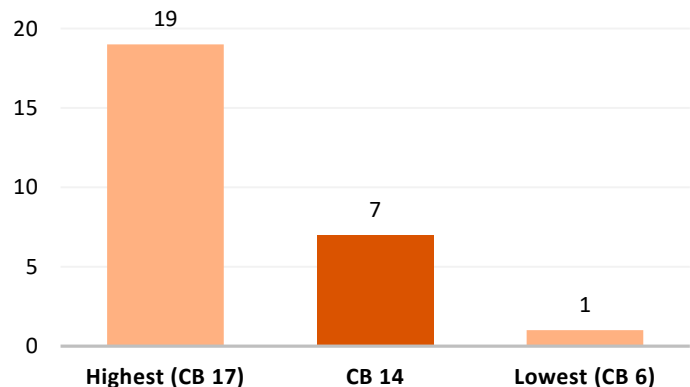
- 2 In 2019, there were **47 intimate partner felony assaults**, comprising **61%** of the neighborhood's domestic violence felony assaults.

2019 Intimate Partner Felony Assaults in Brooklyn



- 3 In 2019, there were **7 intimate partner rapes**, comprising **64%** of the neighborhood's domestic violence rapes.

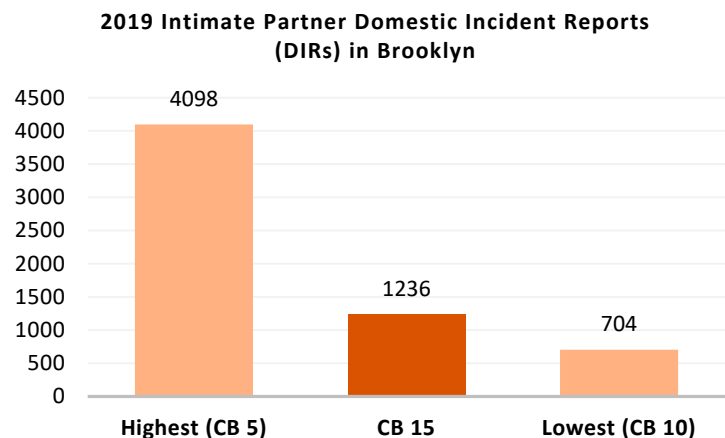
2019 Intimate Partner Rapes in Brooklyn



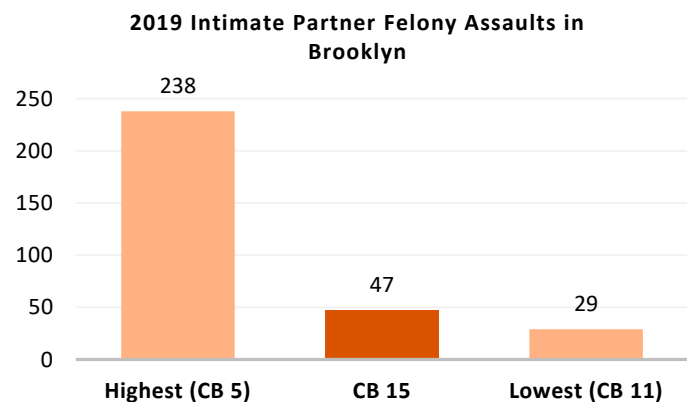
COMMUNITY BOARD 15: Sheepshead Bay

- 1 In 2019, there were **1,236 intimate partner domestic incident reports** in Brooklyn Community Board 15, comprising **63%*** of the neighborhood's domestic incident reports.

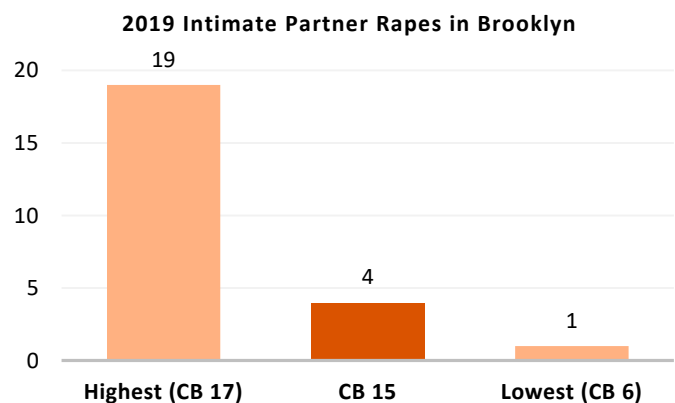
*This percentage excludes reports with missing relationship field.



- 2 In 2019, there were **47 intimate partner felony assaults**, comprising **68%** of the neighborhood's domestic violence felony assaults.



- 3 In 2019, there were **4 intimate partner rapes**, comprising **100%** of the neighborhood's domestic violence rapes.

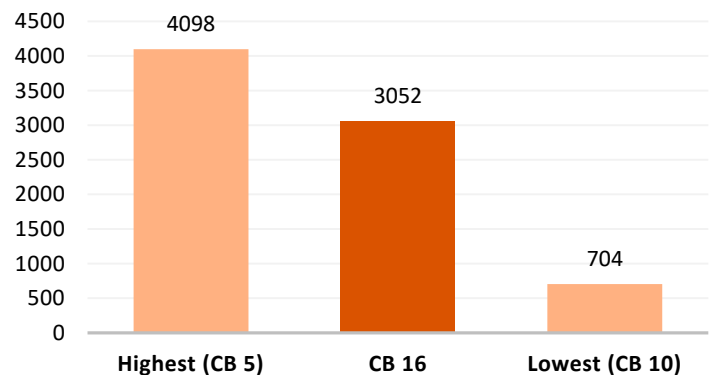


COMMUNITY BOARD 16: Brownsville

- 1 In 2019, there were **3,052 intimate partner domestic incident reports** in Brooklyn Community Board 16, comprising **62%*** of the neighborhood's domestic incident reports.

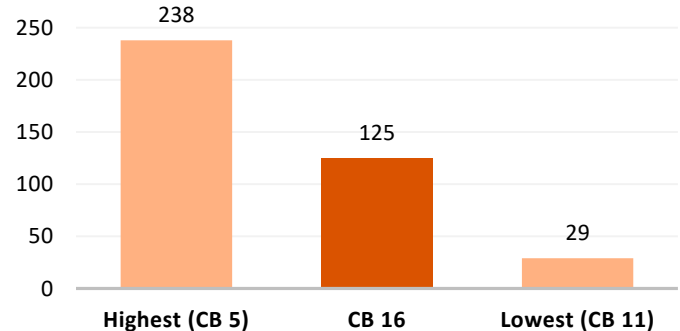
*This percentage excludes reports with missing relationship field.

2019 Intimate Partner Domestic Incident Reports (DIRs) in Brooklyn



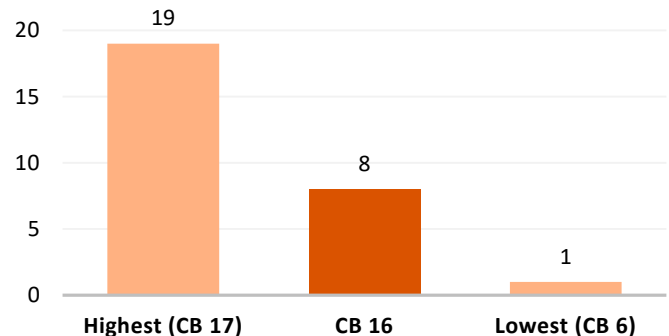
- 2 In 2019, there were **125 intimate partner felony assaults**, comprising **62%** of the neighborhood's domestic violence felony assaults.

2019 Intimate Partner Felony Assaults in Brooklyn



- 3 In 2019, there were **8 intimate partner rapes**, comprising **62%** of the neighborhood's domestic violence rapes.

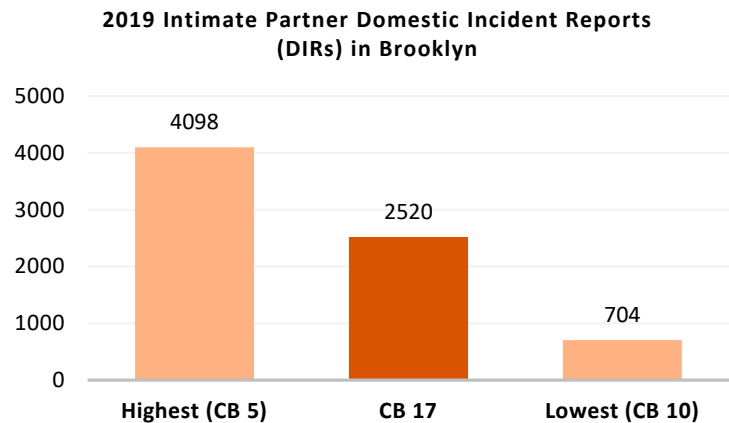
2019 Intimate Partner Rapes in Brooklyn



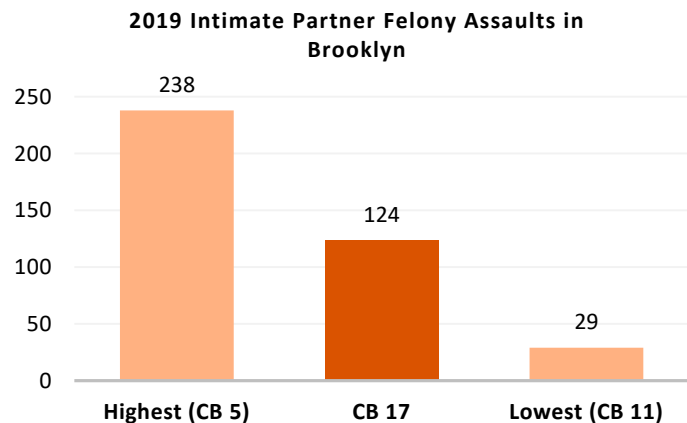
COMMUNITY BOARD 17: East Flatbush

- 1 In 2019, there were **2,520 intimate partner domestic incident reports** in Brooklyn Community Board 17, comprising **62%*** of the neighborhood's domestic incident reports.

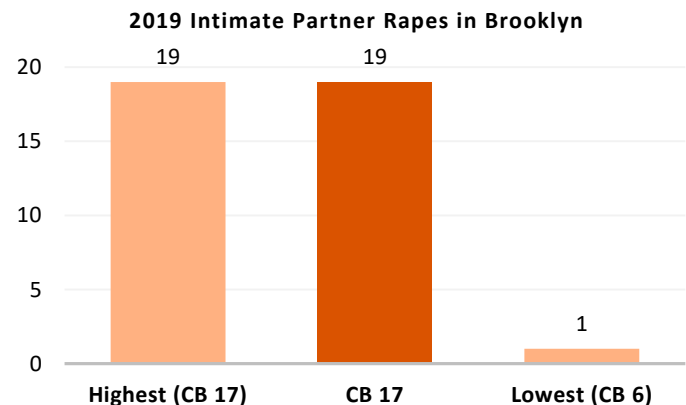
*This percentage excludes reports with missing relationship field.



- 2 In 2019, there were **124 intimate partner felony assaults**, comprising **60%** of the neighborhood's domestic violence felony assaults.



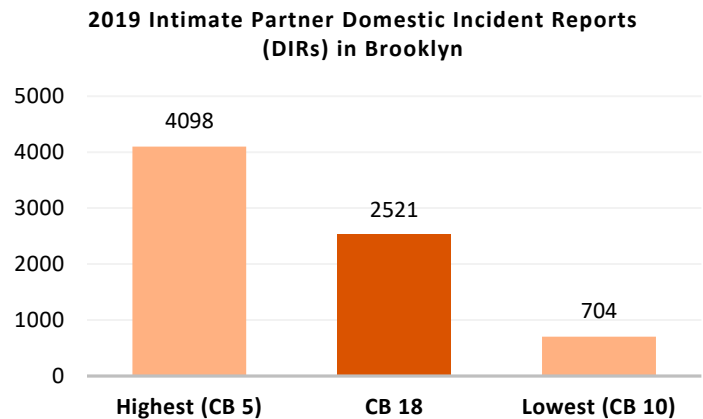
- 3 In 2019, there were **19 intimate partner rapes**, comprising **79%** of the neighborhood's domestic violence rapes.



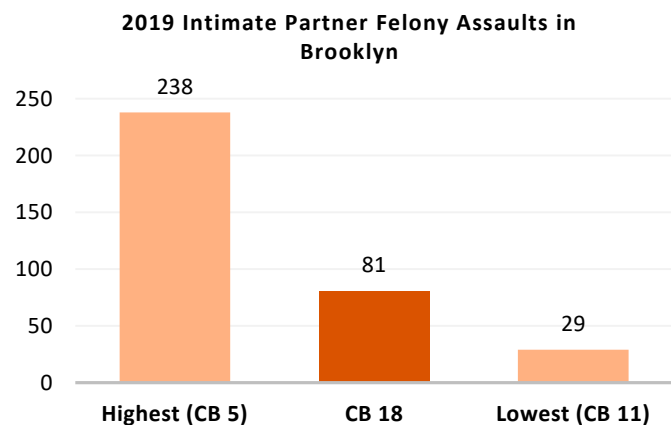
COMMUNITY BOARD 18: Flatlands and Canarsie

- 1 In 2019, there were **2,521 intimate partner domestic incident reports** in Brooklyn Community Board 18, comprising **58%*** of the neighborhood's domestic incident reports.

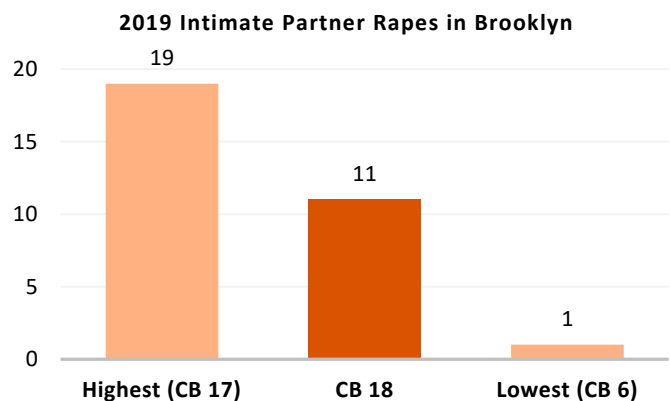
*This percentage excludes reports with missing relationship field.



- 2 In 2019, there were **81 intimate partner felony assaults**, comprising **61%** of the neighborhood's domestic violence felony assaults.



- 3 In 2019, there were **11 intimate partner rapes**, comprising **73%** of the neighborhood's domestic violence rapes.



Manhattan:

Intimate partner violence snapshot

- 1** In 2019, there were **18,093 intimate partner domestic incident reports (DIRs)** in Manhattan. These comprised **64%*** of the borough's domestic incident reports.

*This percentage excludes reports with missing relationship field.

- 2** In 2019, there were **701 intimate partner felony assaults** in Manhattan. These comprised **67%** of the borough's domestic violence felony assaults.

- 3** In 2019, there were **58 intimate partner rapes** in Manhattan. These comprised **63%** of the borough's domestic violence rapes.

4

HELP IS AVAILABLE

In the case of an emergency, call 911.

For information and non-emergency services, call 311 or the NYC Domestic Violence Hotline at 1-800-621-HOPE (4673).

Find resources and support in NYC at nyc.gov/nychope.

For walk-in services, visit one of the NYC Family Justice Centers.

NYC Family Justice Center, Manhattan

Address: 80 Centre Street, NY 10013 Phone: (212)602-2800

Subway: Take the **4 5 6** to Brooklyn Bridge –City Hall, the **J Z** to Chambers Street, the **N R** to City Hall, to the **1 2 3** to Chambers Street, or the **A C** to Chambers Street.

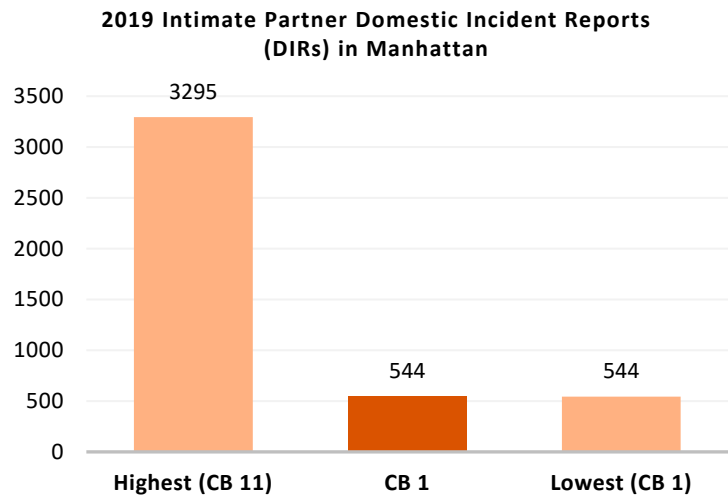
Bus: The M5, M9, M22 and M103 buses all stop near the Center.

Services are free and confidential. All are welcome regardless of gender identity or expression, sexual orientation, language, or immigration status.

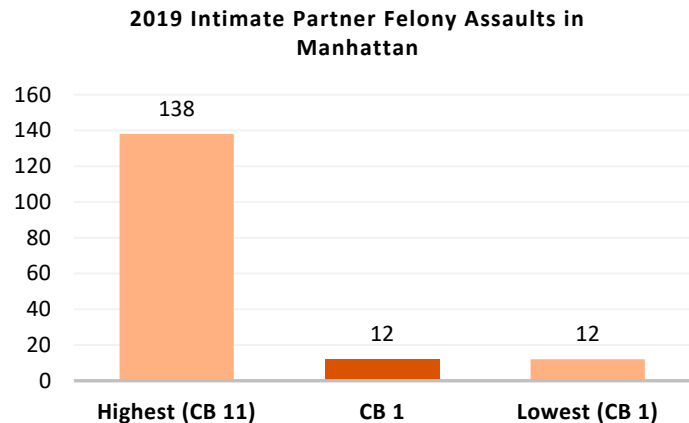
COMMUNITY BOARD 1: Financial District

- 1** In 2019, there were **544 intimate partner domestic incident reports** in Manhattan Community Board 1, comprising **84%*** of the neighborhood's domestic incident reports.

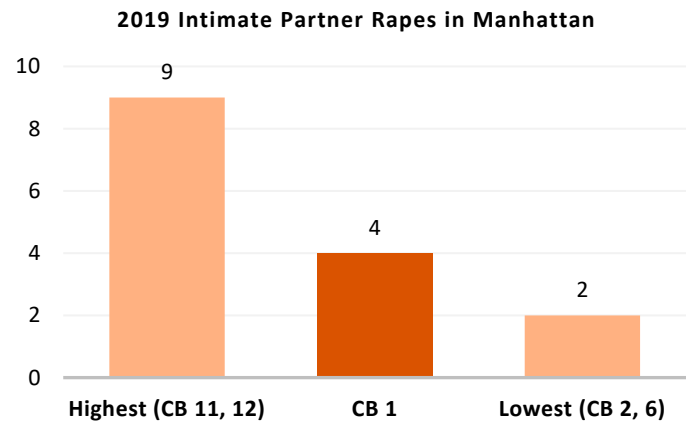
*This percentage excludes reports with missing relationship field.



- 2** In 2019, there were **12 intimate partner felony assaults**, comprising **86%** of the neighborhood's domestic violence felony assaults.



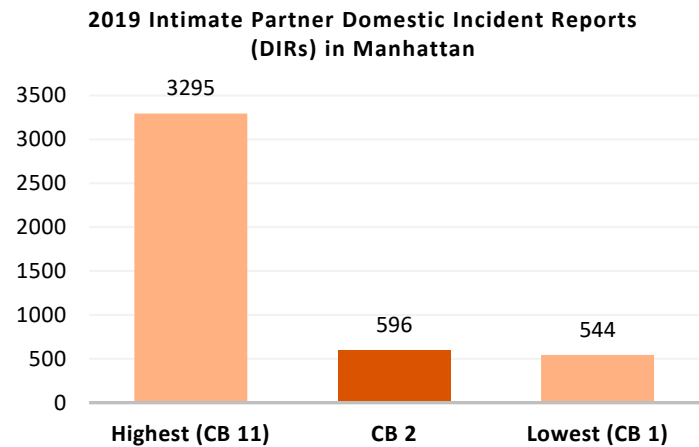
- 3** In 2019, there were **4 intimate partner rapes**, comprising **100%** of the neighborhood's domestic violence rapes.



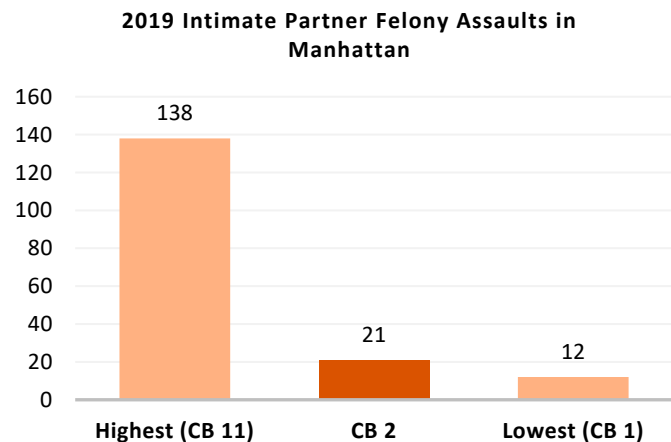
COMMUNITY BOARD 2: Greenwich Village and SoHo

- 1 In 2019, there were **596 intimate partner domestic incident reports** in Manhattan Community Board 2, comprising **83%*** of the neighborhood's domestic incident reports.

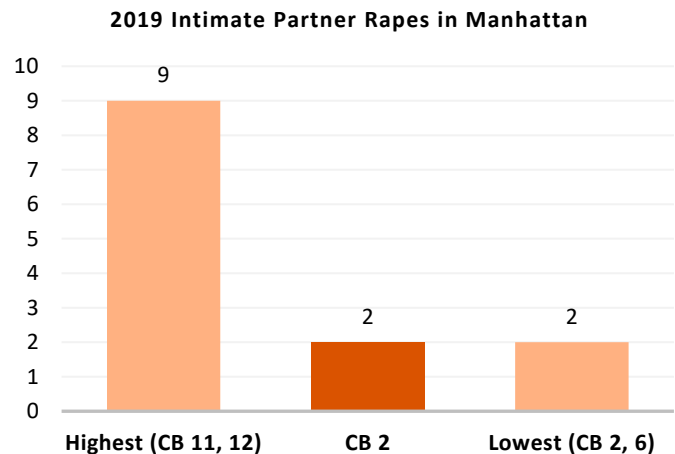
*This percentage excludes reports with missing relationship field.



- 2 In 2019, there were **21 intimate partner felony assaults**, comprising **91%** of the neighborhood's domestic violence felony assaults.



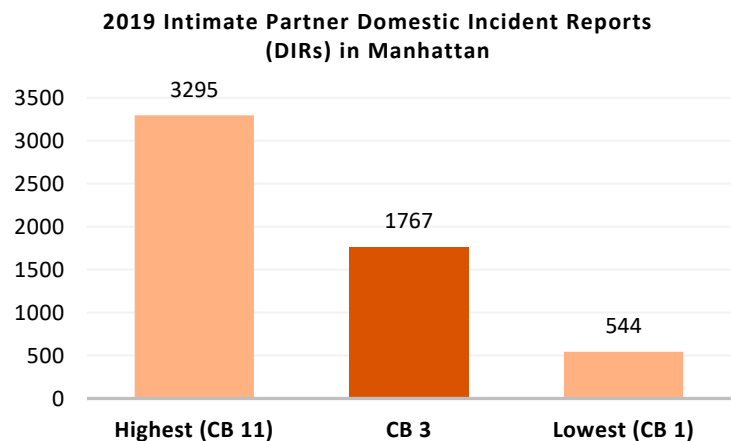
- 3 In 2019, there were **2 intimate partner rapes**, comprising **100%** of the neighborhood's domestic violence rapes.



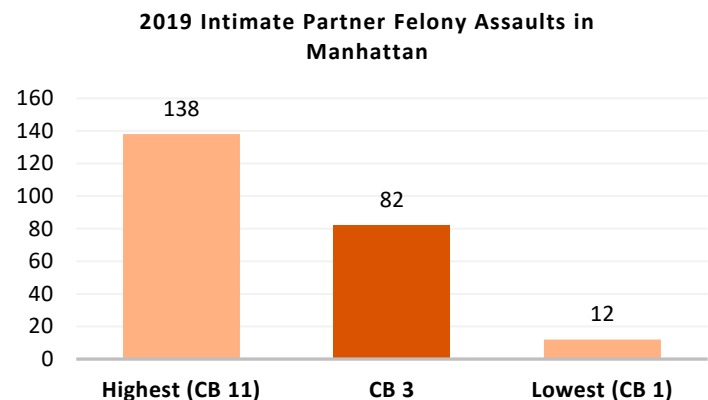
COMMUNITY BOARD 3: Lower East Side and Chinatown

- 1 In 2019, there were **1,767 intimate partner domestic incident reports** in Manhattan Community Board 3, comprising **58%*** of the neighborhood's domestic incident reports.

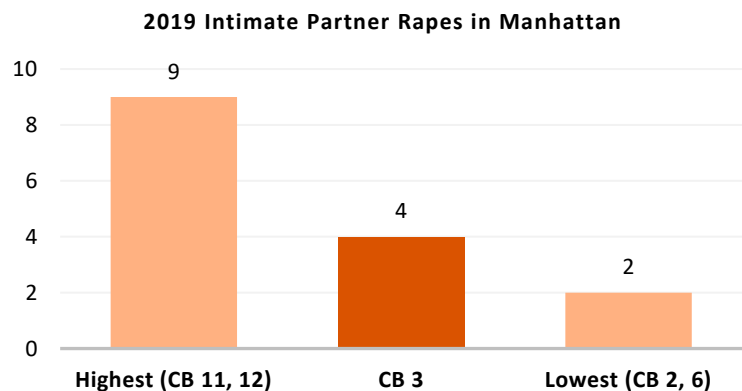
*This percentage excludes reports with missing relationship field.



- 2 In 2019, there were **82 intimate partner felony assaults**, comprising **64%** of the neighborhood's domestic violence felony assaults.



- 3 In 2019, there were **4 intimate partner rapes**, comprising **57%** of the neighborhood's domestic violence rapes.

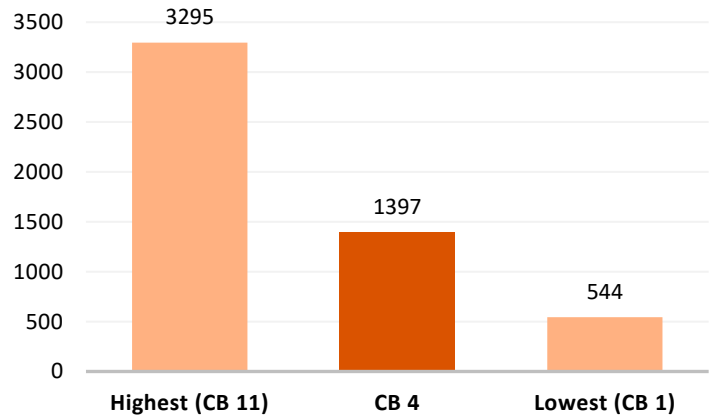


COMMUNITY BOARD 4: Clinton and Chelsea

- 1 In 2019, there were **1,397 intimate partner domestic incident reports** in Manhattan Community Board 4, comprising **76%*** of the neighborhood's domestic incident reports.

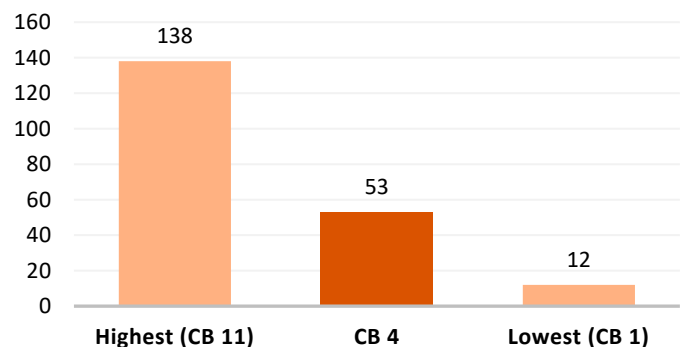
*This percentage excludes reports with missing relationship field.

2019 Intimate Partner Domestic Incident Reports (DIRs) in Manhattan



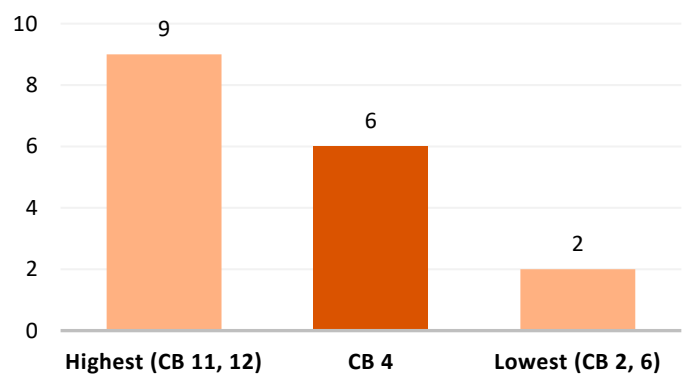
- 2 In 2019, there were **53 intimate partner felony assaults**, comprising **74%** of the neighborhood's domestic violence felony assaults.

2019 Intimate Partner Felony Assaults in Manhattan



- 3 In 2019, there were **6 intimate partner rapes**, comprising **75%** of the neighborhood's domestic violence rapes.

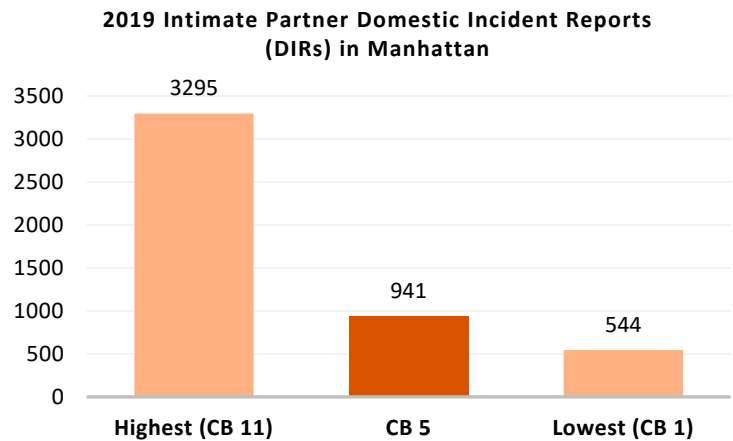
2019 Intimate Partner Rapes in Manhattan



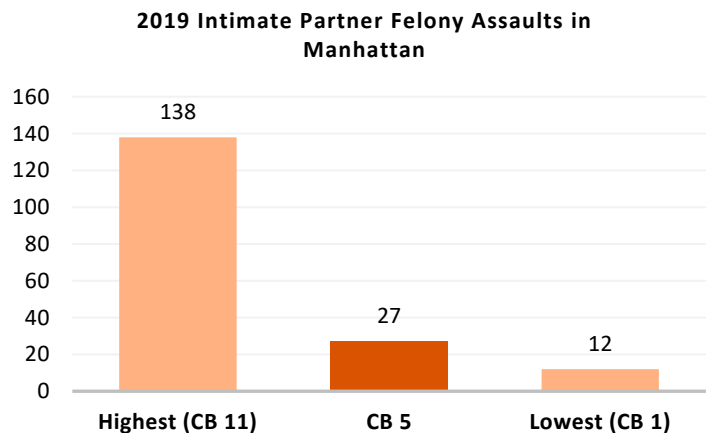
COMMUNITY BOARD 5: Midtown

- 1 In 2019, there were **941 intimate partner domestic incident reports** in Manhattan Community Board 5, comprising **83%*** of the neighborhood's domestic incident reports.

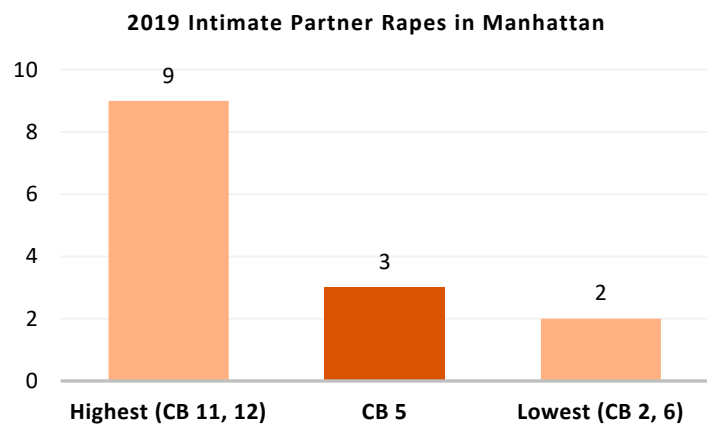
*This percentage excludes reports with missing relationship field.



- 2 In 2019, there were **27 intimate partner felony assaults**, comprising **90%** of the neighborhood's domestic violence felony assaults.



- 3 In 2019, there were **3 intimate partner rapes**, comprising **75%** of the neighborhood's domestic violence rapes.

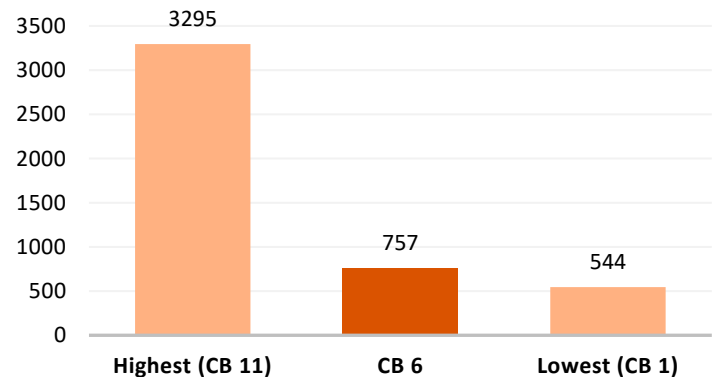


COMMUNITY BOARD 6: Stuyvesant Town and Turtle Bay

- 1 In 2019, there were **757 intimate partner domestic incident reports** in Manhattan Community Board 6, comprising **74%*** of the neighborhood's domestic incident reports.

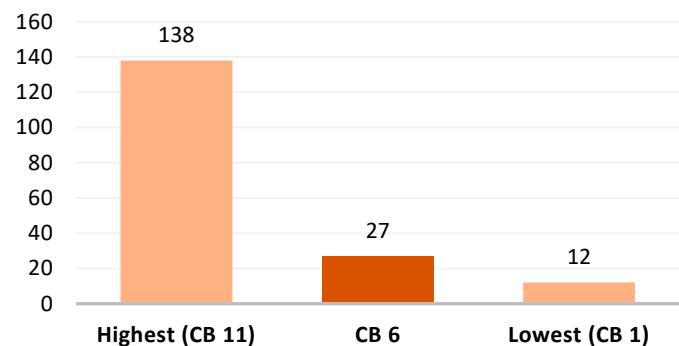
*This percentage excludes reports with missing relationship field.

2019 Intimate Partner Domestic Incident Reports (DIRs) in Manhattan



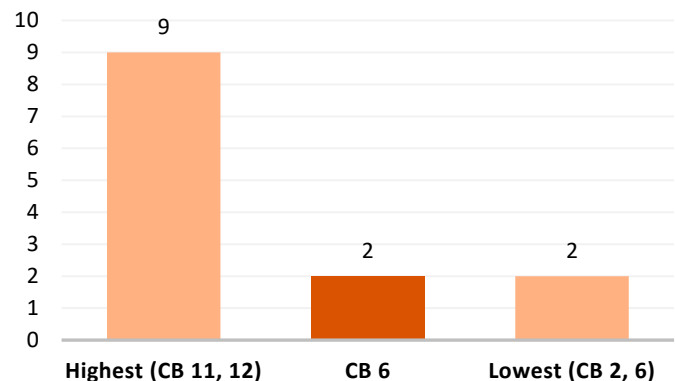
- 2 In 2019, there were **27 intimate partner felony assaults**, comprising **87%** of the neighborhood's domestic violence felony assaults.

2019 Intimate Partner Felony Assaults in Manhattan



- 3 In 2019, there were **2 intimate partner rapes**, comprising **100%** of the neighborhood's domestic violence rapes.

2019 Intimate Partner Rapes in Manhattan

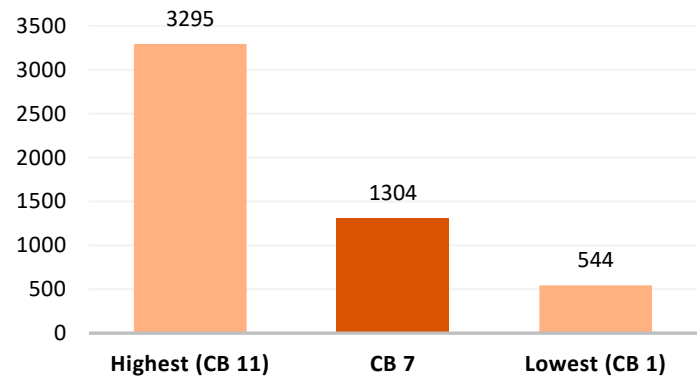


COMMUNITY BOARD 7: Upper West Side

- 1 In 2019, there were **1,304 intimate partner domestic incident reports** in Manhattan Community Board 7, comprising **63%*** of the neighborhood's domestic incident reports.

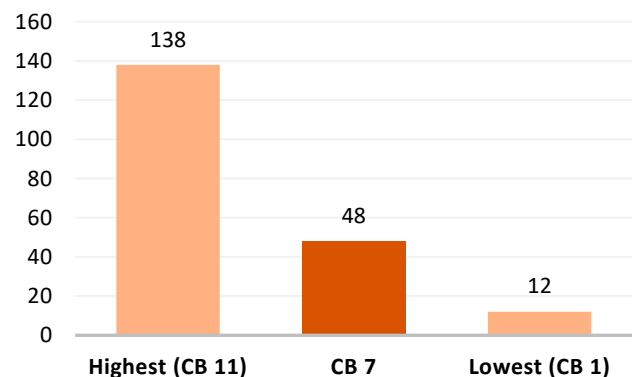
*This percentage excludes reports with missing relationship field.

2019 Intimate Partner Domestic Incident Reports (DIRs) in Manhattan



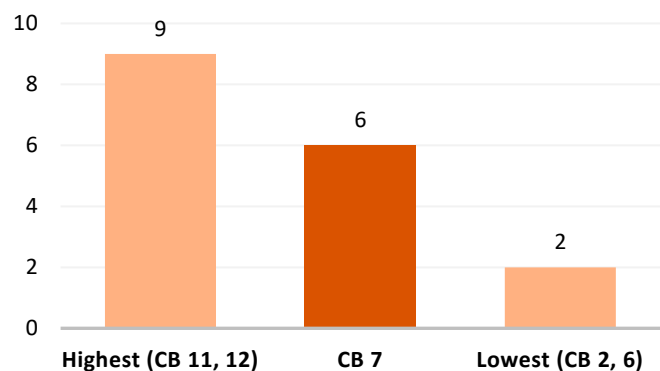
- 2 In 2019, there were **48 intimate partner felony assaults**, comprising **63%** of the neighborhood's domestic violence felony assaults.

2019 Intimate Partner Felony Assaults in Manhattan



- 3 In 2019, there were **6 intimate partner rapes**, comprising **100%** of the neighborhood's domestic violence rapes.

2019 Intimate Partner Rapes in Manhattan

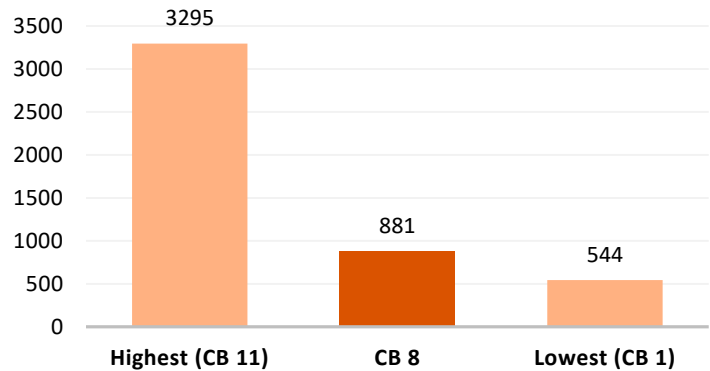


COMMUNITY BOARD 8: Upper East Side

- 1** In 2019, there were **881 intimate partner domestic incident reports** in Manhattan Community Board 8, comprising **72%*** of the neighborhood's domestic incident reports.

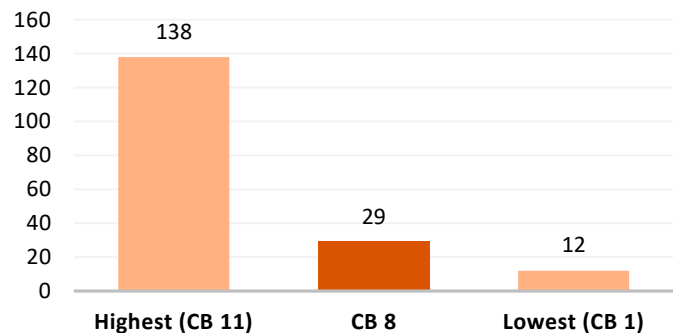
*This percentage excludes reports with missing relationship field.

2019 Intimate Partner Domestic Incident Reports (DIRs) in Manhattan



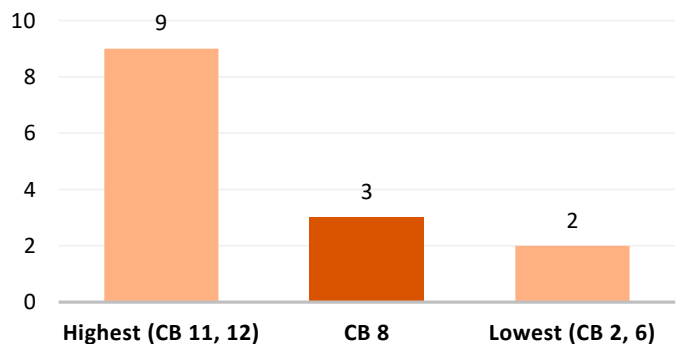
- 2** In 2019, there were **29 intimate partner felony assaults**, comprising **64%** of the neighborhood's domestic violence felony assaults.

2019 Intimate Partner Felony Assaults in Manhattan



- 3** In 2019, there were **3 intimate partner rapes**, comprising **100%** of the neighborhood's domestic violence rapes.

2019 Intimate Partner Rapes in Manhattan

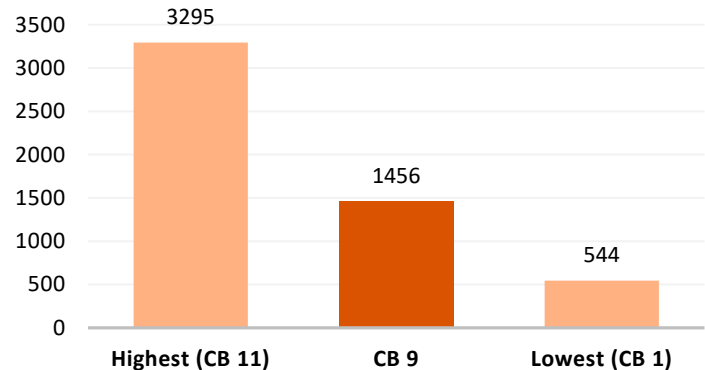


COMMUNITY BOARD 9: Morningside Heights and Hamilton Heights

- 1 In 2019, there were **1,456 intimate partner domestic incident reports** in Manhattan Community Board 9, comprising **57%*** of the neighborhood's domestic incident reports.

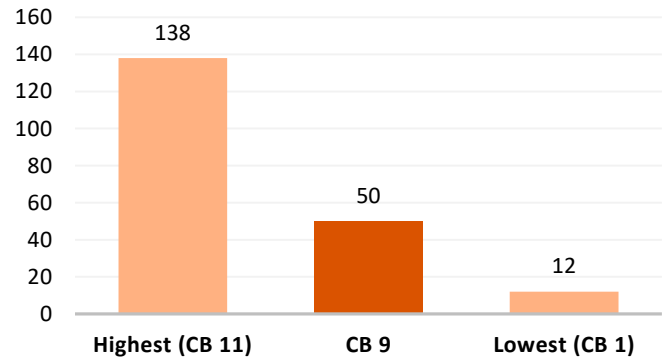
*This percentage excludes reports with missing relationship field.

2019 Intimate Partner Domestic Incident Reports (DIRs) in Manhattan



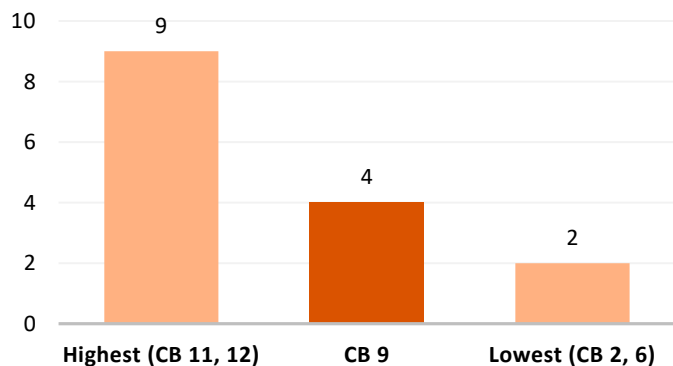
- 2 In 2019, there were **50 intimate partner felony assaults**, comprising **60%** of the neighborhood's domestic violence felony assaults.

2019 Intimate Partner Felony Assaults in Manhattan



- 3 In 2019, there were **4 intimate partner rapes**, comprising **50%** of the neighborhood's domestic violence rapes.

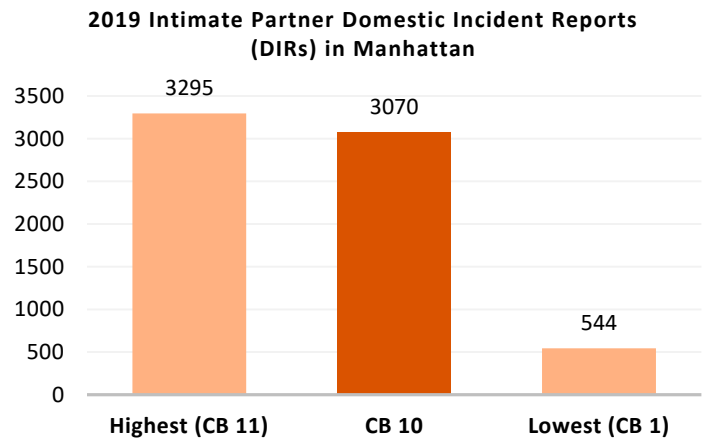
2019 Intimate Partner Rapes in Manhattan



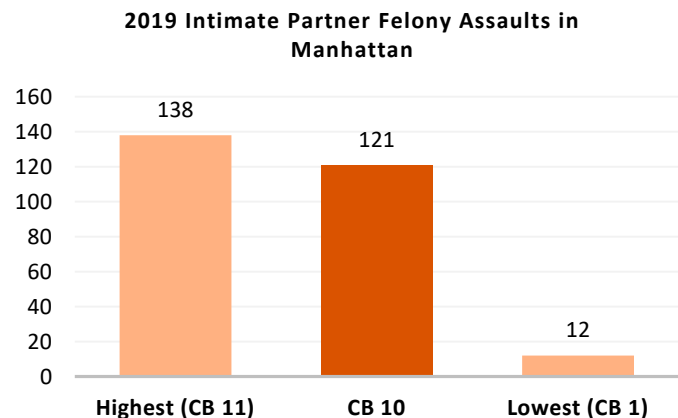
COMMUNITY BOARD 10: Central Harlem

- 1 In 2019, there were **3,070 intimate partner domestic incident reports** in Manhattan Community Board 10, comprising **57%*** of the neighborhood's domestic incident reports.

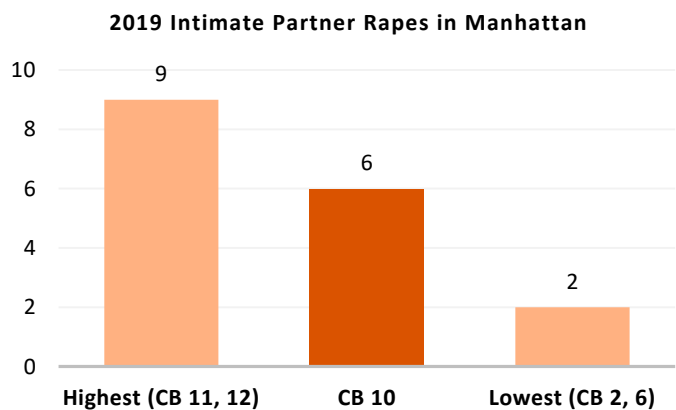
*This percentage excludes reports with missing relationship field.



- 2 In 2019, there were **121 intimate partner felony assaults**, comprising **63%** of the neighborhood's domestic violence felony assaults.



- 3 In 2019, there were **6 intimate partner rapes**, comprising **40%** of the neighborhood's domestic violence rapes.

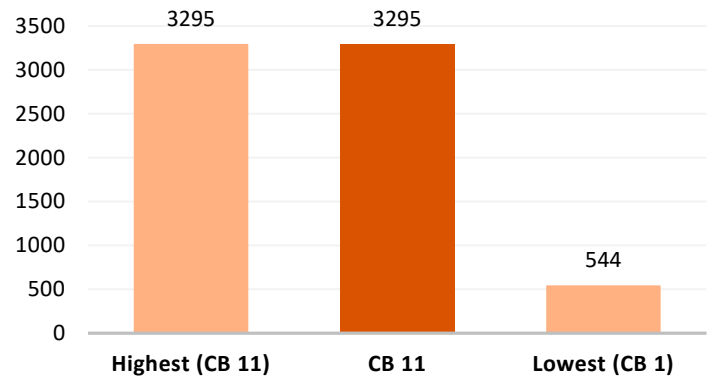


COMMUNITY BOARD 11: East Harlem

- 1 In 2019, there were **3,296 intimate partner domestic incident reports** in Manhattan Community Board 11, comprising **60%*** of the neighborhood's domestic incident reports.

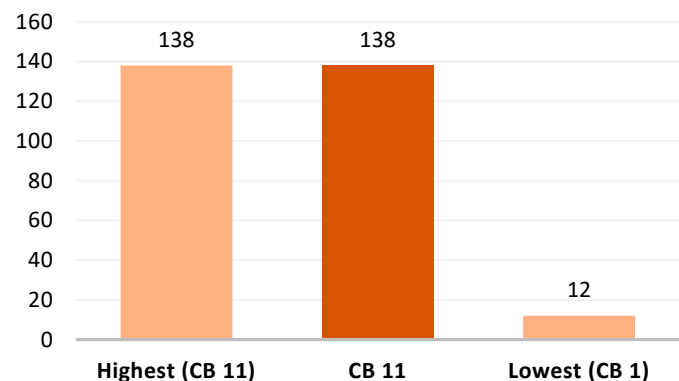
*This percentage excludes reports with missing relationship field.

2019 Intimate Partner Domestic Incident Reports (DIRs) in Manhattan



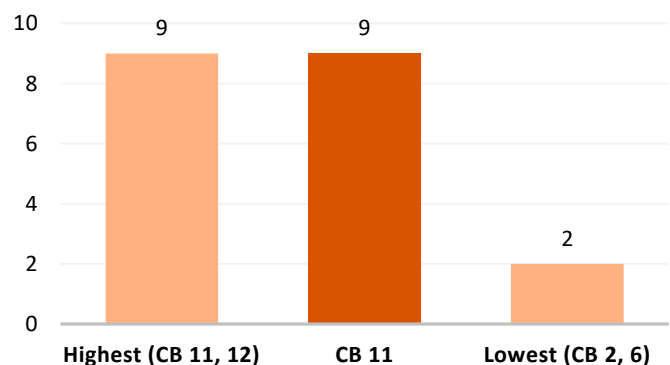
- 2 In 2019, there were **138 intimate partner felony assaults**, comprising **66%** of the neighborhood's domestic violence felony assaults.

2019 Intimate Partner Felony Assaults in Manhattan



- 3 In 2019, there were **9 intimate partner rapes**, comprising **50%** of the neighborhood's domestic violence rapes.

2019 Intimate Partner Rapes in Manhattan

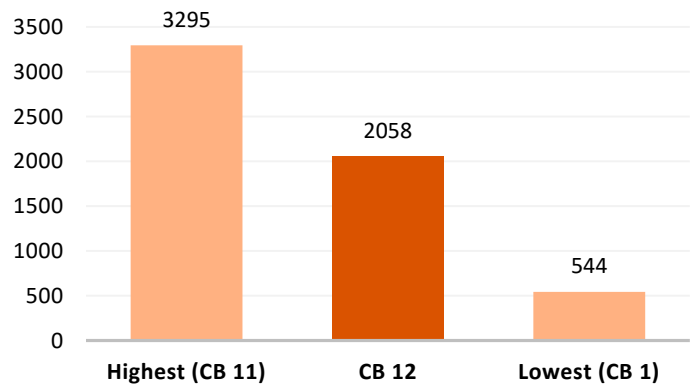


COMMUNITY BOARD 12: Washington Heights and Inwood

- 1 In 2019, there were **2,058 intimate partner domestic incident reports** in Manhattan Community Board 12, comprising **63%*** of the neighborhood's domestic incident reports.

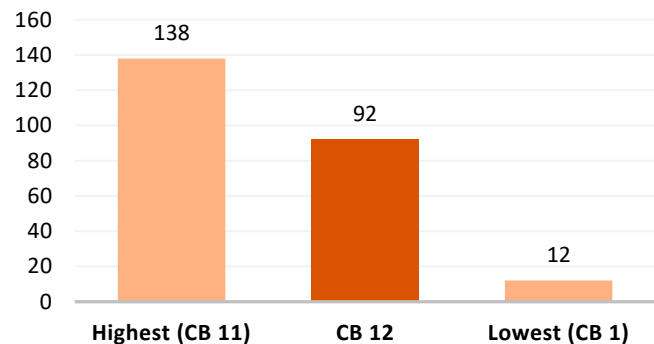
*This percentage excludes reports with missing relationship field.

2019 Intimate Partner Domestic Incident Reports (DIRs) in Manhattan



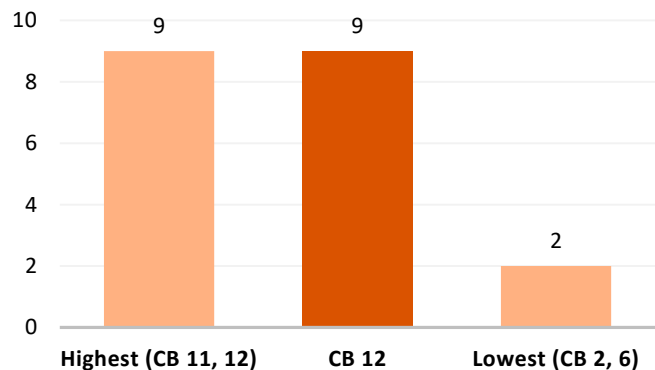
- 2 In 2019, there were **92 intimate partner felony assaults**, comprising **68%** of the neighborhood's domestic violence felony assaults.

2019 Intimate Partner Felony Assaults in Manhattan



- 3 In 2019, there were **9 intimate partner rapes**, comprising **60%** of the neighborhood's domestic violence rapes.

2019 Intimate Partner Rapes in Manhattan



Queens:

Intimate partner violence snapshot

1 In 2019, there were **24,903 intimate partner domestic incident reports (DIRs)** in Queens. These comprised **64%*** of the borough's domestic incident reports.

*This percentage excludes reports with missing relationship field.

2 In 2019, there were **1,151 intimate partner felony assaults** in Queens. These comprised **63%** of the borough's domestic violence felony assaults.

3 In 2019, there were **132 intimate partner rapes** in Queens. These comprised **72%** of the borough's domestic violence rapes.

4

HELP IS AVAILABLE

In the case of an emergency, call 911.



For information and non-emergency services, call 311 or the NYC Domestic Violence Hotline at 1-800-621-HOPE (4673).

Find resources and support in NYC at nyc.gov/nychope.

For walk-in services, visit one of the NYC Family Justice Centers.

NYC Family Justice Center, Queens

Address: 126-02 82nd Avenue, Kew Gardens, NY 11415 Phone: (718)575-4500

Subway: Take the  or  train to Kew Gardens/Union Turnpike. Use the "Court House/North Side:" exit and walk east on Queens Boulevard past Queens Borough Hall.

Turn left on 82nd Avenue.

Bus: The Q10, Q37, Q46, and Q60 all stop near the Center.

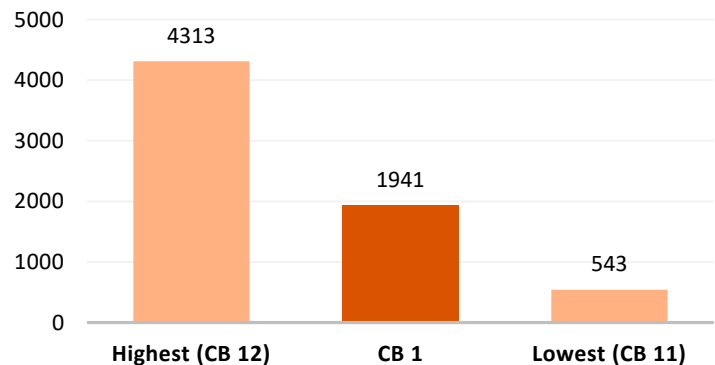
Services are free and confidential. All are welcome regardless of gender identity or expression, sexual orientation, language, or immigration status.

COMMUNITY BOARD 1: Long Island City and Astoria

- 1 In 2019, there were **1,941 intimate partner domestic incident reports** in Queens Community Board 1, comprising **63%*** of the neighborhood's domestic incident reports.

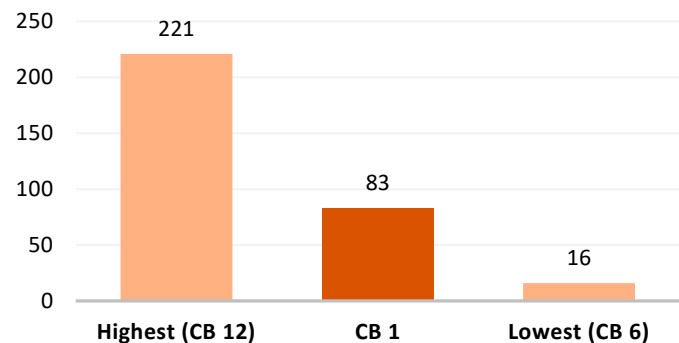
*This percentage excludes reports with missing relationship field.

2019 Intimate Partner Domestic Incident Reports (DIRs) in Queens



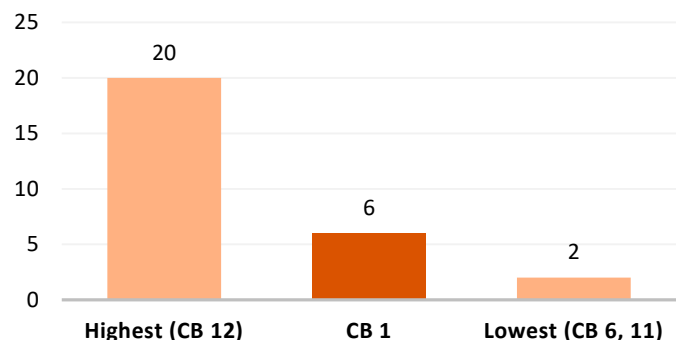
- 2 In 2019, there were **83 intimate partner felony assaults**, comprising **62%** of the neighborhood's domestic violence felony assaults.

2019 Intimate Partner Felony Assaults in Queens



- 3 In 2019, there were **6 intimate partner rapes**, comprising **86%** of the neighborhood's domestic violence rapes.

2019 Intimate Partner Rapes in Queens

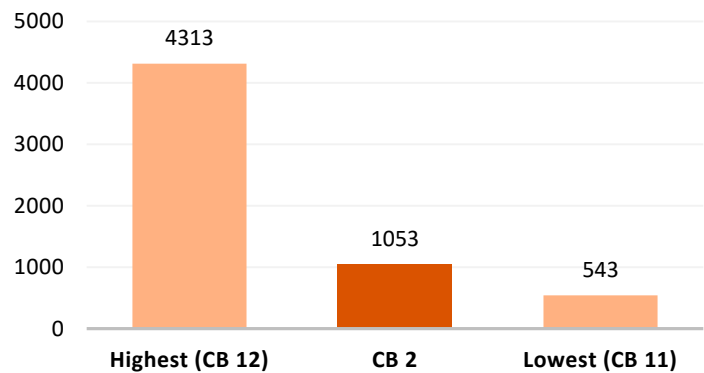


COMMUNITY BOARD 2: Woodside and Sunnyside

- 1 In 2019, there were **1,053 intimate partner domestic incident reports** in Queens Community Board 2, comprising **71%*** of the neighborhood's domestic incident reports.

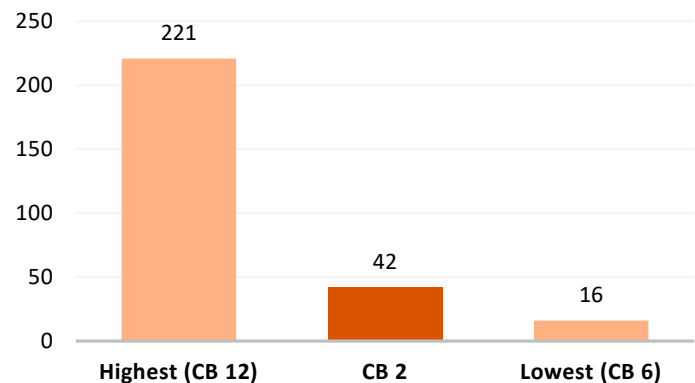
*This percentage excludes reports with missing relationship field.

2019 Intimate Partner Domestic Incident Reports (DIRs) in Queens



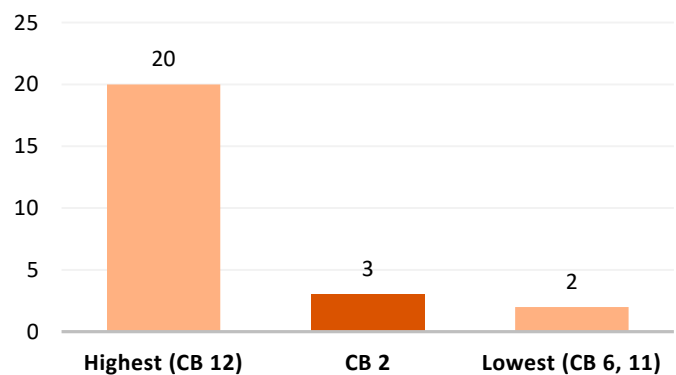
- 2 In 2019, there were **42 intimate partner felony assaults**, comprising **71%** of the neighborhood's domestic violence felony assaults.

2019 Intimate Partner Felony Assaults in Queens



- 3 In 2019, there were **3 intimate partner rapes**, comprising **50%** of the neighborhood's domestic violence rapes.

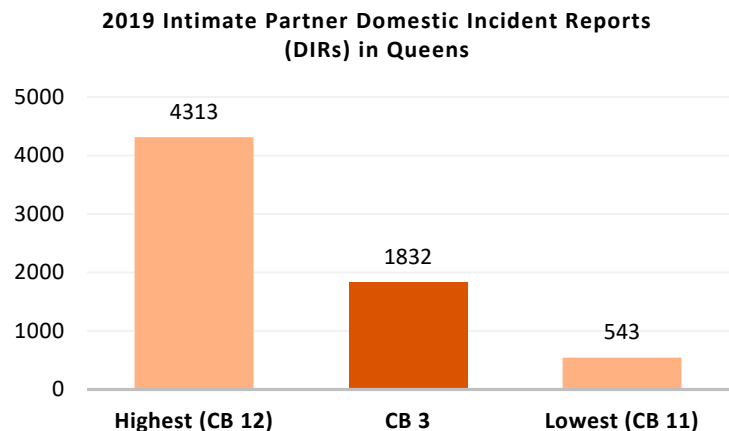
2019 Intimate Partner Rapes in Queens



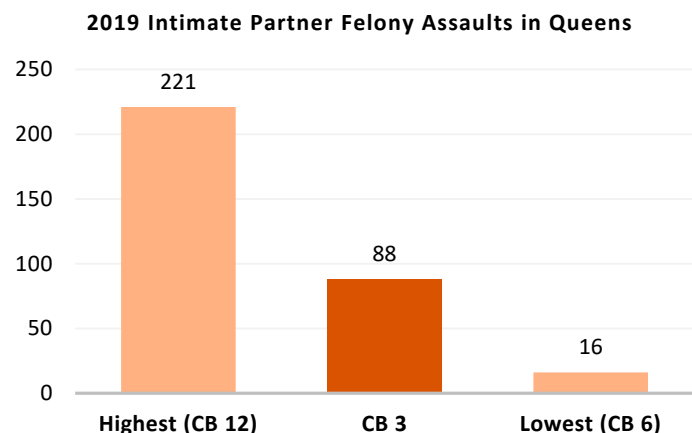
COMMUNITY BOARD 3: Jackson Heights

- 1 In 2019, there were **1,832 intimate partner domestic incident reports** in Queens Community Board 3, comprising **66%*** of the neighborhood's domestic incident reports.

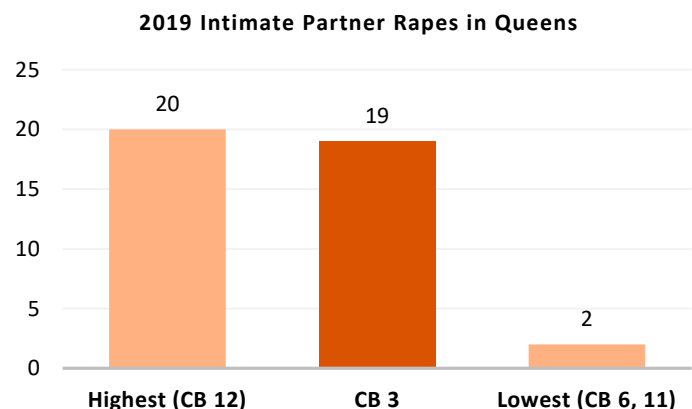
*This percentage excludes reports with missing relationship field.



- 2 In 2019, there were **88 intimate partner felony assaults**, comprising **64%** of the neighborhood's domestic violence felony assaults.



- 3 In 2019, there were **19 intimate partner rapes**, comprising **63%** of the neighborhood's domestic violence rapes.

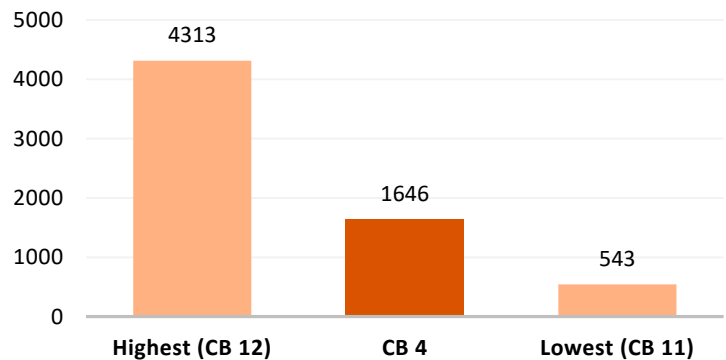


COMMUNITY BOARD 4: Elmhurst and Corona

- 1 In 2019, there were **1,646 intimate partner domestic incident reports** in Queens Community Board 4, comprising **70%*** of the neighborhood's domestic incident reports.

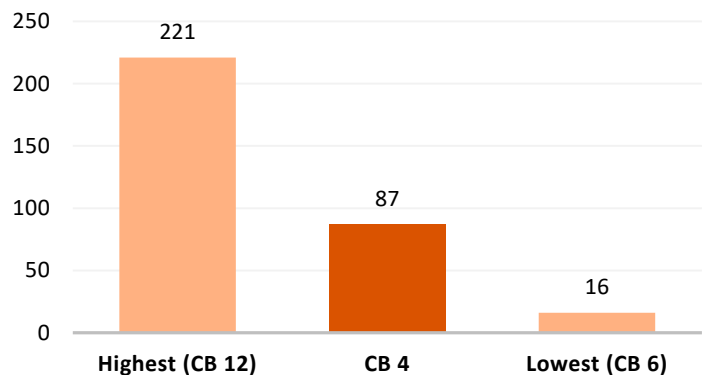
*This percentage excludes reports with missing relationship field.

2019 Intimate Partner Domestic Incident Reports (DIRs) in Queens



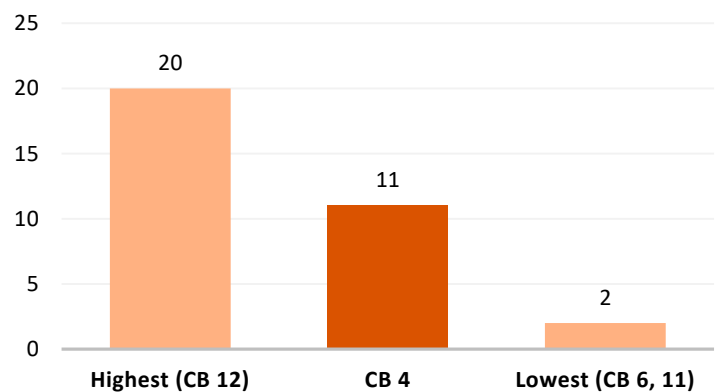
- 2 In 2019, there were **87 intimate partner felony assaults**, comprising **67%** of the neighborhood's domestic violence felony assaults.

2019 Intimate Partner Felony Assaults in Queens



- 3 In 2019, there were **11 intimate partner rapes**, comprising **69%** of the neighborhood's domestic violence rapes.

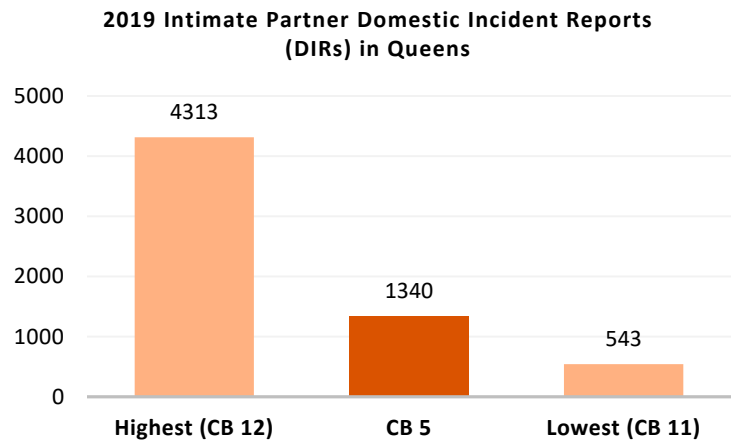
2019 Intimate Partner Rapes in Queens



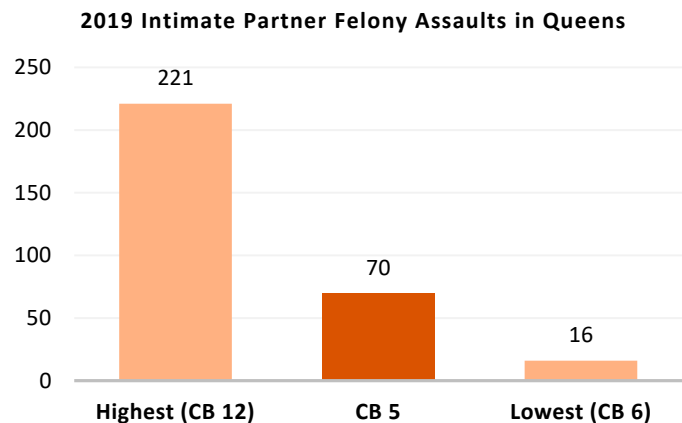
COMMUNITY BOARD 5: Ridgewood and Maspeth

- 1 In 2019, there were **1,340 intimate partner domestic incident reports** in Queens Community Board 5, comprising **70%*** of the neighborhood's domestic incident reports.

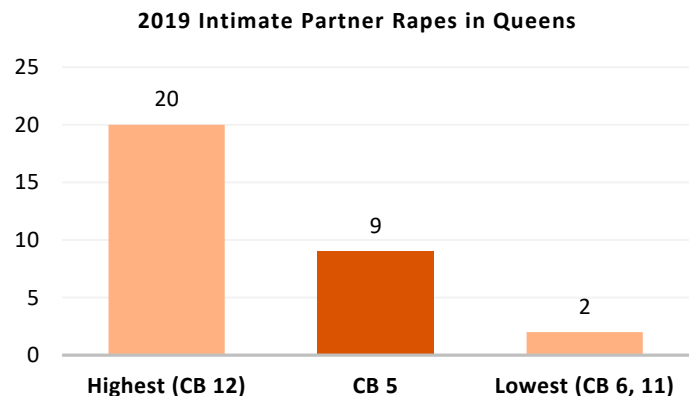
*This percentage excludes reports with missing relationship field.



- 2 In 2019, there were **70 intimate partner felony assaults**, comprising **72%** of the neighborhood's domestic violence felony assaults.



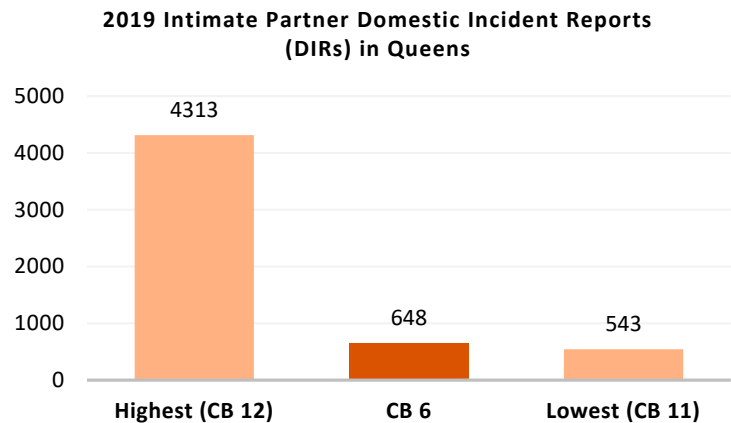
- 3 In 2019, there were **9 intimate partner rapes**, comprising **75%** of the neighborhood's domestic violence rapes.



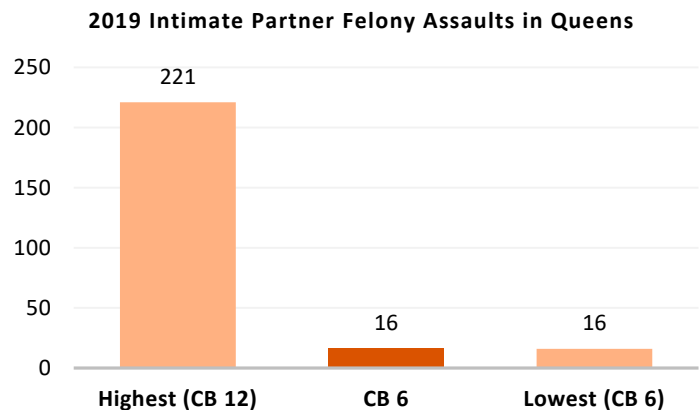
COMMUNITY BOARD 6: Rego Park and Forest Hills

- 1** In 2019, there were **648 intimate partner domestic incident reports** in Queens Community Board 6, comprising **70%*** of the neighborhood's domestic incident reports.

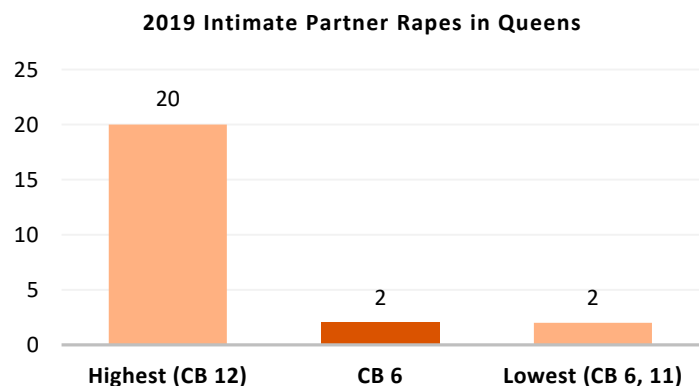
*This percentage excludes reports with missing relationship field.



- 2** In 2019, there were **16 intimate partner felony assaults**, comprising **70%** of the neighborhood's domestic violence felony assaults.



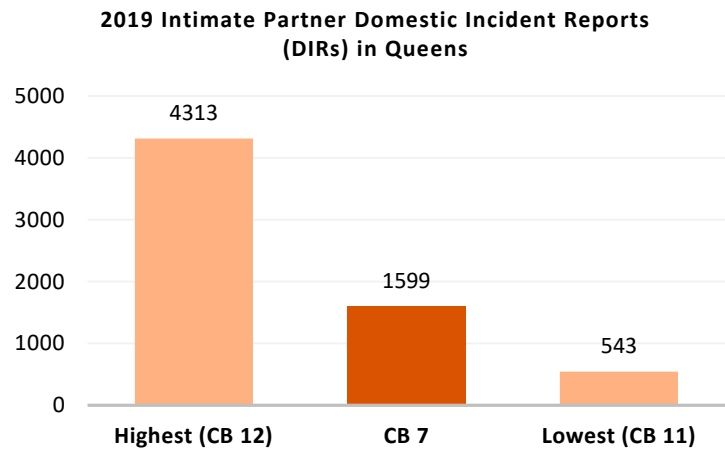
- 3** In 2019, there were **2 intimate partner rapes**, comprising **100%** of the neighborhood's domestic violence rapes.



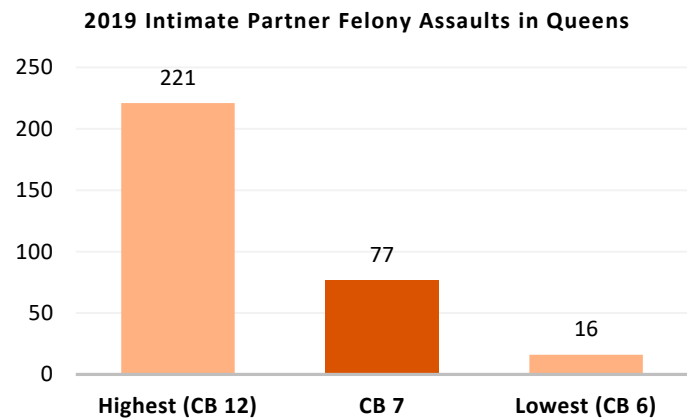
COMMUNITY BOARD 7: Flushing and Whitestone

- 1 In 2019, there were **1,599 intimate partner domestic incident reports** in Queens Community Board 7, comprising **67%*** of the neighborhood's domestic incident reports.

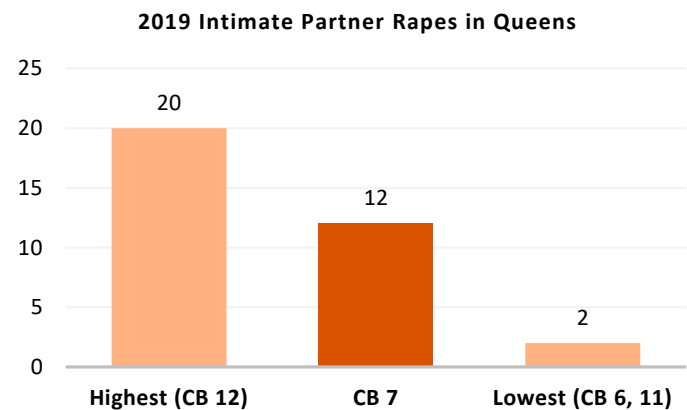
*This percentage excludes reports with missing relationship field.



- 2 In 2019, there were **77 intimate partner felony assaults**, comprising **61%** of the neighborhood's domestic violence felony assaults.



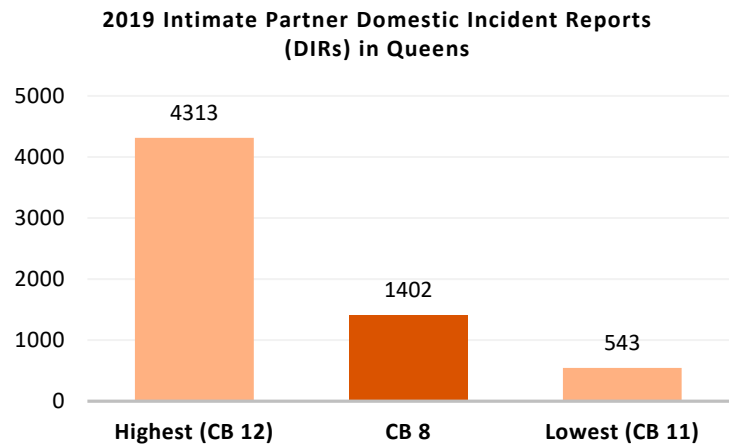
- 3 In 2019, there were **12 intimate partner rapes**, comprising **80%** of the neighborhood's domestic violence rapes.



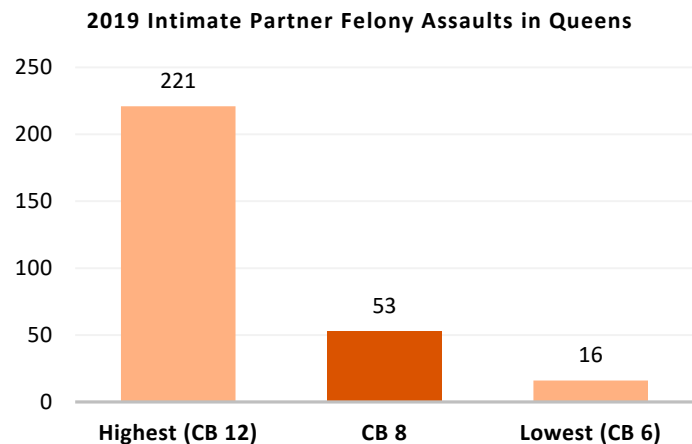
COMMUNITY BOARD 8: Hillcrest and Fresh Meadows

- 1 In 2019, there were **1,402 intimate partner domestic incident reports** in Queens Community Board 8, comprising **61%*** of the neighborhood's domestic incident reports.

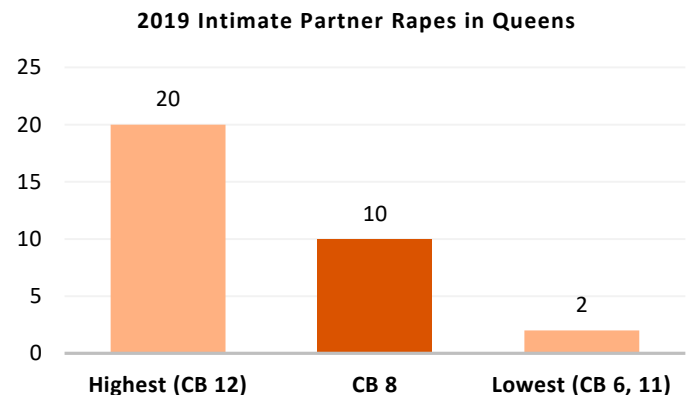
*This percentage excludes reports with missing relationship field.



- 2 In 2019, there were **53 intimate partner felony assaults**, comprising **65%** of the neighborhood's domestic violence felony assaults.



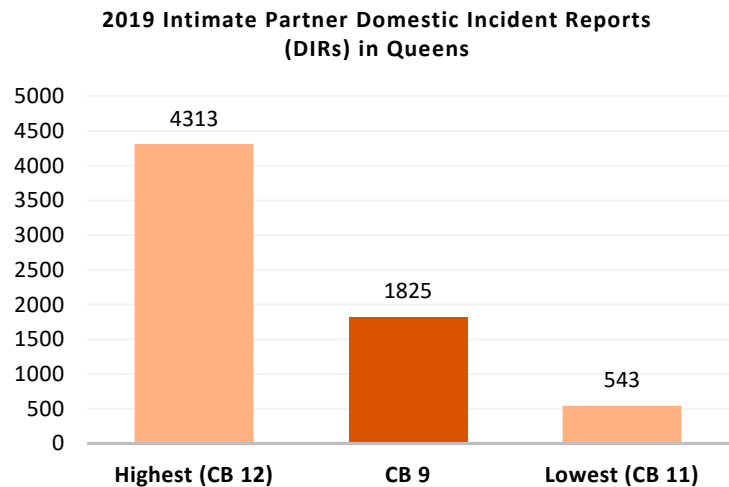
- 3 In 2019, there were **10 intimate partner rapes**, comprising **91%** of the neighborhood's domestic violence rapes.



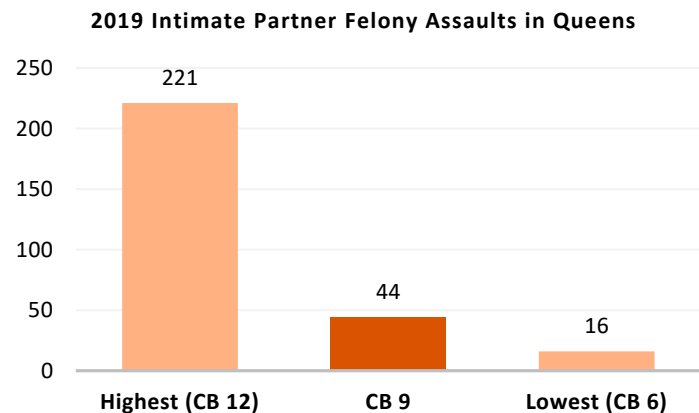
COMMUNITY BOARD 9: Kew Gardens and Woodhaven

- 1** In 2019, there were **1,825 intimate partner domestic incident reports** in Queens Community Board 9, comprising **64%*** of the neighborhood's domestic incident reports.

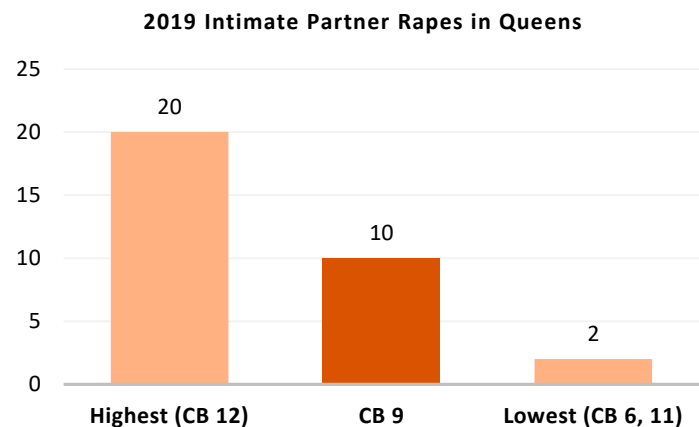
*This percentage excludes reports with missing relationship field.



- 2** In 2019, there were **44 intimate partner felony assaults**, comprising **64%** of the neighborhood's domestic violence felony assaults.



- 3** In 2019, there were **10 intimate partner rapes**, comprising **77%** of the neighborhood's domestic violence rapes.

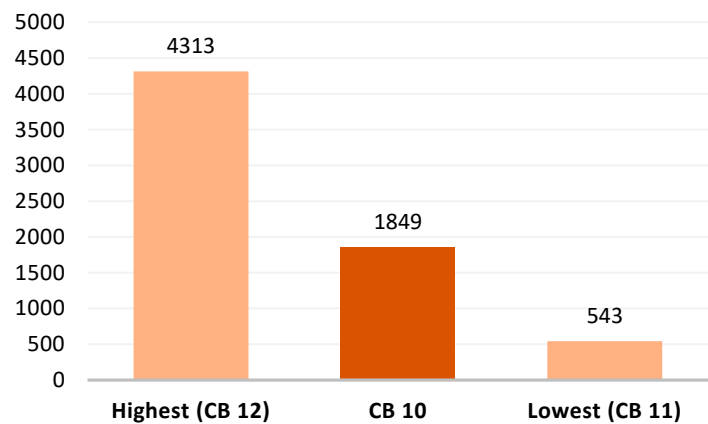


COMMUNITY BOARD 10: South Ozone Park and Howard Beach

- 1 In 2019, there were **1,849 intimate partner domestic incident reports** in Queens Community Board 10, comprising **64%*** of the neighborhood's domestic incident reports.

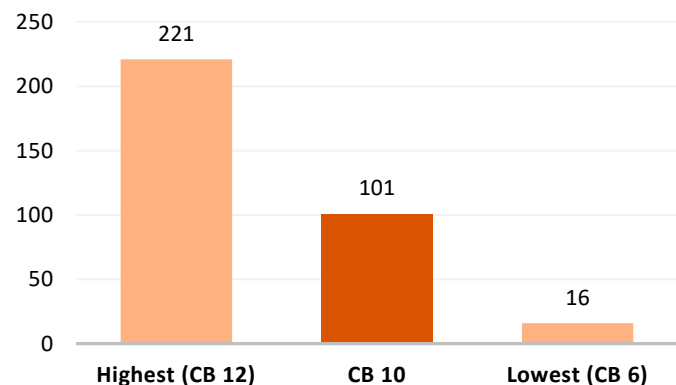
*This percentage excludes reports with missing relationship field.

2019 Intimate Partner Domestic Incident Reports (DIRs) in Queens



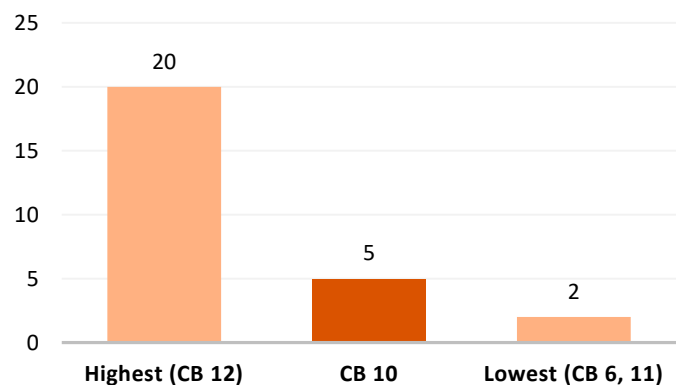
- 2 In 2019, there were **101 intimate partner felony assaults**, comprising **66%** of the neighborhood's domestic violence felony assaults.

2019 Intimate Partner Felony Assaults in Queens



- 3 In 2019, there were **5 intimate partner rapes**, comprising **56%** of the neighborhood's domestic violence rapes.

2019 Intimate Partner Rapes in Queens

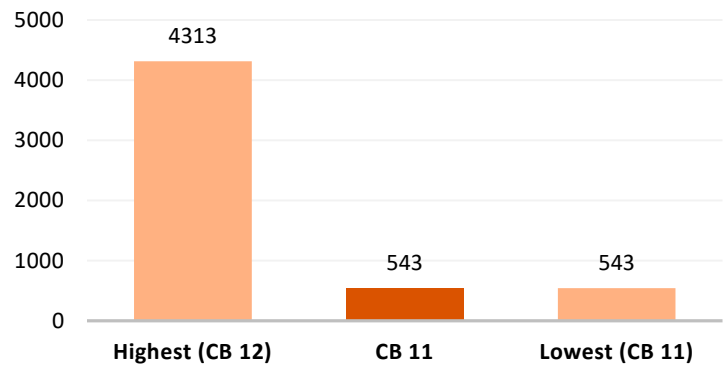


COMMUNITY BOARD 11: Bayside and Little Neck

- 1 In 2019, there were **543 intimate partner domestic incident reports** in Queens Community Board 11, comprising **65%*** of the neighborhood's domestic incident reports.

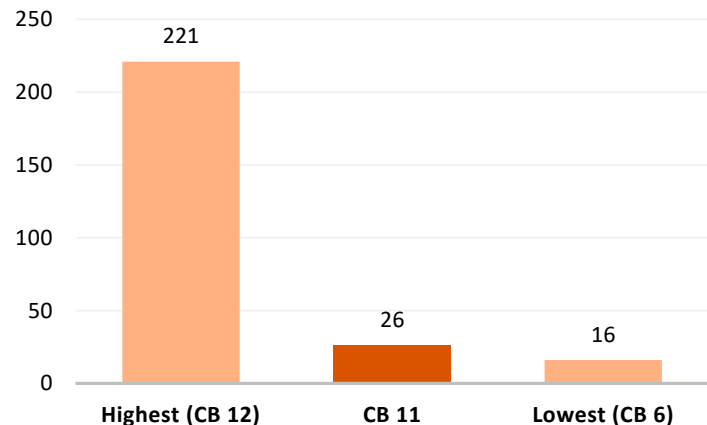
*This percentage excludes reports with missing relationship field.

2019 Intimate Partner Domestic Incident Reports (DIRs) in Queens



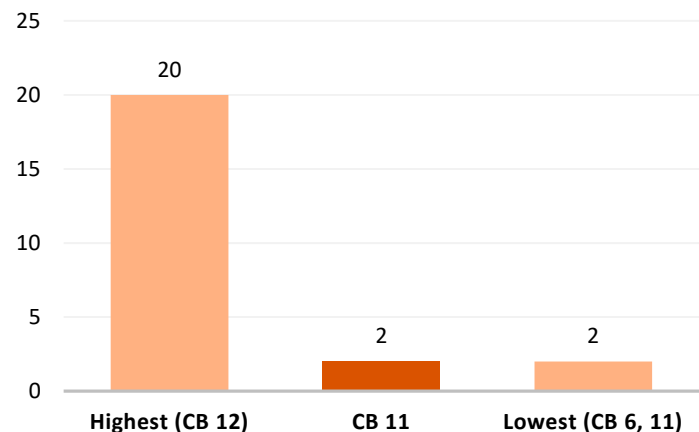
- 2 In 2019, there were **26 intimate partner felony assaults**, comprising **67%** of the neighborhood's domestic violence felony assaults.

2019 Intimate Partner Felony Assaults in Queens



- 3 In 2019, there were **2 intimate partner rapes**, comprising **100%** of the neighborhood's domestic violence rapes.

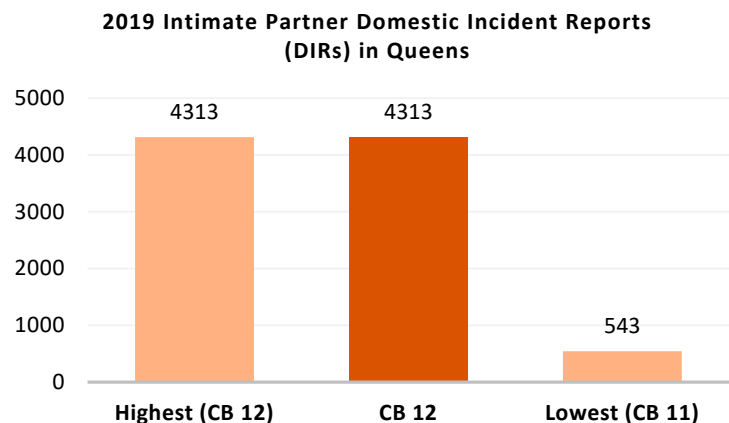
2019 Intimate Partner Rapes in Queens



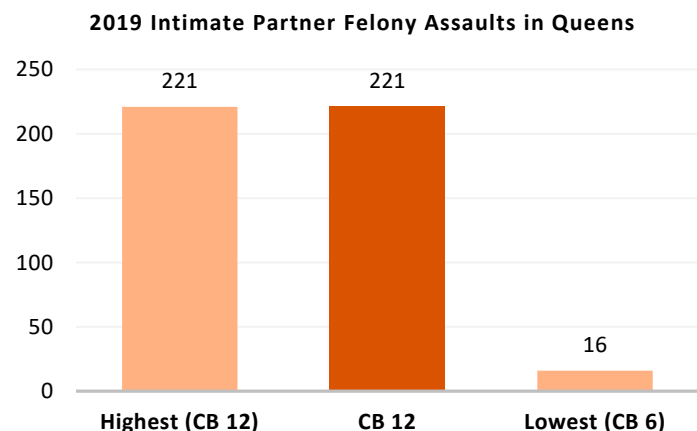
COMMUNITY BOARD 12: Jamaica and Hollis

- 1 In 2019, there were **4,313 intimate partner domestic incident reports** in Queens Community Board 12, comprising **61%*** of the neighborhood's domestic incident reports.

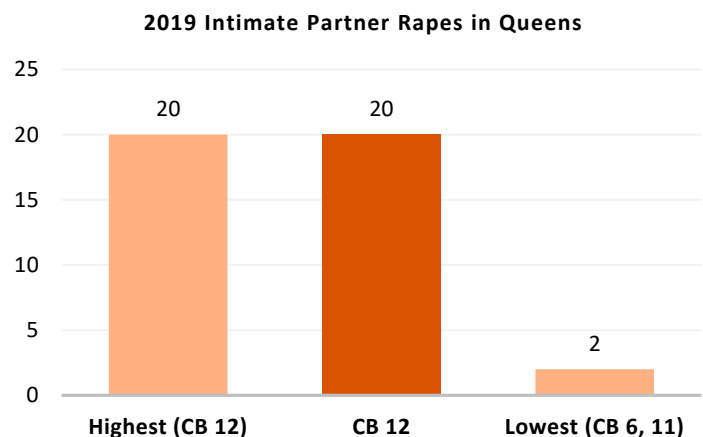
*This percentage excludes reports with missing relationship field.



- 2 In 2019, there were **221 intimate partner felony assaults**, comprising **58%** of the neighborhood's domestic violence felony assaults.



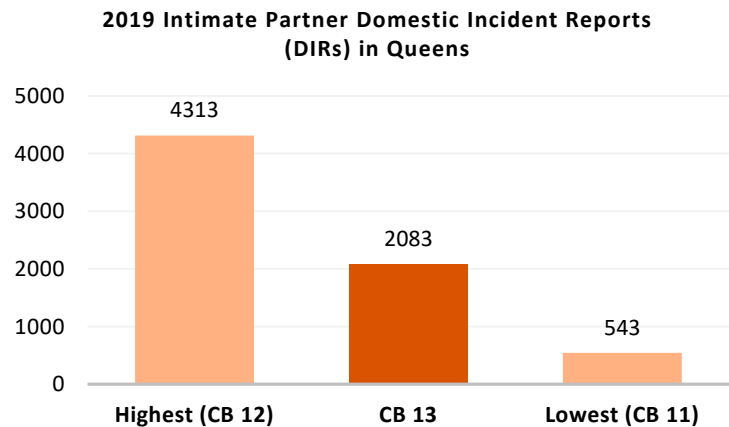
- 3 In 2019, there were **20 intimate partner rapes**, comprising **67%** of the neighborhood's domestic violence rapes.



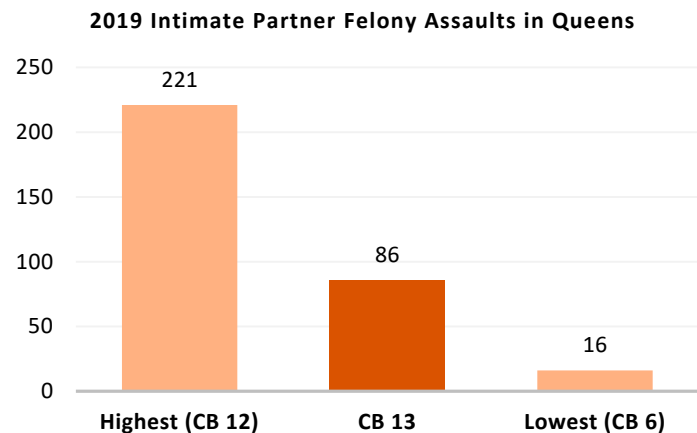
COMMUNITY BOARD 13: Queens Village

- 1 In 2019, there were **2,083 intimate partner domestic incident reports** in Queens Community Board 13, comprising **58%*** of the neighborhood's domestic incident reports.

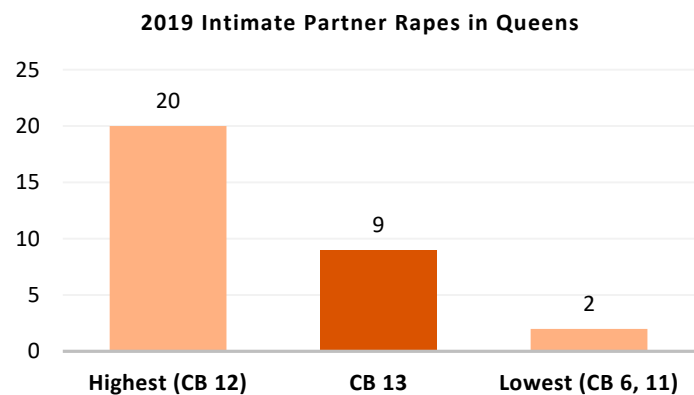
*This percentage excludes reports with missing relationship field.



- 2 In 2019, there were **86 intimate partner felony assaults**, comprising **55%** of the neighborhood's domestic violence felony assaults.



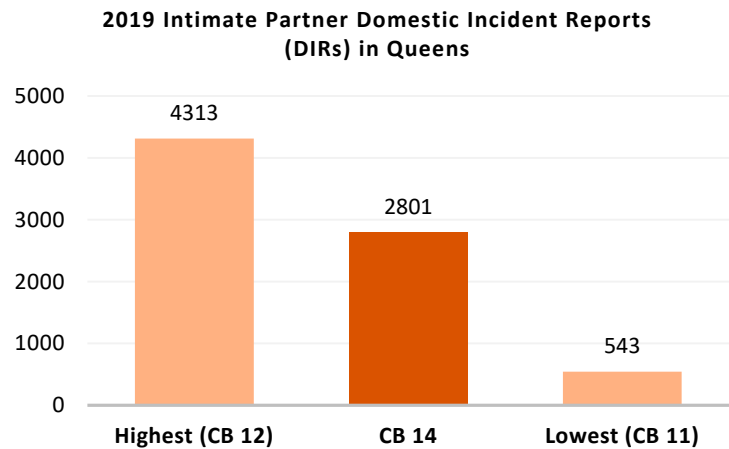
- 3 In 2019, there were **9 intimate partner rapes**, comprising **69%** of the neighborhood's domestic violence rapes.



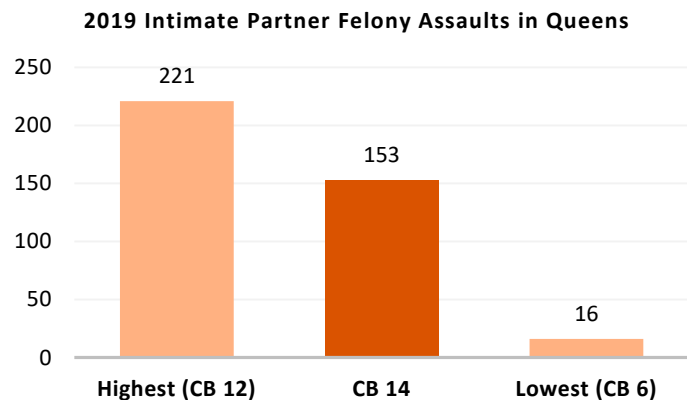
COMMUNITY BOARD 14: Rockaway and Broad Channel

- 1 In 2019, there were **2,801 intimate partner domestic incident reports** in Queens Community Board 14, comprising **65%*** of the neighborhood's domestic incident reports.

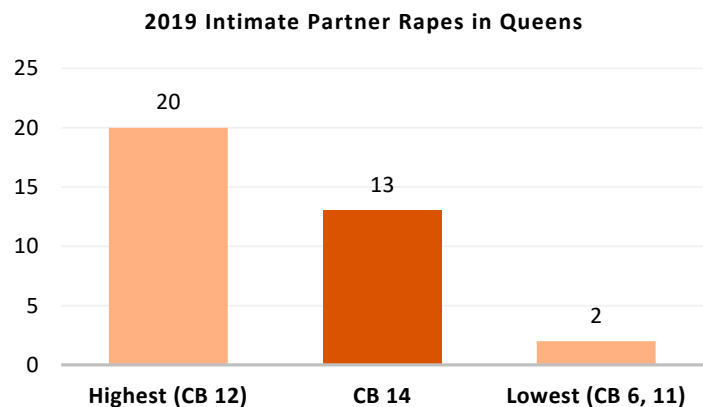
*This percentage excludes reports with missing relationship field.



- 2 In 2019, there were **153 intimate partner felony assaults**, comprising **67%** of the neighborhood's domestic violence felony assaults.



- 3 In 2019, there were **13 intimate partner rapes**, comprising **81%** of the neighborhood's domestic violence rapes.



Staten Island:

Intimate partner violence snapshot

- 1** In 2019, there were **6,058 intimate partner domestic incident reports (DIRs)** in Staten Island. These comprised **63%*** of the borough's domestic incident reports.

*This percentage excludes reports with missing relationship field.

- 2** In 2019, there were **146 intimate partner felony assaults** in Staten Island. These comprised **62%** of the borough's domestic violence felony assaults.

- 3** In 2019, there were **18 intimate partner rapes** in Staten Island. These comprised **64%** of the borough's domestic violence rapes.

4 **HELP IS AVAILABLE**

In the case of an emergency, call 911.

For information and non-emergency services, call 311 or the NYC Domestic Violence Hotline at 1-800-621-HOPE (4673).

Find resources and support in NYC at nyc.gov/nychope.

For walk-in services, visit one of the NYC Family Justice Centers.

NYC Family Justice Center, Staten Island

Address: 126 Stuyvesant Place, Staten Island, NY 10301

Across the street from the Staten Island Ferry and Staten Island Railway.

Bus: S40, S42, S44, S46, S48, S51, S52, S61, S62, S66, S74, S76 and S78.

Limited Bus: S81, S84, S86, S90, S91, S94, S96 and S98

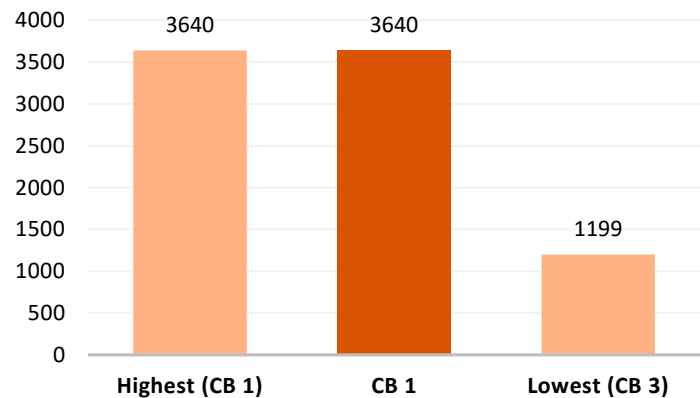
Services are free and confidential. All are welcome regardless of gender identity or expression, sexual orientation, language, or immigration status.

COMMUNITY BOARD 1: St. George and Stapleton

- 1** In 2019, there were **3,640 intimate partner domestic incident reports** in Staten Island Community Board 1, comprising **63%*** of the neighborhood's domestic incident reports.

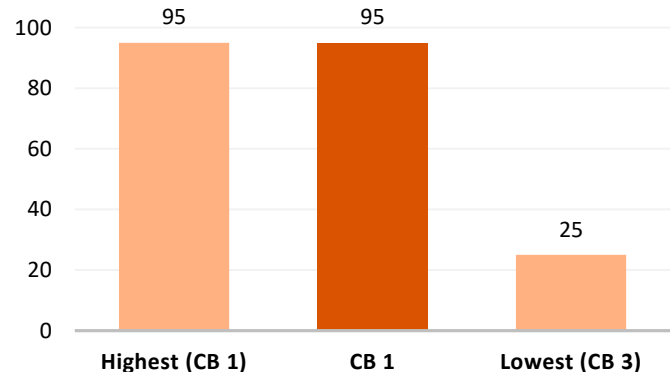
*This percentage excludes reports with missing relationship field.

2019 Intimate Partner Domestic Incident Reports (DIRs) in Staten Island



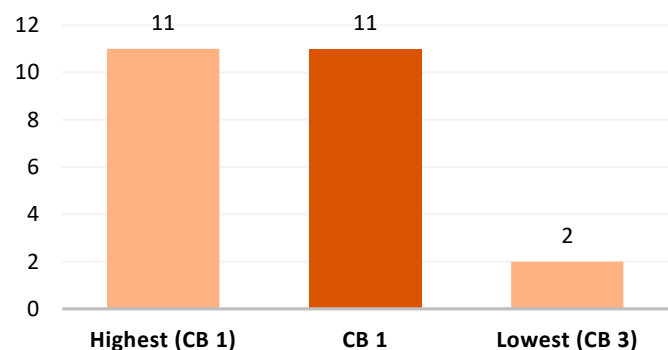
- 2** In 2019, there were **95 intimate partner felony assaults**, comprising **60%** of the neighborhood's domestic violence felony assaults.

2019 Intimate Partner Felony Assaults in Staten Island



- 3** In 2019, there were **11 intimate partner rapes**, comprising **65%** of the neighborhood's domestic violence rapes.

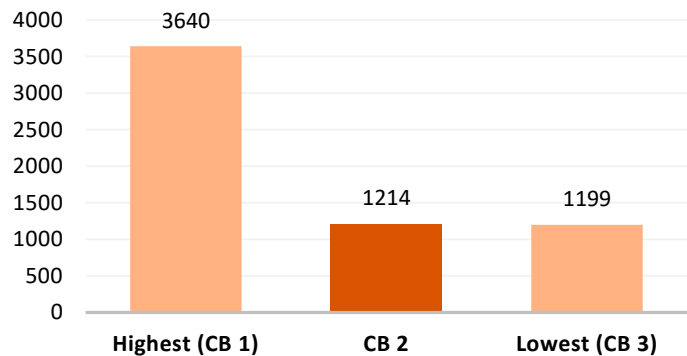
2019 Intimate Partner Rapes in Staten Island



COMMUNITY BOARD 2: South Beach and Willowbrook

- 1** In 2019, there were **1,214 intimate partner domestic incident reports** in Staten Island Community Board 2, comprising **62%*** of the neighborhood's domestic incident reports.

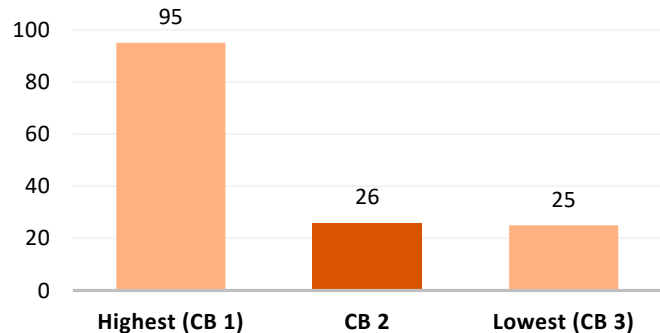
2019 Intimate Partner Domestic Incident Reports (DIRs) in Staten Island



*This percentage excludes reports with missing relationship field.

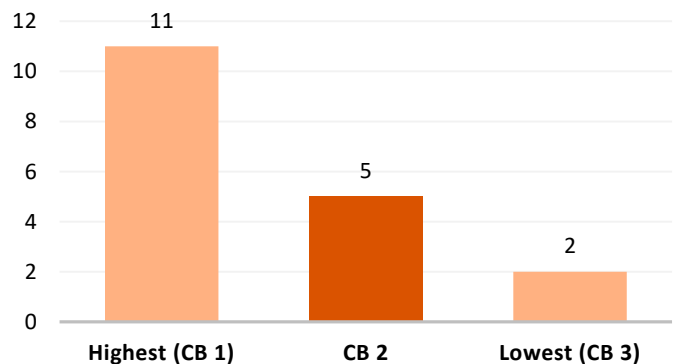
- 2** In 2019, there were **26 intimate partner felony assaults**, comprising **68%** of the neighborhood's domestic violence felony assaults.

2019 Intimate Partner Felony Assaults in Staten Island



- 3** In 2019, there were **5 intimate partner rapes**, comprising **63%** of the neighborhood's domestic violence rapes.

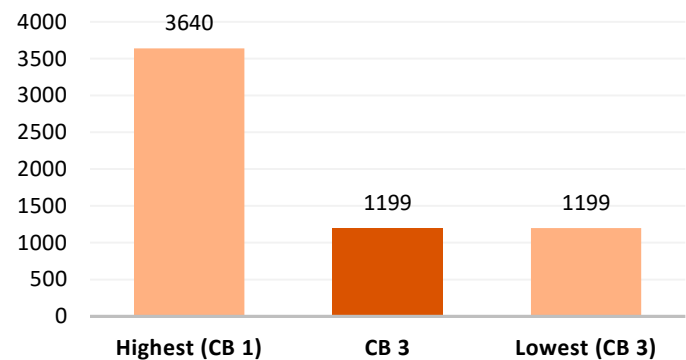
2019 Intimate Partner Rapes in Staten Island



COMMUNITY BOARD 3: Tottenville and Great Kills

- 1** In 2019, there were **1,199 intimate partner domestic incident reports** in Staten Island Community Board 3, comprising **65%*** of the neighborhood's domestic incident reports.

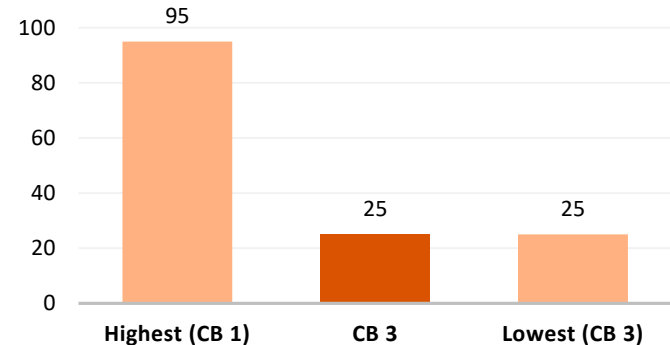
2019 Intimate Partner Domestic Incident Reports (DIRs) in Staten Island



*This percentage excludes reports with missing relationship field.

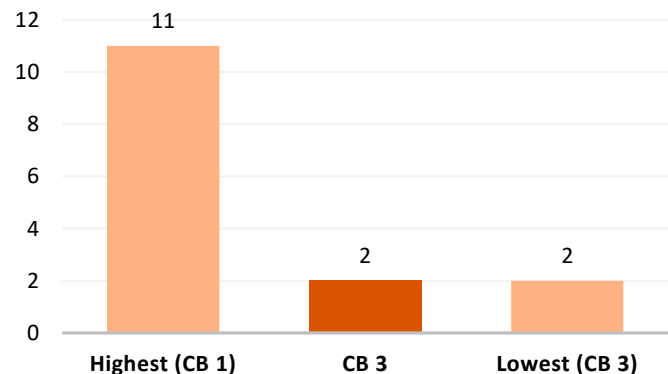
- 2** In 2019, there were **25 intimate partner felony assaults**, comprising **66%** of the neighborhood's domestic violence felony assaults.

2019 Intimate Partner Felony Assaults in Staten Island



- 3** In 2019, there were **2 intimate partner rapes**, comprising **67%** of the neighborhood's domestic violence rapes.

2019 Intimate Partner Rapes in Staten Island



Appendix

2019 Intimate Partner Domestic Incident Reports, Domestic Violence Felony Assault Offenses, and Domestic Violence Rape Offenses by Community Board District¹

Community Board (CB) District	Intimate Partner Domestic Incident Reports	Total Domestic Incident Reports ²	Intimate Partner Felony Assault Offenses	Total Domestic Violence-related Felony Assault Offenses	Intimate Partner Rape Offenses	Total Domestic Violence-related Rape Offenses
Bronx						
1	3239	5114	161	231	5	12
2	1295	1930	67	91	9	11
3	3004	4968	151	200	4	7
4	2846	4537	200	295	9	13
5	4038	5719	150	217	12	19
6	2215	3345	92	131	11	19
7	2700	4004	143	216	14	19
8	956	1479	34	50	5	7
9	3357	5442	194	284	11	16
10	1693	2742	70	120	6	7
11	1785	2628	76	113	7	14
12	3512	5398	218	307	9	17
Parks, airports, etc. ³	20	28	0	0	0	0
CB unknown	5	6	0	0	0	0
Total	30665	47340	1556	2255	102	161
Brooklyn						
1	1726	2607	68	99	5	5
2	1556	2318	67	97	5	7
3	3148	5219	148	236	8	16
4	1631	2577	90	129	9	17
5	4098	6569	238	332	15	25
6	1062	1717	32	50	1	2
7	959	1464	70	101	9	16
8	1830	2910	59	87	2	5

¹ NYC ENDGBV analyzed NYPD data on domestic violence. Incidents were separated into intimate partner violence (IPV) and family-related based on the following suspect-victim relationship categories:

IPV— boyfriend, common law husband, common law wife, divorced, ex-boyfriend, ex-girlfriend, fiancé/fiancée, former intimate partner, formerly married, girlfriend, husband, intimate partner/dating, married, parents boyfriend/girlfriend, same sex partner, wife

Family-related — aunt, brother, child of victim, daughter, father, grandchild, grandfather, grandmother, guardian, in-law, mother, nephew, niece, other relative, parent of victim, relative, sister, son, step-father/mother, uncle

² This percentage excludes reports with missing relationship field.

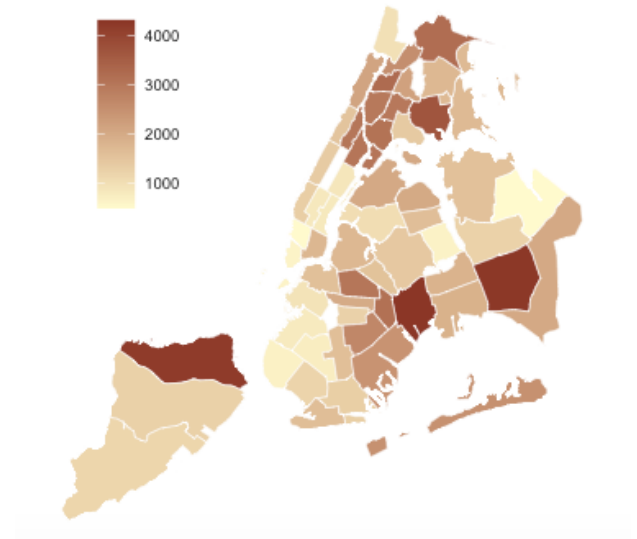
³ This category (Parks, airports, etc.) includes public parks, waterways, major governmental installations, and similar land uses which are not located within bounding community districts, indicated by the NYC Department of City Planning as Joint Interest Areas.

9	1342	2153	67	98	3	3
10	704	996	42	55	5	5
11	1108	1633	29	52	7	12
12	762	1288	33	50	7	11
13	1505	2523	66	93	3	9
14	1406	2470	47	77	7	11
15	1236	1962	47	69	4	4
16	3052	4889	125	203	8	13
17	2520	4067	124	205	19	24
18	2521	4316	81	132	11	15
Parks, airports, etc. ³	35	47	3	4	0	0
CB unknown	0	0	0	0	0	0
Total	32201	51725	1436	2169	128	200
Manhattan						
1	544	645	12	14	4	4
2	596	721	21	23	2	2
3	1767	3031	82	129	4	7
4	1397	1847	53	72	6	8
5	941	1130	27	30	3	4
6	757	1027	27	31	2	2
7	1304	2075	48	76	6	6
8	881	1219	29	45	3	3
9	1456	2570	50	84	4	8
10	3070	5351	121	193	6	15
11	3295	5496	138	210	9	18
12	2058	3272	92	136	9	15
Parks, airports, etc. ³	27	36	1	2	0	0
CB unknown	0	0	0	0	0	0
Total	18093	28420	701	1045	58	92
Queens						
1	1941	3100	83	133	6	7
2	1053	1473	42	59	3	6
3	1832	2785	88	138	19	30
4	1646	2351	87	130	11	16
5	1340	1905	70	97	9	12
6	648	931	16	23	2	2
7	1599	2387	77	126	12	15
8	1402	2311	53	82	10	11
9	1825	2842	44	69	10	13
10	1849	2895	101	154	5	9
11	543	841	26	39	2	2
12	4313	7056	221	378	20	30
13	2083	3590	86	155	9	13
14	2801	4307	153	230	13	16
Parks, airports,	28	36	2	3	1	1

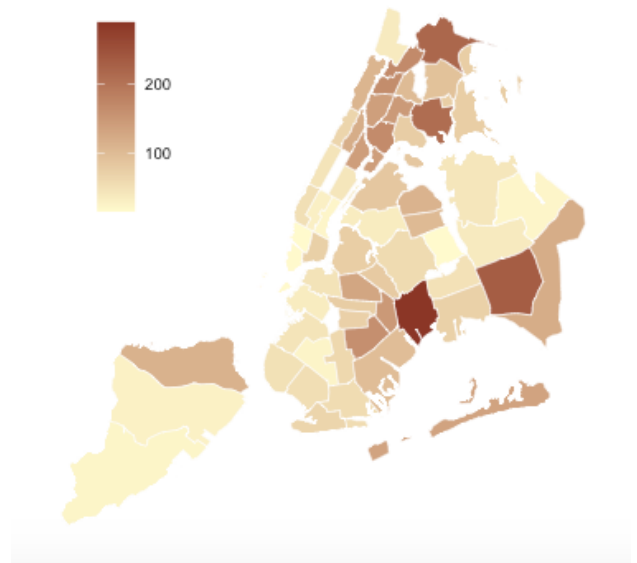
etc. ³						
CB unknown	0	2	2	2	0	0
Total	24903	38812	1151	1818	132	183
Staten Island						
1	3640	5789	95	159	11	17
2	1214	1961	26	38	5	8
3	1199	1841	25	38	2	3
Parks, airports, etc. ³	5	8	0	0	0	0
CB unknown	0	0	0	0	0	0
Total	6058	9599	146	235	18	28
CITYWIDE						
Total	111920	175896	4990	7522	438	664

Maps

Map of 2019 Intimate Partner
Domestic Incident Reports
(DIRs) by Community Board
District



Map of 2019 Intimate Partner
Felony Assaults by Community
Board District



Map of 2019 Intimate Partner
Rapes by Community Board
District

