

2017 INTIMATE PARTNER VIOLENCE SNAPSHOTS

NEW YORK CITY COMMUNITY BOARD DISTRICTS



Bill de Blasio
Mayor

Mayor's Office to Combat Domestic Violence

Cecile Noel
Commissioner





TABLE OF CONTENTS

	Page
Introduction	2
Bronx Community District Snapshots	3
Brooklyn Community District Snapshots	16
Manhattan Community District Snapshots	35
Queens Community District Snapshots	48
Staten Island Community District Snapshots	63
Appendix	67



2017 Intimate Partner Violence Snapshots: New York City Community Board Districts

Introduction

This is the fifth annual *Intimate Partner Violence Snapshots: New York City Community Board Districts*, which provides snapshots of intimate partner violence incident and offense statistics for each community board district in the City.

These snapshots provide an overview of the occurrence of intimate partner violence throughout the City, and are intended to increase awareness of intimate partner violence and the services and programs that are available for victims of intimate partner violence, sex trafficking, and elder abuse through the Mayor's Office to Combat Domestic Violence (OCDV).

This year the report is being published alongside a partner report, which covers family violence in the City. Together, family violence and intimate partner violence offenses comprise the total domestic violence offenses in New York City.

The domestic violence incident and offense data were obtained from the New York City Police Department (NYPD). Please note, intimate partner complaint and domestic incident report data are preliminary and subject to further revision by the NYPD. The snapshots include:

- 1) **Domestic Incident Reports:** The number and percentage of domestic violence incidents in each community board that were between intimate partners. Please note, for some domestic incident reports, the relationship categorization was missing so these reports are excluded from the number and percentage of intimate partner reports. The bar graph presents a comparison with the community boards in the borough with the highest and lowest frequencies of intimate partner domestic incident reports.
- 2) **Felony Assault Offenses:** The number and percentage of felony assault offenses in each community board that were between intimate partners. The bar graph presents a comparison with the community boards in the borough with the highest and lowest frequencies of intimate partner felony assault.
- 3) **Rape Offenses:** The number and percentage of rape offenses in each community board that were between intimate partners. The bar graph presents a comparison with the community boards in the borough with the highest and lowest frequencies of intimate partner rape.

For additional information please contact Sandhya Kajeepeeta, Director of Research and Evaluation, at the Office to Combat Domestic Violence at (212) 788-3156 or SKajeepeeta@cityhall.nyc.gov.

Bronx:

Domestic violence snapshot

- 1 In 2017, there were **28,269 intimate partner domestic incident reports (DIRs)** in the Bronx. These comprised **57%*** of the borough's domestic incident reports.

*This percentage excludes reports with missing relationship field.

- 2 In 2017, there were **1,487 intimate partner felony assaults** in the Bronx. These comprised **65%** of the borough's domestic violence felony assaults.

- 3 In 2017, there were **80 intimate partner rapes** in the Bronx. These comprised **63%** of the borough's domestic violence rapes.




4 **HELP IS AVAILABLE**

In the case of an emergency, call 911.

For information and non-emergency services, call 311 or the NYC Domestic Violence Hotline 1-800-621-HOPE (4673). For walk-in services, visit one of the NYC Family Justice Centers.

NYC Family Justice Center, Bronx

Address: 198 East 161st Street, Bronx, NY 10451 Phone: (718)508-1222

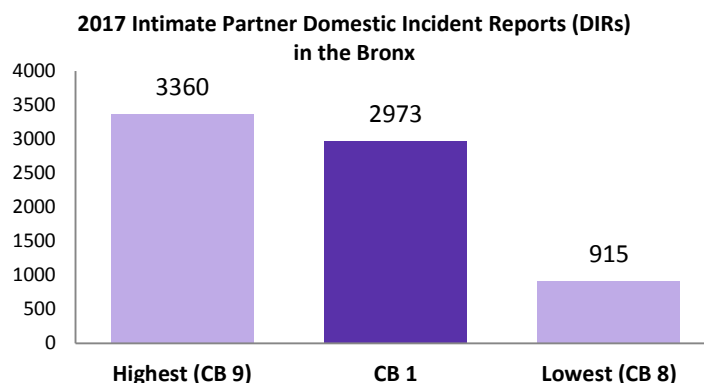
Subway: Take the  or   to 161st St. Yankee Stadium. Exit near the intersection of E. 161st St. and River Ave. Walk east on 161st St. towards Grand Concourse. The Center is at the corner of E. 161st St. and Sheridan Ave.

Bus: The BX1, BX2, BX6, and BX 13 all stop near the Center.

Services are free and confidential. All are welcome regardless of gender identity or expression, sexual orientation, language, or immigration status.

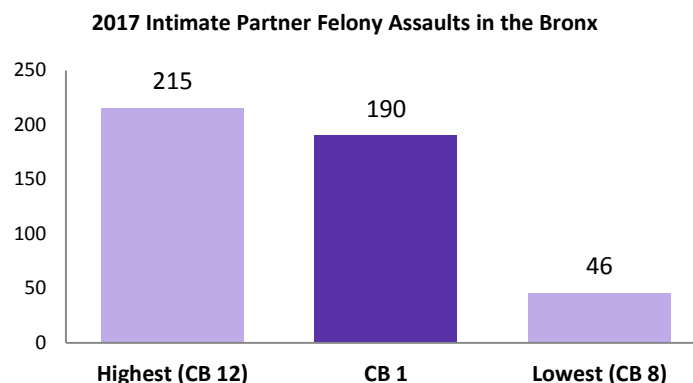
COMMUNITY BOARD 1: Mott Haven and Melrose

- 1** In 2017, there were **2,973 intimate partner domestic incident reports** in Bronx Community Board 1, comprising **55%*** of the neighborhood's domestic incident reports.

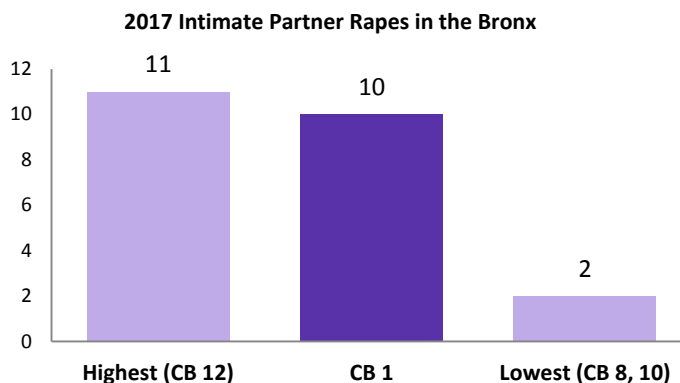


*This percentage excludes reports with missing relationship field.

- 2** In 2017, there were **190 intimate partner felony assaults**, comprising **64%** of the neighborhood's domestic violence felony assaults.



- 3** In 2017, there were **10 intimate partner rapes**, comprising **59%** of the neighborhood's domestic violence rapes.

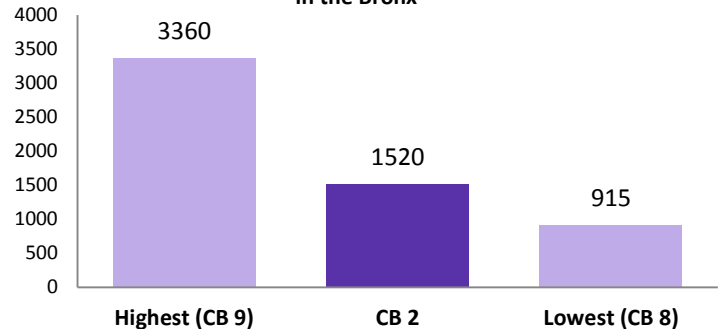


COMMUNITY BOARD 2: Hunts Point and Longwood

- 1** In 2017, there were **1,520 intimate partner domestic incident reports** in Bronx Community Board 2, comprising **57%*** of the neighborhood's domestic incident reports.

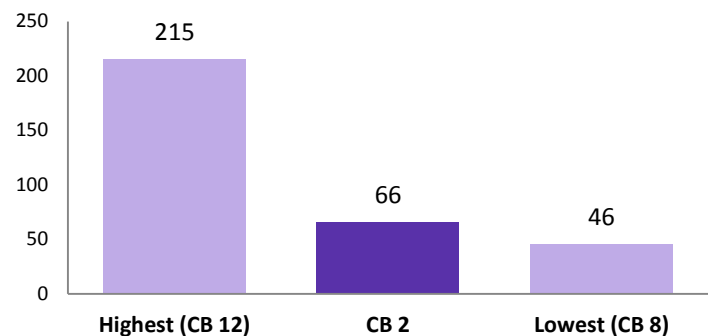
*This percentage excludes reports with missing relationship field.

2017 Intimate Partner Domestic Incident Reports (DIRs) in the Bronx



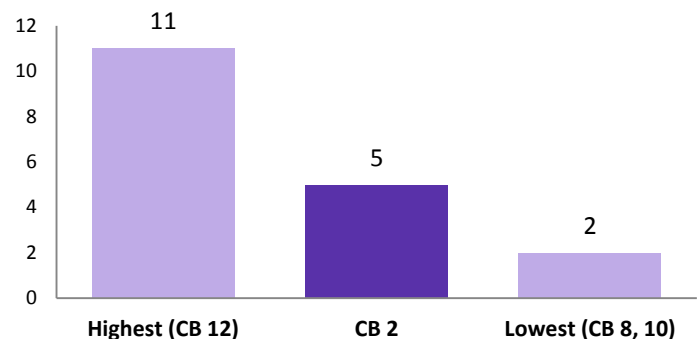
- 2** In 2017, there were **66 intimate partner felony assaults**, comprising **62%** of the neighborhood's domestic violence felony assaults.

2017 Intimate Partner Felony Assaults in the Bronx



- 3** In 2017, there were **5 intimate partner rapes**, comprising **56%** of the neighborhood's domestic violence rapes.

2017 Intimate Partner Rapes in the Bronx

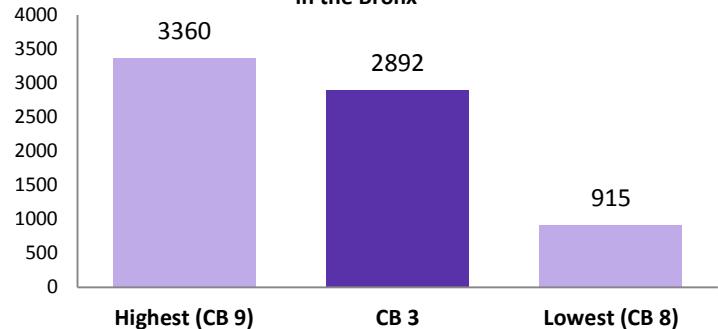


COMMUNITY BOARD 3: Morrisania and Crotona

- 1** In 2017, there were **2,892 intimate partner domestic incident reports** in Bronx Community Board 3, comprising **51%*** of the neighborhood's domestic incident reports.

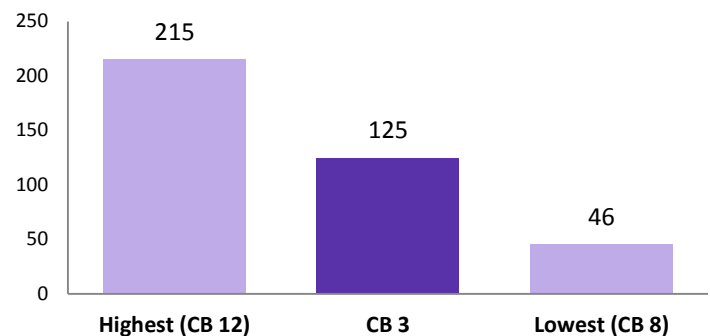
*This percentage excludes reports with missing relationship field.

2017 Intimate Partner Domestic Incident Reports (DIRs)
in the Bronx



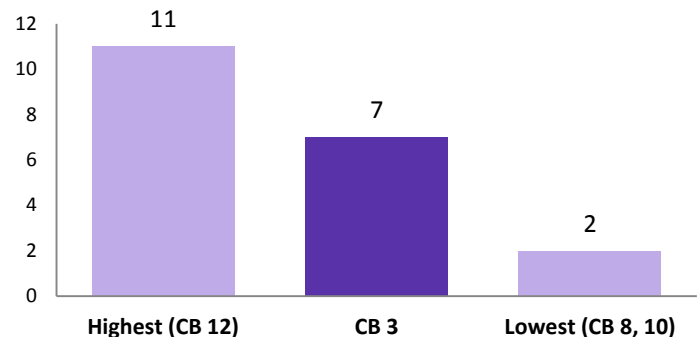
- 2** In 2017, there were **125 intimate partner felony assaults**, comprising **66%** of the neighborhood's domestic violence felony assaults.

2017 Intimate Partner Felony Assaults in the Bronx



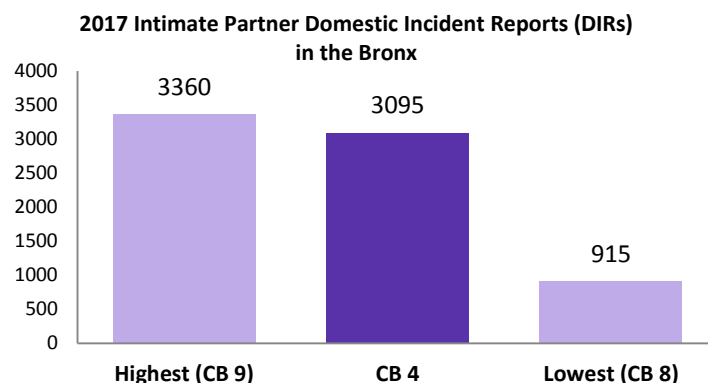
- 3** In 2017, there were **7 intimate partner rapes**, comprising **70%** of the neighborhood's domestic violence rapes.

2017 Intimate Partner Rapes in the Bronx



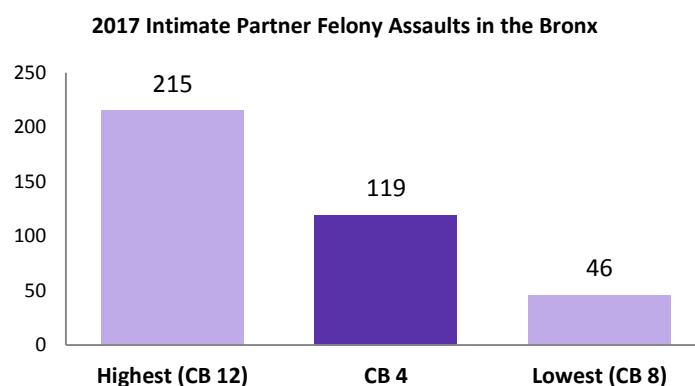
COMMUNITY BOARD 4: Highbridge and Concourse

- 1 In 2017, there were **3,095 intimate partner domestic incident reports** in Bronx Community Board 4, comprising **57%*** of the neighborhood's domestic incident reports.

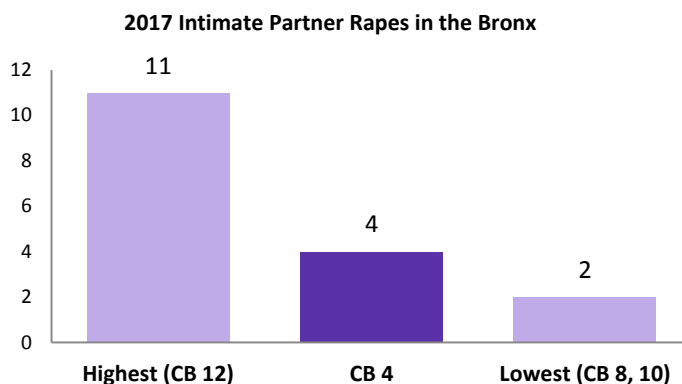


*This percentage excludes reports with missing relationship field.

- 2 In 2017, there were **119 intimate partner felony assaults**, comprising **58%** of the neighborhood's domestic violence felony assaults.



- 3 In 2017, there were **4 intimate partner rapes**, comprising **40%** of the neighborhood's domestic violence rapes.

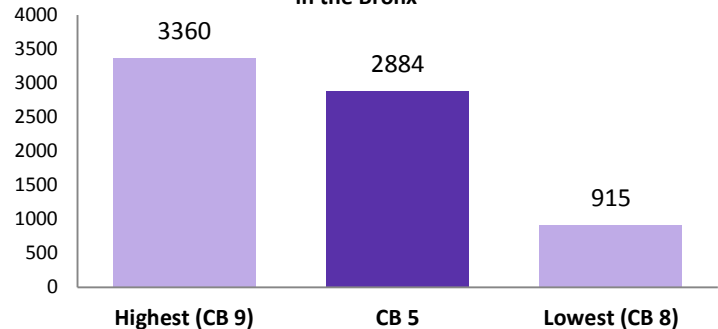


COMMUNITY BOARD 5: Fordham and University Heights

- 1** In 2017, there were **2,884 intimate partner domestic incident reports** in Bronx Community Board 5, comprising **56%*** of the neighborhood's domestic incident reports.

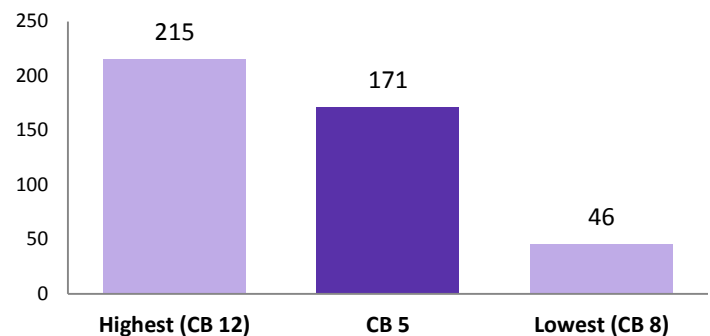
*This percentage excludes reports with missing relationship field.

2017 Intimate Partner Domestic Incident Reports (DIRs)
in the Bronx



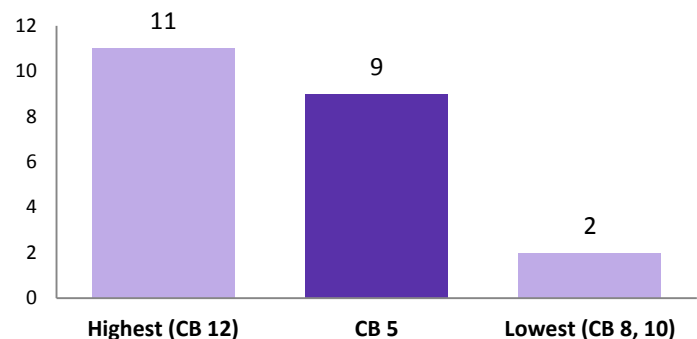
- 2** In 2017, there were **171 intimate partner felony assaults**, comprising **70%** of the neighborhood's domestic violence felony assaults.

2017 Intimate Partner Felony Assaults in the Bronx



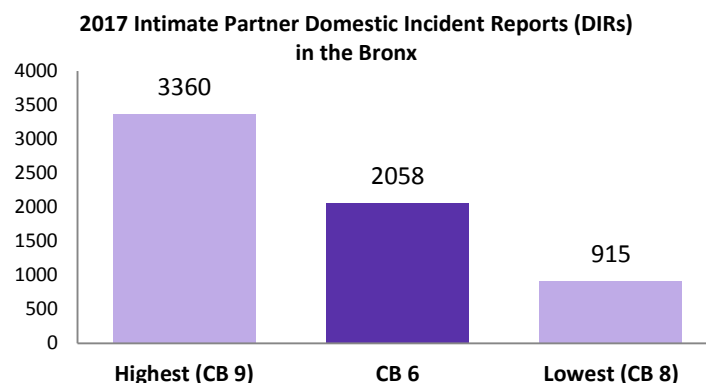
- 3** In 2017, there were **9 intimate partner rapes**, comprising **64%** of the neighborhood's domestic violence rapes.

2017 Intimate Partner Rapes in the Bronx



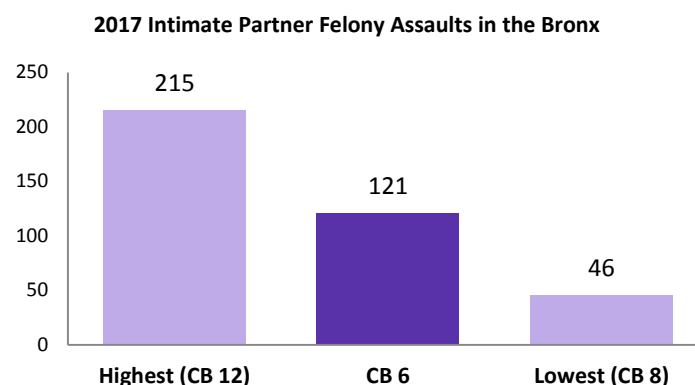
COMMUNITY BOARD 6: Belmont and East Tremont

- 1** In 2017, there were **2,058 intimate partner domestic incident reports** in Bronx Community Board 6, comprising **59%*** of the neighborhood's domestic incident reports.

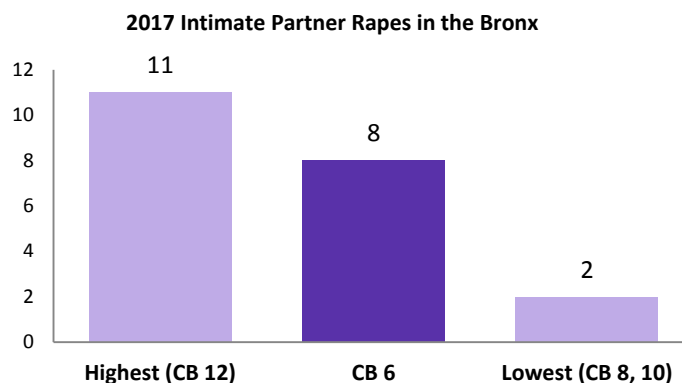


*This percentage excludes reports with missing relationship field.

- 2** In 2017, there were **121 intimate partner felony assaults**, comprising **68%** of the neighborhood's domestic violence felony assaults.



- 3** In 2017, there were **8 intimate partner rapes**, comprising **57%** of the neighborhood's domestic violence rapes.

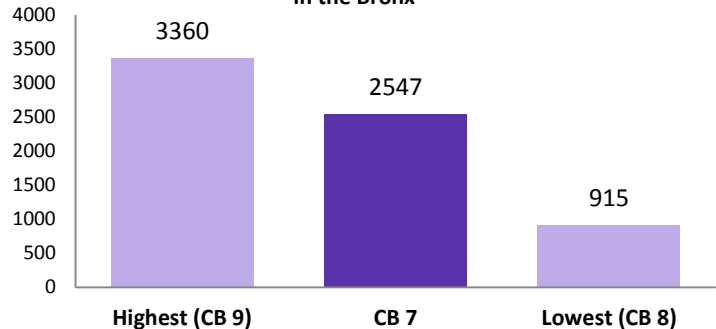


COMMUNITY BOARD 7: Kingsbridge Heights and Bedford

- 1** In 2017, there were **2,547 intimate partner domestic incident reports** in Bronx Community Board 7, comprising **61%*** of the neighborhood's domestic incident reports.

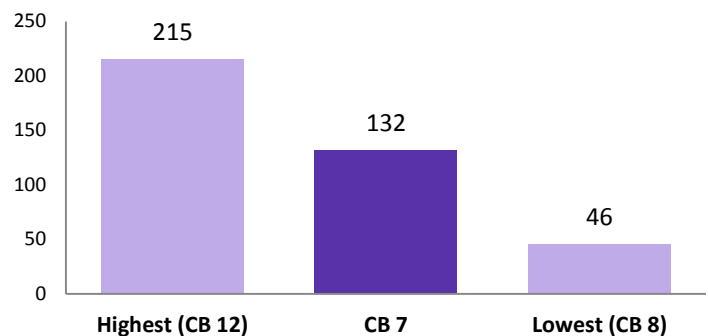
*This percentage excludes reports with missing relationship field.

2017 Intimate Partner Domestic Incident Reports (DIRs) in the Bronx



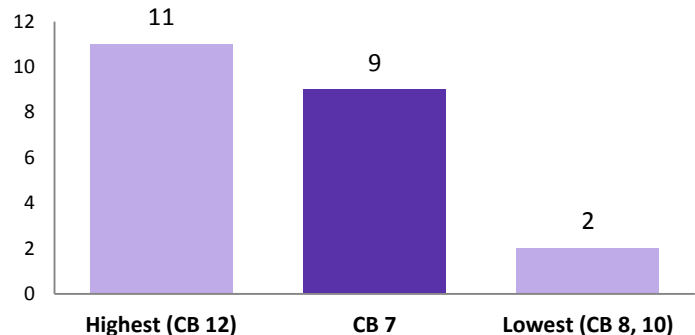
- 2** In 2017, there were **132 intimate partner felony assaults**, comprising **69%** of the neighborhood's domestic violence felony assaults.

2017 Intimate Partner Felony Assaults in the Bronx



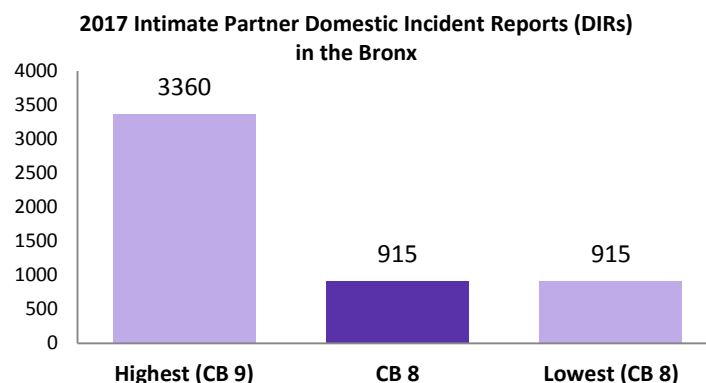
- 3** In 2017, there were **9 intimate partner rapes**, comprising **60%** of the neighborhood's domestic violence rapes.

2017 Intimate Partner Rapes in the Bronx



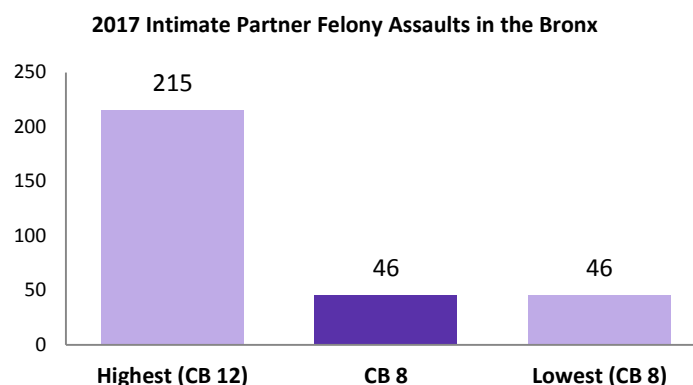
COMMUNITY BOARD 8: Riverdale and Fieldston

- 1** In 2017, there were **915 intimate partner domestic incident reports** in Bronx Community Board 8, comprising **62%*** of the neighborhood's domestic incident reports.

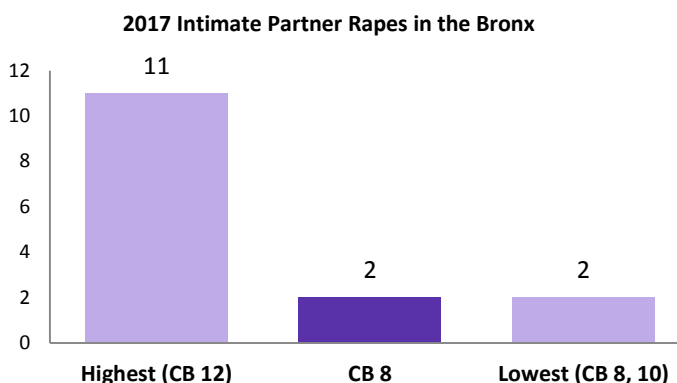


*This percentage excludes reports with missing relationship field.

- 2** In 2017, there were **46 intimate partner felony assaults**, comprising **72%** of the neighborhood's domestic violence felony assaults.

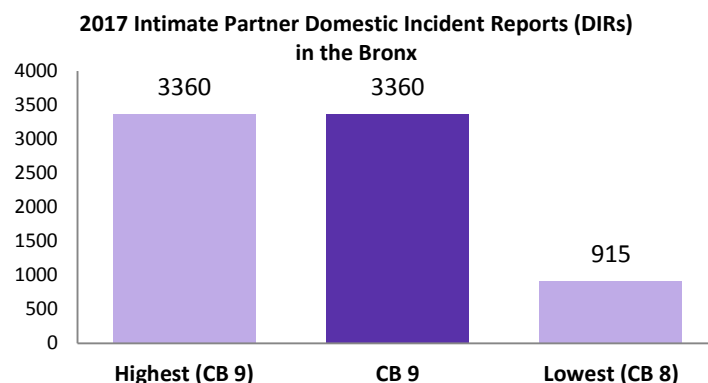


- 3** In 2017, there were **2 intimate partner rapes**, comprising **100%** of the neighborhood's domestic violence rapes.



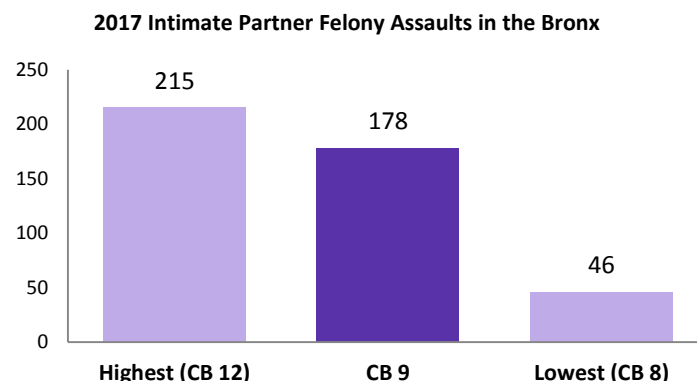
COMMUNITY BOARD 9: Parkchester and Soundview

- 1 In 2017, there were **3,360 intimate partner domestic incident reports** in Bronx Community Board 9, comprising **56%*** of the neighborhood's domestic incident reports.

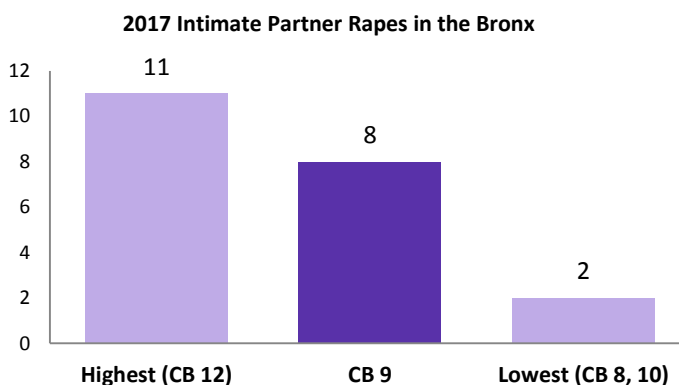


*This percentage excludes reports with missing relationship field.

- 2 In 2017, there were **178 intimate partner felony assaults**, comprising **62%** of the neighborhood's domestic violence felony assaults.

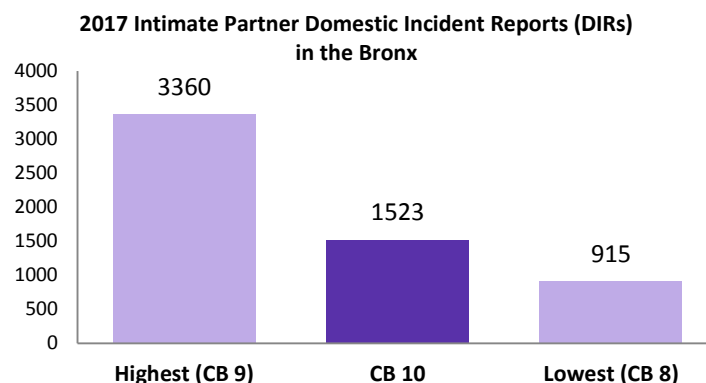


- 3 In 2017, there were **8 intimate partner rapes**, comprising **62%** of the neighborhood's domestic violence rapes.



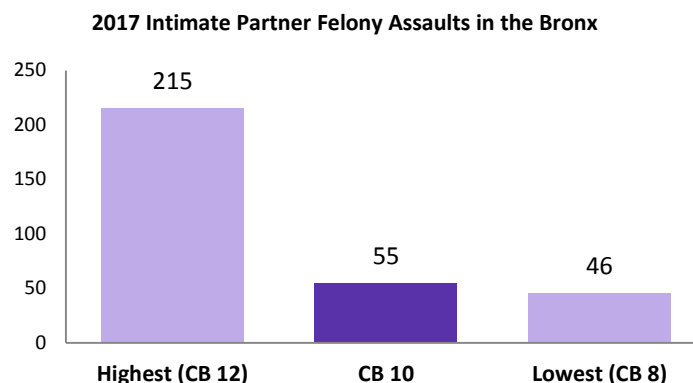
COMMUNITY BOARD 10: Throgs Neck and Co-op City

- 1** In 2017, there were **1,523 intimate partner domestic incident reports** in Bronx Community Board 10, comprising **57%*** of the neighborhood's domestic incident reports.

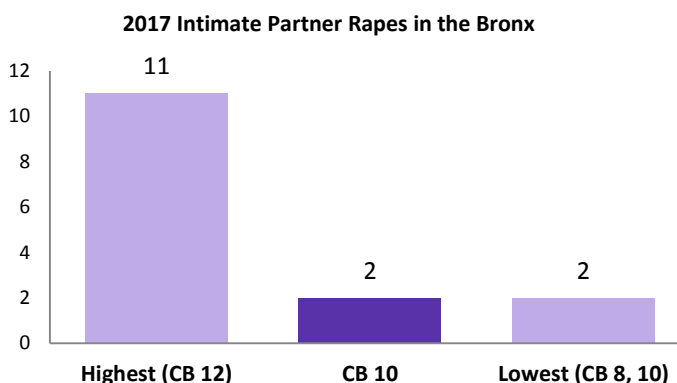


*This percentage excludes reports with missing relationship field.

- 2** In 2017, there were **55 intimate partner felony assaults**, comprising **65%** of the neighborhood's domestic violence felony assaults.



- 3** In 2017, there were **2 intimate partner rapes**, comprising **67%** of the neighborhood's domestic violence rapes.

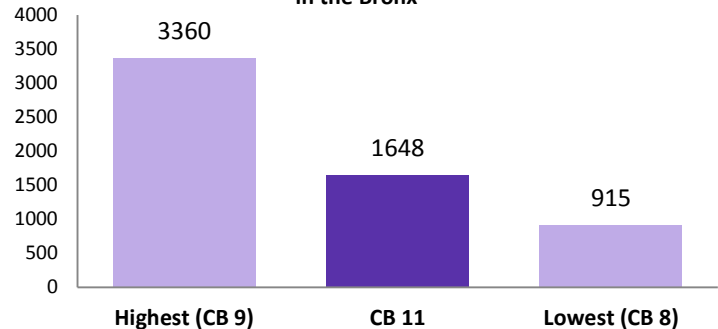


COMMUNITY BOARD 11: Morris Park and Bronxdale

- 1** In 2017, there were **1,648 intimate partner domestic incident reports** in Bronx Community Board 11, comprising **61%*** of the neighborhood's domestic incident reports.

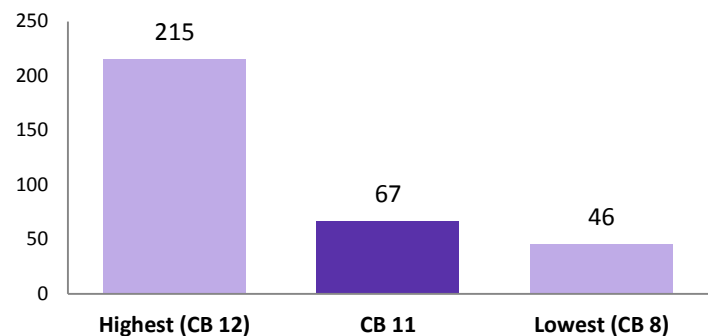
*This percentage excludes reports with missing relationship field.

2017 Intimate Partner Domestic Incident Reports (DIRs)
in the Bronx



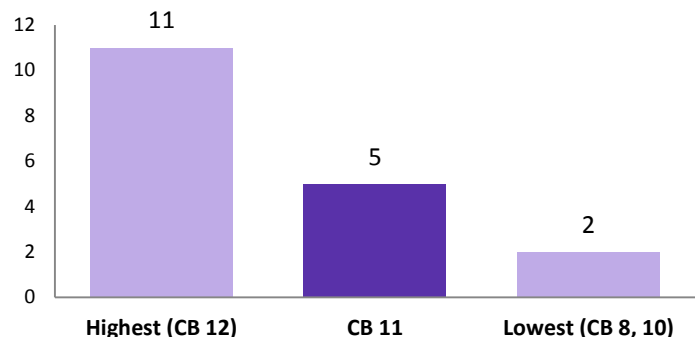
- 2** In 2017, there were **67 intimate partner felony assaults**, comprising **60%** of the neighborhood's domestic violence felony assaults.

2017 Intimate Partner Felony Assaults in the Bronx



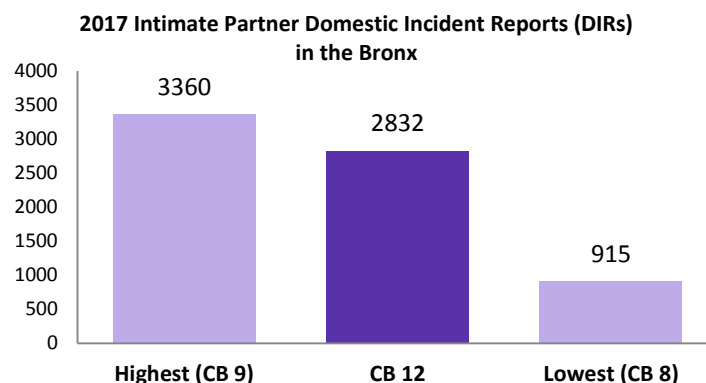
- 3** In 2017, there were **5 intimate partner rapes**, comprising **83%** of the neighborhood's domestic violence rapes.

2017 Intimate Partner Rapes in the Bronx



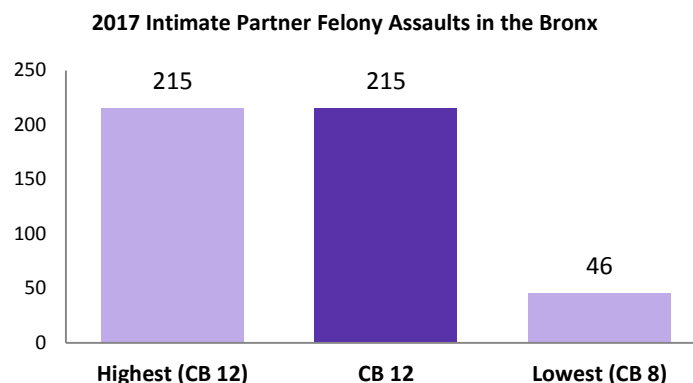
COMMUNITY BOARD 12: Williamsbridge and Baychester

- 1** In 2017, there were **2,832 intimate partner domestic incident reports** in Bronx Community Board 12, comprising **60%*** of the neighborhood's domestic incident reports.

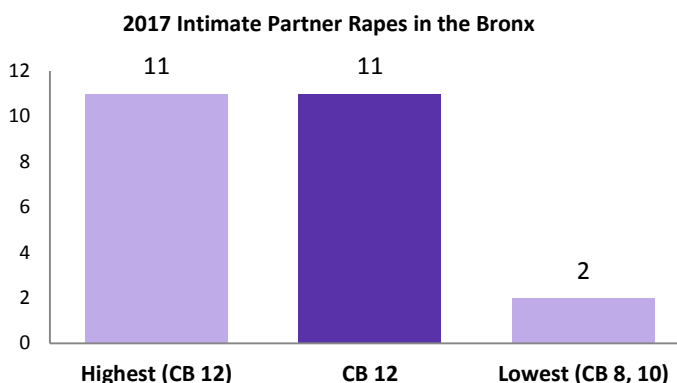


*This percentage excludes reports with missing relationship field.

- 2** In 2017, there were **215 intimate partner felony assaults**, comprising **70%** of the neighborhood's domestic violence felony assaults.



- 3** In 2017, there were **11 intimate partner rapes**, comprising **73%** of the neighborhood's domestic violence rapes.



Brooklyn:

Domestic violence snapshot

- 1 In 2017, there **32,868 intimate partner domestic incident reports (DIRs)** in Brooklyn. These comprised **56%*** of the borough's domestic incident reports.

*This percentage excludes reports with missing relationship field.

- 2 In 2017, there were **1,527 intimate partner felony assaults** in Brooklyn. These comprised **62%** of the borough's domestic violence felony assaults.

- 3 In 2017, there were **96 intimate partner rapes** in Brooklyn. These comprised **63%** of the borough's domestic violence rapes.









4 HELP IS AVAILABLE

In the case of an emergency, call 911.

For information and non-emergency services, call 311 or the NYC Domestic Violence Hotline 1-800-621-HOPE (4673). For walk-in services, visit one of the NYC Family Justice Centers.

NYC Family Justice Center, Brooklyn

Address: 350 Jay Street, Brooklyn, NY 11021 **Phone:** (718)250-5111

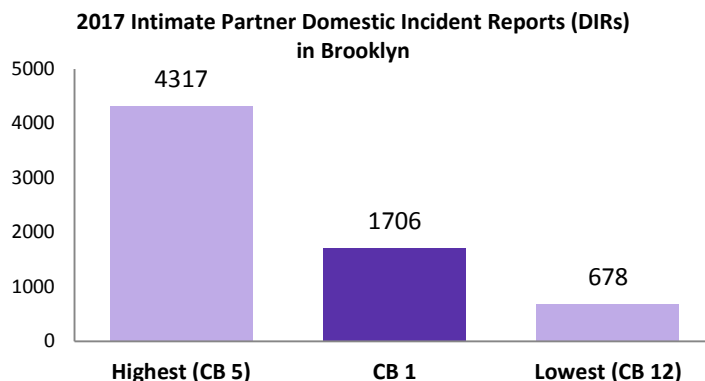
Subway: Take  ,  or  train to Jay Street or the   or   train to Borough Hall.

Bus: The B25, B26, B38, B51, B54, B57, B61 B65, B67 and B75 all stop near the Center.

Services are free and confidential. All are welcome regardless of gender identity or expression, sexual orientation, language, or immigration status.

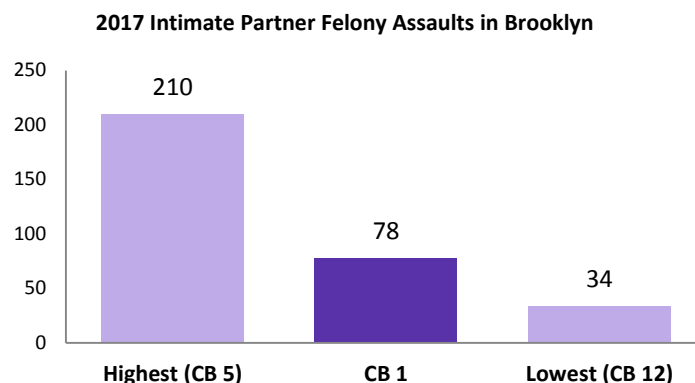
COMMUNITY BOARD 1: Greenpoint and Williamsburg

- 1** In 2017, there were **1,706 intimate partner domestic incident reports** in Brooklyn Community Board 1, comprising **59%*** of the neighborhood's domestic incident reports.

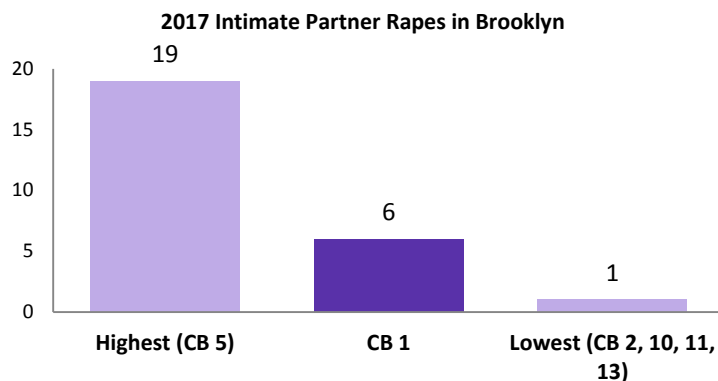


*This percentage excludes reports with missing relationship field.

- 2** In 2017, there were **78 intimate partner felony assaults**, comprising **61%** of the neighborhood's domestic violence felony assaults.

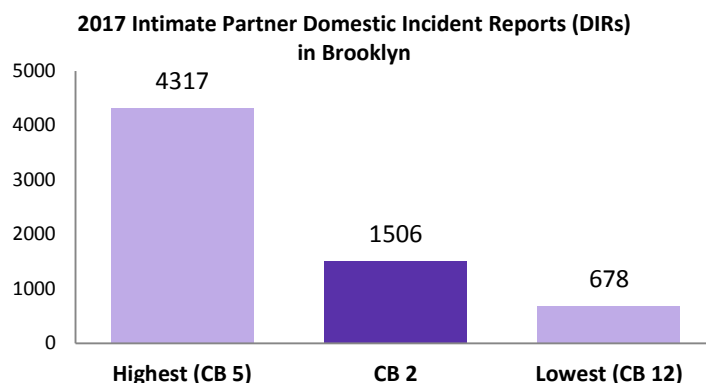


- 3** In 2017, there were **6 intimate partner rapes**, comprising **75%** of the neighborhood's domestic violence rapes.



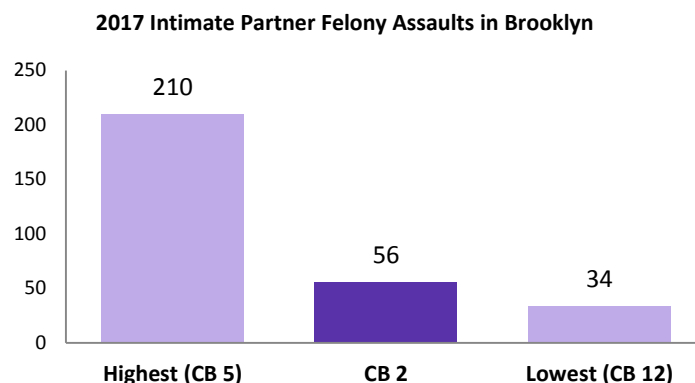
COMMUNITY BOARD 2: Fort Greene and Brooklyn Heights

- 1 In 2017, there were **1,506 intimate partner domestic incident reports** in Brooklyn Community Board 2, comprising **61%*** of the neighborhood's domestic incident reports.

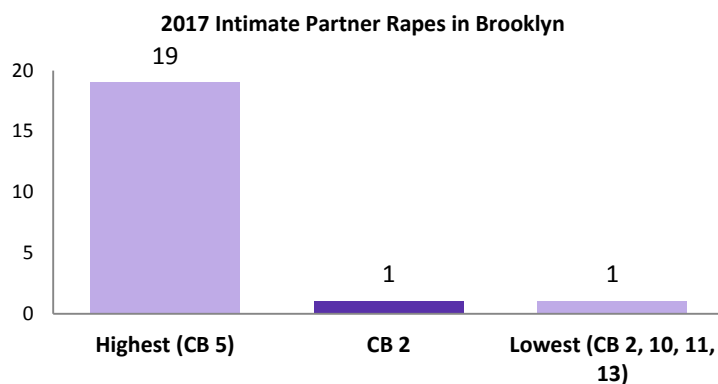


*This percentage excludes reports with missing relationship field.

- 2 In 2017, there were **56 intimate partner felony assaults**, comprising **61%** of the neighborhood's domestic violence felony assaults.

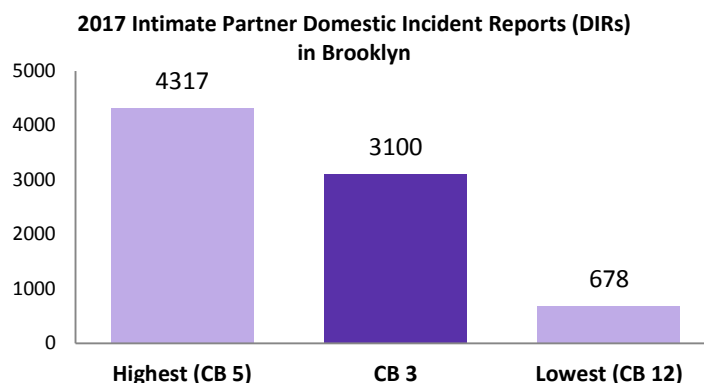


- 3 In 2017, there was **1 intimate partner rape**, comprising **50%** of the neighborhood's domestic violence rapes.



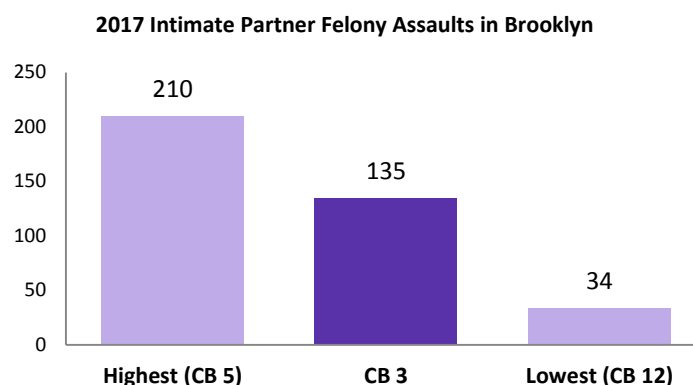
COMMUNITY BOARD 3: Bedford-Stuyvesant

- 1 In 2017, there were **3,100 intimate partner domestic incident reports** in Brooklyn Community Board 3, comprising **50%*** of the neighborhood's domestic incident reports.

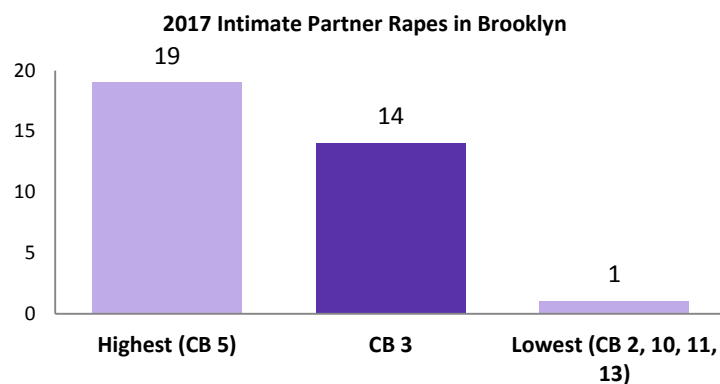


*This percentage excludes reports with missing relationship field.

- 2 In 2017, there were **135 intimate partner felony assaults**, comprising **63%** of the neighborhood's domestic violence felony assaults.

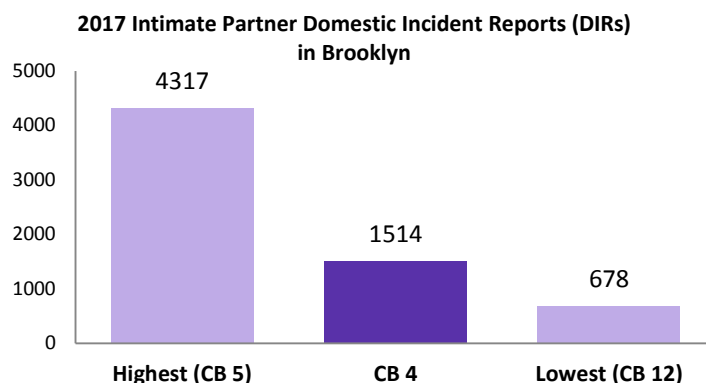


- 3 In 2017, there were **14 intimate partner rapes**, comprising **70%** of the neighborhood's domestic violence rapes.



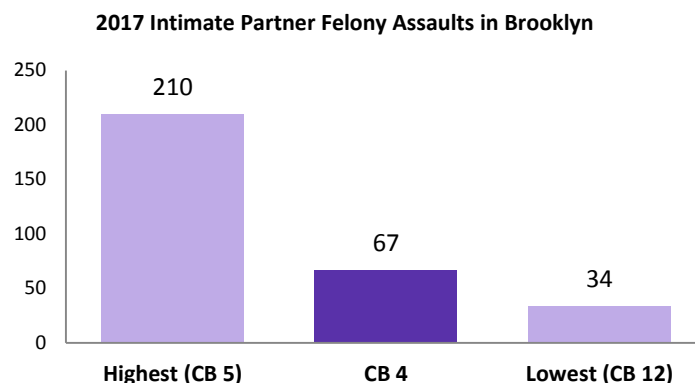
COMMUNITY BOARD 4: Bushwick

- 1 In 2017, there were **1,514 intimate partner domestic incident reports** in Brooklyn Community Board 4, comprising **56%*** of the neighborhood's domestic incident reports.

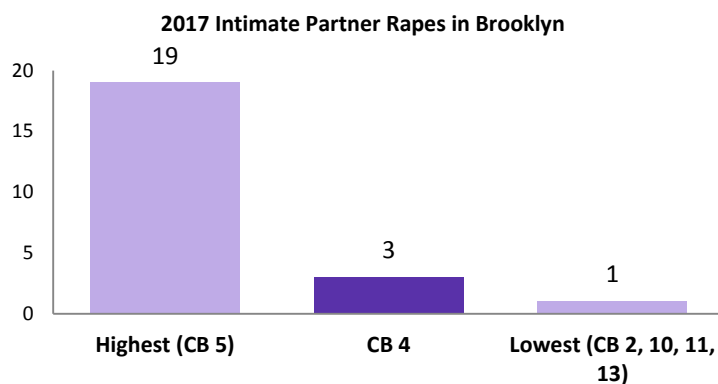


*This percentage excludes reports with missing relationship field.

- 2 In 2017, there were **67 intimate partner felony assaults**, comprising **64%** of the neighborhood's domestic violence felony assaults.

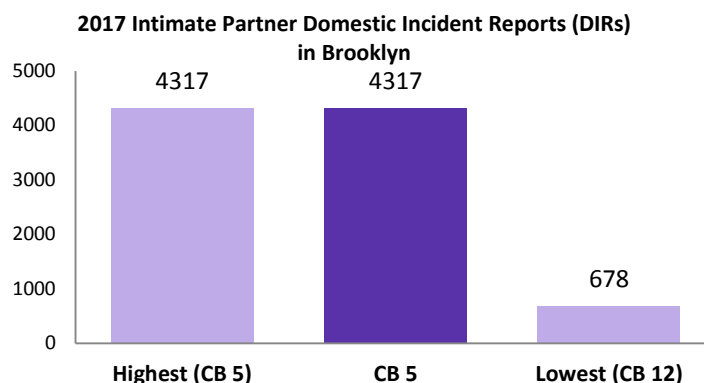


- 3 In 2017, there were **3 intimate partner rapes**, comprising **33%** of the neighborhood's domestic violence rapes.



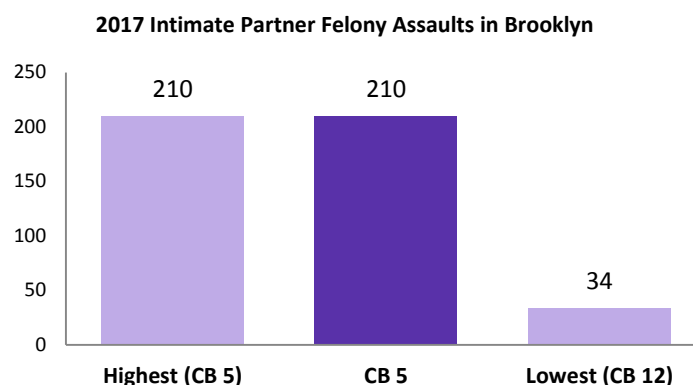
COMMUNITY BOARD 5: East New York and Starrett City

- 1** In 2017, there were **4,317 intimate partner domestic incident reports** in Brooklyn Community Board 5, comprising **56%*** of the neighborhood's domestic incident reports.

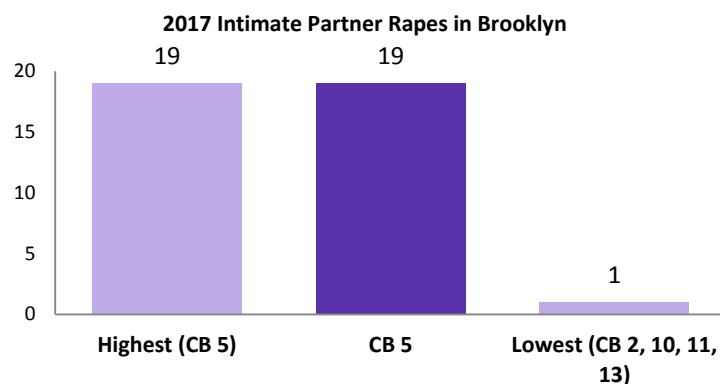


*This percentage excludes reports with missing relationship field.

- 2** In 2017, there were **210 intimate partner felony assaults**, comprising **59%** of the neighborhood's domestic violence felony assaults.

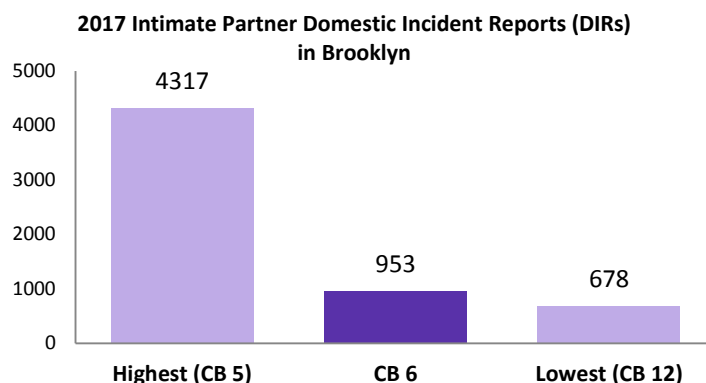


- 3** In 2017, there were **19 intimate partner rapes**, comprising **76%** of the neighborhood's domestic violence rapes.



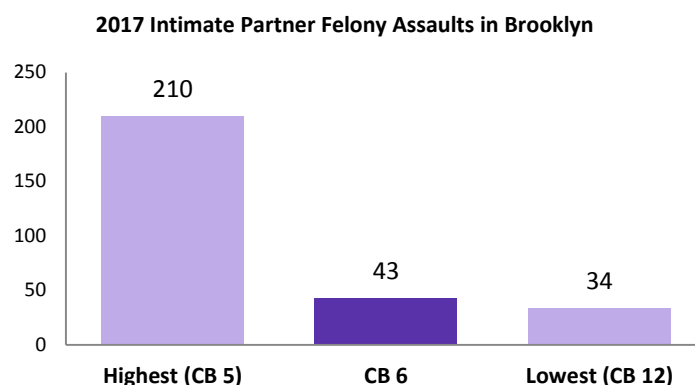
COMMUNITY BOARD 6: Park Slope and Carroll Gardens

- 1 In 2017, there were **953 intimate partner domestic incident reports** in Brooklyn Community Board 6, comprising **55%*** of the neighborhood's domestic incident reports.

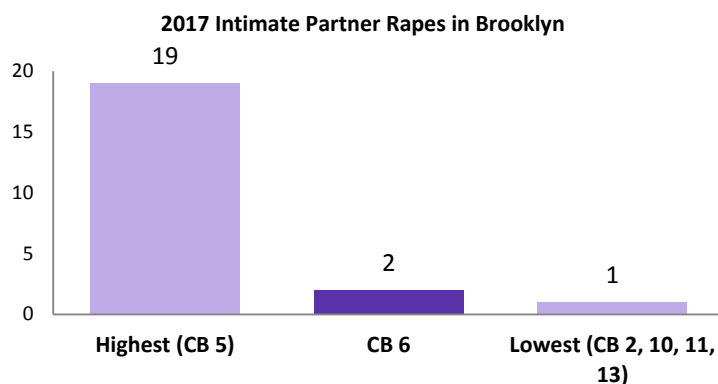


*This percentage excludes reports with missing relationship field.

- 2 In 2017, there were **43 intimate partner felony assaults**, comprising **73%** of the neighborhood's domestic violence felony assaults.

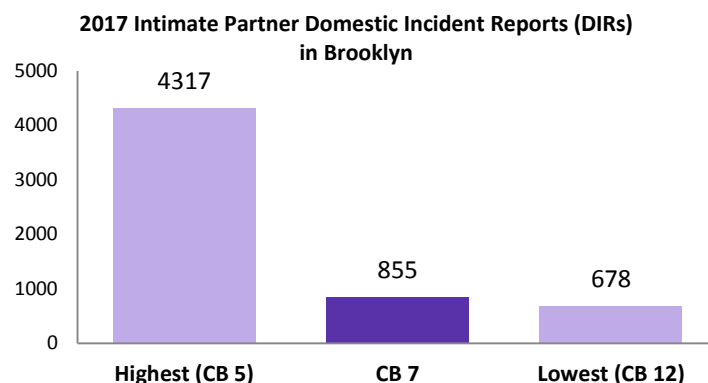


- 3 In 2017, there were **2 intimate partner rapes**, comprising **100%** of the neighborhood's domestic violence rapes.



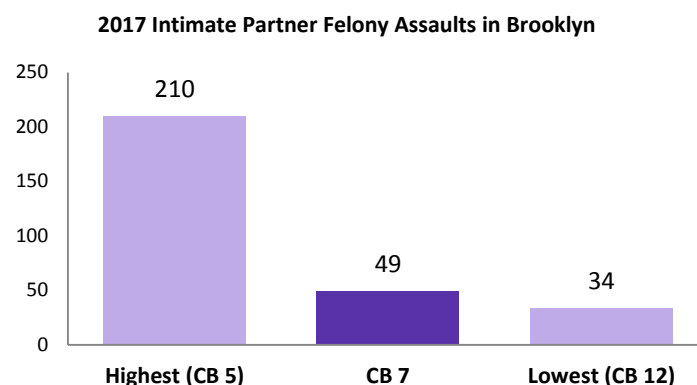
COMMUNITY BOARD 7: Sunset Park

- 1 In 2017, there were **855 intimate partner domestic incident reports** in Brooklyn Community Board 7, comprising **61%*** of the neighborhood's domestic incident reports.

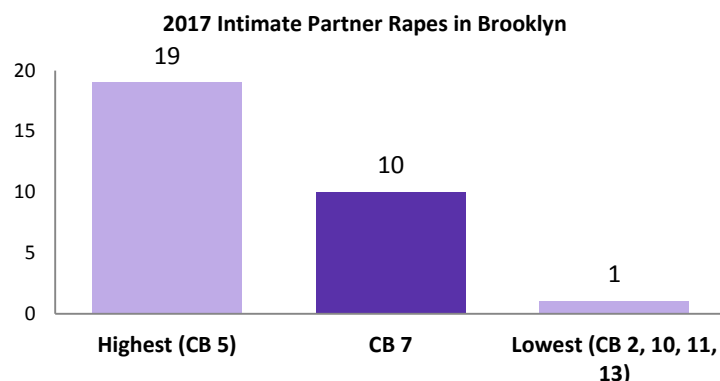


*This percentage excludes reports with missing relationship field.

- 2 In 2017, there were **49 intimate partner felony assaults**, comprising **64%** of the neighborhood's domestic violence felony assaults.

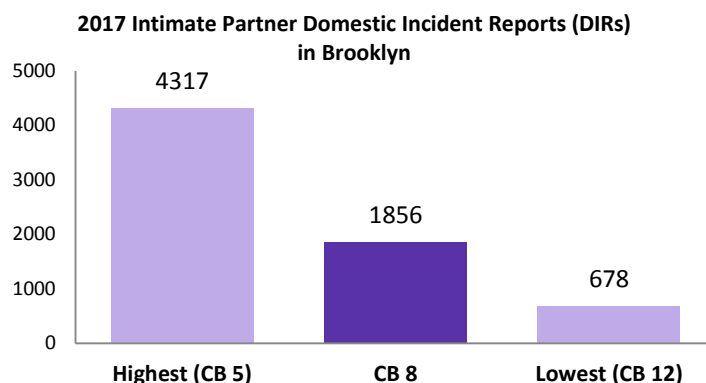


- 3 In 2017, there were **10 intimate partner rapes**, comprising **83%** of the neighborhood's domestic violence rapes.



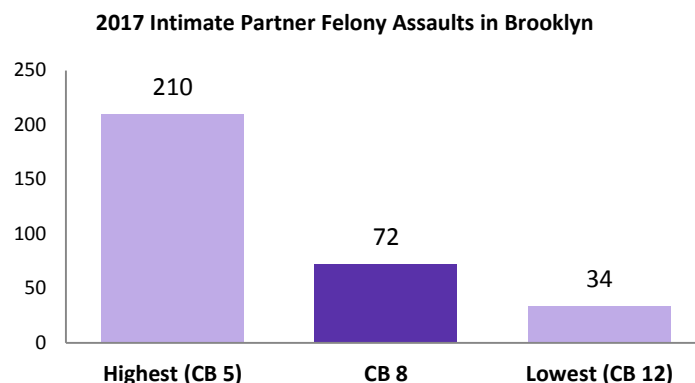
COMMUNITY BOARD 8: Crown Heights and Prospect Heights

- 1 In 2017, there were **1,856 intimate partner domestic incident reports** in Brooklyn Community Board 8, comprising **54%*** of the neighborhood's domestic incident reports.

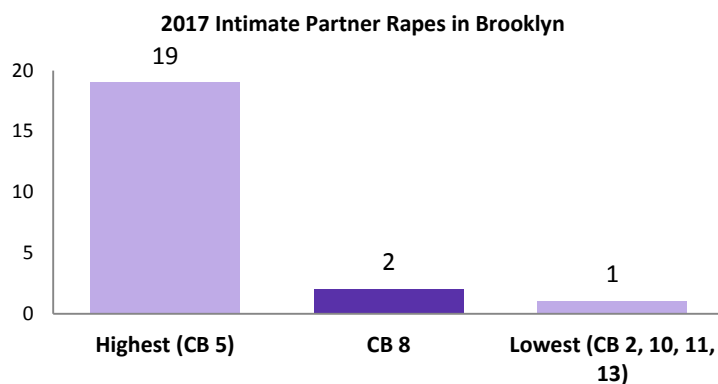


*This percentage excludes reports with missing relationship field.

- 2 In 2017, there were **72 intimate partner felony assaults**, comprising **56%** of the neighborhood's domestic violence felony assaults.

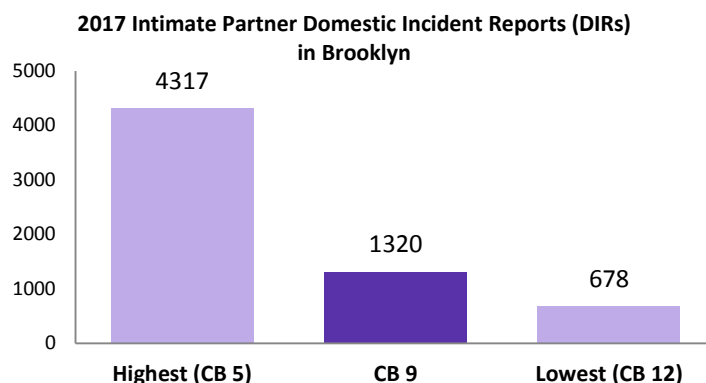


- 3 In 2017, there were **2 intimate partner rapes**, comprising **40%** of the neighborhood's domestic violence rapes.



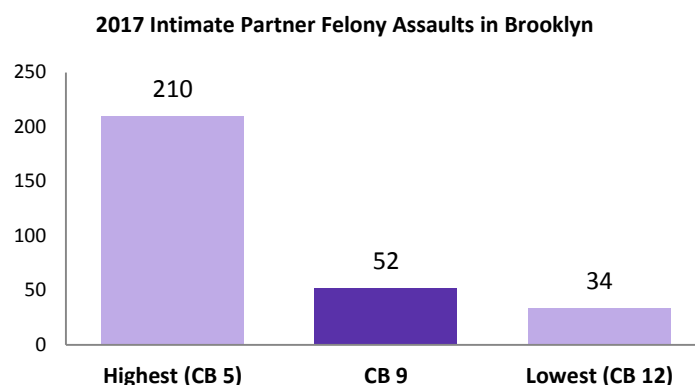
COMMUNITY BOARD 9: South Crown Heights and Lefferts Gardens

- 1 In 2017, there were **1,320 intimate partner domestic incident reports** in Brooklyn Community Board 9, comprising **54%*** of the neighborhood's domestic incident reports.

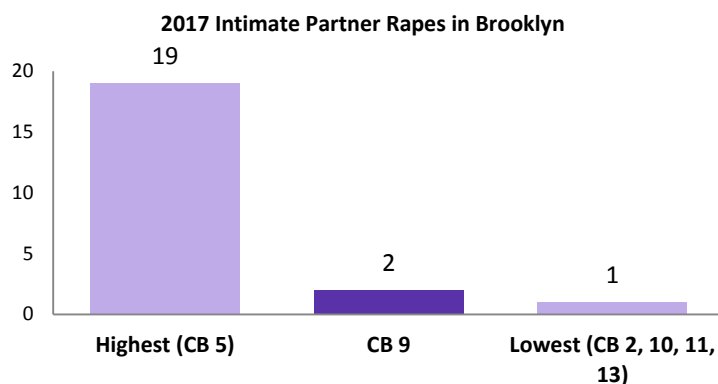


*This percentage excludes reports with missing relationship field.

- 2 In 2017, there were **52 intimate partner felony assaults**, comprising **54%** of the neighborhood's domestic violence felony assaults.

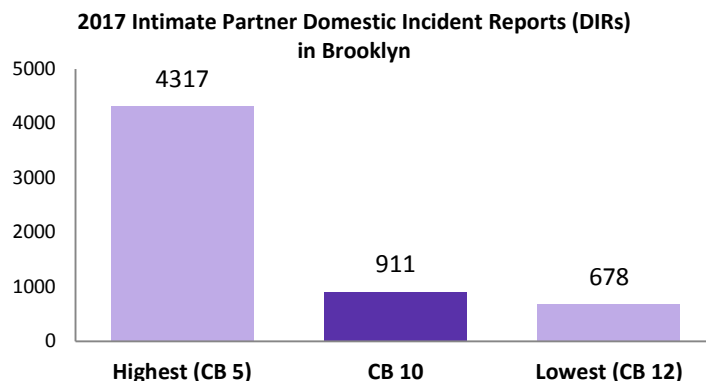


- 3 In 2017, there were **2 intimate partner rapes**, comprising **100%** of the neighborhood's domestic violence rapes.



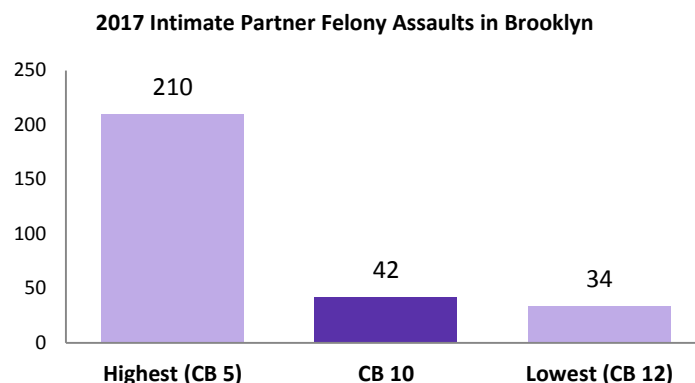
COMMUNITY BOARD 10: Bay Ridge and Dyker Heights

- 1 In 2017, there were **911 intimate partner domestic incident reports** in Brooklyn Community Board 10, comprising **66%*** of the neighborhood's domestic incident reports.

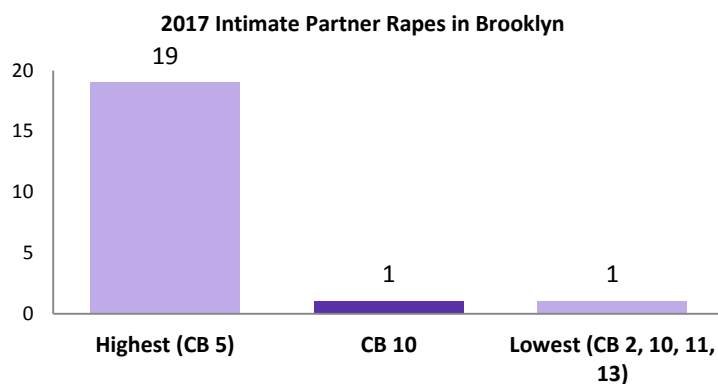


*This percentage excludes reports with missing relationship field.

- 2 In 2017, there were **42 intimate partner felony assaults**, comprising **74%** of the neighborhood's domestic violence felony assaults.

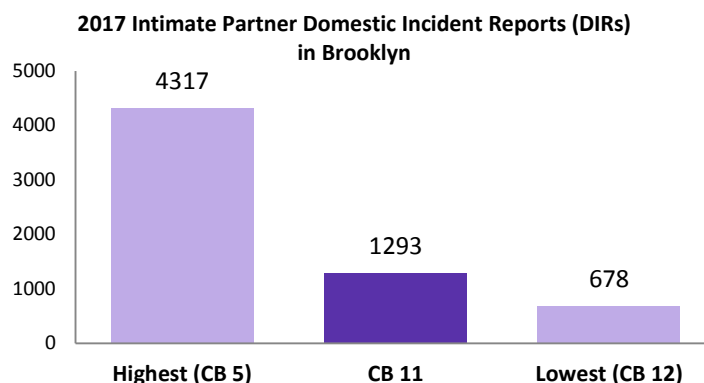


- 3 In 2017, there was **1 intimate partner rape**, comprising **33%** of the neighborhood's domestic violence rapes.



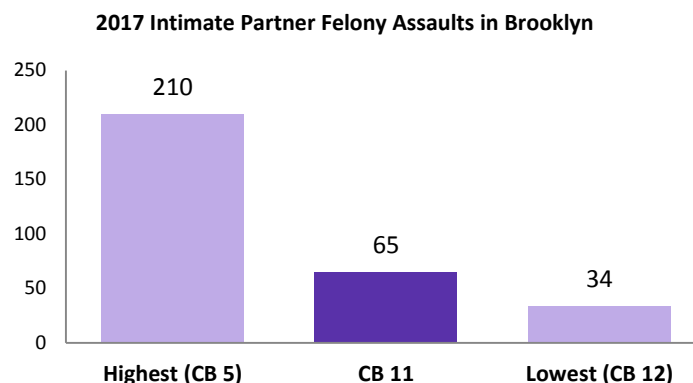
COMMUNITY BOARD 11: Bensonhurst

- 1 In 2017, there were **1,293 intimate partner domestic incident reports** in Brooklyn Community Board 11, comprising **62%*** of the neighborhood's domestic incident reports.

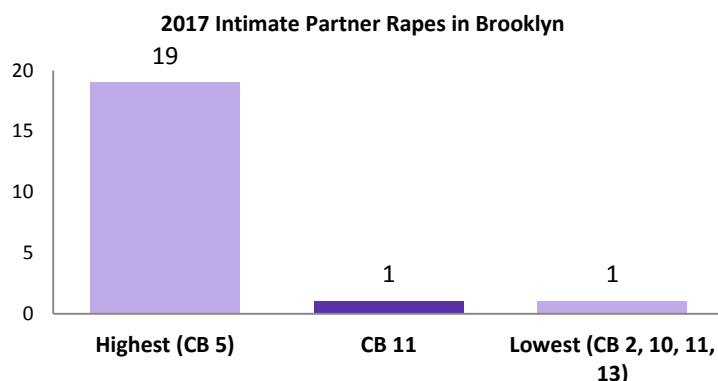


*This percentage excludes reports with missing relationship field.

- 2 In 2017, there were **65 intimate partner felony assaults**, comprising **63%** of the neighborhood's domestic violence felony assaults.

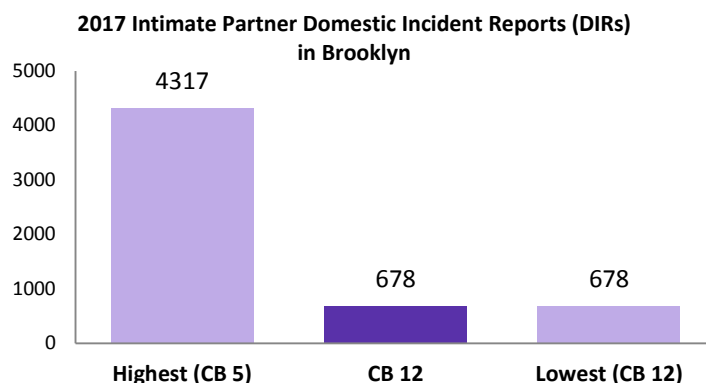


- 3 In 2017, there was **1 intimate partner rape**, comprising **50%** of the neighborhood's domestic violence rapes.



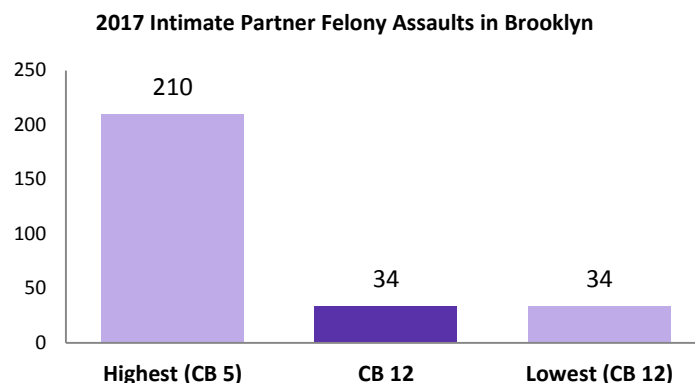
COMMUNITY BOARD 12: Borough Park

- 1** In 2017, there were **678 intimate partner domestic incident reports** in Brooklyn Community Board 12, comprising **57%*** of the neighborhood's domestic incident reports.

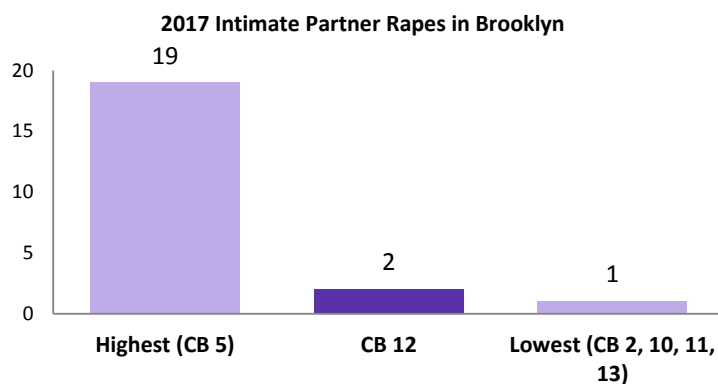


*This percentage excludes reports with missing relationship field.

- 2** In 2017, there were **34 intimate partner felony assaults**, comprising **65%** of the neighborhood's domestic violence felony assaults.

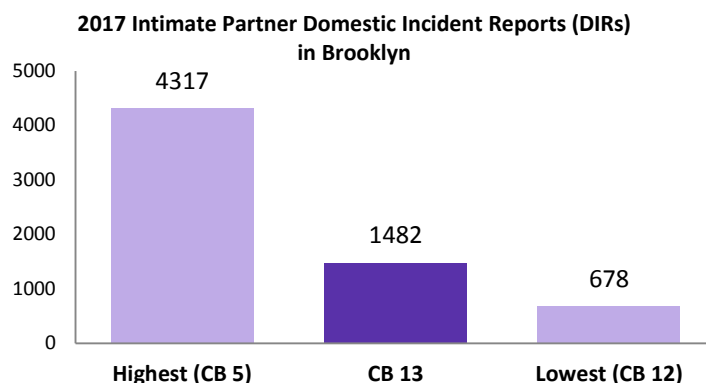


- 3** In 2017, there were **2 intimate partner rapes**, comprising **50%** of the neighborhood's domestic violence rapes.



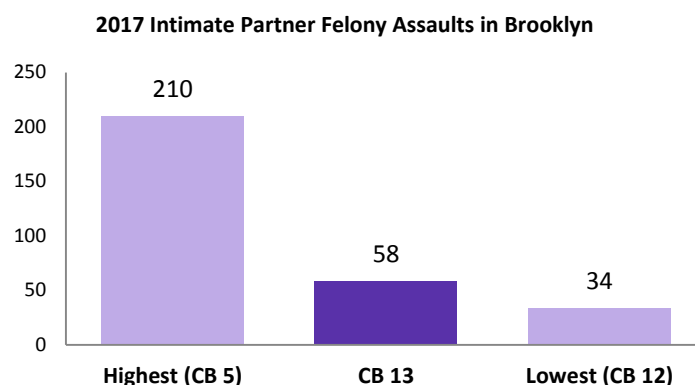
COMMUNITY BOARD 13: Coney Island

- 1 In 2017, there were **1,482 intimate partner domestic incident reports** in Brooklyn Community Board 13, comprising **54%*** of the neighborhood's domestic incident reports.

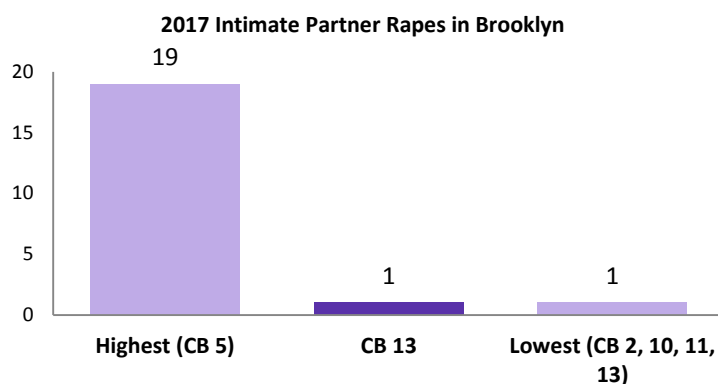


*This percentage excludes reports with missing relationship field.

- 2 In 2017, there were **58 intimate partner felony assaults**, comprising **57%** of the neighborhood's domestic violence felony assaults.

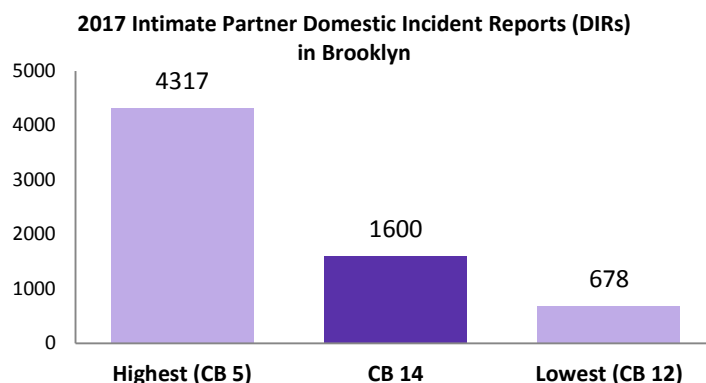


- 3 In 2017, there was **1 intimate partner rape**, comprising **25%** of the neighborhood's domestic violence rapes.



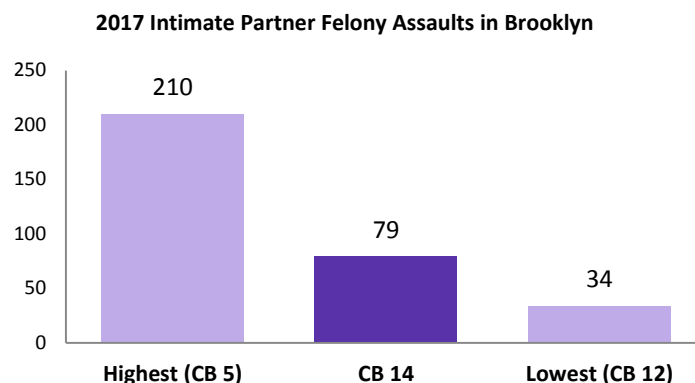
COMMUNITY BOARD 14: Flatbush and Midwood

- 1 In 2017, there were **1,600 intimate partner domestic incident reports** in Brooklyn Community Board 14, comprising **57%*** of the neighborhood's domestic incident reports.

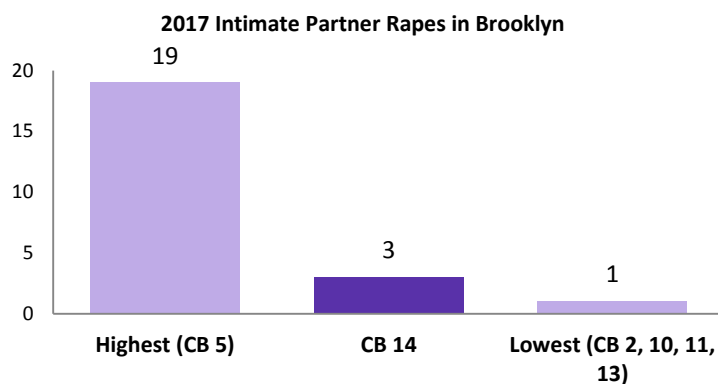


*This percentage excludes reports with missing relationship field.

- 2 In 2017, there were **79 intimate partner felony assaults**, comprising **70%** of the neighborhood's domestic violence felony assaults.

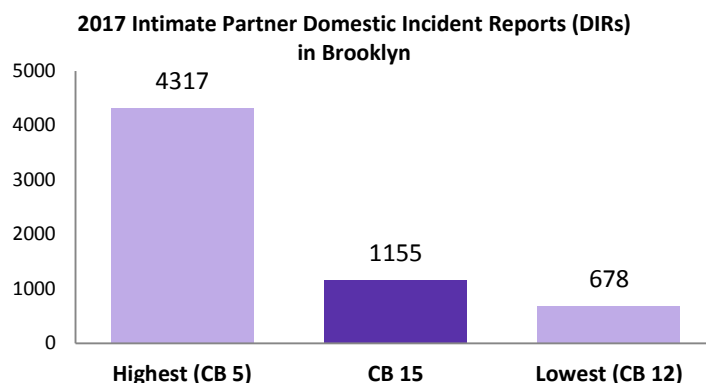


- 3 In 2017, there were **3 intimate partner rapes**, comprising **43%** of the neighborhood's domestic violence rapes.



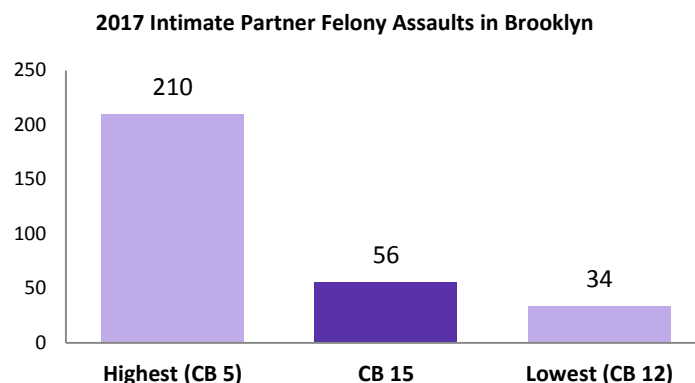
COMMUNITY BOARD 15: Sheepshead Bay

- 1 In 2017, there were **1,155 intimate partner domestic incident reports** in Brooklyn Community Board 15, comprising **57%*** of the neighborhood's domestic incident reports.

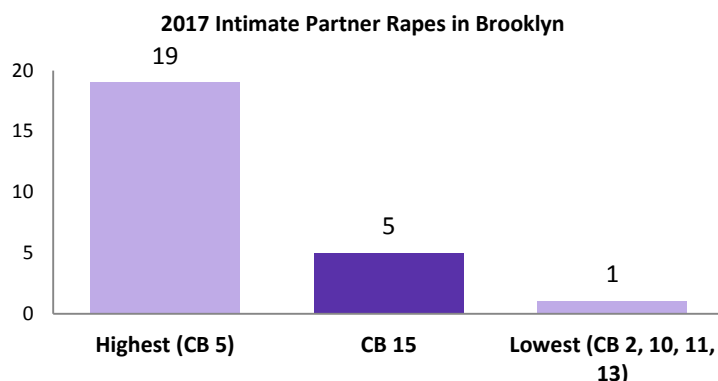


*This percentage excludes reports with missing relationship field.

- 2 In 2017, there were **56 intimate partner felony assaults**, comprising **62%** of the neighborhood's domestic violence felony assaults.

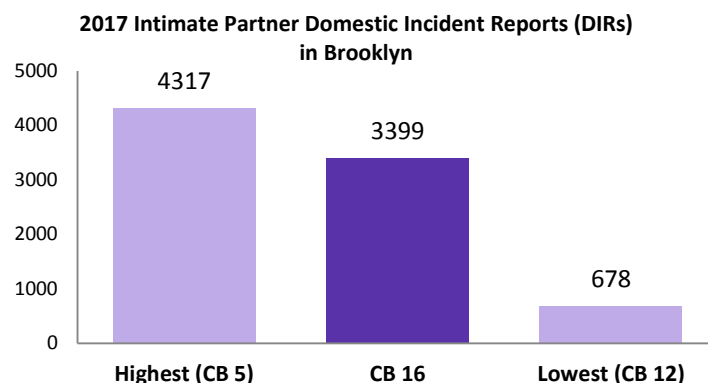


- 3 In 2017, there were **5 intimate partner rapes**, comprising **100%** of the neighborhood's domestic violence rapes.



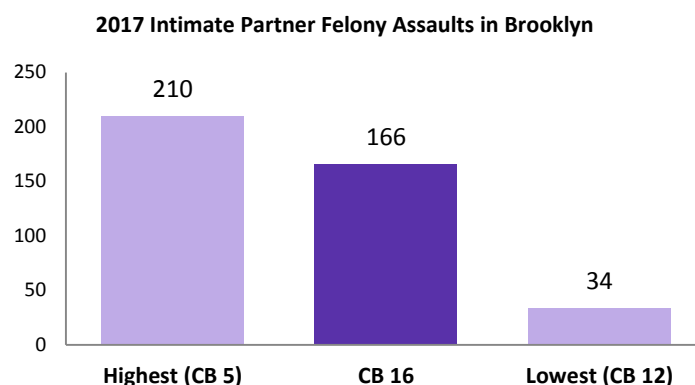
COMMUNITY BOARD 16: Brownsville

- 1 In 2017, there were **3,399 intimate partner domestic incident reports** in Brooklyn Community Board 16, comprising **54%*** of the neighborhood's domestic incident reports.

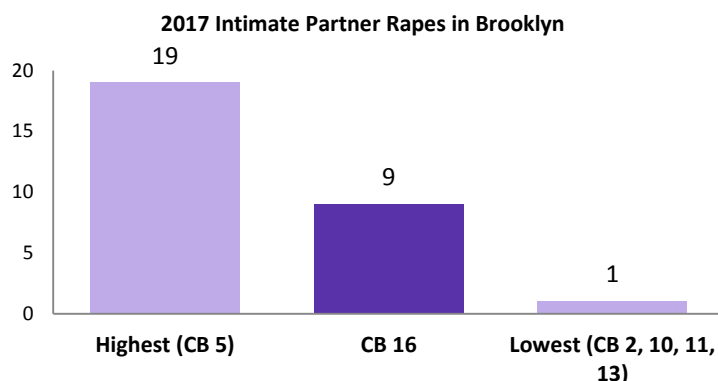


*This percentage excludes reports with missing relationship field.

- 2 In 2017, there were **166 intimate partner felony assaults**, comprising **64%** of the neighborhood's domestic violence felony assaults.

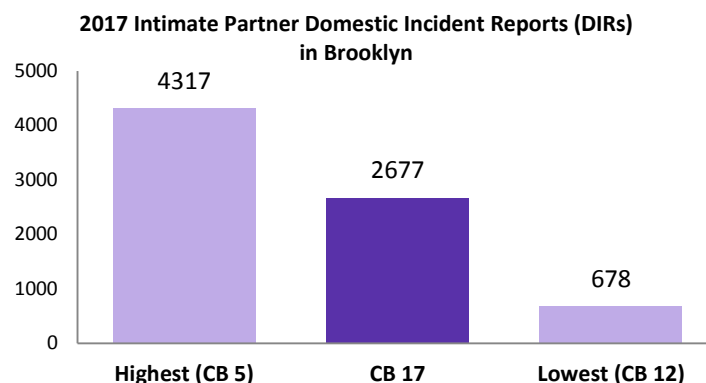


- 3 In 2017, there were **9 intimate partner rapes**, comprising **56%** of the neighborhood's domestic violence rapes.



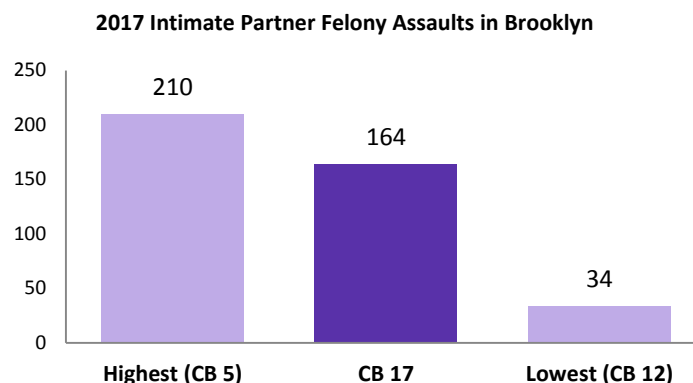
COMMUNITY BOARD 17: East Flatbush

- 1 In 2017, there were **2,677 intimate partner domestic incident reports** in Brooklyn Community Board 17, comprising **58%*** of the neighborhood's domestic incident reports.

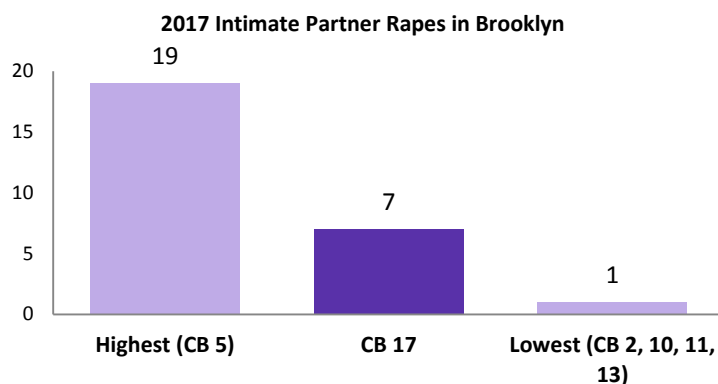


*This percentage excludes reports with missing relationship field.

- 2 In 2017, there were **164 intimate partner felony assaults**, comprising **63%** of the neighborhood's domestic violence felony assaults.

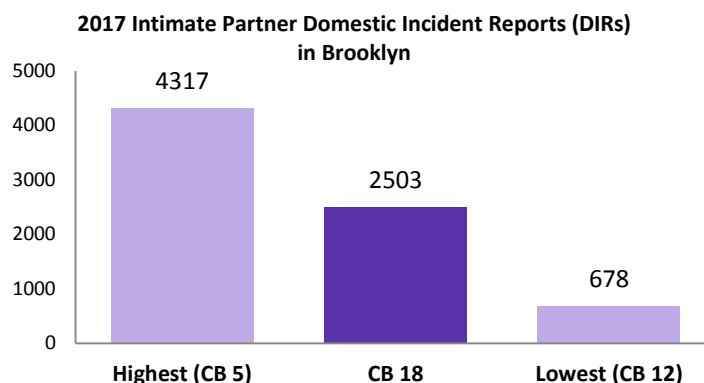


- 3 In 2017, there were **7 intimate partner rapes**, comprising **54%** of the neighborhood's domestic violence rapes.



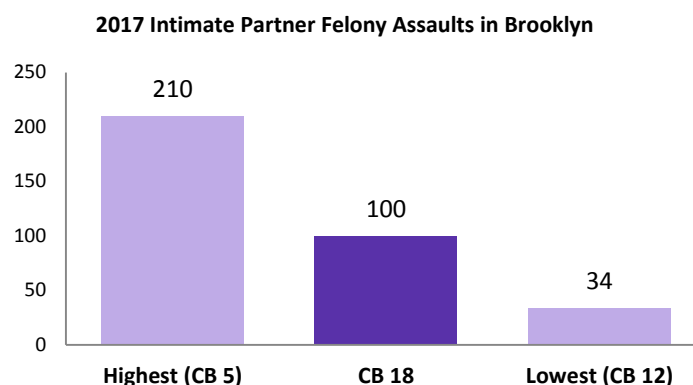
COMMUNITY BOARD 18: Flatlands and Canarsie

- 1 In 2017, there were **2,503 intimate partner domestic incident reports** in Brooklyn Community Board 18, comprising **51%*** of the neighborhood's domestic incident reports.

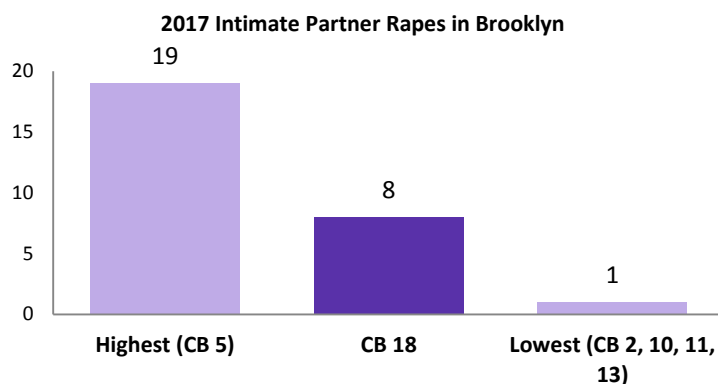


*This percentage excludes reports with missing relationship field.

- 2 In 2017, there were **100 intimate partner felony assaults**, comprising **53%** of the neighborhood's domestic violence felony assaults.



- 3 In 2017, there were **8 intimate partner rapes**, comprising **57%** of the neighborhood's domestic violence rapes.



Manhattan:

Domestic violence snapshot

- 1 In 2017, there were **17,360 intimate partner domestic incident reports (DIRs)** in Manhattan. These comprised **57%*** of the borough's domestic incident reports.

*This percentage excludes reports with missing relationship field.

- 2 In 2017, there were **699 intimate partner felony assaults** in Manhattan. These comprised **65%** of the borough's domestic violence felony assaults.

- 3 In 2017, there were **50 intimate partner rapes** in Manhattan. These comprised **67%** of the borough's domestic violence rapes.













4 HELP IS AVAILABLE

In the case of an emergency, call 911.

For information and non-emergency services, call 311 or the NYC Domestic Violence Hotline 1-800-621-HOPE (4673). For walk-in services, visit one of the NYC Family Justice Centers.

NYC Family Justice Center, Manhattan

Address: 80 Centre Street, NY 10013 Phone: (212)602-2800

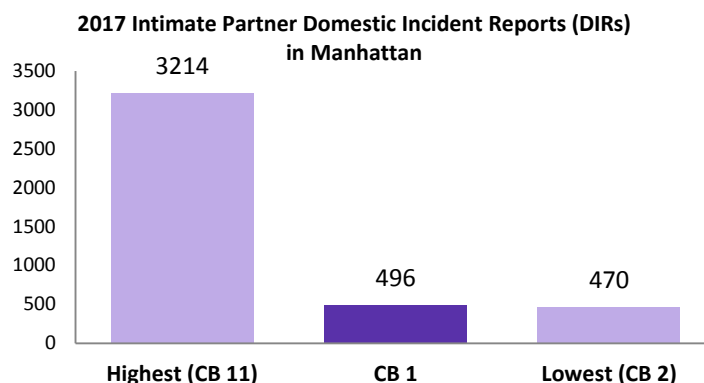
Subway: Take the    to Brooklyn Bridge –City Hall, the   to Chambers Street, the   to City Hall, to the    to Chambers Street, or the   to Chambers Street.

Bus: The M5, M9, M22 and M103 buses all stop near the Center.

Services are free and confidential. All are welcome regardless of gender identity or expression, sexual orientation, language, or immigration status.

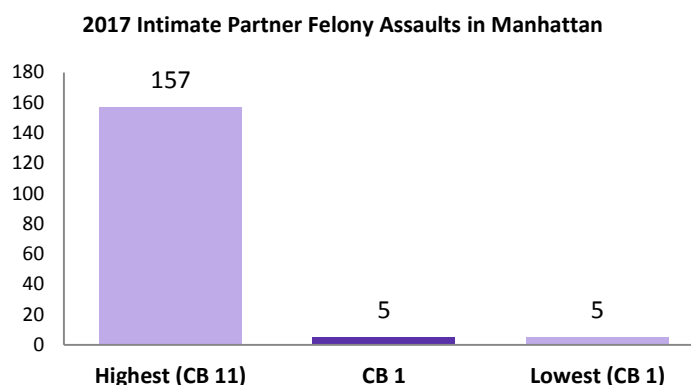
COMMUNITY BOARD 1: Financial District

- 1 In 2017, there were **496 intimate partner domestic incident reports** in Manhattan Community Board 1, comprising **80%*** of the neighborhood's domestic incident reports.

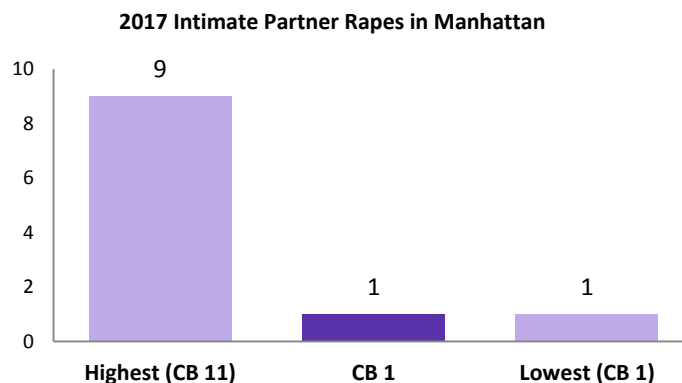


*This percentage excludes reports with missing relationship field.

- 2 In 2017, there were **5 intimate partner felony assaults**, comprising **63%** of the neighborhood's domestic violence felony assaults.

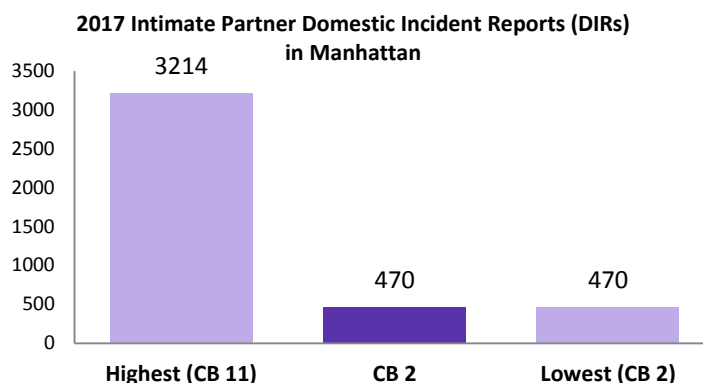


- 3 In 2017, there was **1 intimate partner rape**, comprising **100%** of the neighborhood's domestic violence rapes.



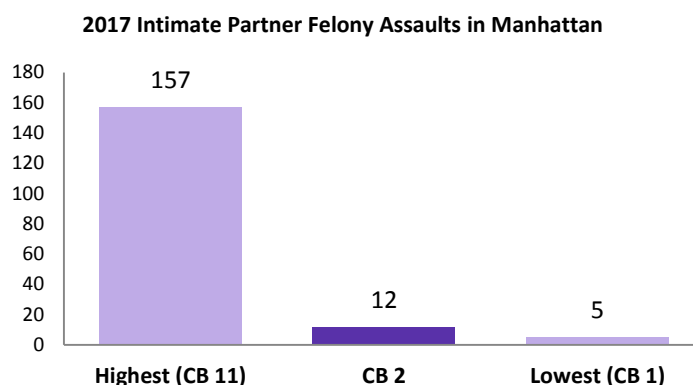
COMMUNITY BOARD 2: Greenwich Village and SoHo

- 1 In 2017, there were **470 intimate partner domestic incident reports** in Manhattan Community Board 2, comprising **79%*** of the neighborhood's domestic incident reports.

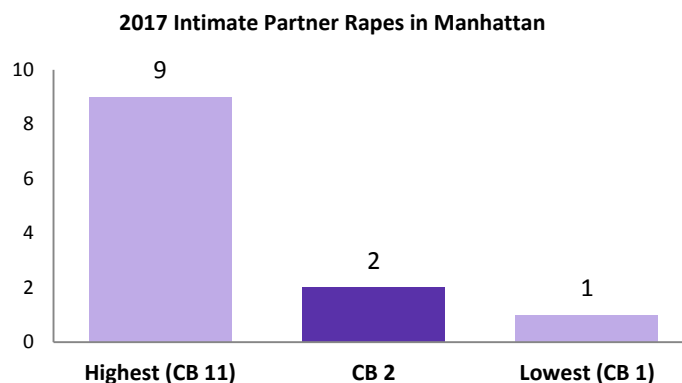


*This percentage excludes reports with missing relationship field.

- 2 In 2017, there were **12 intimate partner felony assaults**, comprising **75%** of the neighborhood's domestic violence felony assaults.

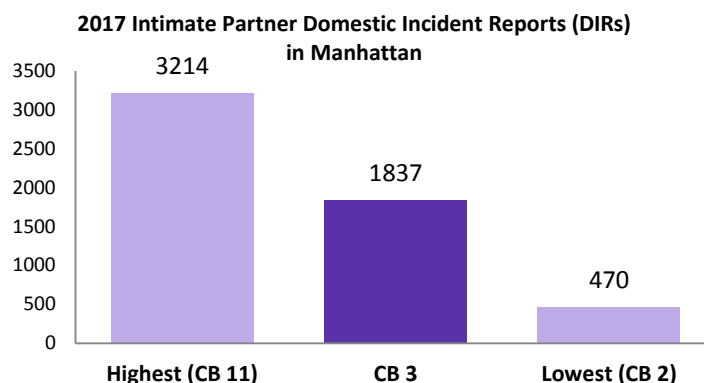


- 3 In 2017, there were **2 intimate partner rapes**, comprising **100%** of the neighborhood's domestic violence rapes.



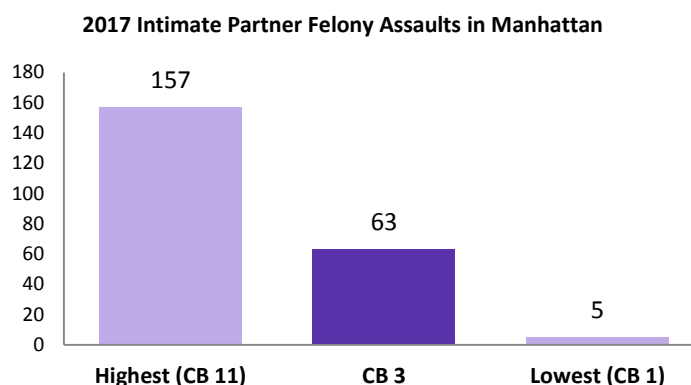
COMMUNITY BOARD 3: Lower East Side and Chinatown

- 1 In 2017, there were **1,837 intimate partner domestic incident reports** in Manhattan Community Board 3, comprising **55%*** of the neighborhood's domestic incident reports.

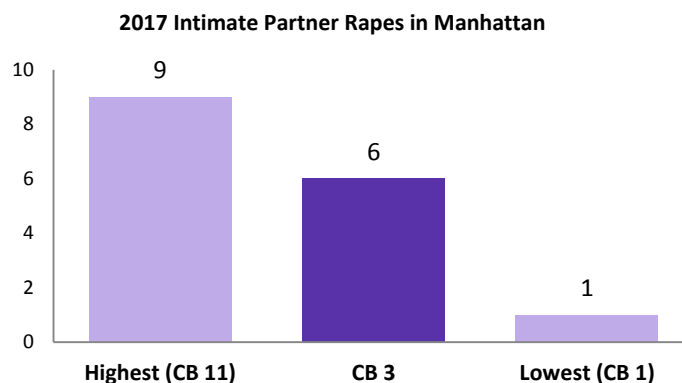


*This percentage excludes reports with missing relationship field.

- 2 In 2017, there were **63 intimate partner felony assaults**, comprising **53%** of the neighborhood's domestic violence felony assaults.

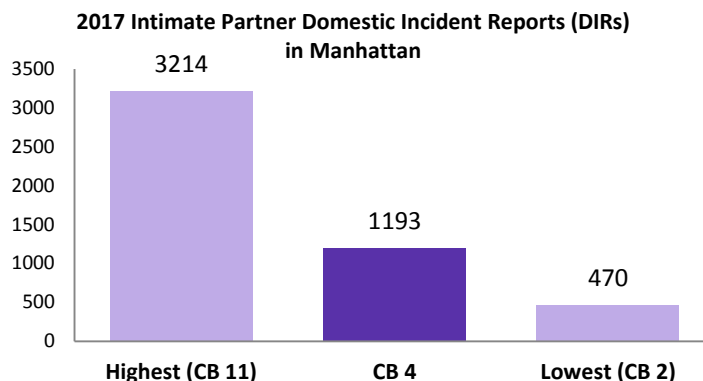


- 3 In 2017, there were **6 intimate partner rapes**, comprising **75%** of the neighborhood's domestic violence rapes.



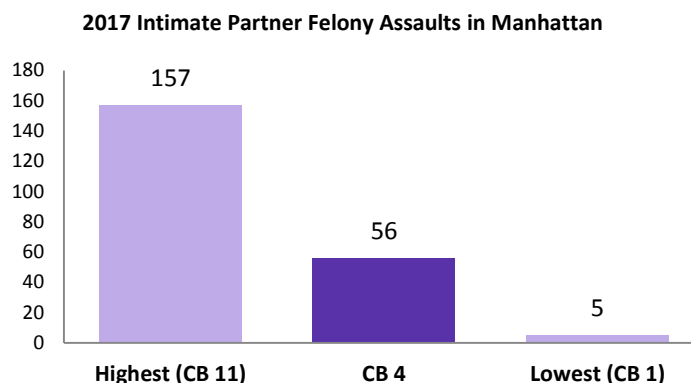
COMMUNITY BOARD 4: Clinton and Chelsea

- 1 In 2017, there were **1,193 intimate partner domestic incident reports** in Manhattan Community Board 4, comprising **68%*** of the neighborhood's domestic incident reports.

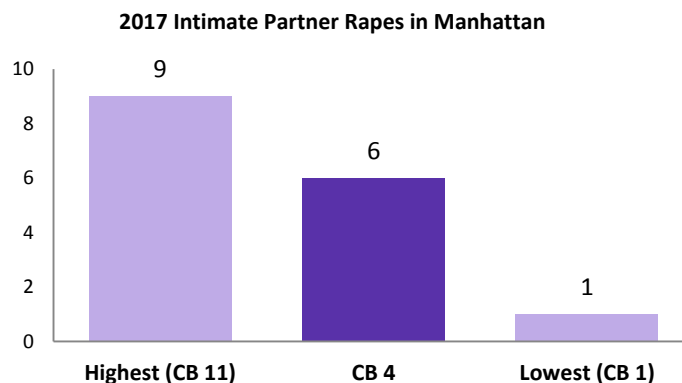


*This percentage excludes reports with missing relationship field.

- 2 In 2017, there were **56 intimate partner felony assaults**, comprising **79%** of the neighborhood's domestic violence felony assaults.

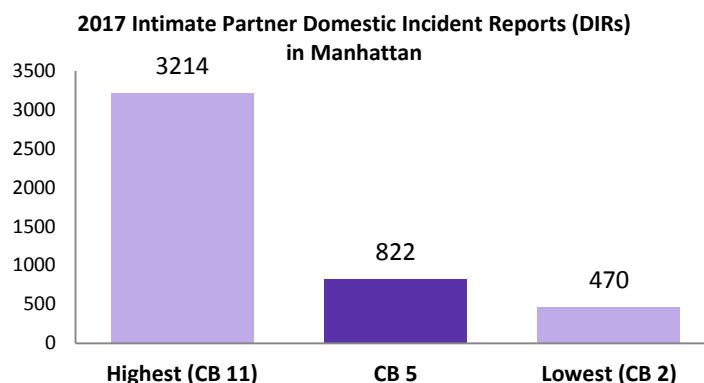


- 3 In 2017, there were **6 intimate partner rapes**, comprising **67%** of the neighborhood's domestic violence rapes.



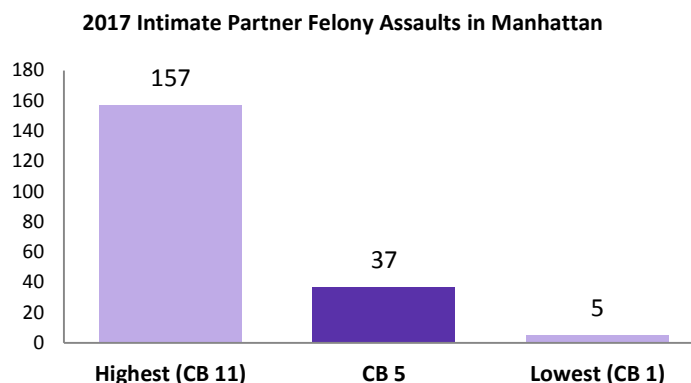
COMMUNITY BOARD 5: Midtown

- 1 In 2017, there were **822 intimate partner domestic incident reports** in Manhattan Community Board 5, comprising **82%*** of the neighborhood's domestic incident reports.

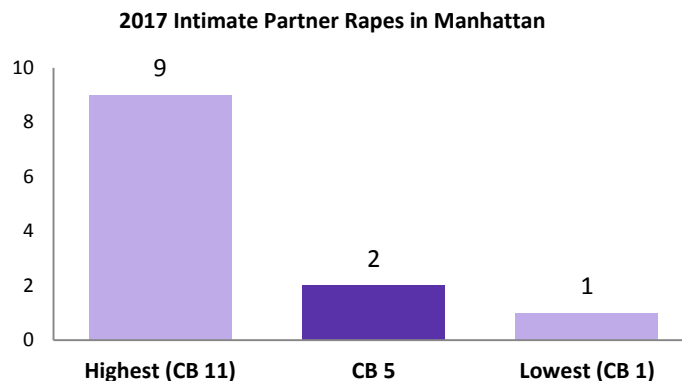


*This percentage excludes reports with missing relationship field.

- 2 In 2017, there were **37 intimate partner felony assaults**, comprising **90%** of the neighborhood's domestic violence felony assaults.

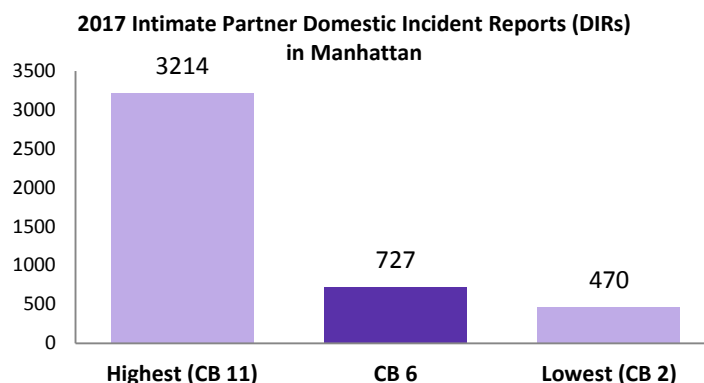


- 3 In 2017, there were **2 intimate partner rapes**, comprising **100%** of the neighborhood's domestic violence rapes.



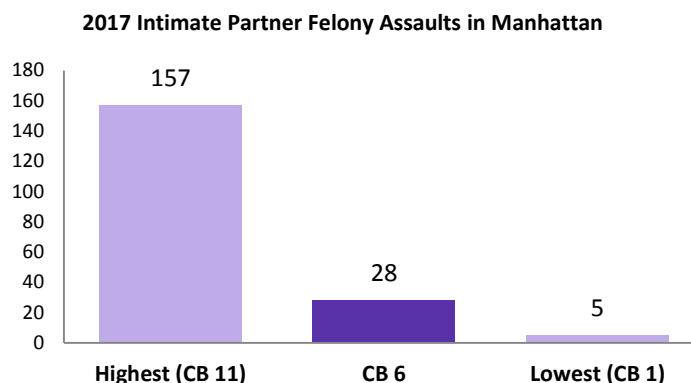
COMMUNITY BOARD 6: Stuyvesant Town and Turtle Bay

- 1** In 2017, there were **727 intimate partner domestic incident reports** in Manhattan Community Board 6, comprising **69%*** of the neighborhood's domestic incident reports.

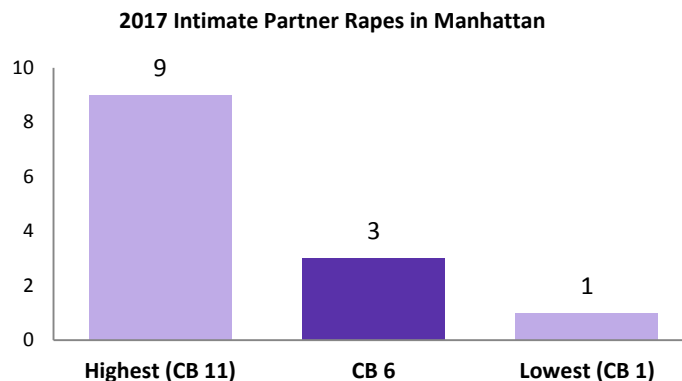


*This percentage excludes reports with missing relationship field.

- 2** In 2017, there were **28 intimate partner felony assaults**, comprising **76%** of the neighborhood's domestic violence felony assaults.

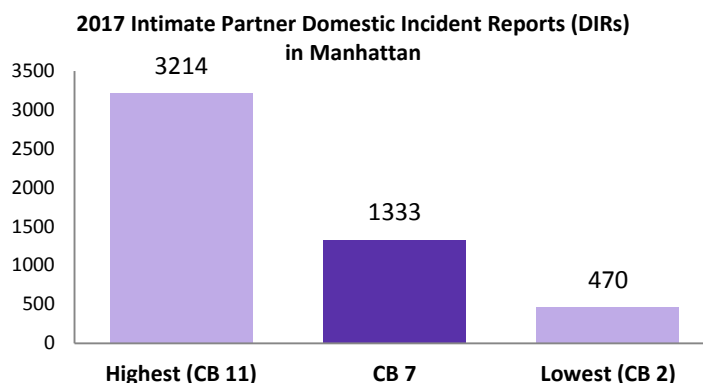


- 3** In 2017, there were **3 intimate partner rapes**, comprising **75%** of the neighborhood's domestic violence rapes.



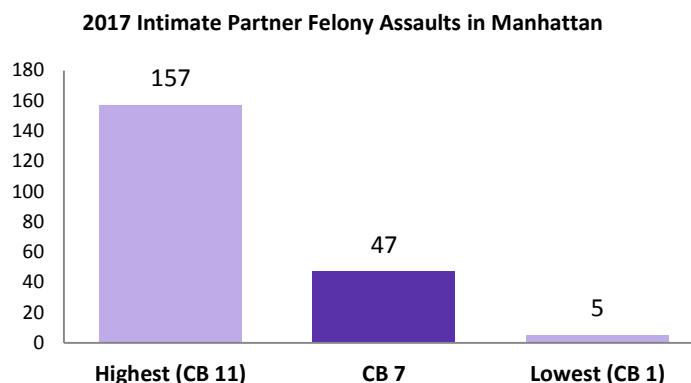
COMMUNITY BOARD 7: Upper West Side

- 1 In 2017, there were **1,333 intimate partner domestic incident reports** in Manhattan Community Board 7, comprising **55%*** of the neighborhood's domestic incident reports.

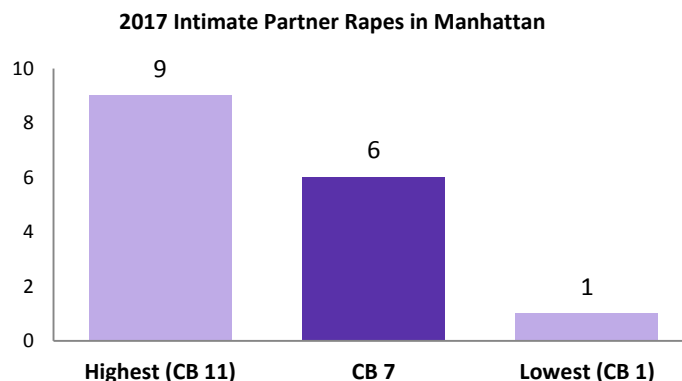


*This percentage excludes reports with missing relationship field.

- 2 In 2017, there were **47 intimate partner felony assaults**, comprising **71%** of the neighborhood's domestic violence felony assaults.

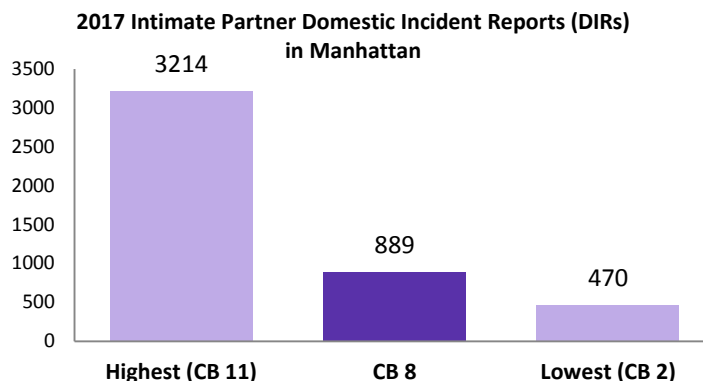


- 3 In 2017, there were **6 intimate partner rapes**, comprising **75%** of the neighborhood's domestic violence rapes.



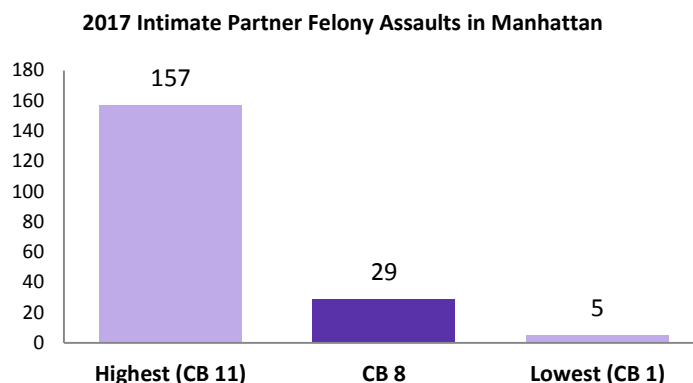
COMMUNITY BOARD 8: Upper East Side

- 1** In 2017, there were **889 intimate partner domestic incident reports** in Manhattan Community Board 8, comprising **70%*** of the neighborhood's domestic incident reports.

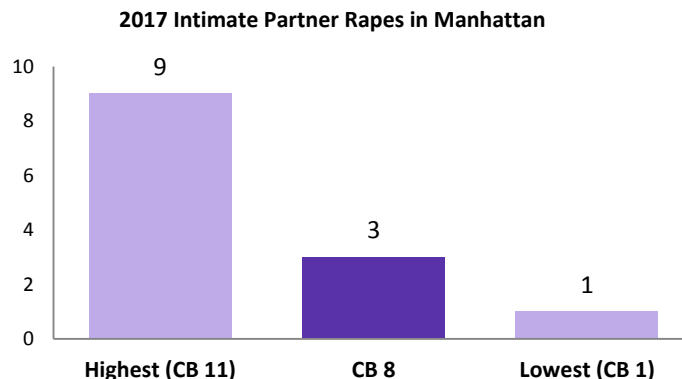


*This percentage excludes reports with missing relationship field.

- 2** In 2017, there were **29 intimate partner felony assaults**, comprising **67%** of the neighborhood's domestic violence felony assaults.

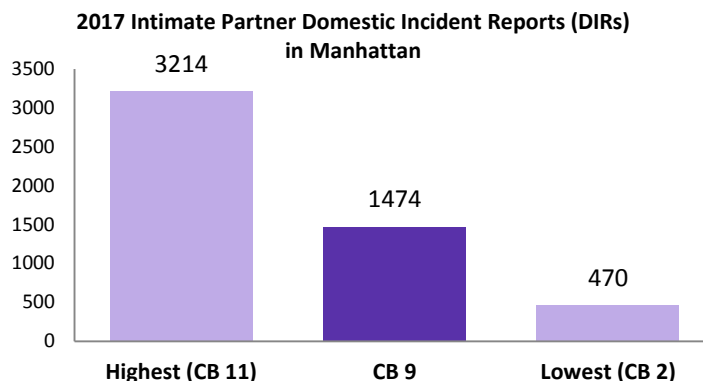


- 3** In 2017, there were **3 intimate partner rapes**, comprising **100%** of the neighborhood's domestic violence rapes.



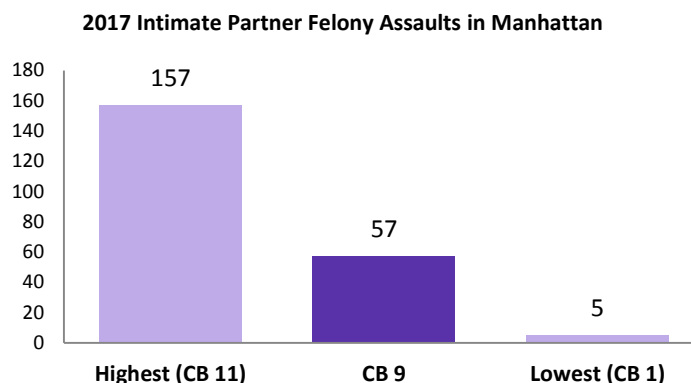
COMMUNITY BOARD 9: Morningside Heights and Hamilton Heights

- 1 In 2017, there were **1,474 intimate partner domestic incident reports** in Manhattan Community Board 9, comprising **53%*** of the neighborhood's domestic incident reports.

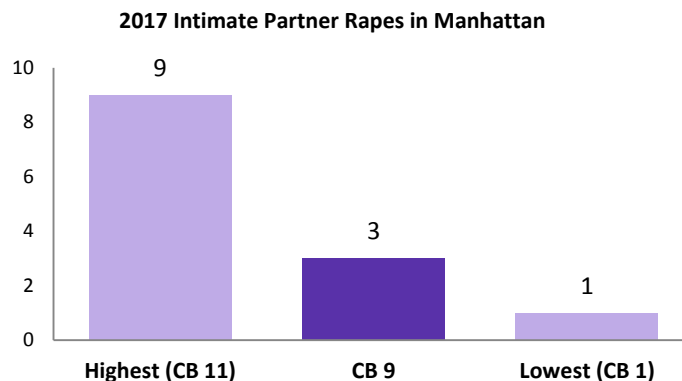


*This percentage excludes reports with missing relationship field.

- 2 In 2017, there were **57 intimate partner felony assaults**, comprising **61%** of the neighborhood's domestic violence felony assaults.

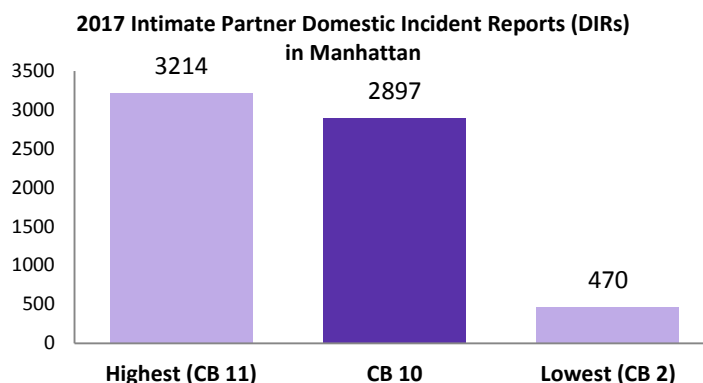


- 3 In 2017, there were **3 intimate partner rapes**, comprising **38%** of the neighborhood's domestic violence rapes.



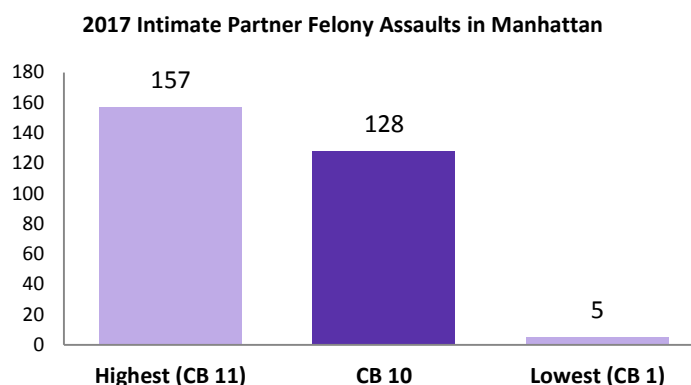
COMMUNITY BOARD 10: Central Harlem

- 1** In 2017, there were **2,897 intimate partner domestic incident reports** in Manhattan Community Board 10, comprising **50%*** of the neighborhood's domestic incident reports.

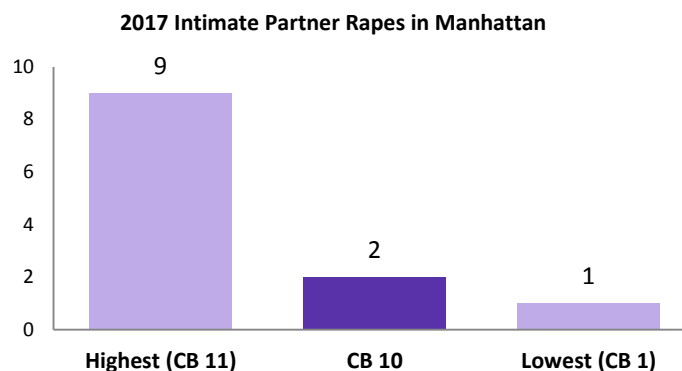


*This percentage excludes reports with missing relationship field.

- 2** In 2017, there were **128 intimate partner felony assaults**, comprising **65%** of the neighborhood's domestic violence felony assaults.

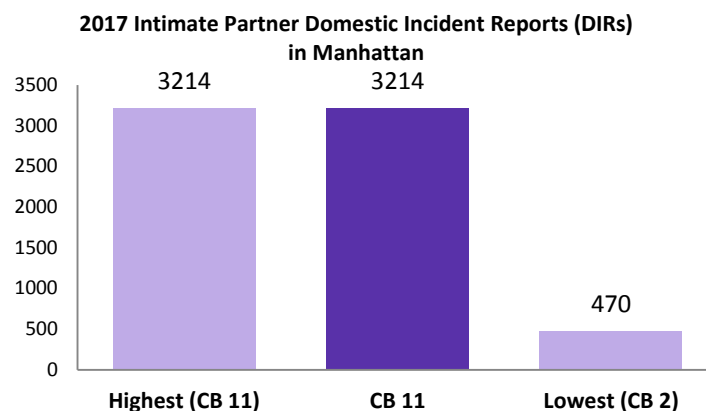


- 3** In 2017, there were **2 intimate partner rapes**, comprising **40%** of the neighborhood's domestic violence rapes.



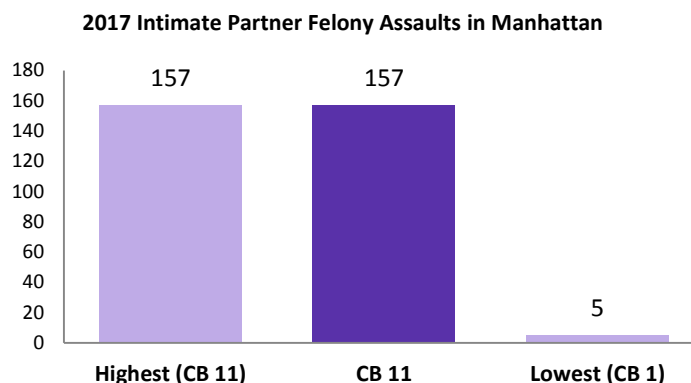
COMMUNITY BOARD 11: East Harlem

- 1 In 2017, there were **3,214 intimate partner domestic incident reports** in Manhattan Community Board 11, comprising **53%*** of the neighborhood's domestic incident reports.

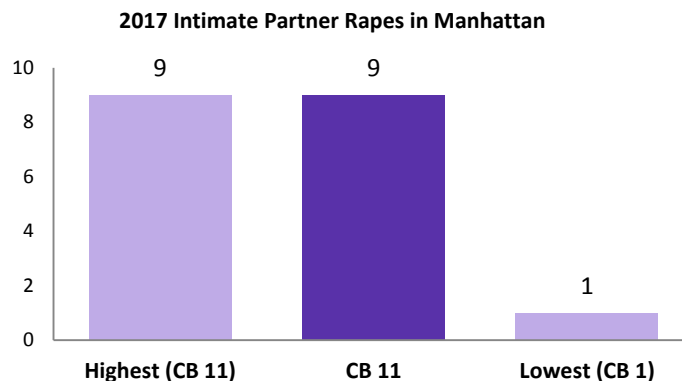


*This percentage excludes reports with missing relationship field.

- 2 In 2017, there were **157 intimate partner felony assaults**, comprising **64%** of the neighborhood's domestic violence felony assaults.

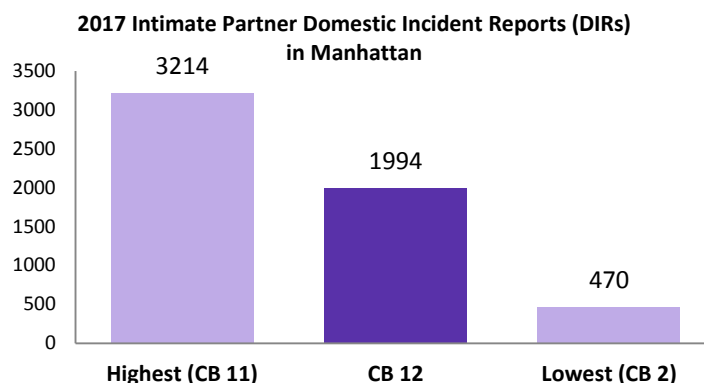


- 3 In 2017, there were **9 intimate partner rapes**, comprising **50%** of the neighborhood's domestic violence rapes.



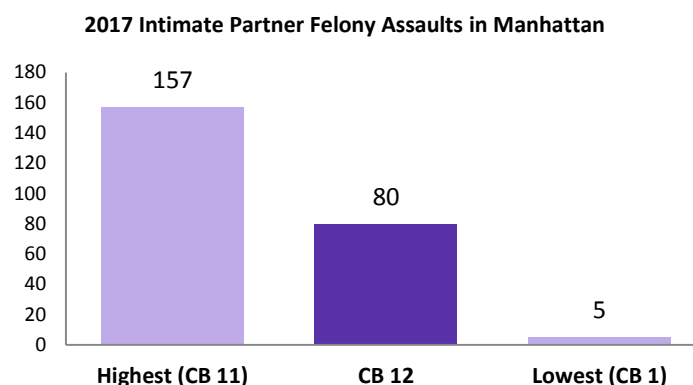
COMMUNITY BOARD 12: Washington Heights and Inwood

- 1** In 2017, there were **1,994 intimate partner domestic incident reports** in Manhattan Community Board 12, comprising **56%*** of the neighborhood's domestic incident reports.

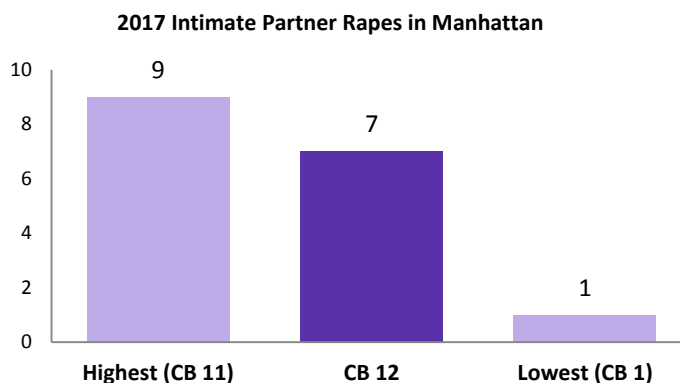


*This percentage excludes reports with missing relationship field.

- 2** In 2017, there were **80 intimate partner felony assaults**, comprising **55%** of the neighborhood's domestic violence felony assaults.



- 3** In 2017, there were **7 intimate partner rapes**, comprising **100%** of the neighborhood's domestic violence rapes.



Queens:

Domestic violence snapshot

- 1 In 2017, there were **23,863 intimate partner domestic incident reports (DIRs)** in Queens. These comprised **59%*** of the borough's domestic incident reports.

*This percentage excludes reports with missing relationship field.

- 2 In 2017, there were **1,108 intimate partner felony assaults** in Queens. These comprised **63%** of the borough's domestic violence felony assaults.

- 3 In 2017, there were **79 intimate partner rapes** in Queens. These comprised **63%** of the borough's domestic violence rapes.



4 **HELP IS AVAILABLE**

In the case of an emergency, call 911.

For information and non-emergency services, call 311 or the NYC Domestic Violence Hotline 1-800-621-HOPE (4673). For walk-in services, visit one of the NYC Family Justice Centers.

NYC Family Justice Center, Queens

Address: 126-02 82nd Avenue, Kew Gardens, NY 11415 Phone: (718)575-4500

Subway: Take the  or  train to Kew Gardens/Union Turnpike. Use the "Court House/North Side:" exit and walk east on Queens Boulevard past Queens Borough Hall. Turn left on 82nd Avenue.

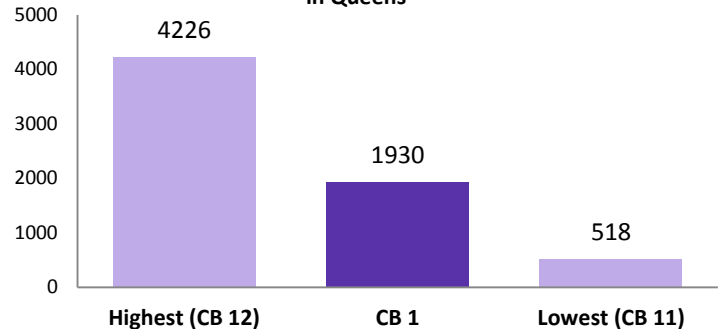
Bus: The Q10, Q37, Q46, and Q60 all stop near the Center.

Services are free and confidential. All are welcome regardless of gender identity or expression, sexual orientation, language, or immigration status.

COMMUNITY BOARD 1: Long Island City and Astoria

- 1** In 2017, there were **1,930 intimate partner domestic incident reports** in Queens Community Board 1, comprising **59%*** of the neighborhood's domestic incident reports.

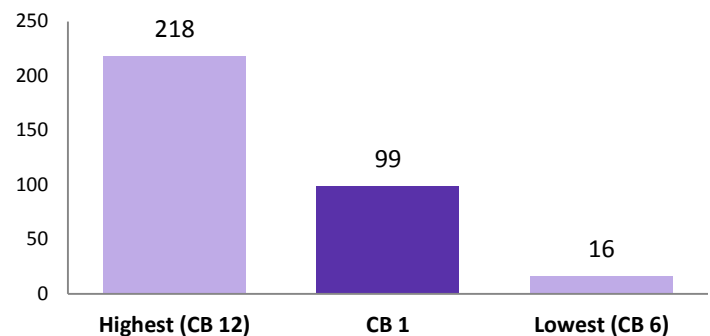
2017 Intimate Partner Domestic Incident Reports (DIRs) in Queens



*This percentage excludes reports with missing relationship field.

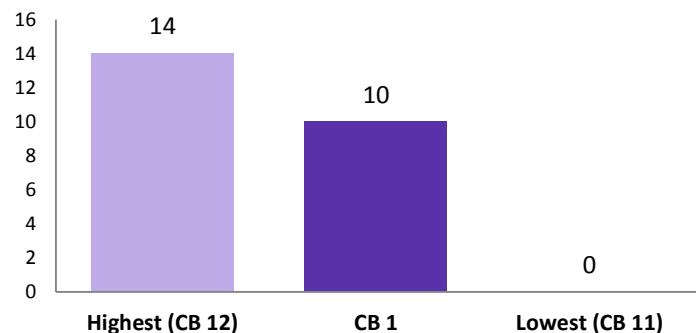
- 2** In 2017, there were **99 intimate partner felony assaults**, comprising **70%** of the neighborhood's domestic violence felony assaults.

2017 Intimate Partner Felony Assaults in Queens



- 3** In 2017, there were **10 intimate partner rapes**, comprising **77%** of the neighborhood's domestic violence rapes.

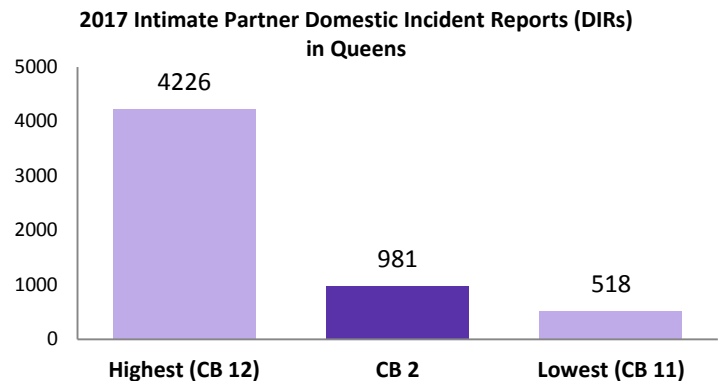
2017 Intimate Partner Rapes in Queens



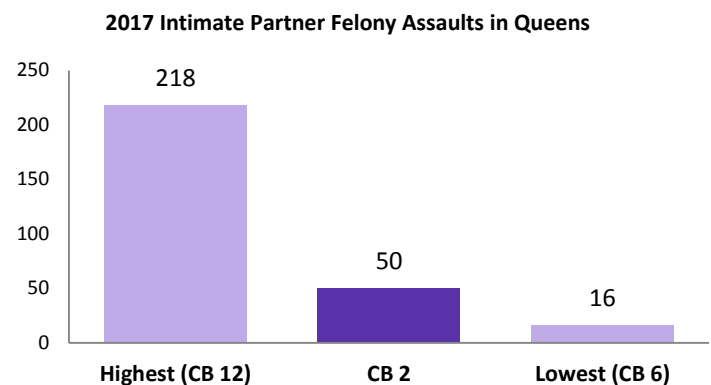
COMMUNITY BOARD 2: Woodside and Sunnyside

- 1** In 2017, there were **981 intimate partner domestic incident reports** in Queens Community Board 2, comprising **62%*** of the neighborhood's domestic incident reports.

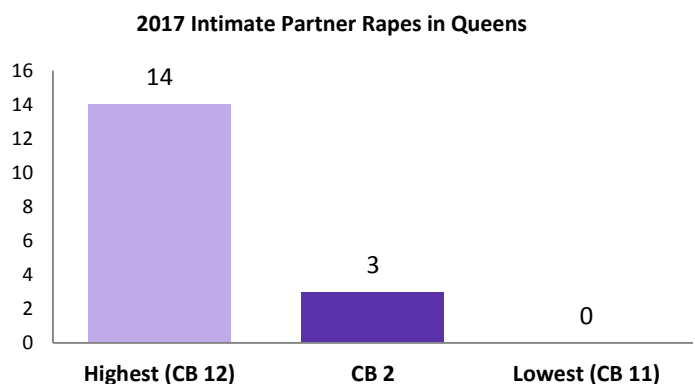
*This percentage excludes reports with missing relationship field.



- 2** In 2017, there were **50 intimate partner felony assaults**, comprising **67%** of the neighborhood's domestic violence felony assaults.



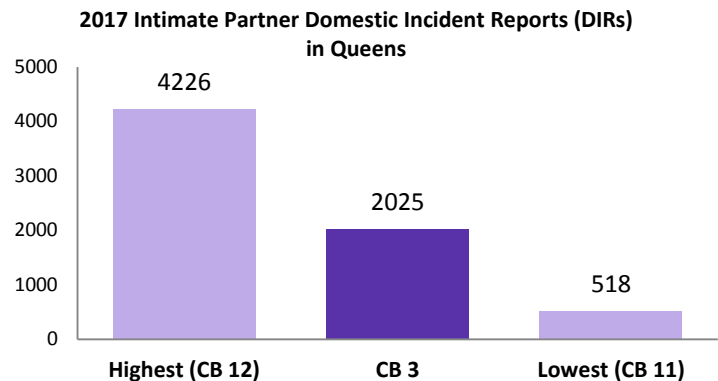
- 3** In 2017, there were **3 intimate partner rapes**, comprising **100%** of the neighborhood's domestic violence rapes.



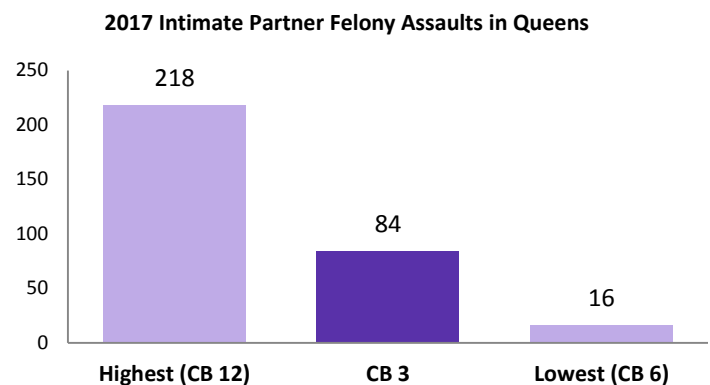
COMMUNITY BOARD 3: Jackson Heights

- 1** In 2017, there were **2,025 intimate partner domestic incident reports** in Queens Community Board 3, comprising **64%*** of the neighborhood's domestic incident reports.

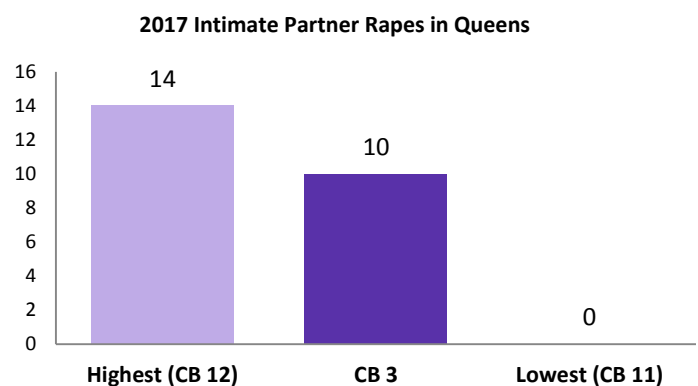
*This percentage excludes reports with missing relationship field.



- 2** In 2017, there were **84 intimate partner felony assaults**, comprising **59%** of the neighborhood's domestic violence felony assaults.



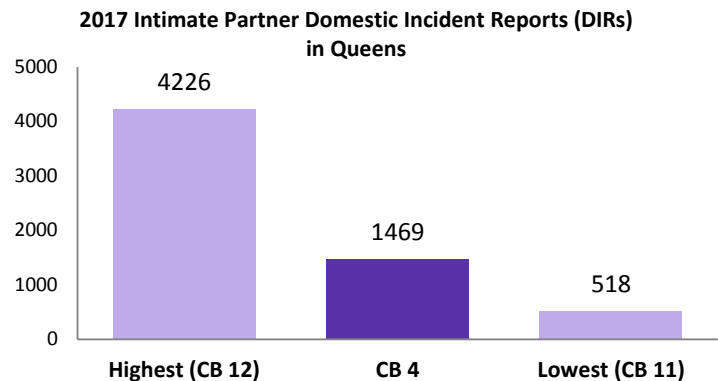
- 3** In 2017, there were **10 intimate partner rapes**, comprising **59%** of the neighborhood's domestic violence rapes.



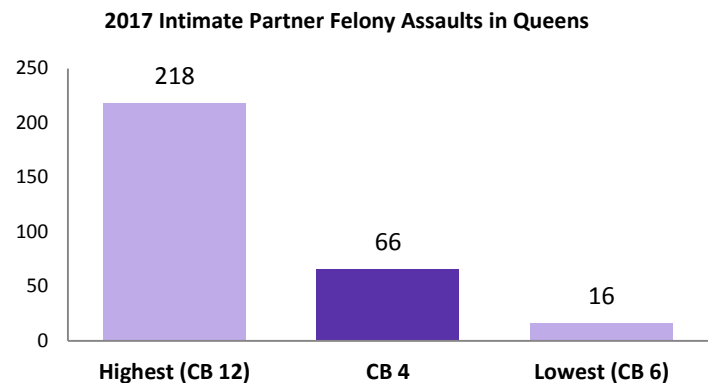
COMMUNITY BOARD 4: Elmhurst and Corona

- 1** In 2017, there were **1,469 intimate partner domestic incident reports** in Queens Community Board 4, comprising **63%*** of the neighborhood's domestic incident reports.

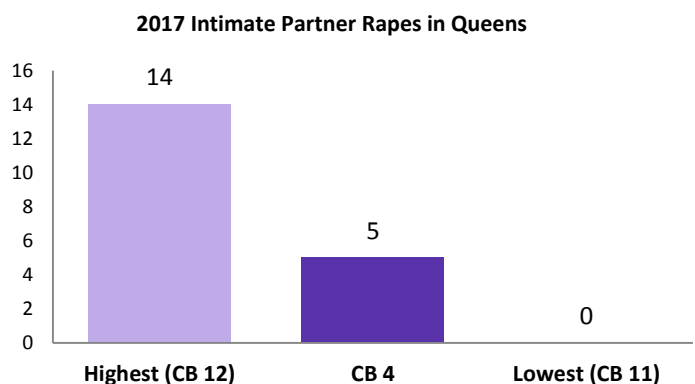
*This percentage excludes reports with missing relationship field.



- 2** In 2017, there were **66 intimate partner felony assaults**, comprising **69%** of the neighborhood's domestic violence felony assaults.



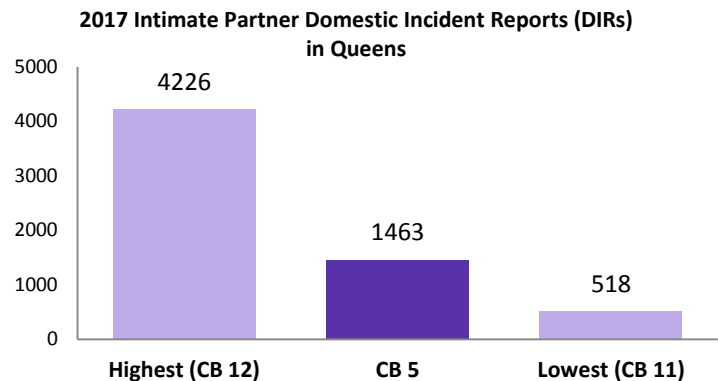
- 3** In 2017, there were **5 intimate partner rapes**, comprising **50%** of the neighborhood's domestic violence rapes.



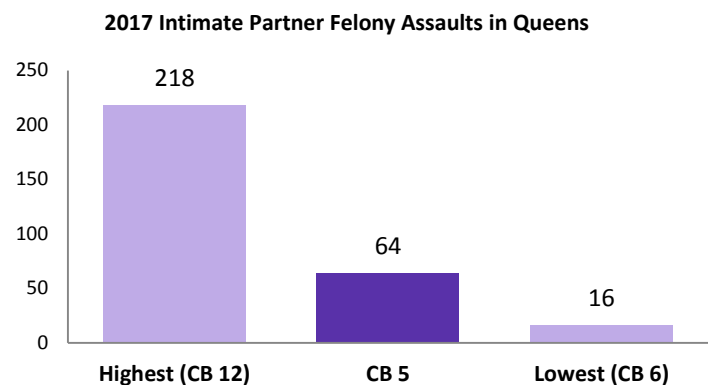
COMMUNITY BOARD 5: Ridgewood and Maspeth

- 1** In 2017, there were **1,463 intimate partner domestic incident reports** in Queens Community Board 5, comprising **65%*** of the neighborhood's domestic incident reports.

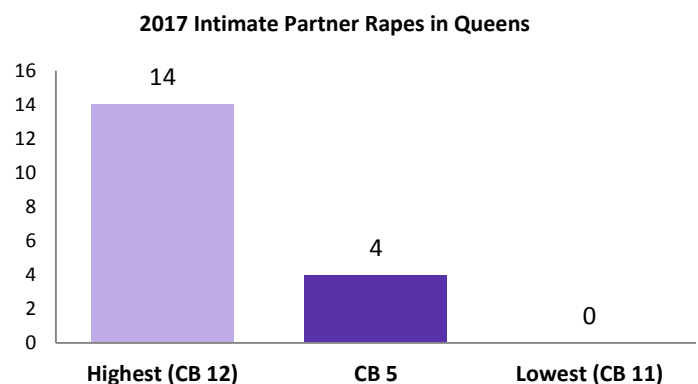
*This percentage excludes reports with missing relationship field.



- 2** In 2017, there were **64 intimate partner felony assaults**, comprising **63%** of the neighborhood's domestic violence felony assaults.



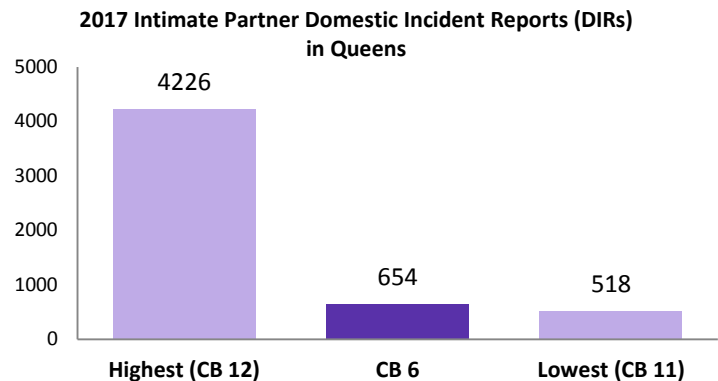
- 3** In 2017, there were **4 intimate partner rapes**, comprising **57%** of the neighborhood's domestic violence rapes.



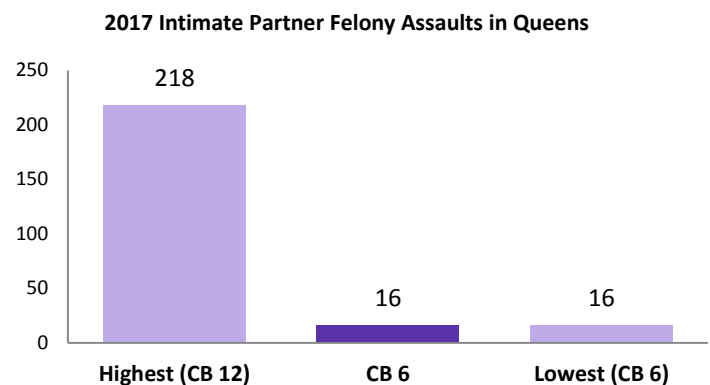
COMMUNITY BOARD 6: Rego Park and Forest Hills

- 1** In 2017, there were **654 intimate partner domestic incident reports** in Queens Community Board 6, comprising **68%*** of the neighborhood's domestic incident reports.

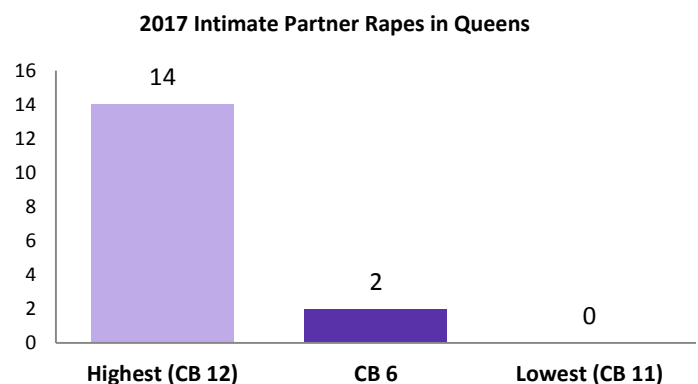
*This percentage excludes reports with missing relationship field.



- 2** In 2017, there were **16 intimate partner felony assaults**, comprising **70%** of the neighborhood's domestic violence felony assaults.



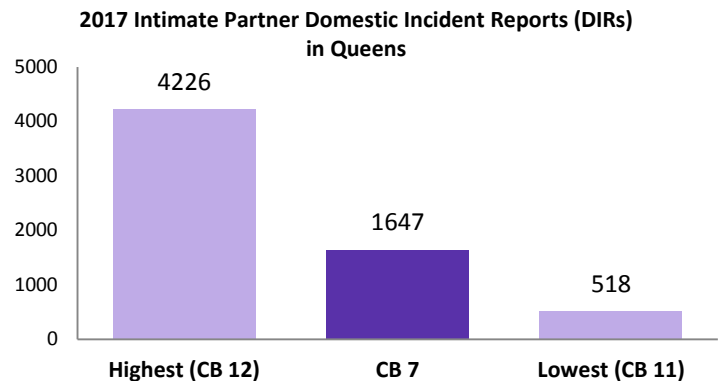
- 3** In 2017, there were **2 intimate partner rapes**, comprising **100%** of the neighborhood's domestic violence rapes.



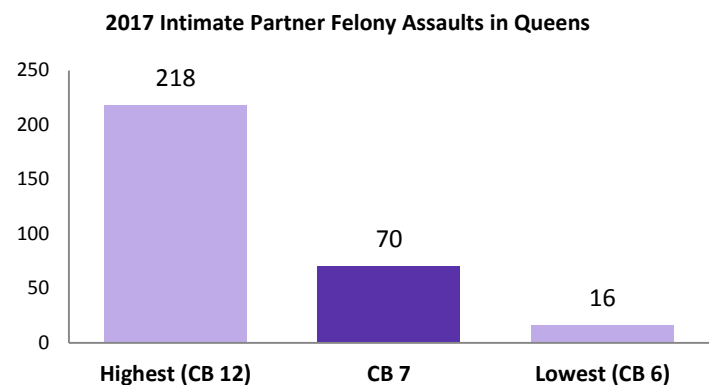
COMMUNITY BOARD 7: Flushing and Whitestone

- 1** In 2017, there were **1,647 intimate partner domestic incident reports** in Queens Community Board 7, comprising **64%*** of the neighborhood's domestic incident reports.

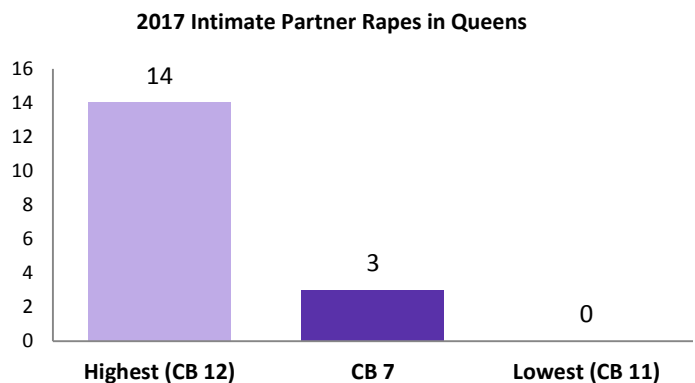
*This percentage excludes reports with missing relationship field.



- 2** In 2017, there were **70 intimate partner felony assaults**, comprising **70%** of the neighborhood's domestic violence felony assaults.



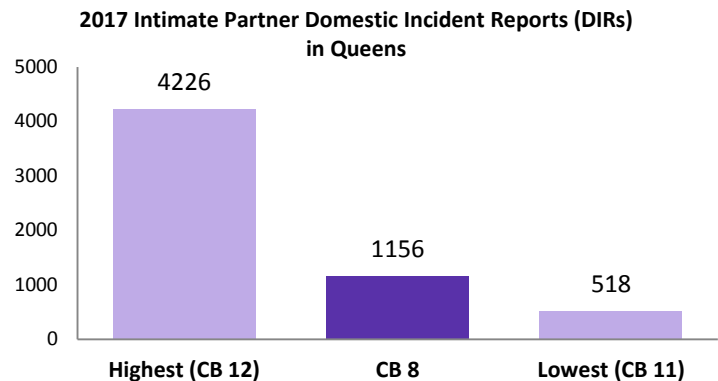
- 3** In 2017, there were **3 intimate partner rapes**, comprising **50%** of the neighborhood's domestic violence rapes.



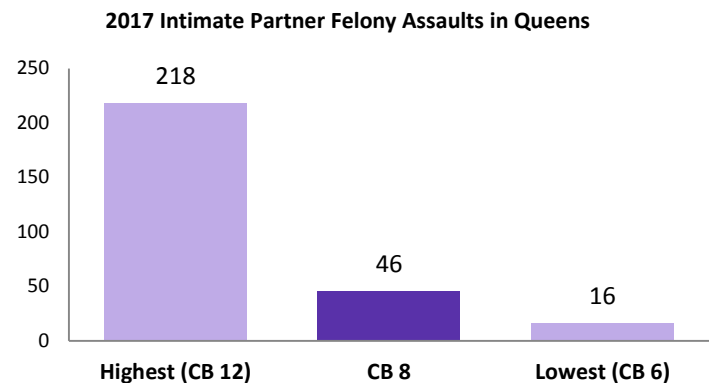
COMMUNITY BOARD 8: Hillcrest and Fresh Meadows

- 1** In 2017, there were **1,156 intimate partner domestic incident reports** in Queens Community Board 8, comprising **57%*** of the neighborhood's domestic incident reports.

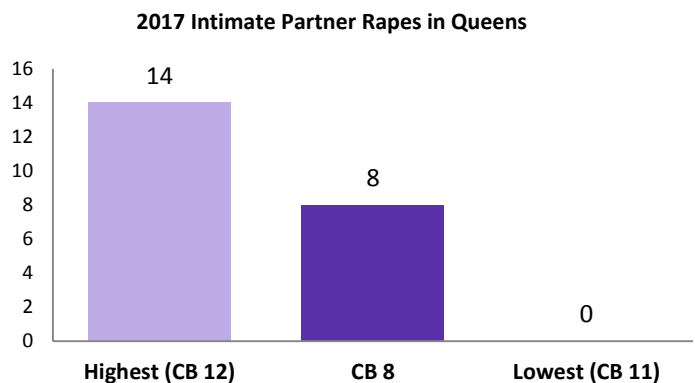
*This percentage excludes reports with missing relationship field.



- 2** In 2017, there were **46 intimate partner felony assaults**, comprising **62%** of the neighborhood's domestic violence felony assaults.



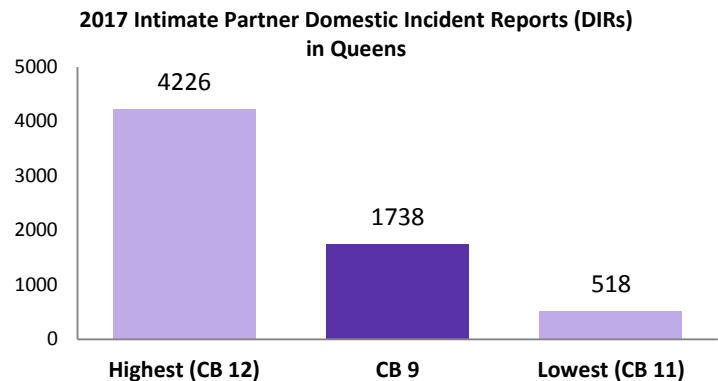
- 3** In 2017, there were **8 intimate partner rapes**, comprising **67%** of the neighborhood's domestic violence rapes.



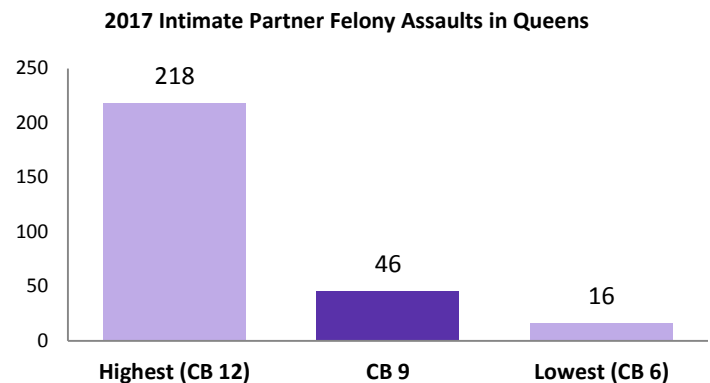
COMMUNITY BOARD 9: Kew Gardens and Woodhaven

- 1** In 2017, there were **1,738 intimate partner domestic incident reports** in Queens Community Board 9, comprising **59%*** of the neighborhood's domestic incident reports.

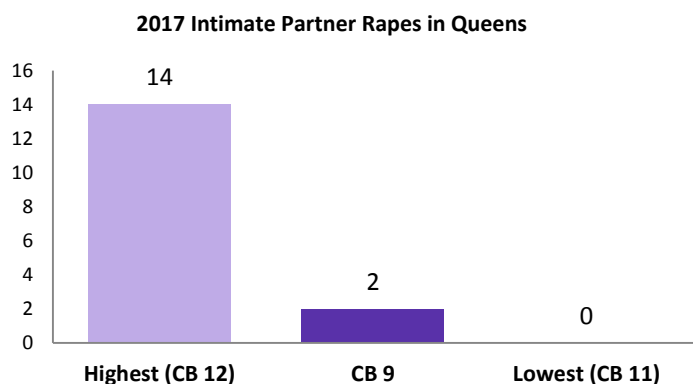
*This percentage excludes reports with missing relationship field.



- 2** In 2017, there were **46 intimate partner felony assaults**, comprising **68%** of the neighborhood's domestic violence felony assaults.



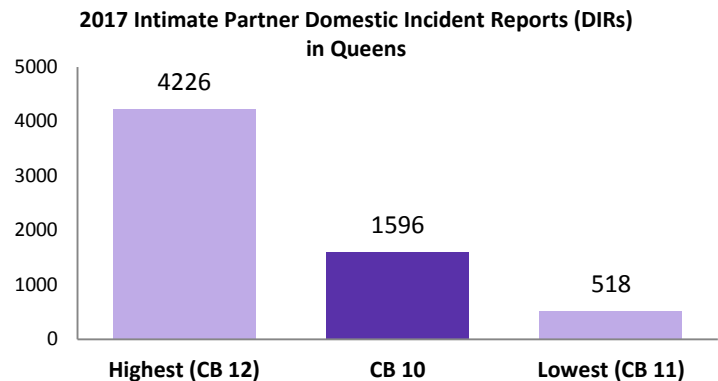
- 3** In 2017, there were **2 intimate partner rapes**, comprising **29%** of the neighborhood's domestic violence rapes.



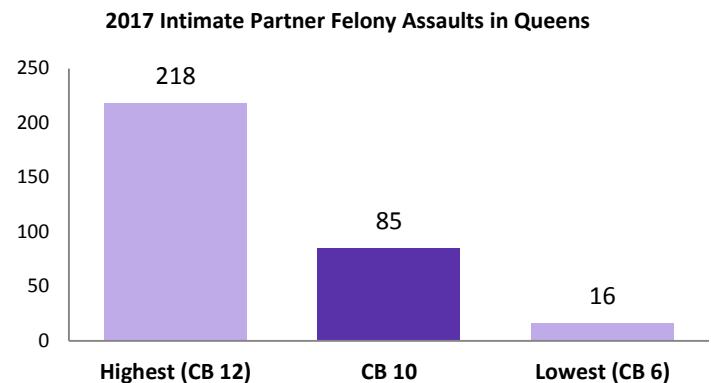
COMMUNITY BOARD 10: South Ozone Park and Howard Beach

- 1** In 2017, there were **1,596 intimate partner domestic incident reports** in Queens Community Board 10, comprising **61%*** of the neighborhood's domestic incident reports.

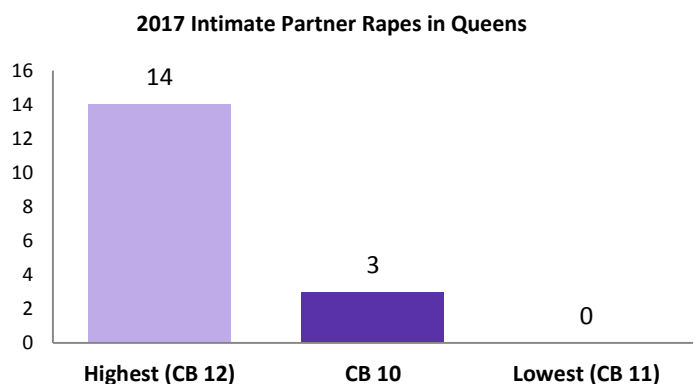
*This percentage excludes reports with missing relationship field.



- 2** In 2017, there were **85 intimate partner felony assaults**, comprising **67%** of the neighborhood's domestic violence felony assaults.



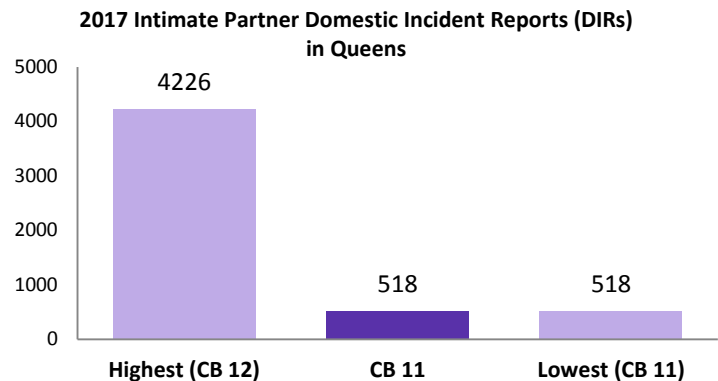
- 3** In 2017, there were **3 intimate partner rapes**, comprising **75%** of the neighborhood's domestic violence rapes.



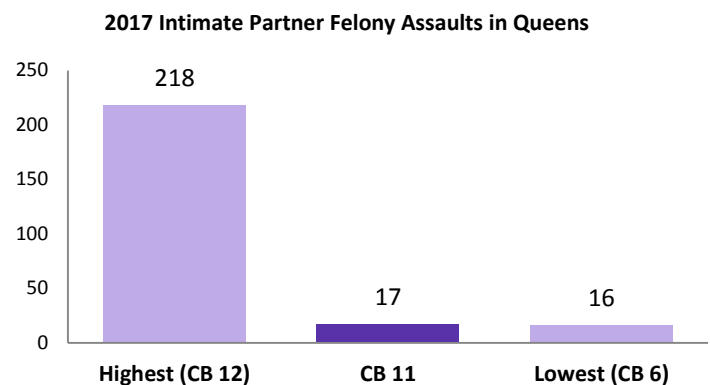
COMMUNITY BOARD 11: Bayside and Little Neck

- 1** In 2017, there were **518 intimate partner domestic incident reports** in Queens Community Board 11, comprising **57%*** of the neighborhood's domestic incident reports.

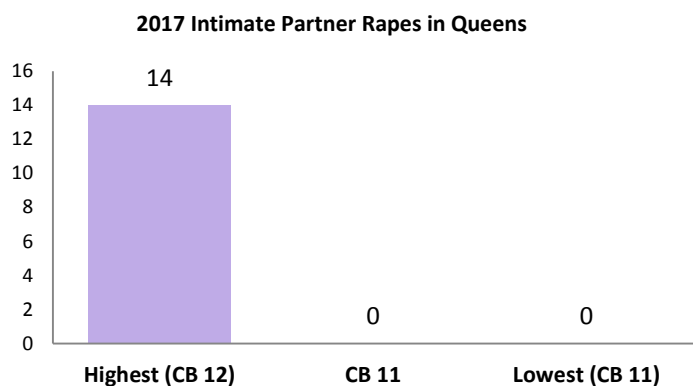
*This percentage excludes reports with missing relationship field.



- 2** In 2017, there were **17 intimate partner felony assaults**, comprising **55%** of the neighborhood's domestic violence felony assaults.



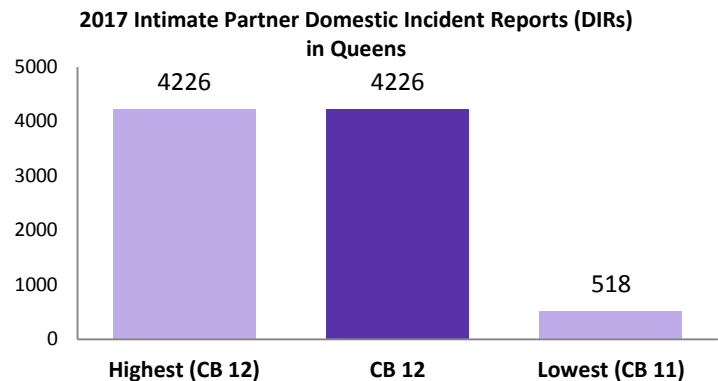
- 3** In 2017, there were **0 domestic violence rapes** (including intimate partner rapes) in this neighborhood.



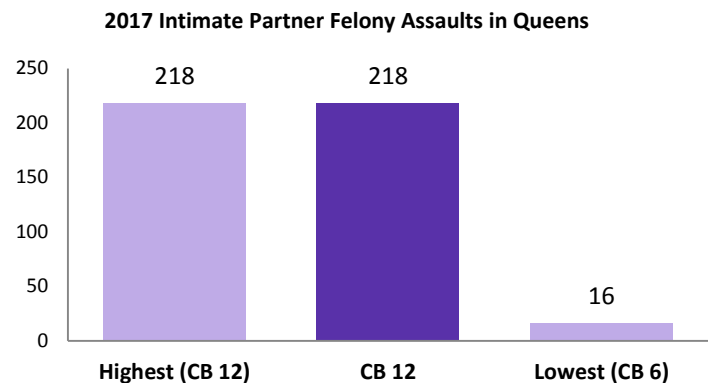
COMMUNITY BOARD 12: Jamaica and Hollis

- 1** In 2017, there were **4,226 intimate partner domestic incident reports** in Queens Community Board 12, comprising **55%*** of the neighborhood's domestic incident reports.

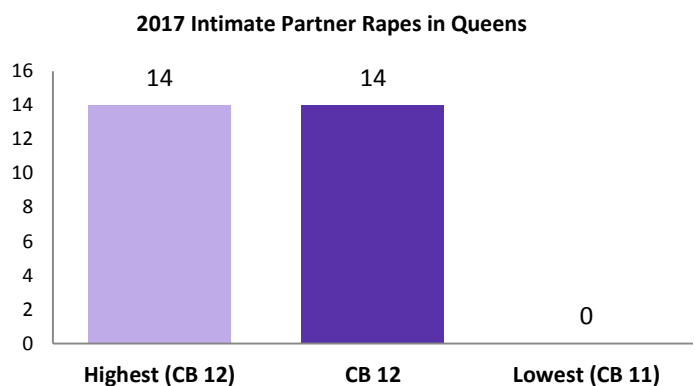
*This percentage excludes reports with missing relationship field.



- 2** In 2017, there were **218 intimate partner felony assaults**, comprising **61%** of the neighborhood's domestic violence felony assaults.



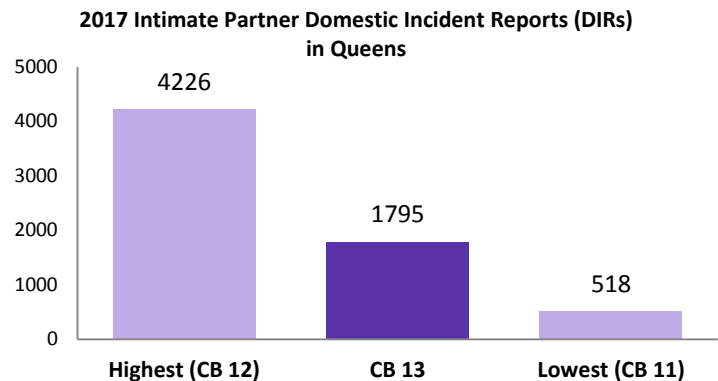
- 3** In 2017, there were **14 intimate partner rapes**, comprising **61%** of the neighborhood's domestic violence rapes.



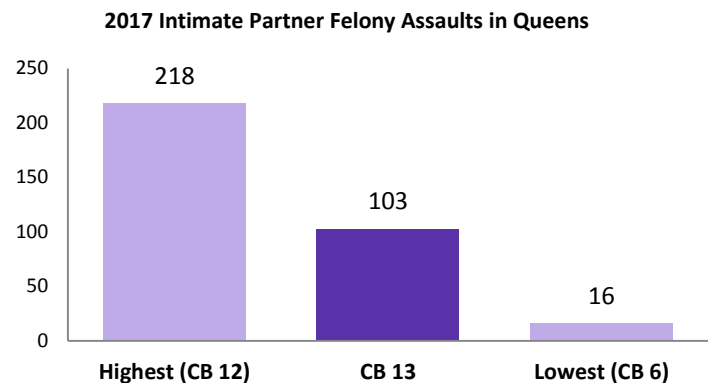
COMMUNITY BOARD 13: Queens Village

- 1** In 2017, there were **1,795 intimate partner domestic incident reports** in Queens Community Board 13, comprising **58%*** of the neighborhood's domestic incident reports.

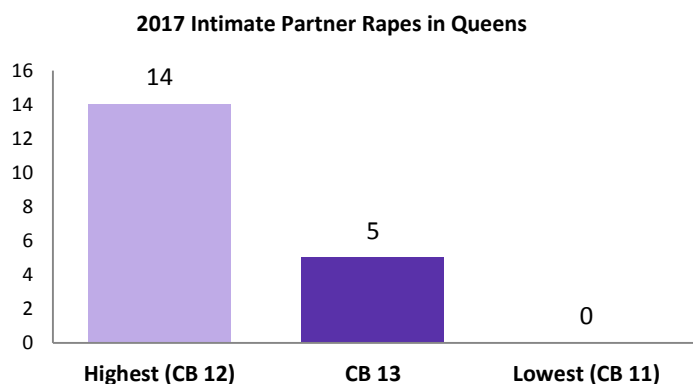
*This percentage excludes reports with missing relationship field.



- 2** In 2017, there were **103 intimate partner felony assaults**, comprising **57%** of the neighborhood's domestic violence felony assaults.



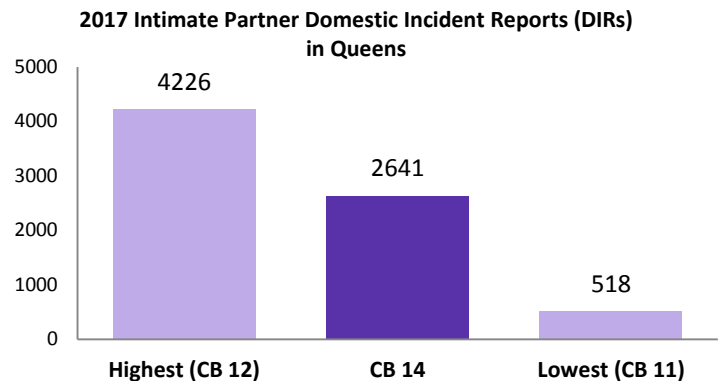
- 3** In 2017, there were **5 intimate partner rapes**, comprising **71%** of the neighborhood's domestic violence rapes.



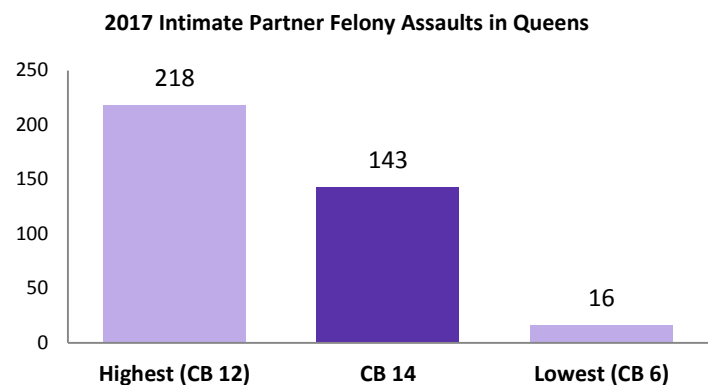
COMMUNITY BOARD 14: Rockaway and Broad Channel

- 1** In 2017, there were **2,641 intimate partner domestic incident reports** in Queens Community Board 14, comprising **55%*** of the neighborhood's domestic incident reports.

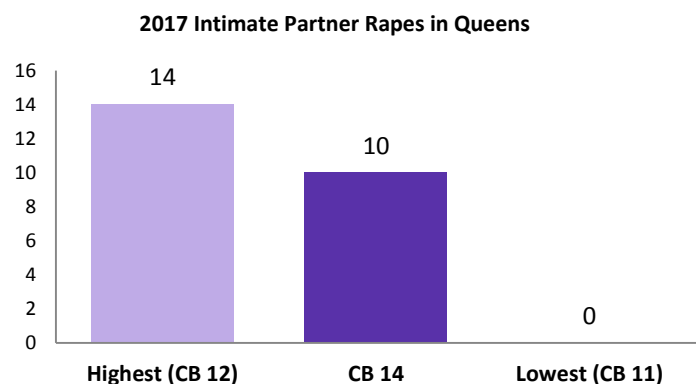
*This percentage excludes reports with missing relationship field.



- 2** In 2017, there were **143 intimate partner felony assaults**, comprising **62%** of the neighborhood's domestic violence felony assaults.



- 3** In 2017, there were **10 intimate partner rapes**, comprising **67%** of the neighborhood's domestic violence rapes.



Staten Island:

Domestic violence snapshot

- 1** In 2017, there were **6,461 intimate partner domestic incident reports (DIRs)** in Staten Island. These comprised **58%*** of the borough's domestic incident reports.

*This percentage excludes reports with missing relationship field.

- 2** In 2017, there were **189 intimate partner felony assaults** in Staten Island. These comprised **63%** of the borough's domestic violence felony assaults.

- 3** In 2017, there were **6 intimate partner rapes** in Staten Island. These comprised **29%** of the borough's domestic violence rapes.

4 **HELP IS AVAILABLE**

In the case of an emergency, call 911.

For information and non-emergency services, call 311 or the NYC Domestic Violence Hotline 1-800-621-HOPE (4673). For walk-in services, visit one of the NYC Family Justice Centers.

NYC Family Justice Center, Staten Island

Address: 126 Stuyvesant Place, Staten Island, NY 10301

Across the street from the Staten Island Ferry and Staten Island Railway.

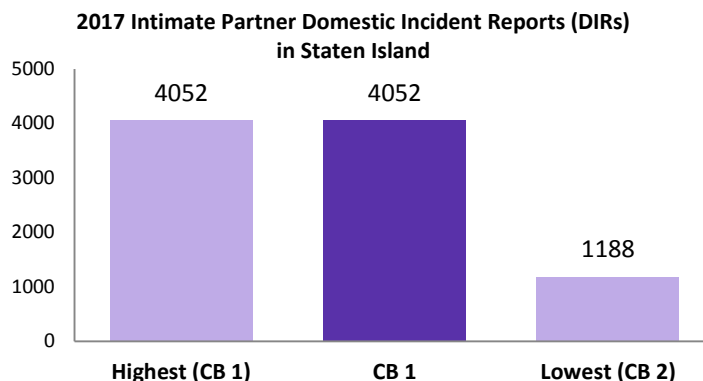
Bus: S40, S42, S44, S46, S48, S51, S52, S61, S62, S66, S74, S76 and S78.

Limited Bus: S81, S84, S86, S90, S91, S94, S96 and S98

Services are free and confidential. All are welcome regardless of gender identity or expression, sexual orientation, language, or immigration status.

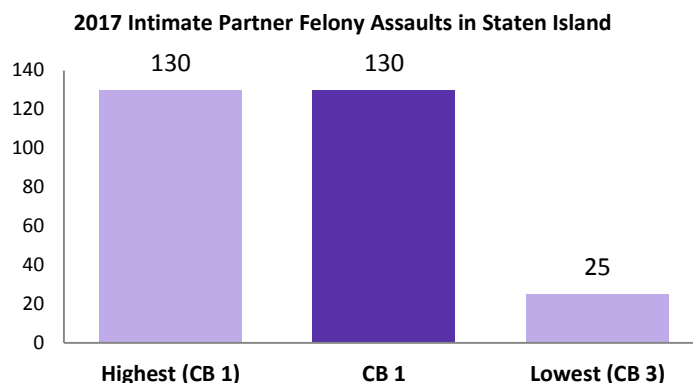
COMMUNITY BOARD 1: St. George and Stapleton

- 1** In 2017, there were **4,052 intimate partner domestic incident reports** in Staten Island Community Board 1, comprising **57%*** of the neighborhood's domestic incident reports.

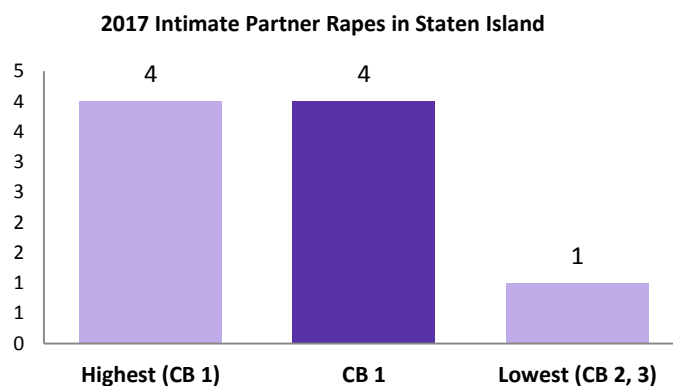


*This percentage excludes reports with missing relationship field.

- 2** In 2017, there were **130 intimate partner felony assaults**, comprising **63%** of the neighborhood's domestic violence felony assaults.

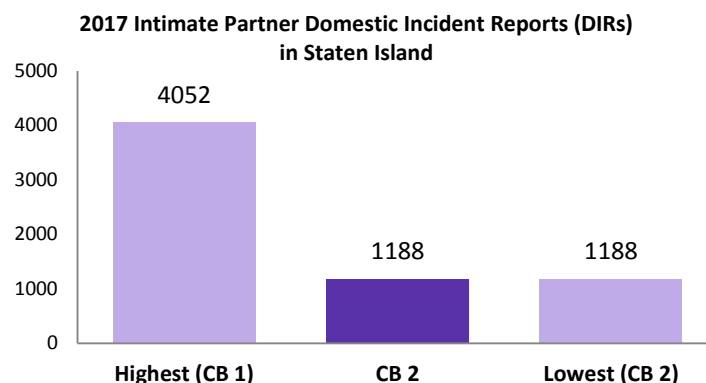


- 3** In 2017, there were **4 intimate partner rapes**, comprising **24%** of the neighborhood's domestic violence rapes.



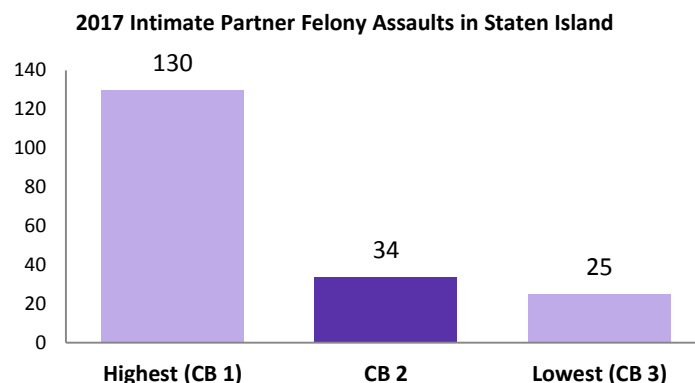
COMMUNITY BOARD 2: South Beach and Willowbrook

- 1 In 2017, there were **1,188 intimate partner domestic incident reports** in Staten Island Community Board 2, comprising **57%*** of the neighborhood's domestic incident reports.

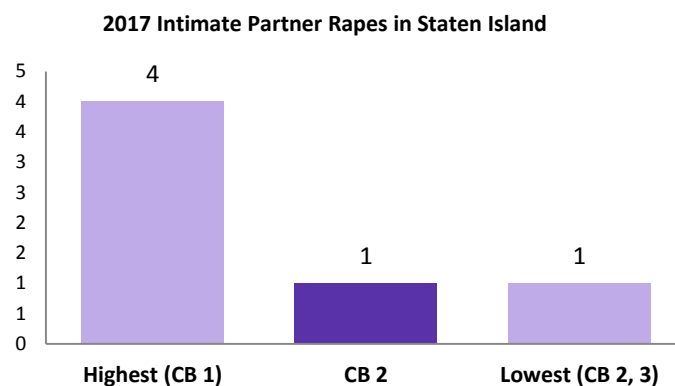


*This percentage excludes reports with missing relationship field.

- 2 In 2017, there were **34 intimate partner felony assaults**, comprising **63%** of the neighborhood's domestic violence felony assaults.

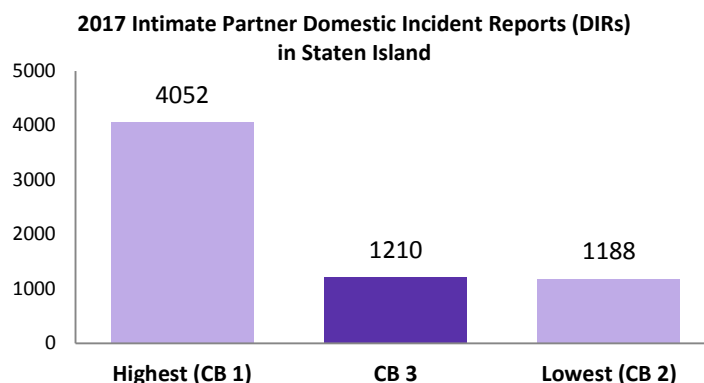


- 3 In 2017, there was **1 intimate partner rape**, comprising **50%** of the neighborhood's domestic violence rapes.



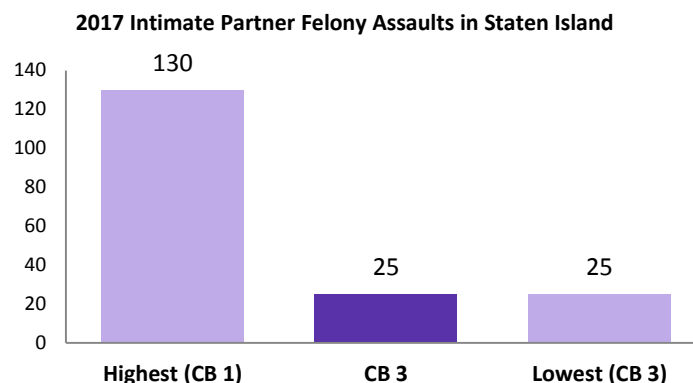
COMMUNITY BOARD 3: Tottenville and Great Kills

- 1** In 2017, there were **1,210 intimate partner domestic incident reports** in Staten Island Community Board 3, comprising **63%*** of the neighborhood's domestic incident reports.

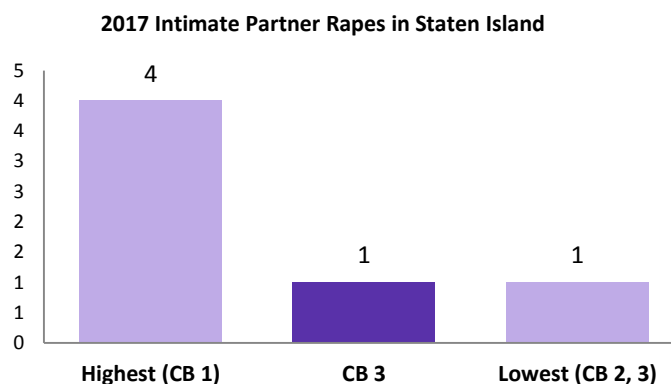


*This percentage excludes reports with missing relationship field.

- 2** In 2017, there were **25 intimate partner felony assaults**, comprising **66%** of the neighborhood's domestic violence felony assaults.



- 3** In 2017, there was **1 intimate partner rape**, comprising **50%** of the neighborhood's domestic violence rapes.



Appendix:

2017 Intimate Partner Domestic Incident Reports, Domestic Violence Felony Assault Offenses, and Domestic Violence Rape Offenses by Community Board District					
Community Board District	Intimate Partner Domestic Incident Reports	Intimate Partner Felony Assault Offenses	Total Domestic Violence-related Felony Assault Offenses	Intimate Partner Rape Offenses	Total Domestic Violence-related Rape Offenses
Bronx					
1	2,973	190	299	10	17
2	1,520	66	106	5	9
3	2,892	125	190	7	10
4	3,095	119	206	4	10
5	2,884	171	244	9	14
6	2,058	121	179	8	14
7	2,547	132	192	9	15
8	915	46	64	2	2
9	3,360	178	289	8	13
10	1,523	55	85	2	3
11	1,648	67	111	5	6
12	2,832	215	309	11	15
Parks, airports, etc.	22	2	2	0	0
Total	28,269	1,487	2,276	80	128
Brooklyn					
1	1,706	78	127	6	8
2	1,506	56	92	1	2
3	3,100	135	215	14	20
4	1,514	67	104	3	9
5	4,317	210	355	19	25
6	953	43	59	2	2
7	855	49	76	10	12
8	1,856	72	128	2	5
9	1,320	52	97	2	2
10	911	42	57	1	3
11	1,293	65	104	1	2
12	678	34	52	2	4
13	1,482	58	102	1	4
14	1,600	79	113	3	7
15	1,155	56	90	5	5
16	3,399	166	259	9	16
17	2,677	164	261	7	13
18	2,503	100	189	8	14
Parks, airports, etc.	43	1	1	0	0
Total	32,868	1,527	2,481	96	153
Manhattan					
1	496	5	8	1	1

2	470	12	16	2	2
3	1,837	63	118	6	8
4	1,193	56	71	6	9
5	822	37	41	2	2
6	727	28	37	3	4
7	1,333	47	66	6	8
8	889	29	43	3	3
9	1,474	57	93	3	8
10	2,897	128	197	2	5
11	3,214	157	244	9	18
12	1,994	80	146	7	7
Parks, airports, etc.	14	0	0	0	0
Total	17,360	699	1,080	50	75
Queens					
1	1,930	99	141	10	13
2	981	50	75	3	3
3	2,025	84	142	10	17
4	1,469	66	95	5	10
5	1,463	64	101	4	7
6	654	16	23	2	2
7	1,647	70	100	3	6
8	1,156	46	74	8	12
9	1,738	46	68	2	7
10	1,596	85	126	3	4
11	518	17	31	0	0
12	4,226	218	357	14	23
13	1,795	103	181	5	7
14	2,641	143	232	10	15
Parks, airports, etc.	24	1	1	0	0
Total	23,863	1,108	1,747	79	126
Staten Island					
1	4,052	130	206	4	17
2	1,188	34	54	1	2
3	1,210	25	38	1	2
Parks, airports, etc.	11	0	0	0	0
Total	6,461	189	298	6	21
CITYWIDE					
Total	108,821	5,010	7,882	311	503

Parks, airports, etc. = public parks, waterways, major governmental installations, and similar land uses which are not located within bounding community districts, indicated by the NYC Department of City Planning as Joint Interest Areas