

2019 FAMILY-RELATED VIOLENCE SNAPSHOTS

NEW YORK CITY COMMUNITY BOARD DISTRICTS



**Mayor's Office to
End Domestic and
Gender-Based Violence**



TABLE OF CONTENTS

	Page
Introduction	2
Bronx Community District Snapshots	3
Brooklyn Community District Snapshots	16
Manhattan Community District Snapshots	35
Queens Community District Snapshots	48
Staten Island Community District Snapshots	63
Appendix	67
Maps	70

2019 Family-Related Violence Snapshots: New York City Community Board Districts

Introduction

This is the seventh annual *Family-Related Violence Snapshots: New York City Community Board Districts*, which provides snapshots of family-related violence¹ incident and offense statistics for each community board district in the city.

These snapshots provide an overview of the occurrence of family-related violence throughout the city and the services available for victims of gender-based violence through the Mayor's Office to End Domestic and Gender-Based Violence (ENDGBV).

This report is published alongside a partner report, *Intimate Partner Violence Snapshots: New York City Community Board Districts*, which covers intimate partner violence in the city. Together, family violence and intimate partner violence offenses comprise the total domestic violence offenses in New York City.

The domestic violence incident and offense data were obtained from the New York City Police Department (NYPD). Please note, intimate partner complaint and domestic incident report data are preliminary and subject to further revision by the NYPD. The snapshots include:

- 1) **Domestic Incident Reports:** The number and percentage of domestic violence incidents in each community board that were between non-intimate partner family members. Please note, for some domestic incident reports, the relationship categorization was missing; so, these reports are excluded from the number and percentage of family-related reports. The bar graph presents a comparison with the community boards in the borough with the highest and lowest frequencies of family-related domestic incident reports.
- 2) **Felony Assault Offenses:** The number and percentage of felony assault offenses in each community board that were between non-intimate partner family members. The bar graph presents a comparison with the community boards in the borough with the highest and lowest frequencies of family-related felony assault.
- 3) **Rape Offenses:** The number and percentage of rape offenses in each community board that were between non-intimate partner family members. The bar graph presents a comparison with the community boards in the borough with the highest and lowest frequencies of family-related rape.

For additional information please contact Kristina Arakelyan, Director of Research and Evaluation, at the Office to End Domestic and Gender-Based Violence (ENDGBV) at (212) 788-2663 or KArakelyan@endgbv.nyc.gov.

¹ NYC ENDGBV analyzed NYPD data on domestic violence. Incidents were separated into intimate partner violence (IPV) and family-related based on the following suspect-victim relationship categories:

IPV— boyfriend, common law husband, common law wife, divorced, ex-boyfriend, ex-girlfriend, fiancé/fiancée, former intimate partner, formerly married, girlfriend, husband, intimate partner/dating, married, parents boyfriend/girlfriend, same sex partner, wife

Family-related — aunt, brother, child of victim, daughter, father, grandchild, grandfather, grandmother, guardian, in-law, mother, nephew, niece, other relative, parent of victim, relative, sister, son, step-father/mother, uncle

Bronx:

Family-related violence snapshot

1 In 2019, there were **16,675 family-related domestic incident reports (DIRs)** in the Bronx. These comprised **35%*** of the borough's domestic incident reports.

*This percentage excludes reports with missing relationship field.

2 In 2019, there were **699 family-related felony assaults** in the Bronx. These comprised **31%** of the borough's domestic violence felony assaults.

3 In 2019, there were **59 family-related rapes** in the Bronx. These comprised **37%** of the borough's domestic violence rapes.

4 **HELP IS AVAILABLE**

In the case of an emergency, call 911.




For information and non-emergency services, call 311 or the NYC Domestic Violence Hotline at 1-800-621-HOPE (4673).

Find resources and support in NYC at nyc.gov/nychope.

For walk-in services, visit one of the NYC Family Justice Centers.

NYC Family Justice Center, Bronx

Address: 198 East 161st Street, Bronx, NY 10451 Phone: (718)508-1222

Subway: Take the  or   to 161st St. Yankee Stadium. Exit near the intersection of E. 161st St. and River Ave. Walk east on 161st St. towards Grand Concourse. The Center is at the corner of E. 161st St. and Sheridan Ave.

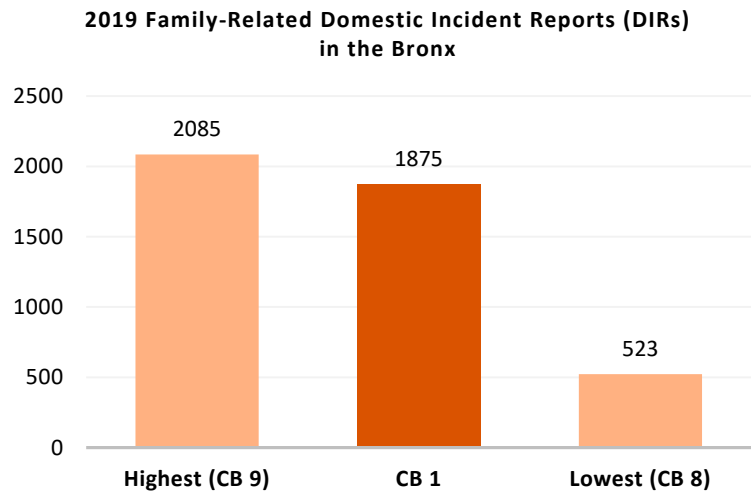
Bus: The BX1, BX2, BX6, and BX 13 all stop near the Center.

Services are free and confidential. All are welcome regardless of gender identity or expression, sexual orientation, language, or immigration status.

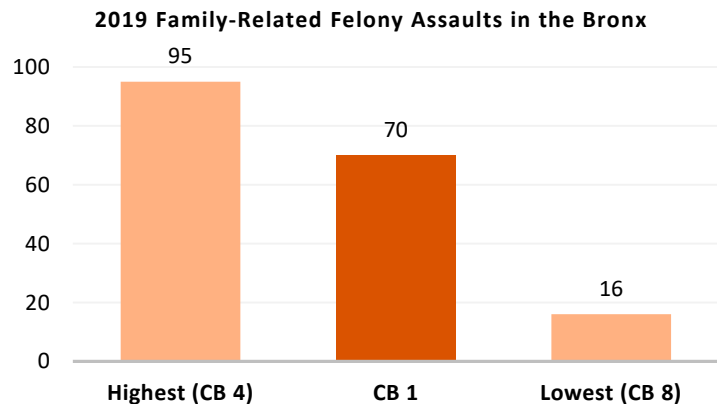
COMMUNITY BOARD 1: Mott Haven and Melrose

- 1** In 2019, there were **1,875 family-related domestic incident reports** in Bronx Community Board 1, comprising **37%*** of the neighborhood's domestic incident reports.

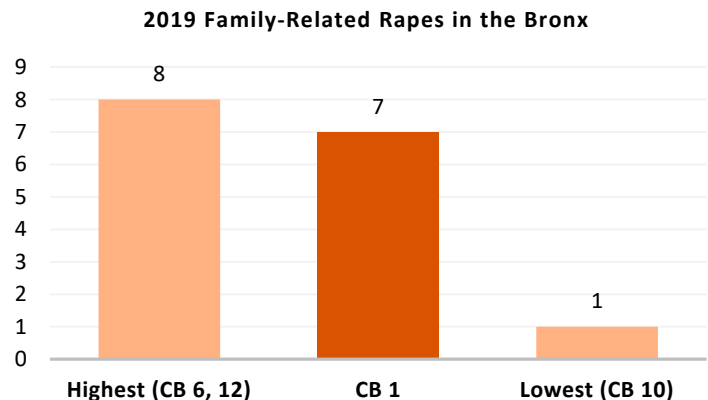
*This percentage excludes reports with missing relationship field.



- 2** In 2019, there were **70 family-related felony assaults**, comprising **30%** of the neighborhood's domestic violence felony assaults.



- 3** In 2019, there were **7 family-related rapes**, comprising **58%** of the neighborhood's domestic violence rapes.

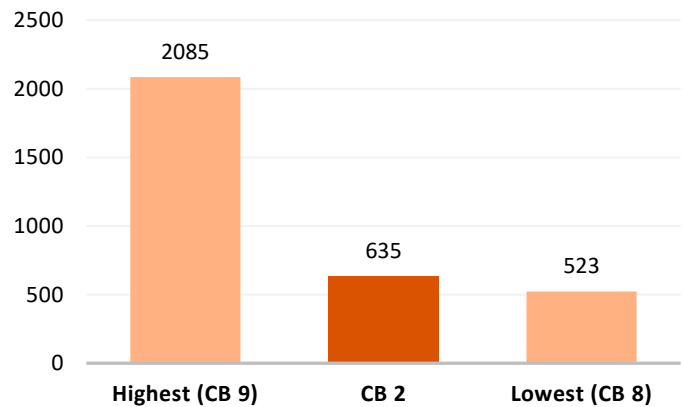


COMMUNITY BOARD 2: Hunts Point and Longwood

- 1** In 2019, there were **635 family-related domestic incident reports** in Bronx Community Board 2, comprising **33%*** of the neighborhood's domestic incident reports.

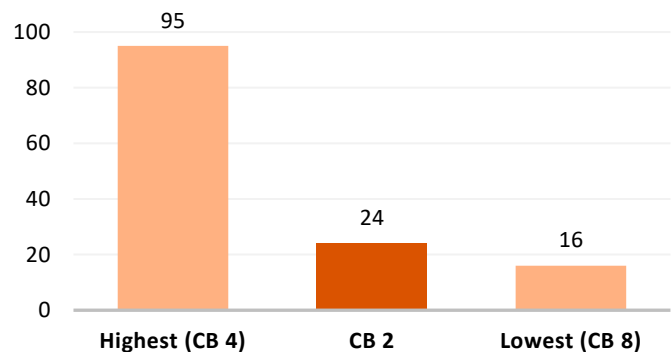
*This percentage excludes reports with missing relationship field.

2019 Family-Related Domestic Incident Reports (DIRs) in the Bronx



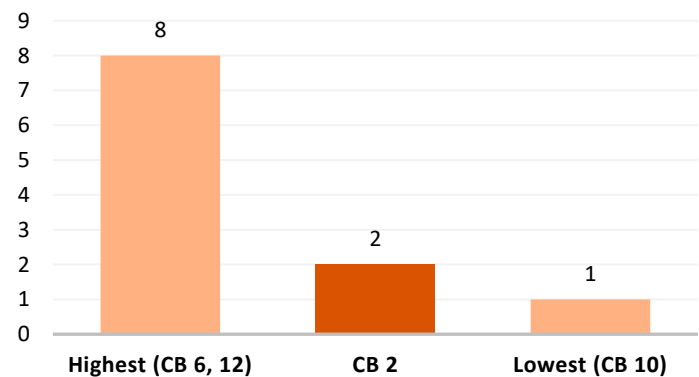
- 2** In 2019, there were **24 family-related felony assaults**, comprising **26%** of the neighborhood's domestic violence felony assaults.

2019 Family-Related Felony Assaults in the Bronx



- 3** In 2019, there were **2 family-related rapes**, comprising **18%** of the neighborhood's domestic violence rapes.

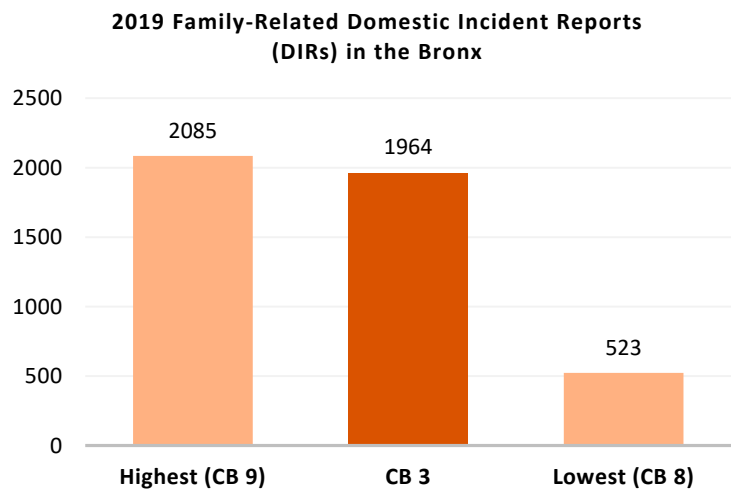
2019 Family-Related Rapes in the Bronx



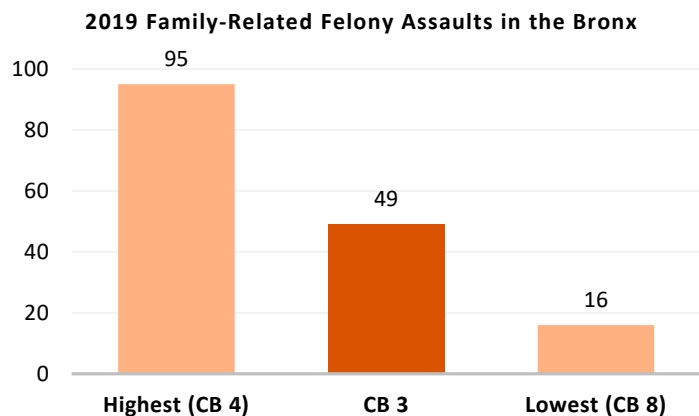
COMMUNITY BOARD 3: Morrisania and Crotona

- 1** In 2019, there were **1,964 family-related domestic incident reports** in Bronx Community Board 3, comprising **40%*** of the neighborhood's domestic incident reports.

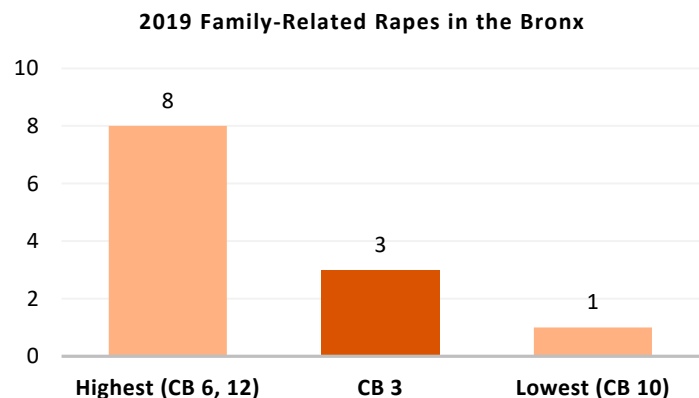
*This percentage excludes reports with missing relationship field.



- 2** In 2019, there were **49 family-related felony assaults**, comprising **25%** of the neighborhood's domestic violence felony assaults.



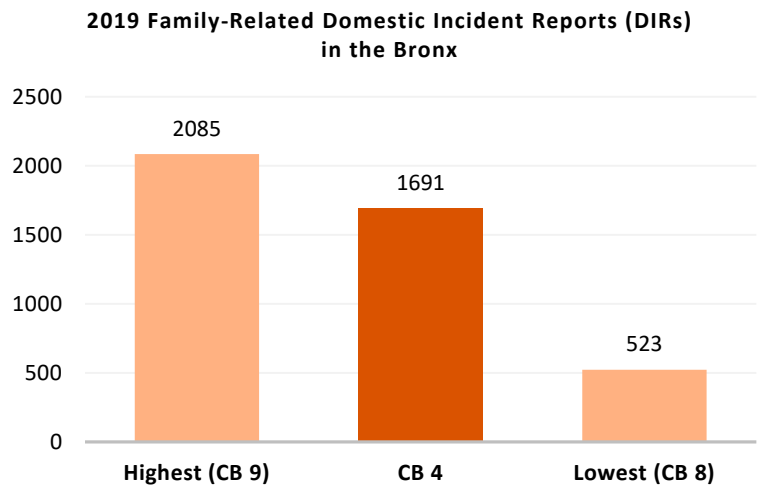
- 3** In 2019, there were **3 family-related rapes**, comprising **43%** of the neighborhood's domestic violence rapes.



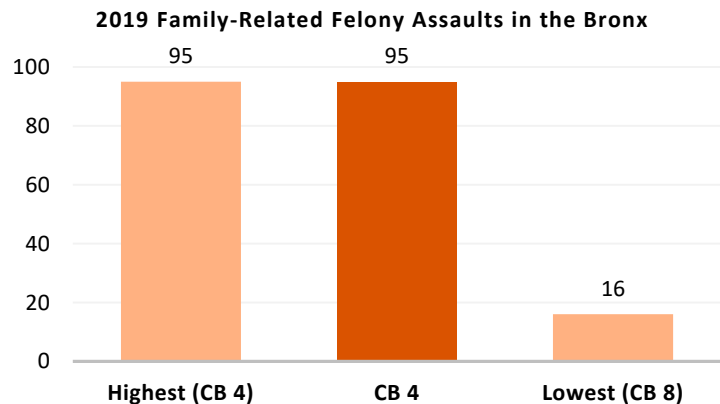
COMMUNITY BOARD 4: Highbridge and Concourse

- 1** In 2019, there were **1,691 family-related domestic incident reports** in Bronx Community Board 4, comprising **37%*** of the neighborhood's domestic incident reports.

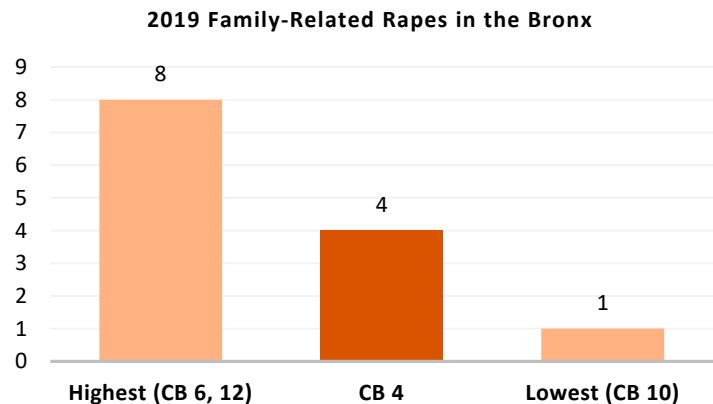
*This percentage excludes reports with missing relationship field.



- 2** In 2019, there were **95 family-related felony assaults**, comprising **32%** of the neighborhood's domestic violence felony assaults.



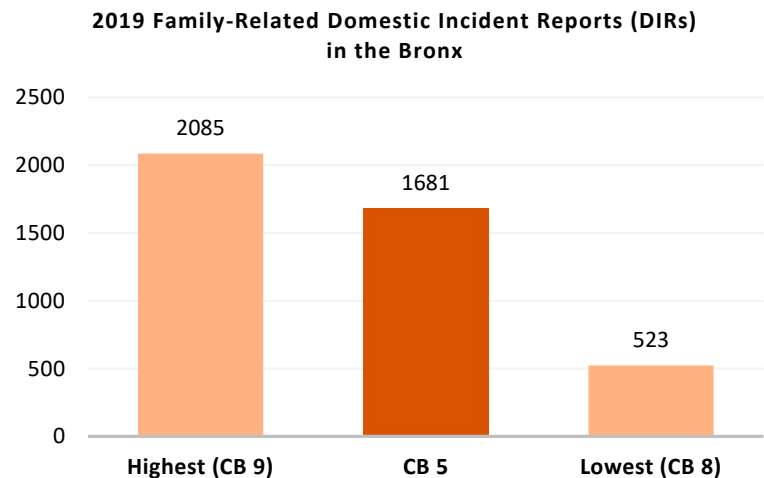
- 3** In 2019, there were **4 family-related rapes**, comprising **31%** of the neighborhood's domestic violence rapes.



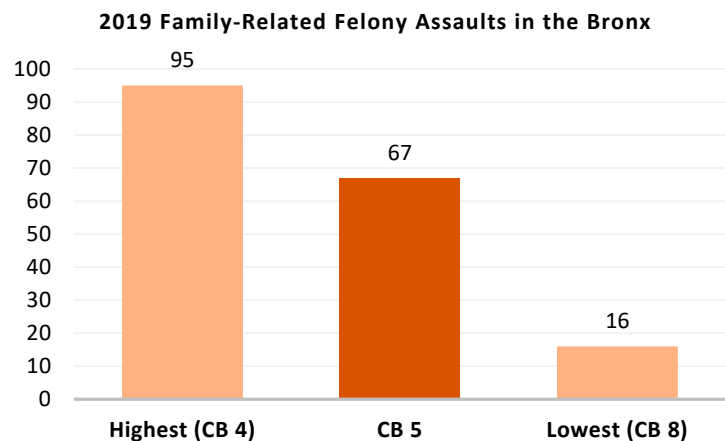
COMMUNITY BOARD 5: Fordham and University Heights

- 1 In 2019, there were **1,681 family-related domestic incident reports** in Bronx Community Board 5, comprising **29%*** of the neighborhood's domestic incident reports.

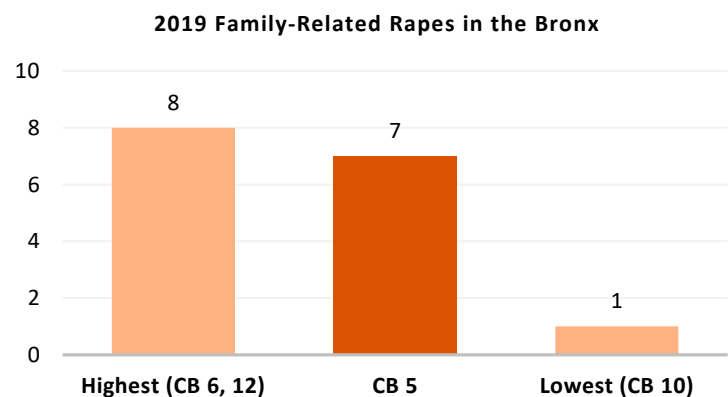
*This percentage excludes reports with missing relationship field.



- 2 In 2019, there were **67 family-related felony assaults**, comprising **31%** of the neighborhood's domestic violence felony assaults.



- 3 In 2019, there were **7 family-related rapes**, comprising **37%** of the neighborhood's domestic violence rapes.

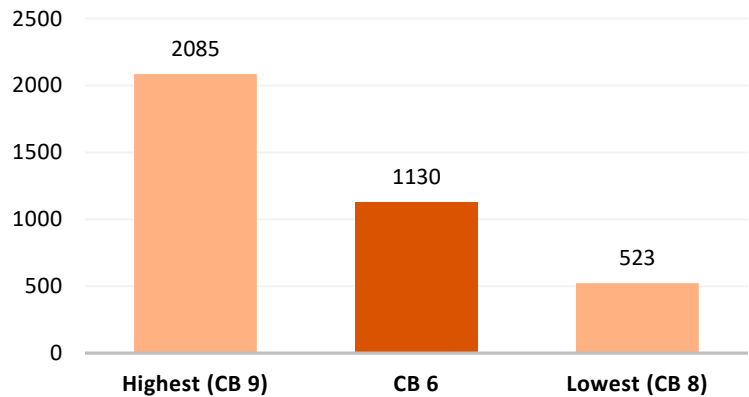


COMMUNITY BOARD 6: Belmont and East Tremont

- 1 In 2019, there were **1,130 family-related domestic incident reports** in Bronx Community Board 6, comprising **34%*** of the neighborhood's domestic incident reports.

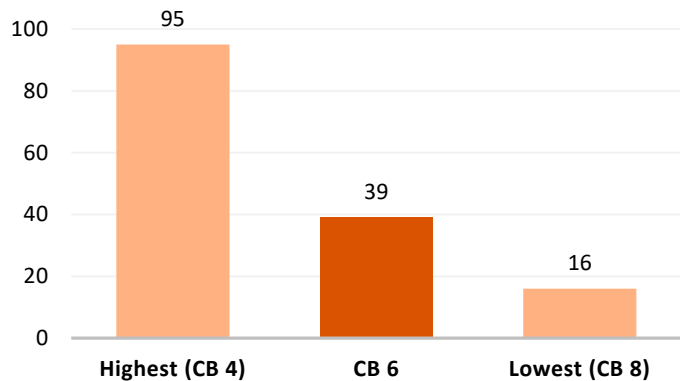
*This percentage excludes reports with missing relationship field.

2019 Family-Related Domestic Incident Reports (DIRs) in the Bronx



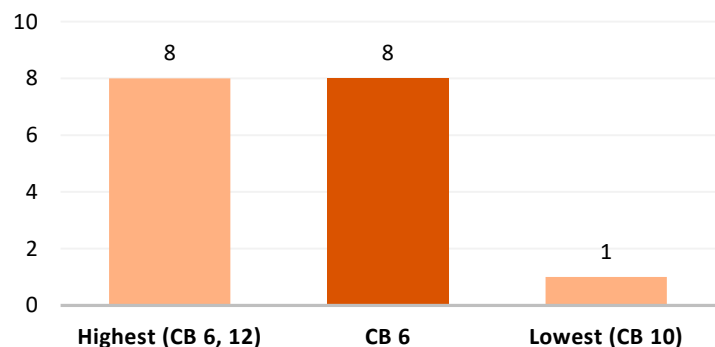
- 2 In 2019, there were **39 family-related felony assaults**, comprising **30%** of the neighborhood's domestic violence felony assaults.

2019 Family-Related Felony Assaults in the Bronx



- 3 In 2019, there were **8 family-related rapes**, comprising **42%** of the neighborhood's domestic violence rapes.

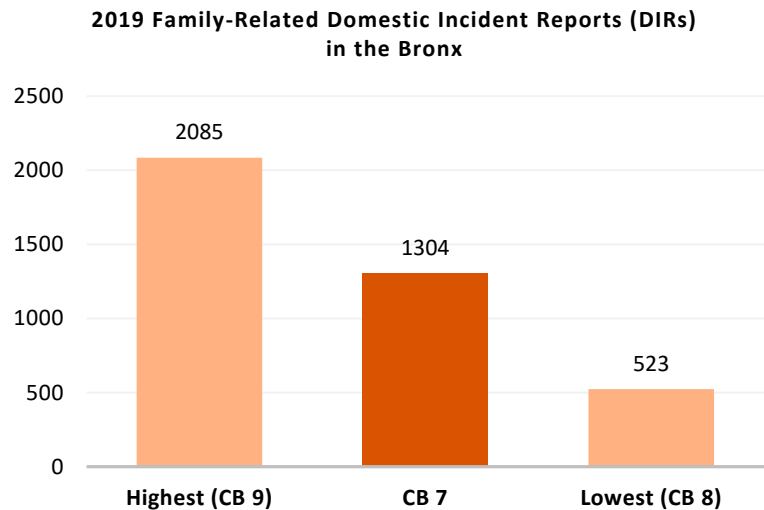
2019 Family-Related Rapes in the Bronx



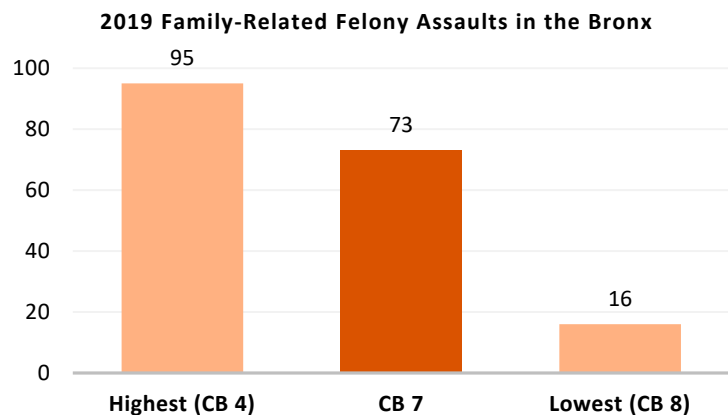
COMMUNITY BOARD 7: Kingsbridge Heights and Bedford

- 1** In 2019, there were **1,304 family-related domestic incident reports** in Bronx Community Board 7, comprising **33%*** of the neighborhood's domestic incident reports.

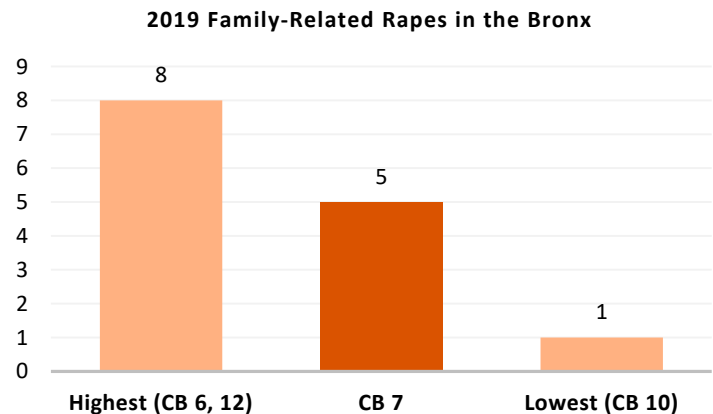
*This percentage excludes reports with missing relationship field.



- 2** In 2019, there were **73 family-related felony assaults**, comprising **34%** of the neighborhood's domestic violence felony assaults.



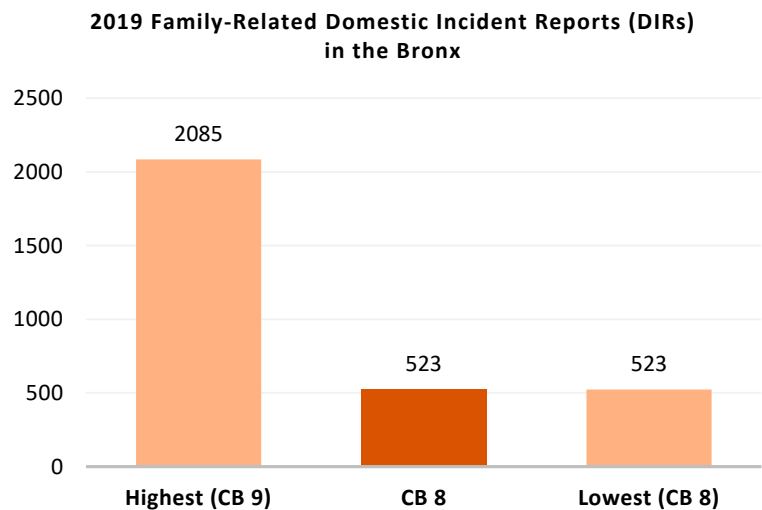
- 3** In 2019, there were **5 family-related rapes**, comprising **26%** of the neighborhood's domestic violence rapes.



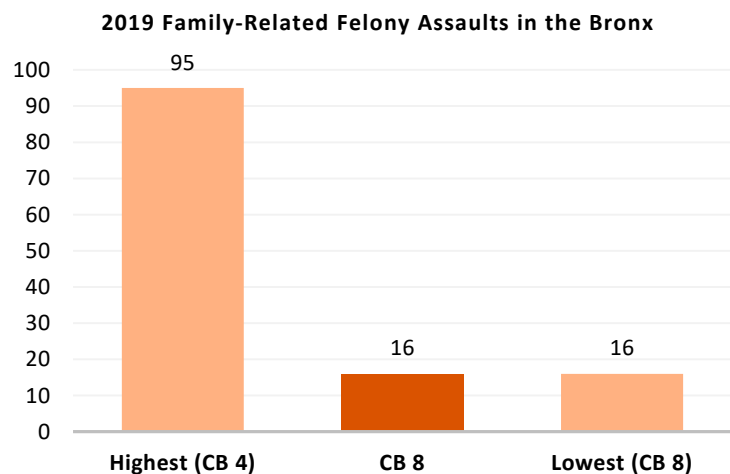
COMMUNITY BOARD 8: Riverdale and Fieldston

- 1 In 2019, there were **523 family-related domestic incident reports** in Bronx Community Board 8, comprising **35%*** of the neighborhood's domestic incident reports.

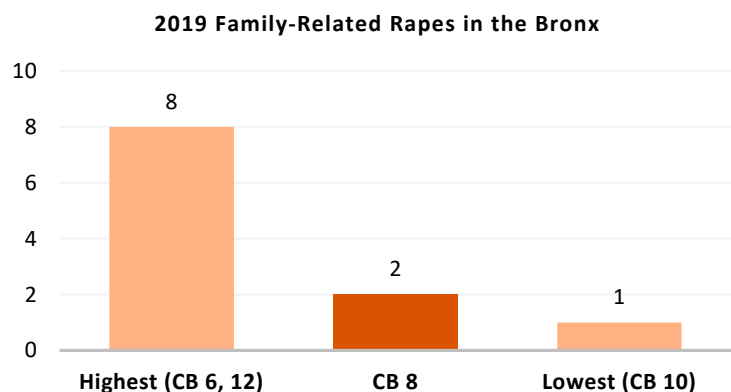
*This percentage excludes reports with missing relationship field.



- 2 In 2019, there were **16 family-related felony assaults**, comprising **32%** of the neighborhood's domestic violence felony assaults.



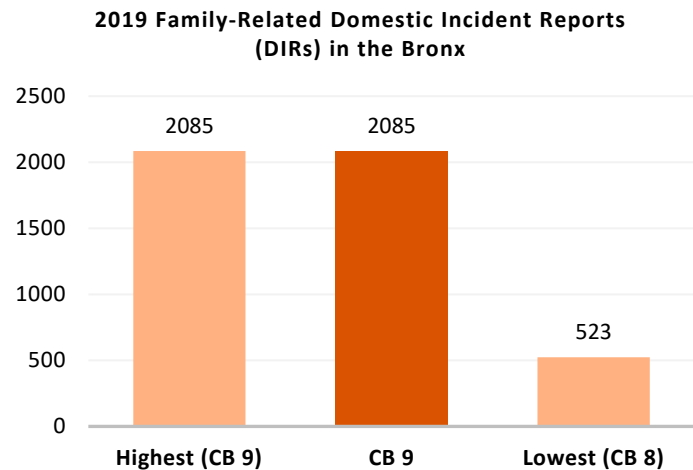
- 3 In 2019, there were **2 family-related rapes**, comprising **29%** of the neighborhood's domestic violence rapes.



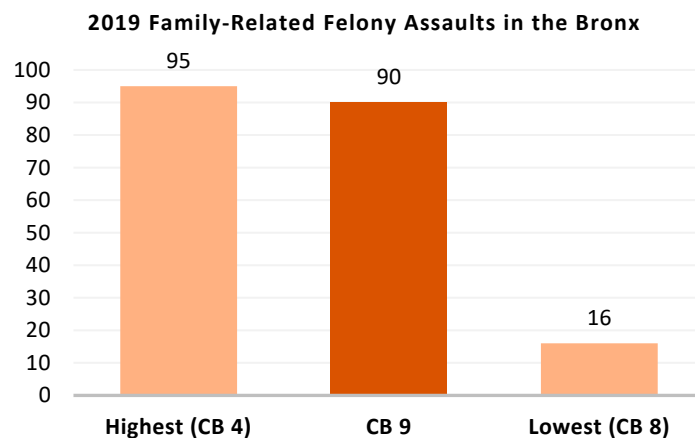
COMMUNITY BOARD 9: Parkchester and Soundview

- 1** In 2019, there were **2,085 family-related domestic incident reports** in Bronx Community Board 9, comprising **38%*** of the neighborhood's domestic incident reports.

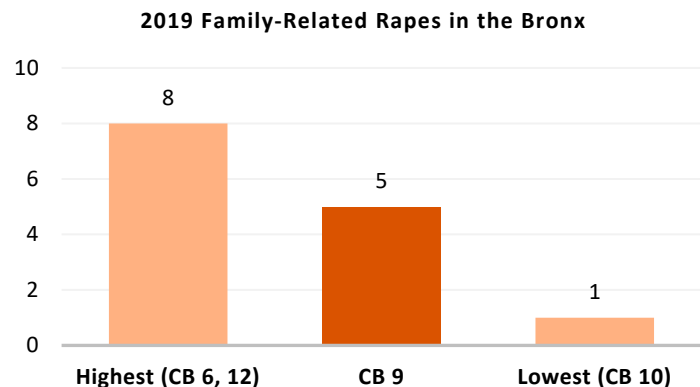
*This percentage excludes reports with missing relationship field.



- 2** In 2019, there were **90 family-related felony assaults**, comprising **32%** of the neighborhood's domestic violence felony assaults.



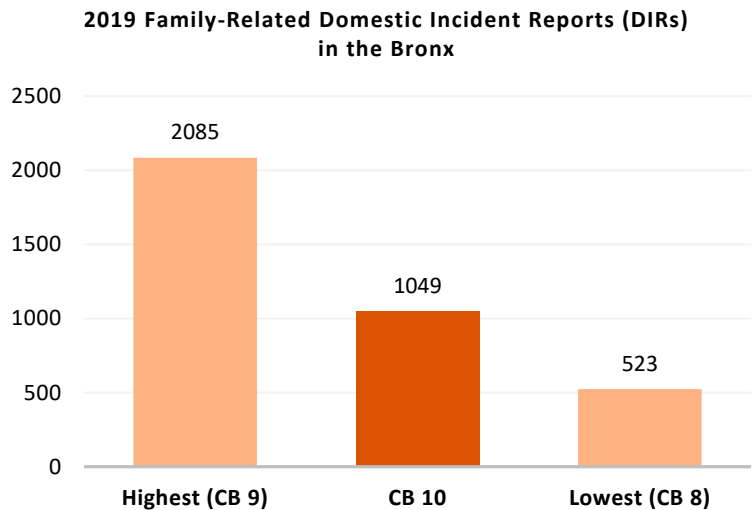
- 3** In 2019, there were **5 family-related rapes**, comprising **31%** of the neighborhood's domestic violence rapes.



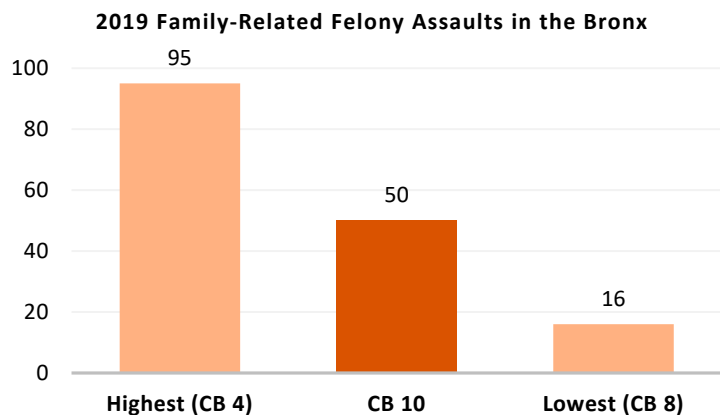
COMMUNITY BOARD 10: Throgs Neck and Co-op City

- 1** In 2019, there were **1,049 family-related domestic incident reports** in Bronx Community Board 10, comprising **38%*** of the neighborhood's domestic incident reports.

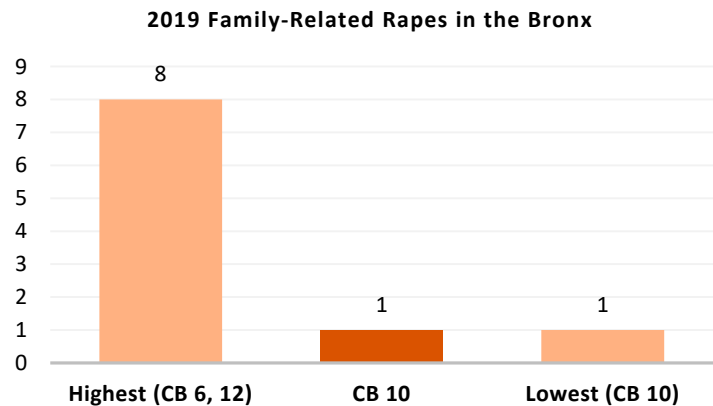
*This percentage excludes reports with missing relationship field.



- 2** In 2019, there were **50 family-related felony assaults**, comprising **42%** of the neighborhood's domestic violence felony assaults.



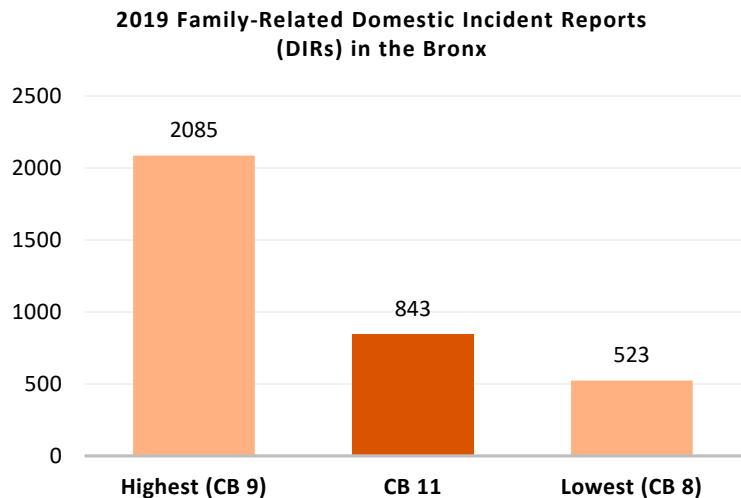
- 3** In 2019, there were **1 family-related rapes**, comprising **14%** of the neighborhood's domestic violence rapes.



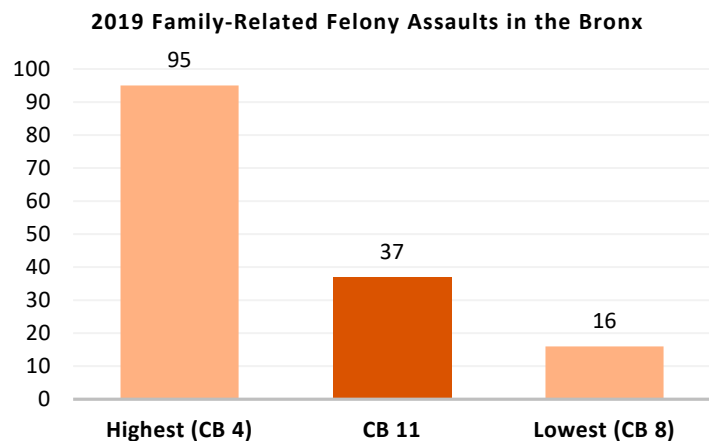
COMMUNITY BOARD 11: Morris Park and Bronxdale

- 1** In 2019, there were **843** **family-related domestic incident reports** in Bronx Community Board 11, comprising **32%*** of the neighborhood's domestic incident reports.

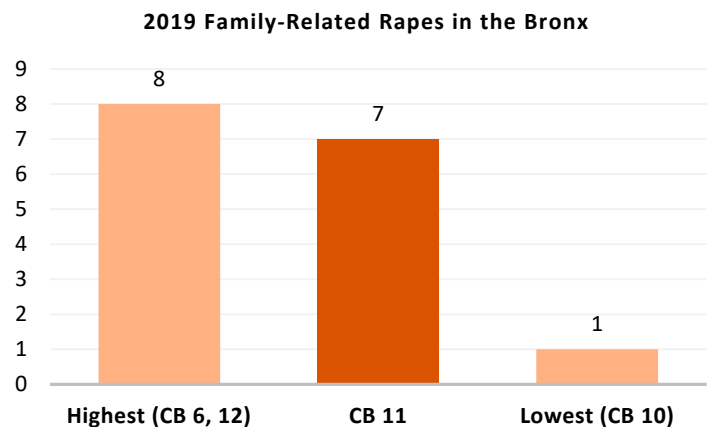
*This percentage excludes reports with missing relationship field.



- 2** In 2019, there were **37** **family-related felony assaults**, comprising **33%** of the neighborhood's domestic violence felony assaults.



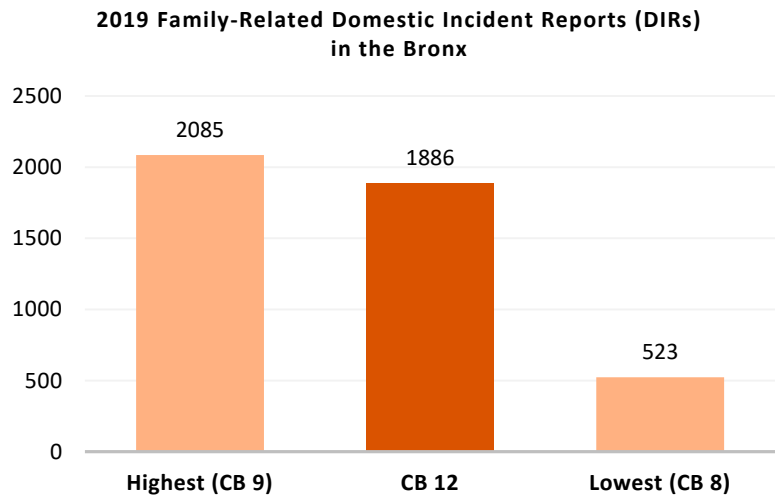
- 3** In 2019, there were **7** **family-related rapes**, comprising **50%** of the neighborhood's domestic violence rapes.



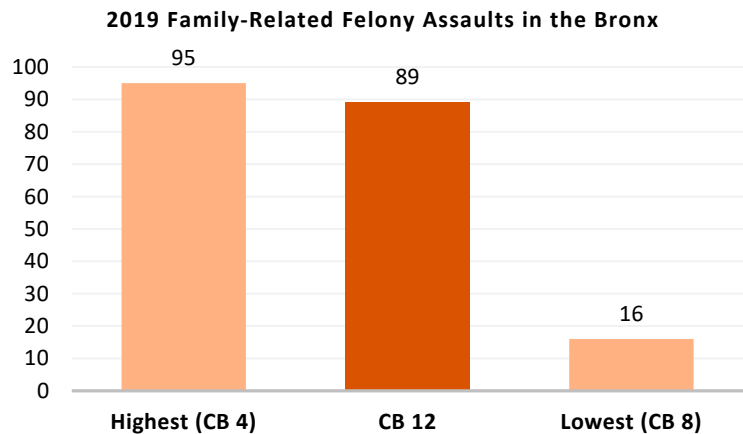
COMMUNITY BOARD 12: Williamsbridge and Baychester

- 1** In 2019, there were **1,886 family-related domestic incident reports** in Bronx Community Board 12, comprising **35%*** of the neighborhood's domestic incident reports.

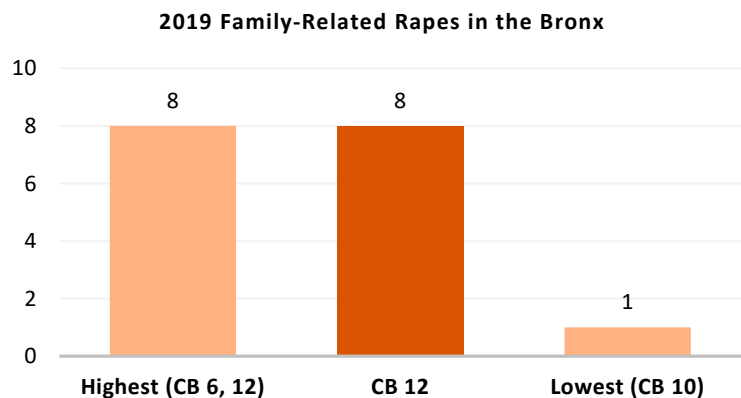
*This percentage excludes reports with missing relationship field.



- 2** In 2019, there were **89 family-related felony assaults**, comprising **29%** of the neighborhood's domestic violence felony assaults.



- 3** In 2019, there were **8 family-related rapes**, comprising **47%** of the neighborhood's domestic violence rapes.



Brooklyn:

Family-related violence snapshot

- 1 In 2019, there **19,524 family-related domestic incident reports (DIRs)** in Brooklyn. These comprised **38%*** of the borough's domestic incident reports.

*This percentage excludes reports with missing relationship field.

- 2 In 2019, there were **733 family-related felony assaults** in Brooklyn. These comprised **34%** of the borough's domestic violence felony assaults.

- 3 In 2019, there were **72 family-related rapes** in Brooklyn. These comprised **36%** of the borough's domestic violence rapes.

4 **HELP IS AVAILABLE**

In the case of an emergency, call 911.



For information and non-emergency services, call 311 or the NYC Domestic Violence Hotline at 1-800-621-HOPE (4673).

Find resources and support in NYC at nyc.gov/nychope.

For walk-in services, visit one of the NYC Family Justice Centers.

NYC Family Justice Center, Brooklyn

Address: 350 Jay Street, Brooklyn, NY 11021 **Phone:** (718)250-5111

Subway: Take  train to Jay Street or the  train to Borough Hall.

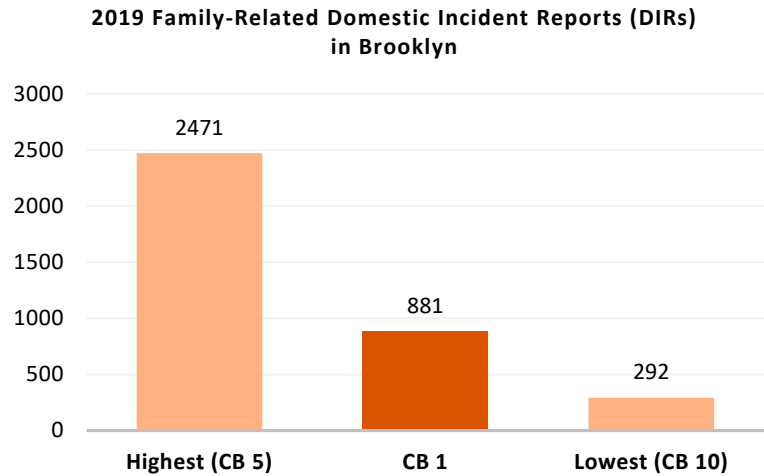
Bus: The B25, B26, B38, B51, B54, B57, B61 B65, B67 and B75 all stop near the Center.

Services are free and confidential. All are welcome regardless of gender identity or expression, sexual orientation, language, or immigration status.

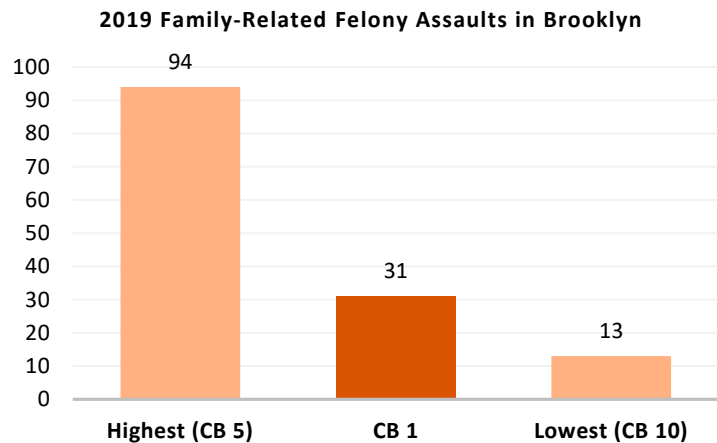
COMMUNITY BOARD 1: Greenpoint and Williamsburg

- 1** In 2019, there were **881 family-related domestic incident reports** in Brooklyn Community Board 1, comprising **34%*** of the neighborhood's domestic incident reports.

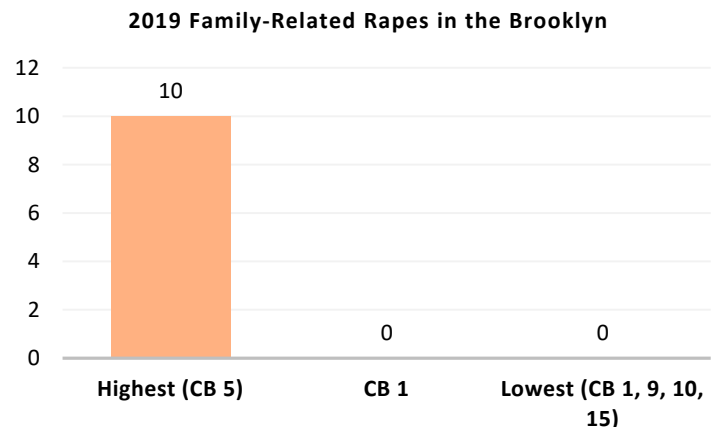
*This percentage excludes reports with missing relationship field.



- 2** In 2019, there were **31 family-related felony assaults**, comprising **31%** of the neighborhood's domestic violence felony assaults.



- 3** In 2019, there were **0 family-related rapes**, comprising **0%** of the neighborhood's domestic violence rapes.

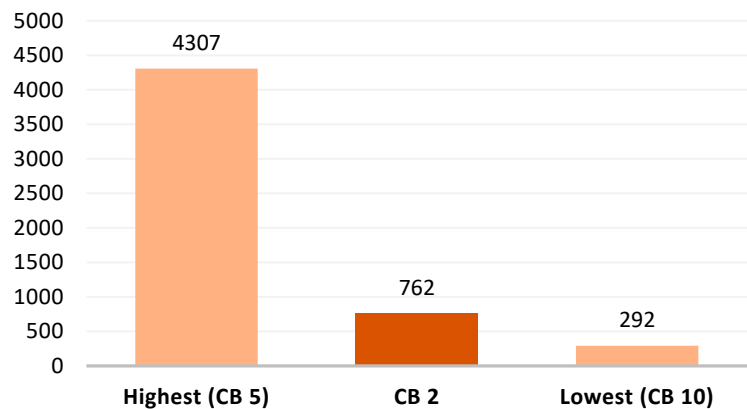


COMMUNITY BOARD 2: Fort Greene and Brooklyn Heights

- 1** In 2019, there were **762 family-related domestic incident reports** in Brooklyn Community Board 2, comprising **33%*** of the neighborhood's domestic incident reports.

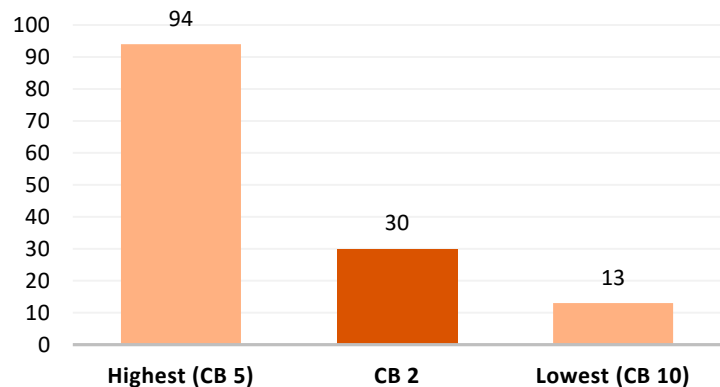
*This percentage excludes reports with missing relationship field.

2019 Family-Related Domestic Incident Reports (DIRs) in Brooklyn



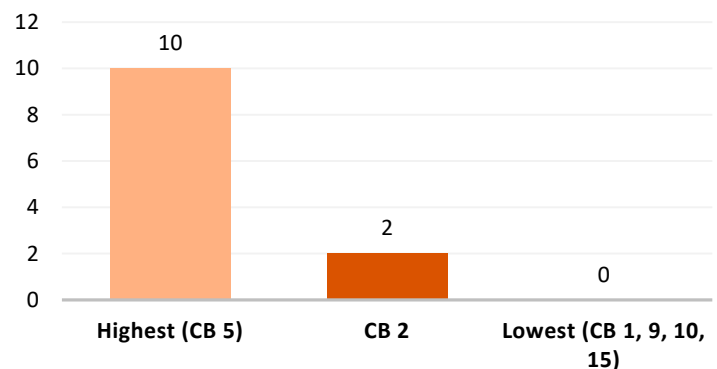
- 2** In 2019, there were **30 family-related felony assaults**, comprising **31%** of the neighborhood's domestic violence felony assaults.

2019 Family-Related Felony Assaults in Brooklyn



- 3** In 2019, there were **2 family-related rapes**, comprising **29%** of the neighborhood's domestic violence rapes.

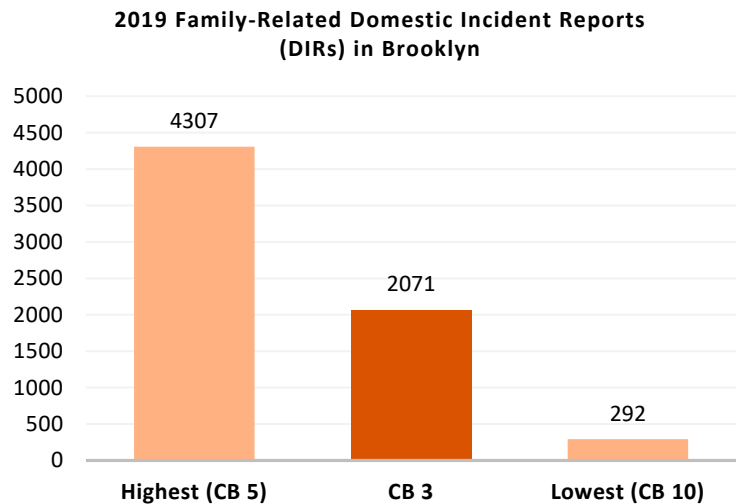
2019 Family-Related Rapes in the Brooklyn



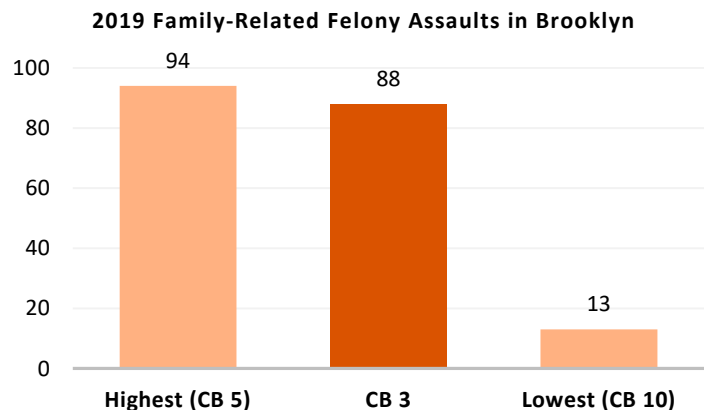
COMMUNITY BOARD 3: Bedford-Stuyvesant

- 1 In 2019, there were **2,071 family-related domestic incident reports** in Brooklyn Community Board 3, comprising **40%*** of the neighborhood's domestic incident reports.

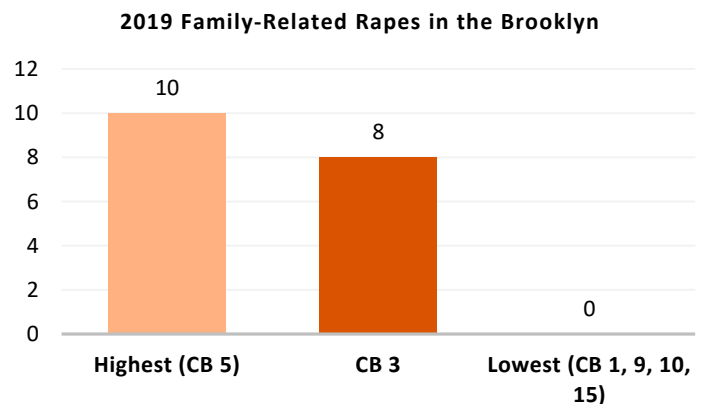
*This percentage excludes reports with missing relationship field.



- 2 In 2019, there were **88 family-related felony assaults**, comprising **37%** of the neighborhood's domestic violence felony assaults.



- 3 In 2019, there were **8 family-related rapes**, comprising **50%** of the neighborhood's domestic violence rapes.

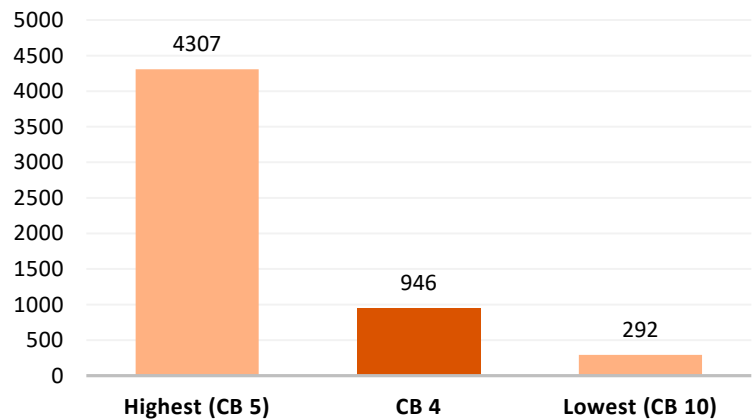


COMMUNITY BOARD 4: Bushwick

- 1 In 2019, there were **946 family-related domestic incident reports** in Brooklyn Community Board 4, comprising **37%*** of the neighborhood's domestic incident reports.

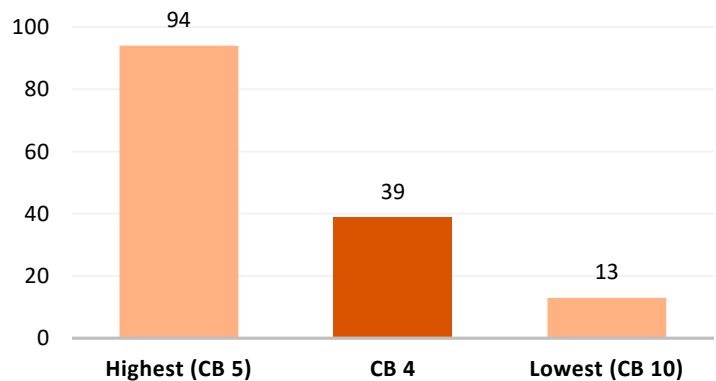
*This percentage excludes reports with missing relationship field.

2019 Family-Related Domestic Incident Reports (DIRs) in Brooklyn



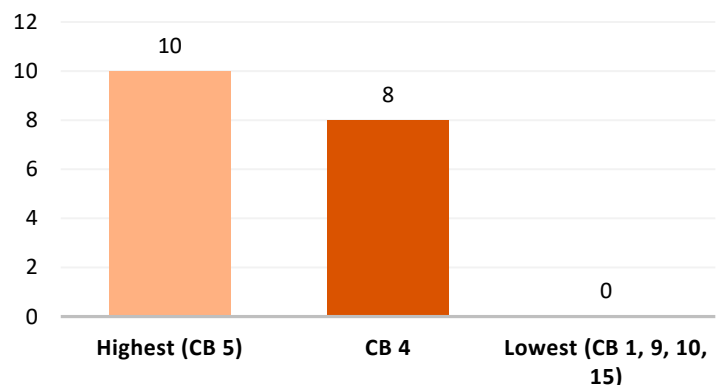
- 2 In 2019, there were **39 family-related felony assaults**, comprising **30%** of the neighborhood's domestic violence felony assaults.

2019 Family-Related Felony Assaults in Brooklyn



- 3 In 2019, there were **8 family-related rapes**, comprising **47%** of the neighborhood's domestic violence rapes.

2019 Family-Related Rapes in the Brooklyn

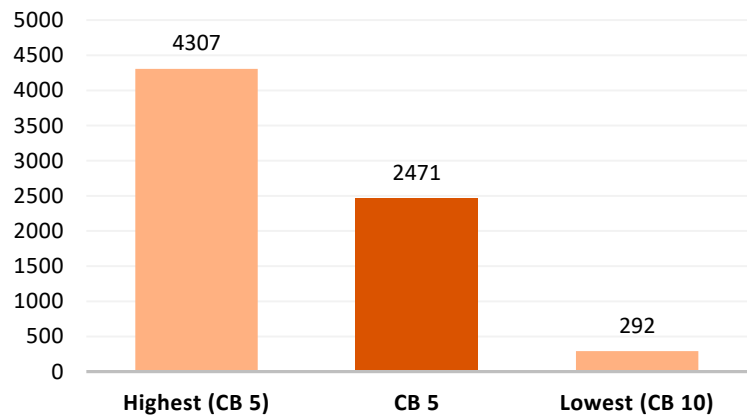


COMMUNITY BOARD 5: East New York and Starrett City

- 1** In 2019, there were **2,471** **family-related domestic incident reports** in Brooklyn Community Board 5, comprising **38%*** of the neighborhood's domestic incident reports.

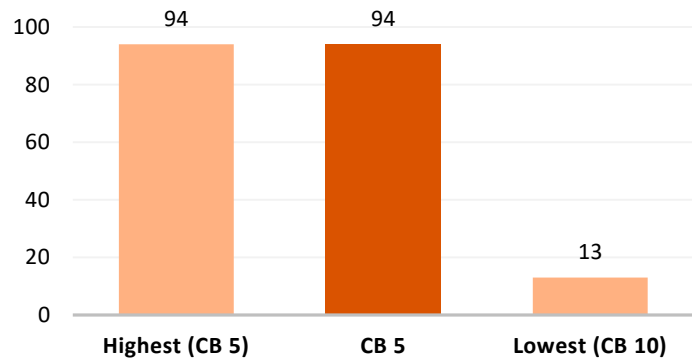
*This percentage excludes reports with missing relationship field.

2019 Family-Related Domestic Incident Reports (DIRs) in Brooklyn



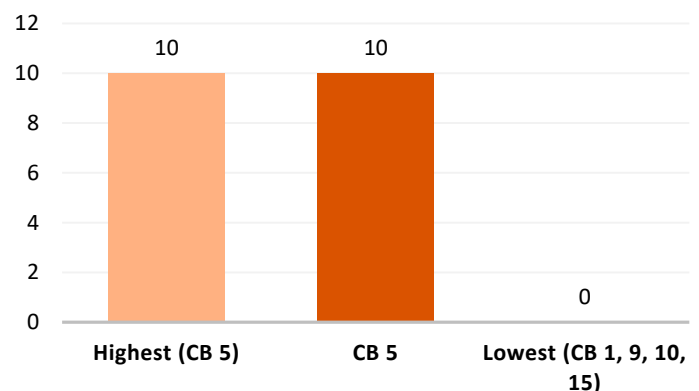
- 2** In 2019, there were **94** **family-related felony assaults**, comprising **28%** of the neighborhood's domestic violence felony assaults.

2019 Family-Related Felony Assaults in Brooklyn



- 3** In 2019, there were **10** **family-related rapes**, comprising **40%** of the neighborhood's domestic violence rapes.

2019 Family-Related Rapes in the Brooklyn

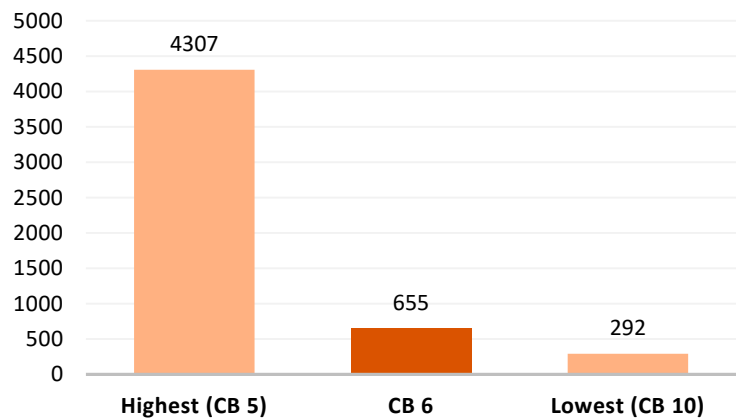


COMMUNITY BOARD 6: Park Slope and Carroll Gardens

- 1 In 2019, there were **655 family-related domestic incident reports** in Brooklyn Community Board 6, comprising **38%*** of the neighborhood's domestic incident reports.

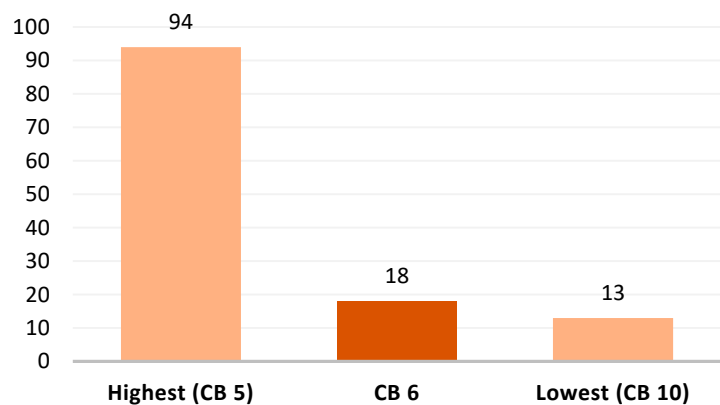
*This percentage excludes reports with missing relationship field.

2019 Family-Related Domestic Incident Reports (DIRs) in Brooklyn



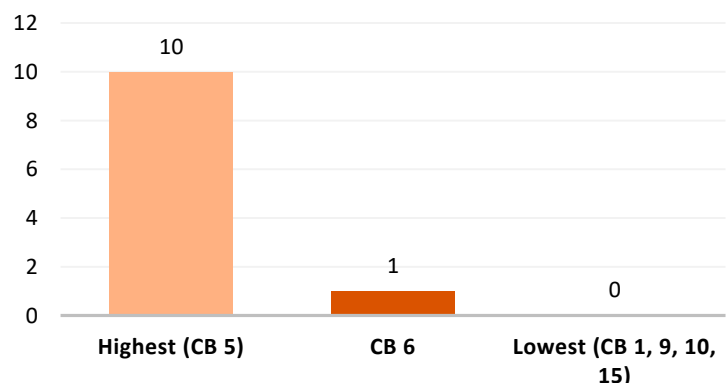
- 2 In 2019, there were **18 family-related felony assaults**, comprising **36%** of the neighborhood's domestic violence felony assaults.

2019 Family-Related Felony Assaults in Brooklyn



- 3 In 2019, there were **1 family-related rapes**, comprising **50%** of the neighborhood's domestic violence rapes.

2019 Family-Related Rapes in the Brooklyn

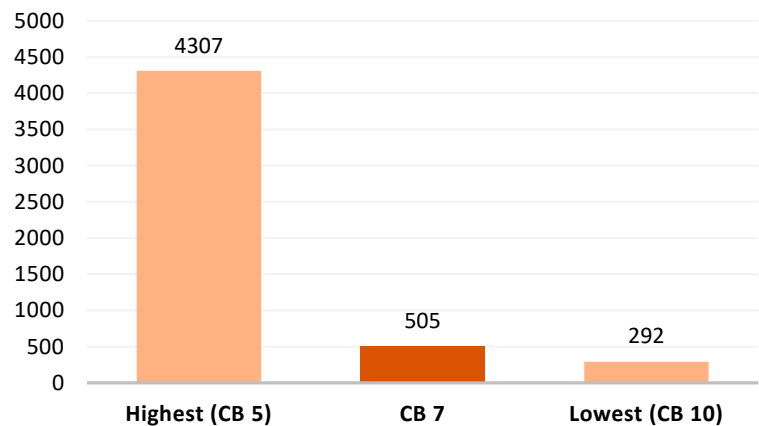


COMMUNITY BOARD 7: Sunset Park

- 1 In 2019, there were **505 family-related domestic incident reports** in Brooklyn Community Board 7, comprising **34%*** of the neighborhood's domestic incident reports.

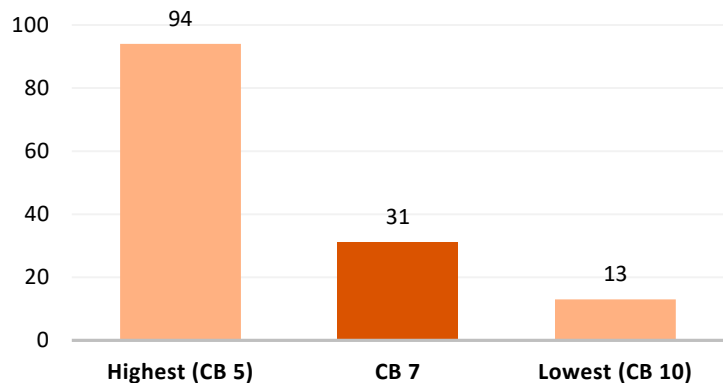
*This percentage excludes reports with missing relationship field.

2019 Family-Related Domestic Incident Reports (DIRs) in Brooklyn



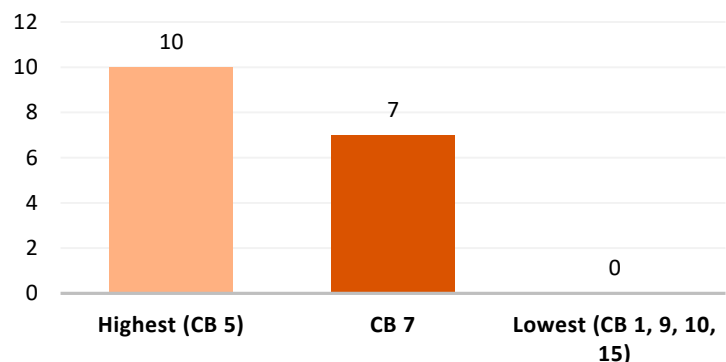
- 2 In 2019, there were **31 family-related felony assaults**, comprising **31%** of the neighborhood's domestic violence felony assaults.

2019 Family-Related Felony Assaults in Brooklyn



- 3 In 2019, there were **7 family-related rapes**, comprising **44%** of the neighborhood's domestic violence rapes.

2019 Family-Related Rapes in the Brooklyn

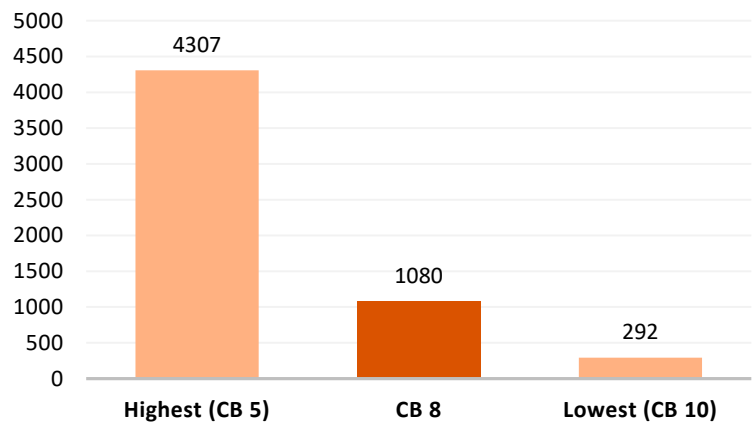


COMMUNITY BOARD 8: Crown Heights and Prospect Heights

- 1** In 2019, there were **1,080 family-related domestic incident reports** in Brooklyn Community Board 8, comprising **37%*** of the neighborhood's domestic incident reports.

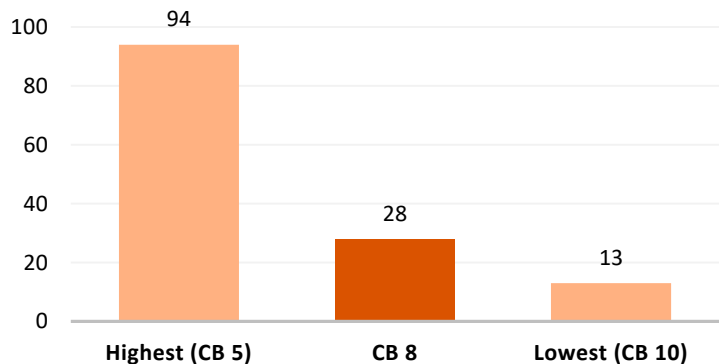
*This percentage excludes reports with missing relationship field.

2019 Family-Related Domestic Incident Reports (DIRs) in Brooklyn



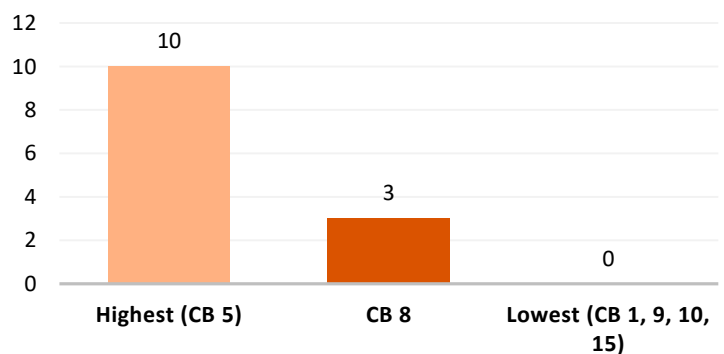
- 2** In 2019, there were **28 family-related felony assaults**, comprising **32%** of the neighborhood's domestic violence felony assaults.

2019 Family-Related Felony Assaults in Brooklyn



- 3** In 2019, there were **3 family-related rapes**, comprising **60%** of the neighborhood's domestic violence rapes.

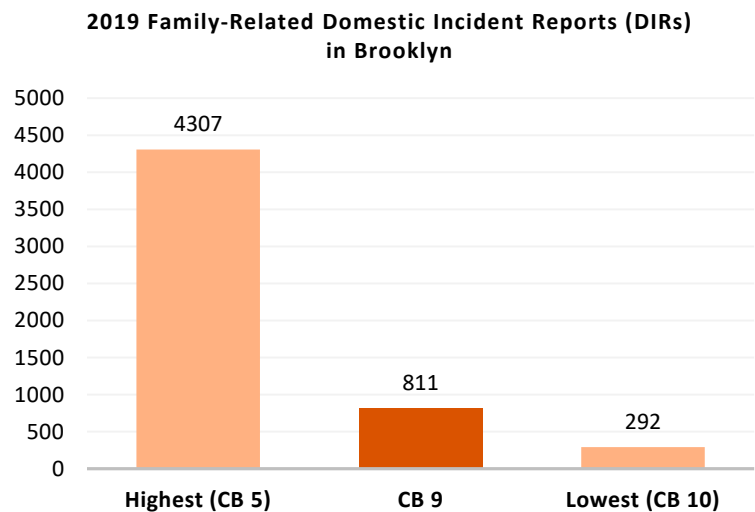
2019 Family-Related Rapes in the Brooklyn



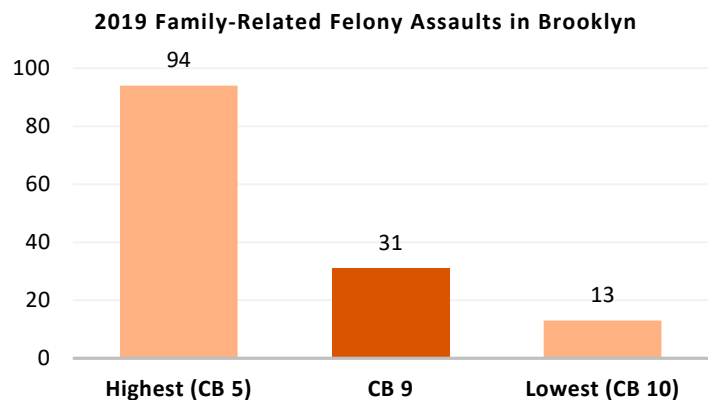
COMMUNITY BOARD 9: South Crown Heights and Lefferts Gardens

- 1 In 2019, there were **811 family-related domestic incident reports** in Brooklyn Community Board 9, comprising **38%*** of the neighborhood's domestic incident reports.

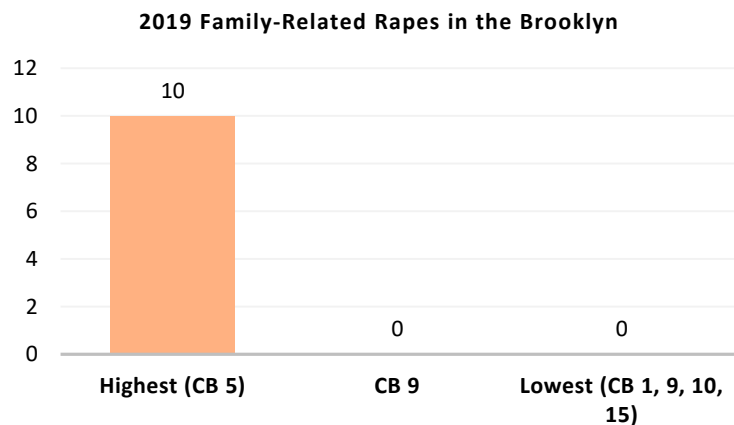
*This percentage excludes reports with missing relationship field.



- 2 In 2019, there were **31 family-related felony assaults**, comprising **32%** of the neighborhood's domestic violence felony assaults.



- 3 In 2019, there were **0 family-related rapes**, comprising **0%** of the neighborhood's domestic violence rapes.

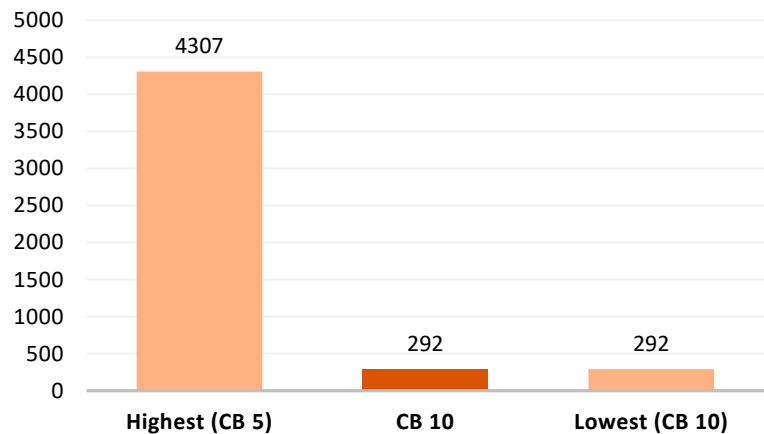


COMMUNITY BOARD 10: Bay Ridge and Dyker Heights

- 1** In 2019, there were **292 family-related domestic incident reports** in Brooklyn Community Board 10, comprising **29%*** of the neighborhood's domestic incident reports.

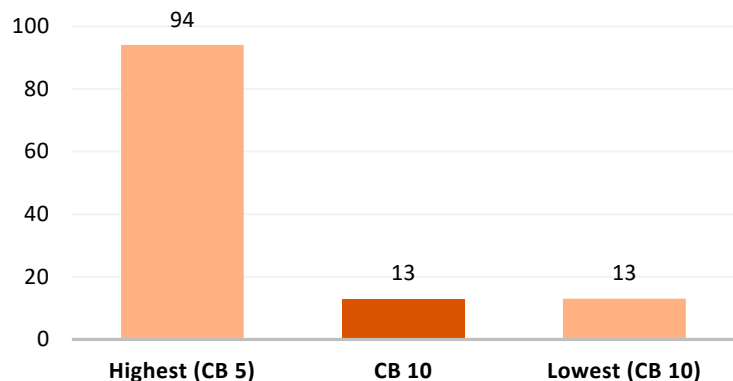
*This percentage excludes reports with missing relationship field.

2019 Family-Related Domestic Incident Reports (DIRs) in Brooklyn



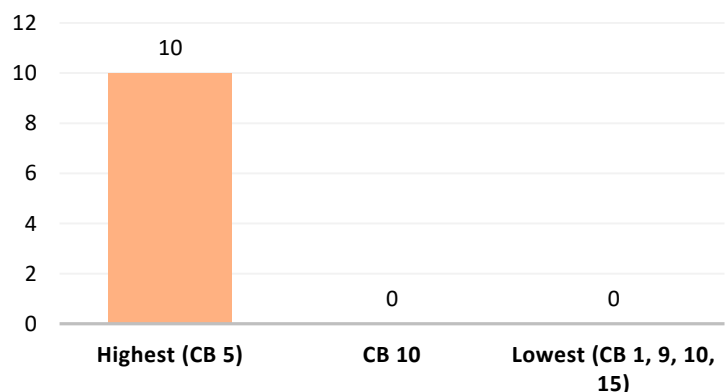
- 2** In 2019, there were **13 family-related felony assaults**, comprising **24%** of the neighborhood's domestic violence felony assaults.

2019 Family-Related Felony Assaults in Brooklyn



- 3** In 2019, there were **0 family-related rapes**, comprising **0%** of the neighborhood's domestic violence rapes.

2019 Family-Related Rapes in the Brooklyn

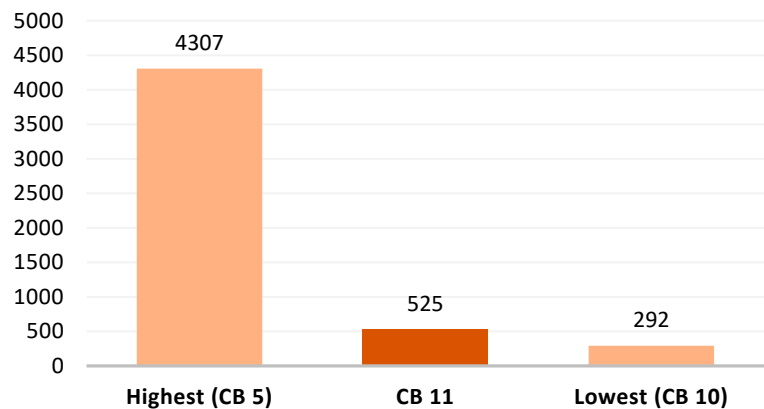


COMMUNITY BOARD 11: Bensonhurst

- 1** In 2019, there were **525 family-related domestic incident reports** in Brooklyn Community Board 11, comprising **32%*** of the neighborhood's domestic incident reports.

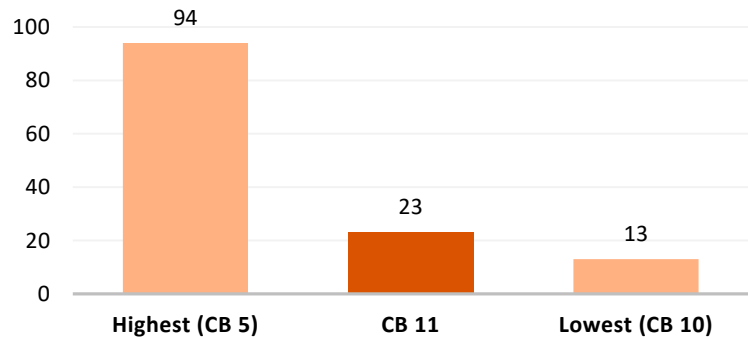
*This percentage excludes reports with missing relationship field.

2019 Family-Related Domestic Incident Reports (DIRs) in Brooklyn



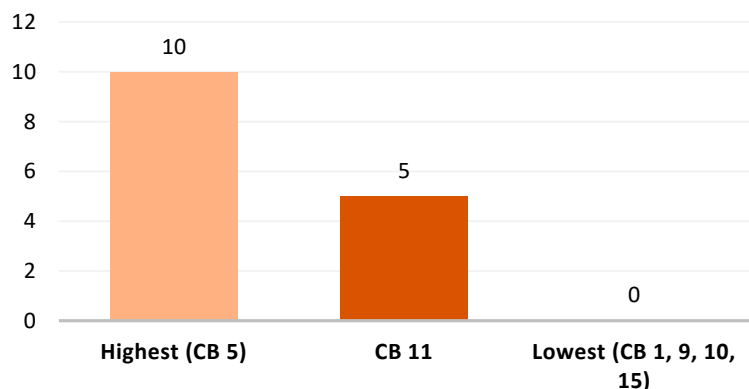
- 2** In 2019, there were **23 family-related felony assaults**, comprising **44%** of the neighborhood's domestic violence felony assaults.

2019 Family-Related Felony Assaults in Brooklyn



- 3** In 2019, there were **5 family-related rapes**, comprising **42%** of the neighborhood's domestic violence rapes.

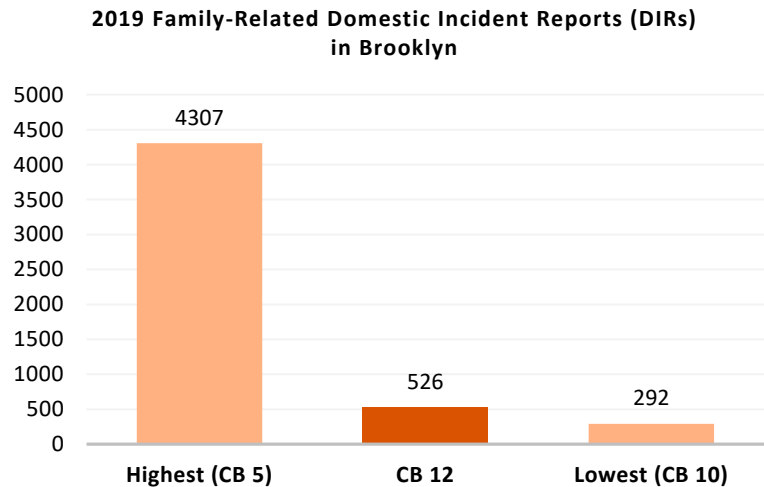
2019 Family-Related Rapes in the Brooklyn



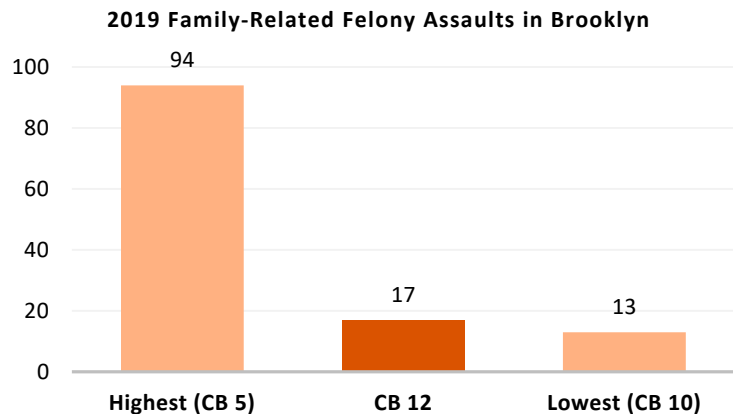
COMMUNITY BOARD 12: Borough Park

- 1 In 2019, there were **526 family-related domestic incident reports** in Brooklyn Community Board 12, comprising **41%*** of the neighborhood's domestic incident reports.

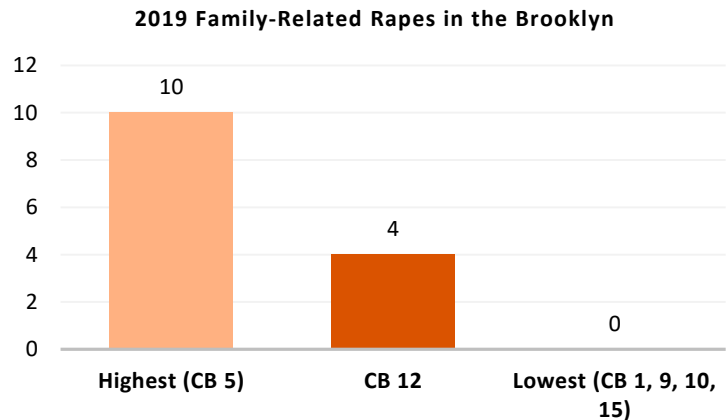
*This percentage excludes reports with missing relationship field.



- 2 In 2019, there were **17 family-related felony assaults**, comprising **34%** of the neighborhood's domestic violence felony assaults.



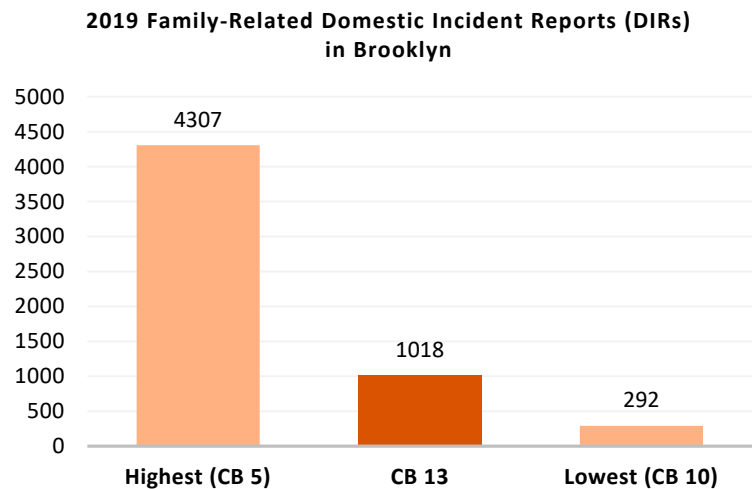
- 3 In 2019, there were **4 family-related rapes**, comprising **36%** of the neighborhood's domestic violence rapes.



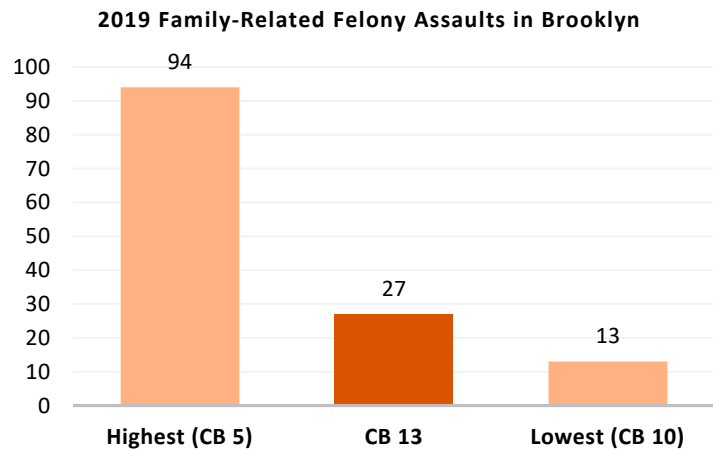
COMMUNITY BOARD 13: Coney Island

- 1 In 2019, there were **1,018 family-related domestic incident reports** in Brooklyn Community Board 13, comprising **40%*** of the neighborhood's domestic incident reports.

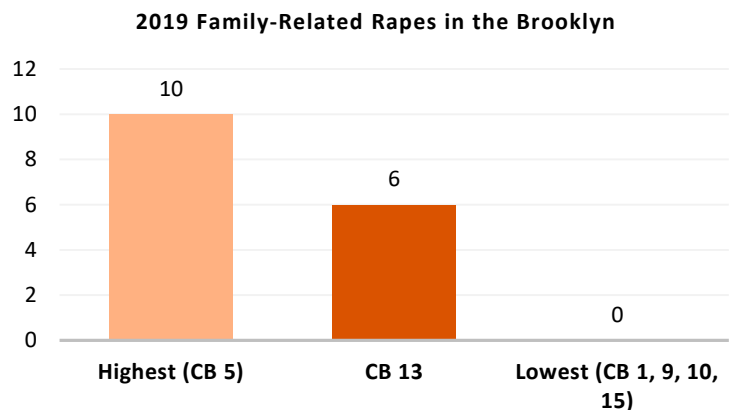
*This percentage excludes reports with missing relationship field.



- 2 In 2019, there were **27 family-related felony assaults**, comprising **29%** of the neighborhood's domestic violence felony assaults.



- 3 In 2019, there were **6 family-related rapes**, comprising **67%** of the neighborhood's domestic violence rapes.

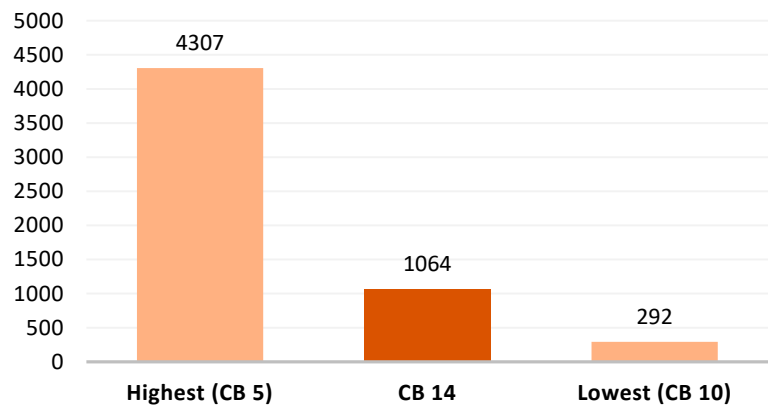


COMMUNITY BOARD 14: Flatbush and Midwood

- 1 In 2019, there were **1,064 family-related domestic incident reports** in Brooklyn Community Board 14, comprising **43%*** of the neighborhood's domestic incident reports.

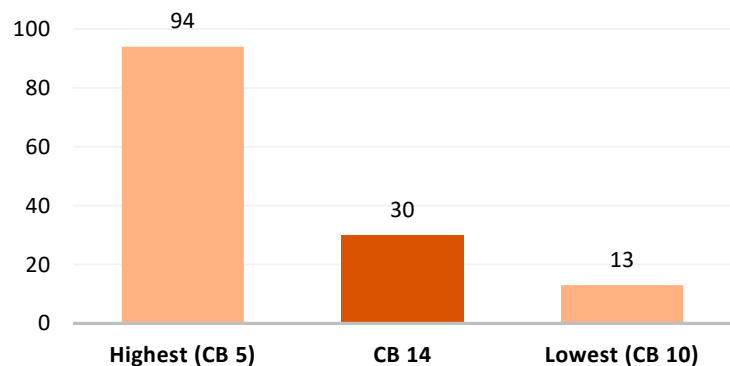
*This percentage excludes reports with missing relationship field.

2019 Family-Related Domestic Incident Reports (DIRs) in Brooklyn



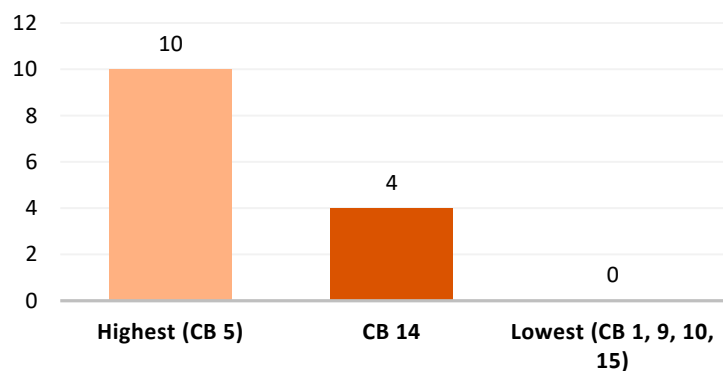
- 2 In 2019, there were **30 family-related felony assaults**, comprising **39%** of the neighborhood's domestic violence felony assaults.

2019 Family-Related Felony Assaults in Brooklyn



- 3 In 2019, there were **4 family-related rapes**, comprising **36%** of the neighborhood's domestic violence rapes.

2019 Family-Related Rapes in the Brooklyn

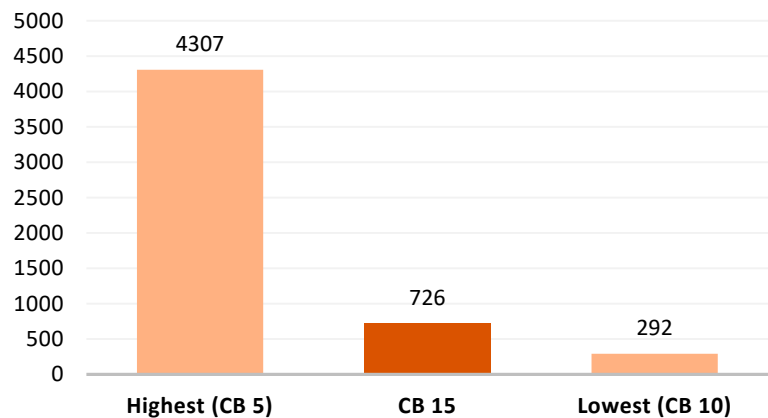


COMMUNITY BOARD 15: Sheepshead Bay

- 1** In 2019, there were **726 family-related domestic incident reports** in Brooklyn Community Board 15, comprising **37%*** of the neighborhood's domestic incident reports.

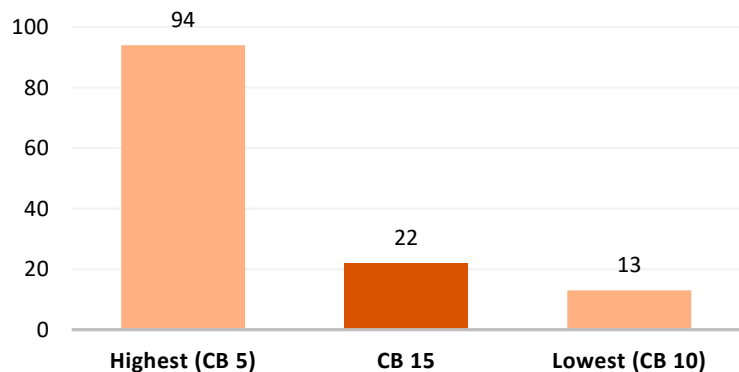
*This percentage excludes reports with missing relationship field.

2019 Family-Related Domestic Incident Reports (DIRs) in Brooklyn



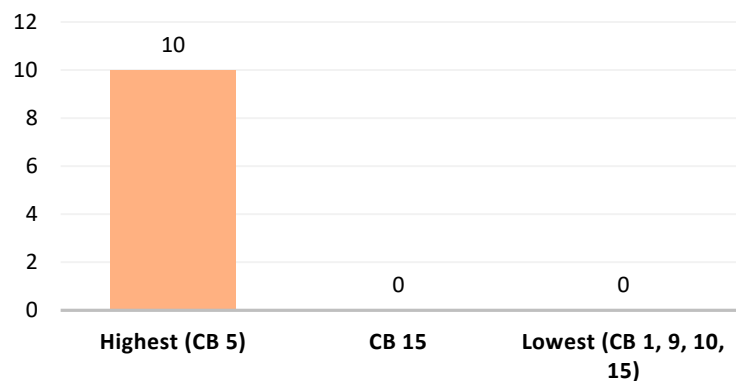
- 2** In 2019, there were **22 family-related felony assaults**, comprising **32%** of the neighborhood's domestic violence felony assaults.

2019 Family-Related Felony Assaults in Brooklyn



- 3** In 2019, there was **0 family-related rape**, comprising **0%** of the neighborhood's domestic violence rapes.

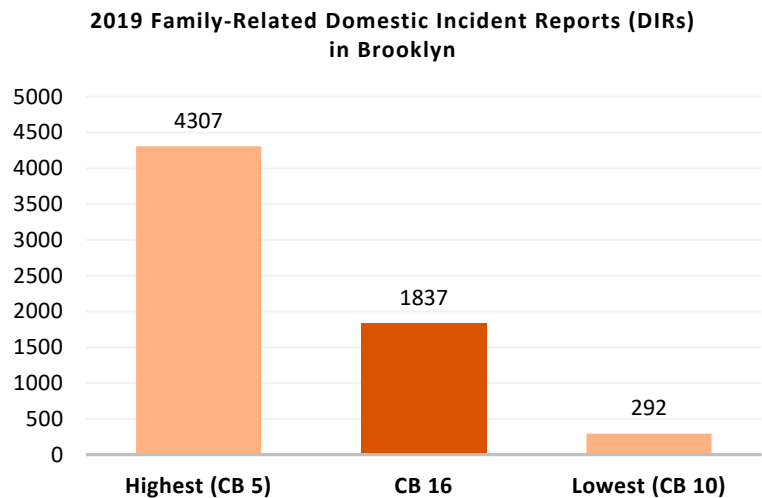
2019 Family-Related Rapes in the Brooklyn



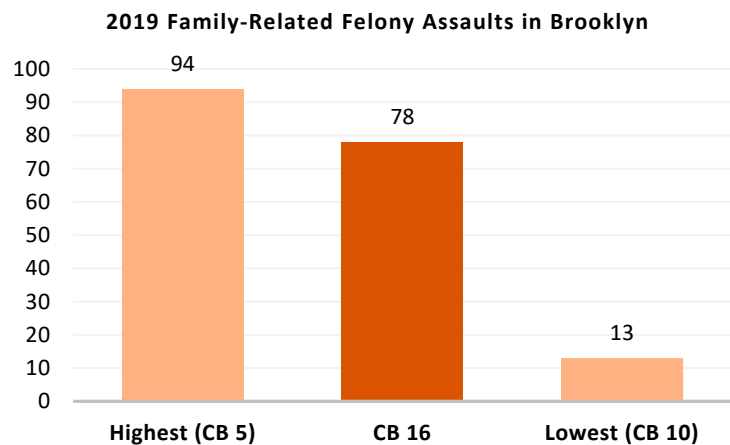
COMMUNITY BOARD 16: Brownsville

- 1 In 2019, there were **1,837 family-related domestic incident reports** in Brooklyn Community Board 16, comprising **38%*** of the neighborhood's domestic incident reports.

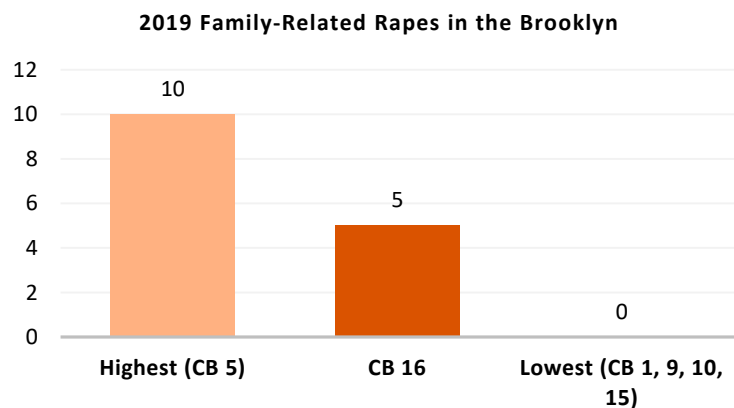
*This percentage excludes reports with missing relationship field.



- 2 In 2019, there were **78 family-related felony assaults**, comprising **38%** of the neighborhood's domestic violence felony assaults.



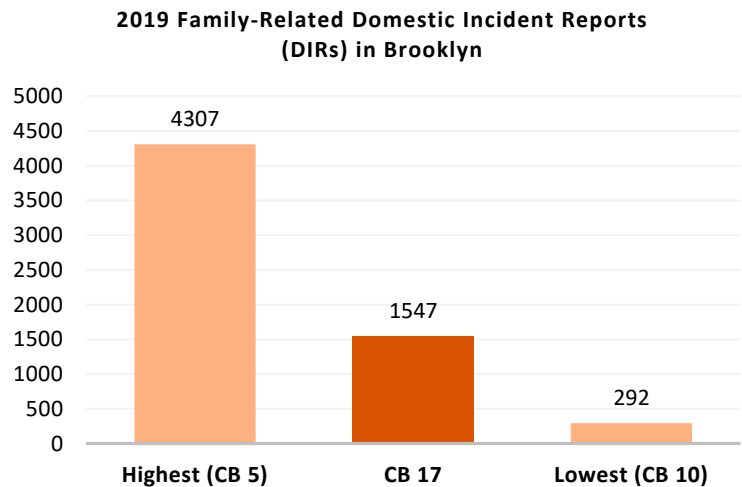
- 3 In 2019, there were **5 family-related rapes**, comprising **38%** of the neighborhood's domestic violence rapes.



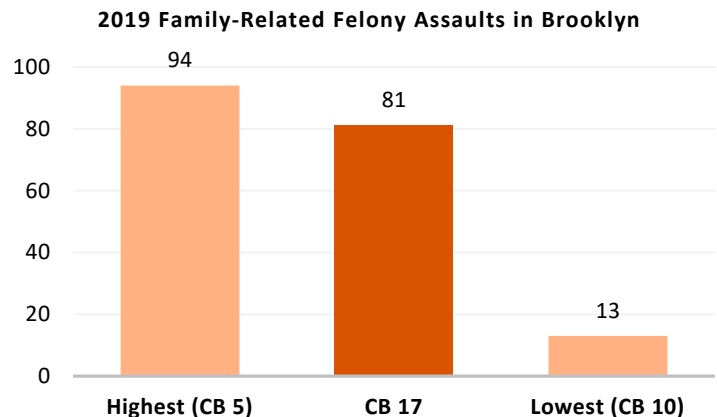
COMMUNITY BOARD 17: East Flatbush

- 1 In 2019, there were **1,547 family-related domestic incident reports** in Brooklyn Community Board 17, comprising **38%*** of the neighborhood's domestic incident reports.

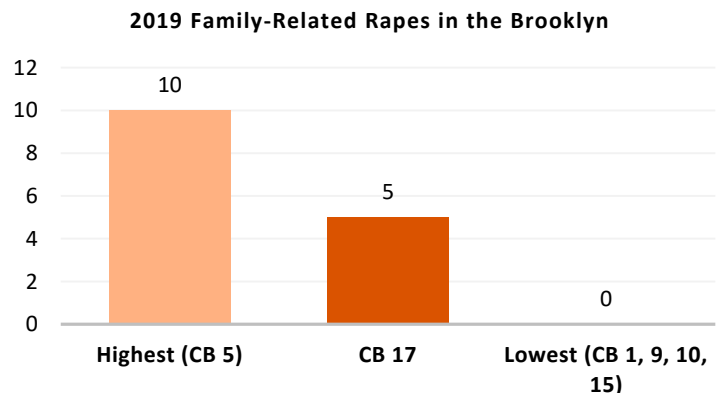
*This percentage excludes reports with missing relationship field.



- 2 In 2019, there were **81 family-related felony assaults**, comprising **40%** of the neighborhood's domestic violence felony assaults.



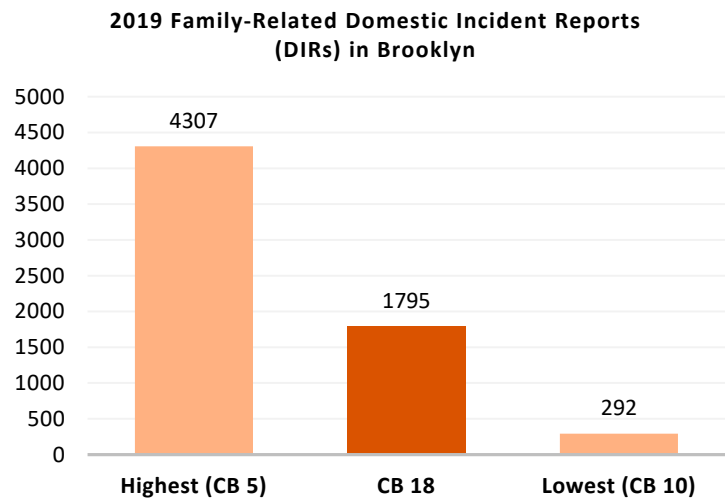
- 3 In 2019, there were **5 family-related rapes**, comprising **21%** of the neighborhood's domestic violence rapes.



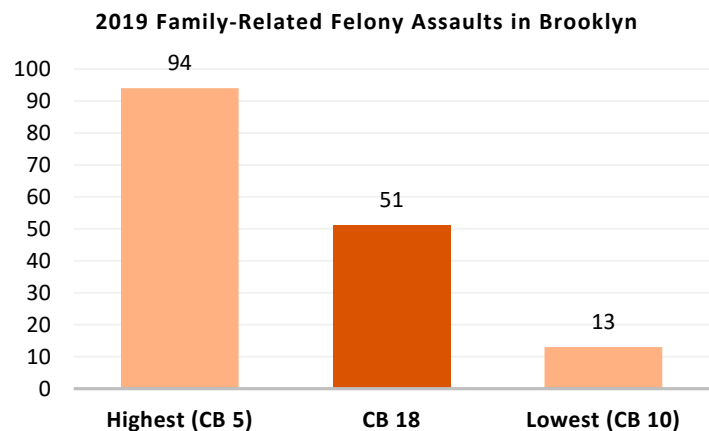
COMMUNITY BOARD 18: Flatlands and Canarsie

- 1 In 2019, there were **1,795 family-related domestic incident reports** in Brooklyn Community Board 18, comprising **42%*** of the neighborhood's domestic incident reports.

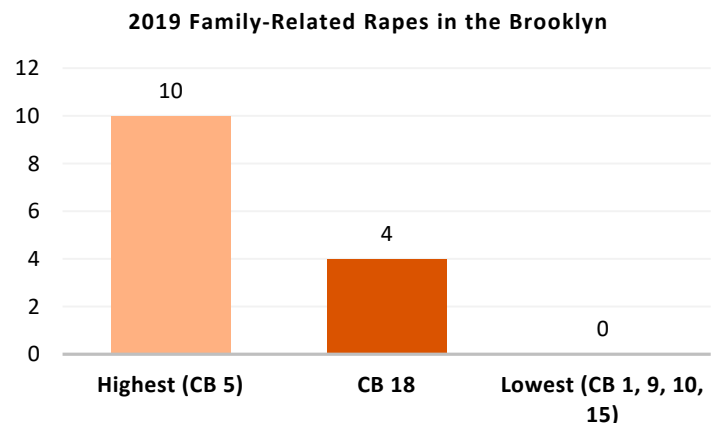
*This percentage excludes reports with missing relationship field.



- 2 In 2019, there were **51 family-related felony assaults**, comprising **39%** of the neighborhood's domestic violence felony assaults.



- 3 In 2019, there were **4 family-related rapes**, comprising **27%** of the neighborhood's domestic violence rapes.



Manhattan:

Family-related violence snapshot

- 1** In 2019, there were **10,327 family-related domestic incident reports (DIRs)** in Manhattan. These comprised **36%*** of the borough's domestic incident reports.

*This percentage excludes reports with missing relationship field.

- 2** In 2019, there were **344 family-related felony assaults** in Manhattan. These comprised **33%** of the borough's domestic violence felony assaults.

- 3** In 2019, there were **34 family-related rapes** in Manhattan. These comprised **37%** of the borough's domestic violence rapes.

4

HELP IS AVAILABLE

In the case of an emergency, call 911.

For information and non-emergency services, call 311 or the NYC Domestic Violence Hotline at 1-800-621-HOPE (4673).

Find resources and support in NYC at nyc.gov/nychope.

For walk-in services, visit one of the NYC Family Justice Centers.

NYC Family Justice Center, Manhattan

Address: 80 Centre Street, NY 10013 Phone: (212)602-2800

Subway: Take the **4 5 6** to Brooklyn Bridge –City Hall, the **J Z** to Chambers Street, the **N R** to City Hall, to the **1 2 3** to Chambers Street, or the **A C** to Chambers Street.

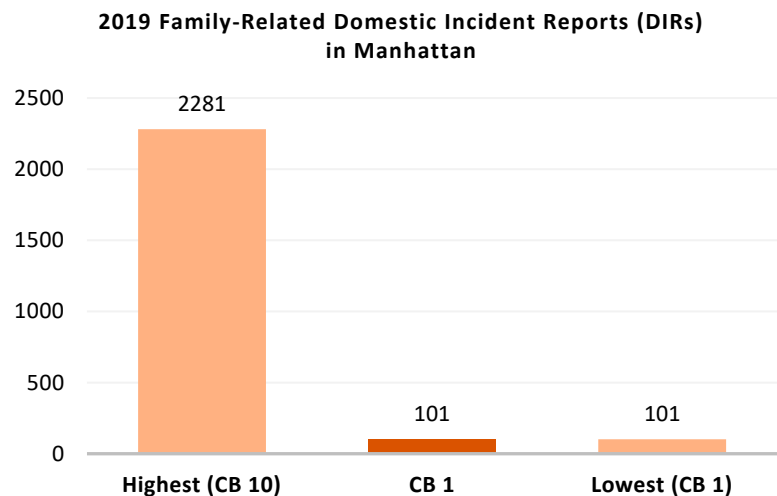
Bus: The M5, M9, M22 and M103 buses all stop near the Center.

Services are free and confidential. All are welcome regardless of gender identity or expression, sexual orientation, language, or immigration status.

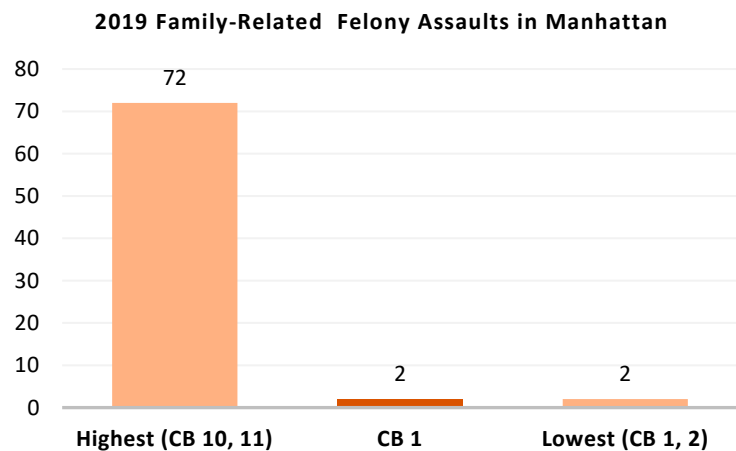
COMMUNITY BOARD 1: Financial District

- 1** In 2019, there were **101 family-related domestic incident reports** in Manhattan Community Board 1, comprising **16%*** of the neighborhood's domestic incident reports.

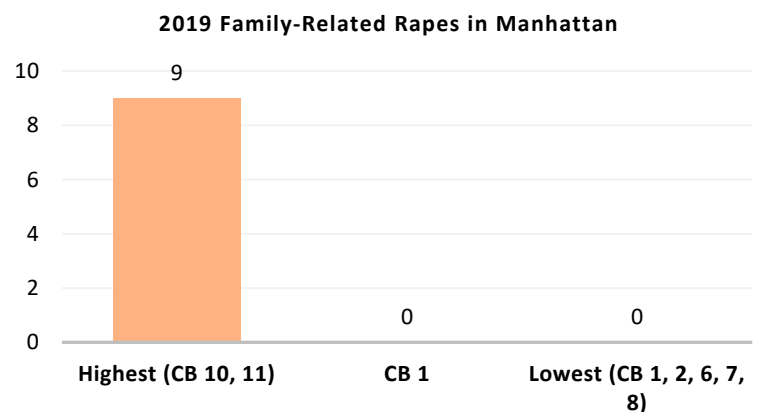
*This percentage excludes reports with missing relationship field.



- 2** In 2019, there were **2 family-related felony assaults**, comprising **14%** of the neighborhood's domestic violence felony assaults.



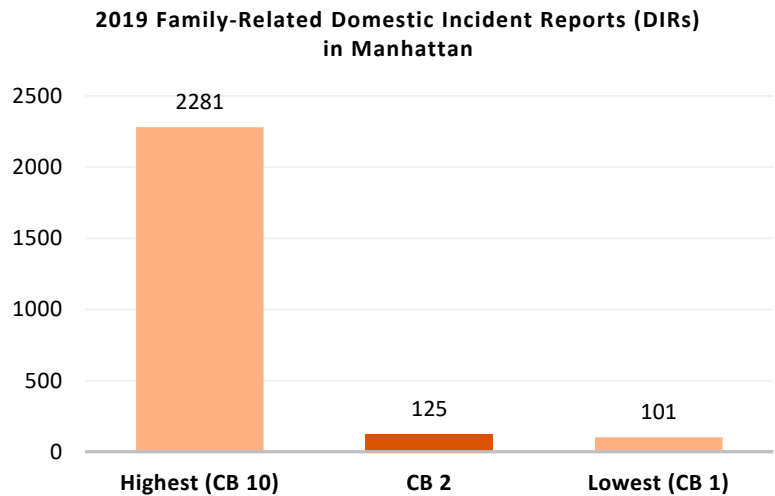
- 3** In 2019, there were **0 family-related rapes**, comprising **0%** of the neighborhood's domestic violence rapes



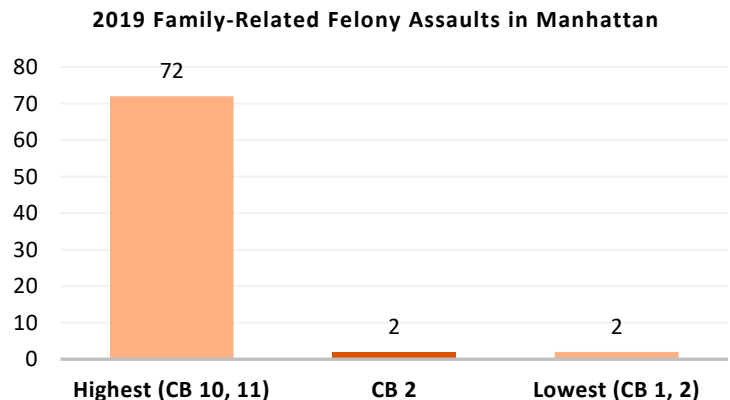
COMMUNITY BOARD 2: Greenwich Village and SoHo

- 1** In 2019, there were **125 family-related domestic incident reports** in Manhattan Community Board 2, comprising **17%*** of the neighborhood's domestic incident reports.

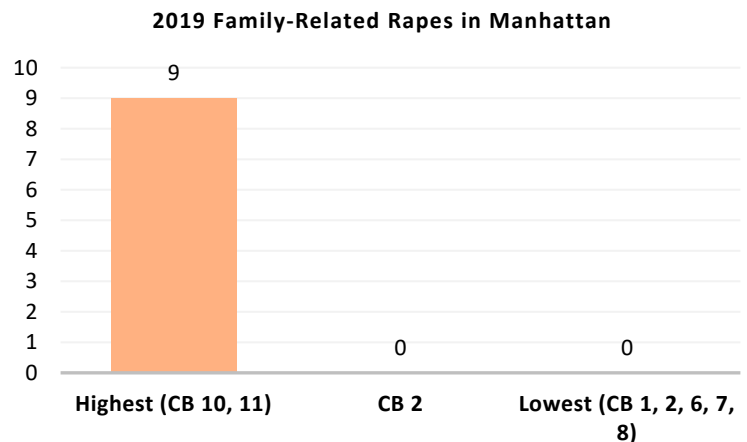
*This percentage excludes reports with missing relationship field.



- 2** In 2019, there were **2 family-related felony assaults**, comprising **9%** of the neighborhood's domestic violence felony assaults.



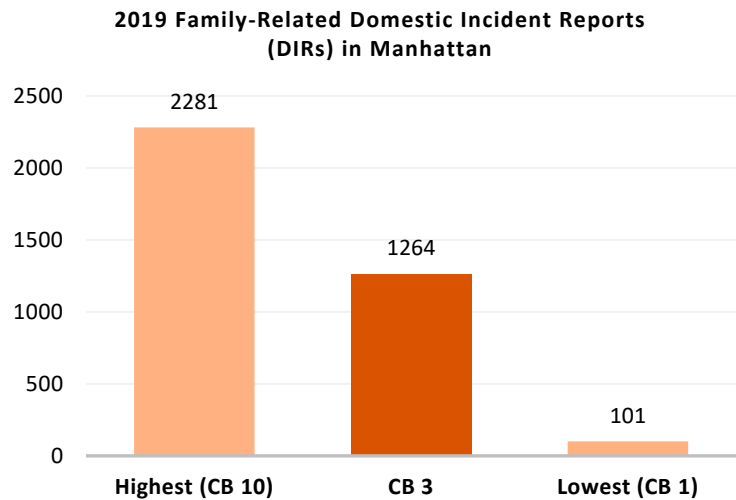
- 3** In 2019, there were **0 family-related rapes**, comprising **0%** of the neighborhood's domestic violence rapes



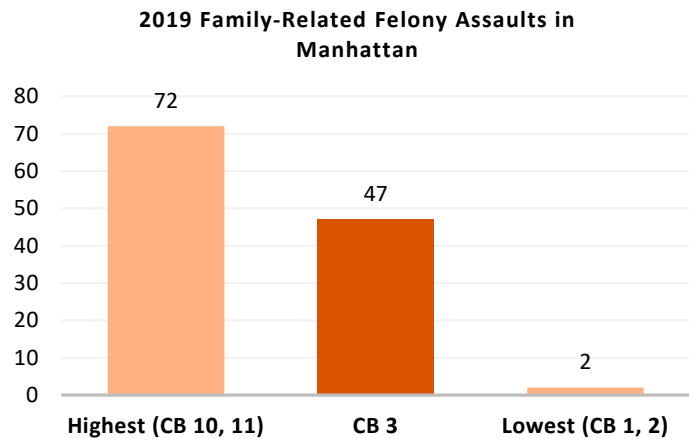
COMMUNITY BOARD 3: Lower East Side and Chinatown

- 1 In 2019, there were **1,264 family-related domestic incident reports** in Manhattan Community Board 3, comprising **42%*** of the neighborhood's domestic incident reports.

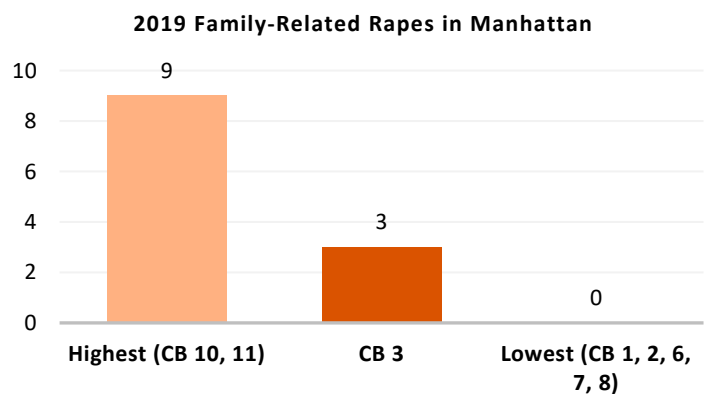
*This percentage excludes reports with missing relationship field.



- 2 In 2019, there were **47 family-related felony assaults**, comprising **36%** of the neighborhood's domestic violence felony assaults.



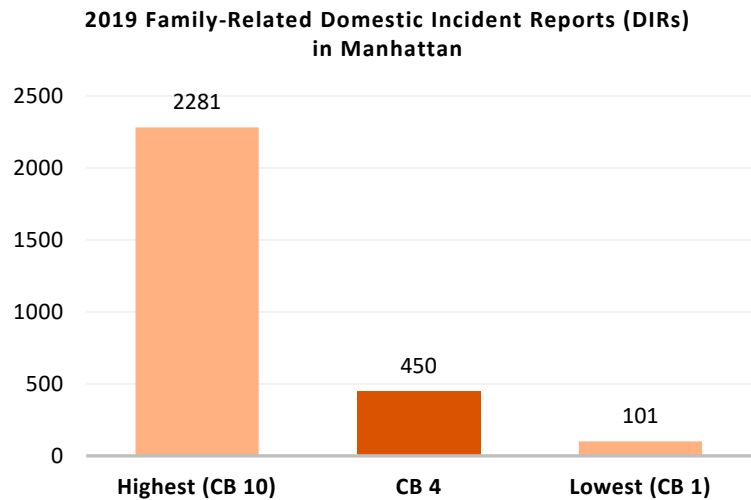
- 3 In 2019, there were **3 family-related rapes**, comprising **43%** of the neighborhood's domestic violence rapes.



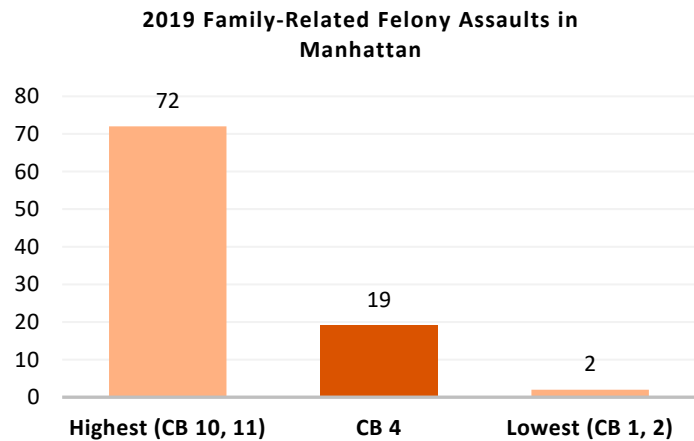
COMMUNITY BOARD 4: Clinton and Chelsea

- 1** In 2019, there were **450 family-related domestic incident reports** in Manhattan Community Board 4, comprising **24%*** of the neighborhood's domestic incident reports.

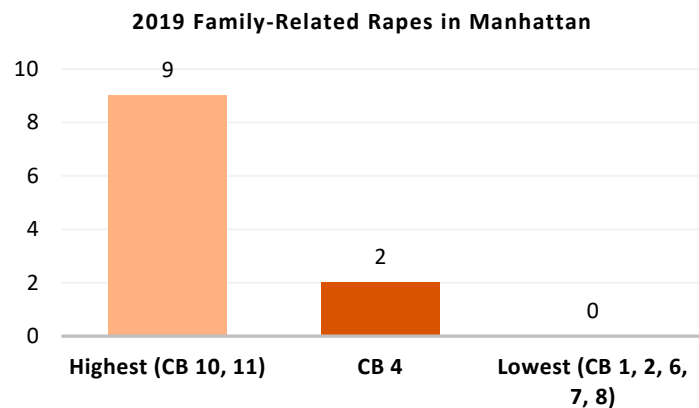
*This percentage excludes reports with missing relationship field.



- 2** In 2019, there were **19 family-related felony assaults**, comprising **26%** of the neighborhood's domestic violence felony assaults.



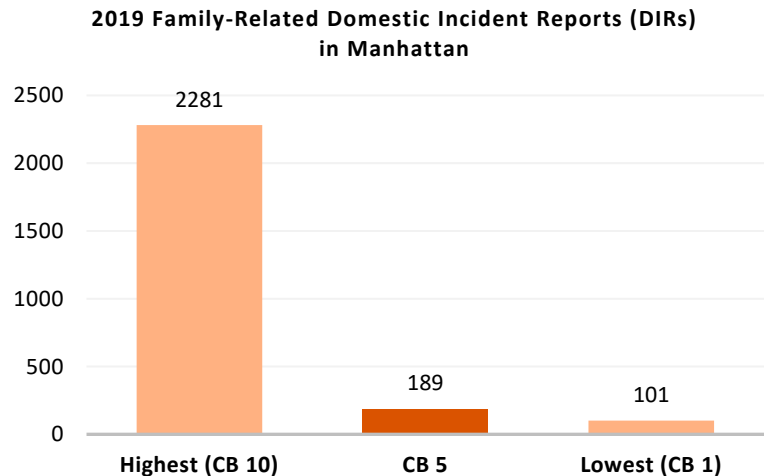
- 3** In 2019, there were **2 family-related rapes**, comprising **25%** of the neighborhood's domestic violence rapes.



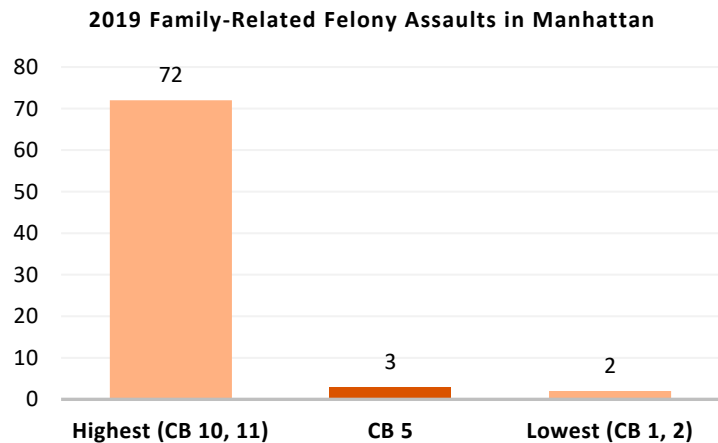
COMMUNITY BOARD 5: Midtown

- 1** In 2019, there were **189 family-related domestic incident reports** in Manhattan Community Board 5, comprising **17%*** of the neighborhood's domestic incident reports.

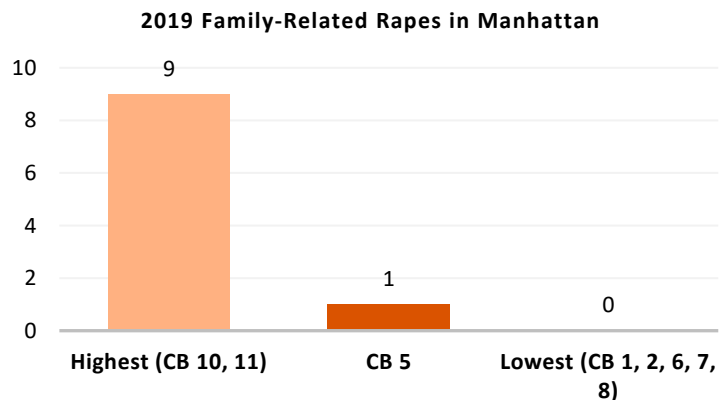
*This percentage excludes reports with missing relationship field.



- 2** In 2019, there were **3 family-related felony assaults**, comprising **10%** of the neighborhood's domestic violence felony assaults.



- 3** In 2019, there were **1 family-related rapes**, comprising **25%** of the neighborhood's domestic violence rapes.

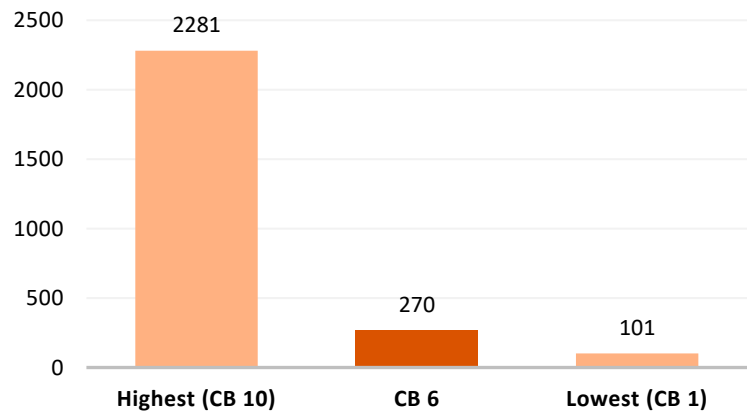


COMMUNITY BOARD 6: Stuyvesant Town and Turtle Bay

- 1** In 2019, there were **270 family-related domestic incident reports** in Manhattan Community Board 6, comprising **26%*** of the neighborhood's domestic incident reports.

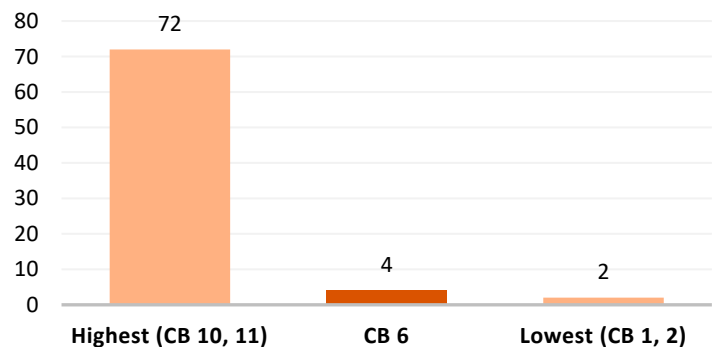
*This percentage excludes reports with missing relationship field.

2019 Family-Related Domestic Incident Reports (DIRs) in Manhattan



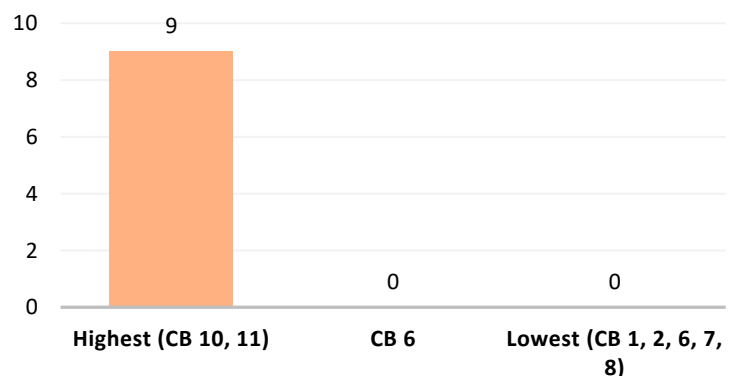
- 2** In 2019, there were **4 family-related felony assaults**, comprising **13%** of the neighborhood's domestic violence felony assaults.

2019 Family-Related Felony Assaults in Manhattan



- 3** In 2019, there were **0 family-related rapes**, comprising **0%** of the neighborhood's domestic violence rapes.

2019 Family-Related Rapes in Manhattan

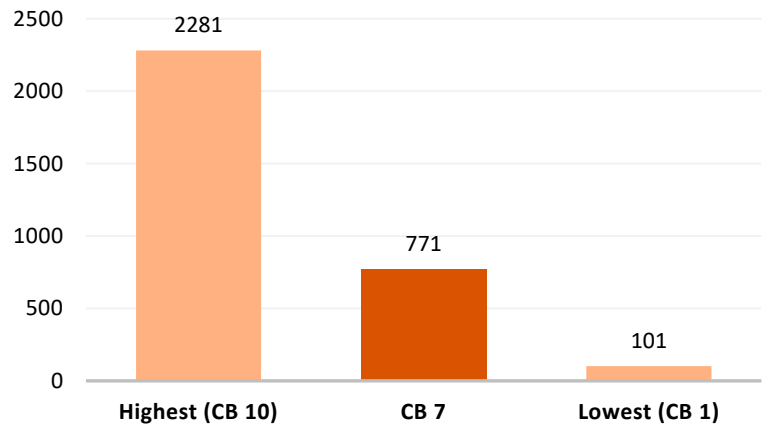


COMMUNITY BOARD 7: Upper West Side

- 1 In 2019, there were **771 family-related domestic incident reports** in Manhattan Community Board 7, comprising **37%*** of the neighborhood's domestic incident reports.

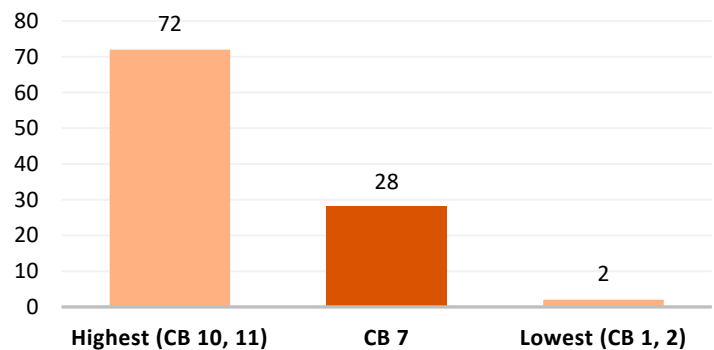
*This percentage excludes reports with missing relationship field.

2019 Family-Related Domestic Incident Reports (DIRs) in Manhattan



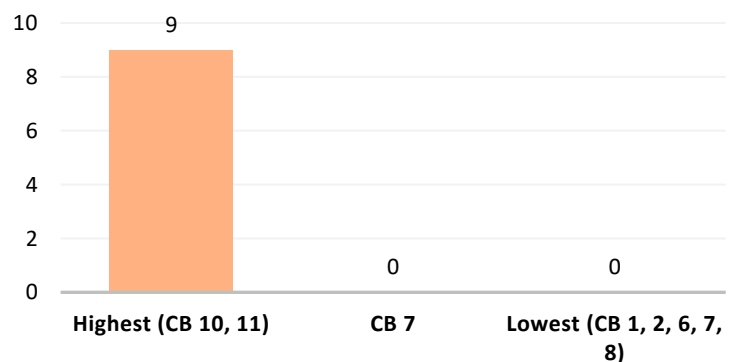
- 2 In 2019, there were **28 family-related felony assaults**, comprising **37%** of the neighborhood's domestic violence felony assaults.

2019 Family-Related Felony Assaults in Manhattan



- 3 In 2019, there were **0 family-related rapes**, comprising **0%** of the neighborhood's domestic violence rapes.

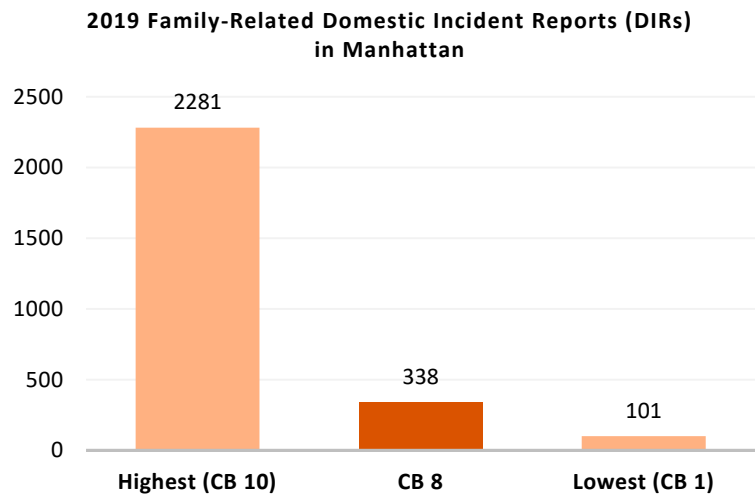
2019 Family-Related Rapes in Manhattan



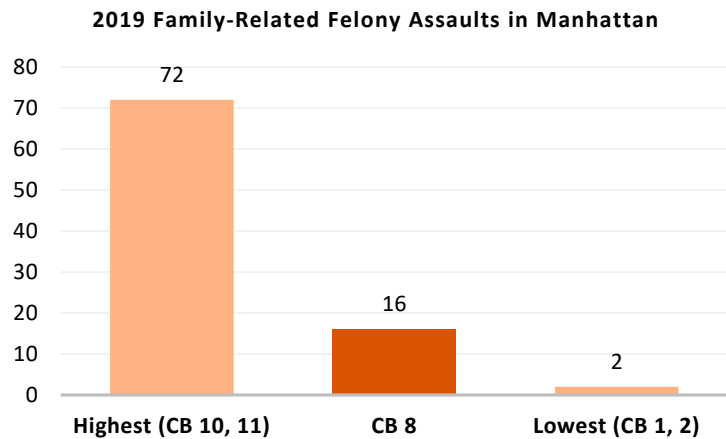
COMMUNITY BOARD 8: Upper East Side

- 1** In 2019, there were **338 family-related domestic incident reports** in Manhattan Community Board 8, comprising **28%*** of the neighborhood's domestic incident reports.

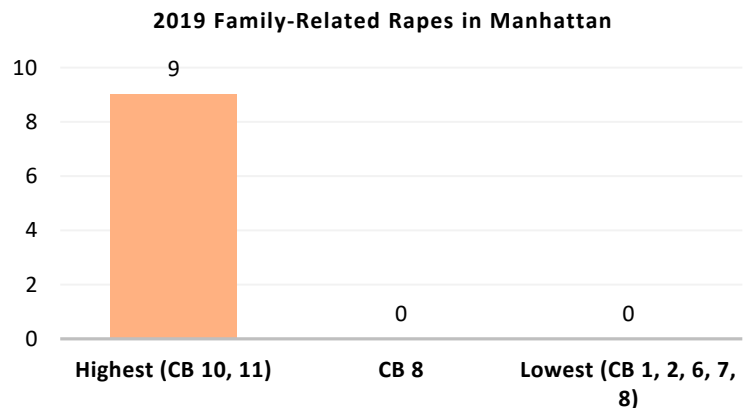
*This percentage excludes reports with missing relationship field.



- 2** In 2019, there were **16 family-related felony assaults**, comprising **36%** of the neighborhood's domestic violence felony assaults.



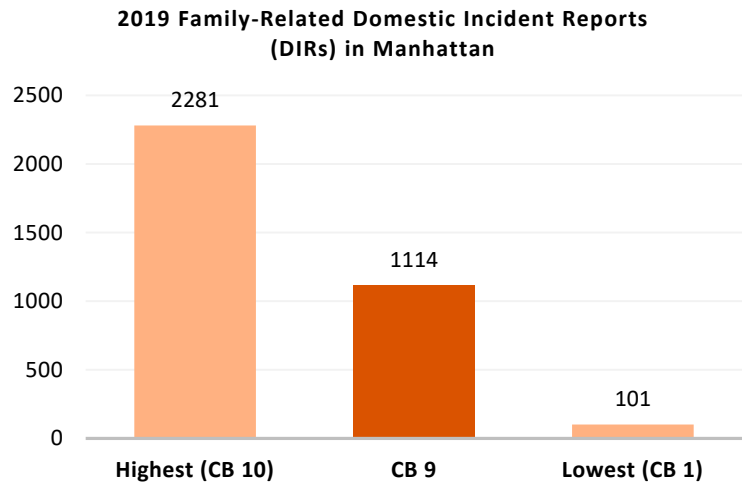
- 3** In 2019, there was **0 family-related rape**, comprising **0%** of the neighborhood's domestic violence rapes.



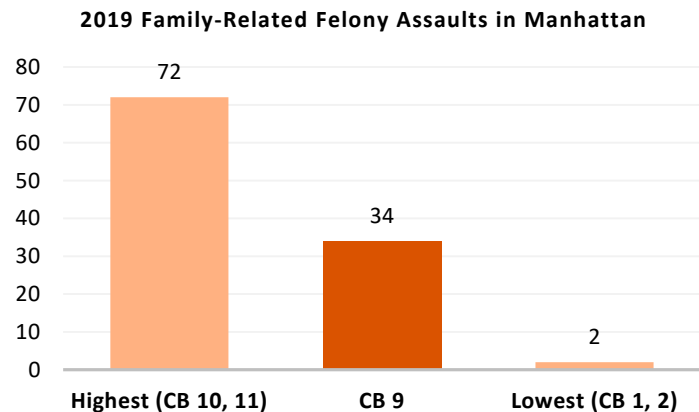
COMMUNITY BOARD 9: Morningside Heights and Hamilton Heights

- 1 In 2019, there were **1,114 family-related domestic incident reports** in Manhattan Community Board 9, comprising **43%*** of the neighborhood's domestic incident reports.

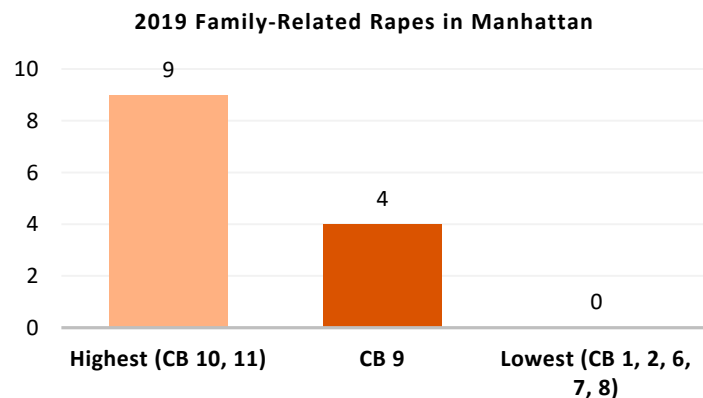
*This percentage excludes reports with missing relationship field.



- 2 In 2019, there were **34 family-related felony assaults**, comprising **40%** of the neighborhood's domestic violence felony assaults.



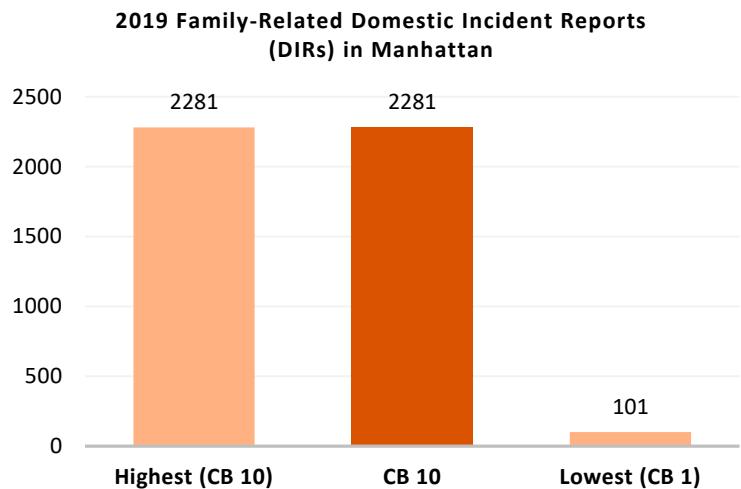
- 3 In 2019, there was **4 family-related rape**, comprising **50%** of the neighborhood's domestic violence rapes.



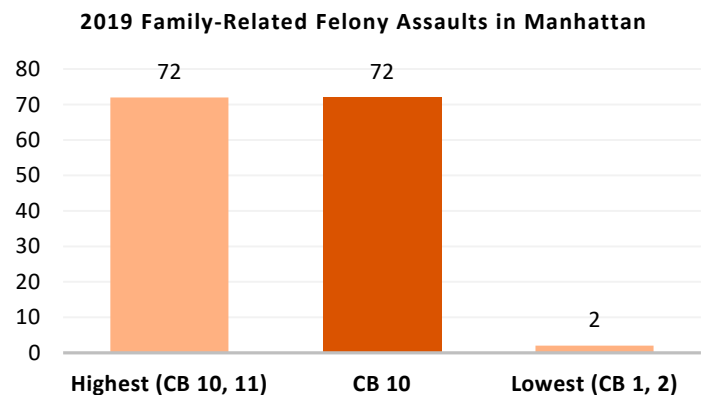
COMMUNITY BOARD 10: Central Harlem

- 1 In 2019, there were **2,281 family-related domestic incident reports** in Manhattan Community Board 10, comprising **43%*** of the neighborhood's domestic incident reports.

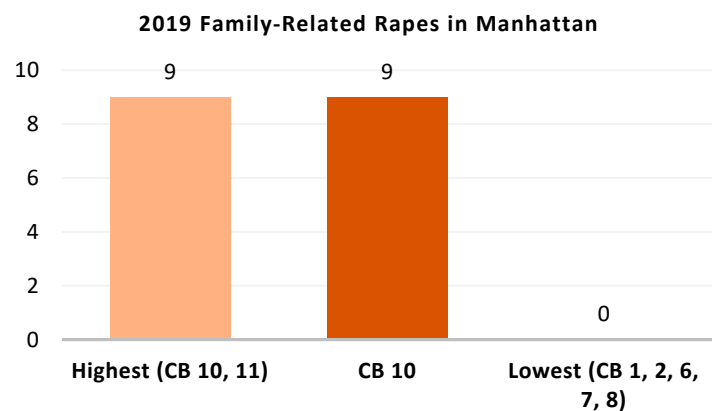
*This percentage excludes reports with missing relationship field.



- 2 In 2019, there were **72 family-related felony assaults**, comprising **37%** of the neighborhood's domestic violence felony assaults.



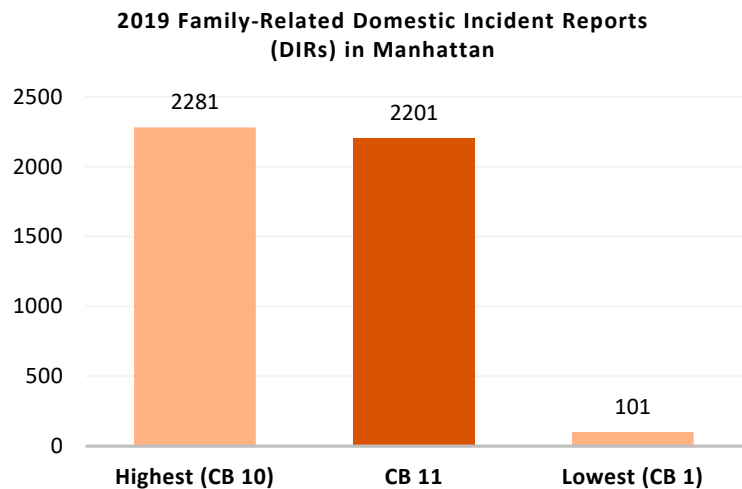
- 3 In 2019, there were **9 family-related rapes**, comprising **60%** of the neighborhood's domestic violence rapes.



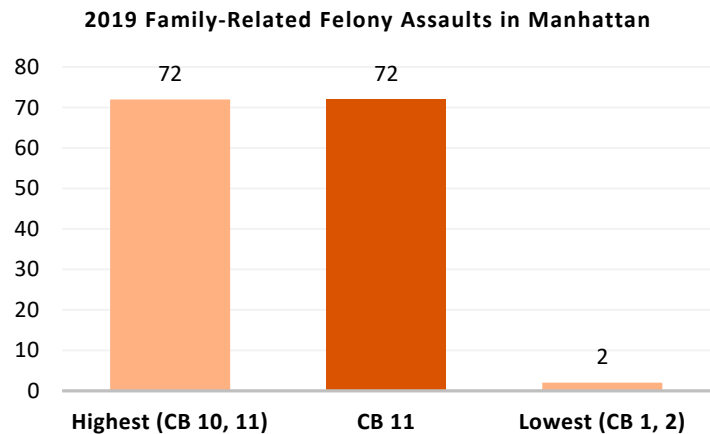
COMMUNITY BOARD 11: East Harlem

- 1** In 2019, there were **2,201 family-related domestic incident reports** in Manhattan Community Board 11, comprising **40%*** of the neighborhood's domestic incident reports.

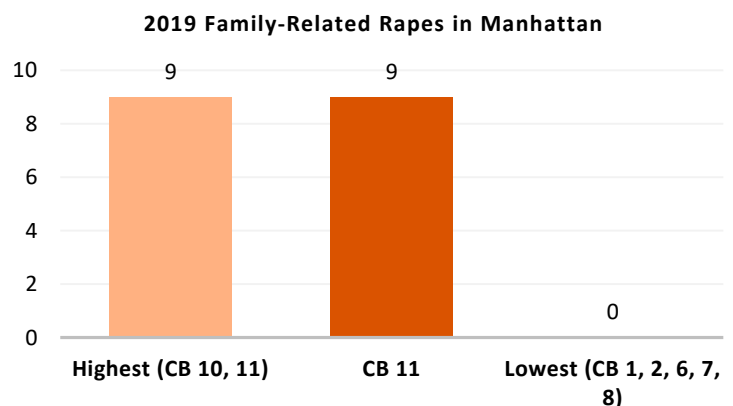
*This percentage excludes reports with missing relationship field.



- 2** In 2019, there were **72 family-related felony assaults**, comprising **34%** of the neighborhood's domestic violence felony assaults.



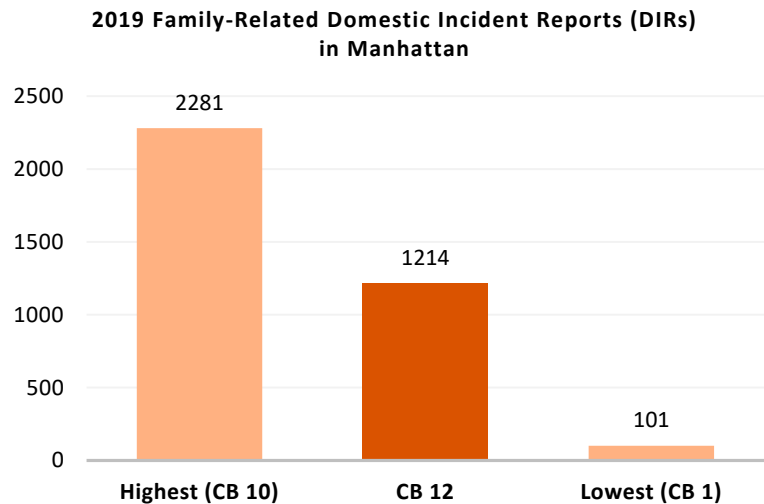
- 3** In 2019, there were **9 family-related rapes**, comprising **50%** of the neighborhood's domestic violence rapes.



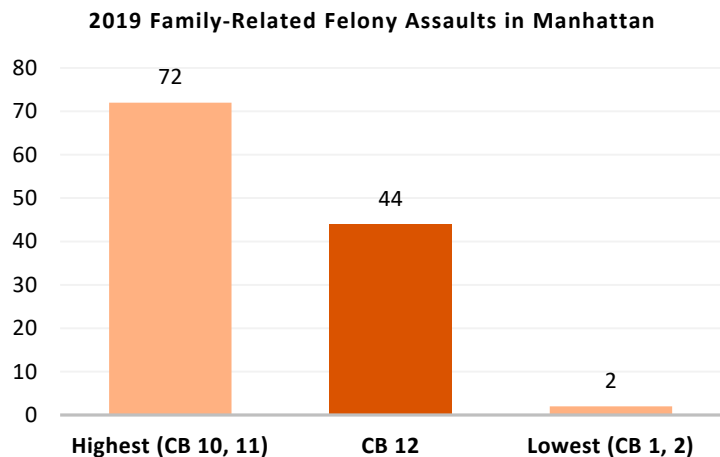
COMMUNITY BOARD 12: Washington Heights and Inwood

- 1 In 2019, there were **1,214 family-related domestic incident reports** in Manhattan Community Board 12, comprising **37%*** of the neighborhood's domestic incident reports.

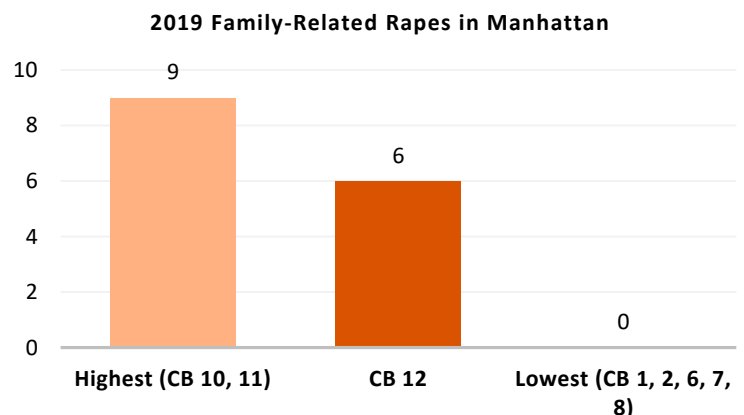
*This percentage excludes reports with missing relationship field.



- 2 In 2019, there were **44 family-related felony assaults**, comprising **32%** of the neighborhood's domestic violence felony assaults.



- 3 In 2019, there were **6 family-related rapes**, comprising **40%** of the neighborhood's domestic violence rapes.



Queens:

Family-related violence snapshot

1 In 2019, there were **13,909 family-related domestic incident reports (DIRs)** in Queens. These comprised **36%*** of the borough's domestic incident reports.

*This percentage excludes reports with missing relationship field.

2 In 2019, there were **667 family-related felony assaults** in Queens. These comprised **37%** of the borough's domestic violence felony assaults.

3 In 2019, there were **51 family-related rapes** in Queens. These comprised **28%** of the borough's domestic violence rapes.

4

HELP IS AVAILABLE

In the case of an emergency, call 911.



For information and non-emergency services, call 311 or the NYC Domestic Violence Hotline at 1-800-621-HOPE (4673).

Find resources and support in NYC at nyc.gov/nychope.

For walk-in services, visit one of the NYC Family Justice Centers.

NYC Family Justice Center, Queens

Address: 126-02 82nd Avenue, Kew Gardens, NY 11415 Phone: (718)575-4500

Subway: Take the  or  train to Kew Gardens/Union Turnpike. Use the "Court House/North Side:" exit and walk east on Queens Boulevard past Queens Borough Hall.

Turn left on 82nd Avenue.

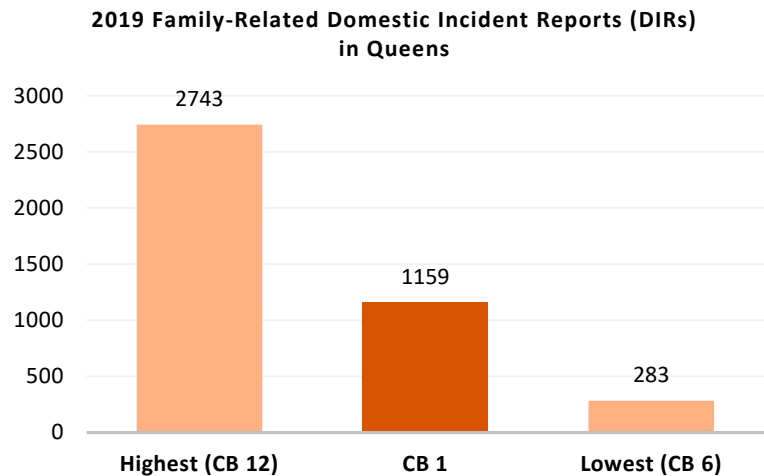
Bus: The Q10, Q37, Q46, and Q60 all stop near the Center.

Services are free and confidential. All are welcome regardless of gender identity or expression, sexual orientation, language, or immigration status.

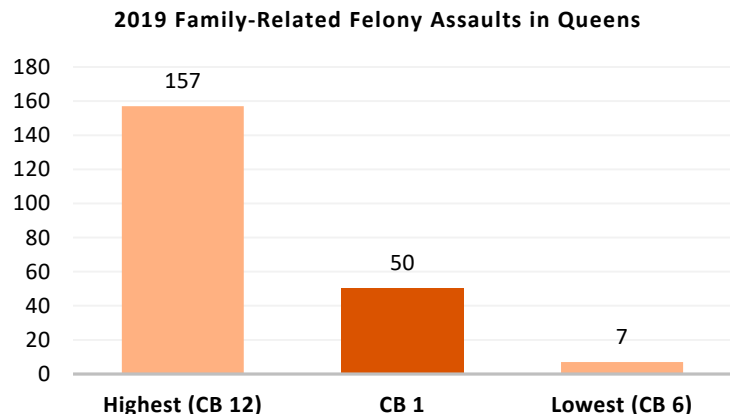
COMMUNITY BOARD 1: Long Island City and Astoria

- 1** In 2019, there were **1,159 family-related domestic incident reports** in Queens Community Board 1, comprising **37%*** of the neighborhood's domestic incident reports.

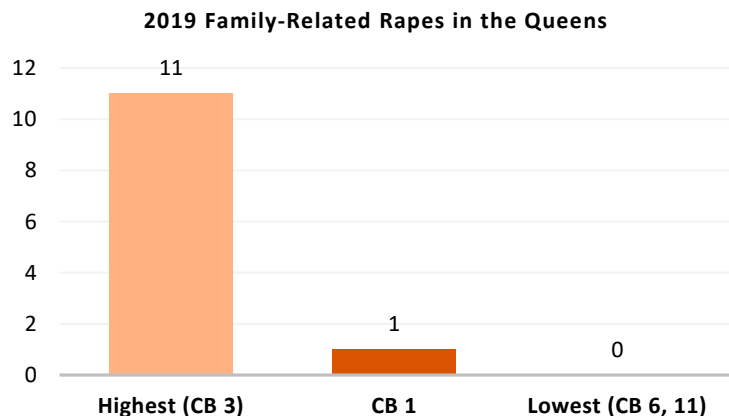
*This percentage excludes reports with missing relationship field.



- 2** In 2019, there were **50 family-related felony assaults**, comprising **38%** of the neighborhood's domestic violence felony assaults.



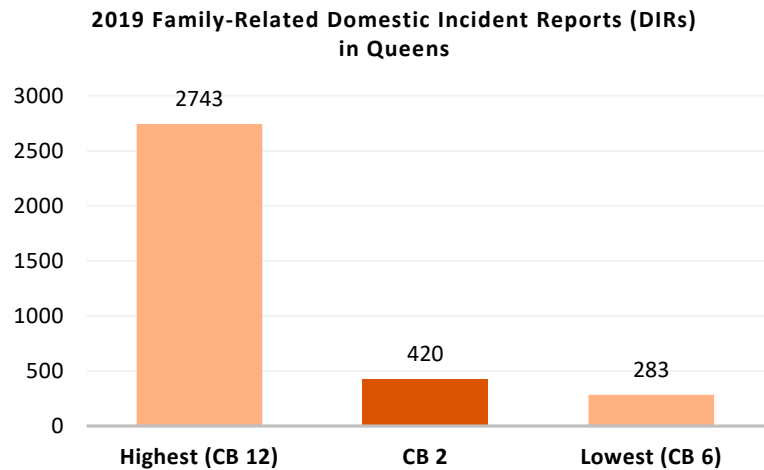
- 3** In 2019, there were **1 family-related rapes**, comprising **14%** of the neighborhood's domestic violence rapes.



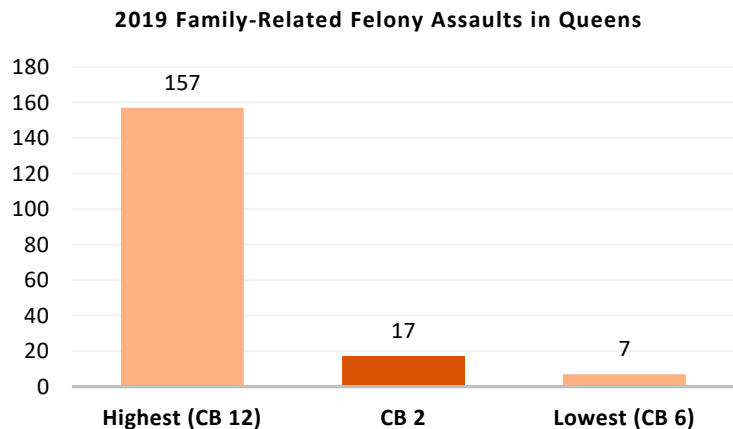
COMMUNITY BOARD 2: Woodside and Sunnyside

- 1** In 2019, there were **420 family-related domestic incident reports** in Queens Community Board 2, comprising **29%*** of the neighborhood's domestic incident reports.

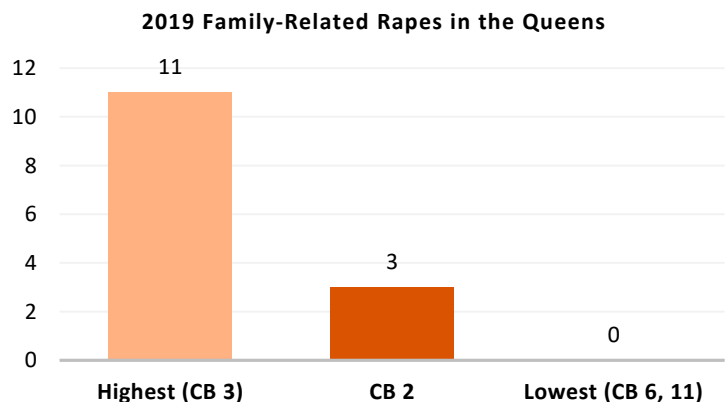
*This percentage excludes reports with missing relationship field.



- 2** In 2019, there were **17 family-related felony assaults**, comprising **29%** of the neighborhood's domestic violence felony assaults.



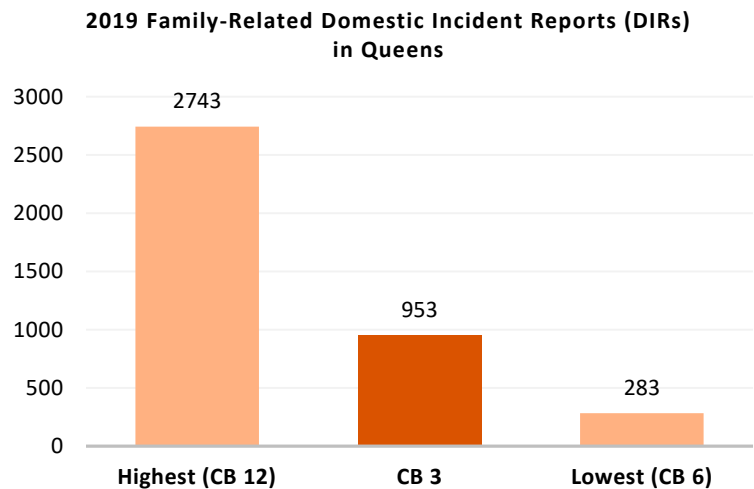
- 3** In 2019, there were **3 family-related rapes**, comprising **50%** of the neighborhood's domestic violence rapes.



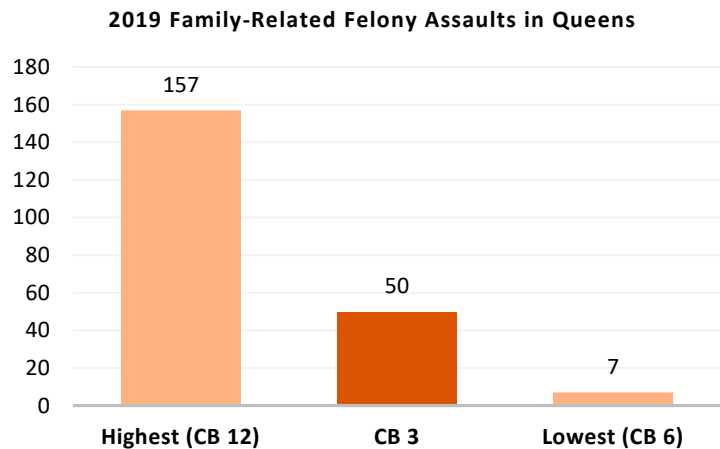
COMMUNITY BOARD 3: Jackson Heights

- 1 In 2019, there were **953 family-related domestic incident reports** in Queens Community Board 3, comprising **34%*** of the neighborhood's domestic incident reports.

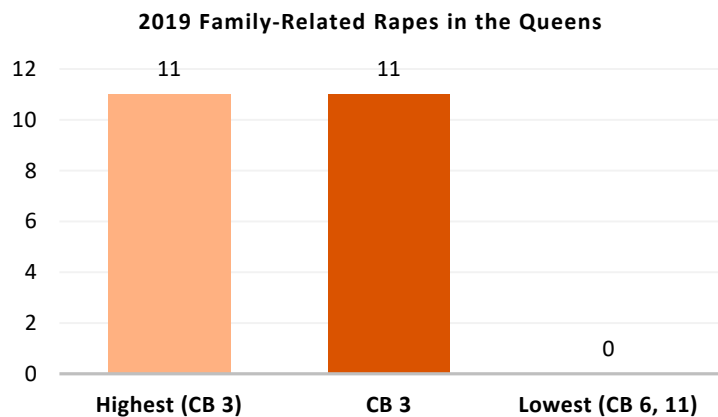
*This percentage excludes reports with missing relationship field.



- 2 In 2019, there were **50 family-related felony assaults**, comprising **36%** of the neighborhood's domestic violence felony assaults.



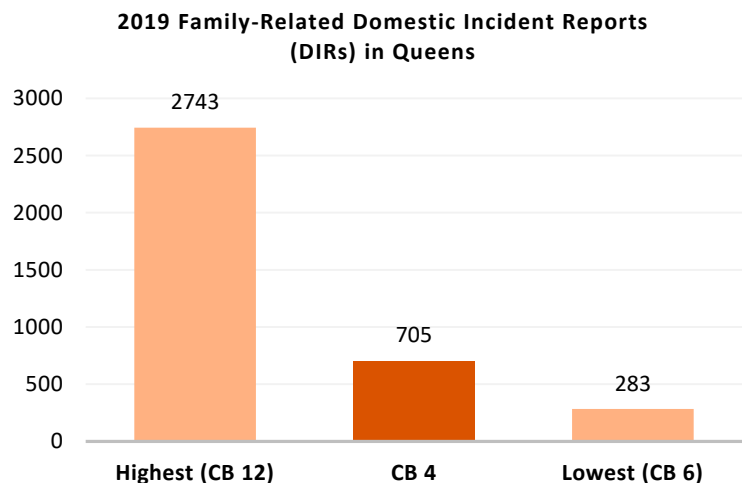
- 3 In 2019, there were **11 family-related rapes**, comprising **37%** of the neighborhood's domestic violence rapes.



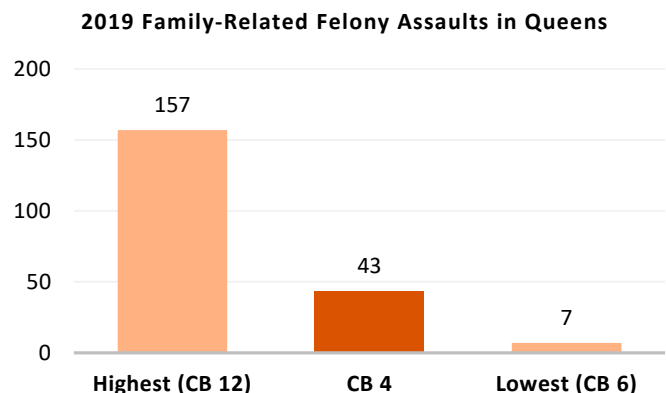
COMMUNITY BOARD 4: Elmhurst and Corona

- 1 In 2019, there were **705 family-related domestic incident reports** in Queens Community Board 4, comprising **30%*** of the neighborhood's domestic incident reports.

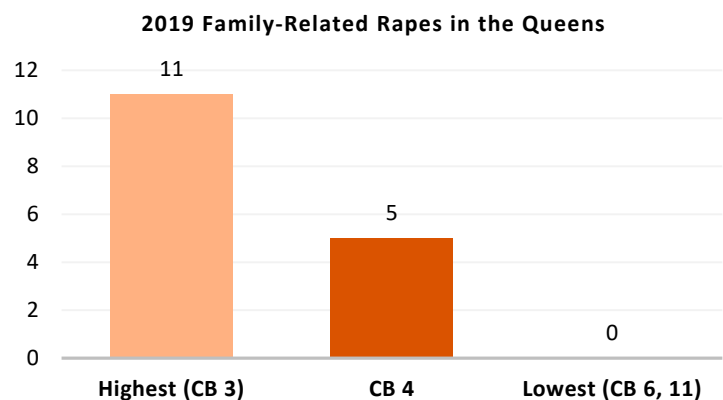
*This percentage excludes reports with missing relationship field.



- 2 In 2019, there were **43 family-related felony assaults**, comprising **33%** of the neighborhood's domestic violence felony assaults.



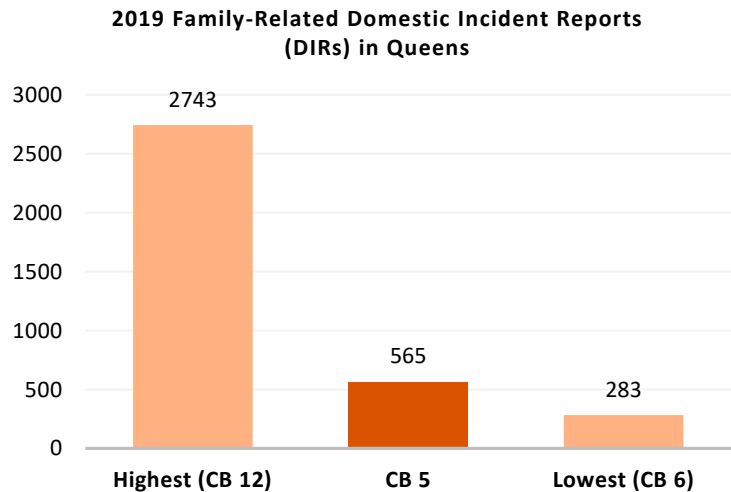
- 3 In 2019, there were **5 family-related rapes**, comprising **31%** of the neighborhood's domestic violence rapes.



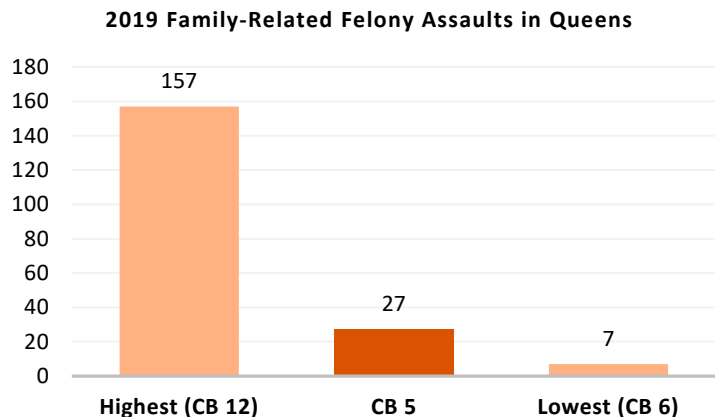
COMMUNITY BOARD 5: Ridgewood and Maspeth

- 1 In 2019, there were **565 family-related domestic incident reports** in Queens Community Board 5, comprising **30%*** of the neighborhood's domestic incident reports.

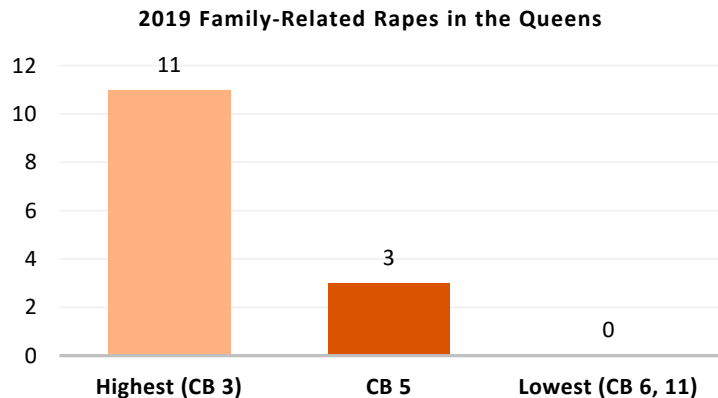
*This percentage excludes reports with missing relationship field.



- 2 In 2019, there were **27 family-related felony assaults**, comprising **28%** of the neighborhood's domestic violence felony assaults.



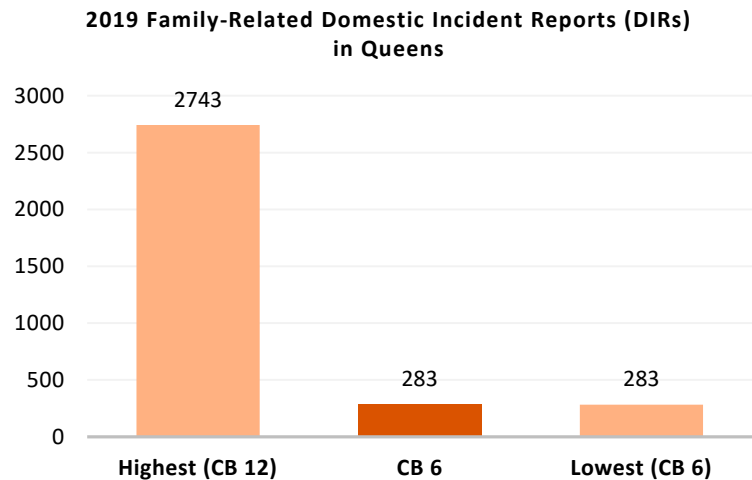
- 3 In 2019, there were **3 family-related rapes**, comprising **25%** of the neighborhood's domestic violence rapes.



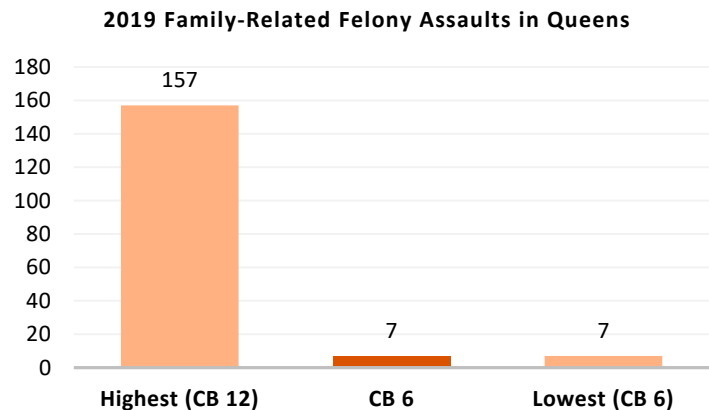
COMMUNITY BOARD 6: Rego Park and Forest Hills

- 1** In 2019, there were **283 family-related domestic incident reports** in Queens Community Board 6, comprising **30%*** of the neighborhood's domestic incident reports.

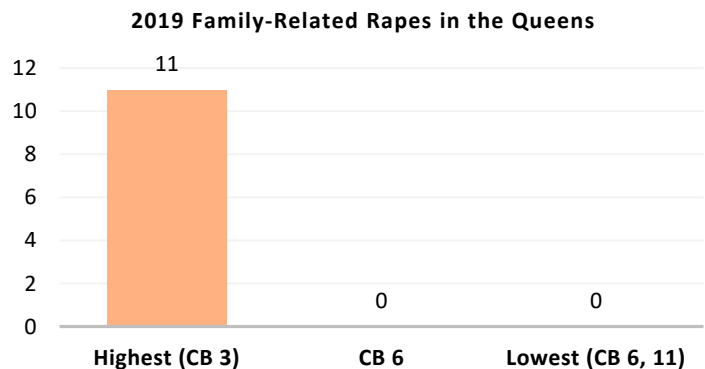
*This percentage excludes reports with missing relationship field.



- 2** In 2019, there were **7 family-related felony assaults**, comprising **30%** of the neighborhood's domestic violence felony assaults.



- 3** In 2019, there were **0 family-related rapes**, comprising **0%** of the neighborhood's domestic violence rapes.

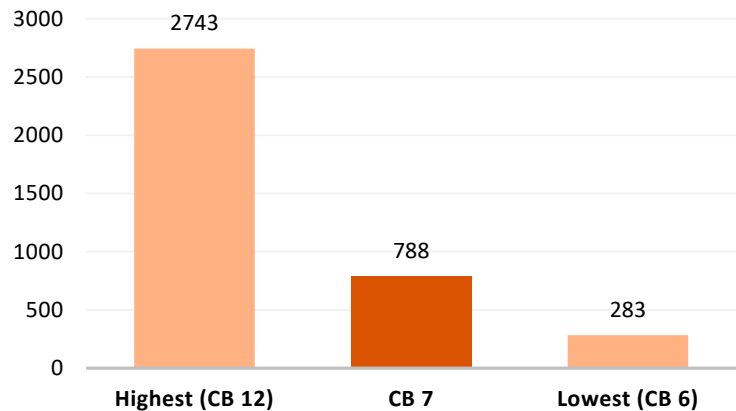


COMMUNITY BOARD 7: Flushing and Whitestone

- 1** In 2019, there were **788 family-related domestic incident reports** in Queens Community Board 7, comprising **33%*** of the neighborhood's domestic incident reports.

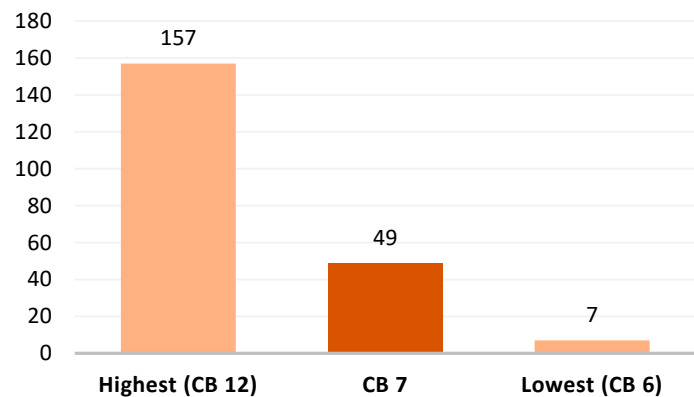
*This percentage excludes reports with missing relationship field.

2019 Family-Related Domestic Incident Reports (DIRs) in Queens



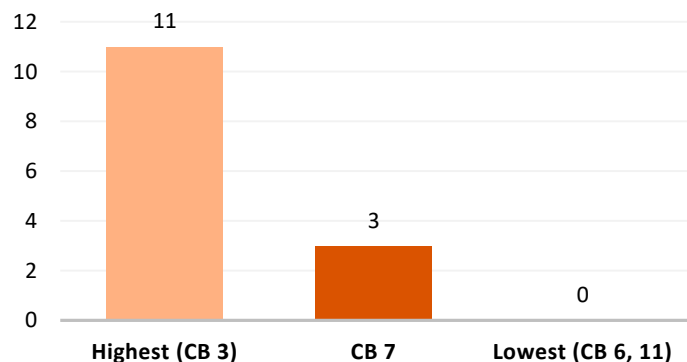
- 2** In 2019, there were **49 family-related felony assaults**, comprising **39%** of the neighborhood's domestic violence felony assaults.

2019 Family-Related Felony Assaults in Queens



- 3** In 2019, there was **3 family-related rape**, comprising **20%** of the neighborhood's domestic violence rapes.

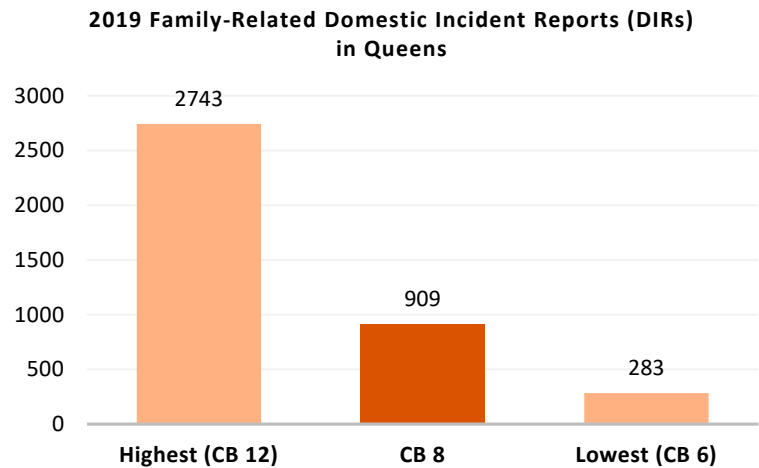
2019 Family-Related Rapes in the Queens



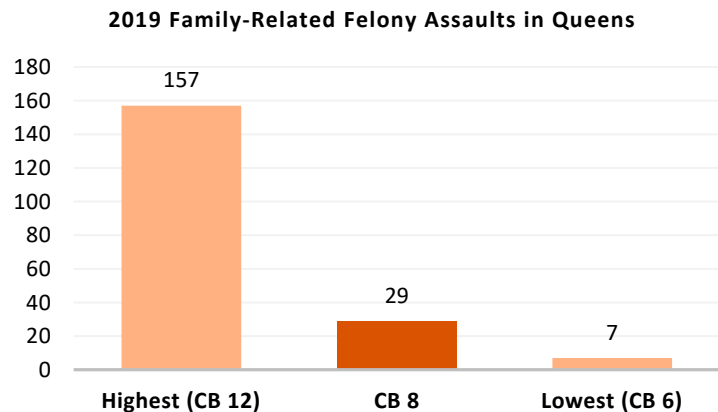
COMMUNITY BOARD 8: Hillcrest and Fresh Meadows

- 1 In 2019, there were **909 family-related domestic incident reports** in Queens Community Board 8, comprising **39%*** of the neighborhood's domestic incident reports.

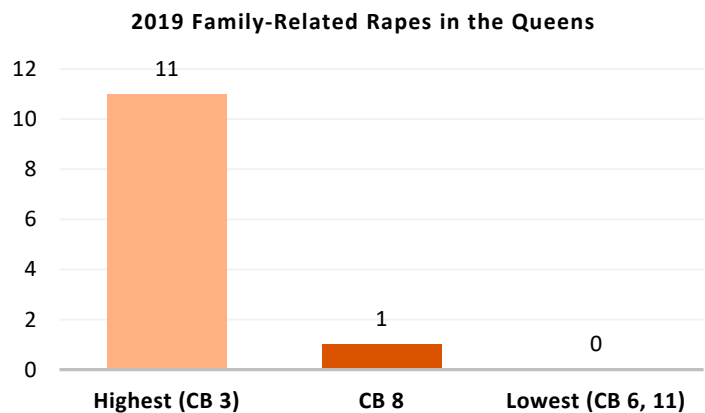
*This percentage excludes reports with missing relationship field.



- 2 In 2019, there were **29 family-related felony assaults**, comprising **35%** of the neighborhood's domestic violence felony assaults.



- 3 In 2019, there were **1 family-related rapes**, comprising **9%** of the neighborhood's domestic violence rapes.

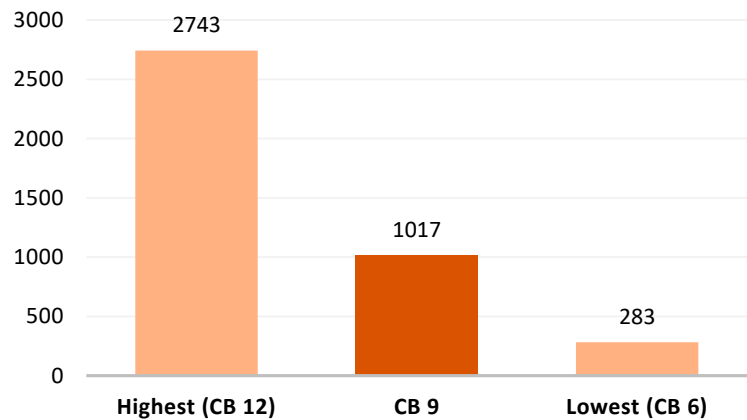


COMMUNITY BOARD 9: Kew Gardens and Woodhaven

- 1** In 2019, there were **1,017 family-related domestic incident reports** in Queens Community Board 9, comprising **36%*** of the neighborhood's domestic incident reports.

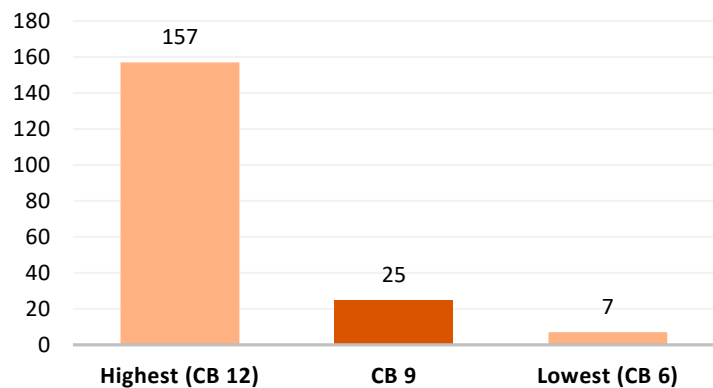
*This percentage excludes reports with missing relationship field.

2019 Family-Related Domestic Incident Reports (DIRs) in Queens



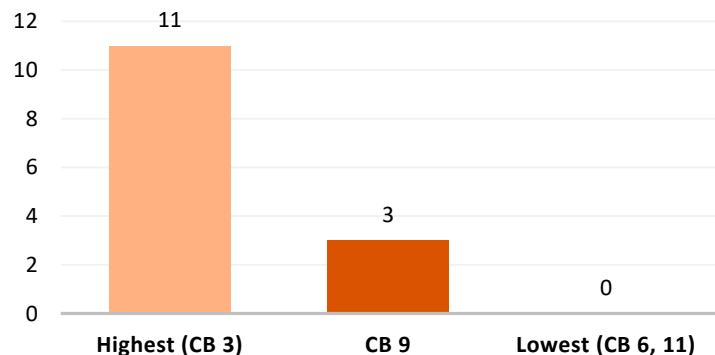
- 2** In 2019, there were **25 family-related felony assaults**, comprising **36%** of the neighborhood's domestic violence felony assaults.

2019 Family-Related Felony Assaults in Queens



- 3** In 2019, there were **3 family-related rapes**, comprising **23%** of the neighborhood's domestic violence rapes.

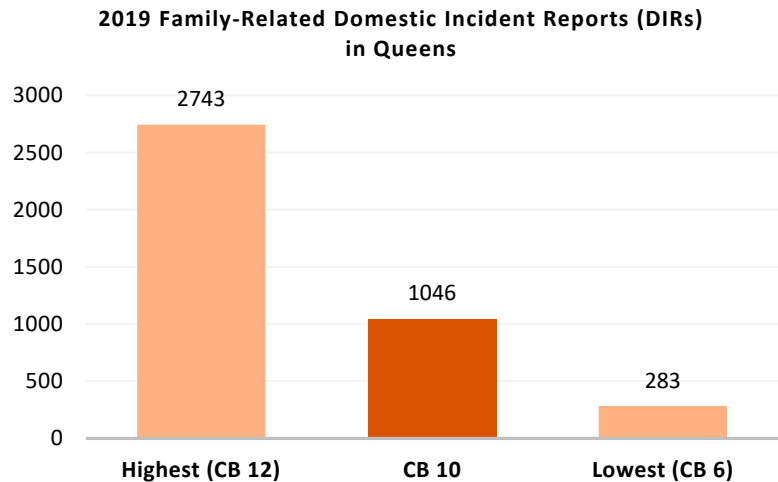
2019 Family-Related Rapes in the Queens



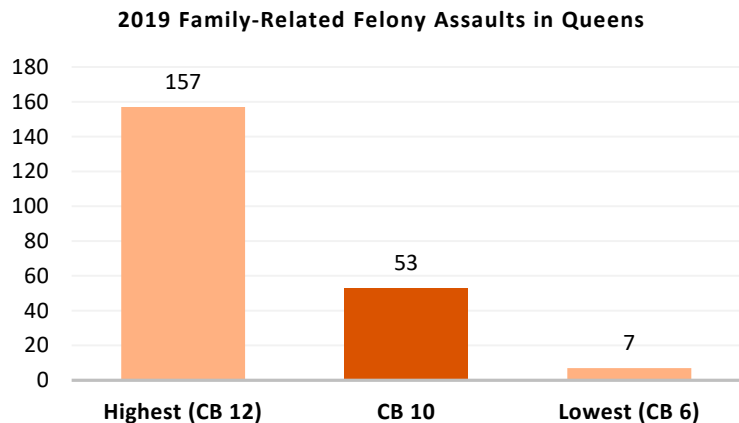
COMMUNITY BOARD 10: South Ozone Park and Howard Beach

- 1** In 2019, there were **1,046 family-related domestic incident reports** in Queens Community Board 10, comprising **36%*** of the neighborhood's domestic incident reports.

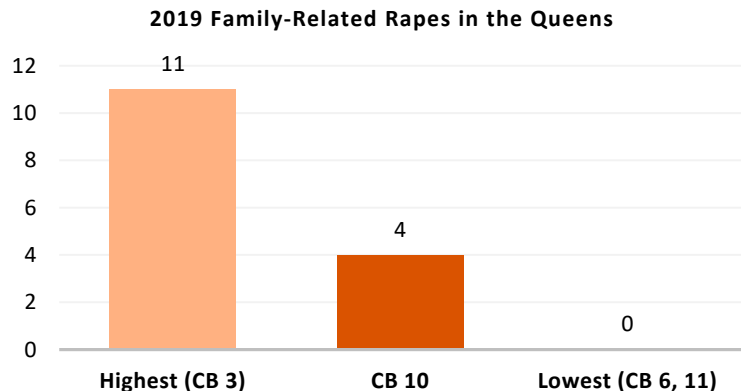
*This percentage excludes reports with missing relationship field.



- 2** In 2019, there were **53 family-related felony assaults**, comprising **34%** of the neighborhood's domestic violence felony assaults.



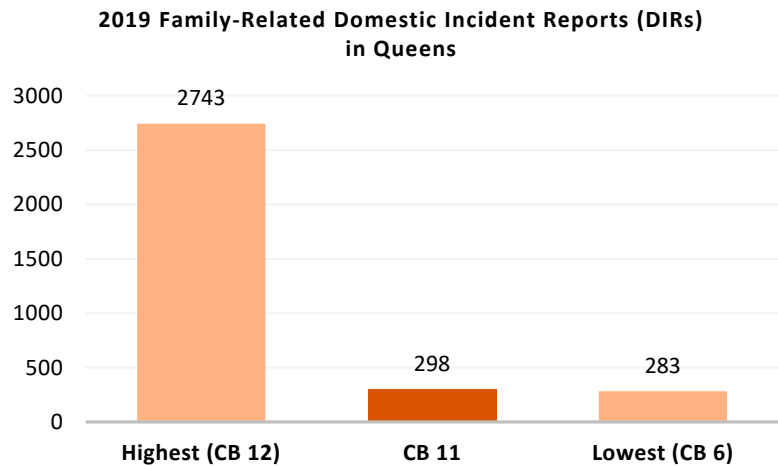
- 3** In 2019, there was **4 family-related rape**, comprising **44%** of the neighborhood's domestic violence rapes.



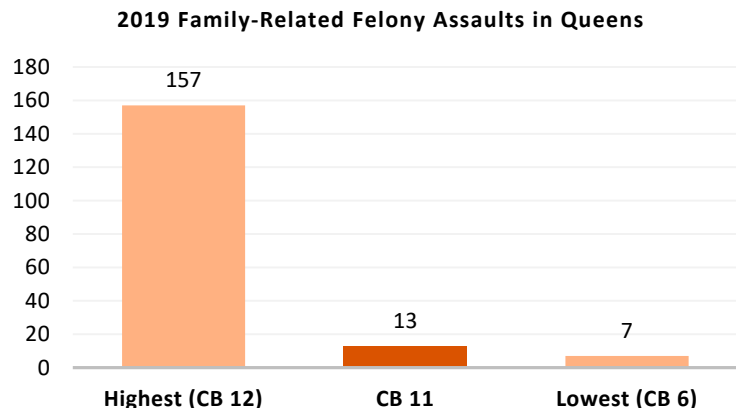
COMMUNITY BOARD 11: Bayside and Little Neck

- 1 In 2019, there were **298 family-related domestic incident reports** in Queens Community Board 11, comprising **35%*** of the neighborhood's domestic incident reports.

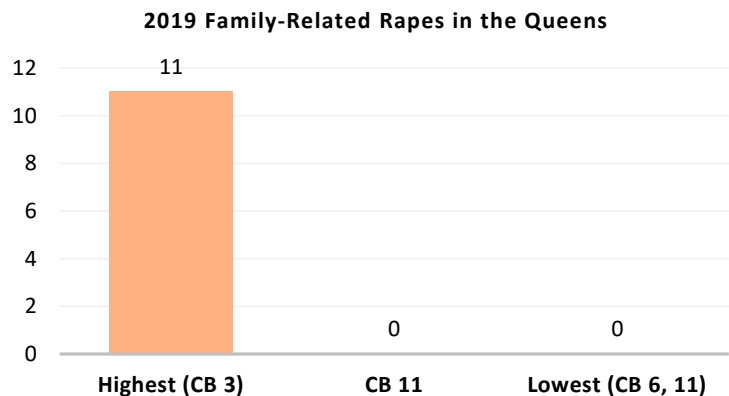
*This percentage excludes reports with missing relationship field.



- 2 In 2019, there were **13 family-related felony assaults**, comprising **33%** of the neighborhood's domestic violence felony assaults.



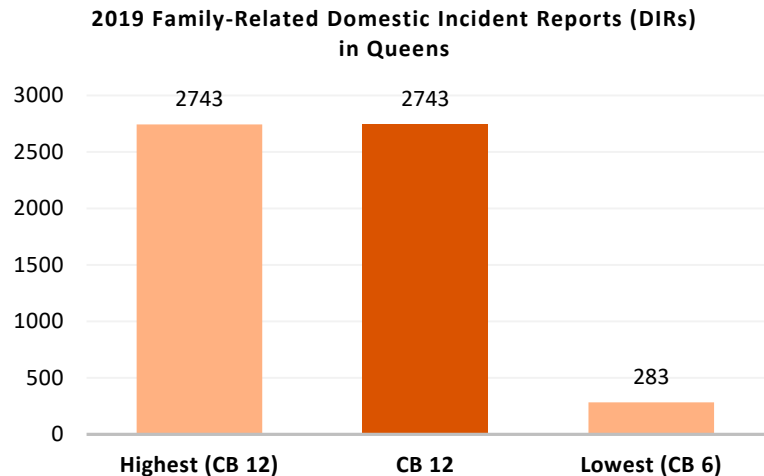
- 3 In 2019, there were **0 family-related rapes**, comprising **0%** of the neighborhood's domestic violence rapes.



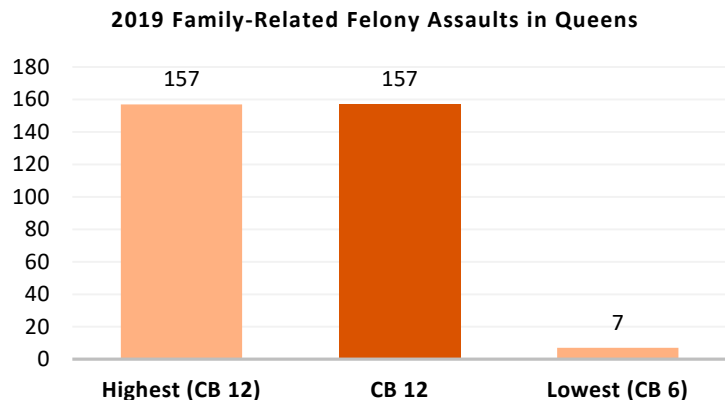
COMMUNITY BOARD 12: Jamaica and Hollis

- 1 In 2019, there were **2,743 family-related domestic incident reports** in Queens Community Board 12, comprising **39%*** of the neighborhood's domestic incident reports.

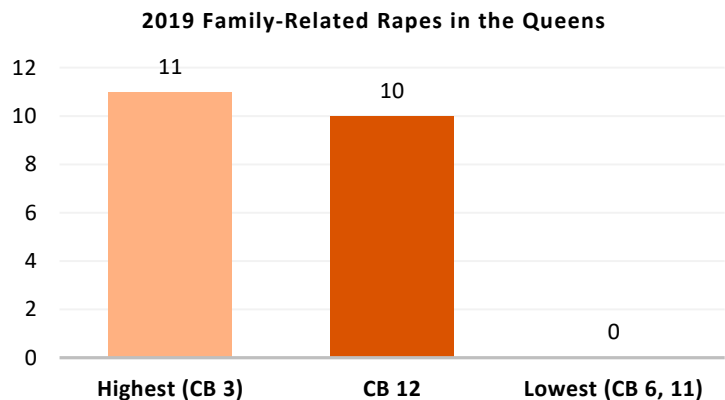
*This percentage excludes reports with missing relationship field.



- 2 In 2019, there were **157 family-related felony assaults**, comprising **42%** of the neighborhood's domestic violence felony assaults.



- 3 In 2019, there were **10 family-related rapes**, comprising **33%** of the neighborhood's domestic violence rapes.

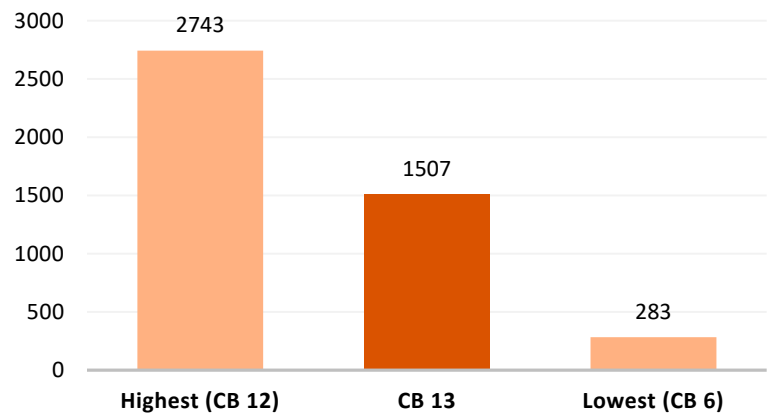


COMMUNITY BOARD 13: Queens Village

- 1** In 2019, there were **1,507 family-related domestic incident reports** in Queens Community Board 13, comprising **42%*** of the neighborhood's domestic incident reports.

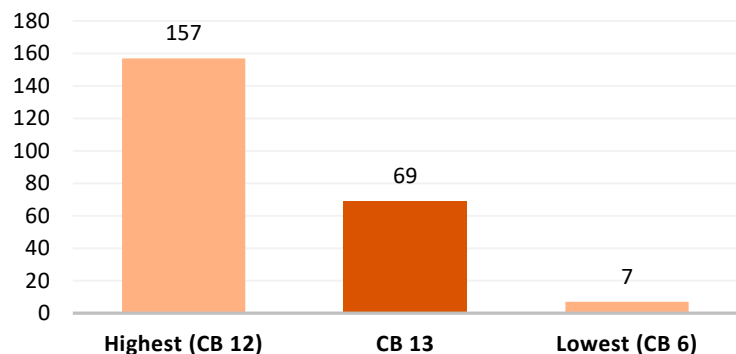
*This percentage excludes reports with missing relationship field.

2019 Family-Related Domestic Incident Reports (DIRs)
in Queens



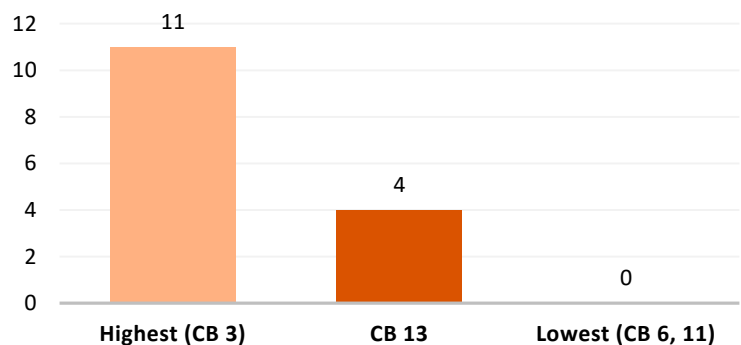
- 2** In 2019, there were **69 family-related felony assaults**, comprising **45%** of the neighborhood's domestic violence felony assaults.

2019 Family-Related Felony Assaults in Queens



- 3** In 2019, there were **4 family-related rapes**, comprising **31%** of the neighborhood's domestic violence rapes.

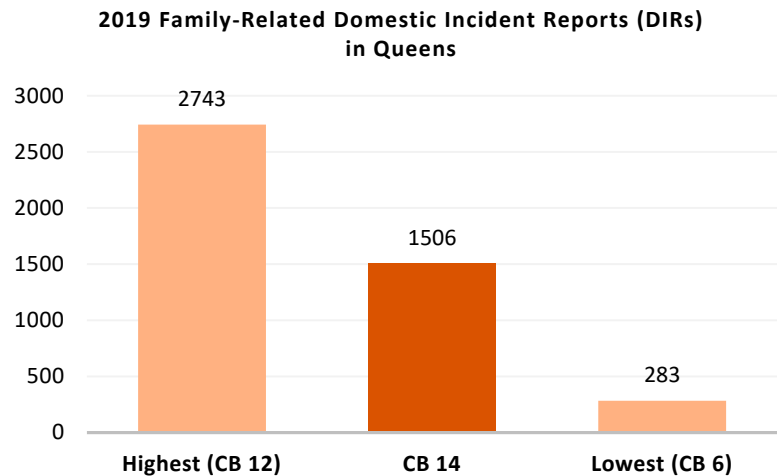
2019 Family-Related Rapes in the Queens



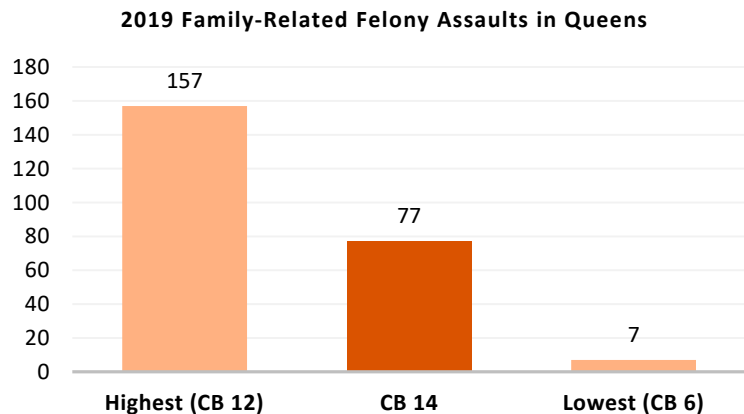
COMMUNITY BOARD 14: Rockaway and Broad Channel

- 1** In 2019, there were **1,506 family-related domestic incident reports** in Queens Community Board 14, comprising **35%*** of the neighborhood's domestic incident reports.

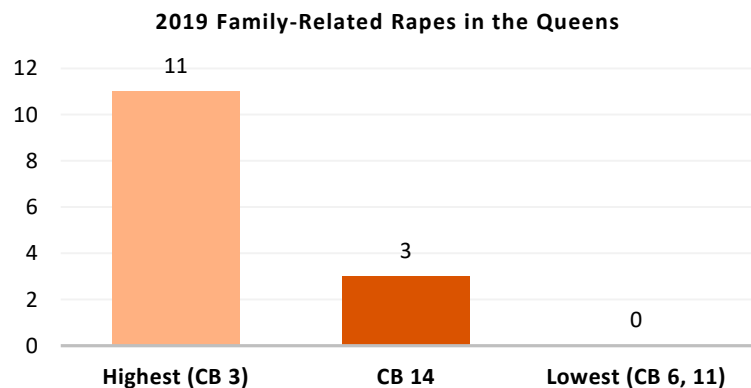
*This percentage excludes reports with missing relationship field.



- 2** In 2019, there were **77 family-related felony assaults**, comprising **33%** of the neighborhood's domestic violence felony assaults.



- 3** In 2019, there were **3 family-related rapes**, comprising **19%** of the neighborhood's domestic violence rapes.



Staten Island:

Family-related violence snapshot

1 In 2019, there were **3,541 family-related domestic incident reports (DIRs)** in Staten Island. These comprised **37%*** of the borough's domestic incident reports.

*This percentage excludes reports with missing relationship field.

2 In 2019, there were **89 family-related felony assaults** in Staten Island. These comprised **38%** of the borough's domestic violence felony assaults.

3 In 2019, there were **10 family-related rapes** in Staten Island. These comprised **36%** of the borough's domestic violence rapes.

4

HELP IS AVAILABLE

In the case of an emergency, call 911.

For information and non-emergency services, call 311 or the NYC Domestic Violence Hotline at 1-800-621-HOPE (4673).

Find resources and support in NYC at nyc.gov/nychope.

For walk-in services, visit one of the NYC Family Justice Centers.

NYC Family Justice Center, Staten Island

Address: 126 Stuyvesant Place, Staten Island, NY 10301

Across the street from the Staten Island Ferry and Staten Island Railway.

Bus: S40, S42, S44, S46, S48, S51, S52, S61, S62, S66, S74, S76 and S78.

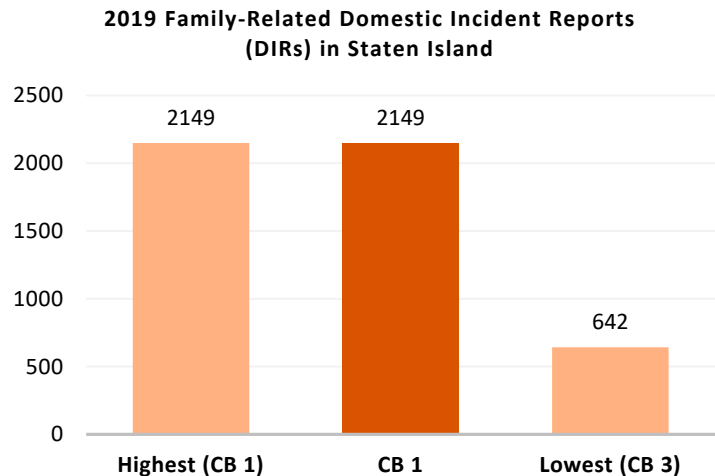
Limited Bus: S81, S84, S86, S90, S91, S94, S96 and S98

Services are free and confidential. All are welcome regardless of gender identity or expression, sexual orientation, language, or immigration status.

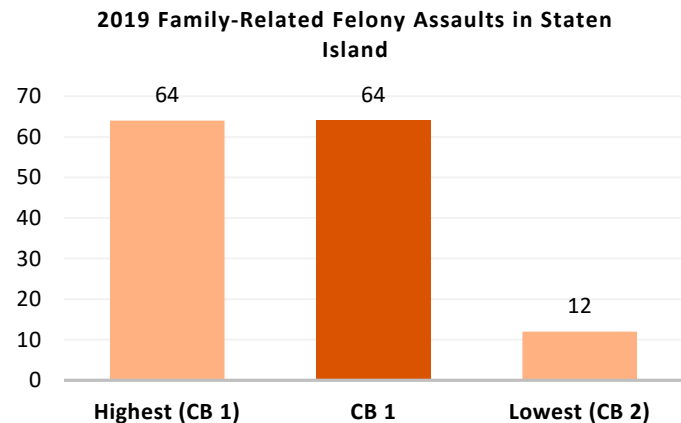
COMMUNITY BOARD 1: St. George and Stapleton

- 1** In 2019, there were **2,149 family-related domestic incident reports** in Staten Island Community Board 1, comprising **37%*** of the neighborhood's domestic incident reports.

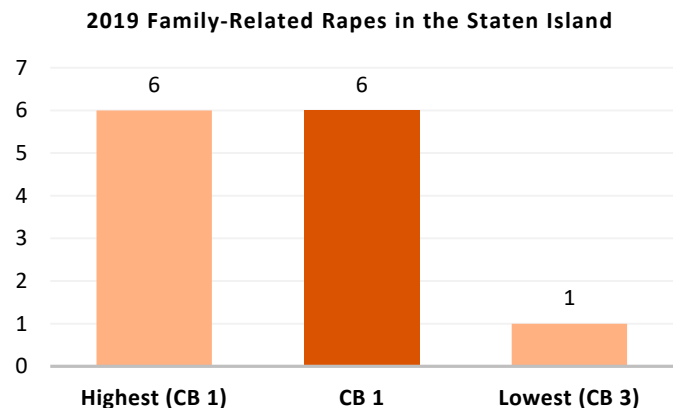
*This percentage excludes reports with missing relationship field.



- 2** In 2019, there were **64 family-related felony assaults**, comprising **40%** of the neighborhood's domestic violence felony assaults.



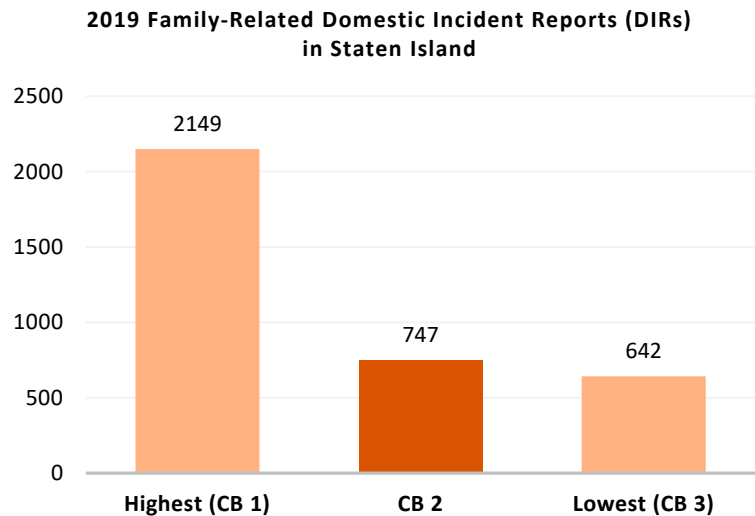
- 3** In 2019, there were **6 family-related rapes**, comprising **35%** of the neighborhood's domestic violence rapes.



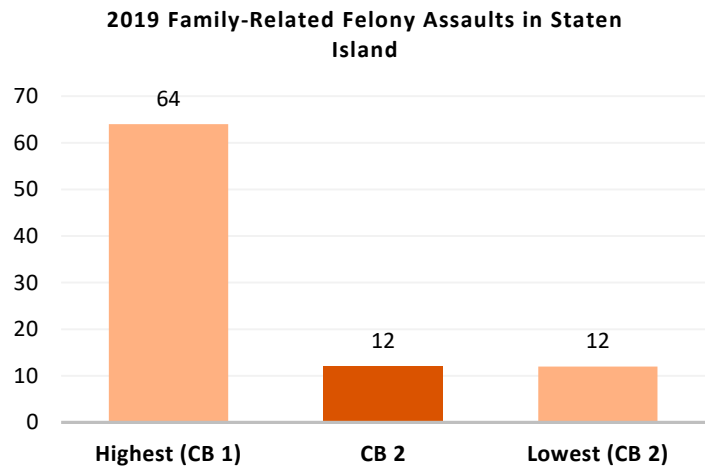
COMMUNITY BOARD 2: South Beach and Willowbrook

- 1** In 2019, there were **747 family-related domestic incident reports** in Staten Island Community Board 2, comprising **38%*** of the neighborhood's domestic incident reports.

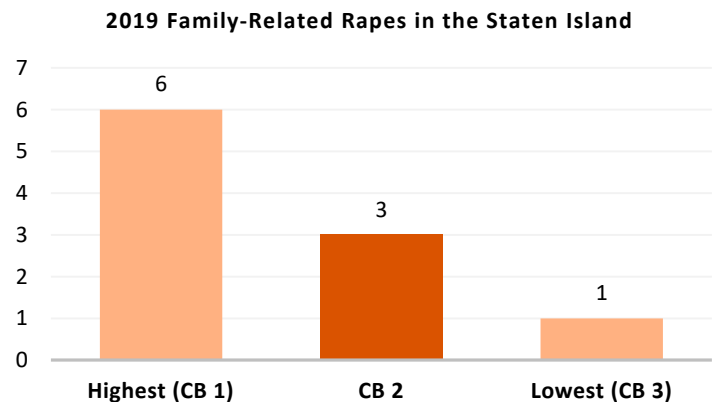
*This percentage excludes reports with missing relationship field.



- 2** In 2019, there were **12 family-related felony assaults**, comprising **32%** of the neighborhood's domestic violence felony assaults.



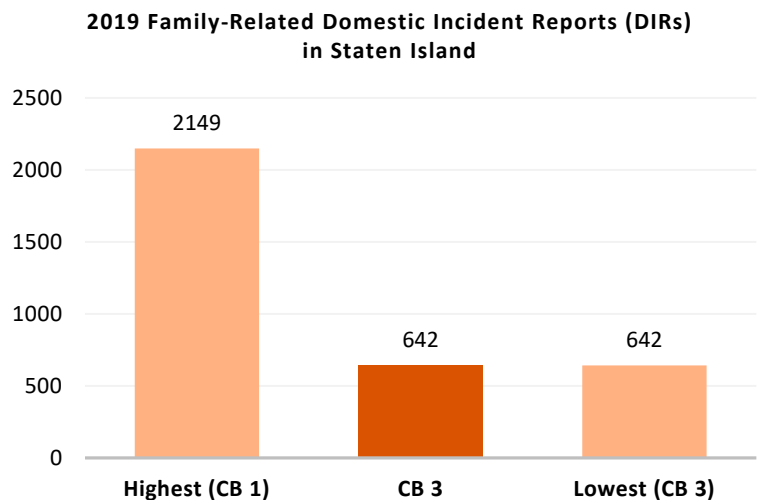
- 3** In 2019, there was **3 family-related rape**, comprising **37%** of the neighborhood's domestic violence rapes.



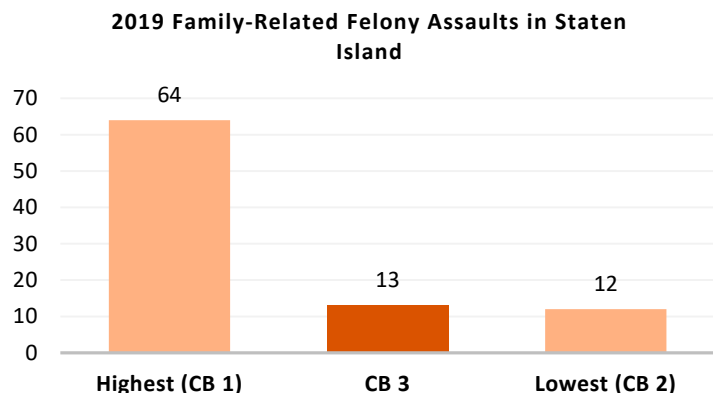
COMMUNITY BOARD 3: Tottenville and Great Kills

- 1** In 2019, there were **642 family-related domestic incident reports** in Staten Island Community Board 3, comprising **35%*** of the neighborhood's domestic incident reports.

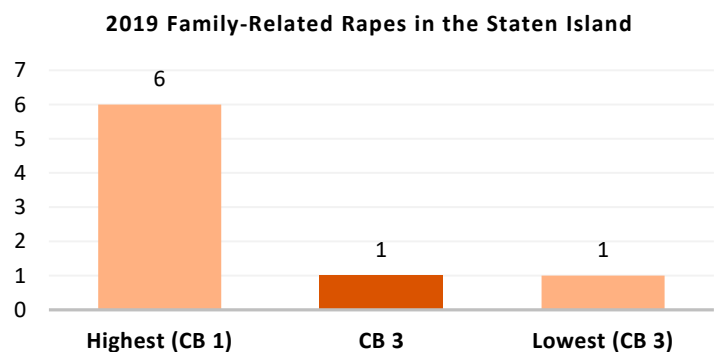
*This percentage excludes reports with missing relationship field.



- 2** In 2019, there were **13 family-related felony assaults**, comprising **34%** of the neighborhood's domestic violence felony assaults.



- 3** In 2019, there was **1 family-related rape**, comprising **33%** of the neighborhood's domestic violence rapes.



Appendix

2019 Family-Related Domestic Incident Reports, Domestic Violence Felony Assault Offenses, and Domestic Violence Rape Offenses by Community Board District ¹						
Community Board (CB) District	Family-Related Domestic Incident Reports	Total Domestic Incident Reports ²	Family-Related Felony Assault Offenses	Total Domestic Violence-related Felony Assault Offenses	Family-Related Rape Offenses	Total Domestic Violence-related Rape Offenses
Bronx						
1	1875	5114	70	231	7	12
2	635	1930	24	91	2	11
3	1964	4968	49	200	3	7
4	1691	4537	95	295	4	13
5	1681	5719	67	217	7	19
6	1130	3345	39	131	8	19
7	1304	4004	73	216	5	19
8	523	1479	16	50	2	7
9	2085	5442	90	284	5	16
10	1049	2742	50	120	1	7
11	843	2628	37	113	7	14
12	1886	5398	89	307	8	17
Parks, airports, etc. ³	8	28	0	0	0	0
CB unknown	1	6	0	0	0	0
Total	16675	47340	699	2255	59	161
Brooklyn						
1	881	2607	31	99	0	5
2	762	2318	30	97	2	7
3	2071	5219	88	236	8	16
4	946	2577	39	129	8	17
5	2471	6569	94	332	10	25
6	655	1717	18	50	1	2
7	505	1464	31	101	7	16
8	1080	2910	28	87	3	5

¹ NYC ENDGBV analyzed NYPD data on domestic violence. Incidents were separated into intimate partner violence (IPV) and family-related based on the following suspect-victim relationship categories:

IPV — boyfriend, common law husband, common law wife, divorced, ex-boyfriend, ex-girlfriend, fiance/fiancee, former intimate partner, formerly married, girlfriend, husband, intimate partner/dating, married, parents boyfriend/girlfriend, same sex partner, wife

Family-related — aunt, brother, child of victim, daughter, father, grandchild, grandfather, grandmother, guardian, in-law, mother, nephew, niece, other relative, parent of victim, relative, sister, son, step-father/mother, uncle

² This percentage excludes reports with missing relationship field.

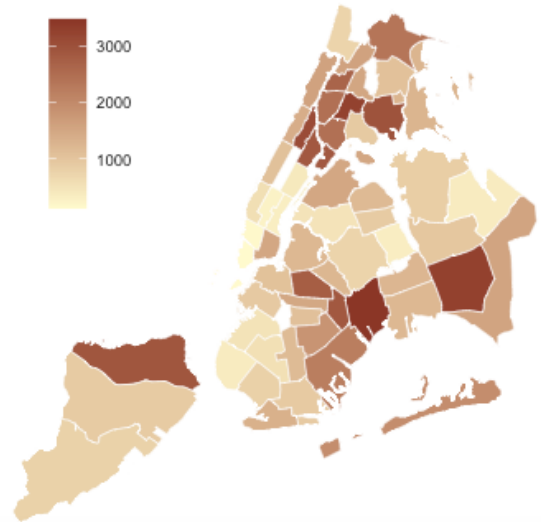
³ This category (Parks, airports, etc.) includes public parks, waterways, major governmental installations, and similar land uses which are not located within bounding community districts, indicated by the NYC Department of City Planning as Joint Interest Areas.

9	811	2153	31	98	0	3
10	292	996	13	55	0	5
11	525	1633	23	52	5	12
12	526	1288	17	50	4	11
13	1018	2523	27	93	6	9
14	1064	2470	30	77	4	11
15	726	1962	22	69	0	4
16	1837	4889	78	203	5	13
17	1547	4067	81	205	5	24
18	1795	4316	51	132	4	15
Parks, airports, etc. ³	12	47	1	4	0	0
CB unknown	0	0	0	0	0	0
Total	19524	51725	733	2169	72	200
Manhattan						
1	101	645	2	14	0	4
2	125	721	2	23	0	2
3	1264	3031	47	129	3	7
4	450	1847	19	72	2	8
5	189	1130	3	30	1	4
6	270	1027	4	31	0	2
7	771	2075	28	76	0	6
8	338	1219	16	45	0	3
9	1114	2570	34	84	4	8
10	2281	5351	72	193	9	15
11	2201	5496	72	210	9	18
12	1214	3272	44	136	6	15
Parks, airports, etc. ³	9	36	1	2	0	0
CB unknown	0	0	0	0	0	0
Total	10327	28420	344	1045	34	92
Queens						
1	1159	3100	50	133	1	7
2	420	1473	17	59	3	6
3	953	2785	50	138	11	30
4	705	2351	43	130	5	16
5	565	1905	27	97	3	12
6	283	931	7	23	0	2
7	788	2387	49	126	3	15
8	909	2311	29	82	1	11
9	1017	2842	25	69	3	13
10	1046	2895	53	154	4	9
11	298	841	13	39	0	2
12	2743	7056	157	378	10	30
13	1507	3590	69	155	4	13
14	1506	4307	77	230	3	16
Parks, airports,	8	36	1	3	0	1

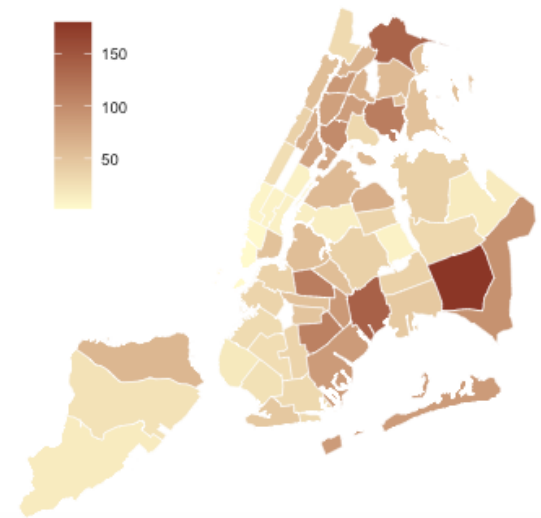
etc. ³						
CB unknown	2	2	0	2	0	0
Total	13909	38812	667	1818	51	183
Staten Island						
1	2149	5789	64	159	6	17
2	747	1961	12	38	3	8
3	642	1841	13	38	1	3
Parks, airports, etc. ³	3	8	0	0	0	0
CB unknown	0	0	0	0	0	0
Total	3541	9599	89	235	10	28
CITYWIDE						
Total	63976	175896	2532	7522	226	664

Maps

Map of 2019 Family-Related
Domestic Incident Reports
(DIRs) by Community Board
District



Map of 2019 Family-Related
Felony Assaults by Community
Board District



Map of 2019 Family-Related
Rapes by Community Board
District

