

Key Findings

The analysis in this brief utilized New York City Police Department (NYPD) count data from calendar years 2017, 2018 and 2019 for the following domestic violence related offenses: homicide, felony rape, felony assault, sex offenses, strangulation and stalking.¹ In this brief, two types of relationships comprise domestic violence: (1) intimate partner – individuals who are currently or formerly married, divorced, dating, boyfriend/girlfriend or who have a child in common and (2) other family – individuals who are related by marriage or blood, such as parents/children, siblings, grandparents/grandchildren, cousins, and in-laws. For each domestic violence offense, the NYPD provided counts by race/ethnicity and sex of the victim. The data was provided for race/ethnicity and sex independently so the data could not be cross-tabbed. The following are key findings of the analysis:

Race/Ethnicity of Victim

- 1. Blacks, who account for 21.9% of New York City's population, account for:**
 - a. 45.0% of domestic violence related homicide victims.
 - b. 33.4% of domestic violence related rape victims.
 - c. 33.8% of domestic violence related sex offense victims.
 - d. 46.4% of domestic violence related felony assault victims.
 - e. 44.1% of domestic violence related strangulation victims.
 - f. 26.1% of domestic violence related stalking victims.
- 2. Hispanics, who account for 29.2% of New York City's population, account for:**
 - a. 42.7% of domestic violence related rape victims.
 - b. 42.6% of domestic violence related sex offense victims.

Sex of Victim

- 1. Females, who account for 52.3% of New York City's population, account for:**
 - a. 99.2% of domestic violence related rape victims.
 - b. 72.5% of domestic violence related sexual offense victims.
 - c. 91.0% of domestic violence related strangulation victims.
 - d. 87.4% of domestic violence related stalking victims.

The Analysis

The race/ethnicity analysis shows that Black New Yorkers are disproportionately impacted across every domestic violence offense analyzed. Sometimes, as in the disproportionate impact associated with domestic violence homicide, felony assault and strangulation, the impact is double than would be expected based on population. Other marginalized groups, such as Hispanics, experienced disproportionate impacts as they relate to domestic violence rapes and sex offenses.

While still indicating an elevated risk for Hispanic victims, the race/ethnicity disparities for domestic violence related stalking offenses were not as great compared to other domestic violence offenses. Whites accounted for 30.9% of domestic violence related stalking offense victims, while for other domestic violence offenses Whites accounted for no more than 12% of victims. The difference in the race/ethnicity of stalking victims compared to the race/ethnicity of victims of other domestic violence offenses is something that should be explored further, especially considering that experiencing stalking is known to be a high risk factor for domestic violence homicide.²

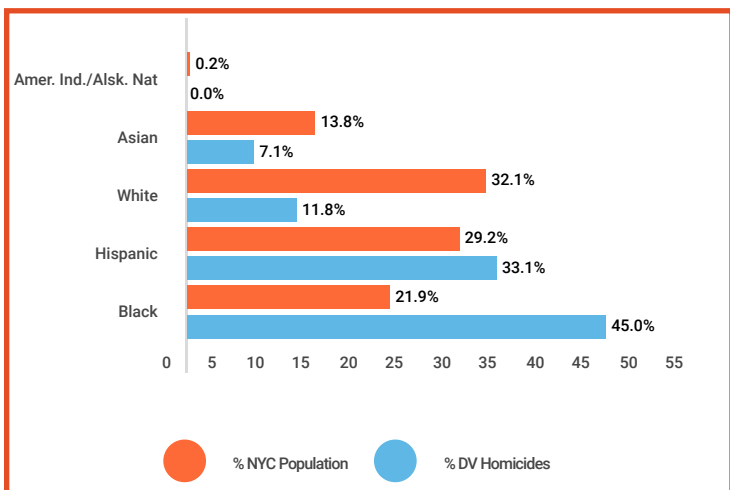
The sex analysis shows that domestic violence related rapes, strangulations, stalking and the vast majority of sex offenses disproportionately affect females. While the disparities for females were not as great for domestic violence homicides or felony assaults, this might be due to the inclusion of child victims within the domestic violence count data. The work of the NYC Domestic Violence Fatality Review Committee (FRC) reflects that almost 1 in 5 domestic violence homicides involve a child 17 or younger; and, the majority of those victims are male. Further refinement of the analysis to reflect children and adults might help bring into better focus the existing sex-based disparities.

NYC Domestic Violence Related Homicides: 2017 -2019³

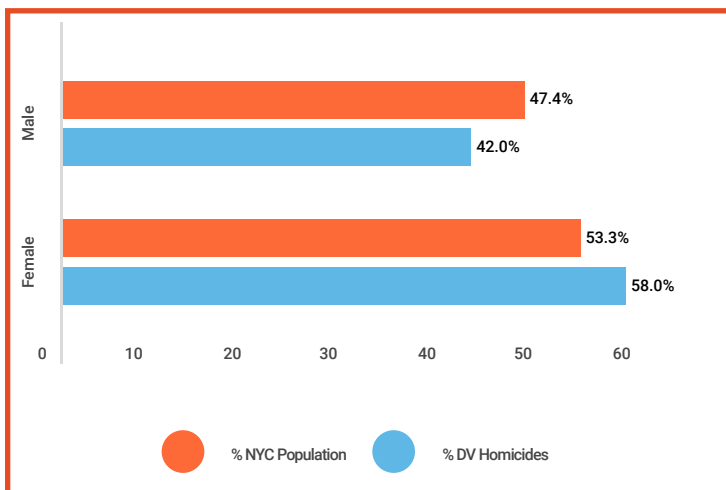
Race/Ethnicity: Blacks are disproportionately affected by domestic violence related homicides. Blacks account for 45% of domestic violence related homicide victims, while accounting for 21.9% of NYC’s population.

Sex: Females are disproportionately affected by domestic violence related homicides. Females account for 58% of domestic violence related homicide victims, while accounting for 52.3% of NYC’s population.

Race/Ethnicity



Sex

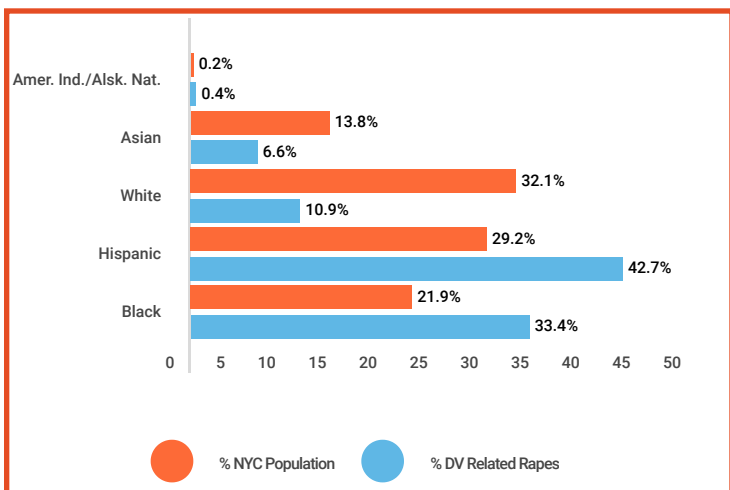


NYC Domestic Violence Related Rapes: 2017 -2019

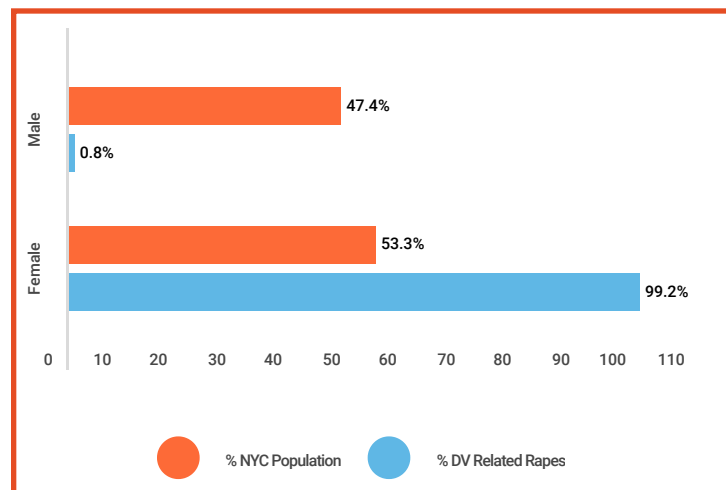
Race/Ethnicity: Hispanics and Blacks are disproportionately affected by domestic violence related rapes. Hispanics account for 42.7% and Blacks for 33.4% of domestic violence related rape victims, while accounting for 29.2% and 21.9% of NYC’s population, respectively.

Sex: Females are disproportionately affected by domestic violence related rapes. Females account for almost all (99.2%) of domestic violence related rape victims, while accounting for 52.3% of NYC’s population.

Race/Ethnicity



Sex

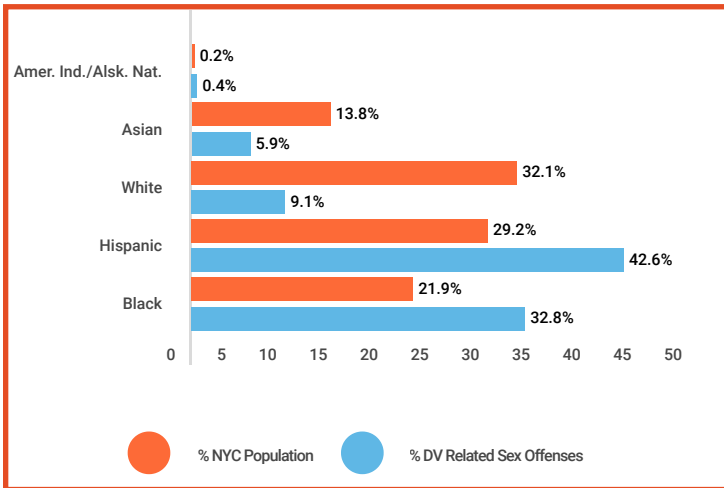


NYC Domestic Violence Related Sex Offenses: 2017 -2019

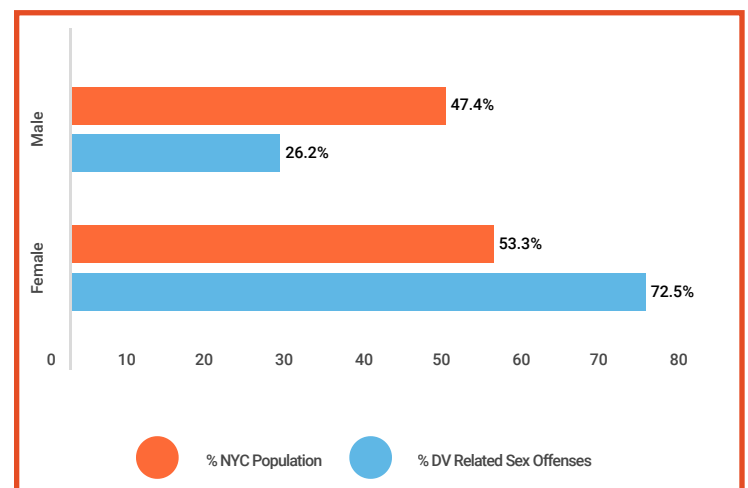
Race/Ethnicity: Hispanics and Blacks are disproportionately affected by domestic violence related sex offenses. Hispanics account for 42.6% and Blacks 32.8% of domestic violence related sex offense victims, while accounting for 29.2% and 21.9% of NYC’s population, respectively.

Sex: Females are disproportionately affected by domestic violence related sex offenses. Females account for almost 3 out of 4 (72.4%) domestic violence related sex offense victims, while accounting for 52.3% of NYC’s population.

Race/Ethnicity



Sex

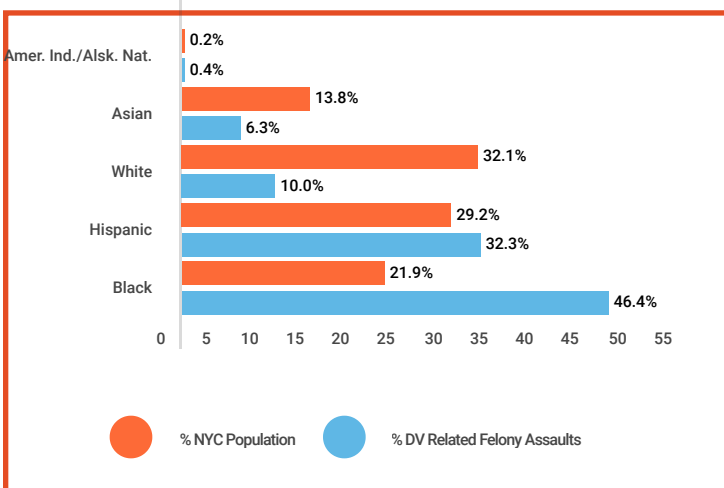


NYC Domestic Violence Related Felony Assault Offenses: 2017 -2019

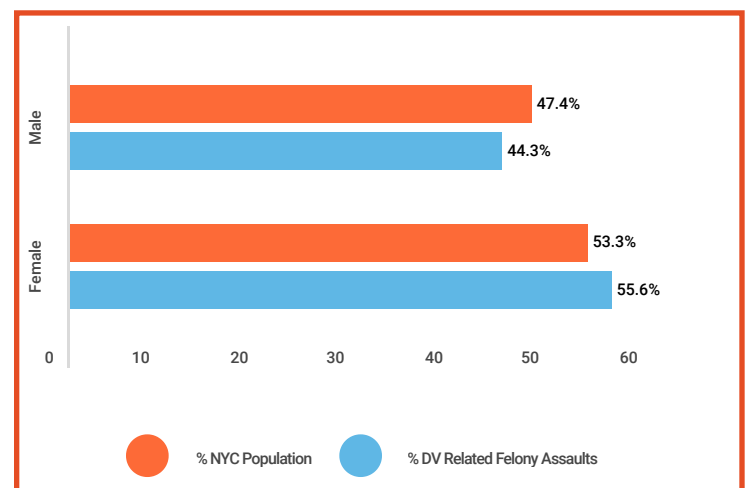
Race/Ethnicity: Blacks are disproportionately affected by domestic violence related felony assaults. Blacks account for 46.4% of domestic violence related felony assault victims, while accounting for 21.9% of NYC’s population.

Sex: The sex disparities for sex are not as great with domestic violence related felony assaults compared to other domestic violence offenses. Females account for 55.6% of domestic violence related felony assault victims, while accounting for 52.3% of NYC’s population.

Race/Ethnicity



Sex

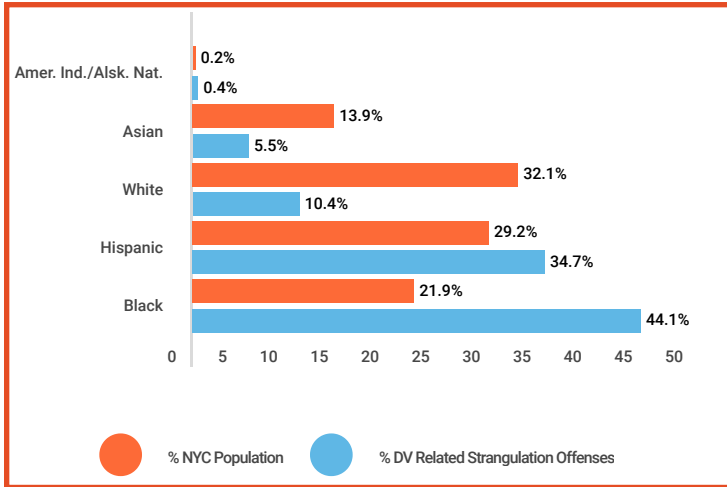


NYC Domestic Violence Related Felony Strangulation Offenses: 2017 -2019

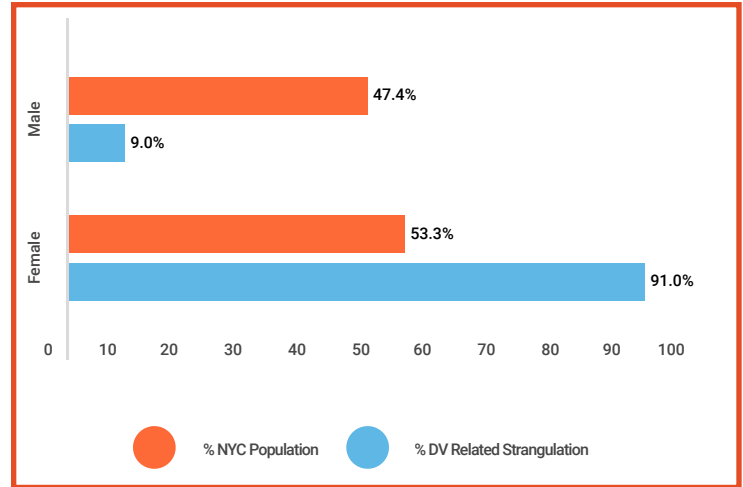
Race/Ethnicity: Blacks are disproportionately affected by domestic violence related strangulations. Blacks account for 44.1% of domestic violence related strangulation victims, while accounting for 21.9% of NYC’s population.

Sex: Females are disproportionately affected by domestic violence related strangulations. Females account for more than 9 of 10 (91%) of domestic violence related strangulation victims, while accounting for 52.3% of NYC’s population.

Race/Ethnicity



Sex

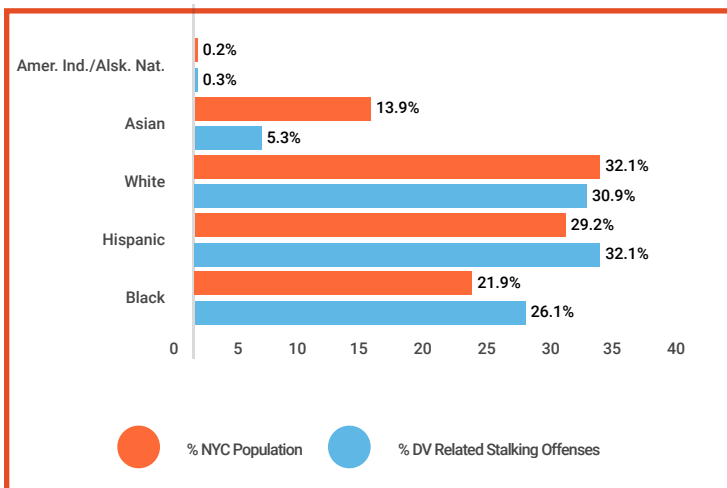


NYC Domestic Violence Related Stalking Offenses: 2017 -2019

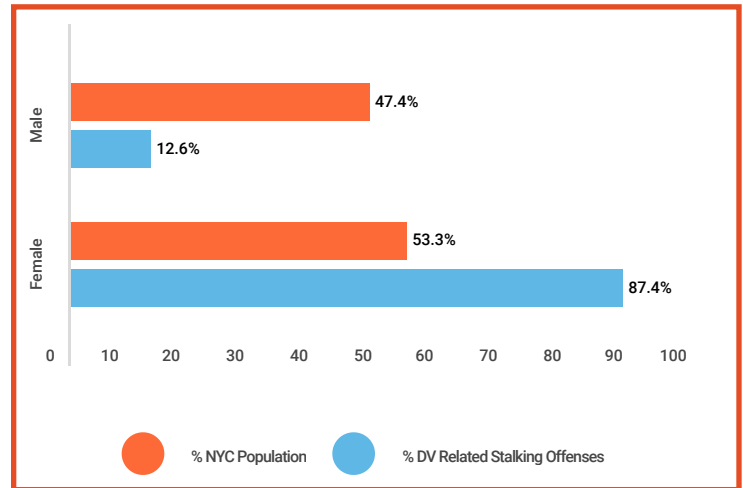
Race/Ethnicity: The race/ethnicity disparities are not as great in domestic violence related stalking offenses. Hispanics are slightly disproportionately affected by domestic violence related stalking as they account for 32.1% of the victims, while accounting for 29.1% of NYC's population.

Sex: Females are disproportionately affected by domestic violence related stalking. Females account for almost 9 of 10 (87.4%) of domestic violence related stalking victims, while accounting for 52.3% of NYC's population.

Race/Ethnicity



Sex



Notes

¹Sex offenses include aggravated sexual abuse, child endangering welfare, course of sexual conduct against a child, obscene material under 17, sexual abuse, sexual misconduct and sodomy. Strangulation is not included in the felony assault counts. Strangulation includes felony strangulation and criminal obstruction of breathing which is a misdemeanor. Stalking includes felony stalking and misdemeanor stalking.

² Judith McFarlane et al., "Stalking and Intimate Partner Femicide," *Homicide Studies* 3, no. 4 (1999).

³ United States Census Bureau, *American Community Survey, Demographics and Housing Estimates (Table DP05), 2018 5- Year Estimates*. For population, calculation used Hispanic or Latino, White Alone, Black or African American Alone, American Indian or Alaska Native Alone, Asian Alone, and Native Hawaiian or Pacific Islander Alone. It is noted that based on race alone, and not accounting for Hispanic or Latino, New York City's demographics are: White 45.1%, Black 25.9%, American Indian or Alaska Native 1.1%, Asian 15.2%, Native Hawaiian or Pacific Islander 0.2% and some other race 16.3%.

Report Published September 2020