

2023 Key Highlights

- In New York City, there were 73 domestic violence homicides, which included 32 intimate partner homicides and 41 family homicides.
- The New York City Police Department responded to 245,018 domestic incident reports (DIRs). Of these DIR reports, 116,878 were intimate partner-related and 89,223 were family-related. The relationship type was unknown for the remaining 38,927 DIRs.
- The New York City Family Justice Centers assisted 16,059 clients and had 49,163 client visits.
- The NYC HOPE Resource Directory online had 80,036 visits and 37,322 new visitors.
- The ENDGBV Training Team conducted 101 trainings.
- The ENDGBV Outreach Team conducted 111 citywide outreach events.

New York City Intimate Partner Homicides and Domestic Incident Reports

Table 1: Intimate Partner Homicides

Borough	2022	2023
Bronx	11	6
Brooklyn	13	15
Manhattan	4	3
Queens	3	5
Staten Island	0	3
Total	31	32

Table 2: Intimate Partner Domestic Incident Reports

Borough	2022	2023
Bronx	32,376	31,286
Brooklyn	34,481	33,708
Manhattan	18,446	17,928
Queens	27,292	27,579
Staten Island	6,609	6,377
Total	119,204	116,878

New York City Family Homicides and Domestic Incident Reports

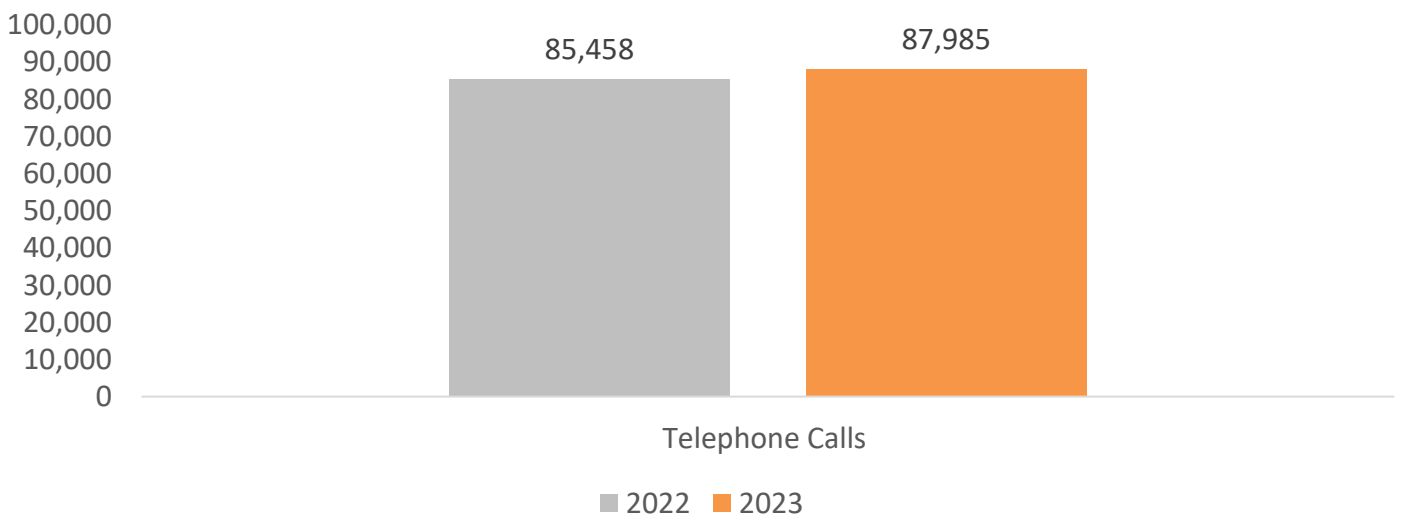
Table 3: Family Homicides

Borough	2022	2023
Bronx	7	12
Brooklyn	15	14
Manhattan	6	3
Queens	10	11
Staten Island	2	1
Total	40	41

Table 4: Family Domestic Incident Reports

Borough	2022	2023
Bronx	24,674	25,209
Brooklyn	25,250	26,424
Manhattan	12,459	13,024
Queens	18,128	19,687
Staten Island	4,598	4,879
Total	85,109	89,223

Chart 1: New York City Domestic Violence Hotline



New York City Family Justice Centers¹

Chart 2: Civil Side Client Visits

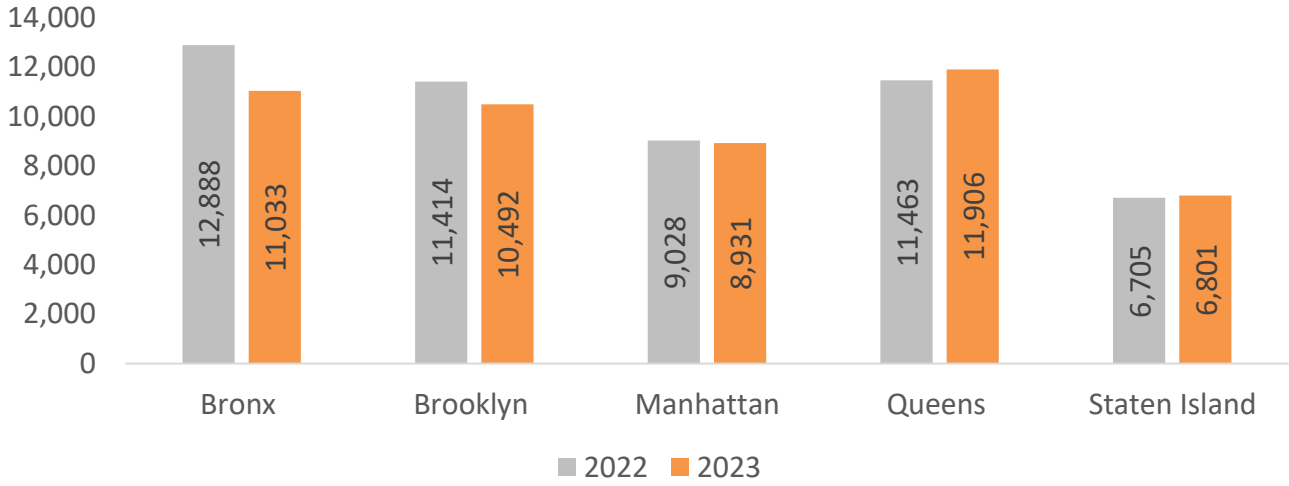
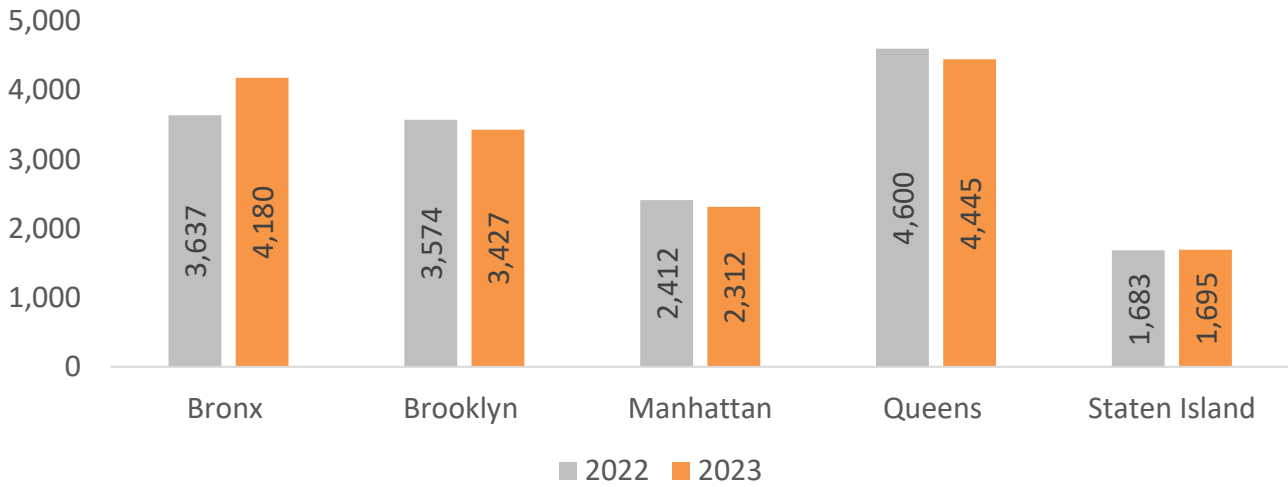


Chart 3: Civil Side Individual Clients



Training Institute

Training Institute

Table 5: Number of Training Conducted

Participant Type	Number of Trainings
City Agency Staff	39
Non-Profit Staff	42
General Audience Training	13
Other	7
Total	101

Community Engagement

Table 6: ENDGBV Community Engagement Activities

Type of Outreach	Number Conducted
Community Outreach/Events	38
Salon Outreach	13
Community Meeting	16
Presentations/Workshops	36
Other Events	8
Total	111

NYC HOPE

Chart 4: NYC HOPE Visits

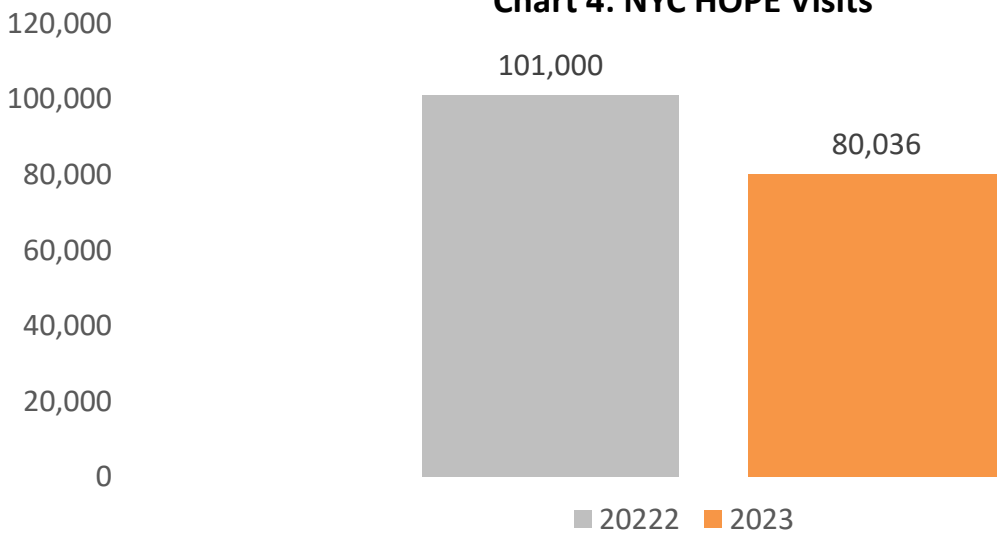
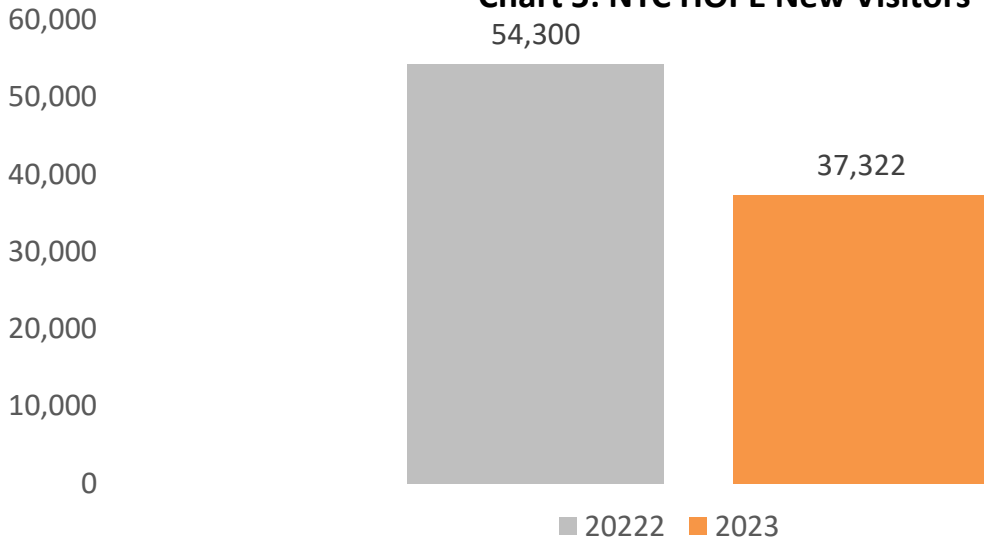


Chart 5: NYC HOPE New Visitors



Contracted Programs

Table 7: Early Victim Engagement Program (EVE): EVE is a victim engagement program that provides critical information to victims at the time of the defendant’s arraignment, enhancing their understanding about the next steps in the criminal justice process as well as providing important information and linkages to non-criminal justice resources and services.

Borough	New Clients Contacted
Bronx	3,342
Staten Island	336
Total	3,678

Table 8: Community-Based Immigration Legal Services Program: Links immigration legal service providers to community-based organizations to increase their capacity to identify civil legal issues, screen for domestic violence, and refer their clients to civil legal services.

Type of Activity	Clients Served
Unique Clients	176
Individuals Trained	535

Table 9: Early-Relationship Abuse Prevention Program (Early-RAPP): A healthy relationship education program that provides workshops to middle school students, staff, and parents/caregivers, reaching students earlier, when relationships most often begin.

Workshop Type	Number of Workshops	Number of Participants
Student	1,751	35,833
Staff	5	47
Parents/Caregiver	17	149
Total	1,773	36,029

Table 10: Mental Health Services in Family Justice Centers (FJCs): A collaboration between ENDGBV and New York City Health+ Hospitals that provides trauma-informed mental health support to survivors of intimate partner violence at the City’s Family Justice Centers, including ongoing individual and group therapy and medication management, through a team that includes a full-time therapist, a part-time psychiatrist, and a full-time program administrator.

Type of Activity	Number
Clients	237
Client Visits	1,836

Table 11: Home+ Program: An innovative program that supports survivor safety by providing free access to high-tech personal alarm systems and locksmith services to domestic violence survivors and their children who want to stay in their homes instead of entering shelter or going somewhere else.²

Type of Activity	Client Served
Personal Alarm	1,446
Locksmith	213

¹The FJCs provide services remotely or in person depending on the needs of the client. ENDGBV is working on more consistent tracking of virtual visits through enhancements to our FJC application. Once these enhancements are implemented in the second half of calendar year 2024, the number of virtual visits recorded should increase.

²Locksmith services were temporarily paused on September 1, 2023.