

2021 INTIMATE PARTNER VIOLENCE SNAPSHOTS

NEW YORK CITY COMMUNITY BOARD DISTRICTS



**Mayor's Office to
End Domestic and
Gender-Based Violence**



TABLE OF CONTENTS

	Page
Introduction	2
Manhattan Community District Snapshots	3
Bronx Community District Snapshots	16
Brooklyn Community District Snapshots	29
Queens Community District Snapshots	48
Staten Island Community District Snapshots	63
Appendix	67

2021 Intimate Partner Violence Snapshots: New York City Community Board Districts

Introduction

This is the eighth annual *Intimate Partner Violence Snapshots: New York City Community Board Districts*, which provides snapshots of intimate partner violence¹ incident and offense statistics for each community board district in the city.

These snapshots provide an overview of the occurrence of intimate partner violence throughout the city and the services available for victims of gender-based violence through the Mayor's Office to End Domestic and Gender-Based Violence (ENDGBV).

This report is published alongside a partner report, *Family-Related Violence Snapshots: New York City Community Board Districts*, which covers family violence in the city. Together, family violence and intimate partner violence offenses comprise the total domestic violence offenses in New York City.

The domestic violence incident and offense data were obtained from the New York City Police Department (NYPD). Please note, intimate partner complaint and domestic incident report data are preliminary and subject to further revision by the NYPD. The snapshots include:

- 1) **Domestic Incident Reports:** The number and percentage of domestic violence incidents in each community board that were between intimate partners. Please note, for some domestic incident reports, the relationship categorization was missing; so, these reports are excluded from the number and percentage of intimate partner reports. The bar graph presents a comparison with the community boards in the borough with the highest and lowest frequencies of intimate partner domestic incident reports.
- 2) **Felony Assault Offenses:** The number and percentage of felony assault offenses in each community board that were between intimate partners. The bar graph presents a comparison with the community boards in the borough with the highest and lowest frequencies of intimate partner felony assault.
- 3) **Rape Offenses:** The number and percentage of rape offenses in each community board that were between intimate partners. The bar graph presents a comparison with the community boards in the borough with the highest and lowest frequencies of intimate partner rape.

For additional information please contact Edward Hill, Deputy Commissioner for Research and Evaluation, at the Office to End Domestic and Gender-Based Violence (ENDGBV) at (212)341-9097.

¹ NYC ENDGBV analyzed NYPD data on domestic violence. Incidents were separated into intimate partner violence (IPV) and family-related based on the following suspect-victim relationship categories:

IPV— boyfriend, common law husband, common law wife, divorced, ex-boyfriend, ex-girlfriend, fiancé/fiancée, former intimate partner, formerly married, girlfriend, husband, intimate partner/dating, married, parents boyfriend/girlfriend, same sex partner, wife

Family-related — aunt, brother, child of victim, daughter, father, grandchild, grandfather, grandmother, guardian, in-law, mother, nephew, niece, other relative, parent of victim, relative, sister, son, step-father/mother, uncle

- 1** In 2021, there were **18,140 intimate partner domestic incident reports (DIRs)** in Manhattan. These comprised **60%*** of the borough's domestic incident reports.

*This percentage excludes reports with missing relationship field.

- 2** In 2021, there were **921 intimate partner felony assaults** in Manhattan. These comprised **63%** of the borough's domestic violence felony assaults.

- 3** In 2021, there were **70 intimate partner rapes** in Manhattan. These comprised **80%** of the borough's domestic violence rapes.

4 **HELP IS AVAILABLE**

In the case of an emergency, call 911.

For information and non-emergency services, call 311 or the NYC Domestic Violence Hotline at 1-800-621-HOPE (4673).

Find resources and support in NYC at nyc.gov/nychope.

For walk-in services, visit one of the NYC Family Justice Centers.

NYC Family Justice Center, Manhattan

Address: 80 Centre Street, NY 10013 Phone: (212)602-2800

Subway: Take the **4 5 6** to Brooklyn Bridge –City Hall, the **J Z** to Chambers Street, the **N R** to City Hall, to the **1 2 3** to Chambers Street, or the **A C** to Chambers Street.

Bus: The M5, M9, M22 and M103 buses all stop near the Center.

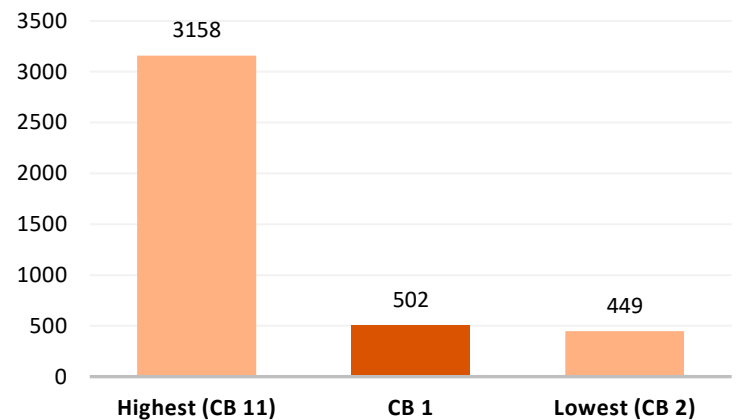
Services are free and confidential. All are welcome regardless of gender identity or expression, sexual orientation, language, or immigration status.

COMMUNITY BOARD 1: Financial District

- 1 In 2021, there were **502 intimate partner domestic incident reports** in Manhattan Community Board 1, comprising **76%*** of the neighborhood's domestic incident reports.

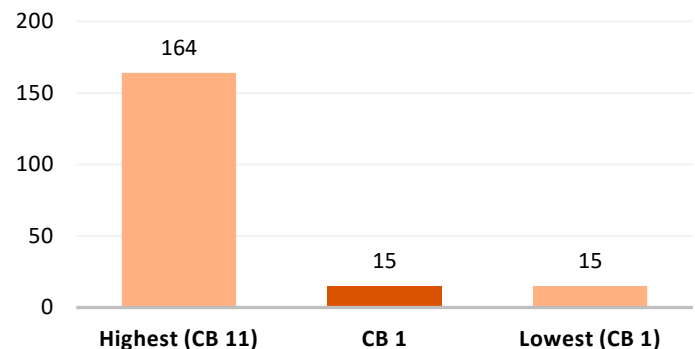
*This percentage excludes reports with missing relationship field.

2021 Intimate Partner Domestic Incident Reports (DIRs) in Manhattan



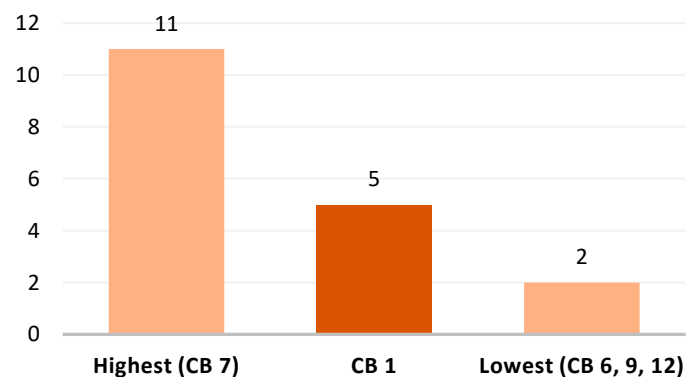
- 2 In 2021, there were **15 intimate partner felony assaults**, comprising **83%** of the neighborhood's domestic violence felony assaults.

2021 Intimate Partner Felony Assaults in Manhattan



- 3 In 2021, there were **5 intimate partner rapes**, comprising **100%** of the neighborhood's domestic violence rapes.

2021 Intimate Partner Rapes in Manhattan

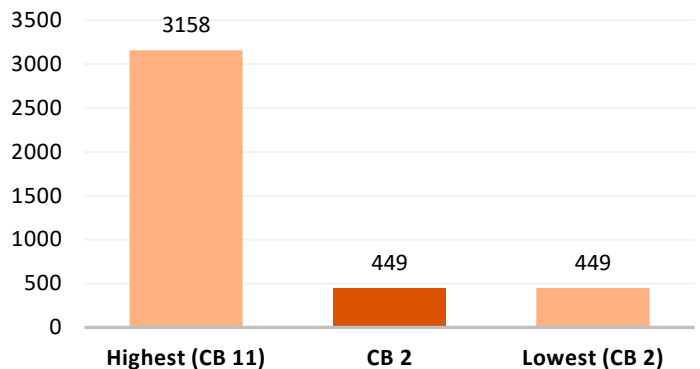


COMMUNITY BOARD 2: Greenwich Village and SoHo

- 1 In 2021, there were **449 intimate partner domestic incident reports** in Manhattan Community Board 2, comprising **77%*** of the neighborhood's domestic incident reports.

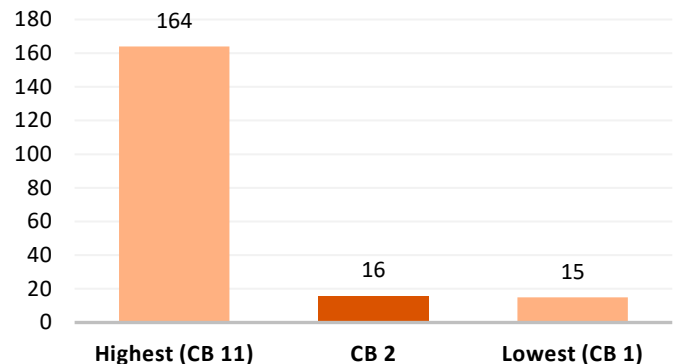
*This percentage excludes reports with missing relationship field.

2021 Intimate Partner Domestic Incident Reports (DIRs) in Manhattan



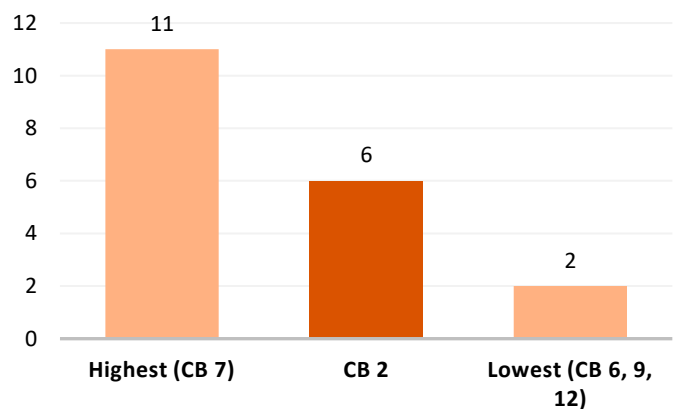
- 2 In 2021, there were **16 intimate partner felony assaults**, comprising **73%** of the neighborhood's domestic violence felony assaults.

2021 Intimate Partner Felony Assaults in Manhattan



- 3 In 2021, there were **6 intimate partner rapes**, comprising **100%** of the neighborhood's domestic violence rapes.

2021 Intimate Partner Rapes in Manhattan

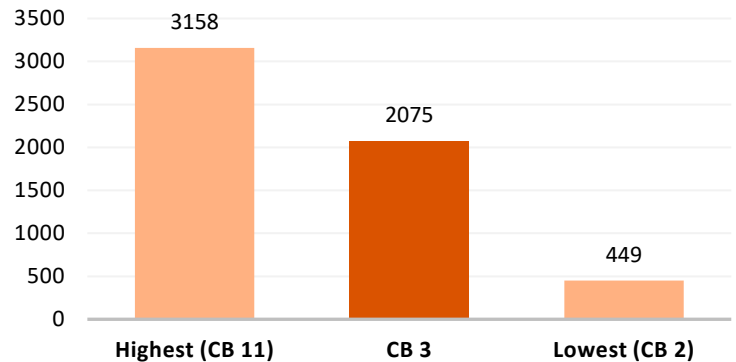


COMMUNITY BOARD 3: Lower East Side and Chinatown

- 1 In 2021, there were **2,075 intimate partner domestic incident reports** in Manhattan Community Board 3, comprising **58%*** of the neighborhood's domestic incident reports.

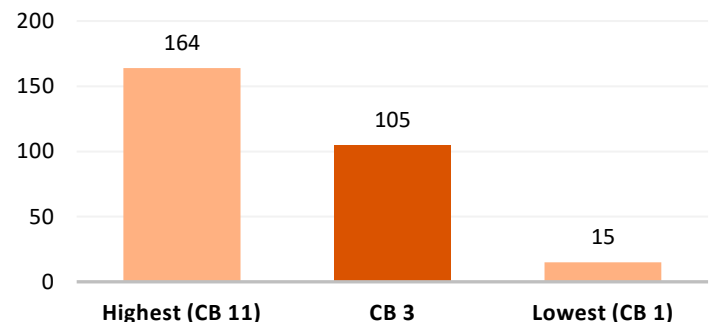
*This percentage excludes reports with missing relationship field.

2021 Intimate Partner Domestic Incident Reports (DIRs) in Manhattan



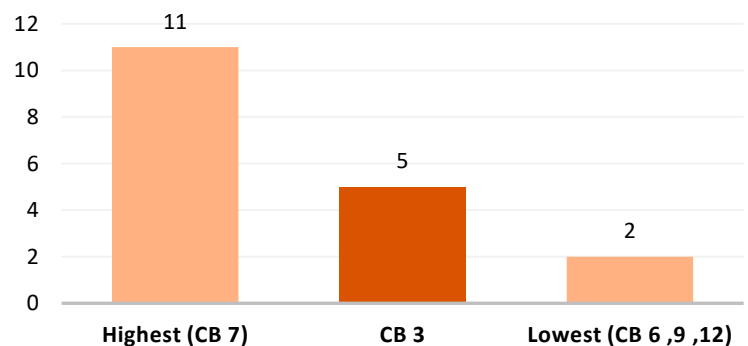
- 2 In 2021, there were **105 intimate partner felony assaults**, comprising **66%** of the neighborhood's domestic violence felony assaults.

2021 Intimate Partner Felony Assaults in Manhattan



- 3 In 2021, there were **5 intimate partner rapes**, comprising **83%** of the neighborhood's domestic violence rapes.

2021 Intimate Partner Rapes in Manhattan

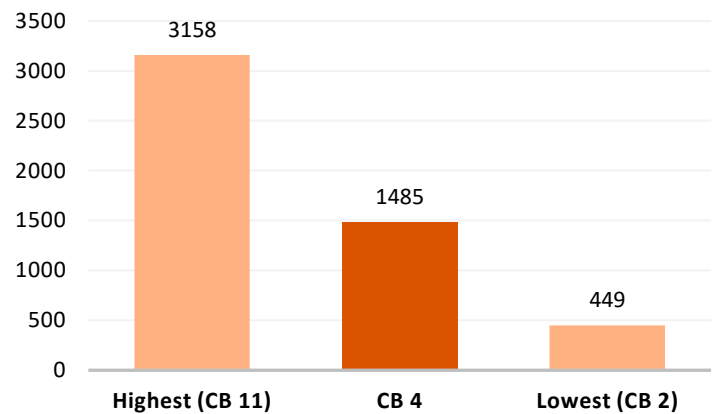


COMMUNITY BOARD 4: Clinton and Chelsea

- 1 In 2021, there were **1,485 intimate partner domestic incident reports** in Manhattan Community Board 4, comprising **69%*** of the neighborhood's domestic incident reports.

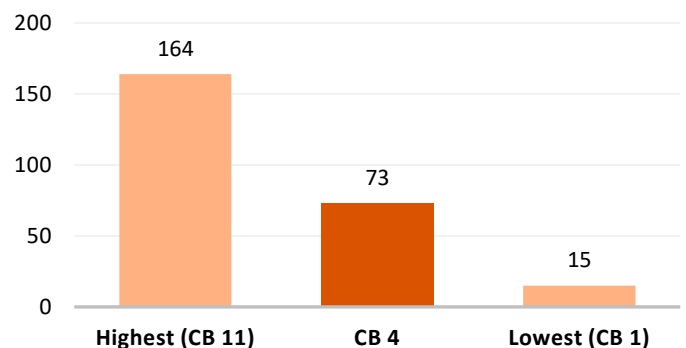
*This percentage excludes reports with missing relationship field.

2021 Intimate Partner Domestic Incident Reports (DIRs) in Manhattan



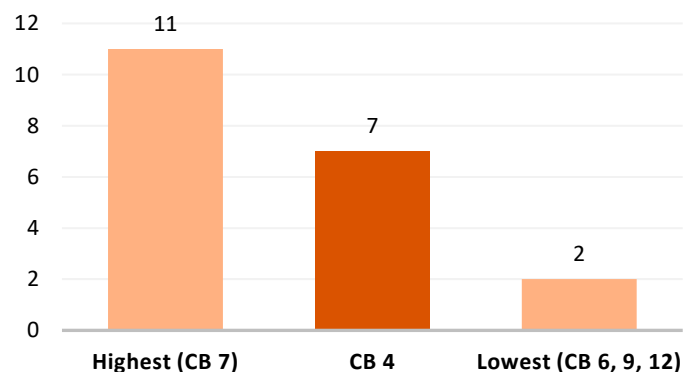
- 2 In 2021, there were **73 intimate partner felony assaults**, comprising **72%** of the neighborhood's domestic violence felony assaults.

2021 Intimate Partner Felony Assaults in Manhattan



- 3 In 2021, there were **7 intimate partner rapes**, comprising **88%** of the neighborhood's domestic violence rapes.

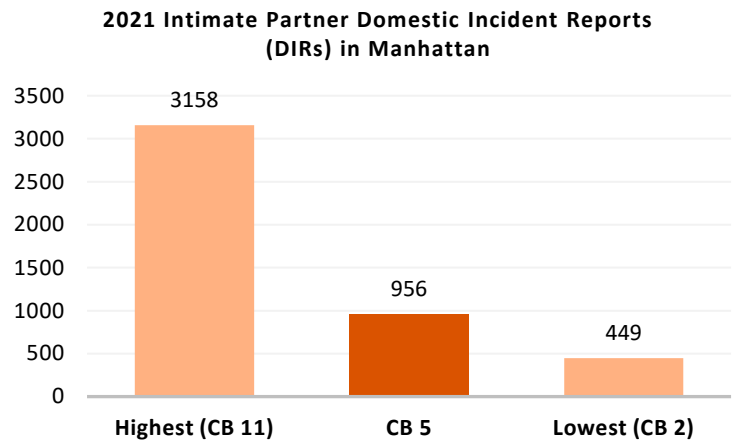
2021 Intimate Partner Rapes in Manhattan



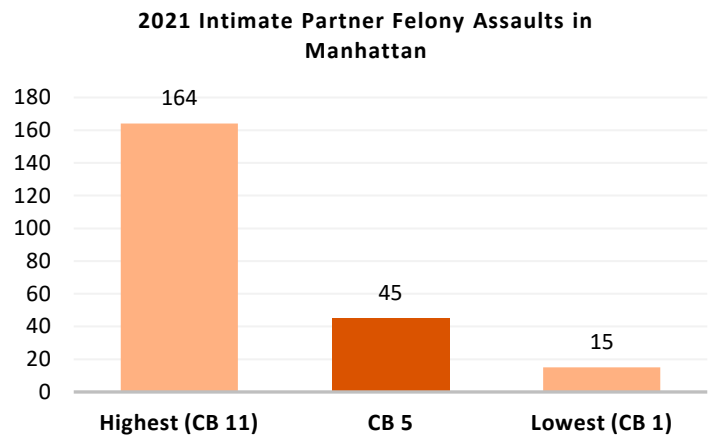
COMMUNITY BOARD 5: Midtown

- 1 In 2021, there were **956 intimate partner domestic incident reports** in Manhattan Community Board 5, comprising **78%*** of the neighborhood's domestic incident reports.

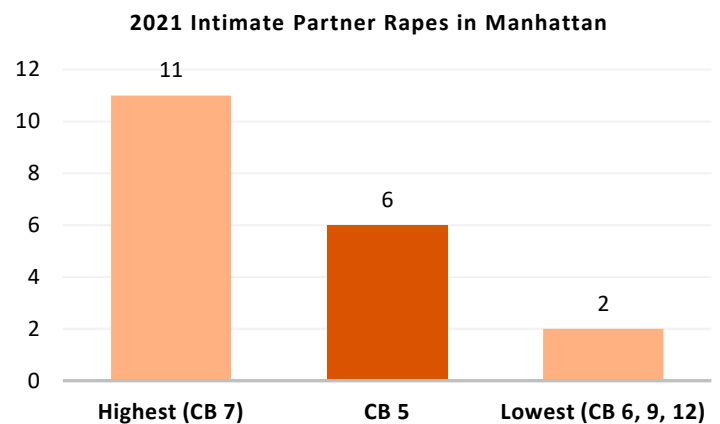
*This percentage excludes reports with missing relationship field.



- 2 In 2021, there were **45 intimate partner felony assaults**, comprising **88%** of the neighborhood's domestic violence felony assaults.



- 3 In 2021, there were **6 intimate partner rapes**, comprising **86%** of the neighborhood's domestic violence rapes.

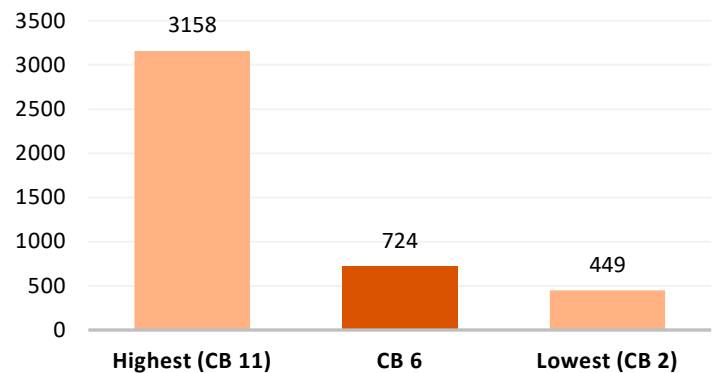


COMMUNITY BOARD 6: Stuyvesant Town and Turtle Bay

- 1 In 2021, there were **724 intimate partner domestic incident reports** in Manhattan Community Board 6, comprising **68%*** of the neighborhood's domestic incident reports.

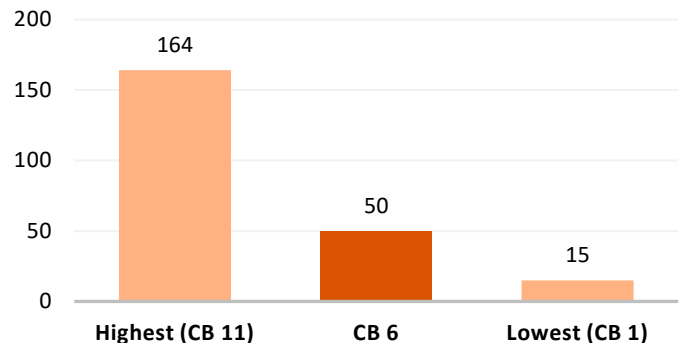
*This percentage excludes reports with missing relationship field.

2021 Intimate Partner Domestic Incident Reports (DIRs) in Manhattan



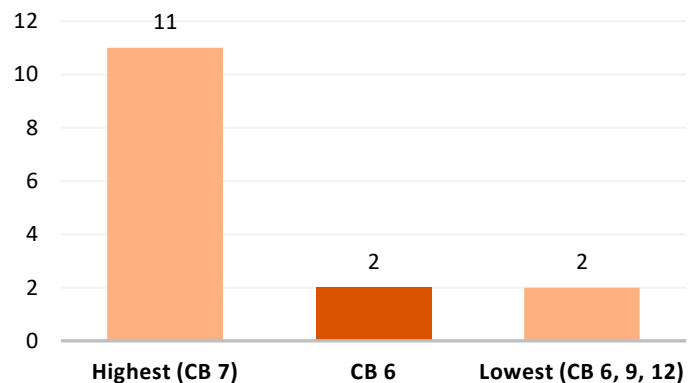
- 2 In 2021, there were **50 intimate partner felony assaults**, comprising **78%** of the neighborhood's domestic violence felony assaults.

2021 Intimate Partner Felony Assaults in Manhattan



- 3 In 2021, there were **2 intimate partner rapes**, comprising **67%** of the neighborhood's domestic violence rapes.

2021 Intimate Partner Rapes in Manhattan

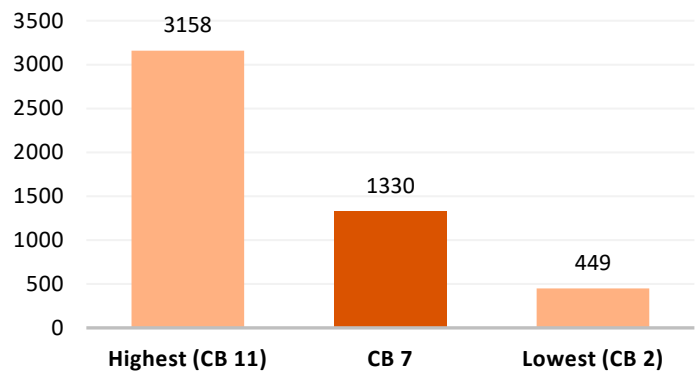


COMMUNITY BOARD 7: Upper West Side

- 1 In 2021, there were **1,330 intimate partner domestic incident reports** in Manhattan Community Board 7, comprising **61%*** of the neighborhood's domestic incident reports.

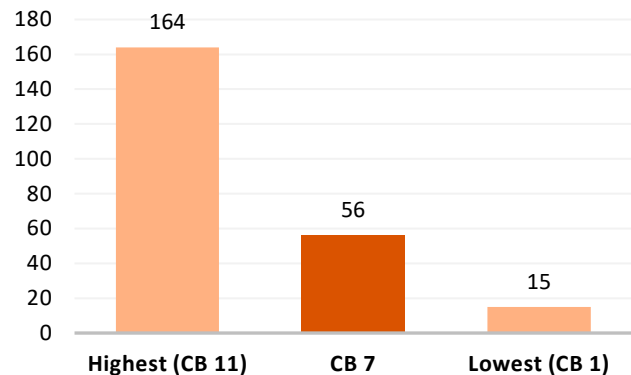
*This percentage excludes reports with missing relationship field.

2021 Intimate Partner Domestic Incident Reports (DIRs) in Manhattan



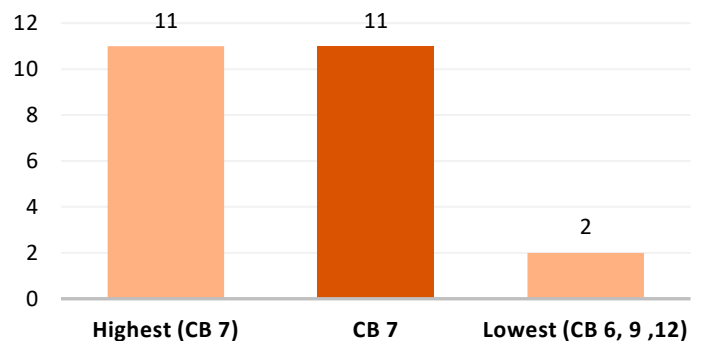
- 2 In 2021, there were **56 intimate partner felony assaults**, comprising **58%** of the neighborhood's domestic violence felony assaults.

2021 Intimate Partner Felony Assaults in Manhattan



- 3 In 2021, there was **11 intimate partner rape**, comprising **92%** of the neighborhood's domestic violence rapes.

2021 Intimate Partner Rapes in Manhattan

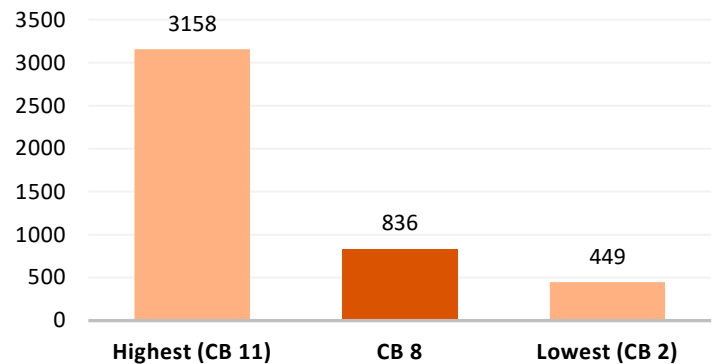


COMMUNITY BOARD 8: Upper East Side

- 1 In 2021, there were **836 intimate partner domestic incident reports** in Manhattan Community Board 8, comprising **67%*** of the neighborhood's domestic incident reports.

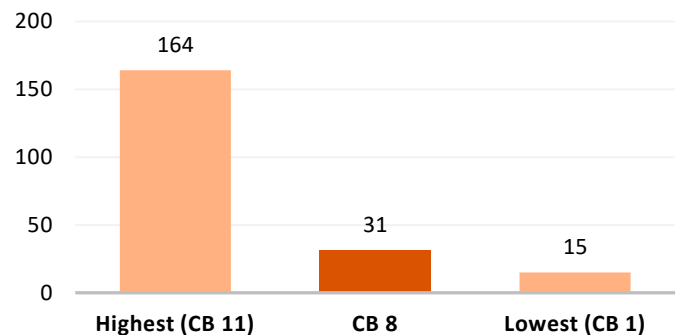
*This percentage excludes reports with missing relationship field.

2021 Intimate Partner Domestic Incident Reports (DIRs) in Manhattan



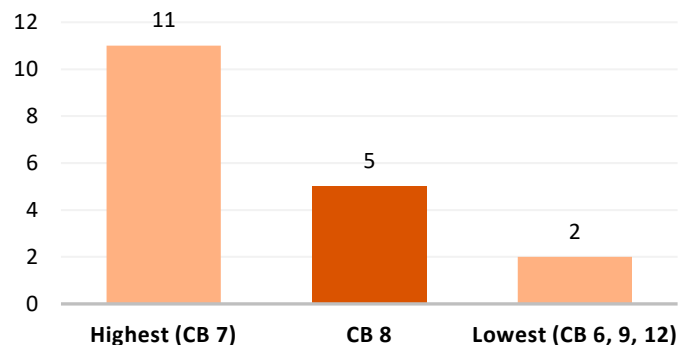
- 2 In 2021, there were **31 intimate partner felony assaults**, comprising **63%** of the neighborhood's domestic violence felony assaults.

2021 Intimate Partner Felony Assaults in Manhattan



- 3 In 2021, there were **5 intimate partner rapes**, comprising **71%** of the neighborhood's domestic violence rapes.

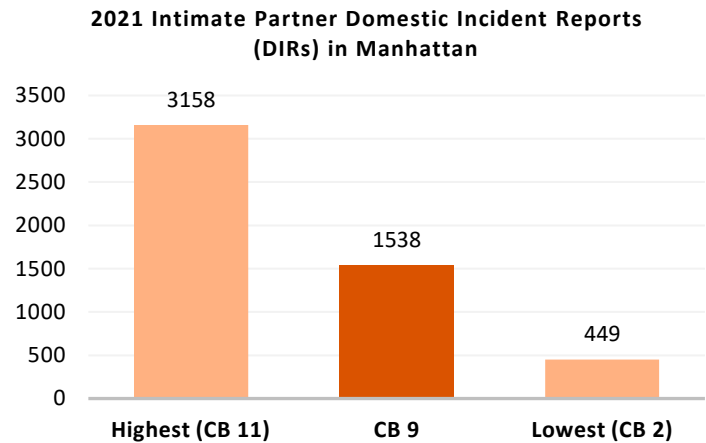
2021 Intimate Partner Rapes in Manhattan



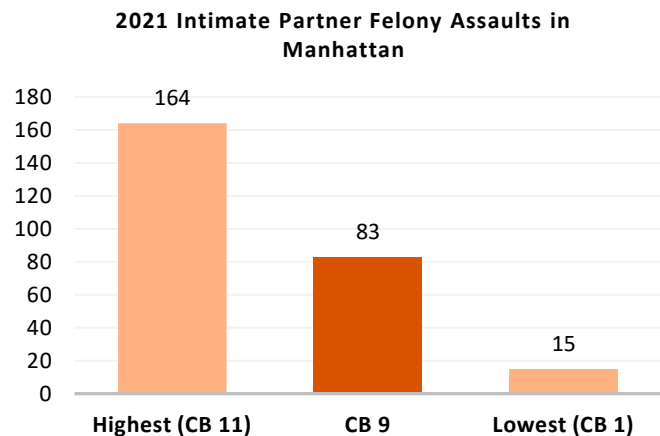
COMMUNITY BOARD 9: Morningside Heights and Hamilton Heights

- 1 In 2021, there were **1,538 intimate partner domestic incident reports** in Manhattan Community Board 9, comprising **58%*** of the neighborhood's domestic incident reports.

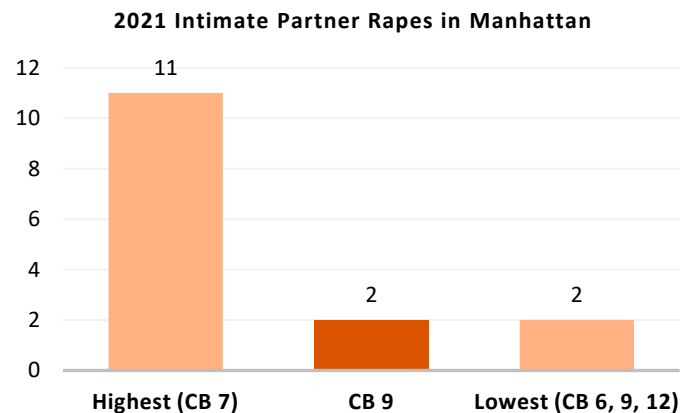
*This percentage excludes reports with missing relationship field.



- 2 In 2021, there were **83 intimate partner felony assaults**, comprising **64%** of the neighborhood's domestic violence felony assaults.



- 3 In 2021, there was **2 intimate partner rape**, comprising **100%** of the neighborhood's domestic violence rapes.

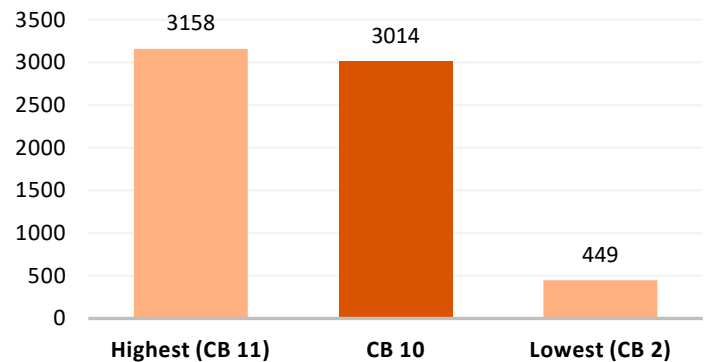


COMMUNITY BOARD 10: Central Harlem

- 1 In 2021, there were **3,014 intimate partner domestic incident reports** in Manhattan Community Board 10, comprising **53%*** of the neighborhood's domestic incident reports.

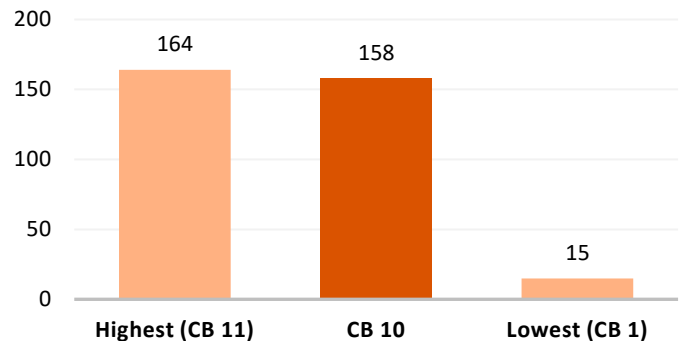
*This percentage excludes reports with missing relationship field.

2021 Intimate Partner Domestic Incident Reports (DIRs) in Manhattan



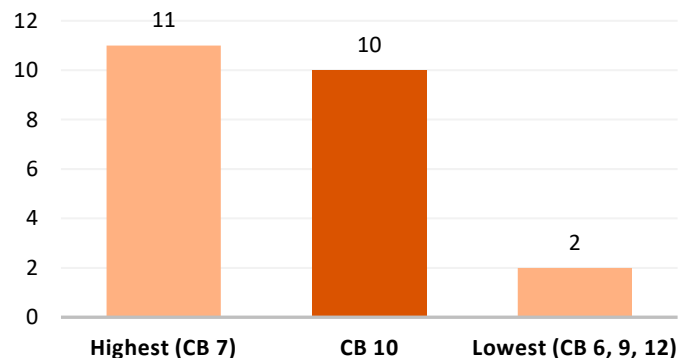
- 2 In 2021, there were **158 intimate partner felony assaults**, comprising **54%** of the neighborhood's domestic violence felony assaults.

2021 Intimate Partner Felony Assaults in Manhattan



- 3 In 2021, there were **10 intimate partner rapes**, comprising **67%** of the neighborhood's domestic violence rapes.

2021 Intimate Partner Rapes in Manhattan

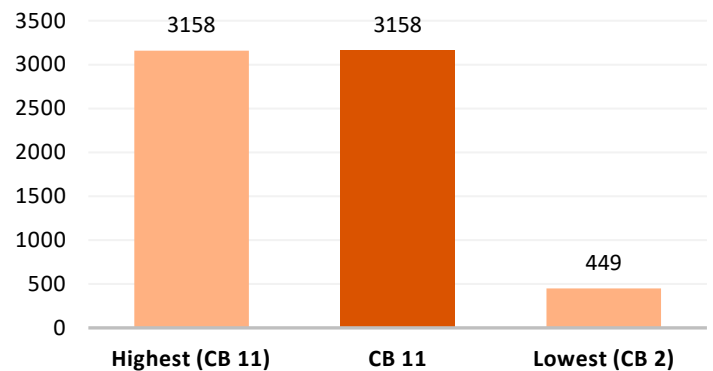


COMMUNITY BOARD 11: East Harlem

- 1 In 2021, there were **3,158 intimate partner domestic incident reports** in Manhattan Community Board 11, comprising **54%*** of the neighborhood's domestic incident reports.

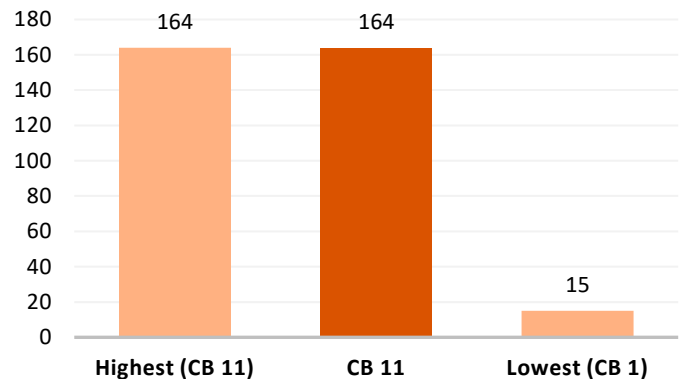
*This percentage excludes reports with missing relationship field.

2021 Intimate Partner Domestic Incident Reports (DIRs) in Manhattan



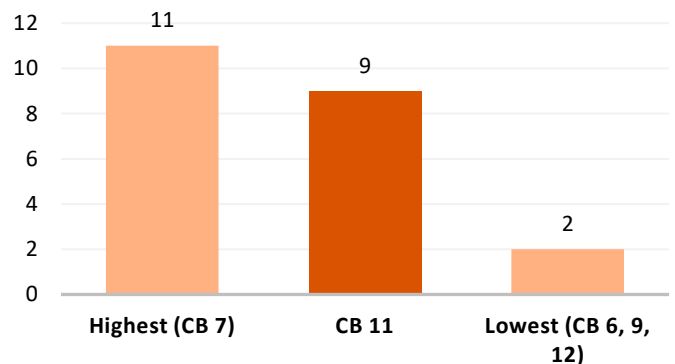
- 2 In 2021, there were **164 intimate partner felony assaults**, comprising **57%** of the neighborhood's domestic violence felony assaults.

2021 Intimate Partner Felony Assaults in Manhattan



- 3 In 2021, there were **9 intimate partner rapes**, comprising **75%** of the neighborhood's domestic violence rapes.

2021 Intimate Partner Rapes in Manhattan

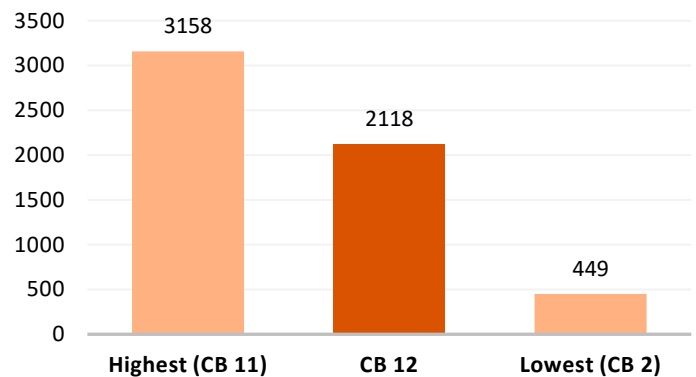


COMMUNITY BOARD 12: Washington Heights and Inwood

- 1 In 2021, there were **2,118 intimate partner domestic incident reports** in Manhattan Community Board 12, comprising **61%*** of the neighborhood's domestic incident reports.

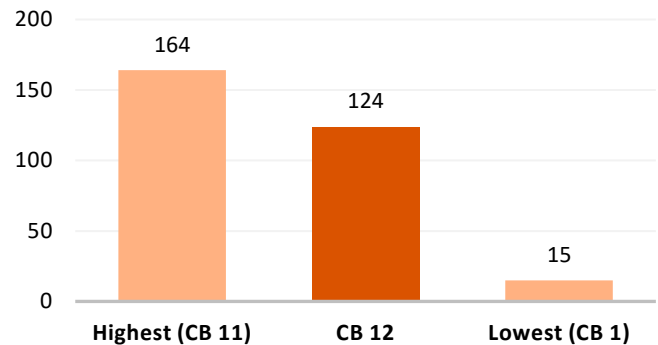
*This percentage excludes reports with missing relationship field.

2021 Intimate Partner Domestic Incident Reports (DIRs) in Manhattan



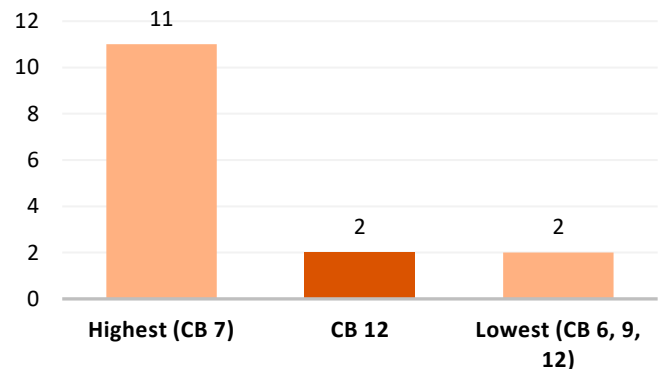
- 2 In 2021, there were **124 intimate partner felony assaults**, comprising **64%** of the neighborhood's domestic violence felony assaults.

2021 Intimate Partner Felony Assaults in Manhattan



- 3 In 2021, there were **2 intimate partner rapes**, comprising **50%** of the neighborhood's domestic violence rapes.

2021 Intimate Partner Rapes in Manhattan



- 1** In 2021, there were **30,458 intimate partner domestic incident reports (DIRs)** in the Bronx. These comprised **60%*** of the borough's domestic incident reports.

*This percentage excludes reports with missing relationship field.

- 2** In 2021, there were **1,771 intimate partner felony assaults** in the Bronx. These comprised **66%** of the borough's domestic violence felony assaults.

- 3** In 2021, there were **79 intimate partner rapes** in the Bronx. These comprised 49% of the borough's domestic violence rapes.

4 **HELP IS AVAILABLE**

In the case of an emergency, call 911.




For information and non-emergency services, call 311 or the NYC Domestic Violence Hotline at 1-800-621-HOPE (4673).

Find resources and support in NYC at nyc.gov/nychope.

For walk-in services, visit one of the NYC Family Justice Centers.

NYC Family Justice Center, Bronx

Address: 198 East 161st Street, Bronx, NY 10451 Phone: (718)508-1222

Subway: Take the  or   to 161st St. Yankee Stadium. Exit near the intersection of E. 161st St. and River Ave. Walk east on 161st St. towards Grand Concourse. The Center is at the corner of E. 161st St. and Sheridan Ave.

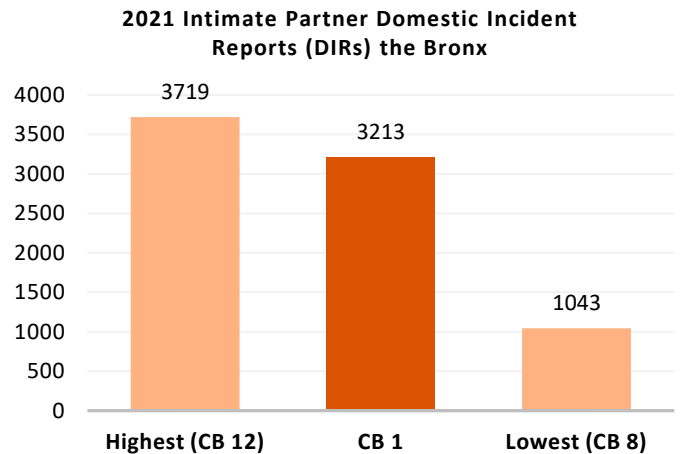
Bus: The BX1, BX2, BX6, and BX 13 all stop near the Center.

Services are free and confidential. All are welcome regardless of gender identity or expression, sexual orientation, language, or immigration status.

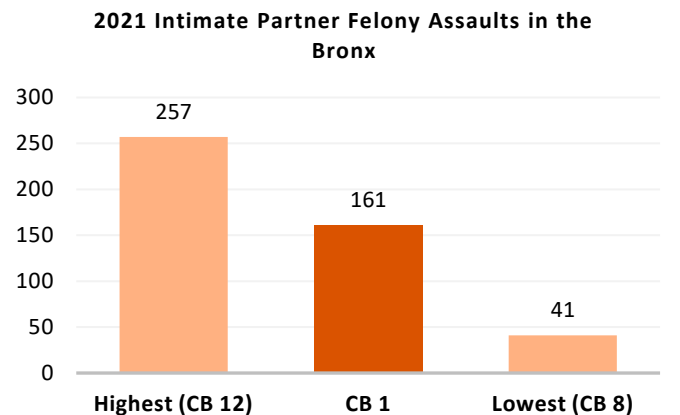
COMMUNITY BOARD 1: Mott Haven and Melrose

- 1** In 2021, there were **3,213 intimate partner domestic incident reports** in Bronx Community Board 1, comprising **58%*** of the neighborhood's domestic incident reports.

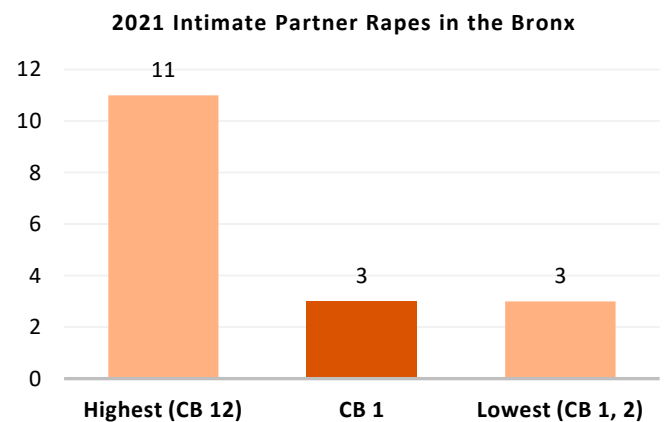
*This percentage excludes reports with missing relationship field.



- 2** In 2021, there were **161 intimate partner felony assaults**, comprising **62%** of the neighborhood's domestic violence felony assaults.



- 3** In 2021, there were **3 intimate partner rapes**, comprising **21%** of the neighborhood's domestic violence rapes.

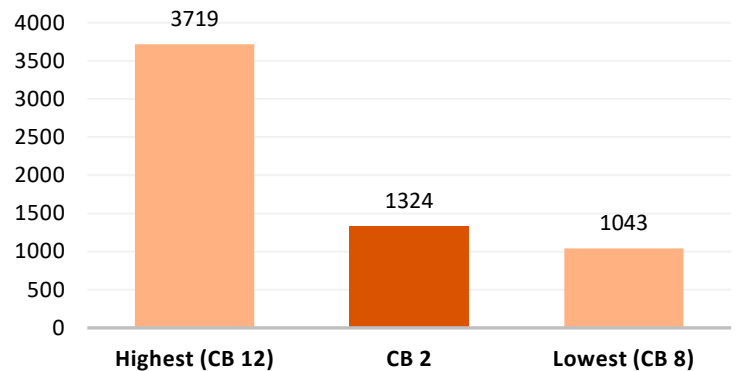


COMMUNITY BOARD 2: Hunts Point and Longwood

- 1** In 2021, there were **1,324 intimate partner domestic incident reports** in Bronx Community Board 2, comprising **59%*** of the neighborhood's domestic incident reports.

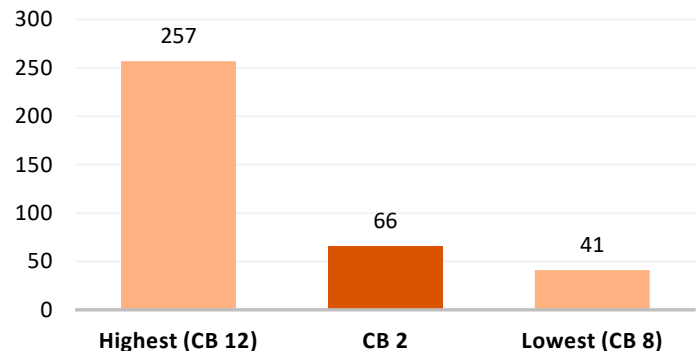
*This percentage excludes reports with missing relationship field.

2021 Intimate Partner Domestic Incident Reports (DIRs) in the Bronx



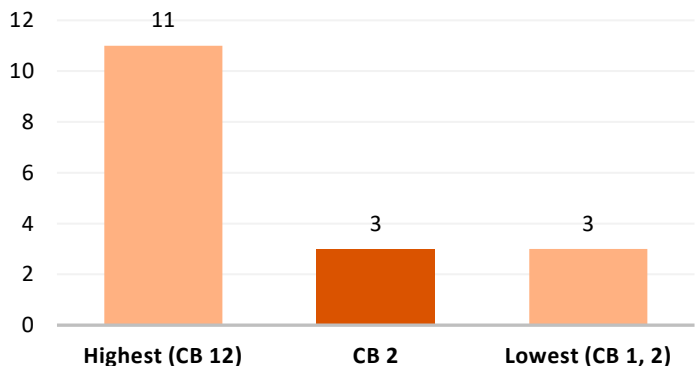
- 2** In 2021, there were **66 intimate partner felony assaults**, comprising **54%** of the neighborhood's domestic violence felony assaults.

2021 Intimate Partner Felony Assaults in the Bronx



- 3** In 2021, there were **3 intimate partner rapes**, comprising **33%** of the neighborhood's domestic violence rapes.

2021 Intimate Partner Rapes in the Bronx

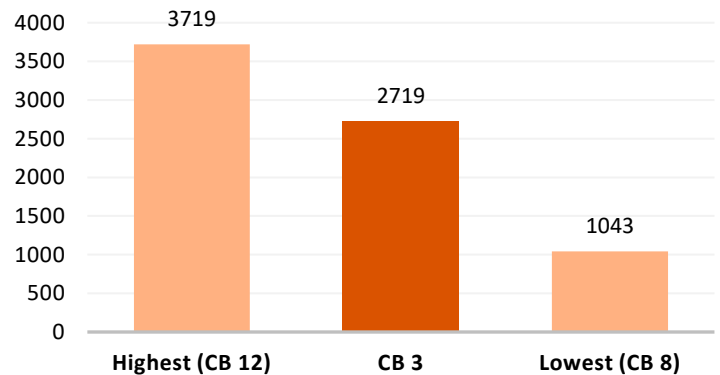


COMMUNITY BOARD 3: Morrisania and Crotona

- 1** In 2021, there were **2,719 intimate partner domestic incident reports** in Bronx Community Board 3, comprising **54%*** of the neighborhood's domestic incident reports.

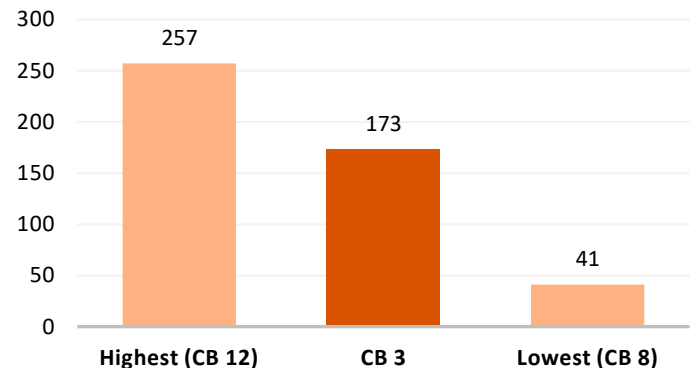
*This percentage excludes reports with missing relationship field.

2021 Intimate Partner Domestic Incident Reports (DIRs) in the Bronx



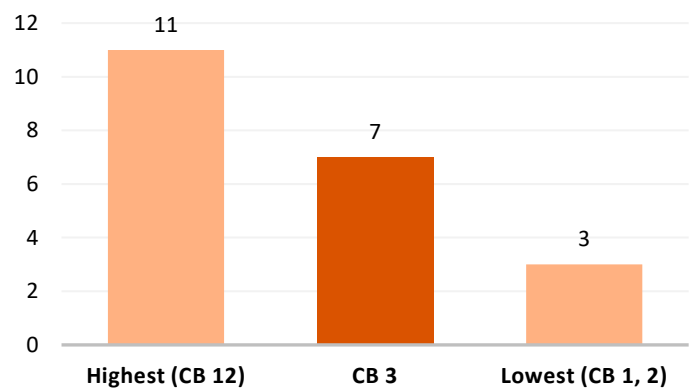
- 2** In 2021, there were **173 intimate partner felony assaults**, comprising **66%** of the neighborhood's domestic violence felony assaults.

2021 Intimate Partner Felony Assaults in the Bronx



- 3** In 2021, there were **7 intimate partner rapes**, comprising **78%** of the neighborhood's domestic violence rapes.

2021 Intimate Partner Rapes in the Bronx

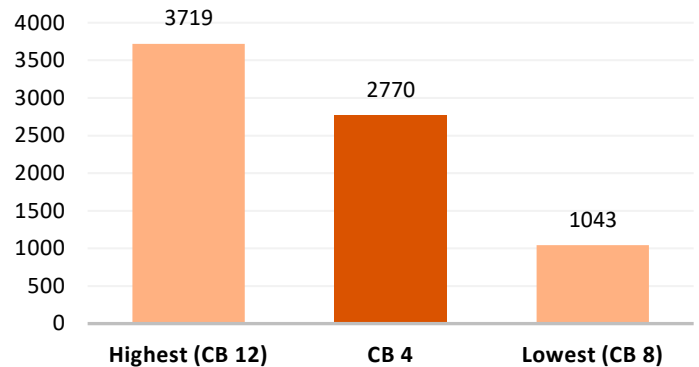


COMMUNITY BOARD 4: Highbridge and Concourse

- 1** In 2021, there were **2,770 intimate partner domestic incident reports** in Bronx Community Board 4, comprising **55%*** of the neighborhood's domestic incident reports.

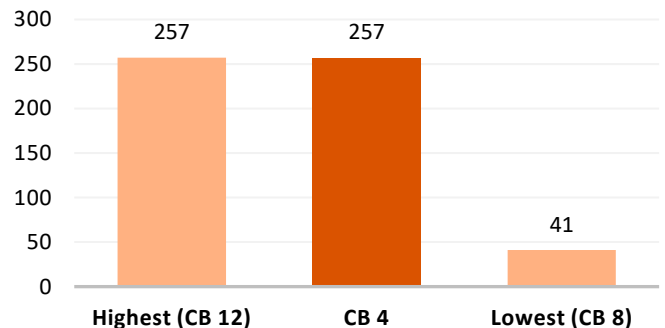
*This percentage excludes reports with missing relationship field.

2021 Intimate Partner Domestic Incident Reports (DIRs) in the Bronx



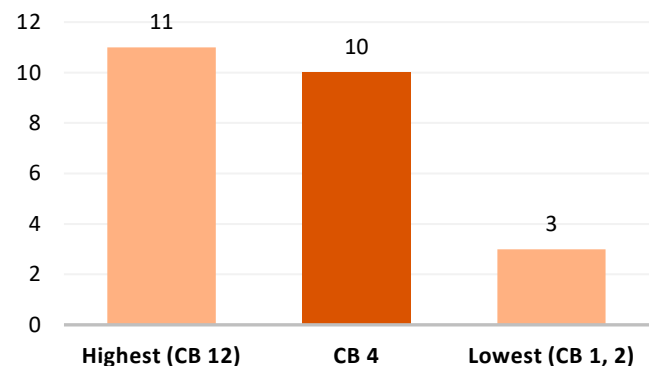
- 2** In 2021, there were **257 intimate partner felony assaults**, comprising **67%** of the neighborhood's domestic violence felony assaults.

2021 Intimate Partner Felony Assaults in the Bronx



- 3** In 2021, there were **10 intimate partner rapes**, comprising **50%** of the neighborhood's domestic violence rapes.

2021 Intimate Partner Rapes in the Bronx

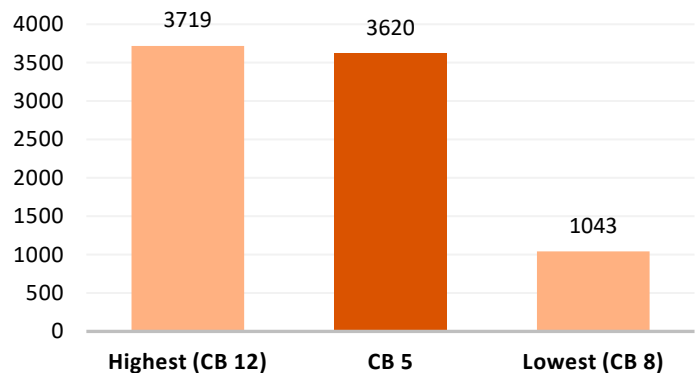


COMMUNITY BOARD 5: Fordham and University Heights

- 1** In 2021, there were **3,620 intimate partner domestic incident reports** in Bronx Community Board 5, comprising **68%*** of the neighborhood's domestic incident reports.

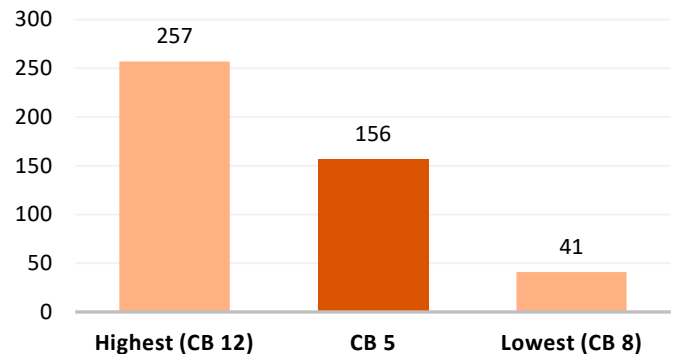
*This percentage excludes reports with missing relationship field.

2021 Intimate Partner Domestic Incident Reports (DIRs) in the Bronx



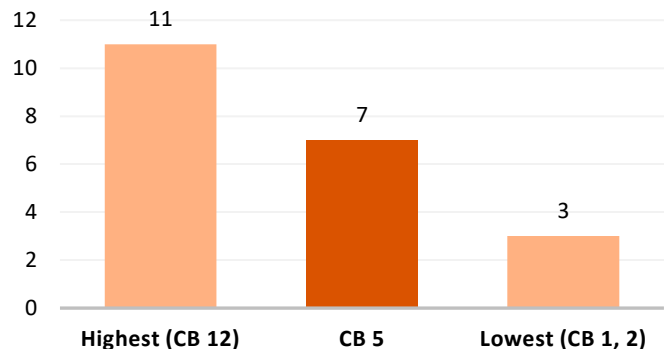
- 2** In 2021, there were **156 intimate partner felony assaults**, comprising **69%** of the neighborhood's domestic violence felony assaults.

2021 Intimate Partner Felony Assaults in the Bronx



- 3** In 2021, there were **7 intimate partner rapes**, comprising **78%** of the neighborhood's domestic violence rapes.

2021 Intimate Partner Rapes in the Bronx

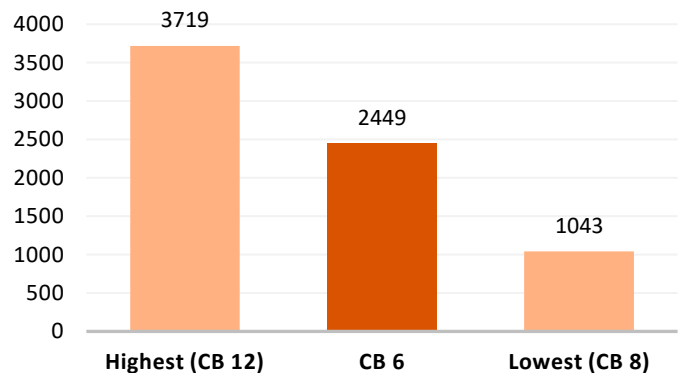


COMMUNITY BOARD 6: Belmont and East Tremont

- 1** In 2021, there were **2,449 intimate partner domestic incident reports** in Bronx Community Board 6, comprising **63%*** of the neighborhood's domestic incident reports.

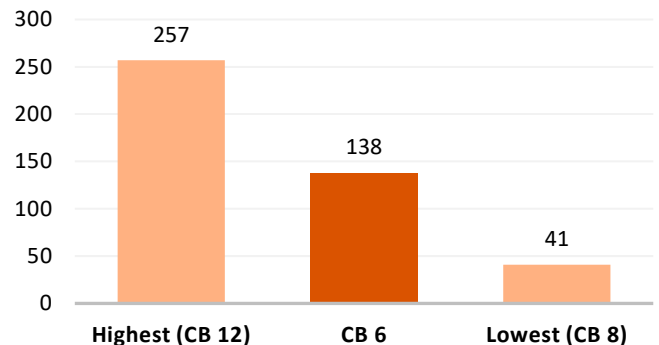
*This percentage excludes reports with missing relationship field.

2021 Intimate Partner Domestic Incident Reports (DIRs) in the Bronx



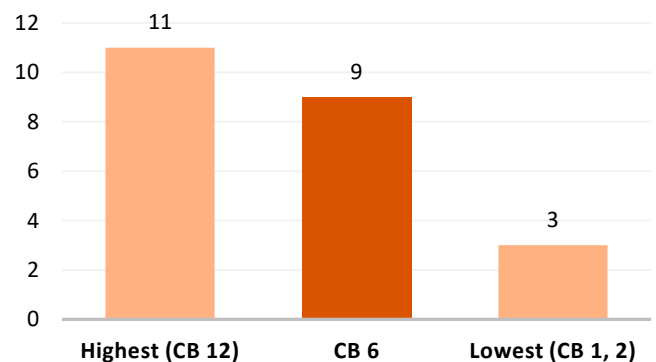
- 2** In 2021, there were **138 intimate partner felony assaults**, comprising **68%** of the neighborhood's domestic violence felony assaults.

2021 Intimate Partner Felony Assaults in the Bronx



- 3** In 2021, there were **9 intimate partner rapes**, comprising **53%** of the neighborhood's domestic violence rapes.

2021 Intimate Partner Rapes in the Bronx

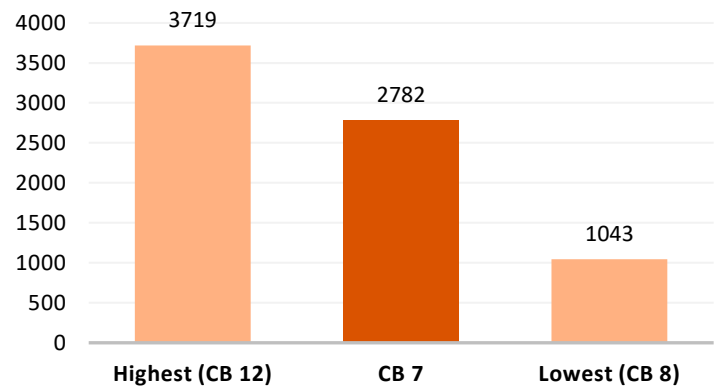


COMMUNITY BOARD 7: Kingsbridge Heights and Bedford

- 1** In 2021, there were **2,782 intimate partner domestic incident reports** in Bronx Community Board 7, comprising **63%*** of the neighborhood's domestic incident reports.

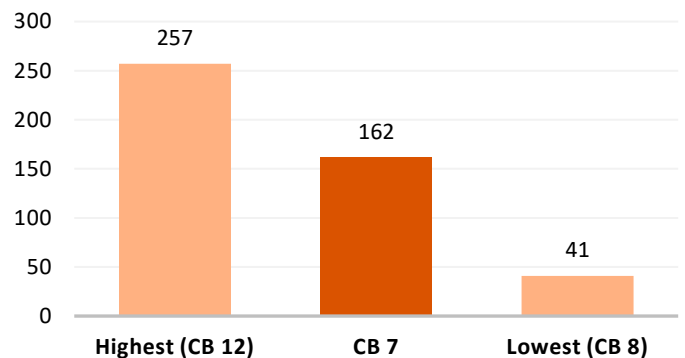
*This percentage excludes reports with missing relationship field.

2021 Intimate Partner Domestic Incident Reports (DIRs) in the Bronx



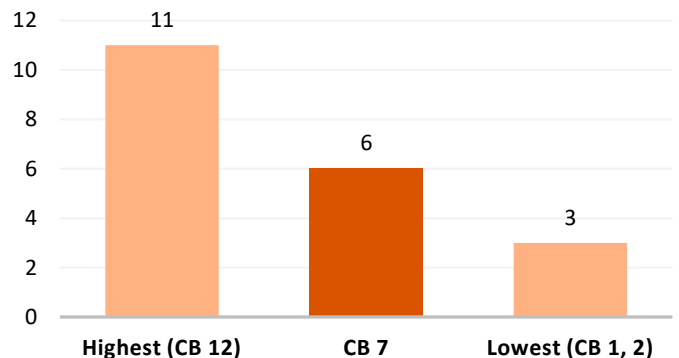
- 2** In 2021, there were **162 intimate partner felony assaults**, comprising **71%** of the neighborhood's domestic violence felony assaults.

2021 Intimate Partner Felony Assaults in the Bronx



- 3** In 2021, there were **6 intimate partner rapes**, comprising **40%** of the neighborhood's domestic violence rapes.

2021 Intimate Partner Rapes in the Bronx

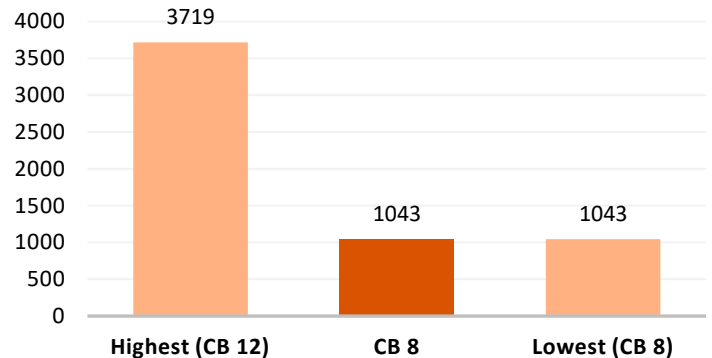


COMMUNITY BOARD 8: Riverdale and Fieldston

- 1** In 2021, there were **1,043 intimate partner domestic incident reports** in Bronx Community Board 8, comprising **56%*** of the neighborhood's domestic incident reports.

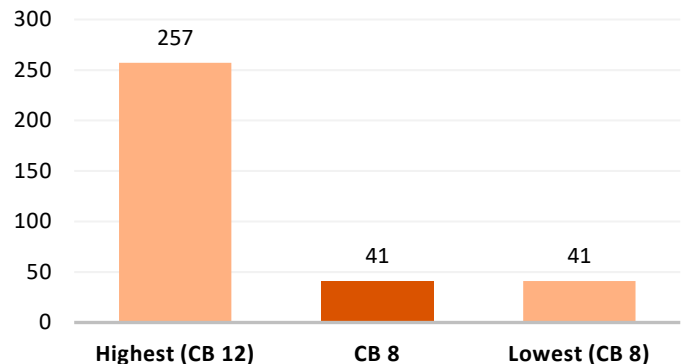
*This percentage excludes reports with missing relationship field.

2021 Intimate Partner Domestic Incident Reports (DIRs) in the Bronx



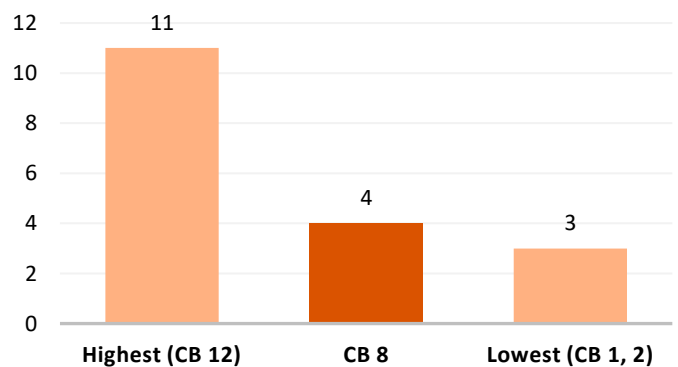
- 2** In 2021, there were **41 intimate partner felony assaults**, comprising **69%** of the neighborhood's domestic violence felony assaults.

2021 Intimate Partner Felony Assaults in the Bronx



- 3** In 2021, there were **4 intimate partner rapes**, comprising **50%** of the neighborhood's domestic violence rapes.

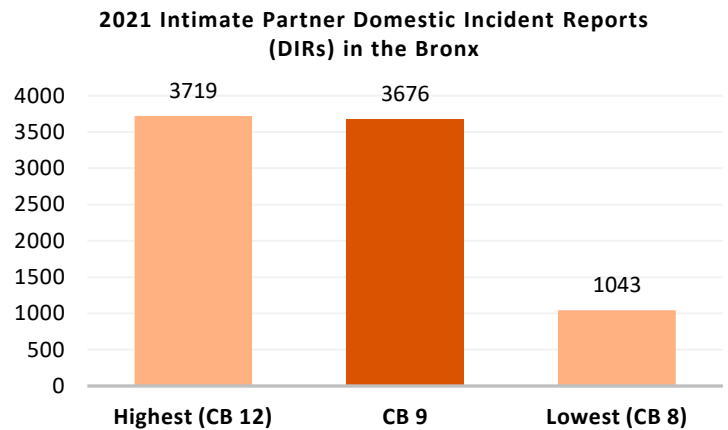
2021 Intimate Partner Rapes in the Bronx



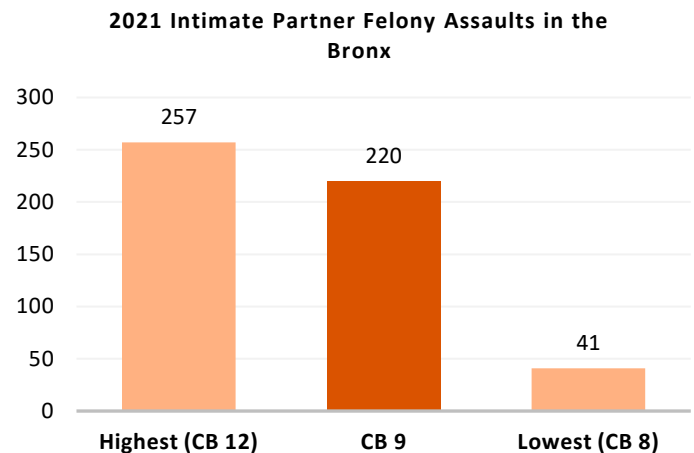
COMMUNITY BOARD 9: Parkchester and Soundview

- 1** In 2021, there were **3,676 intimate partner domestic incident reports** in Bronx Community Board 9, comprising **57%*** of the neighborhood's domestic incident reports.

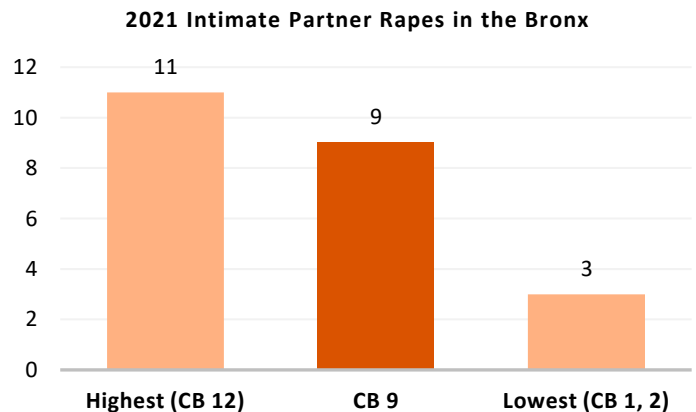
*This percentage excludes reports with missing relationship field.



- 2** In 2021, there were **220 intimate partner felony assaults**, comprising **62%** of the neighborhood's domestic violence felony assaults.



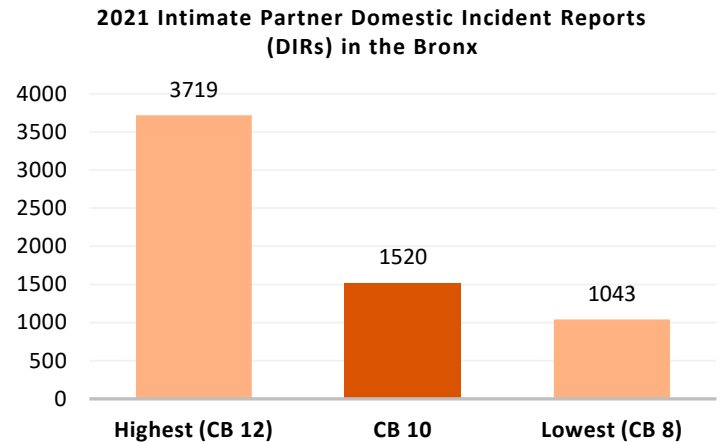
- 3** In 2021, there were **9 intimate partner rapes**, comprising **36%** of the neighborhood's domestic violence rapes.



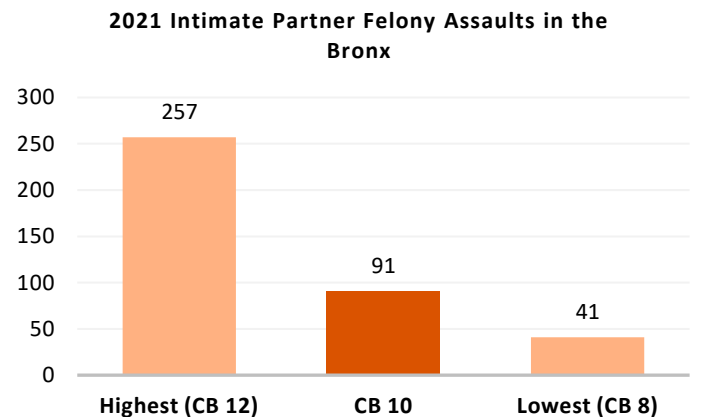
COMMUNITY BOARD 10: Throgs Neck and Co-op City

- 1** In 2021, there were **1,520 intimate partner domestic incident reports** in Bronx Community Board 10, comprising **58%*** of the neighborhood's domestic incident reports.

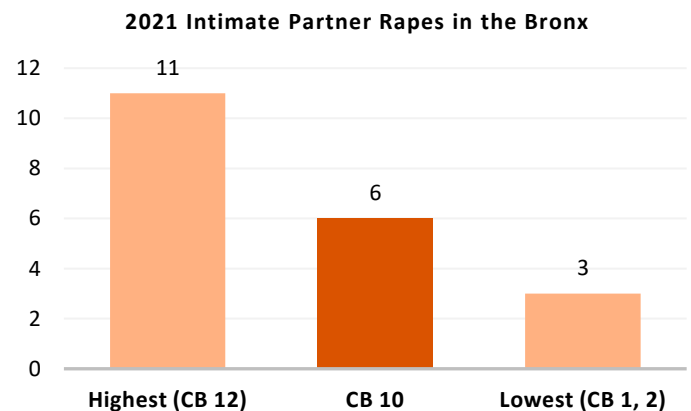
*This percentage excludes reports with missing relationship field.



- 2** In 2021, there were **91 intimate partner felony assaults**, comprising **68%** of the neighborhood's domestic violence felony assaults.



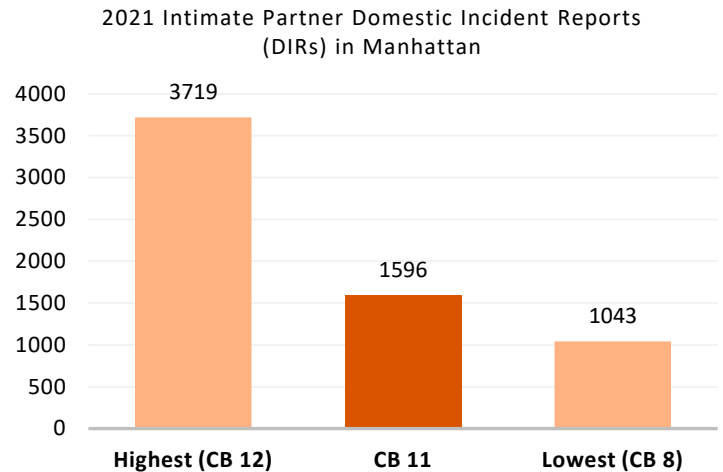
- 3** In 2021, there were **6 intimate partner rapes**, comprising **86%** of the neighborhood's domestic violence rapes.



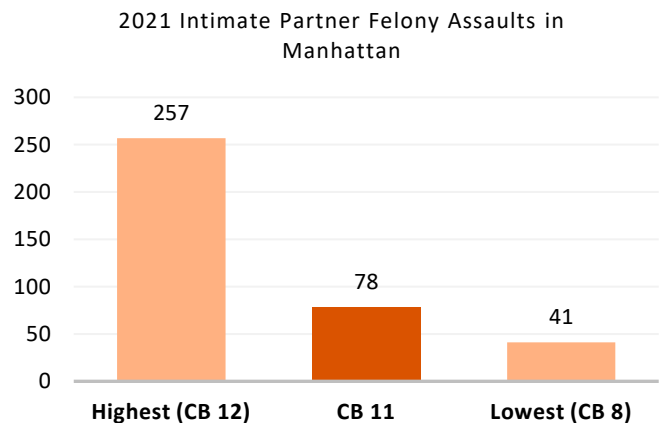
COMMUNITY BOARD 11: Morris Park and Bronxdale

- 1** In 2021, there were **1,596 intimate partner domestic incident reports** in Bronx Community Board 11, comprising **60%*** of the neighborhood's domestic incident reports.

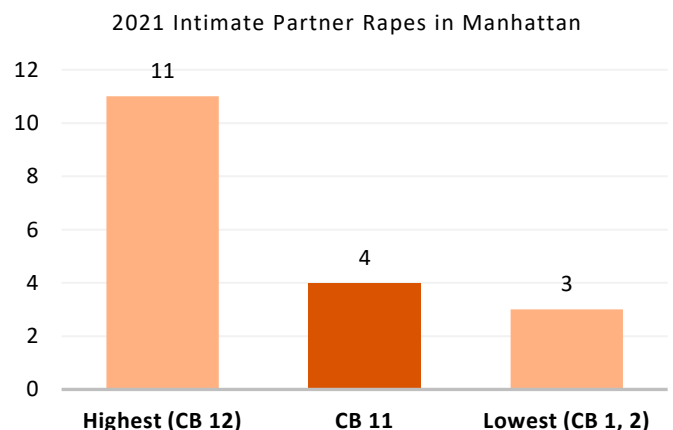
*This percentage excludes reports with missing relationship field.



- 2** In 2021, there were **78 intimate partner felony assaults**, comprising **63%** of the neighborhood's domestic violence felony assaults.



- 3** In 2021, there were **4 intimate partner rapes**, comprising **44%** of the neighborhood's domestic violence rapes.

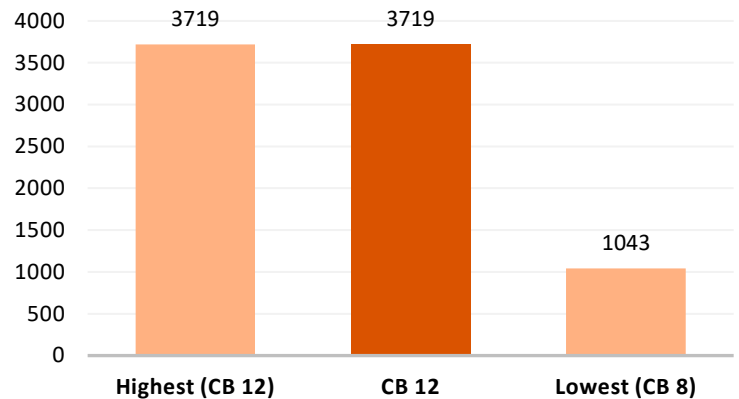


COMMUNITY BOARD 12: Williamsbridge and Baychester

- 1** In 2021, there were **3,719 intimate partner domestic incident reports** in Bronx Community Board 12, comprising **61%*** of the neighborhood's domestic incident reports.

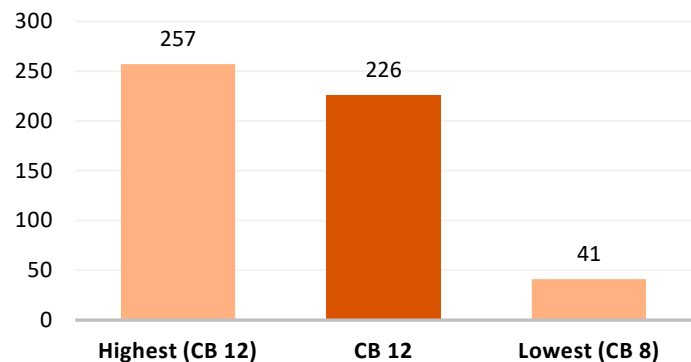
*This percentage excludes reports with missing relationship field.

2021 Intimate Partner Domestic Incident Reports (DIRs) in the Bronx



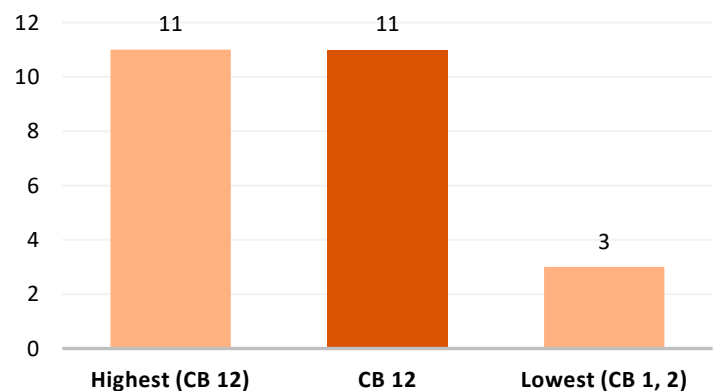
- 2** In 2021, there were **226 intimate partner felony assaults**, comprising **66%** of the neighborhood's domestic violence felony assaults.

2021 Intimate Partner Felony Assaults in the Bronx



- 3** In 2021, there were **11 intimate partner rapes**, comprising **58%** of the neighborhood's domestic violence rapes.

2021 Intimate Partner Rapes in the Bronx



- 1** In 2021, there were **33,208 intimate partner domestic incident reports (DIRs)** in Brooklyn. These comprised **59%*** of the borough's domestic incident reports.

*This percentage excludes reports with missing relationship field.

- 2** In 2021, there were **1,725 intimate partner felony assaults** in Brooklyn. These comprised **62%** of the borough's domestic violence felony assaults.

- 3** In 2021, there were **139 intimate partner rapes** in Brooklyn. These comprised **69%** of the borough's domestic violence rapes.

4 **HELP IS AVAILABLE**

In the case of an emergency, call 911.









For information and non-emergency services, call 311 or the NYC Domestic Violence Hotline at 1-800-621-HOPE (4673).

Find resources and support in NYC at nyc.gov/nychope.

For walk-in services, visit one of the NYC Family Justice Centers.

NYC Family Justice Center, Brooklyn

Address: 350 Jay Street, Brooklyn, NY 11021 **Phone:** (718)250-5111

Subway: Take  ,  or  train to Jay Street or the   or   train to Borough Hall.

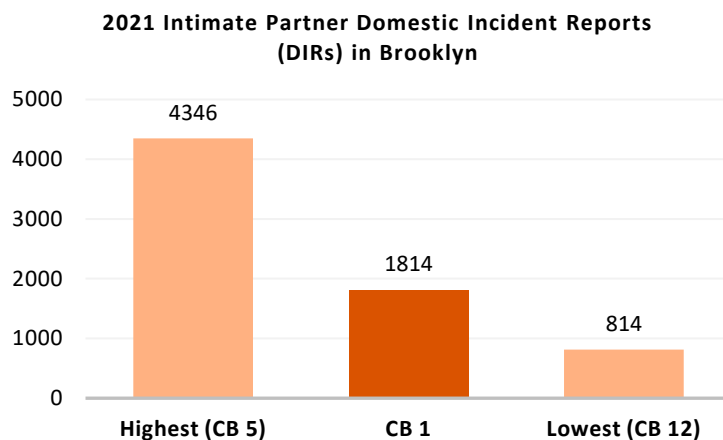
Bus: The B25, B26, B38, B51, B54, B57, B61 B65, B67 and B75 all stop near the Center.

Services are free and confidential. All are welcome regardless of gender identity or expression, sexual orientation, language, or immigration status.

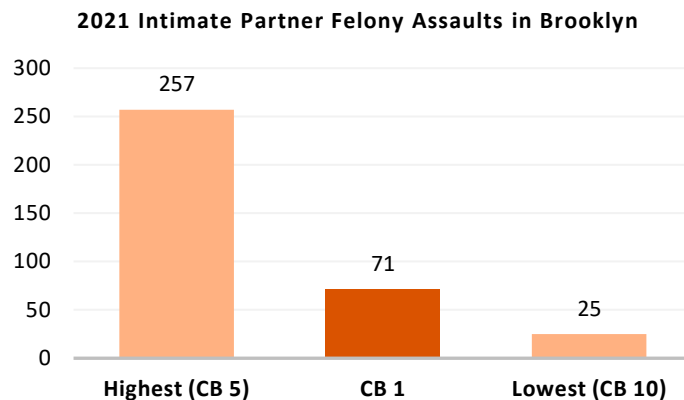
COMMUNITY BOARD 1: Greenpoint and Williamsburg

- 1 In 2021, there were **1,814 intimate partner domestic incident reports** in Brooklyn Community Board 1, comprising **65%*** of the neighborhood's domestic incident reports.

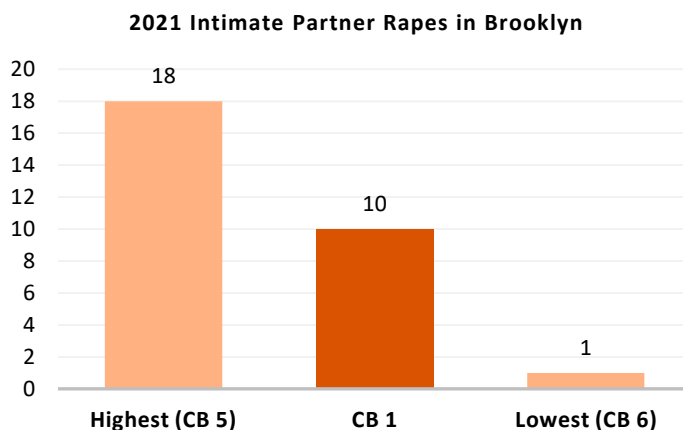
*This percentage excludes reports with missing relationship field.



- 2 In 2021, there were **71 intimate partner felony assaults**, comprising **61%** of the neighborhood's domestic violence felony assaults.



- 3 In 2021, there were **10 intimate partner rapes**, comprising **83%** of the neighborhood's domestic violence rapes.

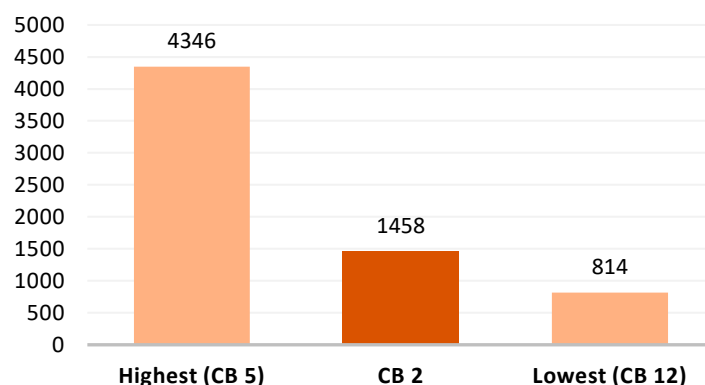


COMMUNITY BOARD 2: Fort Greene and Brooklyn Heights

- 1** In 2021, there were **1,458 intimate partner domestic incident reports** in Brooklyn Community Board 2, comprising **62%*** of the neighborhood's domestic incident reports.

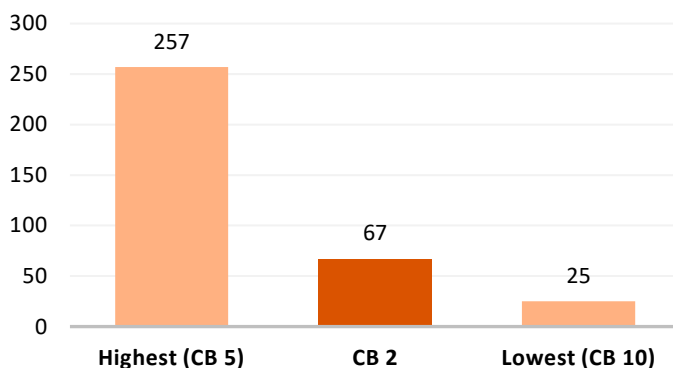
*This percentage excludes reports with missing relationship field.

2021 Intimate Partner Domestic Incident Reports (DIRs) in Brooklyn



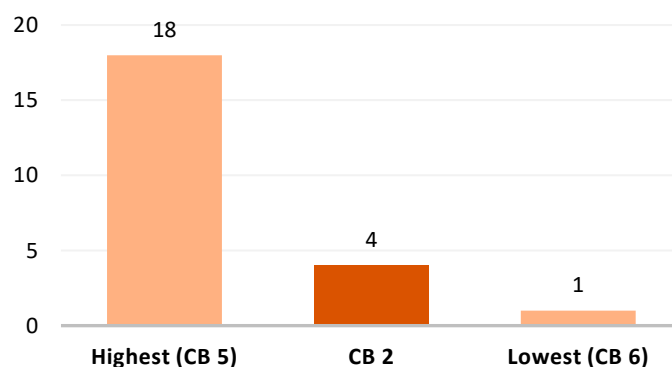
- 2** In 2021, there were **67 intimate partner felony assaults**, comprising **67%** of the neighborhood's domestic violence felony assaults.

2021 Intimate Partner Felony Assaults in Brooklyn



- 3** In 2021, there were **4 intimate partner rapes**, comprising **80%** of the neighborhood's domestic violence rapes.

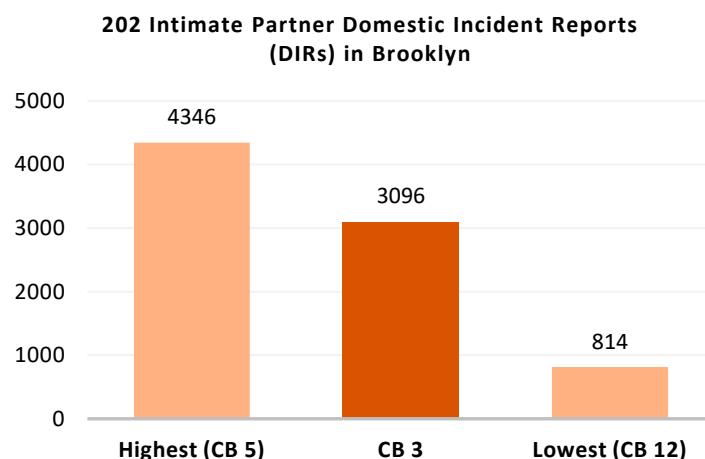
2021 Intimate Partner Rapes in Brooklyn



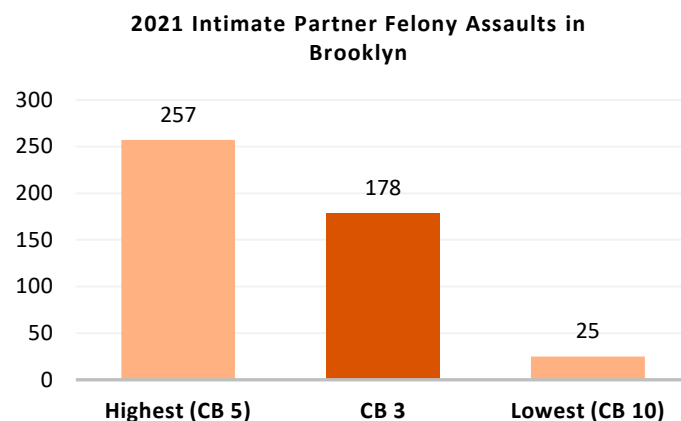
COMMUNITY BOARD 3: Bedford-Stuyvesant

- 1** In 2021, there were **3,096 intimate partner domestic incident reports** in Brooklyn Community Board 3, comprising **55%*** of the neighborhood's domestic incident reports.

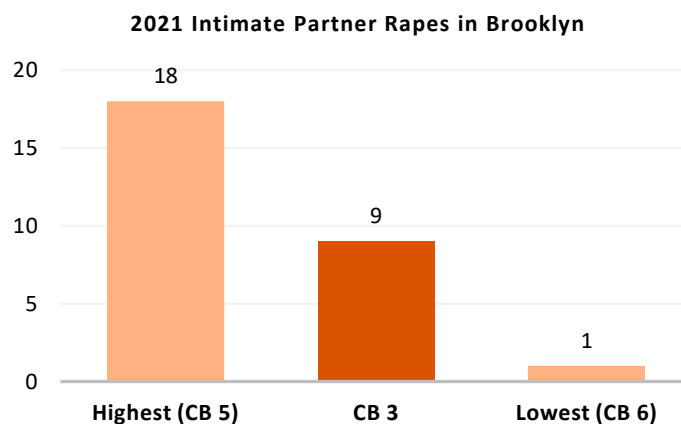
*This percentage excludes reports with missing relationship field.



- 2** In 2021, there were **178 intimate partner felony assaults**, comprising **63%** of the neighborhood's domestic violence felony assaults.



- 3** In 2021, there were **9 intimate partner rapes**, comprising **82%** of the neighborhood's domestic violence rapes.

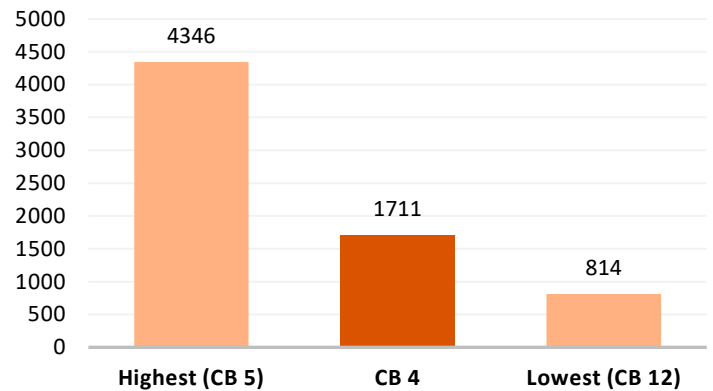


COMMUNITY BOARD 4: Bushwick

- 1 In 2021, there were **1,711 intimate partner domestic incident reports** in Brooklyn Community Board 4, comprising **63%*** of the neighborhood's domestic incident reports.

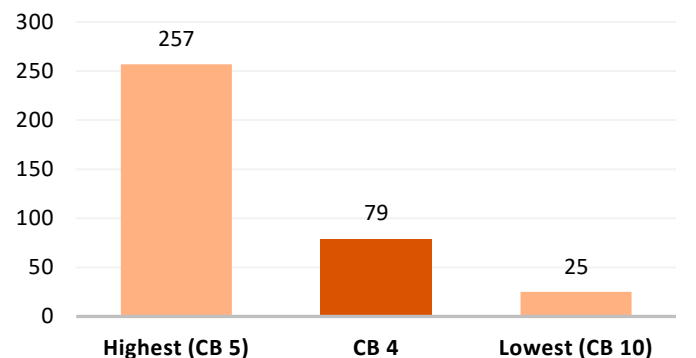
*This percentage excludes reports with missing relationship field.

2021 Intimate Partner Domestic Incident Reports (DIRs) in Brooklyn



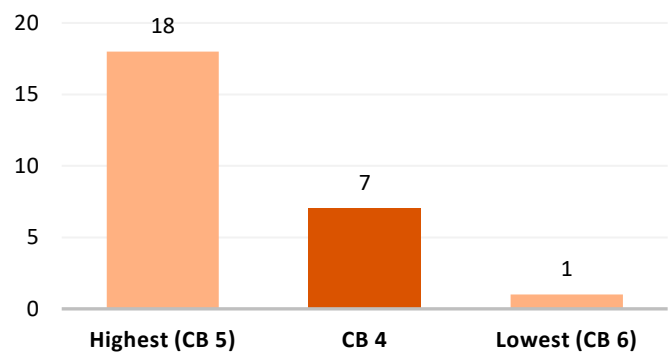
- 2 In 2021, there were **79 intimate partner felony assaults**, comprising **65%** of the neighborhood's domestic violence felony assaults.

2021 Intimate Partner Felony Assaults in Brooklyn



- 3 In 2021, there were **7 intimate partner rapes**, comprising **54%** of the neighborhood's domestic violence rapes.

2021 Intimate Partner Rapes in Brooklyn

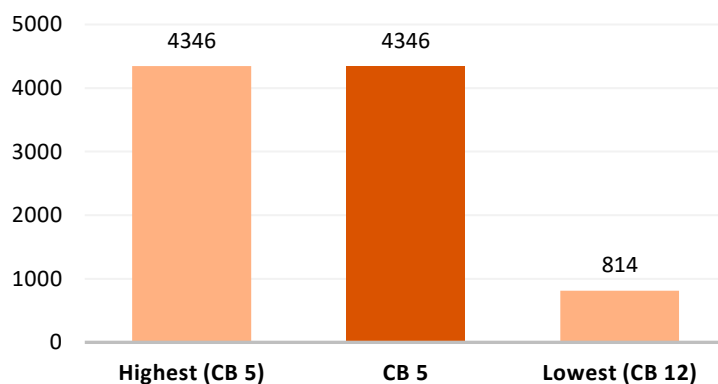


COMMUNITY BOARD 5: East New York and Starrett City

- 1 In 2021, there were **4,346 intimate partner domestic incident reports** in Brooklyn Community Board 5, comprising **59%*** of the neighborhood's domestic incident reports.

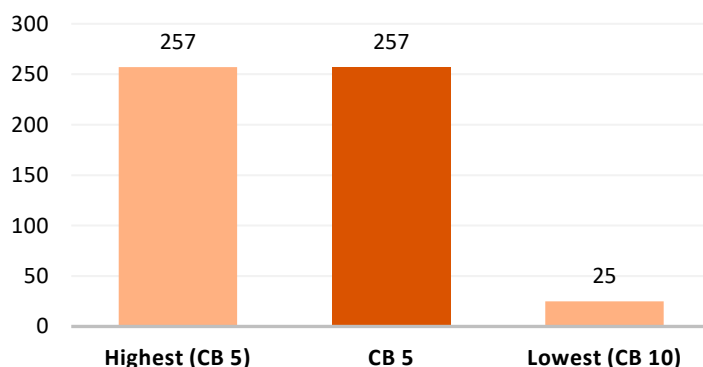
*This percentage excludes reports with missing relationship field.

2021 Intimate Partner Domestic Incident Reports (DIRs) in Brooklyn



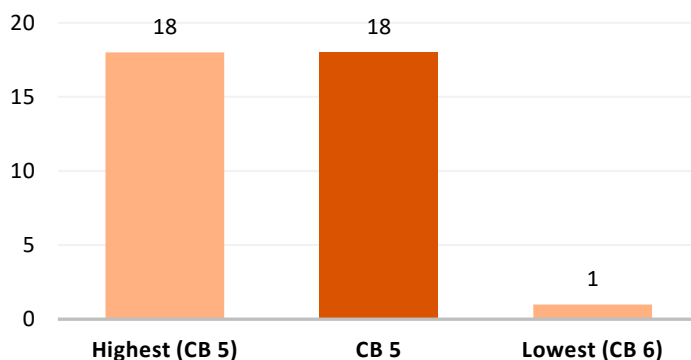
- 2 In 2021, there were **257 intimate partner felony assaults**, comprising **62%** of the neighborhood's domestic violence felony assaults.

2021 Intimate Partner Felony Assaults in Brooklyn



- 3 In 2021, there were **18 intimate partner rapes**, comprising **60%** of the neighborhood's domestic violence rapes.

2021 Intimate Partner Rapes in Brooklyn

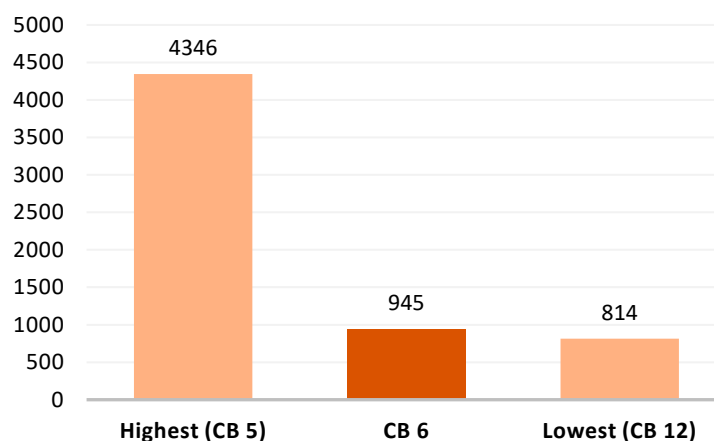


COMMUNITY BOARD 6: Park Slope and Carroll Gardens

- 1** In 2021, there were **945 intimate partner domestic incident reports** in Brooklyn Community Board 6, comprising **58%*** of the neighborhood's domestic incident reports.

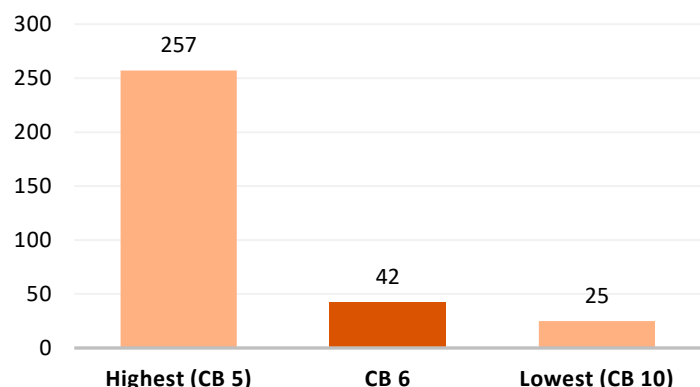
*This percentage excludes reports with missing relationship field.

2021 Intimate Partner Domestic Incident Reports (DIRs) in Brooklyn



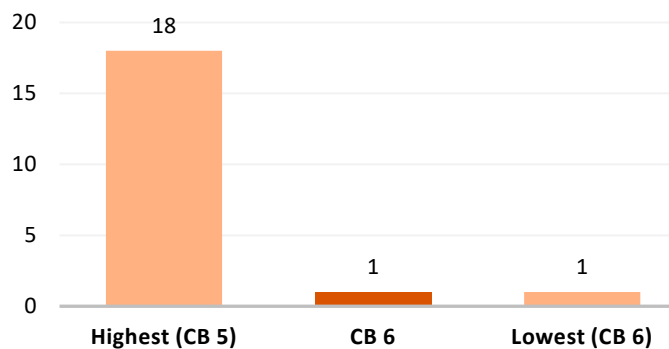
- 2** In 2021, there were **42 intimate partner felony assaults**, comprising **63%** of the neighborhood's domestic violence felony assaults.

2021 Intimate Partner Felony Assaults in Brooklyn



- 3** In 2021, there was **1 intimate partner rape**, comprising **33%** of the neighborhood's domestic violence rapes.

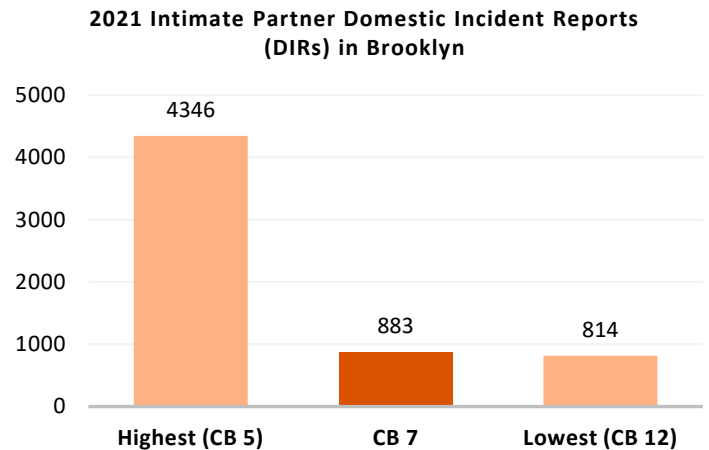
2021 Intimate Partner Rapes in Brooklyn



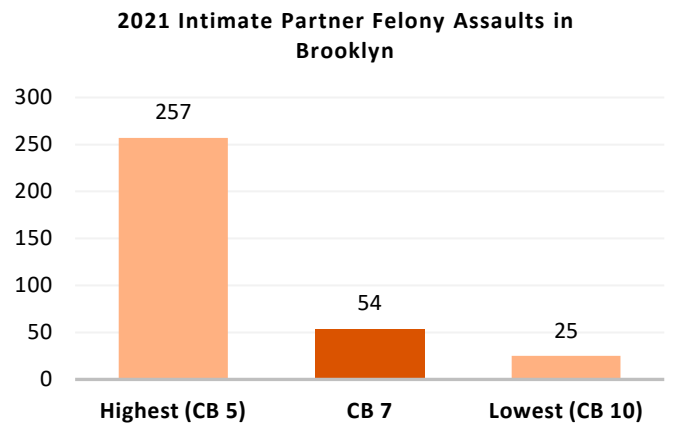
COMMUNITY BOARD 7: Sunset Park

- 1 In 2021, there were **883 intimate partner domestic incident reports** in Brooklyn Community Board 7, comprising **64%*** of the neighborhood's domestic incident reports.

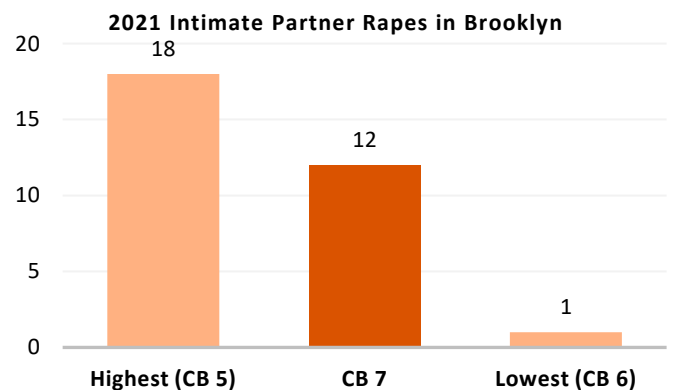
*This percentage excludes reports with missing relationship field.



- 2 In 2021, there were **54 intimate partner felony assaults**, comprising **76%** of the neighborhood's domestic violence felony assaults.



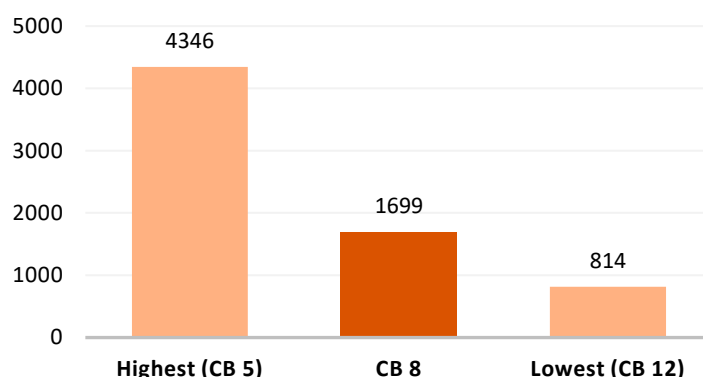
- 3 In 2021, there were **12 intimate partner rapes**, comprising **80%** of the neighborhood's domestic violence rapes.



COMMUNITY BOARD 8: Crown Heights and Prospect Heights

- 1** In 2021, there were **1,699 intimate partner domestic incident reports** in Brooklyn Community Board 8, comprising **56%*** of the neighborhood's domestic incident reports.

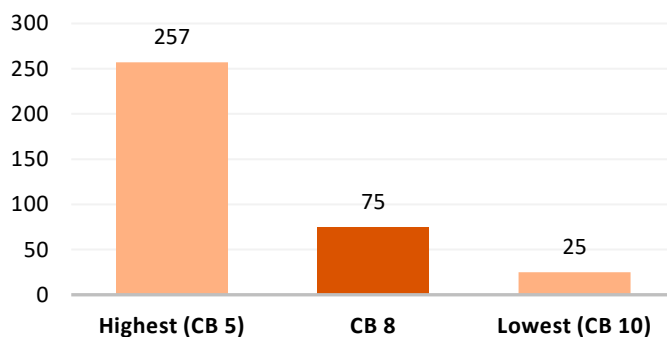
2021 Intimate Partner Domestic Incident Reports (DIRs) in Brooklyn



*This percentage excludes reports with missing relationship field.

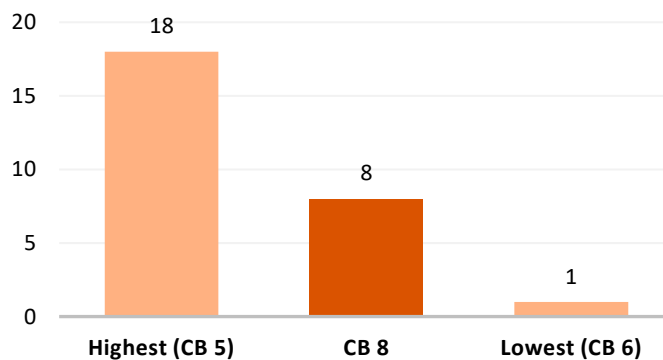
- 2** In 2021, there were **75 intimate partner felony assaults**, comprising **61%** of the neighborhood's domestic violence felony assaults.

2021 Intimate Partner Felony Assaults in Brooklyn



- 3** In 2021, there were **8 intimate partner rapes**, comprising **73%** of the neighborhood's domestic violence rapes.

2021 Intimate Partner Rapes in Brooklyn

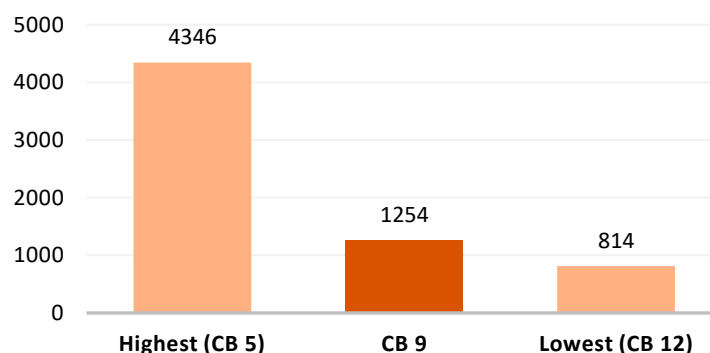


COMMUNITY BOARD 9: South Crown Heights and Lefferts Gardens

- 1** In 2021, there were **1,254 intimate partner domestic incident reports** in Brooklyn Community Board 9, comprising **50%*** of the neighborhood's domestic incident reports.

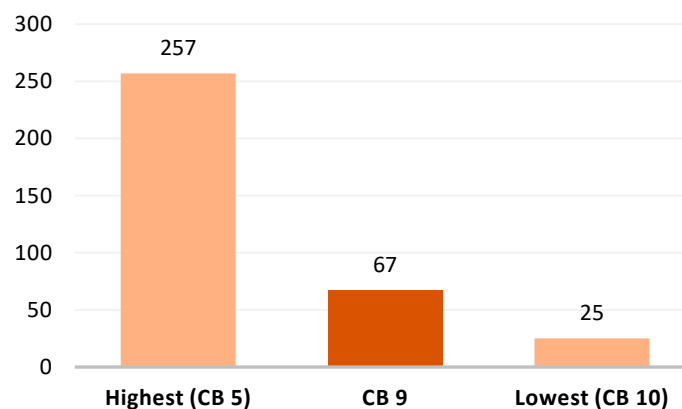
*This percentage excludes reports with missing relationship field.

2021 Intimate Partner Domestic Incident Reports (DIRs) in Brooklyn



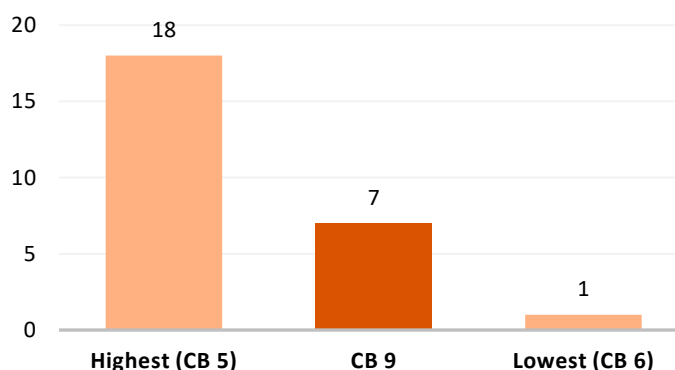
- 2** In 2021, there were **67 intimate partner felony assaults**, comprising **57%** of the neighborhood's domestic violence felony assaults.

2021 Intimate Partner Felony Assaults in Brooklyn



- 3** In 2021, there was **7 intimate partner rape**, comprising **70%** of the neighborhood's domestic violence rapes.

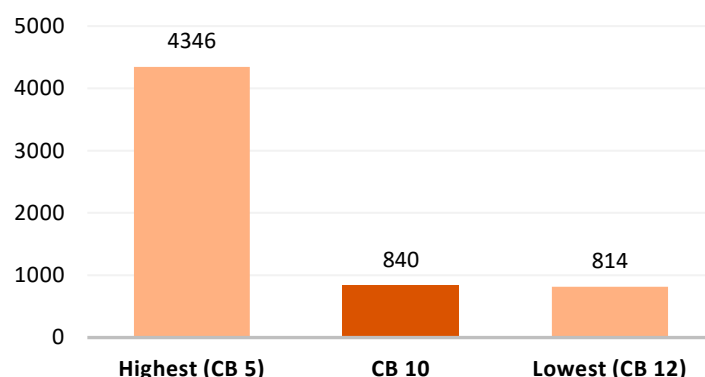
2021 Intimate Partner Rapes in Brooklyn



COMMUNITY BOARD 10: Bay Ridge and Dyker Heights

- 1 In 2021, there were **840 intimate partner domestic incident reports** in Brooklyn Community Board 10, comprising **65%*** of the neighborhood's domestic incident reports.

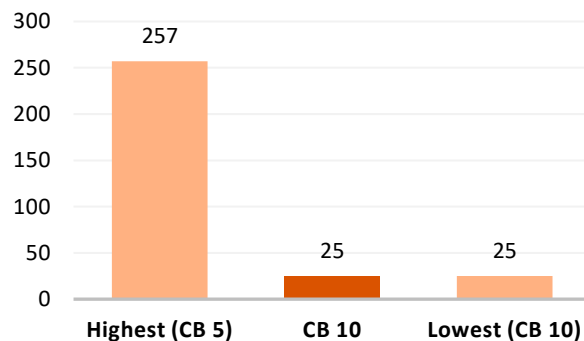
2021 Intimate Partner Domestic Incident Reports (DIRs) in Brooklyn



*This percentage excludes reports with missing relationship field.

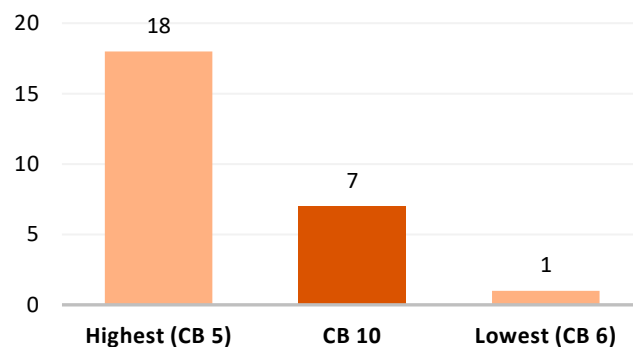
- 2 In 2021, there were **25 intimate partner felony assaults**, comprising **61%** of the neighborhood's domestic violence felony assaults.

2021 Intimate Partner Felony Assaults in Brooklyn



- 3 In 2021, there were **7 intimate partner rapes**, comprising **70%** of the neighborhood's domestic violence rapes.

2021 Intimate Partner Rapes in Manhattan

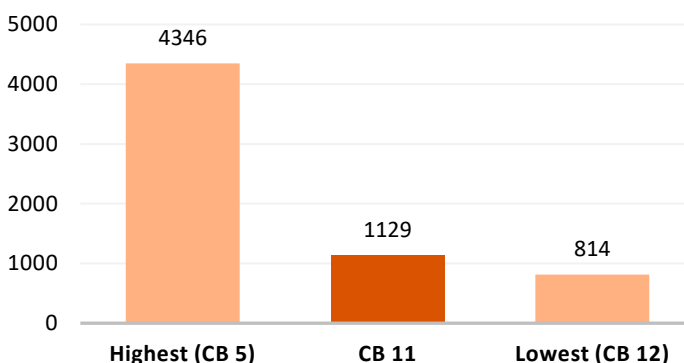


COMMUNITY BOARD 11: Bensonhurst

- 1** In 2021, there were **1,129 intimate partner domestic incident reports** in Brooklyn Community Board 11, comprising **62%*** of the neighborhood's domestic incident reports.

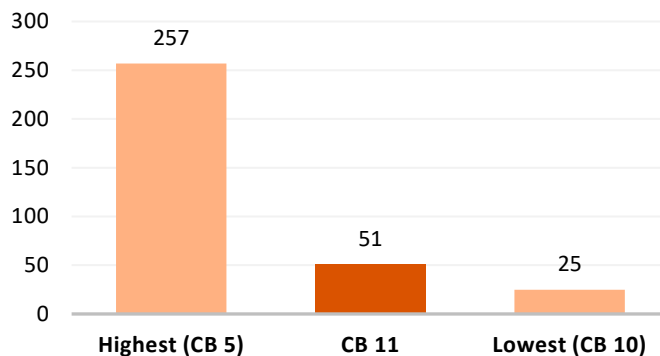
*This percentage excludes reports with missing relationship field.

2021 Intimate Partner Domestic Incident Reports (DIRs) in Brooklyn



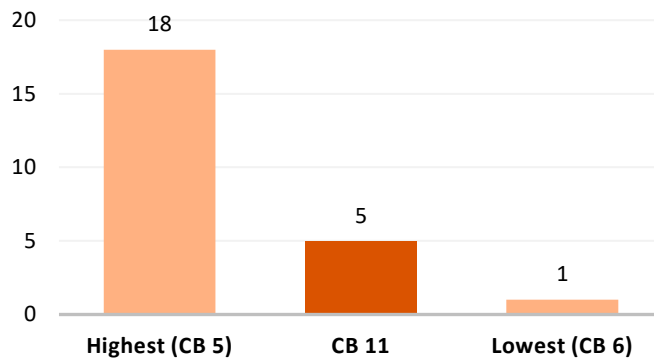
- 2** In 2021, there were **51 intimate partner felony assaults**, comprising **61%** of the neighborhood's domestic violence felony assaults.

2021 Intimate Partner Felony Assaults in Brooklyn



- 3** In 2021, there were **5 intimate partner rapes**, comprising **45%** of the neighborhood's domestic violence rapes.

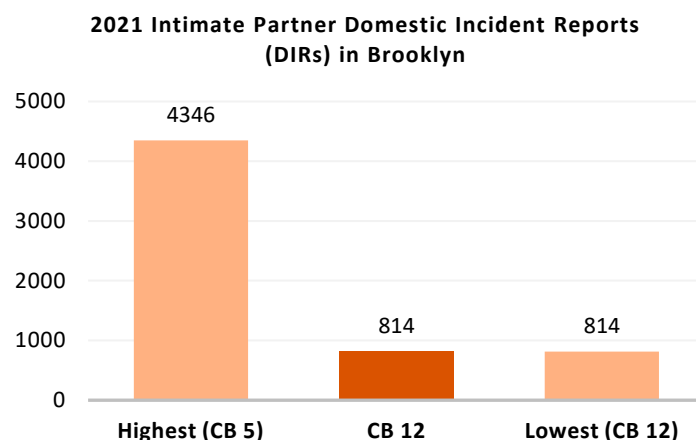
2021 Intimate Partner Rapes in Brooklyn



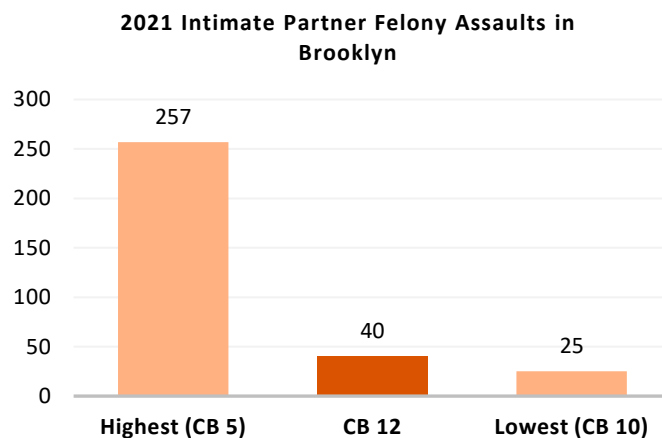
COMMUNITY BOARD 12: Borough Park

- 1 In 2021, there were **814 intimate partner domestic incident reports** in Brooklyn Community Board 12, comprising **57%*** of the neighborhood's domestic incident reports.

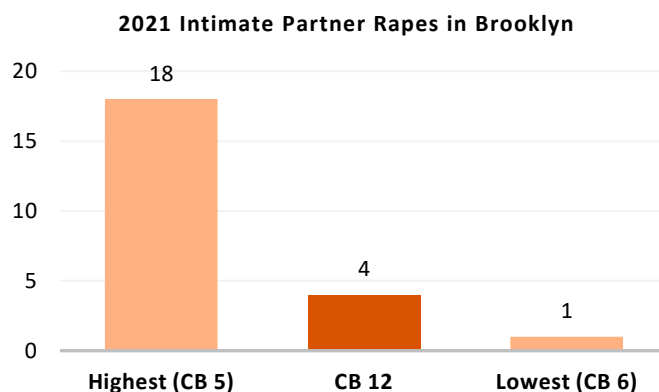
*This percentage excludes reports with missing relationship field.



- 2 In 2021, there were **40 intimate partner felony assaults**, comprising **56%** of the neighborhood's domestic violence felony assaults.



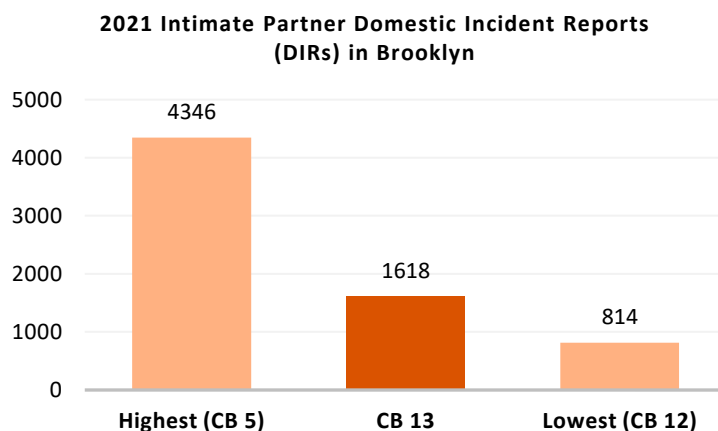
- 3 In 2021, there were **4 intimate partner rapes**, comprising **80%** of the neighborhood's domestic violence rapes.



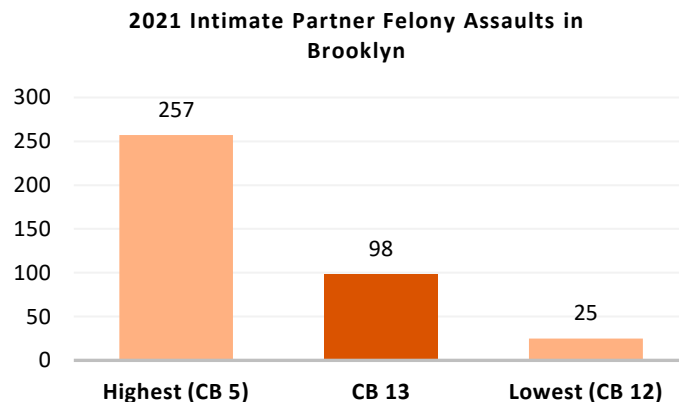
COMMUNITY BOARD 13: Coney Island

- 1 In 2021, there were **1,618 intimate partner domestic incident reports** in Brooklyn Community Board 13, comprising **55%*** of the neighborhood's domestic incident reports.

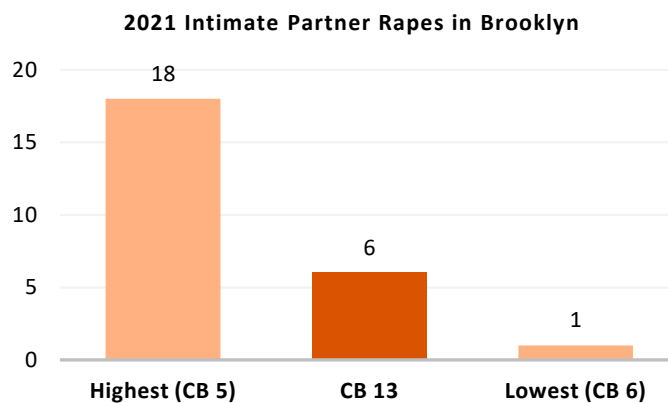
*This percentage excludes reports with missing relationship field.



- 2 In 2021, there were **98 intimate partner felony assaults**, comprising **63%** of the neighborhood's domestic violence felony assaults.



- 3 In 2021, there were **6 intimate partner rapes**, comprising **100%** of the neighborhood's domestic violence rapes.

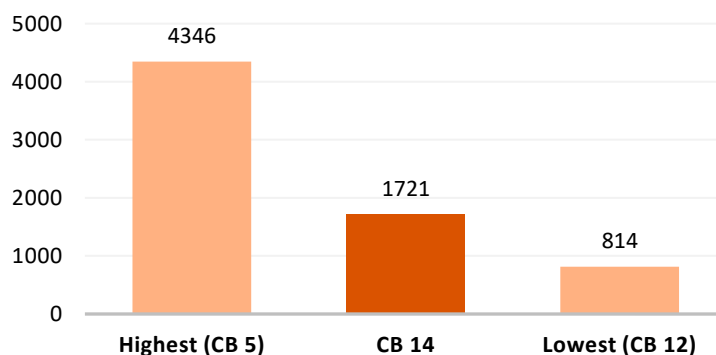


COMMUNITY BOARD 14: Flatbush and Midwood

- 1** In 2021, there were **1,718 intimate partner domestic incident reports** in Brooklyn Community Board 14, comprising **61%*** of the neighborhood's domestic incident reports.

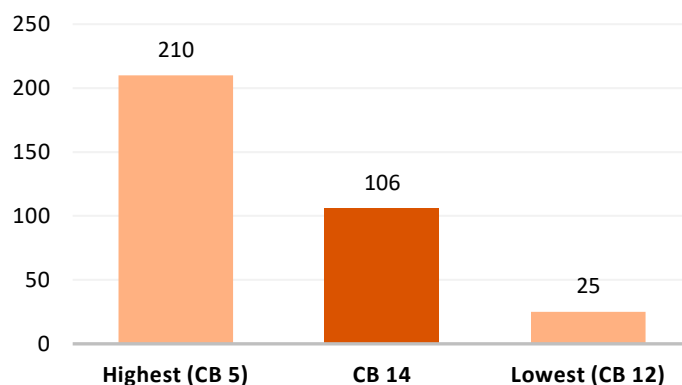
*This percentage excludes reports with missing relationship field.

2021 Intimate Partner Domestic Incident Reports (DIRs) in Brooklyn



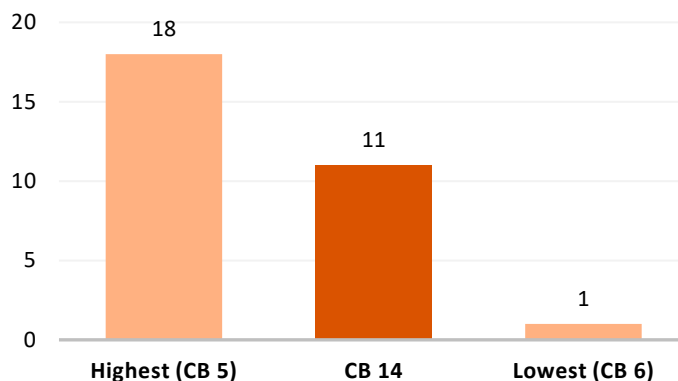
- 2** In 2021, there were **106 intimate partner felony assaults**, comprising **68%** of the neighborhood's domestic violence felony assaults.

2021 Intimate Partner Felony Assaults in Brooklyn



- 3** In 2021, there were **11 intimate partner rapes**, comprising **79%** of the neighborhood's domestic violence rapes.

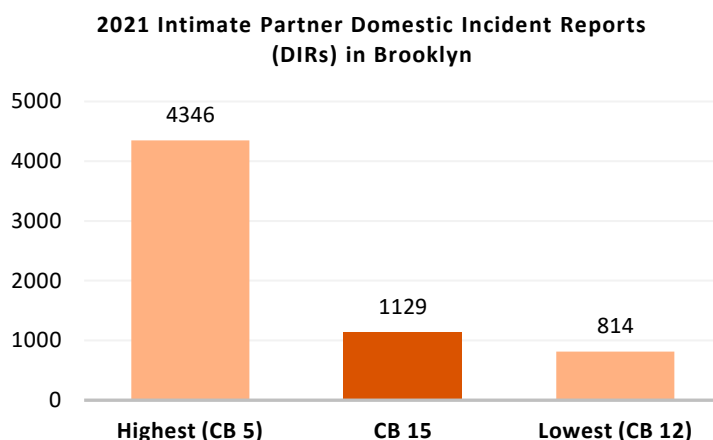
2021 Intimate Partner Rapes in Brooklyn



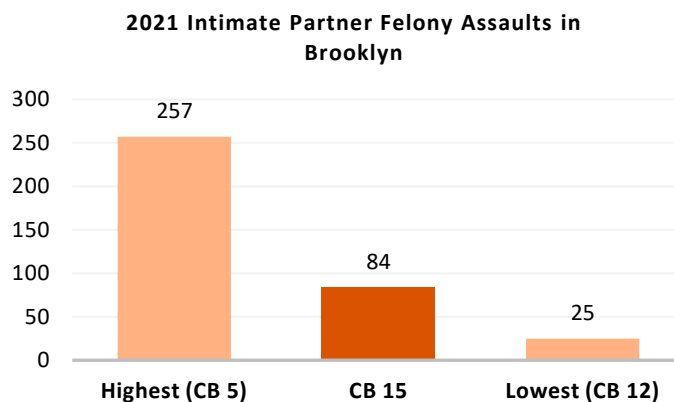
COMMUNITY BOARD 15: Sheepshead Bay

- 1 In 2021, there were **1,129 intimate partner domestic incident reports** in Brooklyn Community Board 15, comprising **59%*** of the neighborhood's domestic incident reports.

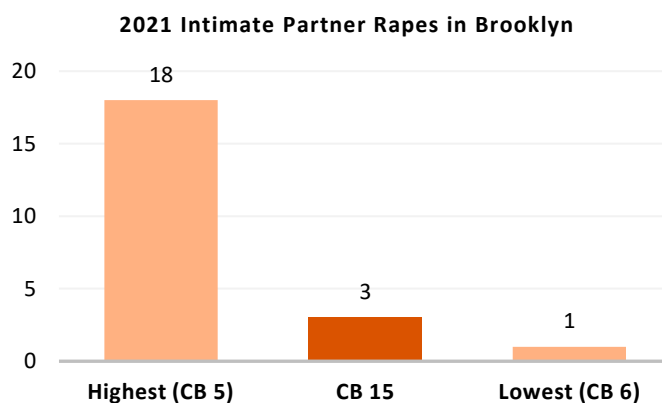
*This percentage excludes reports with missing relationship field.



- 2 In 2021, there were **84 intimate partner felony assaults**, comprising **63%** of the neighborhood's domestic violence felony assaults.



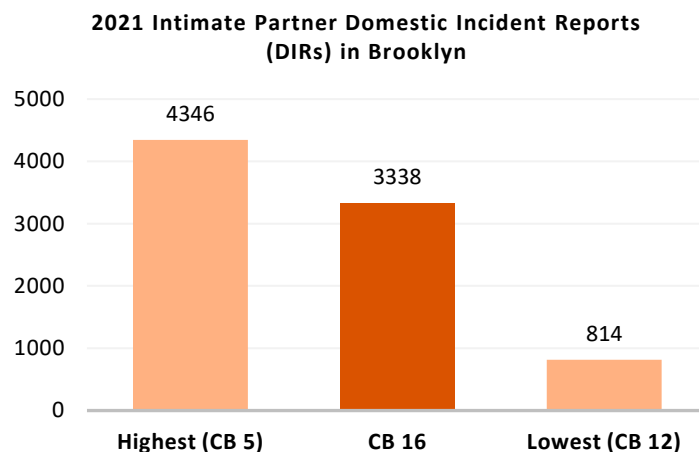
- 3 In 2021, there were **3 intimate partner rapes**, comprising **75%** of the neighborhood's domestic violence rapes.



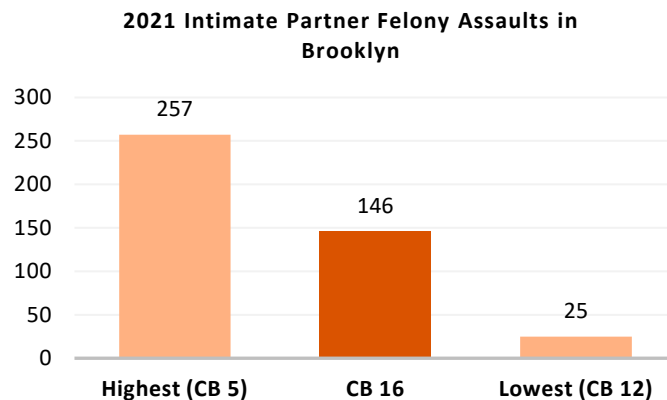
COMMUNITY BOARD 16: Brownsville

- 1 In 2021, there were **3,338 intimate partner domestic incident reports** in Brooklyn Community Board 16, comprising **57%*** of the neighborhood's domestic incident reports.

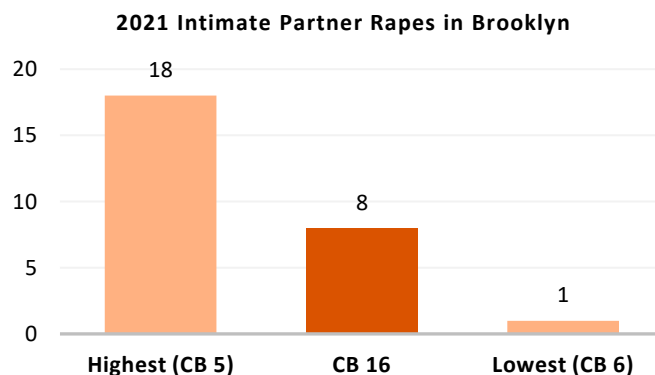
*This percentage excludes reports with missing relationship field.



- 2 In 2021, there were **146 intimate partner felony assaults**, comprising **56%** of the neighborhood's domestic violence felony assaults.



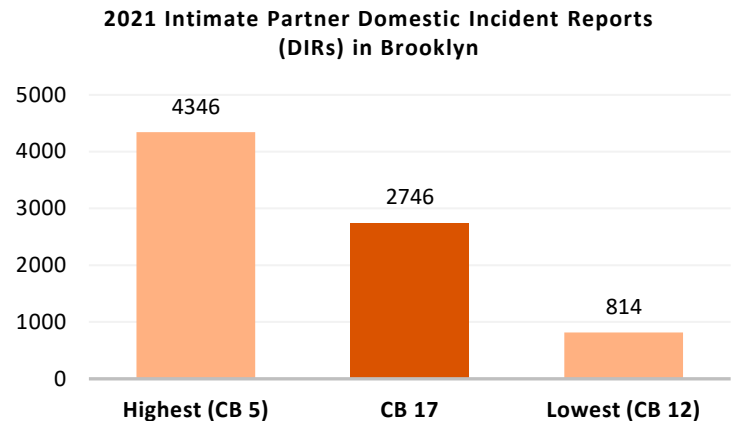
- 3 In 2021, there were **8 intimate partner rapes**, comprising **57%** of the neighborhood's domestic violence rapes.



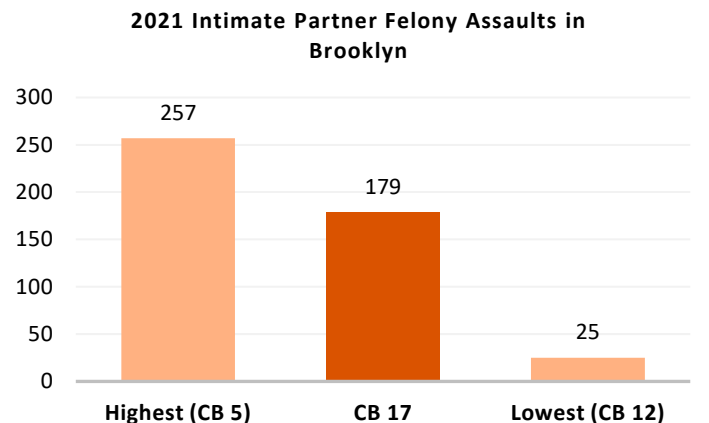
COMMUNITY BOARD 17: East Flatbush

- 1 In 2021, there were **2,746 intimate partner domestic incident reports** in Brooklyn Community Board 17, comprising **61%*** of the neighborhood's domestic incident reports.

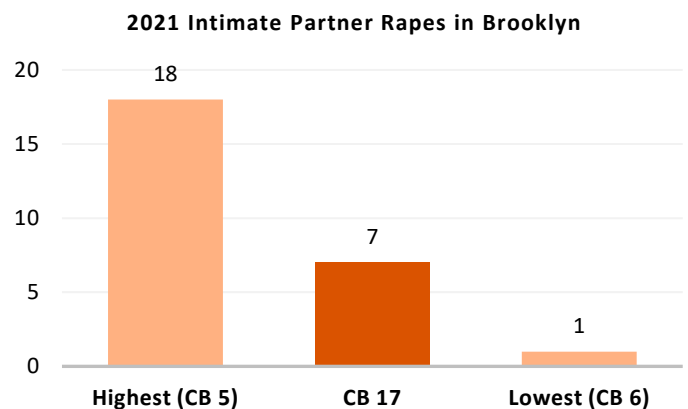
*This percentage excludes reports with missing relationship field.



- 2 In 2021, there were **179 intimate partner felony assaults**, comprising **63%** of the neighborhood's domestic violence felony assaults.



- 3 In 2021, there were **7 intimate partner rapes**, comprising **70%** of the neighborhood's domestic violence rapes.

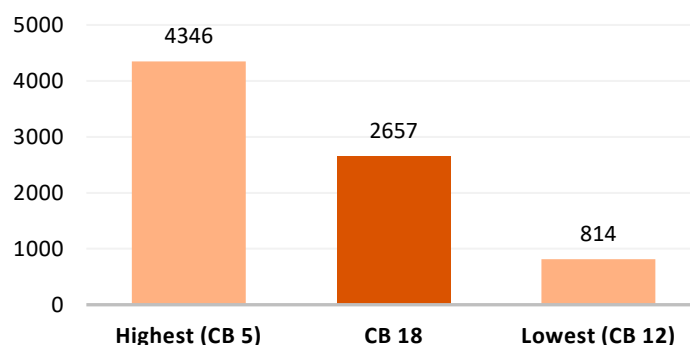


COMMUNITY BOARD 18: Flatlands and Canarsie

- 1 In 2021, there were **2,657 intimate partner domestic incident reports** in Brooklyn Community Board 18, comprising **57%*** of the neighborhood's domestic incident reports.

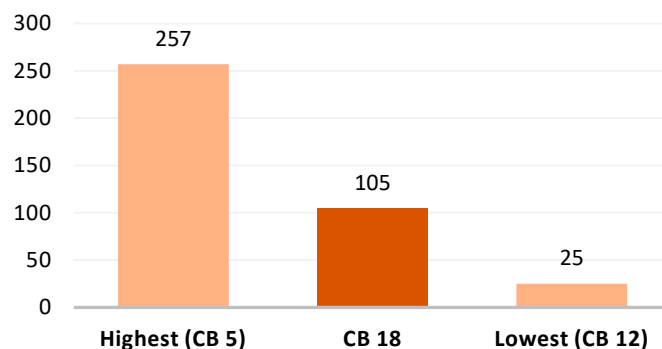
*This percentage excludes reports with missing relationship field.

2021 Intimate Partner Domestic Incident Reports (DIRs) in Brooklyn



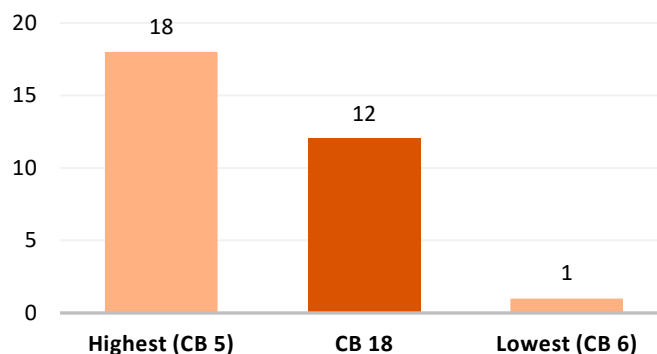
- 2 In 2021, there were **105 intimate partner felony assaults**, comprising **59%** of the neighborhood's domestic violence felony assaults.

2021 Intimate Partner Felony Assaults in Brooklyn



- 3 In 2021, there were **12 intimate partner rapes**, comprising **63%** of the neighborhood's domestic violence rapes.

2021 Intimate Partner Rapes in Brooklyn



- 1** In 2021, there were **25,203 intimate partner domestic incident reports (DIRs)** in Queens. These comprised **61%*** of the borough's domestic incident reports.

*This percentage excludes reports with missing relationship field.

- 2** In 2021, there were **1,365 intimate partner felony assaults** in Queens. These comprised **66%** of the borough's domestic violence felony assaults.

- 3** In 2021, there were **123 intimate partner rapes** in Queens. These comprised **72%** of the borough's domestic violence rapes.

4 **HELP IS AVAILABLE**

In the case of an emergency, call 911.



For information and non-emergency services, call 311 or the NYC Domestic Violence Hotline at 1-800-621-HOPE (4673).

Find resources and support in NYC at nyc.gov/nychope.

For walk-in services, visit one of the NYC Family Justice Centers.

NYC Family Justice Center, Queens

Address: 126-02 82nd Avenue, Kew Gardens, NY 11415 Phone: (718)575-4500

Subway: Take the  or  train to Kew Gardens/Union Turnpike. Use the "Court House/North Side:" exit and walk east on Queens Boulevard past Queens Borough Hall. Turn left on 82nd Avenue.

Bus: The Q10, Q37, Q46, and Q60 all stop near the Center.

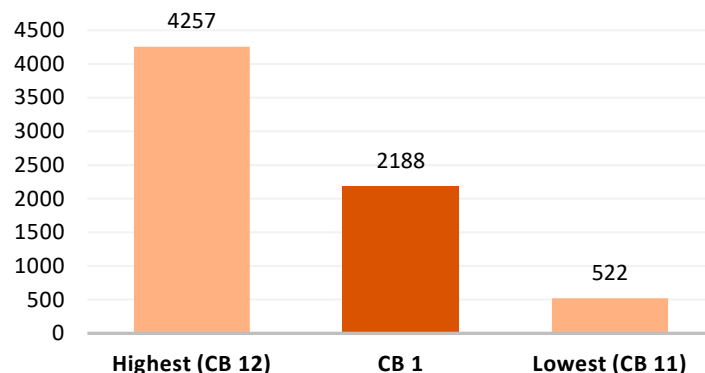
Services are free and confidential. All are welcome regardless of gender identity or expression, sexual orientation, language, or immigration status.

COMMUNITY BOARD 1: Long Island City and Astoria

- 1** In 2021, there were **2,188 intimate partner domestic incident reports** in Queens Community Board 1, comprising **61%*** of the neighborhood's domestic incident reports.

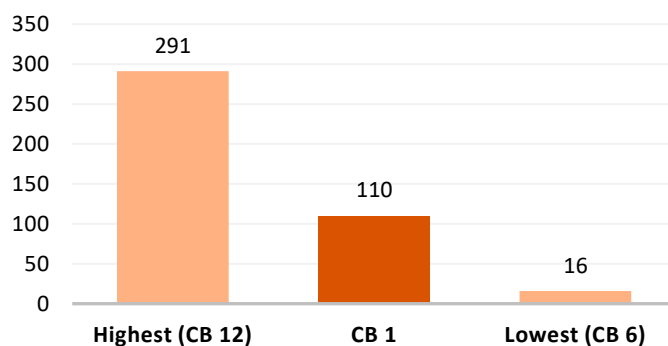
*This percentage excludes reports with missing relationship field.

2021 Intimate Partner Domestic Incident Reports (DIRs) in Queens



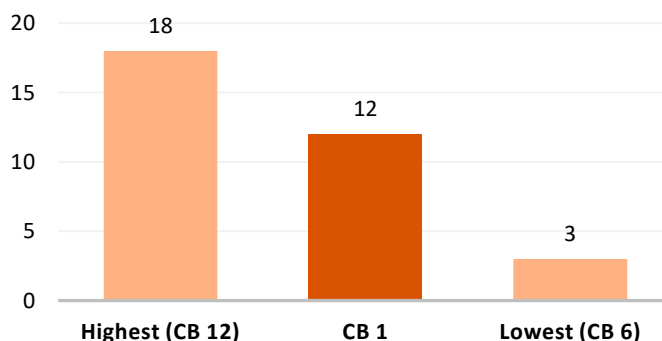
- 2** In 2021, there were **110 intimate partner felony assaults**, comprising **71%** of the neighborhood's domestic violence felony assaults.

2021 Intimate Partner Felony Assaults in Queens



- 3** In 2021, there were **12 intimate partner rapes**, comprising **86%** of the neighborhood's domestic violence rapes.

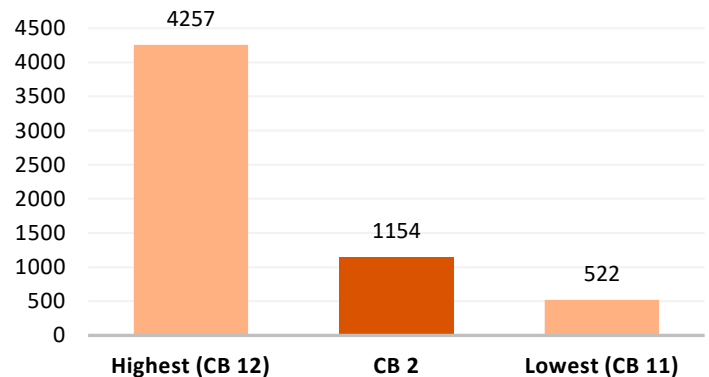
2021 Intimate Partner Rapes in Queens



COMMUNITY BOARD 2: Woodside and Sunnyside

- 1** In 2021, there were **1,154 intimate partner domestic incident reports** in Queens Community Board 2, comprising **68%*** of the neighborhood's domestic incident reports.

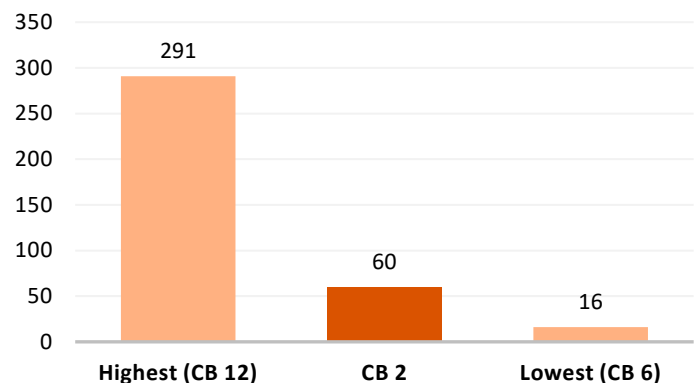
2021 Intimate Partner Domestic Incident Reports (DIRs) in Queens



*This percentage excludes reports with missing relationship field.

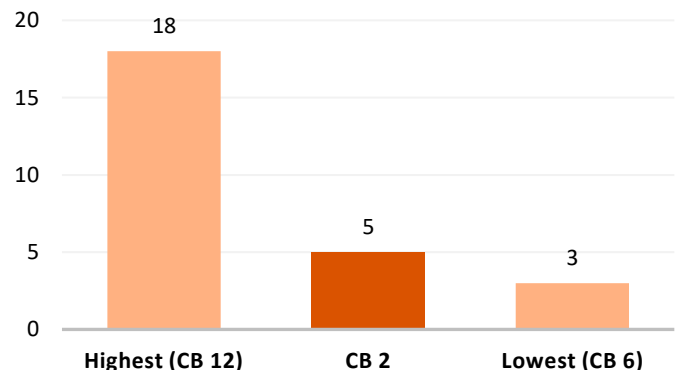
- 2** In 2021, there were **60 intimate partner felony assaults**, comprising **71%** of the neighborhood's domestic violence felony assaults.

2021 Intimate Partner Felony Assaults in Queens



- 3** In 2021, there were **5 intimate partner rapes**, comprising **71%** of the neighborhood's domestic violence rapes.

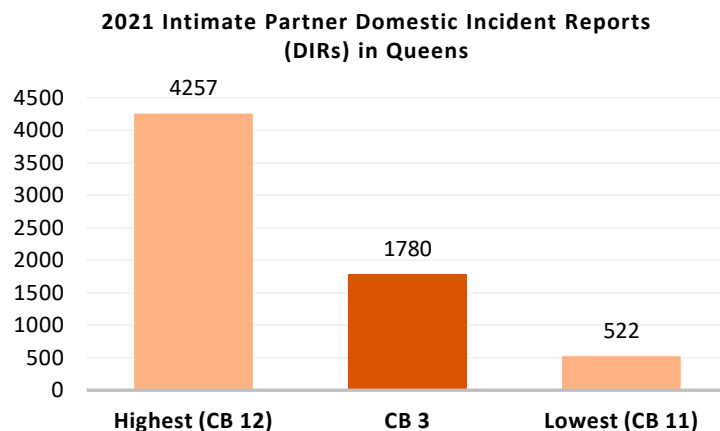
2021 Intimate Partner Rapes in Queens



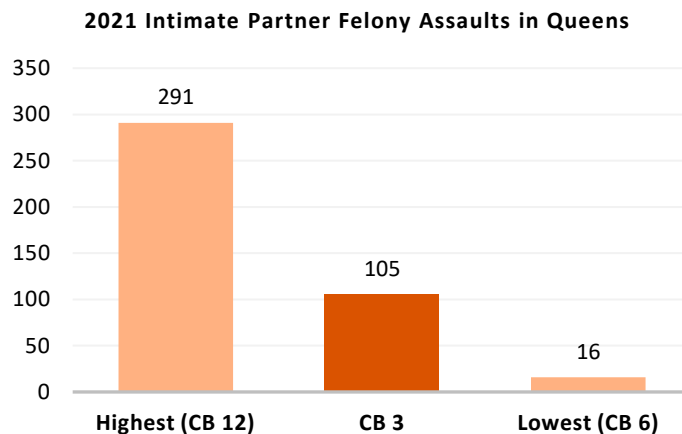
COMMUNITY BOARD 3: Jackson Heights

- 1** In 2021, there were **1,780 intimate partner domestic incident reports** in Queens Community Board 3, comprising **67%*** of the neighborhood's domestic incident reports.

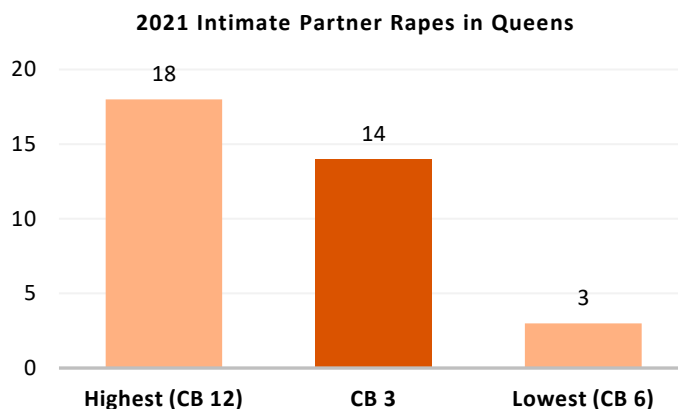
*This percentage excludes reports with missing relationship field.



- 2** In 2021, there were **105 intimate partner felony assaults**, comprising **71%** of the neighborhood's domestic violence felony assaults.



- 3** In 2021, there were **8 intimate partner rapes**, comprising **74%** of the neighborhood's domestic violence rapes.

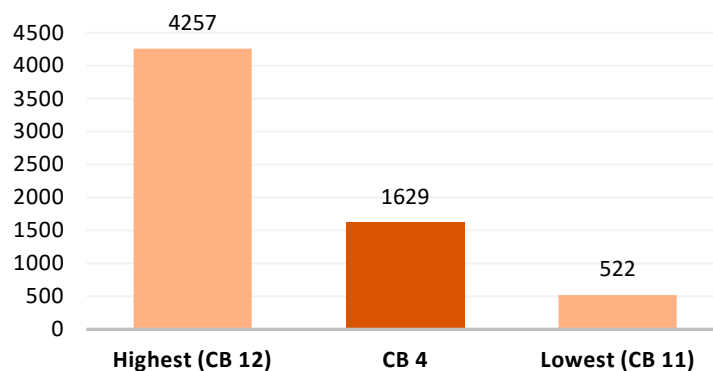


COMMUNITY BOARD 4: Elmhurst and Corona

- 1** In 2021, there were **1,629 intimate partner domestic incident reports** in Queens Community Board 4, comprising **65%*** of the neighborhood's domestic incident reports.

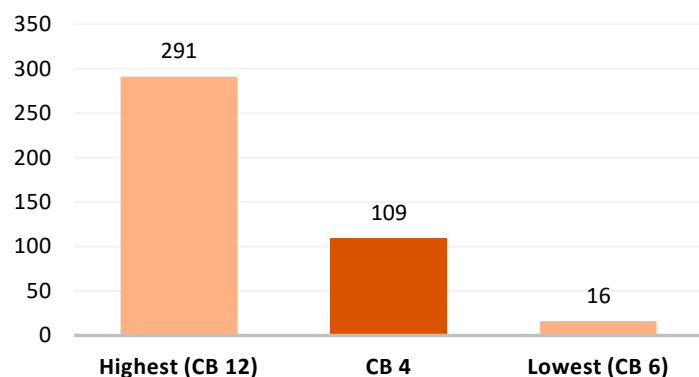
*This percentage excludes reports with missing relationship field.

2021 Intimate Partner Domestic Incident Reports (DIRs) in Queens



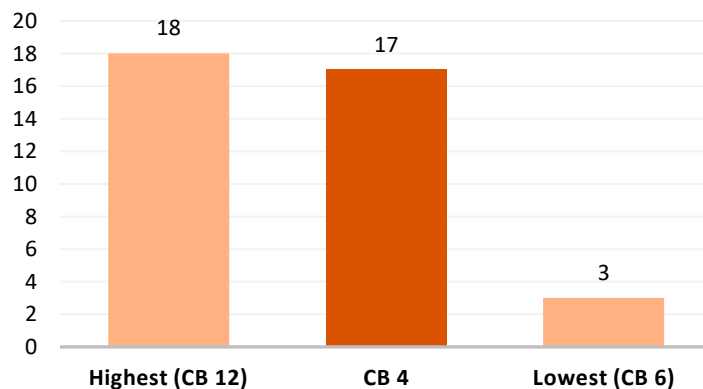
- 2** In 2021, there were **109 intimate partner felony assaults**, comprising **68%** of the neighborhood's domestic violence felony assaults.

2021 Intimate Partner Felony Assaults in Queens



- 3** In 2021, there were **17 intimate partner rapes**, comprising **68%** of the neighborhood's domestic violence rapes.

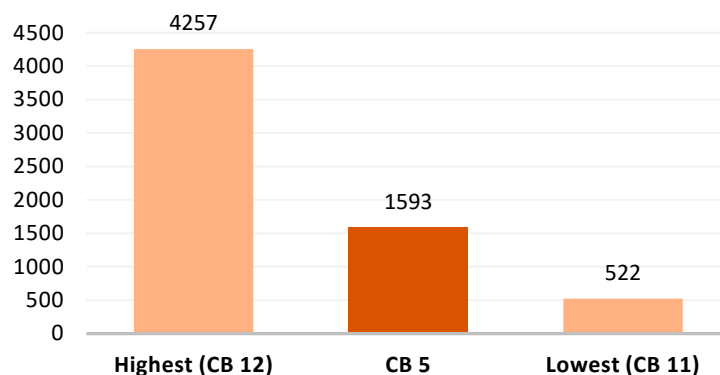
2021 Intimate Partner Rapes in Queens



COMMUNITY BOARD 5: Ridgewood and Maspeth

- 1** In 2021, there were **1,593 intimate partner domestic incident reports** in Queens Community Board 5, comprising **63%*** of the neighborhood's domestic incident reports.

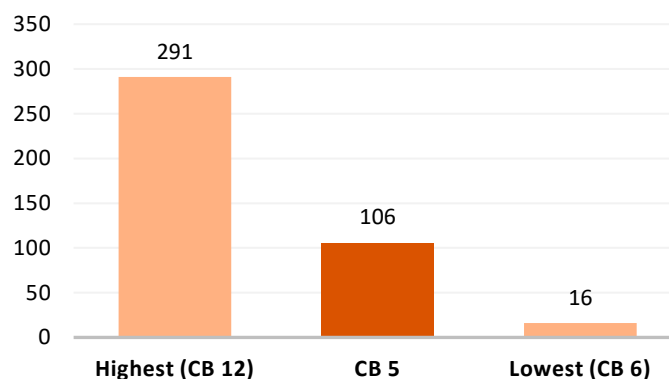
2021 Intimate Partner Domestic Incident Reports (DIRs) in Queens



*This percentage excludes reports with missing relationship field.

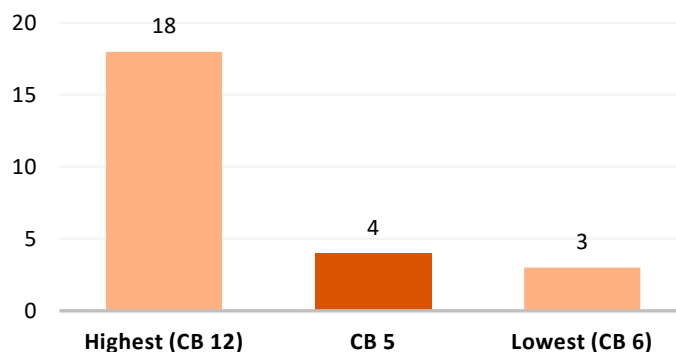
- 2** In 2021, there were **106 intimate partner felony assaults**, comprising **68%** of the neighborhood's domestic violence felony assaults.

2021 Intimate Partner Felony Assaults in Queens



- 3** In 2021, there were **4 intimate partner rapes**, comprising **67%** of the neighborhood's domestic violence rapes.

2021 Intimate Partner Rapes in Queens

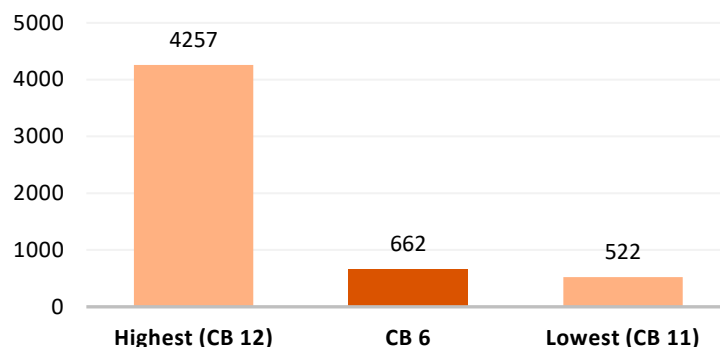


COMMUNITY BOARD 6: Rego Park and Forest Hills

- 1** In 2021, there were **662 intimate partner domestic incident reports** in Queens Community Board 6, comprising **67%*** of the neighborhood's domestic incident reports.

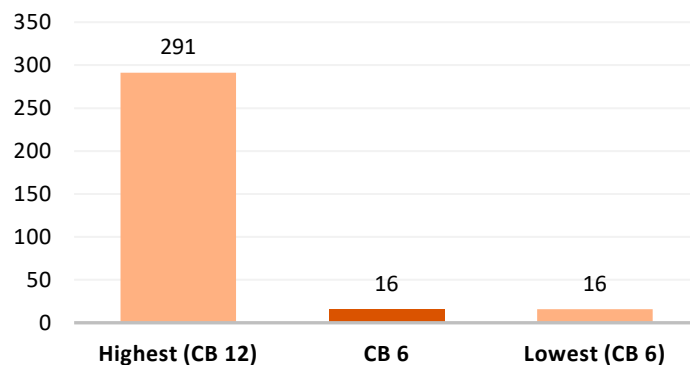
*This percentage excludes reports with missing relationship field.

2021 Intimate Partner Domestic Incident Reports (DIRs) in Queens



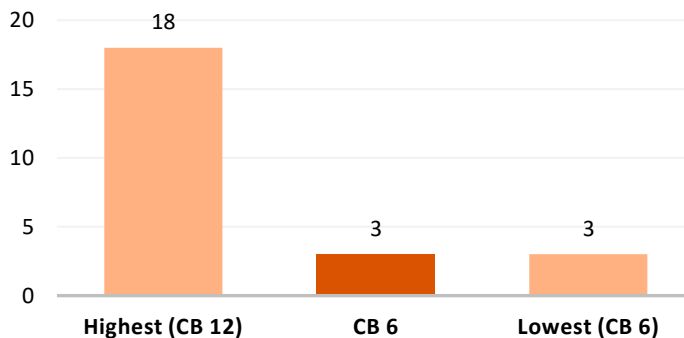
- 2** In 2021, there were **16 intimate partner felony assaults**, comprising **55%** of the neighborhood's domestic violence felony assaults.

2021 Intimate Partner Felony Assaults in Queens



- 3** In 2021, there was **3 intimate partner rape**, comprising **75%** of the neighborhood's domestic violence rapes.

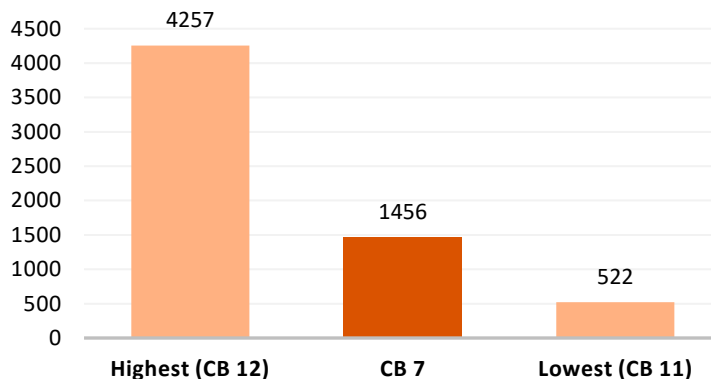
2021 Intimate Partner Rapes in Queens



COMMUNITY BOARD 7: Flushing and Whitestone

- 1** In 2021, there were **1,456 intimate partner domestic incident reports** in Queens Community Board 7, comprising **67%*** of the neighborhood's domestic incident reports.

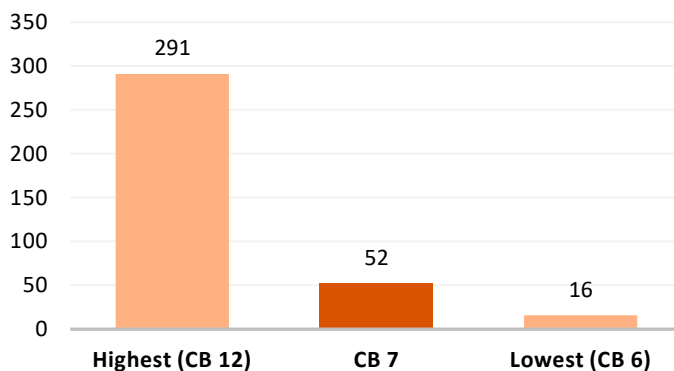
2021 Intimate Partner Domestic Incident Reports (DIRs) in Queens



*This percentage excludes reports with missing relationship field.

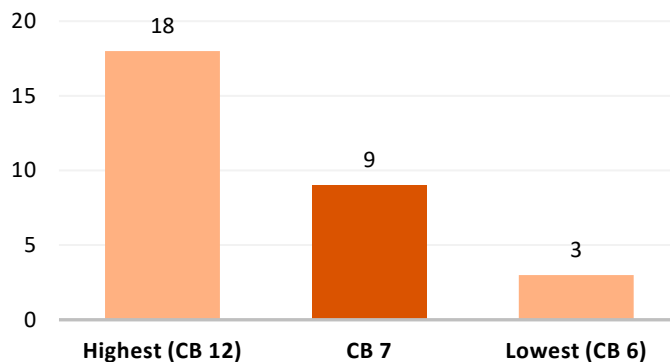
- 2** In 2021, there were **52 intimate partner felony assaults**, comprising **69%** of the neighborhood's domestic violence felony assaults.

2021 Intimate Partner Felony Assaults in Queens



- 3** In 2021, there were **9 intimate partner rapes**, comprising **90%** of the neighborhood's domestic violence rapes.

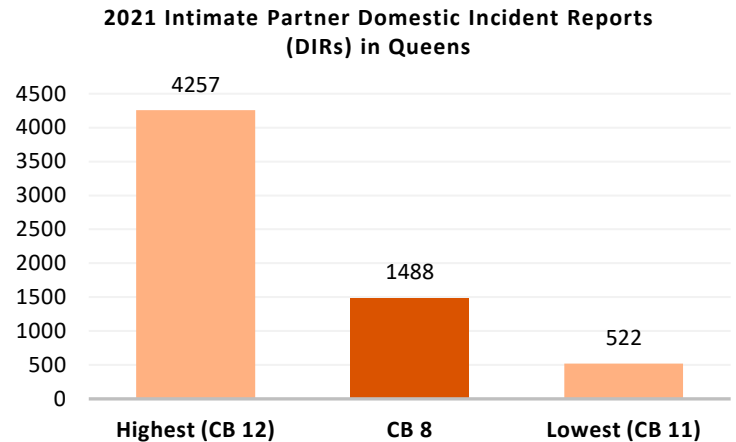
2021 Intimate Partner Rapes in Queens



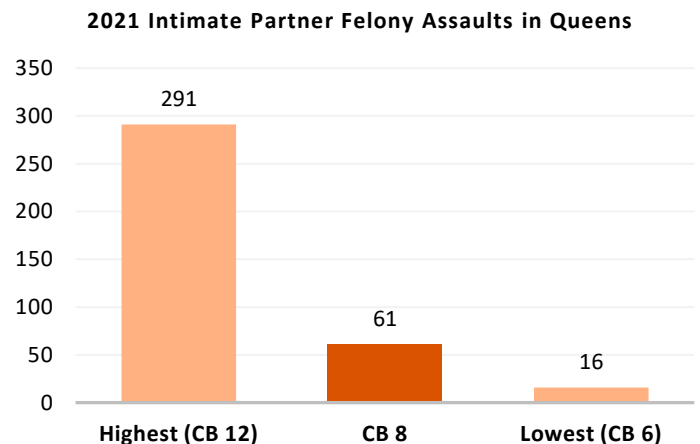
COMMUNITY BOARD 8: Hillcrest and Fresh Meadows

- 1** In 2021, there were **1,488 intimate partner domestic incident reports** in Queens Community Board 8, comprising **59%*** of the neighborhood's domestic incident reports.

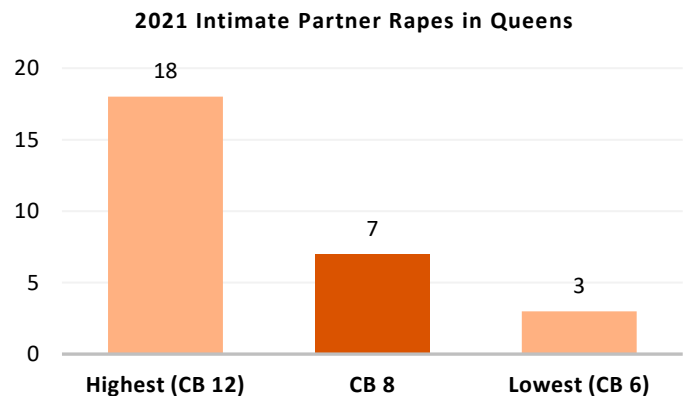
*This percentage excludes reports with missing relationship field.



- 2** In 2021, there were **61 intimate partner felony assaults**, comprising **75%** of the neighborhood's domestic violence felony assaults.



- 3** In 2021, there were **7 intimate partner rapes**, comprising **88%** of the neighborhood's domestic violence rapes.

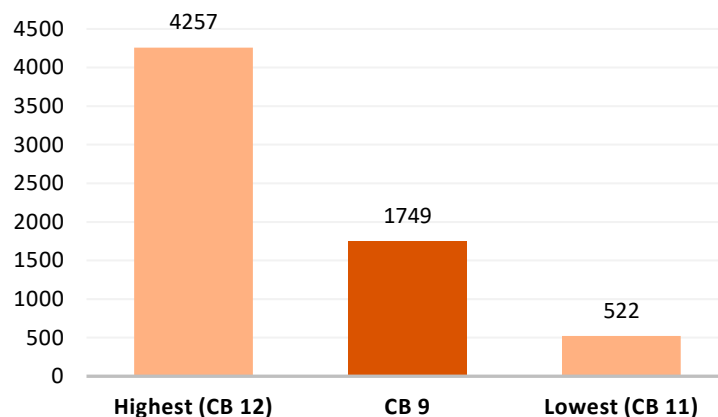


COMMUNITY BOARD 9: Kew Gardens and Woodhaven

- 1** In 2021, there were **1,749 intimate partner domestic incident reports** in Queens Community Board 9, comprising **60%*** of the neighborhood's domestic incident reports.

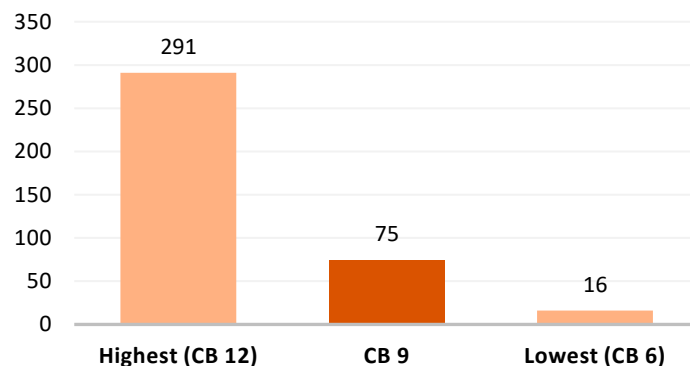
*This percentage excludes reports with missing relationship field.

2021 Intimate Partner Domestic Incident Reports (DIRs) in Queens



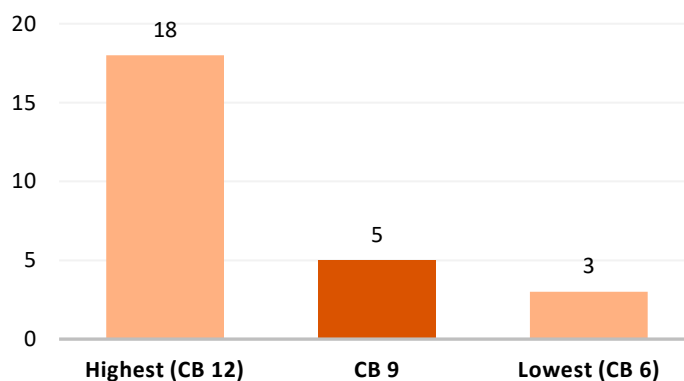
- 2** In 2021, there were **75 intimate partner felony assaults**, comprising **66%** of the neighborhood's domestic violence felony assaults.

2021 Intimate Partner Felony Assaults in Queens



- 3** In 2021, there were **5 intimate partner rapes**, comprising **56%** of the neighborhood's domestic violence rapes.

2021 Intimate Partner Rapes in Queens

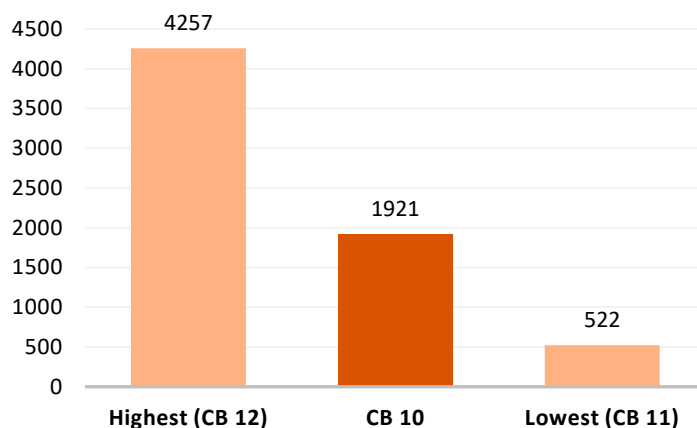


COMMUNITY BOARD 10: South Ozone Park and Howard Beach

- 1** In 2021, there were **1,921 intimate partner domestic incident reports** in Queens Community Board 10, comprising **59%*** of the neighborhood's domestic incident reports.

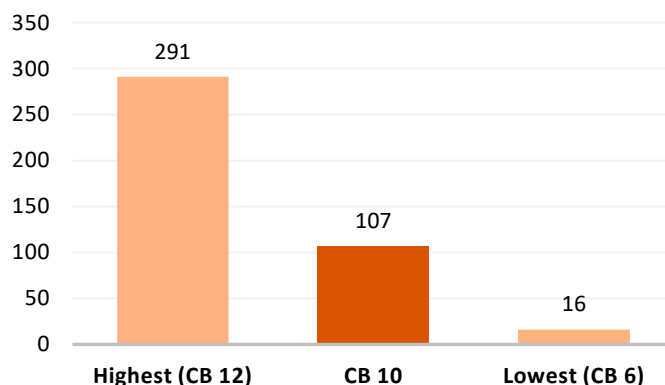
*This percentage excludes reports with missing relationship field.

2021 Intimate Partner Domestic Incident Reports (DIRs) in Queens



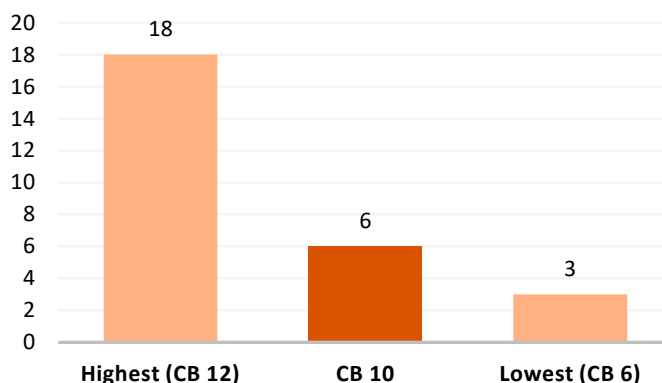
- 2** In 2021, there were **107 intimate partner felony assaults**, comprising **60%** of the neighborhood's domestic violence felony assaults.

2021 Intimate Partner Felony Assaults in Queens



- 3** In 2021, there were **6 intimate partner rapes**, comprising **86%** of the neighborhood's domestic violence rapes.

2021 Intimate Partner Rapes in Queens

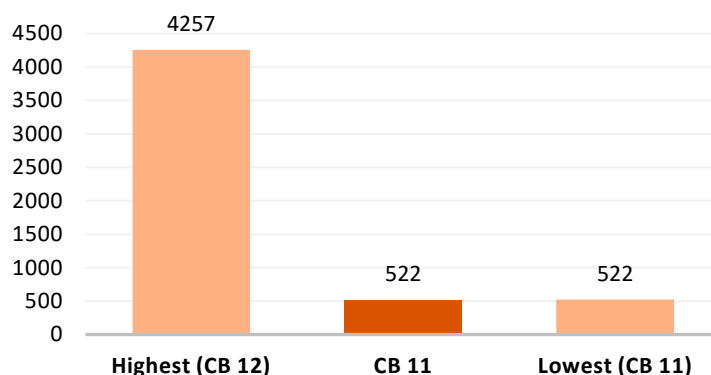


COMMUNITY BOARD 11: Bayside and Little Neck

- 1** In 2021, there were **522 intimate partner domestic incident reports** in Queens Community Board 11, comprising **60%*** of the neighborhood's domestic incident reports.

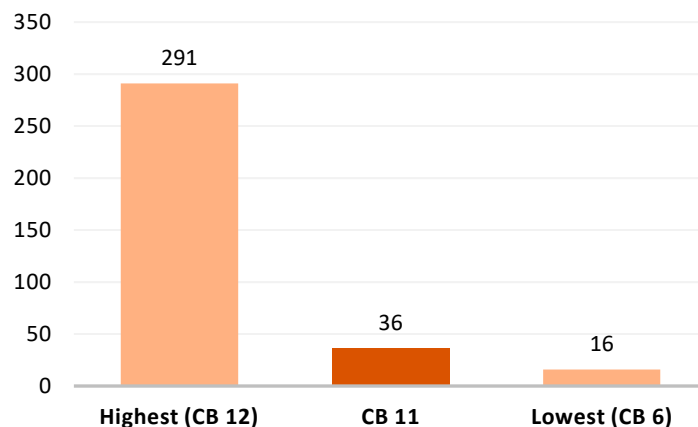
*This percentage excludes reports with missing relationship field.

2021 Intimate Partner Domestic Incident Reports (DIRs) in Queens



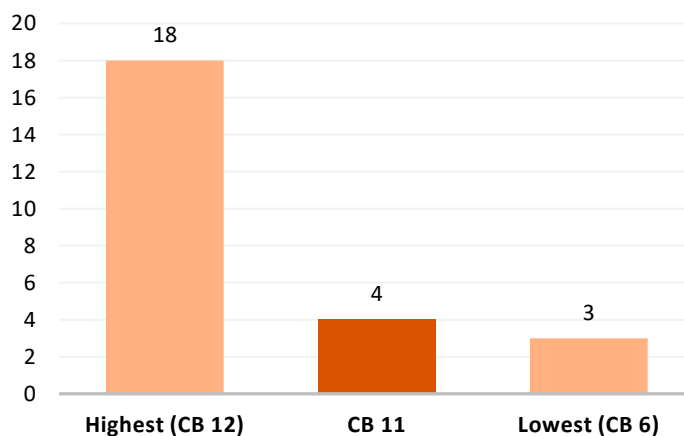
- 2** In 2021, there were **36 intimate partner felony assaults**, comprising **60%** of the neighborhood's domestic violence felony assaults.

2021 Intimate Partner Felony Assaults in Queens



- 3** In 2021, there was **4 intimate partner rape**, comprising **100%** of the neighborhood's domestic violence rapes.

2021 Intimate Partner Rapes in Queens

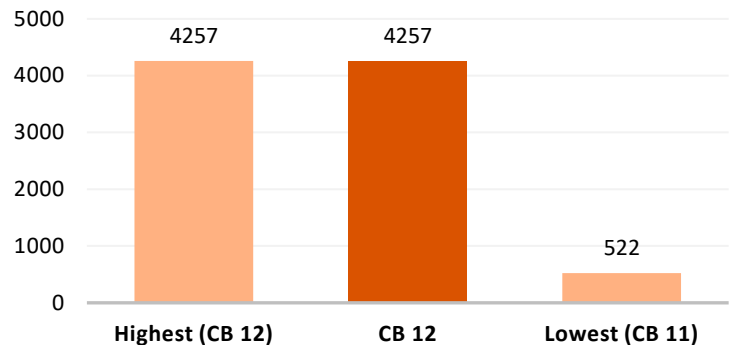


COMMUNITY BOARD 12: Jamaica and Hollis

- 1** In 2021, there were **4,257 intimate partner domestic incident reports** in Queens Community Board 12, comprising **58%*** of the neighborhood's domestic incident reports.

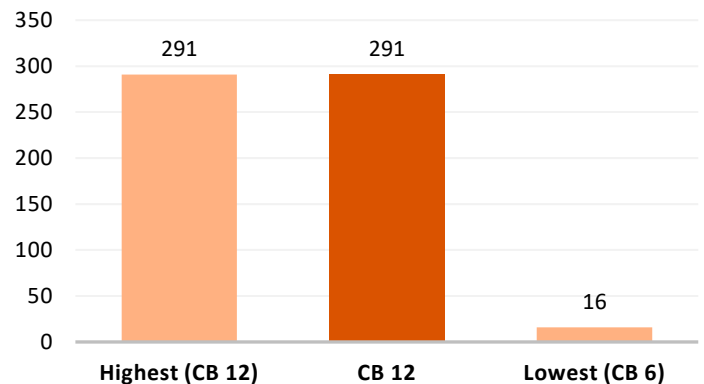
*This percentage excludes reports with missing relationship field.

2021 Intimate Partner Domestic Incident Reports (DIRs) in Queens



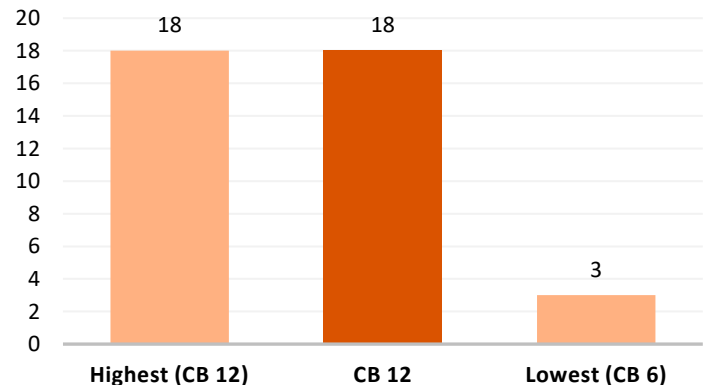
- 2** In 2021, there were **291 intimate partner felony assaults**, comprising **64%** of the neighborhood's domestic violence felony assaults.

2021 Intimate Partner Felony Assaults in Queens



- 3** In 2021, there were **18 intimate partner rapes**, comprising **72%** of the neighborhood's domestic violence rapes.

2021 Intimate Partner Rapes in Queens

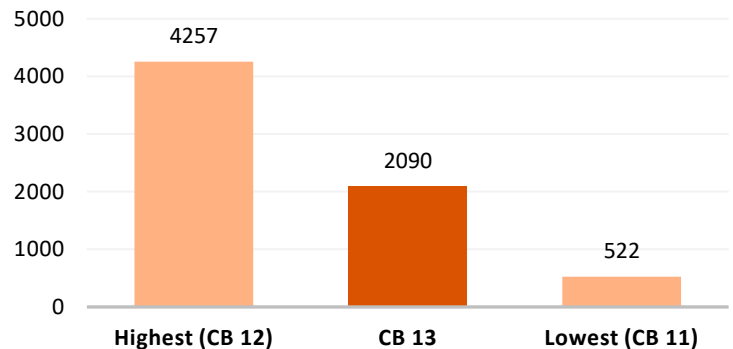


COMMUNITY BOARD 13: Queens Village

- 1** In 2021, there were **2,090 intimate partner domestic incident reports** in Queens Community Board 13, comprising **56%*** of the neighborhood's domestic incident reports.

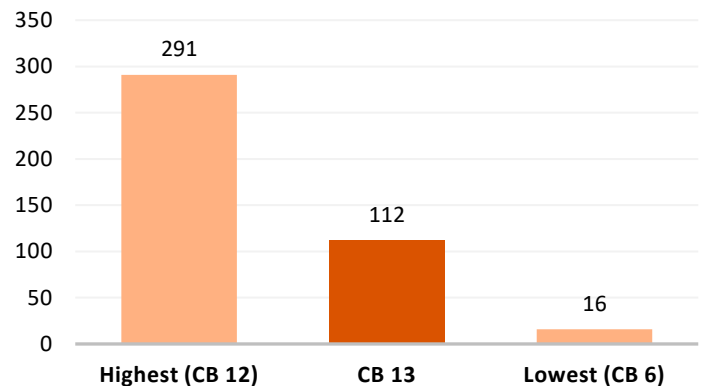
*This percentage excludes reports with missing relationship field.

2021 Intimate Partner Domestic Incident Reports (DIRs) in Queens



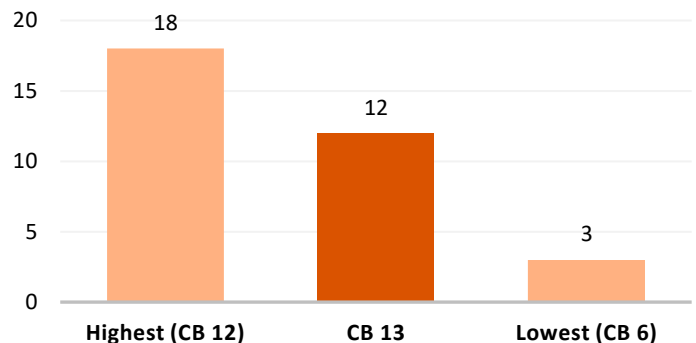
- 2** In 2021, there were **112 intimate partner felony assaults**, comprising **61%** of the neighborhood's domestic violence felony assaults.

2021 Intimate Partner Felony Assaults in Queens



- 3** In 2021, there were **12 intimate partner rapes**, comprising **55%** of the neighborhood's domestic violence rapes.

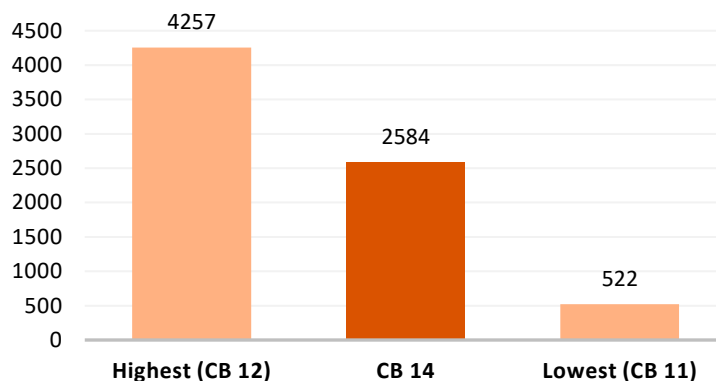
2021 Intimate Partner Rapes in Queens



COMMUNITY BOARD 14: Rockaway and Broad Channel

- 1** In 2021, there were **2,584 intimate partner domestic incident reports** in Queens Community Board 14, comprising **56%*** of the neighborhood's domestic incident reports.

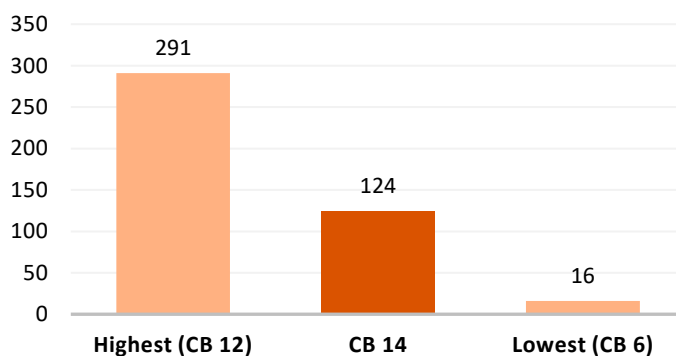
2021 Intimate Partner Domestic Incident Reports (DIRs) in Queens



*This percentage excludes reports with missing relationship field.

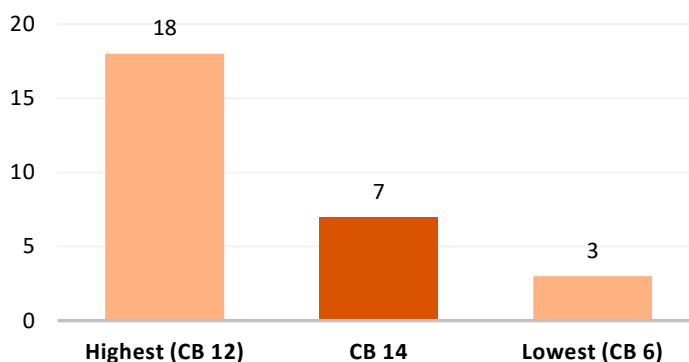
- 2** In 2021, there were **124 intimate partner felony assaults**, comprising **63%** of the neighborhood's domestic violence felony assaults.

2021 Intimate Partner Felony Assaults in Queens



- 3** In 2021, there were **7 intimate partner rapes**, comprising **64%** of the neighborhood's domestic violence rapes.

2021 Intimate Partner Rapes in Queens



- 1** In 2021, there were **25,203 intimate partner domestic incident reports (DIRs)** in Queens. These comprised **61%*** of the borough's domestic incident reports.

*This percentage excludes reports with missing relationship field.

- 2** In 2021, there were **1,365 intimate partner felony assaults** in Queens. These comprised **66%** of the borough's domestic violence felony assaults.

- 3** In 2021, there were **123 intimate partner rapes** in Queens. These comprised **72%** of the borough's domestic violence rapes.

4 **HELP IS AVAILABLE**

In the case of an emergency, call 911.



For information and non-emergency services, call 311 or the NYC Domestic Violence Hotline at 1-800-621-HOPE (4673).

Find resources and support in NYC at nyc.gov/nychope.

For walk-in services, visit one of the NYC Family Justice Centers.

NYC Family Justice Center, Queens

Address: 126-02 82nd Avenue, Kew Gardens, NY 11415 Phone: (718)575-4500

Subway: Take the  or  train to Kew Gardens/Union Turnpike. Use the "Court House/North Side:" exit and walk east on Queens Boulevard past Queens Borough Hall. Turn left on 82nd Avenue.

Bus: The Q10, Q37, Q46, and Q60 all stop near the Center.

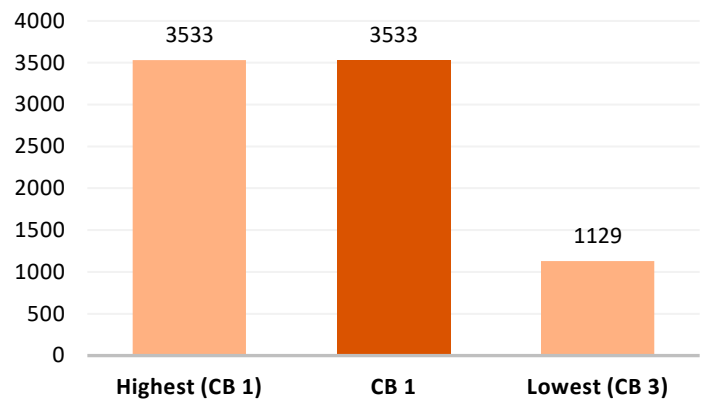
Services are free and confidential. All are welcome regardless of gender identity or expression, sexual orientation, language, or immigration status.

COMMUNITY BOARD 1: St. George and Stapleton

- 1 In 2021, there were **3,533 intimate partner domestic incident reports** in Staten Island Community Board 1, comprising **60%*** of the neighborhood's domestic incident reports.

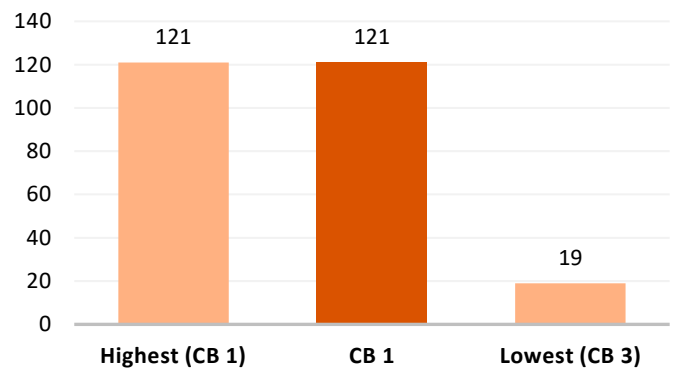
*This percentage excludes reports with missing relationship field.

2021 Intimate Partner Domestic Incident Reports (DIRs) in Staten Island



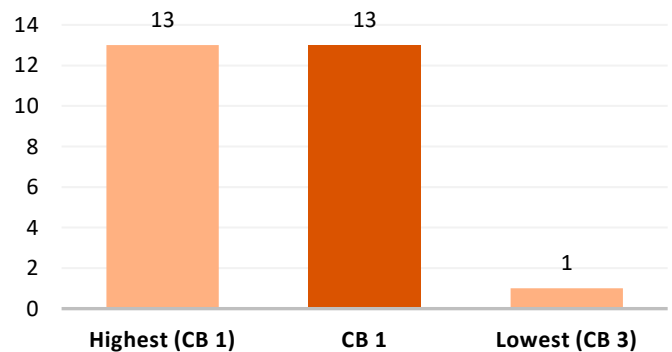
- 2 In 2021, there were **121 intimate partner felony assaults**, comprising **57%** of the neighborhood's domestic violence felony assaults.

2021 Intimate Partner Felony Assaults in Staten Island



- 3 In 2021, there were **13 intimate partner rapes**, comprising **54%** of the neighborhood's domestic violence rapes.

2021 Intimate Partner Rapes in Staten Island

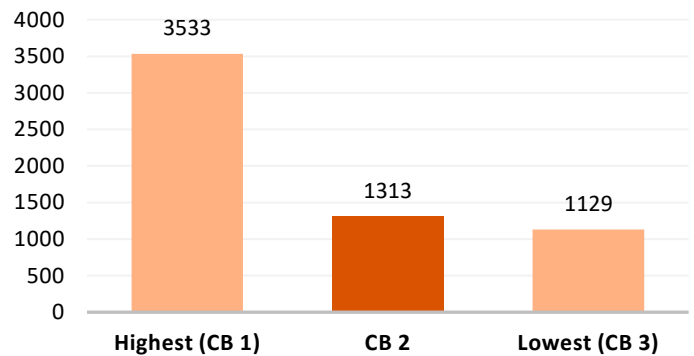


COMMUNITY BOARD 2: South Beach and Willowbrook

- 1 In 2021, there were **1,313 intimate partner domestic incident reports** in Staten Island Community Board 2, comprising **60%*** of the neighborhood's domestic incident reports.

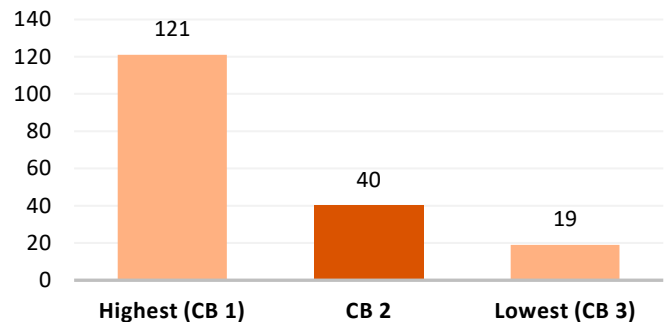
*This percentage excludes reports with missing relationship field.

2021 Intimate Partner Domestic Incident Reports (DIRs) in Staten Island



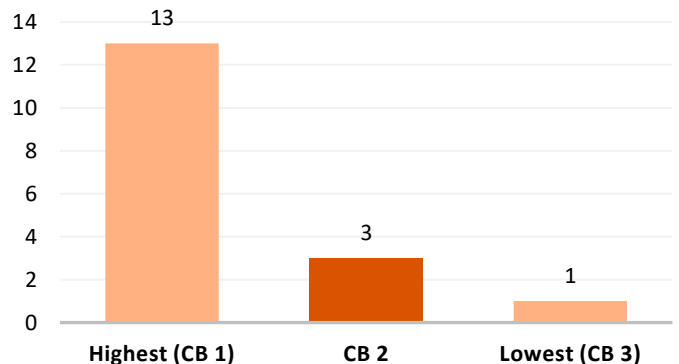
- 2 In 2021, there were **40 intimate partner felony assaults**, comprising **63%** of the neighborhood's domestic violence felony assaults.

2021 Intimate Partner Felony Assaults in Staten Island



- 3 In 2021, there were **3 intimate partner rapes**, comprising **50%** of the neighborhood's domestic violence rapes.

2021 Intimate Partner Rapes in Staten Island

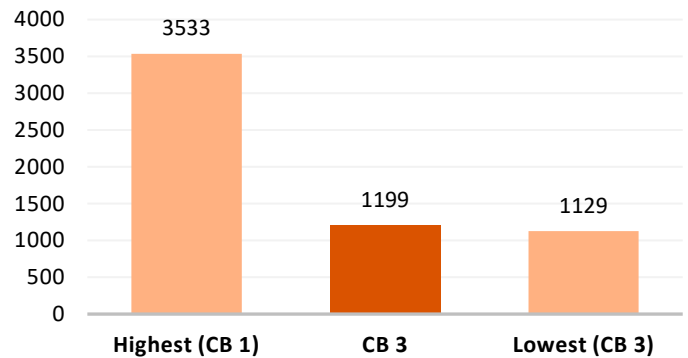


COMMUNITY BOARD 3: Tottenville and Great Kills

- 1 In 2021, there were **1,199 intimate partner domestic incident reports** in Staten Island Community Board 3, comprising **59%*** of the neighborhood's domestic incident reports.

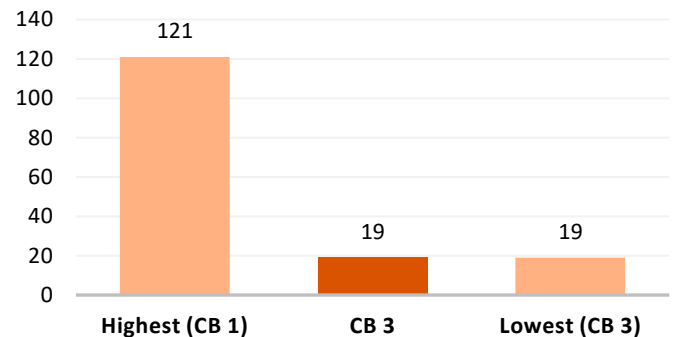
*This percentage excludes reports with missing relationship field.

2021 Intimate Partner Domestic Incident Reports (DIRs) in Staten Island



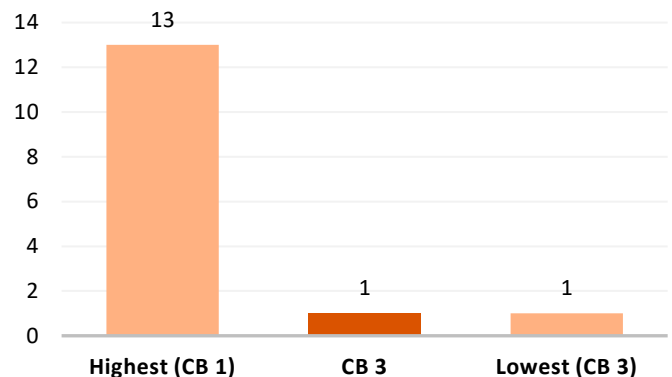
- 2 In 2021, there were **19 intimate partner felony assaults**, comprising **45%** of the neighborhood's domestic violence felony assaults.

2021 Intimate Partner Felony Assaults in Staten Island



- 3 In 2021, there was **1 intimate partner rape**, comprising **100%** of the neighborhood's domestic violence rapes.

2021 Intimate Partner Rapes in Staten Island



Appendix

2021 Intimate Partner Domestic Incident Reports, Domestic Violence Felony Assault Offenses, and Domestic Violence Rape Offenses by Community Board District ¹						
Community Board (CB) District	Intimate Partner Domestic Incident Reports	Total Domestic Incident Reports ²	Intimate Partner Felony Assault Offenses	Total Domestic Violence-related Felony Assault Offenses	Intimate Partner Rape Offenses	Total Domestic Violence-related Rape Offenses
Bronx						
1	3213	5510	161	259	3	14
2	1324	2253	66	122	3	9
3	2719	5017	173	261	7	9
4	2770	5027	257	382	10	20
5	3620	5357	156	226	7	9
6	2449	3884	138	202	9	17
7	2782	4429	162	229	6	15
8	1043	1870	41	59	4	8
9	3676	6395	220	356	9	25
10	1520	2600	91	133	6	7
11	1596	2648	78	124	4	9
12	3719	6124	226	341	11	19
Parks, airports, etc. ³	16	21	2	2	0	0
CB unknown	11	18	0	0	0	0
Total	30458	51153	1771	2696	79	161
Brooklyn						
1	1814	2799	71	117	10	12
2	1458	2351	67	100	4	5
3	3096	5651	178	282	9	11
4	1711	2698	79	122	7	30
5	4346	7350	257	417	18	3

¹ NYC ENDGBV analyzed NYPD data on domestic violence. Incidents were separated into intimate partner violence (IPV) and family-related based on the following suspect-victim relationship categories:

IPV— boyfriend, common law husband, common law wife, divorced, ex-boyfriend, ex-girlfriend, fiance/fiancee, former intimate partner, formerly married, girlfriend, husband, intimate partner/dating, married, parents boyfriend/girlfriend, same sex partner, wife

Family-related — aunt, brother, child of victim, daughter, father, grandchild, grandfather, grandmother, guardian, in-law, mother, nephew, niece, other relative, parent of victim, relative, sister, son, step-father/mother, uncle

² This percentage excludes reports with missing relationship field.

³ This category (Parks, airports, etc.) includes public parks, waterways, major governmental installations, and similar land uses which are not located within bounding community districts, indicated by the NYC Department of City Planning as Joint Interest Areas.

6	945	1631	42	67	1	15
7	883	1373	54	71	12	11
8	1699	3034	75	122	8	10
9	1254	2518	67	117	7	10
10	840	1300	25	41	7	11
11	1129	1821	51	83	5	5
12	814	1439	40	71	4	6
13	1618	2939	98	155	7	14
14	1721	2836	106	157	6	4
15	1129	1919	84	134	11	14
16	3338	5882	146	260	3	10
17	2746	4498	179	284	7	19
18	2657	4698	105	178	12	
Parks, airports, etc. ³	14	17	1	1	0	0
CB unknown	-4	4	0	0	0	0
Total	33208	56754	1725	2779	139	203
Manhattan						
1	502	663	15	18	5	5
2	449	581	16	21	6	6
3	2075	3593	105	158	5	6
4	1485	2144	73	101	7	8
5	956	1225	45	51	6	7
6	724	1062	50	64	2	3
7	1330	2168	56	97	11	12
8	836	1249	31	49	5	8
9	1538	2670	83	130	2	2
10	3014	5650	158	290	10	15
11	3158	5815	164	288	9	12
12	2118	3472	124	193	2	4
Parks, airports, etc. ³	17	19	1	1	0	0
CB unknown	-62	-110	0	0	0	0
Total	18140	30311	921	1461	70	87
Queens						
1	2188	3589	110	156	12	14
2	1154	1705	60	85	5	7
3	1780	2659	105	148	14	19
4	1629	2521	109	161	17	25
5	1593	2526	106	156	4	6
6	662	993	15	29	3	4
7	1456	2187	52	75	9	10
8	1488	2520	61	81	7	8

9	1749	2926	75	113	5	9
10	1921	3280	107	177	6	7
11	522	873	36	60	4	4
12	4257	7336	291	452	18	25
13	2090	3703	112	185	12	22
14	2584	4575	124	196	7	11
Parks, airports, etc. ³	53	70	1	1	0	0
CB unknown	77	148	0	0	0	0
Total	25203	41463	1365	2075	123	171
Staten Island						
1	3533	5857	121	214	13	24
2	1313	2180	40	63	3	6
3	1199	2026	19	42	1	1
Parks, airports, etc. ³	4	5	0	0	0	0
CB unknown	1	-3	0	0	0	0
Total	6050	10068	180	319	17	31
CITYWIDE						
Total	113059	189749	5962	9330	428	653