

2016 INTIMATE PARTNER VIOLENCE SNAPSHOTS

NEW YORK CITY COMMUNITY BOARD DISTRICTS



Bill de Blasio
Mayor

Mayor's Office to Combat Domestic Violence

Cecile Noel
Commissioner






TABLE OF CONTENTS

	Page
Introduction	2
Bronx Community District Snapshots	3
Brooklyn Community District Snapshots	16
Manhattan Community District Snapshots	35
Queens Community District Snapshots	48
Staten Island Community District Snapshots	63
Appendix	67



2016 Intimate Partner Violence Snapshots: New York City Community Board Districts

Introduction

This is the fourth annual *Domestic Violence Snapshots: New York City Community Board Districts*, which provides snapshots of domestic violence incident and offense statistics for each community board district in the City. This year, the report focuses on offenses that occurred between intimate partners (currently or formerly married, currently or formerly dating, children in common, domestic partner).

These snapshots provide an overview of the occurrence of intimate partner violence throughout the City, and are intended to increase awareness of intimate partner violence and the services and programs that are available for victims of intimate partner violence, sex trafficking, and elder abuse through the Mayor's Office to Combat Domestic Violence (OCDV).

The domestic violence incident and offense data were obtained from the New York City Police Department (NYPD). Please note, intimate partner complaint and domestic incident report data are preliminary and subject to further revision by the NYPD. The snapshots include:

- 1) **Domestic Incident Reports:** The number and percentage of domestic violence incidents in each community board that were between intimate partners. Please note, for some domestic incident reports, the relationship categorization was missing so these reports are excluded from the number and percentage of intimate partner reports. The bar graph presents a comparison with the community boards in the borough with the highest and lowest frequencies of intimate partner domestic incident reports.
- 2) **Felony Assault Offenses:** The number and percentage of felony assault offenses in each community board that were between intimate partners. The bar graph presents a comparison with the community boards in the borough with the highest and lowest frequencies of intimate partner felony assault.
- 3) **Rape Offenses:** The number and percentage of rape offenses in each community board that were between intimate partners. The bar graph presents a comparison with the community boards in the borough with the highest and lowest frequencies of intimate partner rape.

For additional information please contact Sandhya Kajeepeta, Director of Research and Evaluation, at the Office to Combat Domestic Violence at (212) 788-3156 or SKajeepeta@cityhall.nyc.gov.

Bronx:

@

violence snapshot

- 1** In 2016, there were **22,496 intimate partner domestic incident reports (DIRs)** in the Bronx. These comprised **40%*** of the borough's domestic incident reports.

*This percentage excludes reports with missing relationship field.

- 2** In 2016, there were **1,431 intimate partner felony assaults** in the Bronx. These comprised **63%** of the borough's domestic violence felony assaults.

- 3** In 2016, there were **79 intimate partner rapes** in the Bronx. These comprised **55%** of the borough's domestic violence rapes.




4 **HELP IS AVAILABLE**

In the case of an emergency, call 911.

For information and non-emergency services, call 311 or the NYC Domestic Violence Hotline 1-800-621-HOPE (4673). For walk-in services, visit one of the NYC Family Justice Centers.

NYC Family Justice Center, Bronx

Address: 198 East 161st Street, Bronx, NY 10451 Phone: (718)508-1222

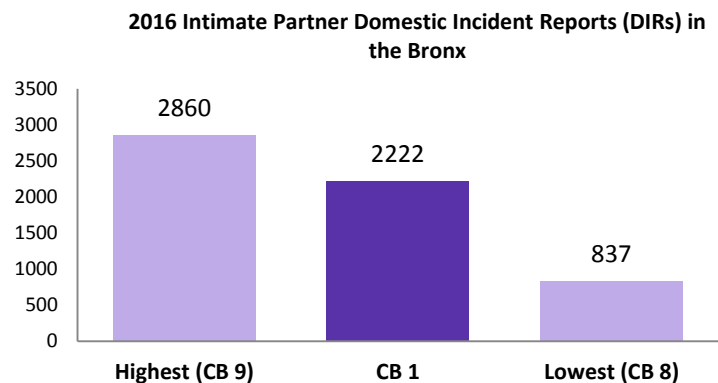
Subway: Take the  or   to 161st St. Yankee Stadium. Exit near the intersection of E. 161st St. and River Ave. Walk east on 161st St. towards Grand Concourse. The Center is at the corner of E. 161st St. and Sheridan Ave.

Bus: The BX1, BX2, BX6, and BX 13 all stop near the Center.

Services are free and confidential. All are welcome regardless of gender identity or expression, sexual orientation, language, or immigration status.

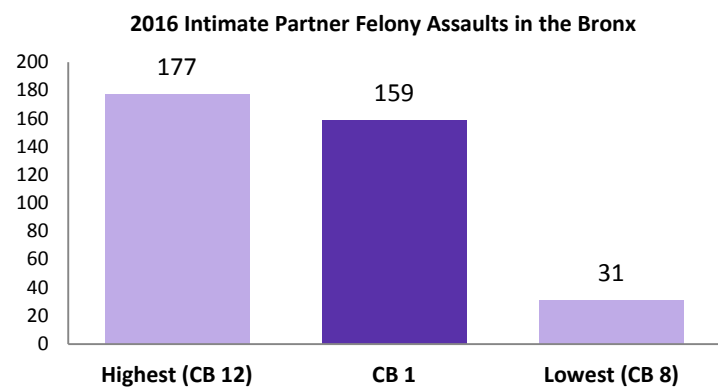
COMMUNITY BOARD 1: Mott Haven and Melrose

- 1** In 2016, there were **2,222 intimate partner domestic incident reports** in Bronx Community Board 1, comprising **43%*** of the neighborhood's domestic incident reports.

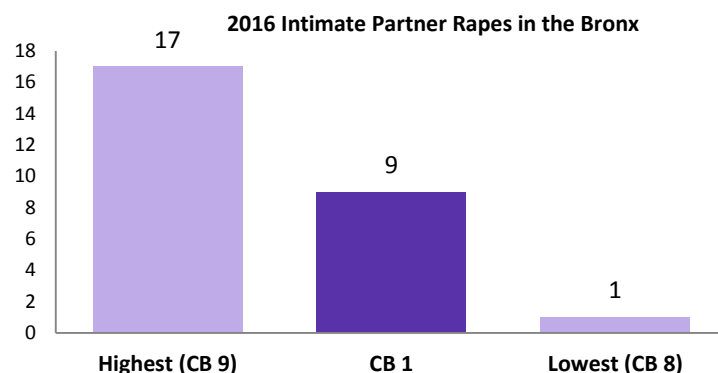


*This percentage excludes reports with missing relationship field.

- 2** In 2016, there were **159 intimate partner felony assaults**, comprising **63%** of the neighborhood's domestic violence felony assaults.

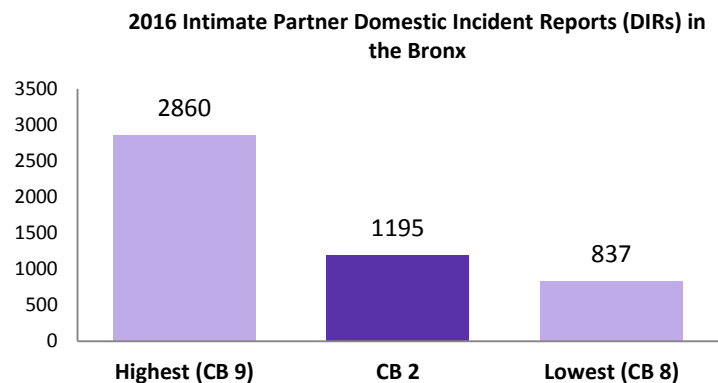


- 3** In 2016, there were **9 intimate partner rapes**, comprising **64%** of the neighborhood's domestic violence rapes.



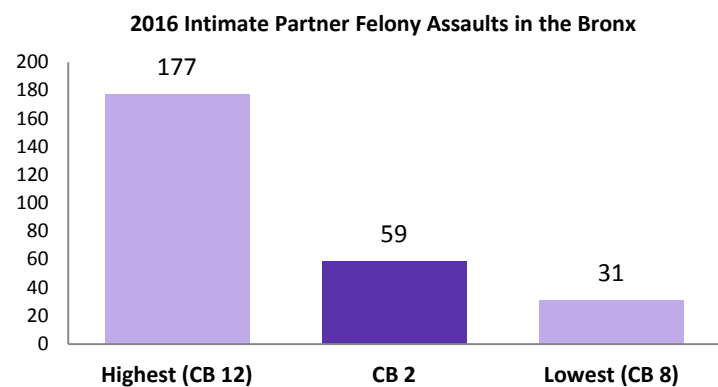
COMMUNITY BOARD 2: Hunts Point and Longwood

- 1** In 2016, there were **1,195 intimate partner domestic incident reports** in Bronx Community Board 2, comprising **39%*** of the neighborhood's domestic incident reports.

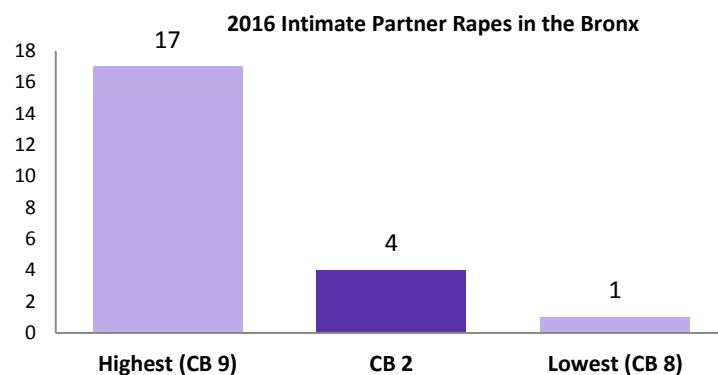


*This percentage excludes reports with missing relationship field.

- 2** In 2016, there were **59 intimate partner felony assaults**, comprising **57%** of the neighborhood's domestic violence felony assaults.

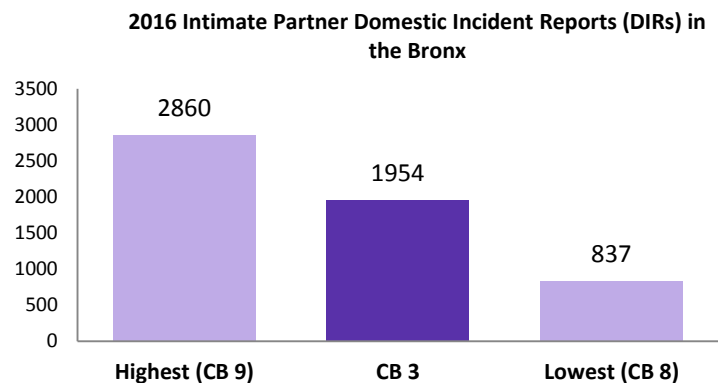


- 3** In 2016, there were **4 intimate partner rapes**, comprising **40%** of the neighborhood's domestic violence rapes.



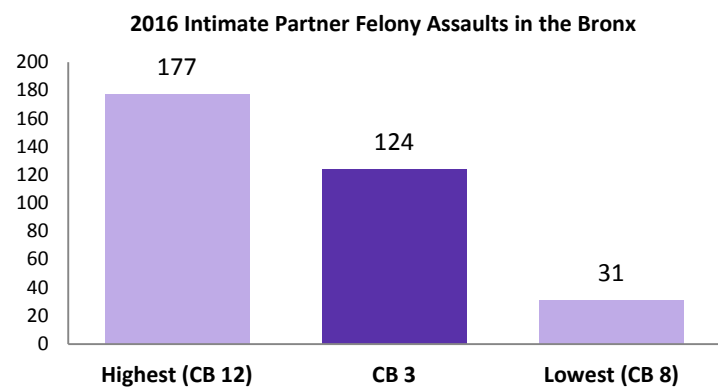
COMMUNITY BOARD 3: Morrisania and Crotona

- 1** In 2016, there were **1,954 intimate partner domestic incident reports** in Bronx Community Board 3, comprising **33%*** of the neighborhood's domestic incident reports.

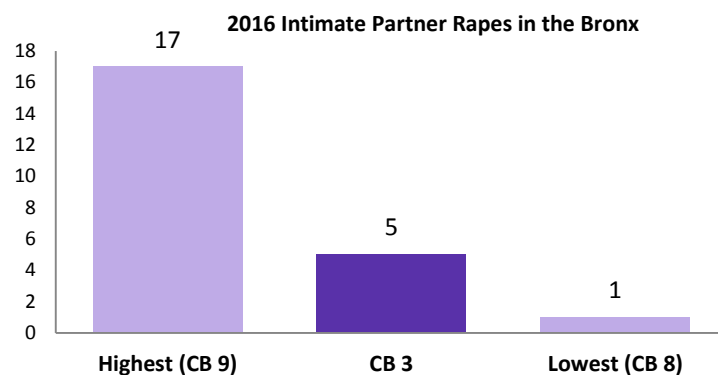


*This percentage excludes reports with missing relationship field.

- 2** In 2016, there were **124 intimate partner felony assaults**, comprising **61%** of the neighborhood's domestic violence felony assaults.

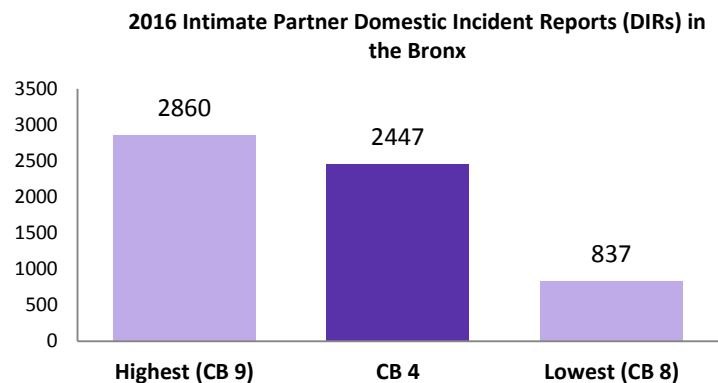


- 3** In 2016, there were **5 intimate partner rapes**, comprising **45%** of the neighborhood's domestic violence rapes.



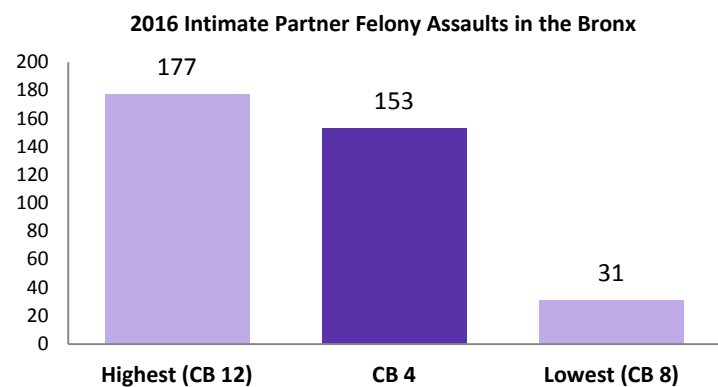
COMMUNITY BOARD 4: Highbridge and Concourse

- 1** In 2016, there were **2,447 intimate partner domestic incident reports** in Bronx Community Board 4, comprising **46%*** of the neighborhood's domestic incident reports.

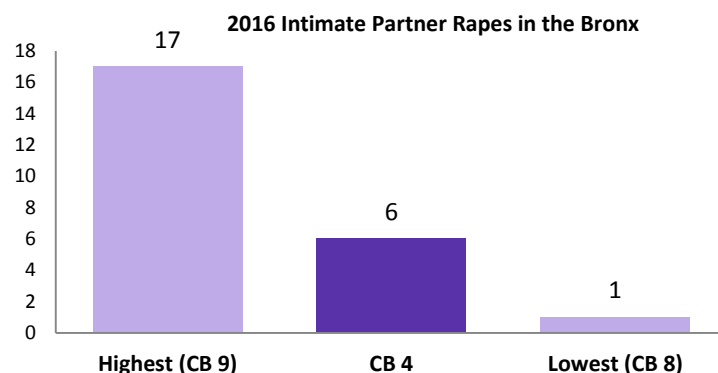


*This percentage excludes reports with missing relationship field.

- 2** In 2016, there were **153 intimate partner felony assaults**, comprising **67%** of the neighborhood's domestic violence felony assaults.

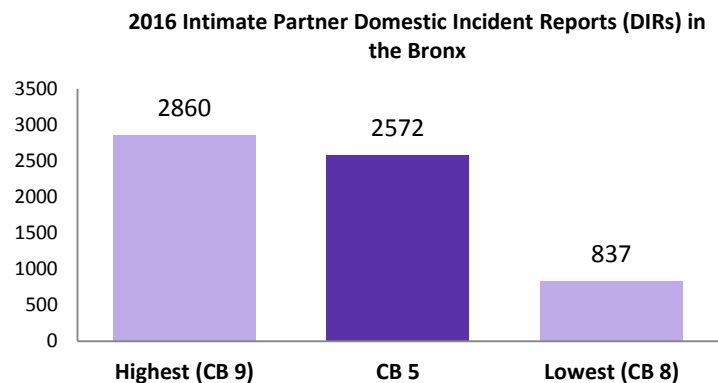


- 3** In 2016, there were **6 intimate partner rapes**, comprising **55%** of the neighborhood's domestic violence rapes.



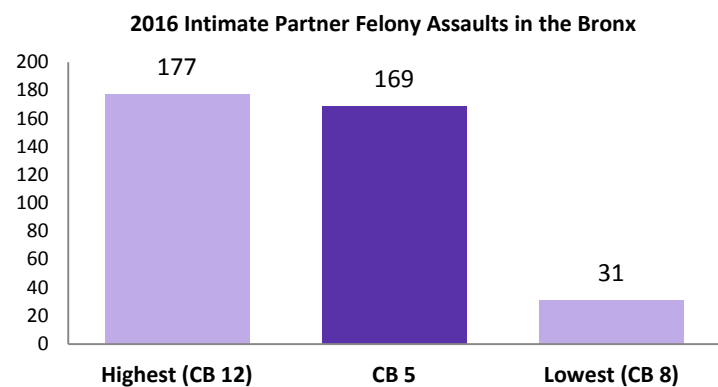
COMMUNITY BOARD 5: Fordham and University Heights

- 1** In 2016, there were **2,572 intimate partner domestic incident reports** in Bronx Community Board 5, comprising **40%*** of the neighborhood's domestic incident reports.

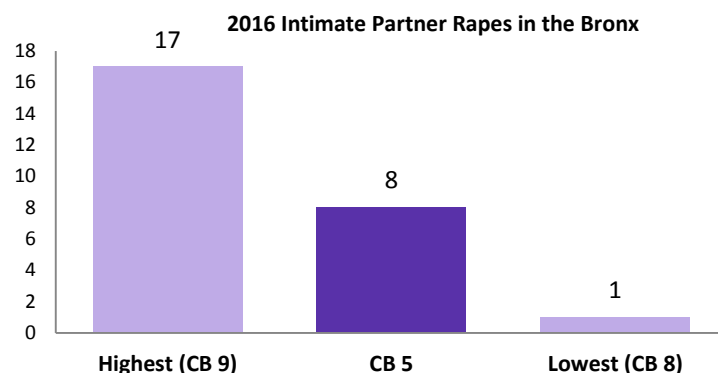


*This percentage excludes reports with missing relationship field.

- 2** In 2016, there were **169 intimate partner felony assaults**, comprising **70%** of the neighborhood's domestic violence felony assaults.

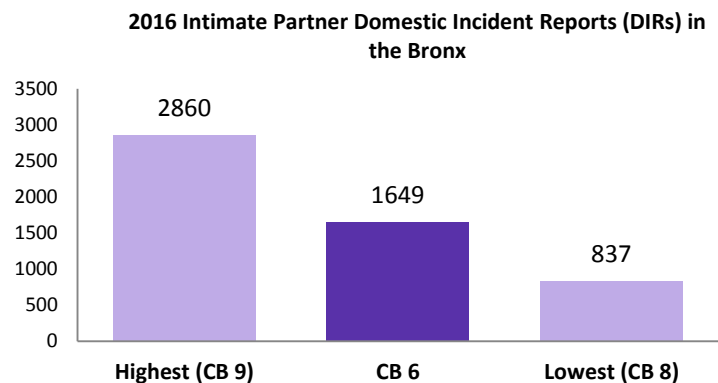


- 3** In 2016, there were **8 intimate partner rapes**, comprising **62%** of the neighborhood's domestic violence rapes.



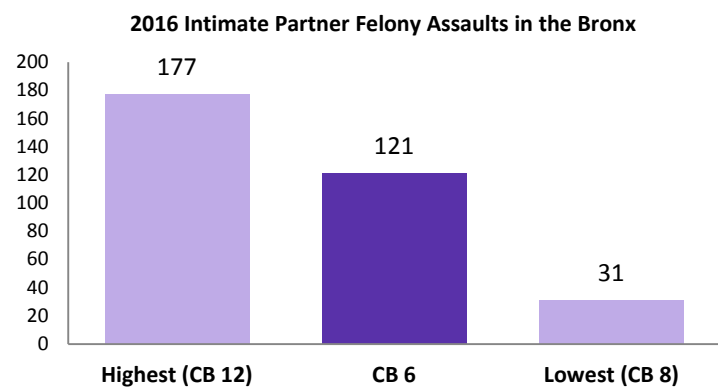
COMMUNITY BOARD 6: Belmont and East Tremont

- 1** In 2016, there were **1,649 intimate partner domestic incident reports** in Bronx Community Board 6, comprising **39%*** of the neighborhood's domestic incident reports.

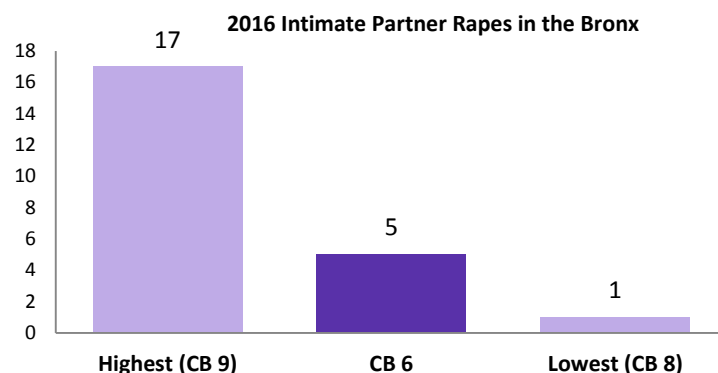


*This percentage excludes reports with missing relationship field.

- 2** In 2016, there were **121 intimate partner felony assaults**, comprising **72%** of the neighborhood's domestic violence felony assaults.

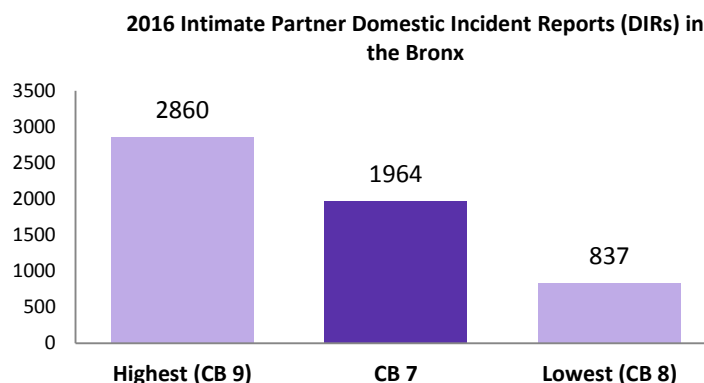


- 3** In 2016, there were **5 intimate partner rapes**, comprising **50%** of the neighborhood's domestic violence rapes.



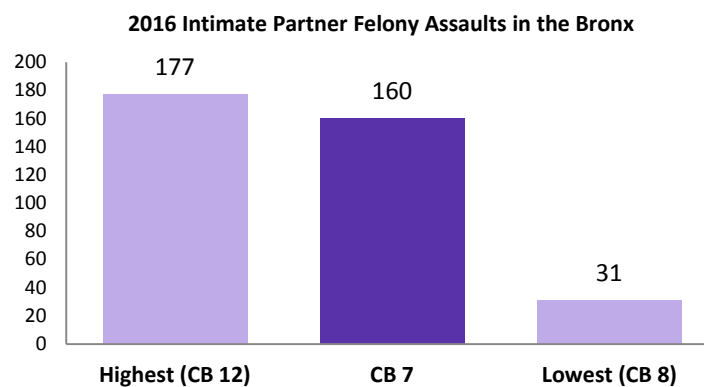
COMMUNITY BOARD 7: Kingsbridge Heights and Bedford

- 1 In 2016, there were **1,964 intimate partner domestic incident reports** in Bronx Community Board 7, comprising **42%*** of the neighborhood's domestic incident reports.

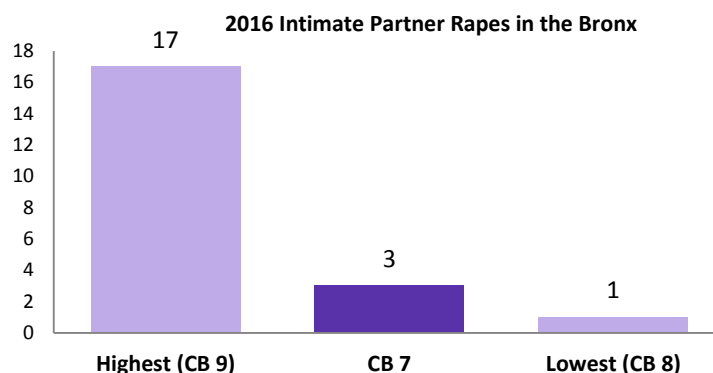


*This percentage excludes reports with missing relationship field.

- 2 In 2016, there were **160 intimate partner felony assaults**, comprising **64%** of the neighborhood's domestic violence felony assaults.

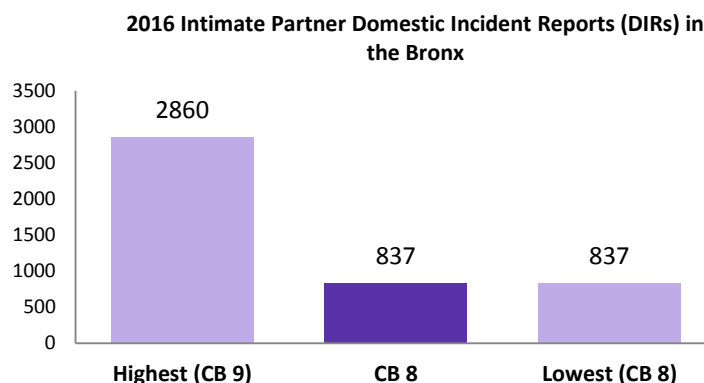


- 3 In 2016, there were **3 intimate partner rapes**, comprising **21%** of the neighborhood's domestic violence rapes.



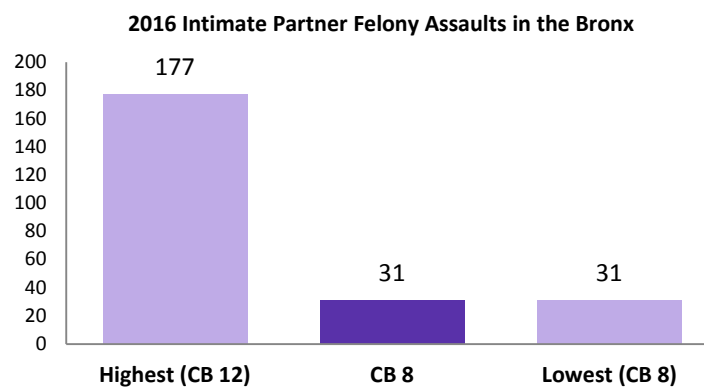
COMMUNITY BOARD 8: Riverdale and Fieldston

- 1** In 2016, there were **837 intimate partner domestic incident reports** in Bronx Community Board 8, comprising **43%*** of the neighborhood's domestic incident reports.

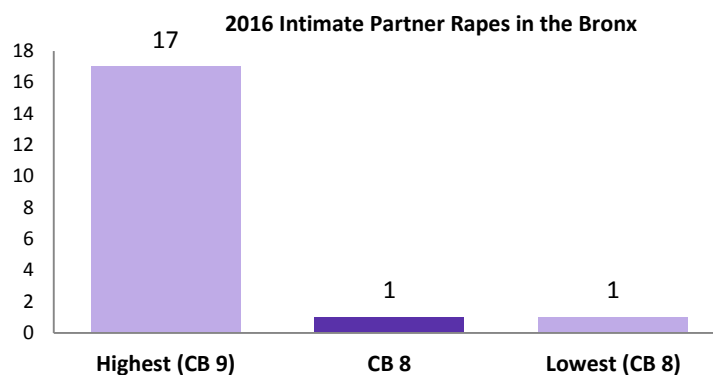


*This percentage excludes reports with missing relationship field.

- 2** In 2016, there were **31 intimate partner felony assaults**, comprising **57%** of the neighborhood's domestic violence felony assaults.

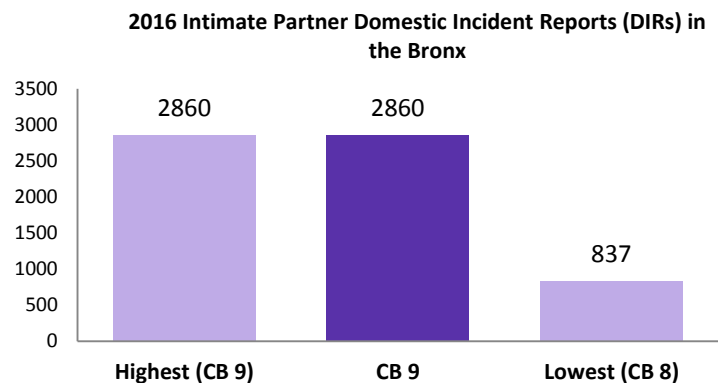


- 3** In 2016, there was **1 intimate partner rape**, comprising **25%** of the neighborhood's domestic violence rapes.



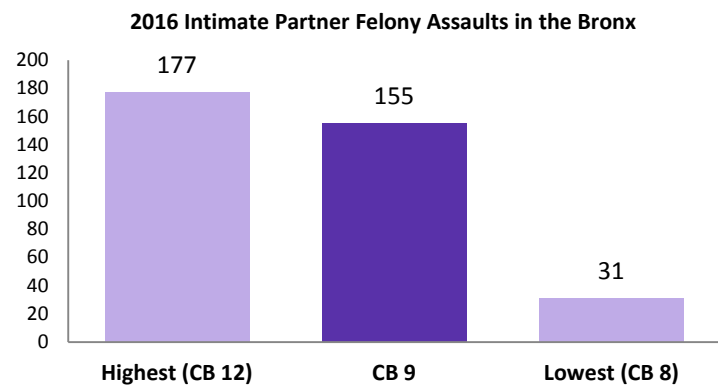
COMMUNITY BOARD 9: Parkchester and Soundview

- 1** In 2016, there were **2,860 intimate partner domestic incident reports** in Bronx Community Board 9, comprising **41%*** of the neighborhood's domestic incident reports.

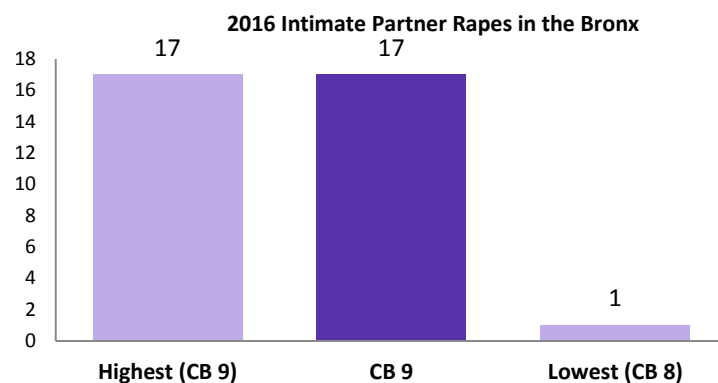


*This percentage excludes reports with missing relationship field.

- 2** In 2016, there were **155 intimate partner felony assaults**, comprising **54%** of the neighborhood's domestic violence felony assaults.

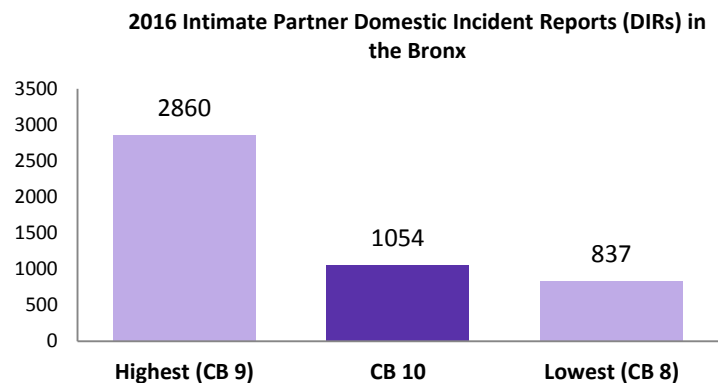


- 3** In 2016, there were **17 intimate partner rapes**, comprising **74%** of the neighborhood's domestic violence rapes.



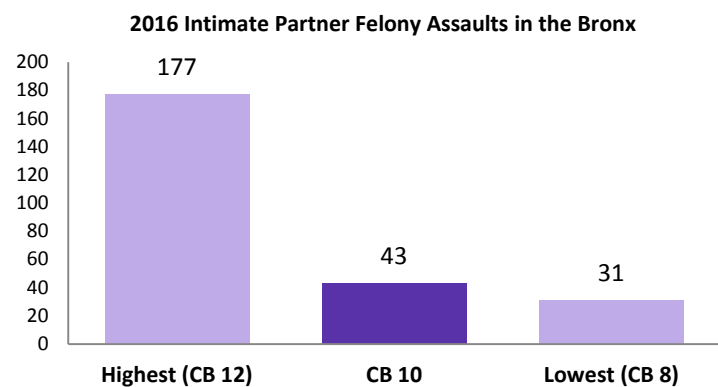
COMMUNITY BOARD 10: Throgs Neck and Co-op City

- 1** In 2016, there were **1,054 intimate partner domestic incident reports** in Bronx Community Board 10, comprising **39%*** of the neighborhood's domestic incident reports.

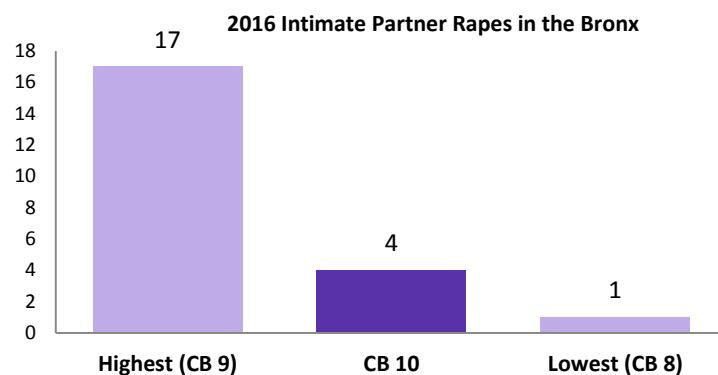


*This percentage excludes reports with missing relationship field.

- 2** In 2016, there were **43 intimate partner felony assaults**, comprising **61%** of the neighborhood's domestic violence felony assaults.

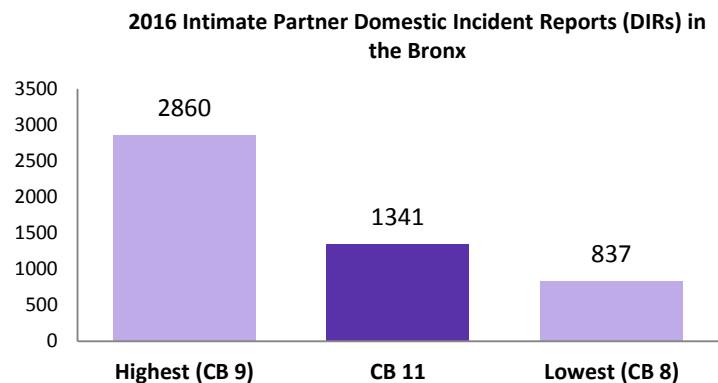


- 3** In 2016, there were **4 intimate partner rapes**, comprising **50%** of the neighborhood's domestic violence rapes.



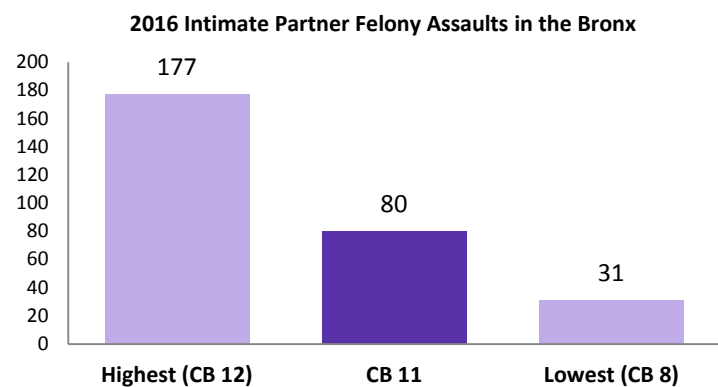
COMMUNITY BOARD 11: Morris Park and Bronxdale

- 1** In 2016, there were **1,341 intimate partner domestic incident reports** in Bronx Community Board 11, comprising **41%*** of the neighborhood's domestic incident reports.

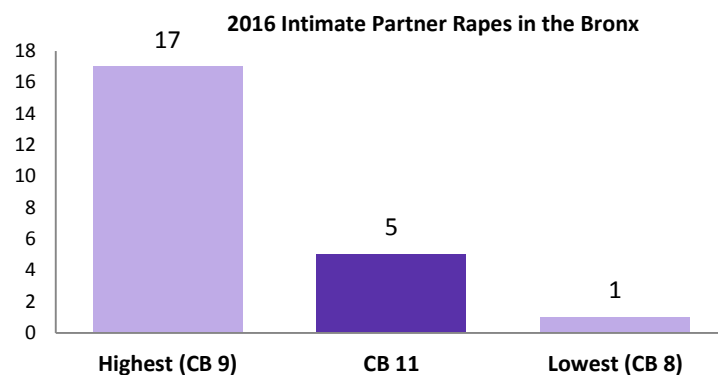


*This percentage excludes reports with missing relationship field.

- 2** In 2016, there were **80 intimate partner felony assaults**, comprising **63%** of the neighborhood's domestic violence felony assaults.

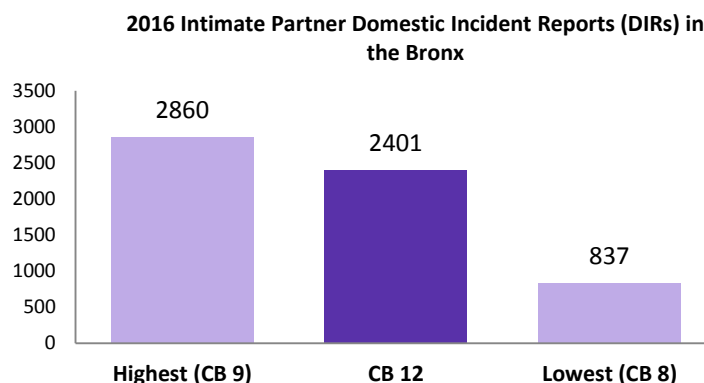


- 3** In 2016, there were **5 intimate partner rapes**, comprising **42%** of the neighborhood's domestic violence rapes.



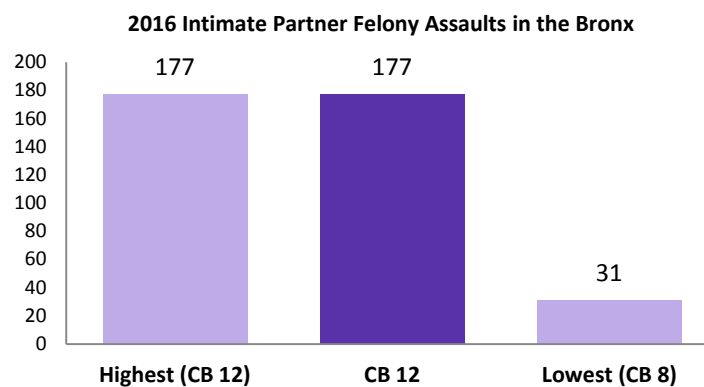
COMMUNITY BOARD 12: Williamsbridge and Baychester

- 1** In 2016, there were **2,401 intimate partner domestic incident reports** in Bronx Community Board 12, comprising **39%*** of the neighborhood's domestic incident reports.

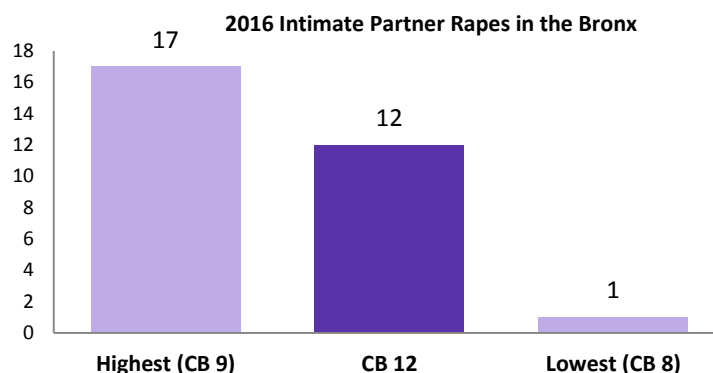


*This percentage excludes reports with missing relationship field.

- 2** In 2016, there were **177 intimate partner felony assaults**, comprising **61%** of the neighborhood's domestic violence felony assaults.



- 3** In 2016, there were **12 intimate partner rapes**, comprising **86%** of the neighborhood's domestic violence rapes.



Brooklyn:

@

violence snapshot

- 1** In 2016, there were **27,949 intimate partner domestic incident reports (DIRs)** in Brooklyn. These comprised **46%*** of the borough's domestic incident reports.

*This percentage excludes reports with missing relationship field.

- 2** In 2016, there were **1,585 intimate partner felony assaults** in Brooklyn. These comprised **50%** of the borough's domestic violence felony assaults.

- 3** In 2016, there were **100 intimate partner rapes** in Brooklyn. These comprised **60%** of the borough's domestic violence rapes.









4 **HELP IS AVAILABLE**

In the case of an emergency, call 911.

For information and non-emergency services, call 311 or the NYC Domestic Violence Hotline 1-800-621-HOPE (4673). For walk-in services, visit one of the NYC Family Justice Centers.

NYC Family Justice Center, Brooklyn

Address: 350 Jay Street, Brooklyn, NY 11021 **Phone:** (718)250-5111

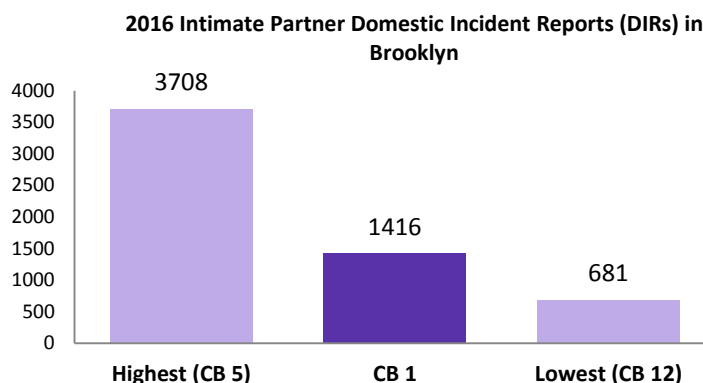
Subway: Take  ,  or  train to Jay Street or the   or   train to Borough Hall.

Bus: The B25, B26, B38, B51, B54, B57, B61 B65, B67 and B75 all stop near the Center.

Services are free and confidential. All are welcome regardless of gender identity or expression, sexual orientation, language, or immigration status.

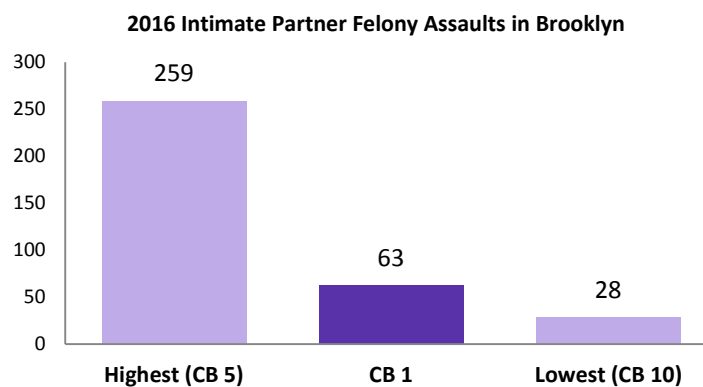
COMMUNITY BOARD 1: Greenpoint and Williamsburg

- 1** In 2016, there were **1,416 intimate partner domestic incident reports** in Brooklyn Community Board 1, comprising **52%*** of the neighborhood's domestic incident reports.

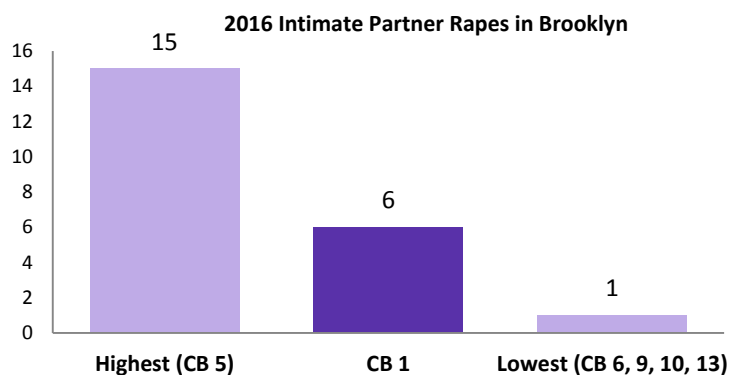


*This percentage excludes reports with missing relationship field.

- 2** In 2016, there were **63 intimate partner felony assaults**, comprising **60%** of the neighborhood's domestic violence felony assaults.

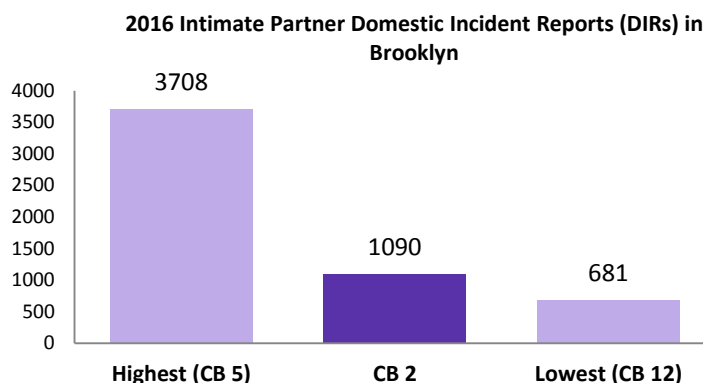


- 3** In 2016, there were **6 intimate partner rapes**, comprising **50%** of the neighborhood's domestic violence rapes.



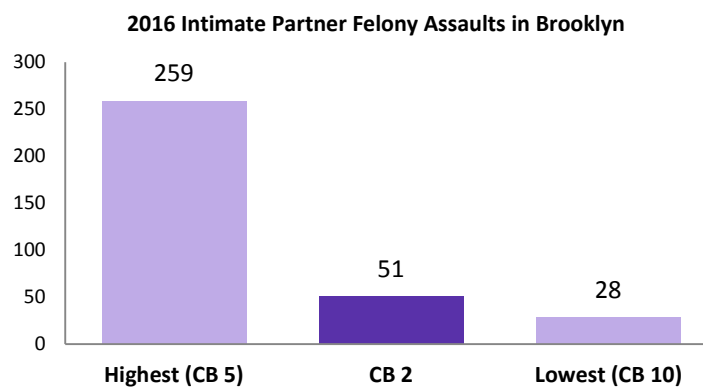
COMMUNITY BOARD 2: Fort Greene and Brooklyn Heights

- 1 In 2016, there were **1,090 intimate partner domestic incident reports** in Brooklyn Community Board 2, comprising **49%*** of the neighborhood's domestic incident reports.

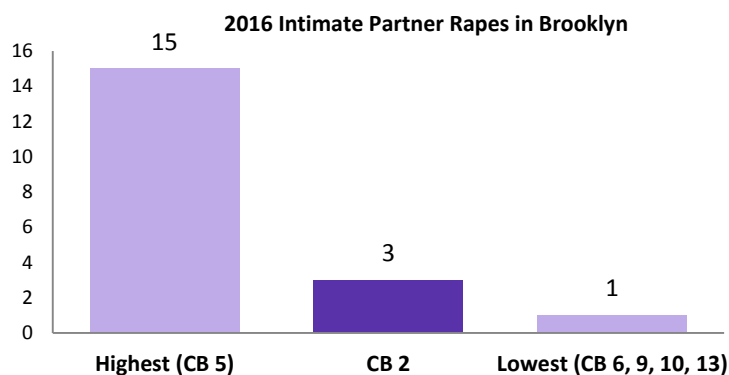


*This percentage excludes reports with missing relationship field.

- 2 In 2016, there were **51 intimate partner felony assaults**, comprising **60%** of the neighborhood's domestic violence felony assaults.

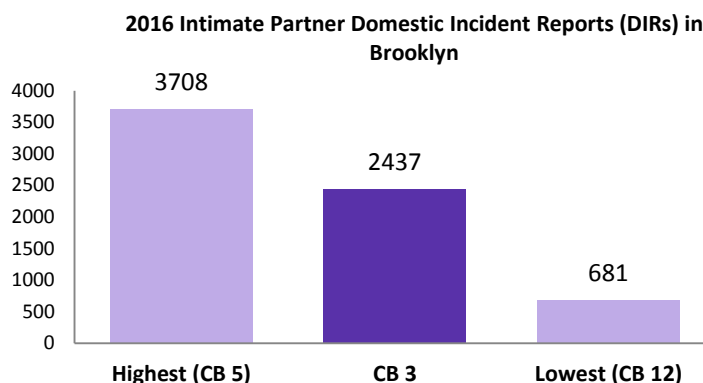


- 3 In 2016, there were **3 intimate partner rapes**, comprising **100%** of the neighborhood's domestic violence rapes.



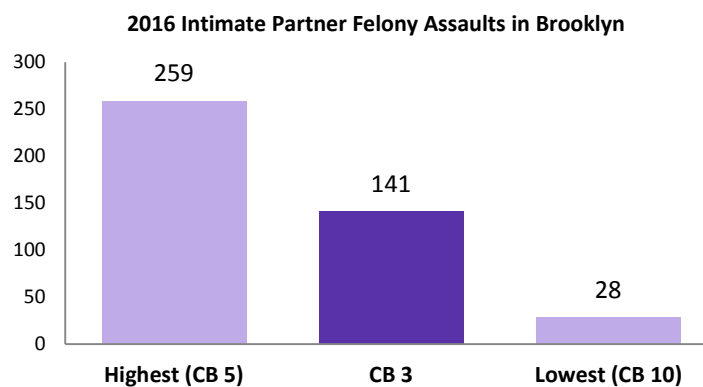
COMMUNITY BOARD 3: Bedford-Stuyvesant

- 1 In 2016, there were **2,437 intimate partner domestic incident reports** in Brooklyn Community Board 3, comprising **39%*** of the neighborhood's domestic incident reports.

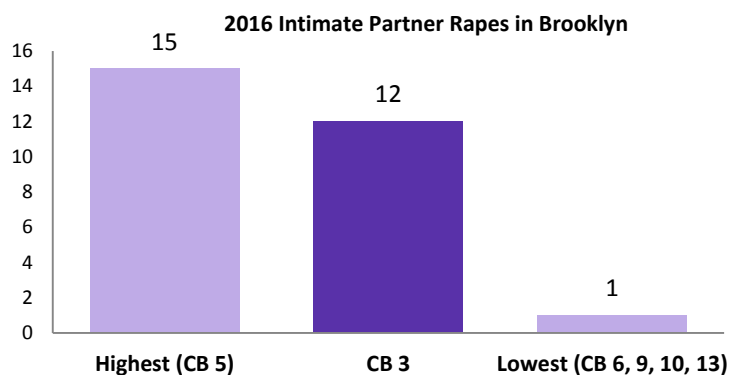


*This percentage excludes reports with missing relationship field.

- 2 In 2016, there were **141 intimate partner felony assaults**, comprising **58%** of the neighborhood's domestic violence felony assaults.

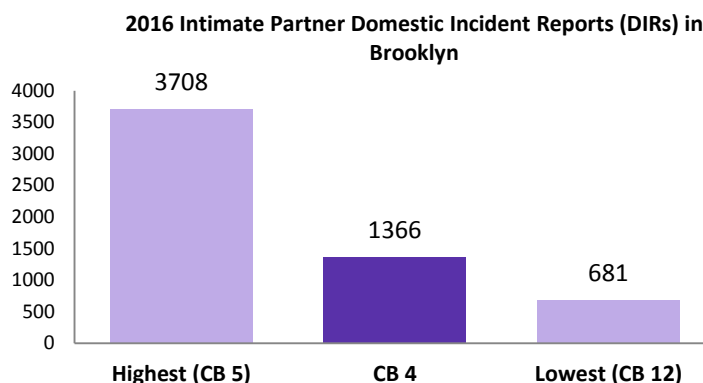


- 3 In 2016, there were **12 intimate partner rapes**, comprising **67%** of the neighborhood's domestic violence rapes.



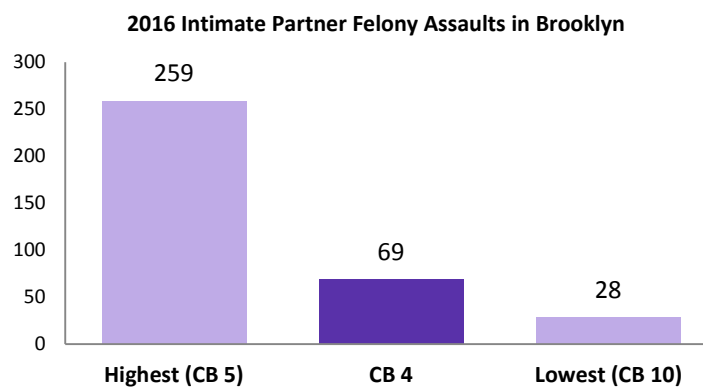
COMMUNITY BOARD 4: Bushwick

- 1 In 2016, there were **1,366 intimate partner domestic incident reports** in Brooklyn Community Board 4, comprising **51%*** of the neighborhood's domestic incident reports.

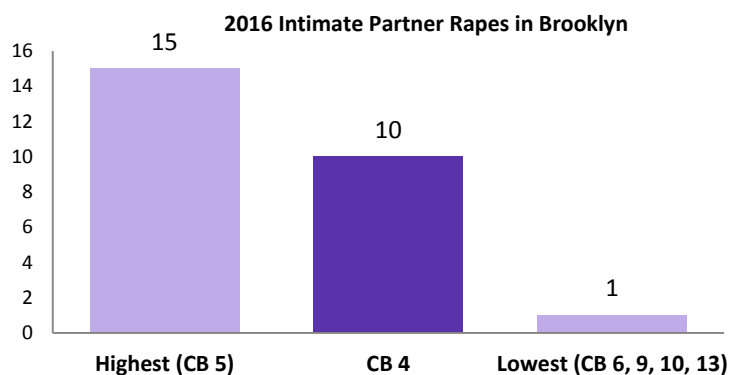


*This percentage excludes reports with missing relationship field.

- 2 In 2016, there were **69 intimate partner felony assaults**, comprising **64%** of the neighborhood's domestic violence felony assaults.

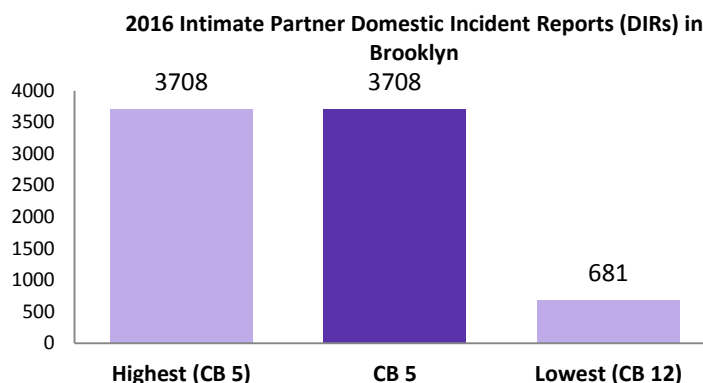


- 3 In 2016, there were **10 intimate partner rapes**, comprising **71%** of the neighborhood's domestic violence rapes.



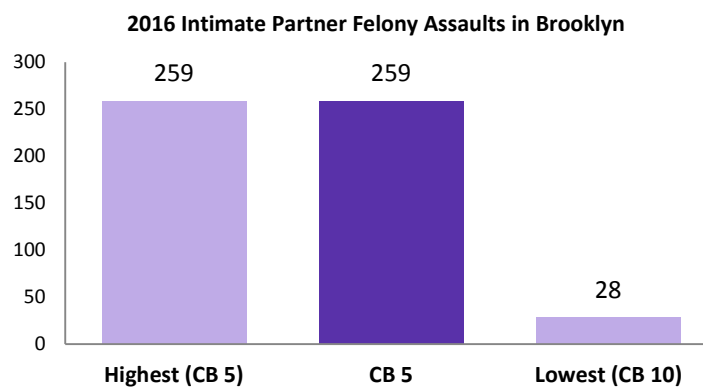
COMMUNITY BOARD 5: East New York and Starrett City

- 1** In 2016, there were **3,708 intimate partner domestic incident reports** in Brooklyn Community Board 5, comprising **43%*** of the neighborhood's domestic incident reports.

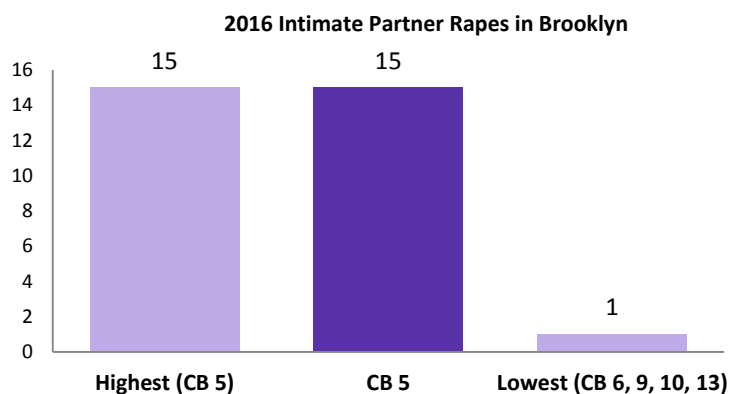


*This percentage excludes reports with missing relationship field.

- 2** In 2016, there were **259 intimate partner felony assaults**, comprising **58%** of the neighborhood's domestic violence felony assaults.

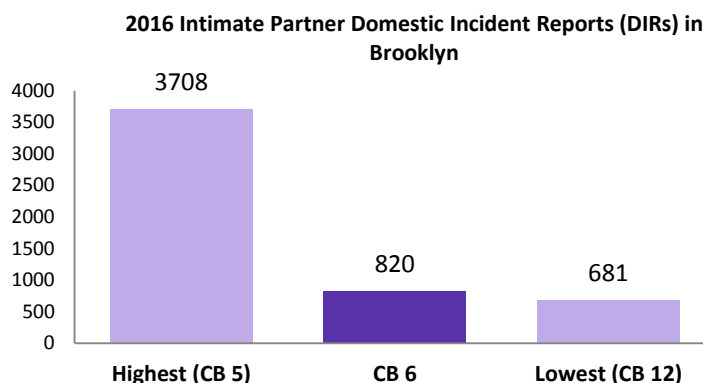


- 3** In 2016, there were **15 intimate partner rapes**, comprising **65%** of the neighborhood's domestic violence rapes.



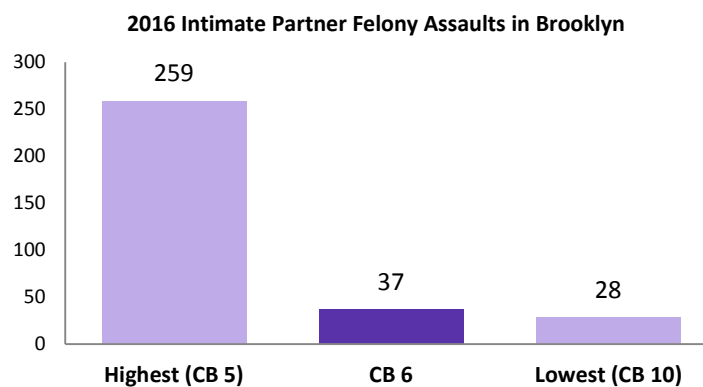
COMMUNITY BOARD 6: Park Slope and Carroll Gardens

- 1 In 2016, there were **820 intimate partner domestic incident reports** in Brooklyn Community Board 6, comprising **47%*** of the neighborhood's domestic incident reports.

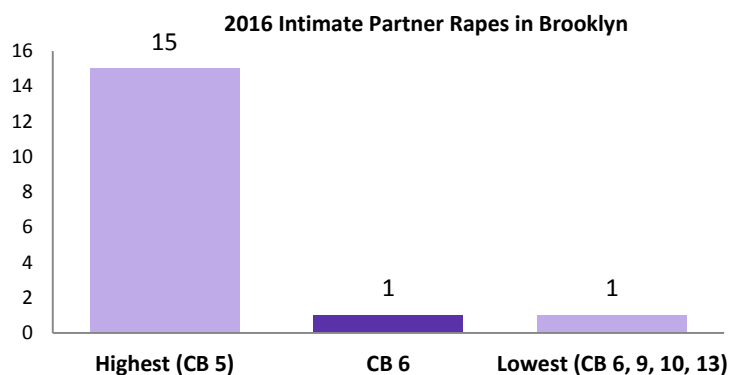


*This percentage excludes reports with missing relationship field.

- 2 In 2016, there were **37 intimate partner felony assaults**, comprising **64%** of the neighborhood's domestic violence felony assaults.

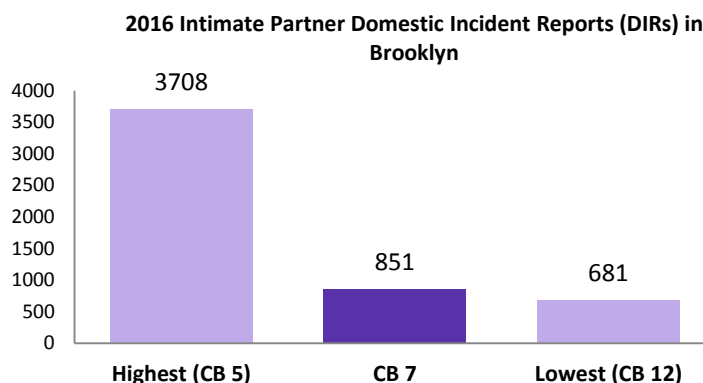


- 3 In 2016, there was **1 intimate partner rape**, comprising **25%** of the neighborhood's domestic violence rapes.



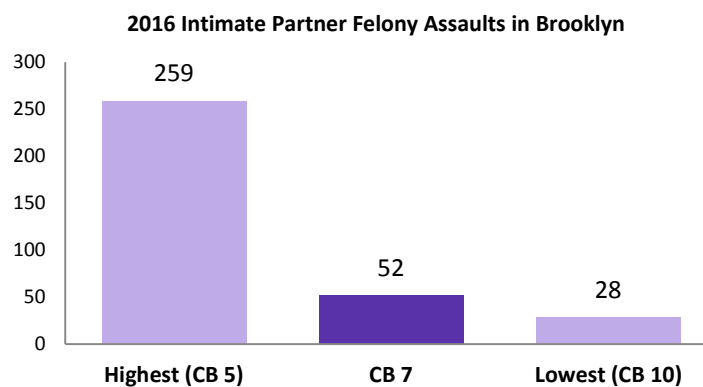
COMMUNITY BOARD 7: Sunset Park

- 1** In 2016, there were **851 intimate partner domestic incident reports** in Brooklyn Community Board 7, comprising **51%*** of the neighborhood's domestic incident reports.

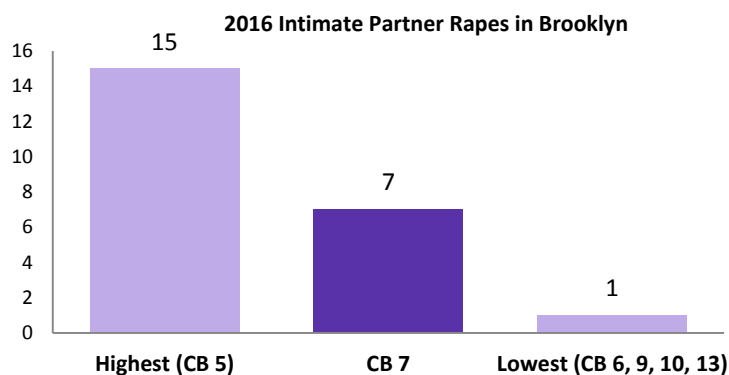


*This percentage excludes reports with missing relationship field.

- 2** In 2016, there were **52 intimate partner felony assaults**, comprising **54%** of the neighborhood's domestic violence felony assaults.

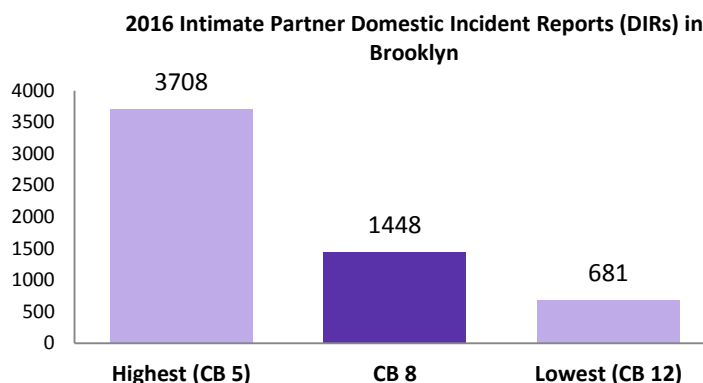


- 3** In 2016, there were **7 intimate partner rapes**, comprising **58%** of the neighborhood's domestic violence rapes.



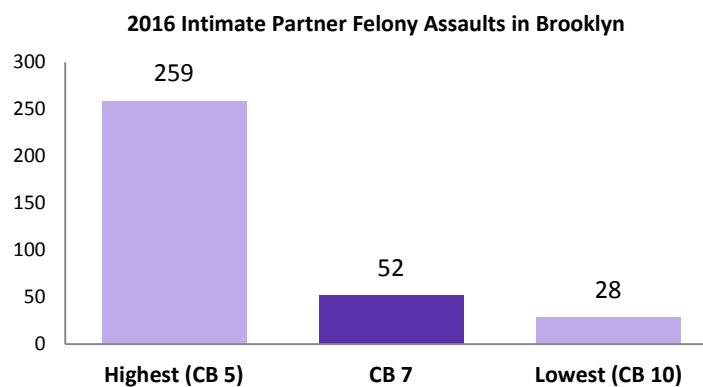
COMMUNITY BOARD 8: Crown Heights and Prospect Heights

- 1** In 2016, there were **1,448 intimate partner domestic incident reports** in Brooklyn Community Board 8, comprising **44%*** of the neighborhood's domestic incident reports.

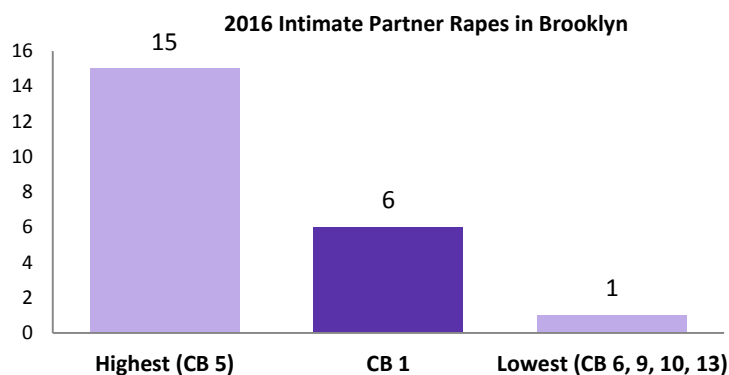


*This percentage excludes reports with missing relationship field.

- 2** In 2016, there were **85 intimate partner felony assaults**, comprising **63%** of the neighborhood's domestic violence felony assaults.

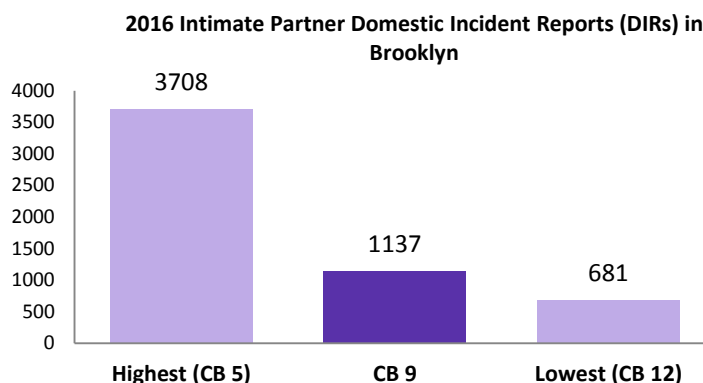


- 3** In 2016, there were **6 intimate partner rapes**, comprising **86%** of the neighborhood's domestic violence rapes.



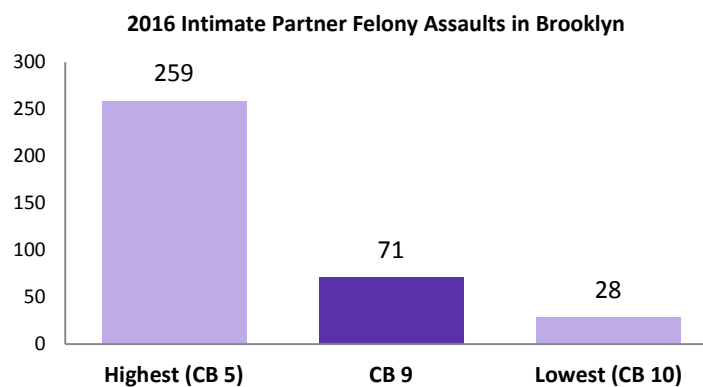
COMMUNITY BOARD 9: South Crown Heights and Lefferts Gardens

- 1 In 2016, there were **1,137 intimate partner domestic incident reports** in Brooklyn Community Board 9, comprising **47%*** of the neighborhood's domestic incident reports.

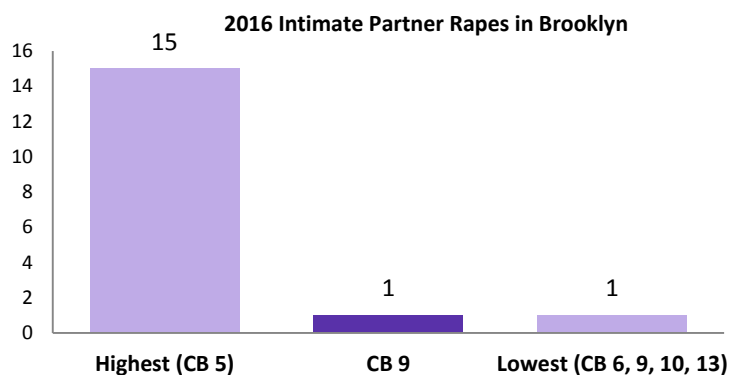


*This percentage excludes reports with missing relationship field.

- 2 In 2016, there were **71 intimate partner felony assaults**, comprising **54%** of the neighborhood's domestic violence felony assaults.

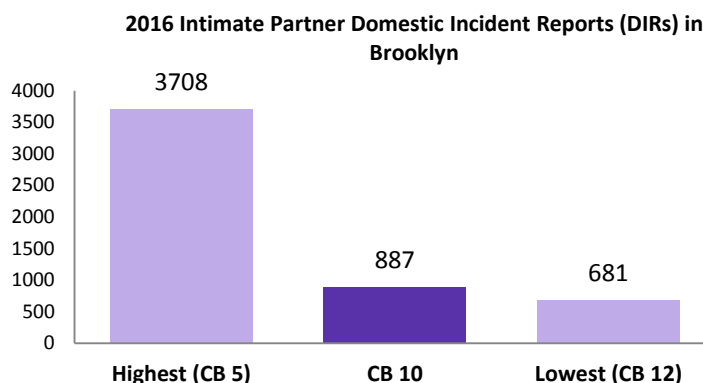


- 3 In 2016, there was **1 intimate partner rape**, comprising **33%** of the neighborhood's domestic violence rapes.



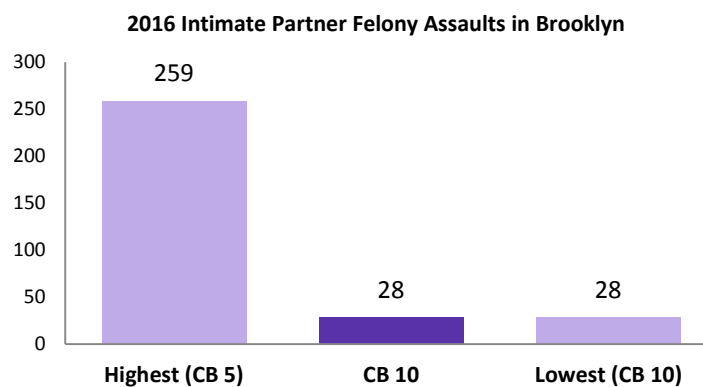
COMMUNITY BOARD 10: Bay Ridge and Dyker Heights

- 1 In 2016, there were **887 intimate partner domestic incident reports** in Brooklyn Community Board 10, comprising **60%*** of the neighborhood's domestic incident reports.

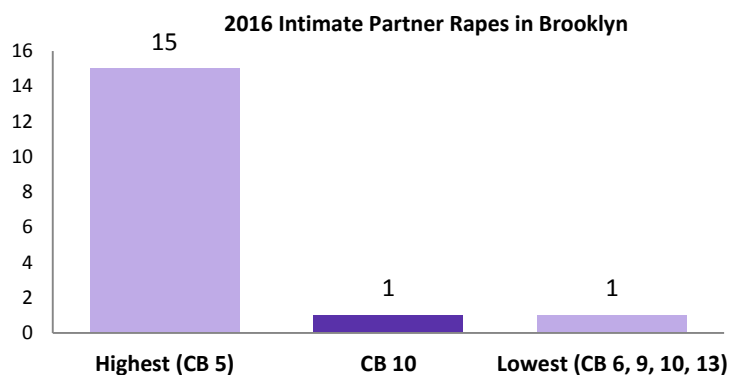


*This percentage excludes reports with missing relationship field.

- 2 In 2016, there were **28 intimate partner felony assaults**, comprising **57%** of the neighborhood's domestic violence felony assaults.

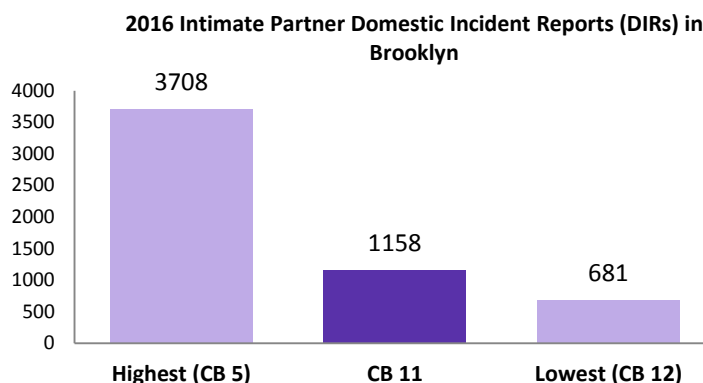


- 3 In 2016, there was **1 intimate partner rape**, comprising **50%** of the neighborhood's domestic violence rapes.



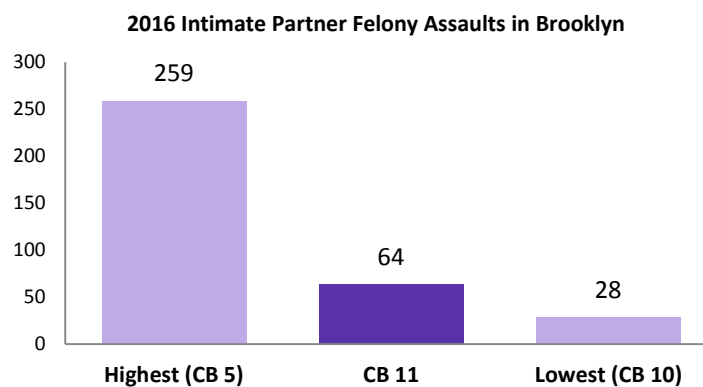
COMMUNITY BOARD 11: Bensonhurst

- 1 In 2016, there were **1,158 intimate partner domestic incident reports** in Brooklyn Community Board 11, comprising **58%*** of the neighborhood's domestic incident reports.

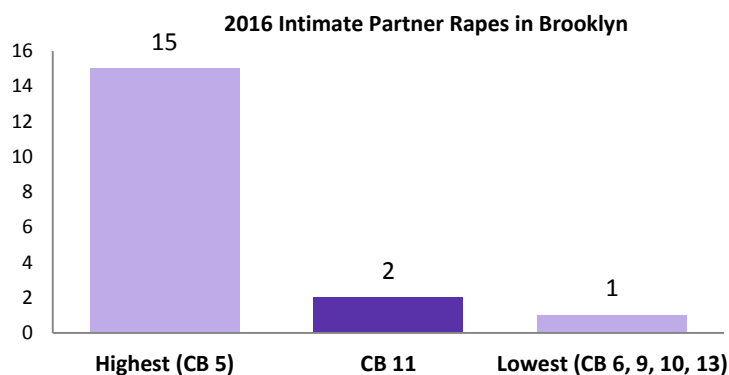


*This percentage excludes reports with missing relationship field.

- 2 In 2016, there were **64 intimate partner felony assaults**, comprising **66%** of the neighborhood's domestic violence felony assaults.

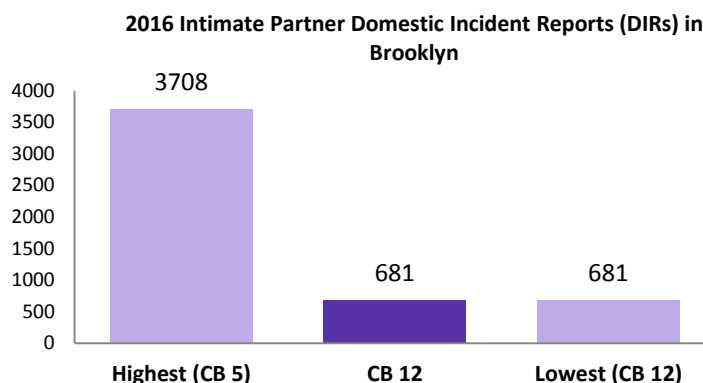


- 3 In 2016, there were **2 intimate partner rapes**, comprising **100%** of the neighborhood's domestic violence rapes.



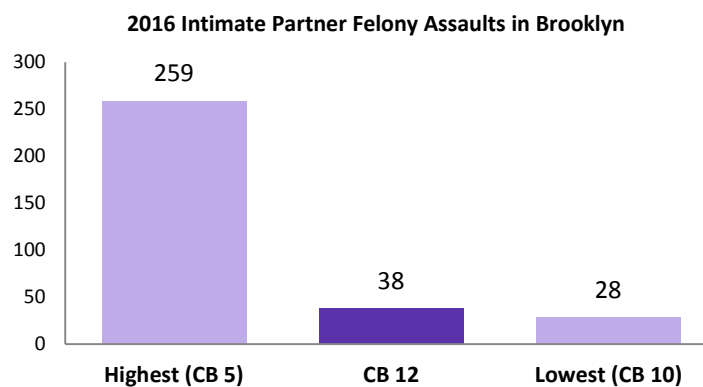
COMMUNITY BOARD 12: Borough Park

- 1 In 2016, there were **681 intimate partner domestic incident reports** in Brooklyn Community Board 12, comprising **51%*** of the neighborhood's domestic incident reports.

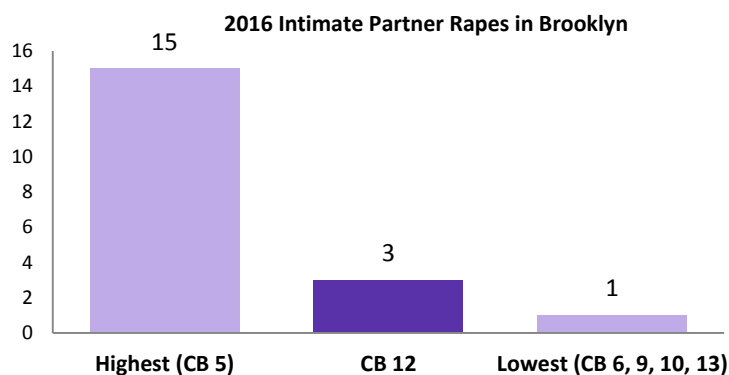


*This percentage excludes reports with missing relationship field.

- 2 In 2016, there were **38 intimate partner felony assaults**, comprising **58%** of the neighborhood's domestic violence felony assaults.

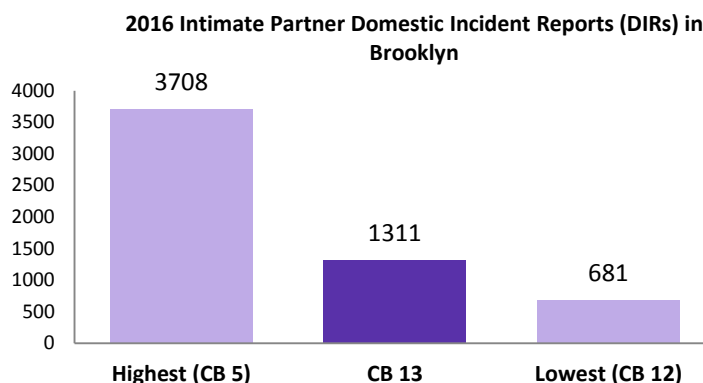


- 3 In 2016, there were **3 intimate partner rapes**, comprising **50%** of the neighborhood's domestic violence rapes.



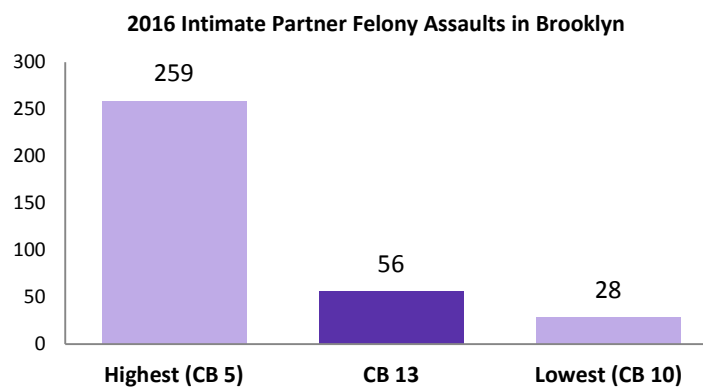
COMMUNITY BOARD 13: Coney Island

- 1 In 2016, there were **1,311 intimate partner domestic incident reports** in Brooklyn Community Board 13, comprising **42%*** of the neighborhood's domestic incident reports.

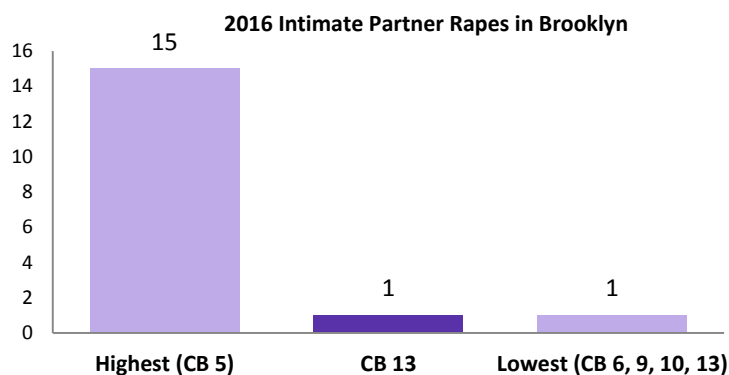


*This percentage excludes reports with missing relationship field.

- 2 In 2016, there were **56 intimate partner felony assaults**, comprising **53%** of the neighborhood's domestic violence felony assaults.

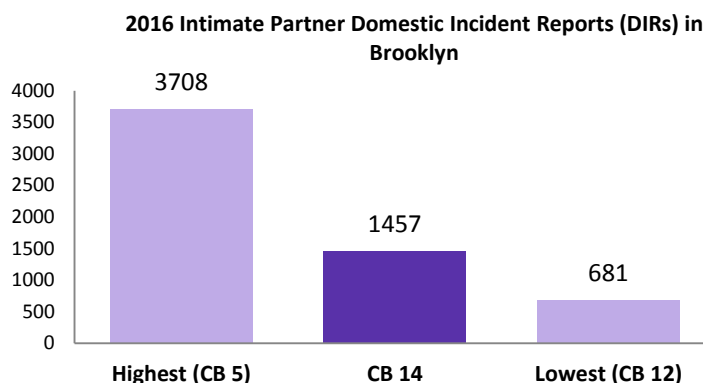


- 3 In 2016, there was **1 intimate partner rape**, comprising **25%** of the neighborhood's domestic violence rapes.



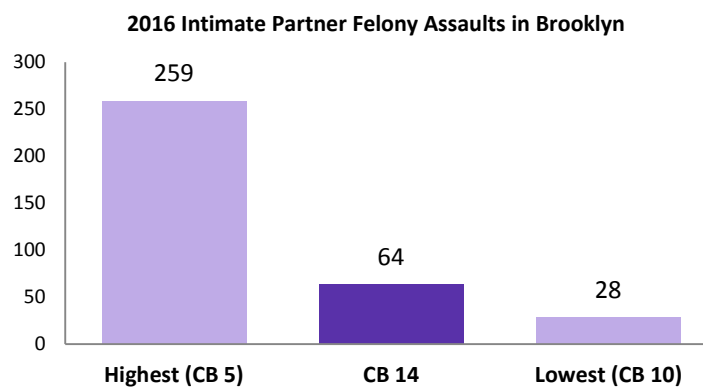
COMMUNITY BOARD 14: Flatbush and Midwood

- 1 In 2016, there were **1,457 intimate partner domestic incident reports** in Brooklyn Community Board 14, comprising **47%*** of the neighborhood's domestic incident reports.

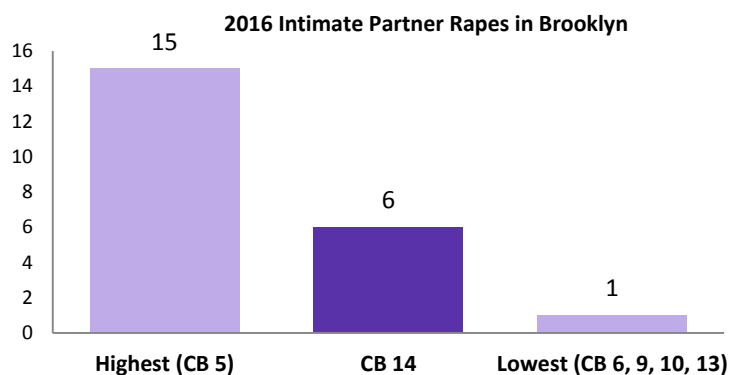


*This percentage excludes reports with missing relationship field.

- 2 In 2016, there were **64 intimate partner felony assaults**, comprising **60%** of the neighborhood's domestic violence felony assaults.

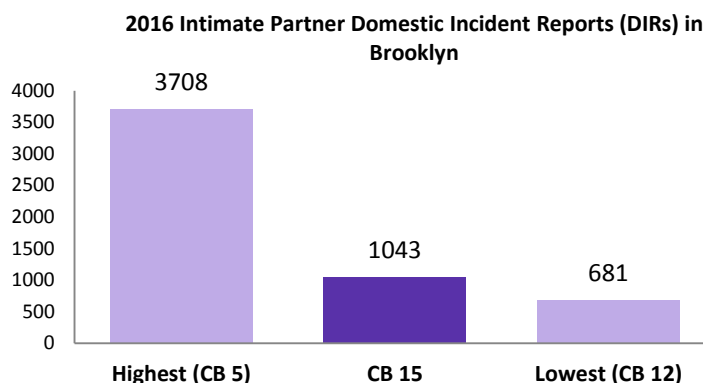


- 3 In 2016, there were **6 intimate partner rapes**, comprising **55%** of the neighborhood's domestic violence rapes.



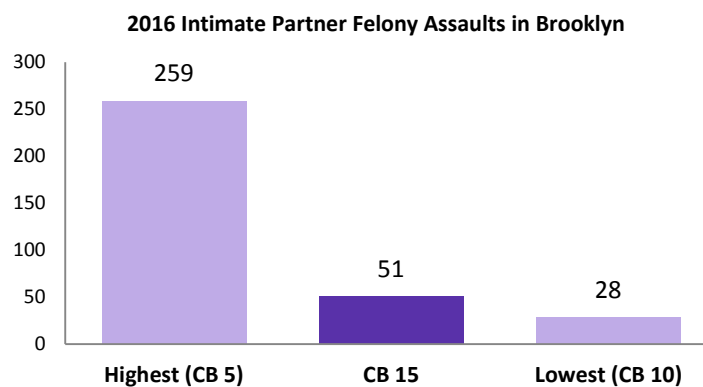
COMMUNITY BOARD 15: Sheepshead Bay

- 1** In 2016, there were **1,043 intimate partner domestic incident reports** in Brooklyn Community Board 15, comprising **53%*** of the neighborhood's domestic incident reports.

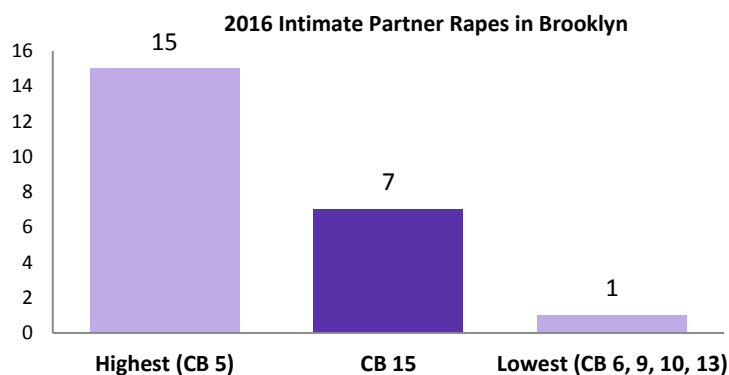


*This percentage excludes reports with missing relationship field.

- 2** In 2016, there were **51 intimate partner felony assaults**, comprising **61%** of the neighborhood's domestic violence felony assaults.

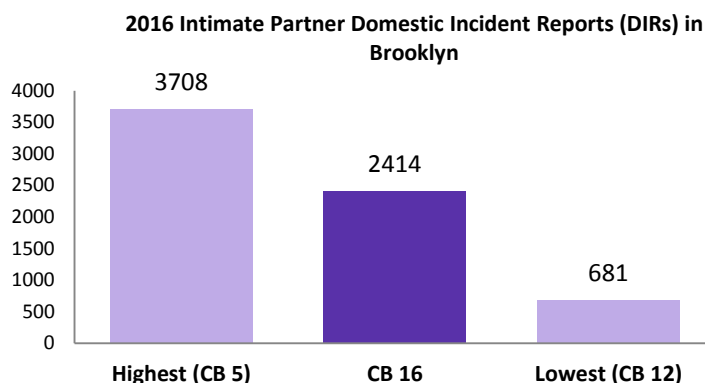


- 3** In 2016, there were **7 intimate partner rapes**, comprising **88%** of the neighborhood's domestic violence rapes.



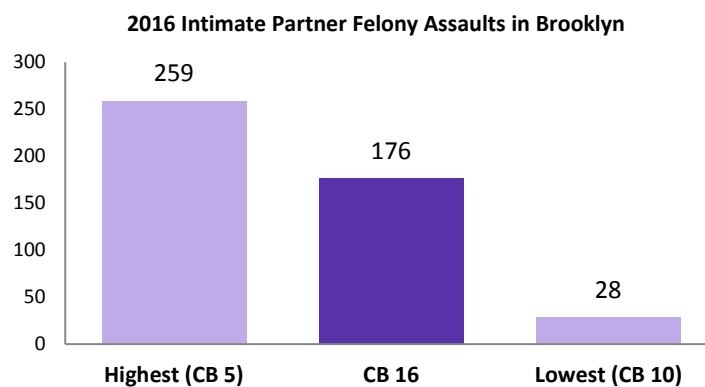
COMMUNITY BOARD 16: Brownsville

- 1 In 2016, there were **2,414 intimate partner domestic incident reports** in Brooklyn Community Board 16, comprising **37%*** of the neighborhood's domestic incident reports.

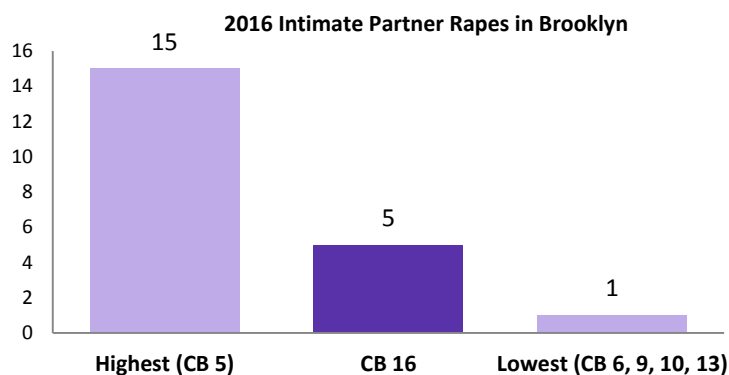


*This percentage excludes reports with missing relationship field.

- 2 In 2016, there were **176 intimate partner felony assaults**, comprising **63%** of the neighborhood's domestic violence felony assaults.

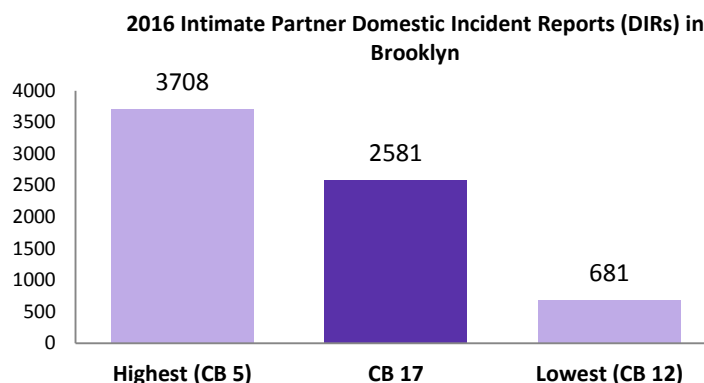


- 3 In 2016, there were **5 intimate partner rapes**, comprising **38%** of the neighborhood's domestic violence rapes.



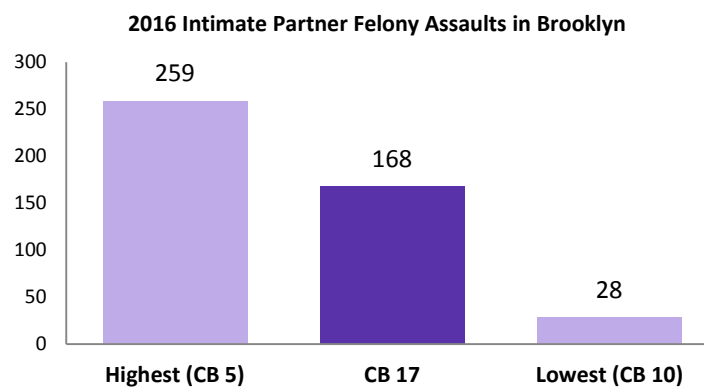
COMMUNITY BOARD 17: East Flatbush

- 1 In 2016, there were **2,581 intimate partner domestic incident reports** in Brooklyn Community Board 17, comprising **50%*** of the neighborhood's domestic incident reports.

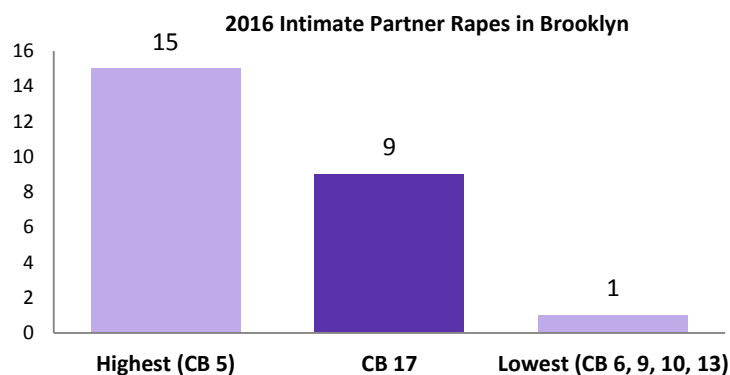


*This percentage excludes reports with missing relationship field.

- 2 In 2016, there were **168 intimate partner felony assaults**, comprising **62%** of the neighborhood's domestic violence felony assaults.

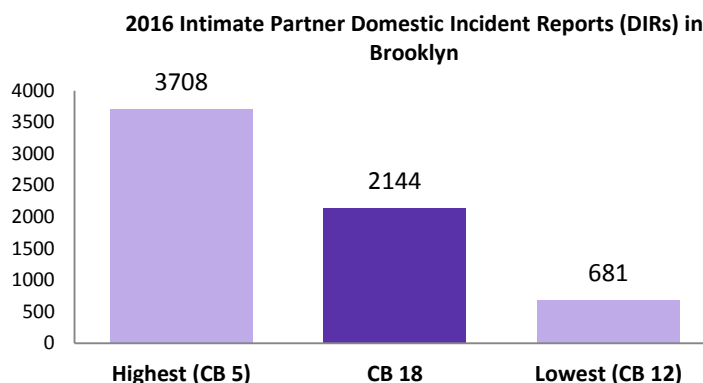


- 3 In 2016, there were **9 intimate partner rapes**, comprising **53%** of the neighborhood's domestic violence rapes.



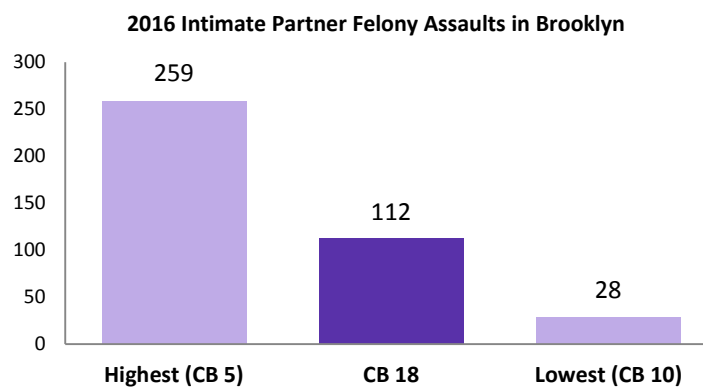
COMMUNITY BOARD 18: Flatlands and Canarsie

- 1 In 2016, there were **2,144 intimate partner domestic incident reports** in Brooklyn Community Board 18, comprising **46%*** of the neighborhood's domestic incident reports.

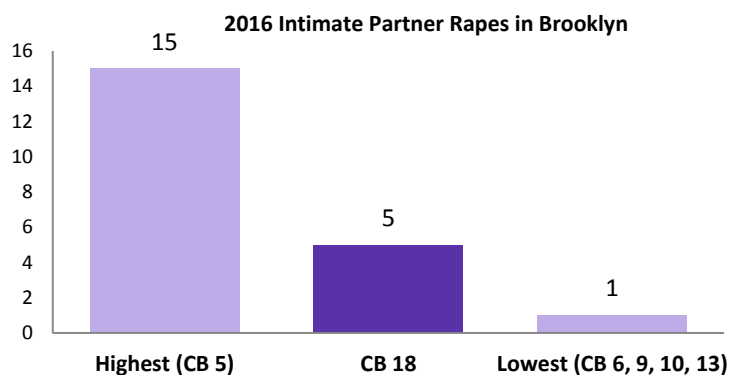


*This percentage excludes reports with missing relationship field.

- 2 In 2016, there were **112 intimate partner felony assaults**, comprising **63%** of the neighborhood's domestic violence felony assaults.



- 3 In 2016, there were **5 intimate partner rapes**, comprising **56%** of the neighborhood's domestic violence rapes.



Manhattan:

@ violence snapshot

- 1** In 2016, there were **13,917 intimate partner domestic incident reports (DIRs)** in Manhattan. These comprised **47%*** of the borough's domestic incident reports.

*This percentage excludes reports with missing relationship field.

- 2** In 2016, there were **705 intimate partner felony assaults** in Manhattan. These comprised **66%** of the borough's domestic violence felony assaults.

- 3** In 2016, there were **42 intimate partner rapes** in Manhattan. These comprised **58%** of the borough's domestic violence rapes.

4 **HELP IS AVAILABLE**

In the case of an emergency, call 911.

For information and non-emergency services, call 311 or the NYC Domestic Violence Hotline 1-800-621-HOPE (4673). For walk-in services, visit one of the NYC Family Justice Centers.

NYC Family Justice Center, Manhattan

Address: 80 Centre Street, NY 10013 Phone: (212)602-2800

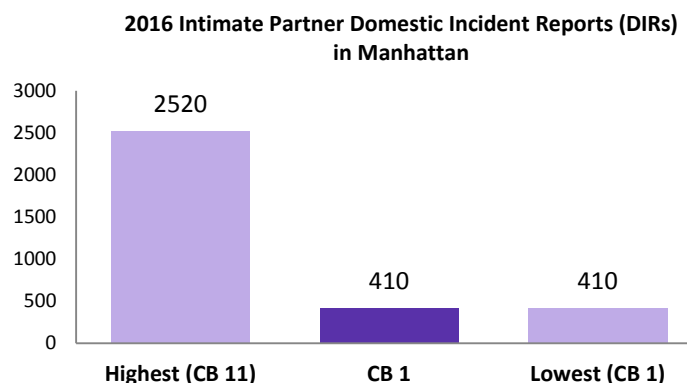
Subway: Take the **4 5 6** to Brooklyn Bridge –City Hall, the **J Z** to Chambers Street, the **N R** to City Hall, to the **1 2 3** to Chambers Street, or the **A C** to Chambers Street.

Bus: The M5, M9, M22 and M103 buses all stop near the Center.

Services are free and confidential. All are welcome regardless of gender identity or expression, sexual orientation, language, or immigration status.

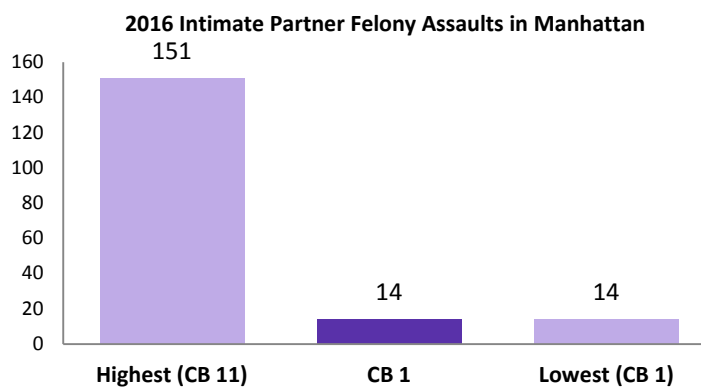
COMMUNITY BOARD 1: Financial District

- 1 In 2016, there were **410 intimate partner domestic incident reports** in Manhattan Community Board 1, comprising **50%*** of the neighborhood's domestic incident reports.

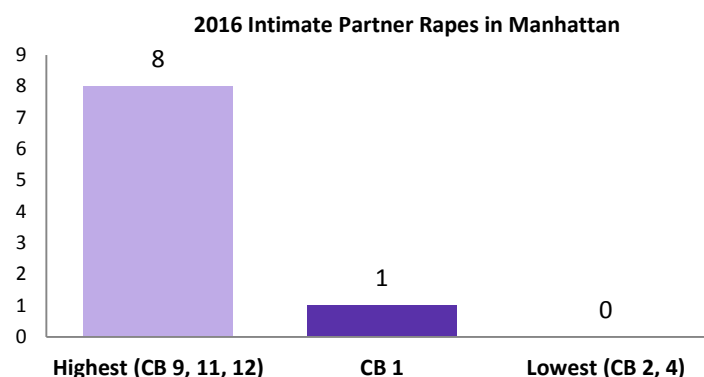


*This percentage excludes reports with missing relationship field.

- 2 In 2016, there were **14 intimate partner felony assaults**, comprising **93%** of the neighborhood's domestic violence felony assaults.

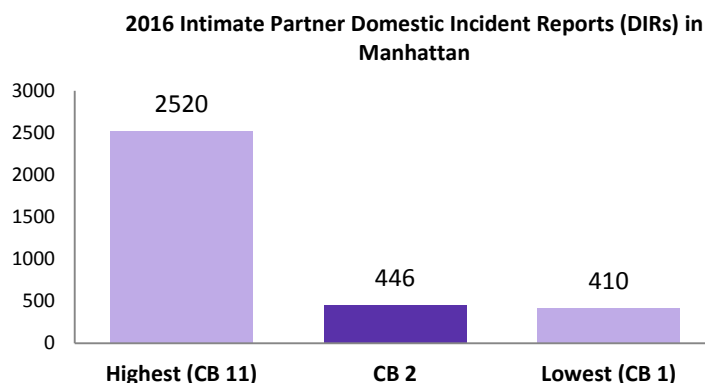


- 3 In 2016, there was **1 intimate partner rape**, comprising **100%** of the neighborhood's domestic violence rapes.



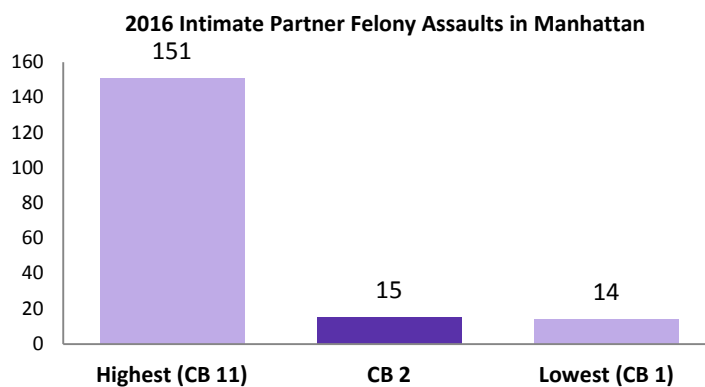
COMMUNITY BOARD 2: Greenwich Village and SoHo

- 1** In 2016, there were **446 intimate partner domestic incident reports** in Manhattan Community Board 2, comprising **76%*** of the neighborhood's domestic incident reports.

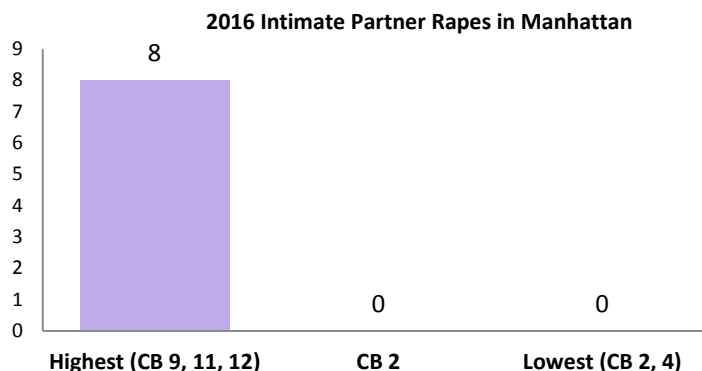


*This percentage excludes reports with missing relationship field.

- 2** In 2016, there were **15 intimate partner felony assaults**, comprising **71%** of the neighborhood's domestic violence felony assaults.

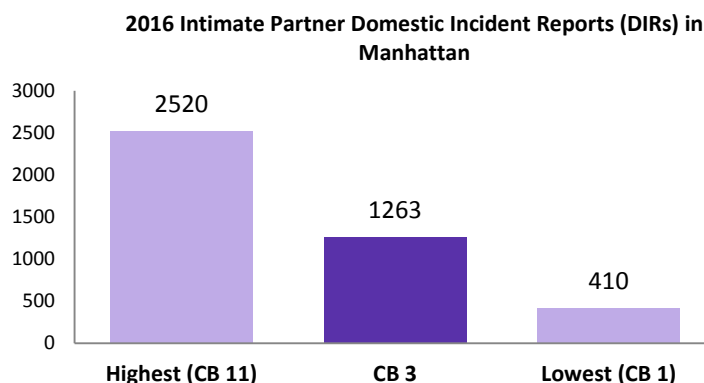


- 3** In 2016, there were **0 intimate partner rapes**, comprising **0%** of the neighborhood's domestic violence rapes.



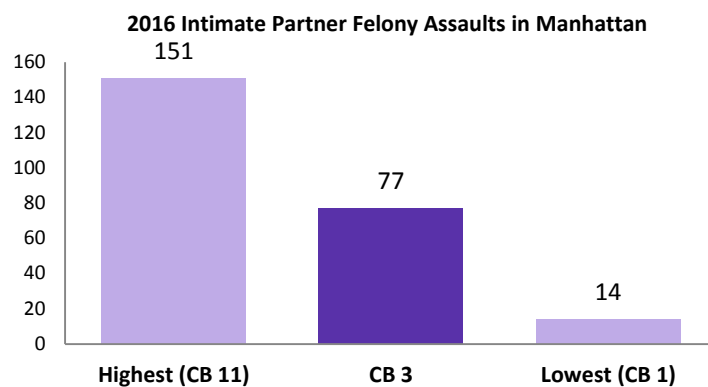
COMMUNITY BOARD 3: Lower East Side and Chinatown

- 1 In 2016, there were **1,263 intimate partner domestic incident reports** in Manhattan Community Board 3, comprising **36%*** of the neighborhood's domestic incident reports.

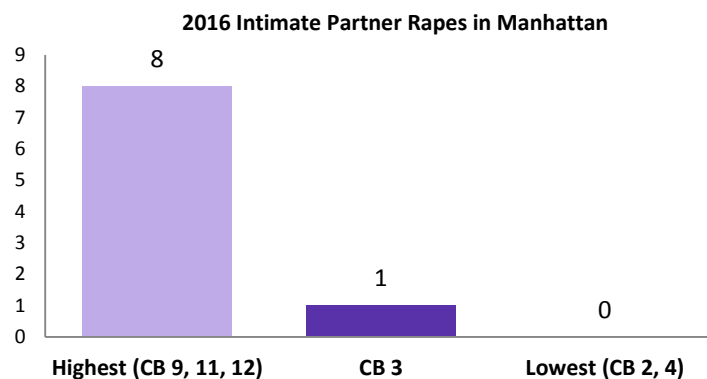


*This percentage excludes reports with missing relationship field.

- 2 In 2016, there were **77 intimate partner felony assaults**, comprising **66%** of the neighborhood's domestic violence felony assaults.

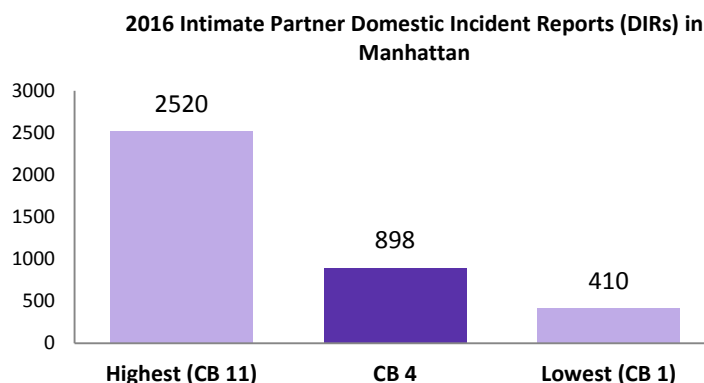


- 3 In 2016, there was **1 intimate partner rape**, comprising **50%** of the neighborhood's domestic violence rapes.



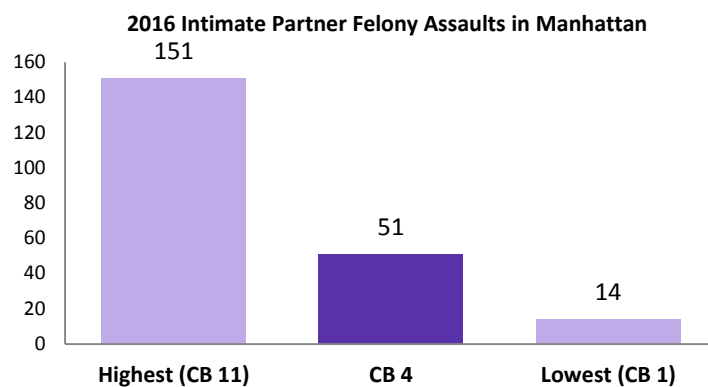
COMMUNITY BOARD 4: Clinton and Chelsea

- 1** In 2016, there were **898 intimate partner domestic incident reports** in Manhattan Community Board 4, comprising **56%*** of the neighborhood's domestic incident reports.

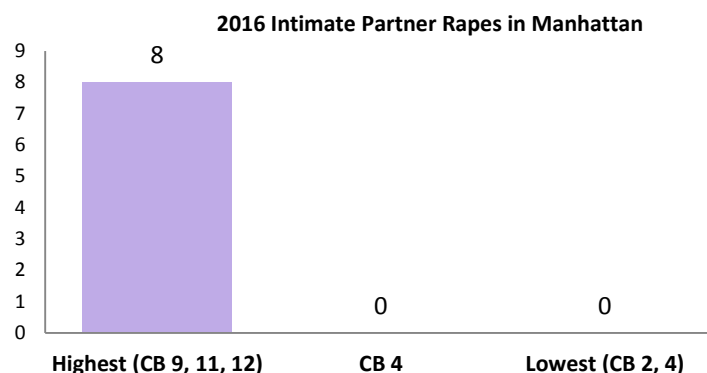


*This percentage excludes reports with missing relationship field.

- 2** In 2016, there were **51 intimate partner felony assaults**, comprising **82%** of the neighborhood's domestic violence felony assaults.

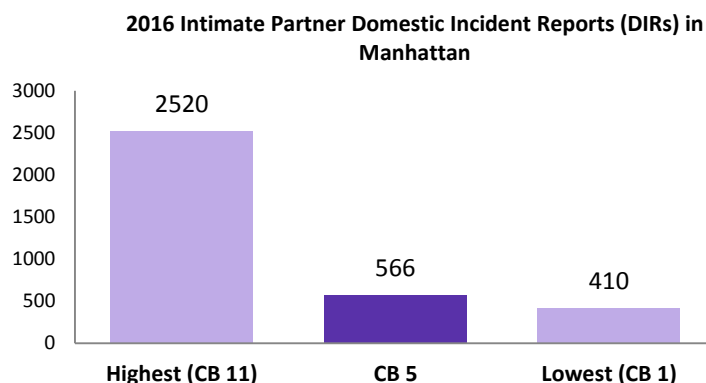


- 3** In 2016, there were **0 intimate partner rapes**, comprising **0%** of the neighborhood's domestic violence rapes.



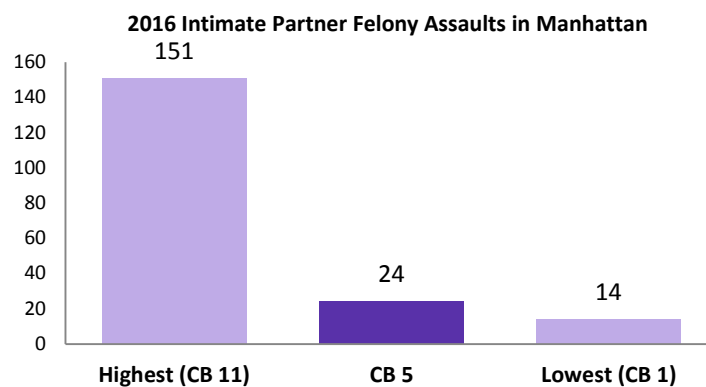
COMMUNITY BOARD 5: Midtown

- 1 In 2016, there were **566 intimate partner domestic incident reports** in Manhattan Community Board 5, comprising **76%*** of the neighborhood's domestic incident reports.

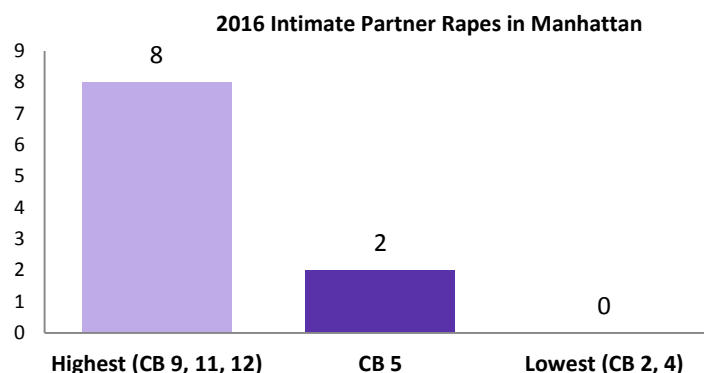


*This percentage excludes reports with missing relationship field.

- 2 In 2016, there were **24 intimate partner felony assaults**, comprising **86%** of the neighborhood's domestic violence felony assaults.

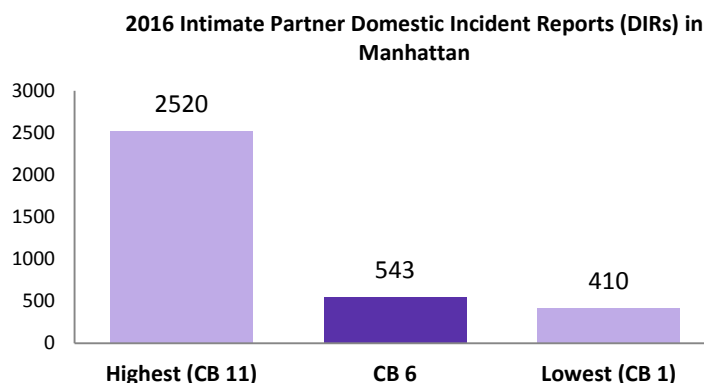


- 3 In 2016, there were **2 intimate partner rapes**, comprising **100%** of the neighborhood's domestic violence rapes.



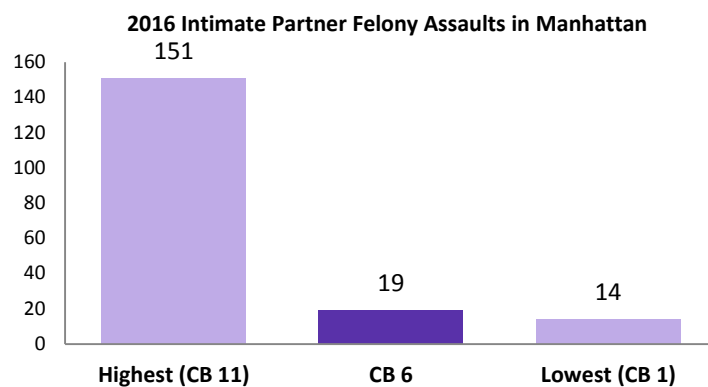
COMMUNITY BOARD 6: Stuyvesant Town and Turtle Bay

- 1** In 2016, there were **543 intimate partner domestic incident reports** in Manhattan Community Board 6, comprising **65%*** of the neighborhood's domestic incident reports.

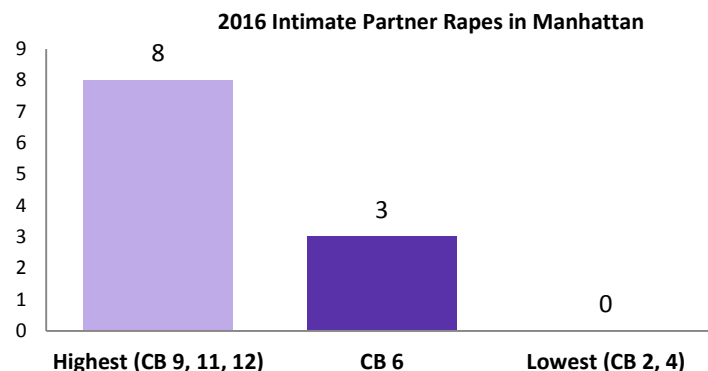


*This percentage excludes reports with missing relationship field.

- 2** In 2016, there were **19 intimate partner felony assaults**, comprising **61%** of the neighborhood's domestic violence felony assaults.

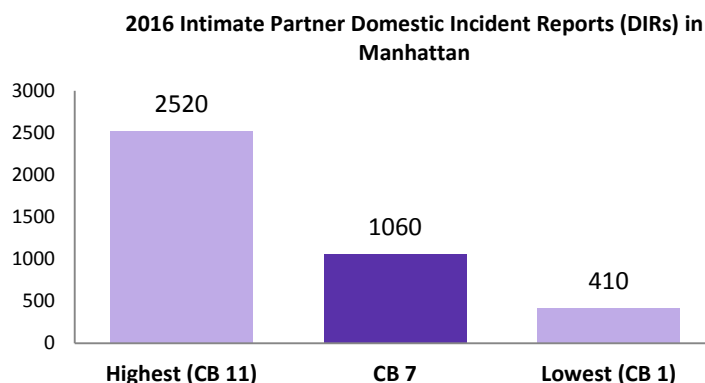


- 3** In 2016, there were **3 intimate partner rapes**, comprising **50%** of the neighborhood's domestic violence rapes.



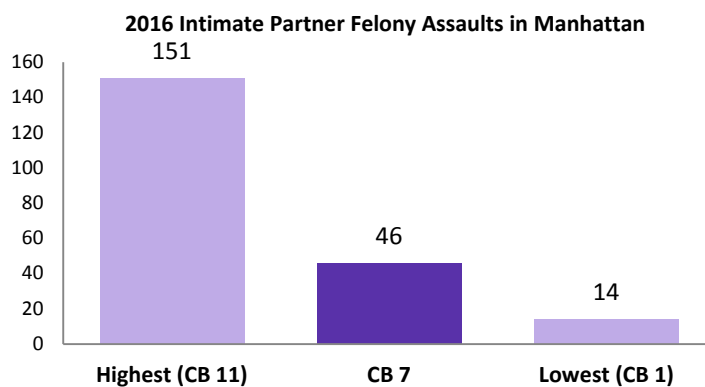
COMMUNITY BOARD 7: Upper West Side

- 1 In 2016, there were **1,060 intimate partner domestic incident reports** in Manhattan Community Board 7, comprising **49%*** of the neighborhood's domestic incident reports.

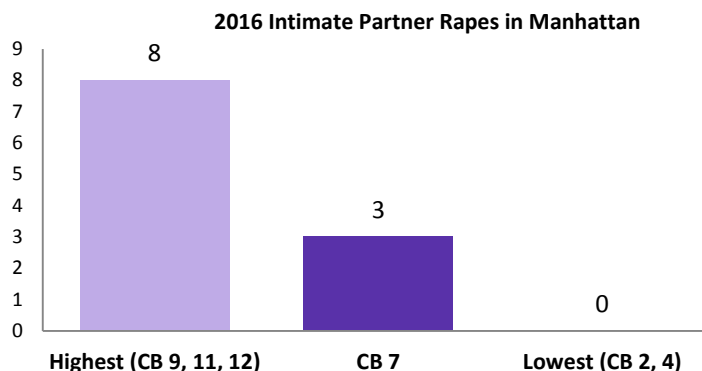


*This percentage excludes reports with missing relationship field.

- 2 In 2016, there were **46 intimate partner felony assaults**, comprising **68%** of the neighborhood's domestic violence felony assaults.

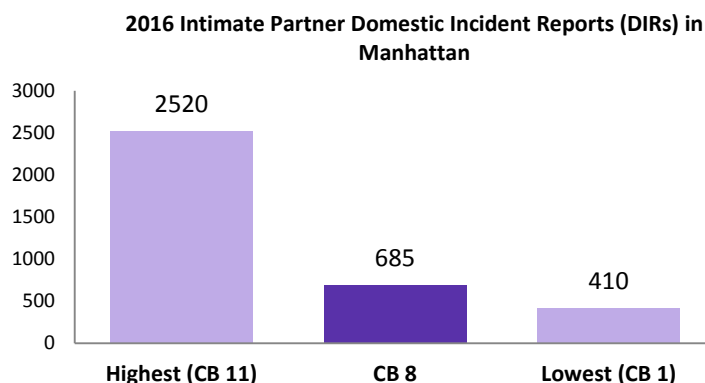


- 3 In 2016, there were **3 intimate partner rapes**, comprising **75%** of the neighborhood's domestic violence rapes.



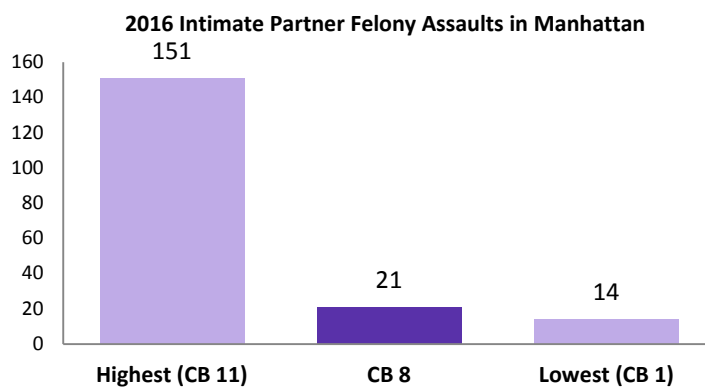
COMMUNITY BOARD 8: Upper East Side

- 1 In 2016, there were **685 intimate partner domestic incident reports** in Manhattan Community Board 8, comprising **60%*** of the neighborhood's domestic incident reports.

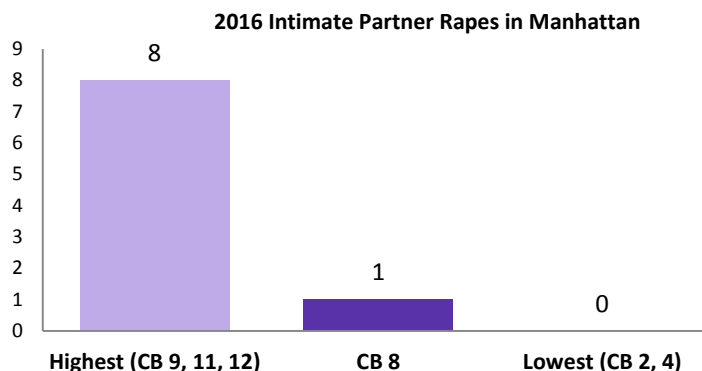


*This percentage excludes reports with missing relationship field.

- 2 In 2016, there were **21 intimate partner felony assaults**, comprising **75%** of the neighborhood's domestic violence felony assaults.

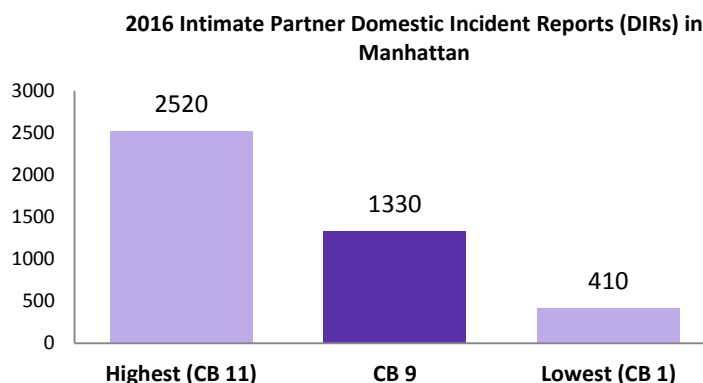


- 3 In 2016, there was **1 intimate partner rape**, comprising **100%** of the neighborhood's domestic violence rapes.



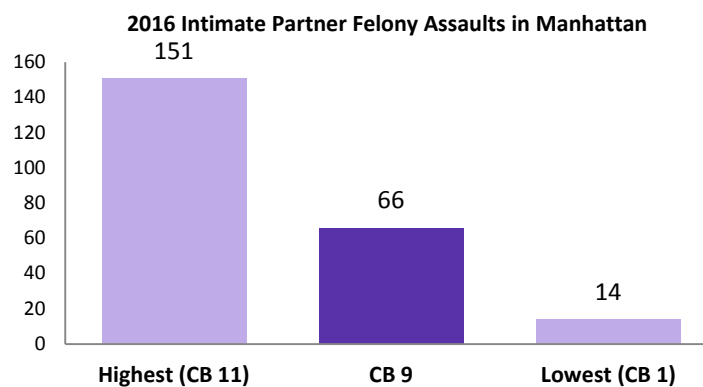
COMMUNITY BOARD 9: Morningside Heights and Hamilton Heights

- 1** In 2016, there were **1,330 intimate partner domestic incident reports** in Manhattan Community Board 9, comprising **45%*** of the neighborhood's domestic incident reports.

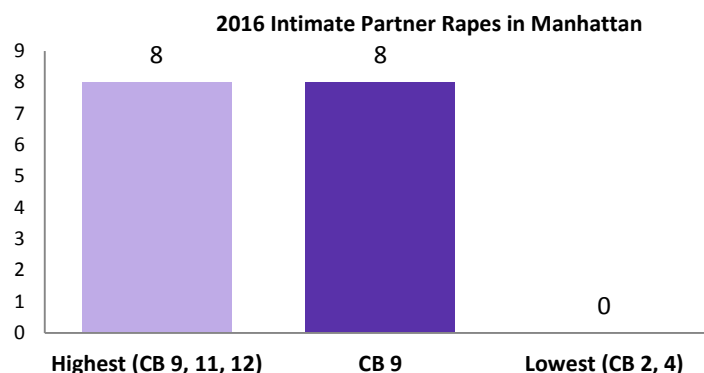


*This percentage excludes reports with missing relationship field.

- 2** In 2016, there were **66 intimate partner felony assaults**, comprising **66%** of the neighborhood's domestic violence felony assaults.

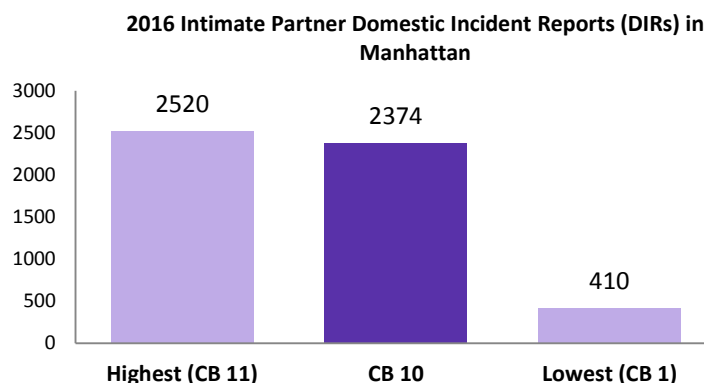


- 3** In 2016, there were **8 intimate partner rapes**, comprising **89%** of the neighborhood's domestic violence rapes.



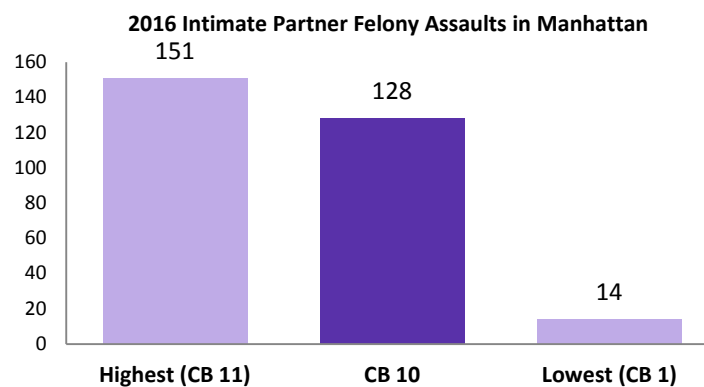
COMMUNITY BOARD 10: Central Harlem

- 1** In 2016, there were **2,374 intimate partner domestic incident reports** in Manhattan Community Board 10, comprising **41%*** of the neighborhood's domestic incident reports.

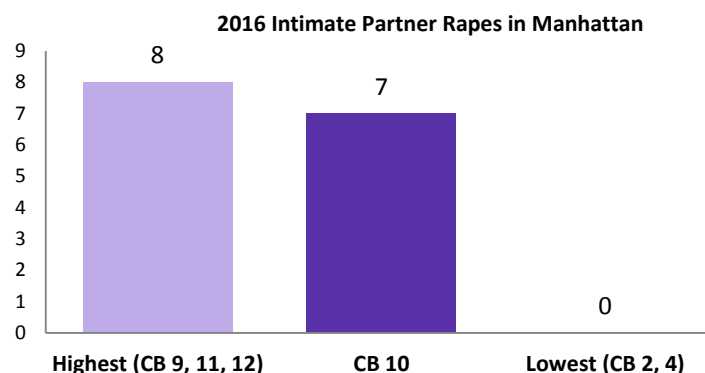


*This percentage excludes reports with missing relationship field.

- 2** In 2016, there were **128 intimate partner felony assaults**, comprising **64%** of the neighborhood's domestic violence felony assaults.

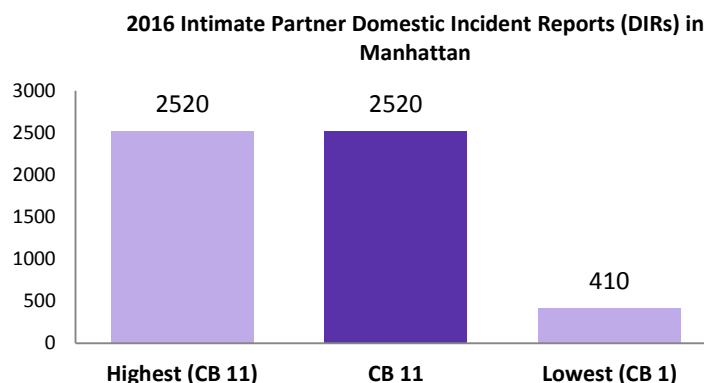


- 3** In 2016, there were **7 intimate partner rapes**, comprising **41%** of the neighborhood's domestic violence rapes.



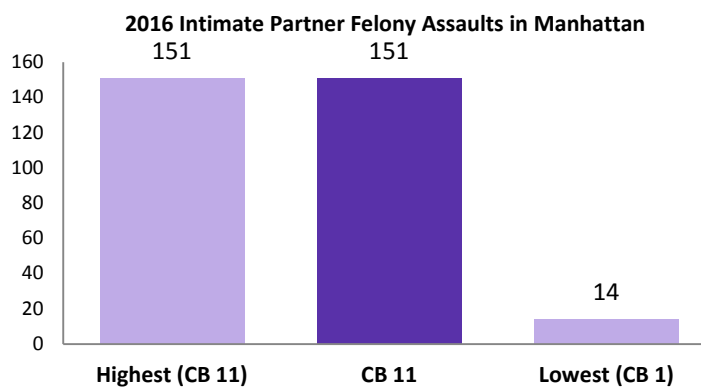
COMMUNITY BOARD 11: East Harlem

- 1 In 2016, there were **2,520 intimate partner domestic incident reports** in Manhattan Community Board 11, comprising **42%*** of the neighborhood's domestic incident reports.

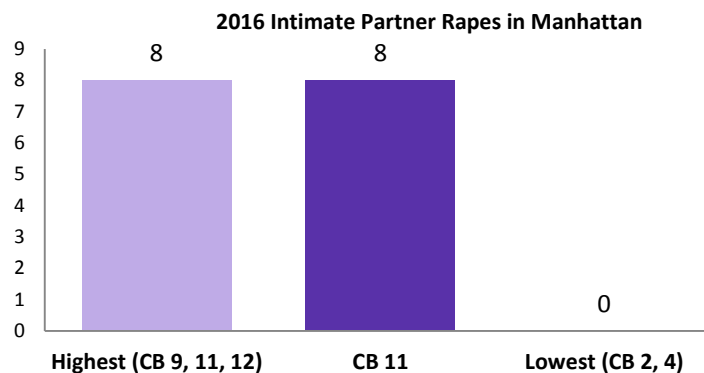


*This percentage excludes reports with missing relationship field.

- 2 In 2016, there were **151 intimate partner felony assaults**, comprising **61%** of the neighborhood's domestic violence felony assaults.

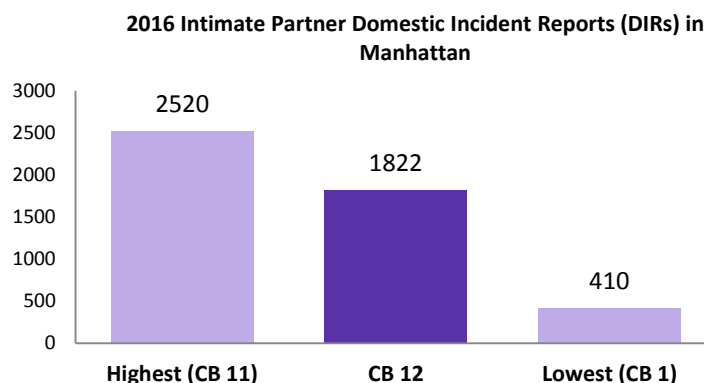


- 3 In 2016, there were **8 intimate partner rapes**, comprising **53%** of the neighborhood's domestic violence rapes.



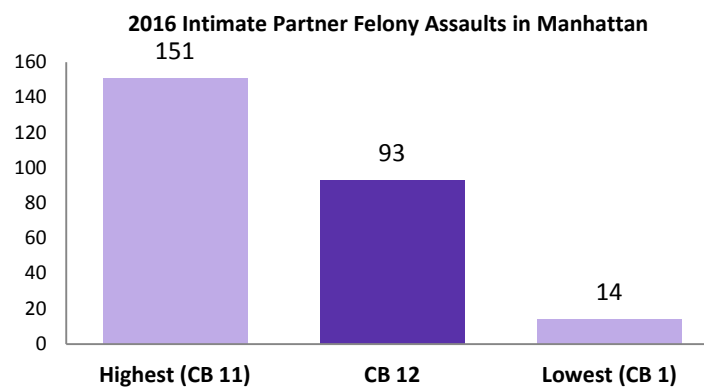
COMMUNITY BOARD 12: Washington Heights and Inwood

- 1** In 2016, there were **1,822 intimate partner domestic incident reports** in Manhattan Community Board 12, comprising **49%*** of the neighborhood's domestic incident reports.

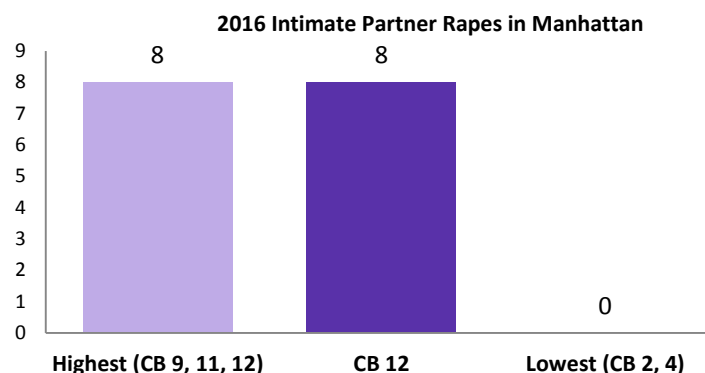


*This percentage excludes reports with missing relationship field.

- 2** In 2016, there were **93 intimate partner felony assaults**, comprising **63%** of the neighborhood's domestic violence felony assaults.



- 3** In 2016, there were **8 intimate partner rapes**, comprising **67%** of the neighborhood's domestic violence rapes.



Queens:

Intimate partner violence snapshot

1 In 2016, there were **21,348 intimate partner domestic incident reports (DIRs)** in Queens. These comprised **52%*** of the borough's domestic incident reports.

*This percentage excludes reports with missing relationship field.

2 In 2016, there were **1,126 intimate partner felony assaults** in Queens. These comprised **62%** of the borough's domestic violence felony assaults.

3 In 2016, there were **77 intimate partner rapes** in Queens. These comprised **59%** of the borough's domestic violence rapes.



4 **HELP IS AVAILABLE**

In the case of an emergency, call 911.

For information and non-emergency services, call 311 or the NYC Domestic Violence Hotline 1-800-621-HOPE (4673). For walk-in services, visit one of the NYC Family Justice Centers.

NYC Family Justice Center, Queens

Address: 126-02 82nd Avenue, Kew Gardens, NY 11415 Phone: (718)575-4500

Subway: Take the  or  train to Kew Gardens/Union Turnpike. Use the "Court House/North Side:" exit and walk east on Queens Boulevard past Queens Borough Hall. Turn left on 82nd Avenue.

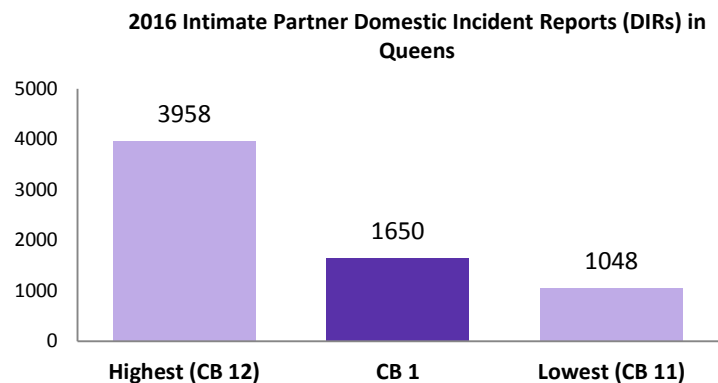
Bus: The Q10, Q37, Q46, and Q60 all stop near the Center.

Services are free and confidential. All are welcome regardless of gender identity or expression, sexual orientation, language, or immigration status.

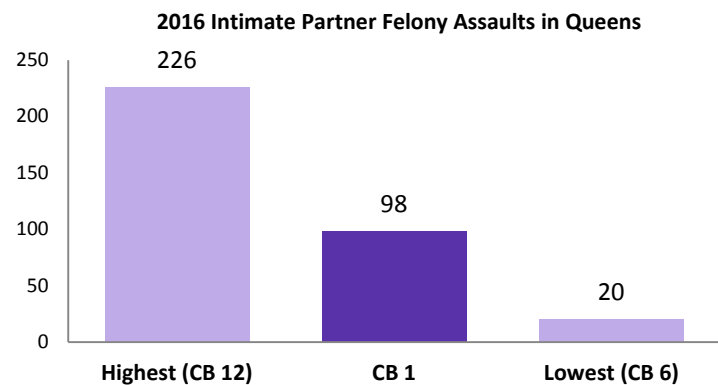
COMMUNITY BOARD 1: Long Island City and Astoria

- 1** In 2016, there were **1,650 intimate partner domestic incident reports** in Queens Community Board 1, comprising **50%*** of the neighborhood's domestic incident reports.

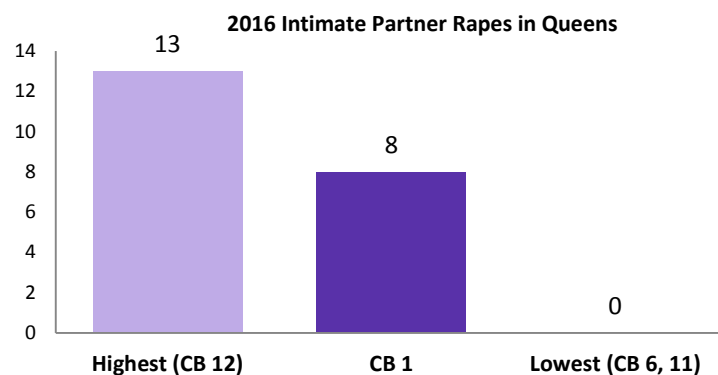
*This percentage excludes reports with missing relationship field.



- 2** In 2016, there were **98 intimate partner felony assaults**, comprising **65%** of the neighborhood's domestic violence felony assaults.



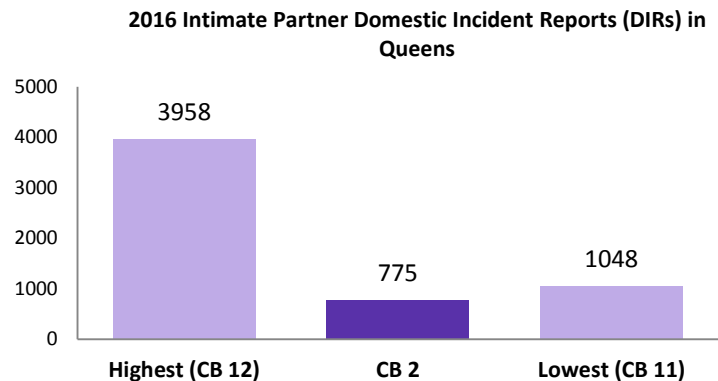
- 3** In 2016, there were **8 intimate partner rapes**, comprising **67%** of the neighborhood's domestic violence rapes.



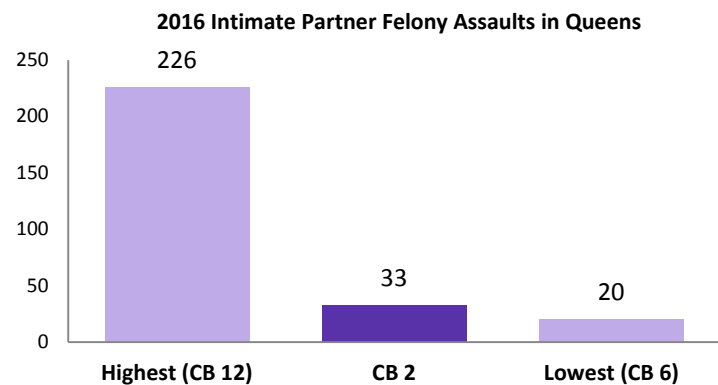
COMMUNITY BOARD 2: Woodside and Sunnyside

- 1** In 2016, there were **775 intimate partner domestic incident reports** in Queens Community Board 2, comprising **59%*** of the neighborhood's domestic incident reports.

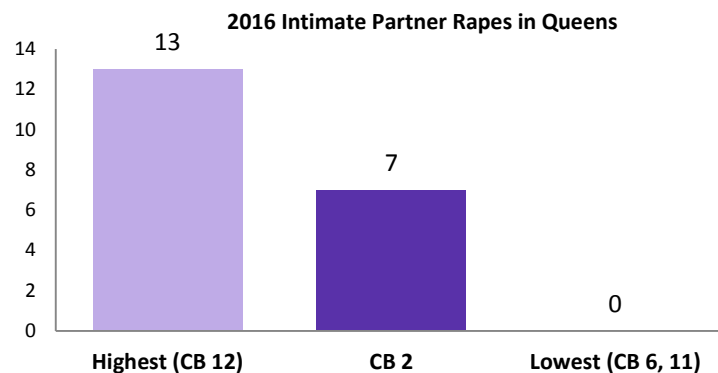
*This percentage excludes reports with missing relationship field.



- 2** In 2016, there were **33 intimate partner felony assaults**, comprising **69%** of the neighborhood's domestic violence felony assaults.



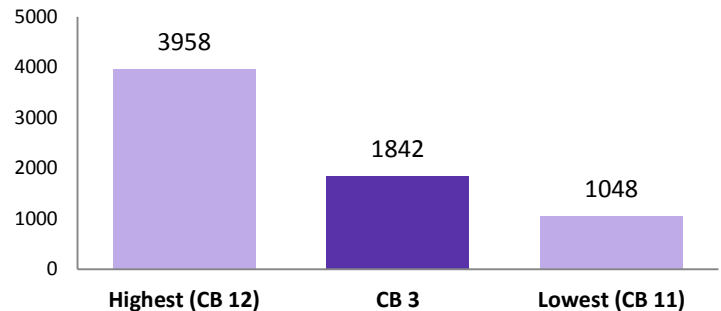
- 3** In 2016, there were **7 intimate partner rapes**, comprising **100%** of the neighborhood's domestic violence rapes.



COMMUNITY BOARD 3: Jackson Heights

- 1** In 2016, there were **1,842 intimate partner domestic incident reports** in Queens Community Board 3, comprising **60%*** of the neighborhood's domestic incident reports.

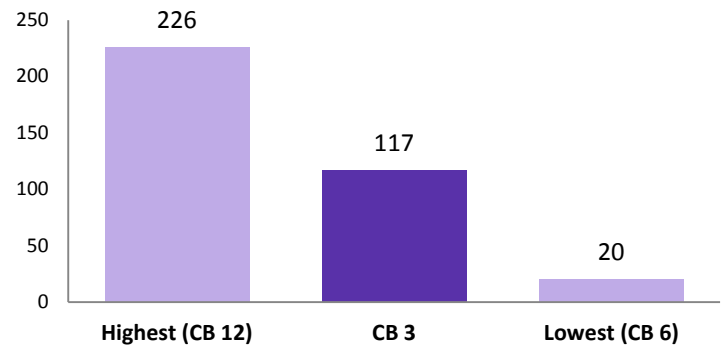
2016 Intimate Partner Domestic Incident Reports (DIRs) in Queens



*This percentage excludes reports with missing relationship field.

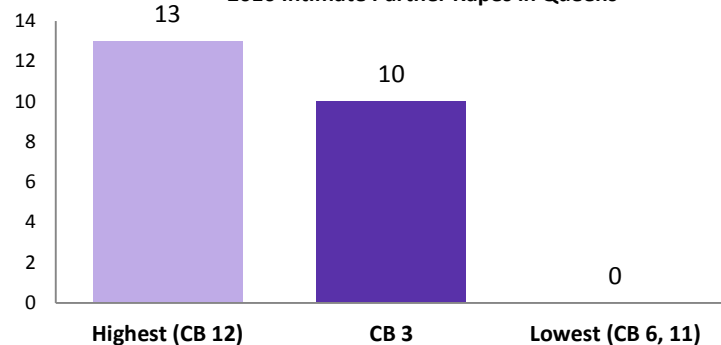
- 2** In 2016, there were **117 intimate partner felony assaults**, comprising **70%** of the neighborhood's domestic violence felony assaults.

2016 Intimate Partner Felony Assaults in Queens



- 3** In 2016, there were **10 intimate partner rapes**, comprising **56%** of the neighborhood's domestic violence rapes.

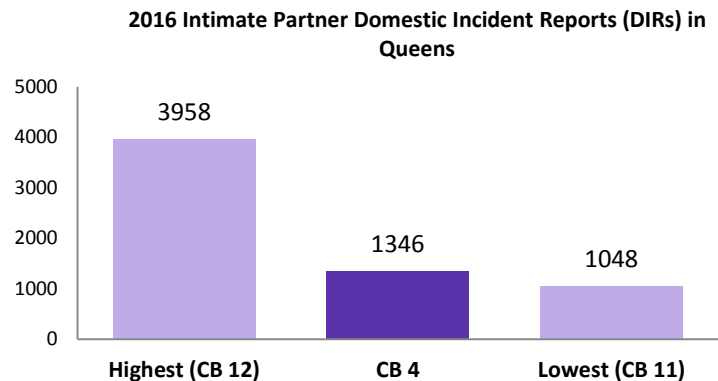
2016 Intimate Partner Rapes in Queens



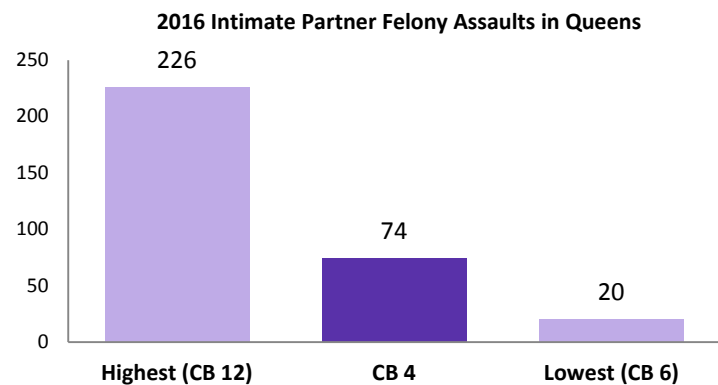
COMMUNITY BOARD 4: Elmhurst and Corona

- 1** In 2016, there were **1,346 intimate partner domestic incident reports** in Queens Community Board 4, comprising **60%*** of the neighborhood's domestic incident reports.

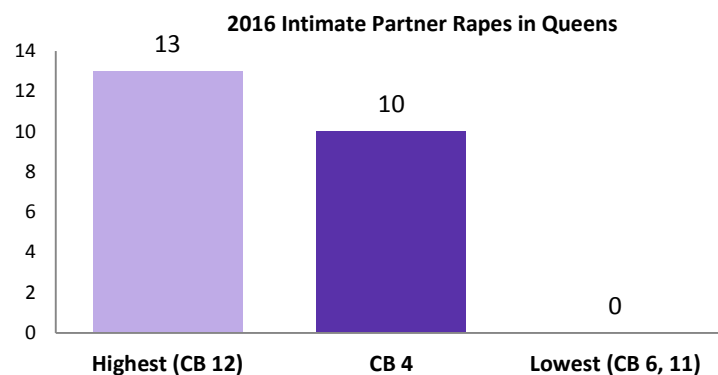
*This percentage excludes reports with missing relationship field.



- 2** In 2016, there were **74 intimate partner felony assaults**, comprising **68%** of the neighborhood's domestic violence felony assaults.

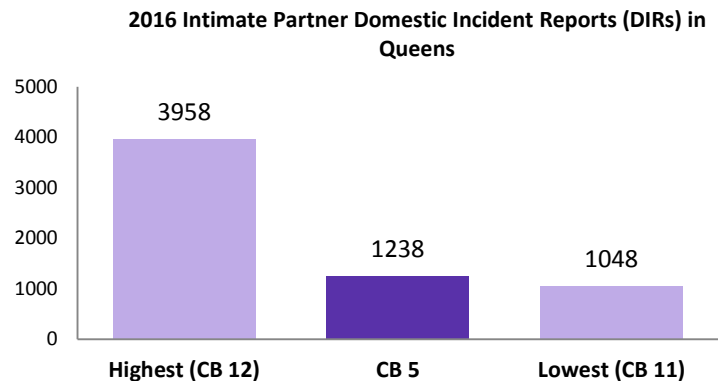


- 3** In 2016, there were **10 intimate partner rapes**, comprising **59%** of the neighborhood's domestic violence rapes.



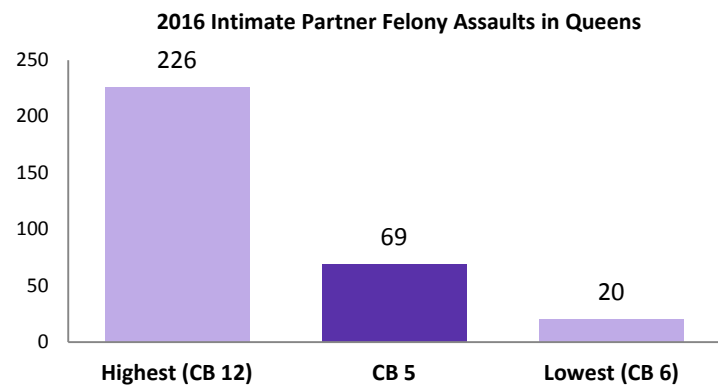
COMMUNITY BOARD 5: Ridgewood and Maspeth

- 1** In 2016, there were **1,238 intimate partner domestic incident reports** in Queens Community Board 5, comprising **52%*** of the neighborhood's domestic incident reports.

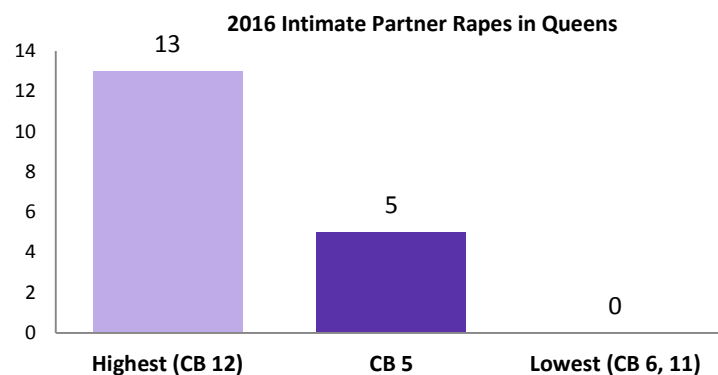


*This percentage excludes reports with missing relationship field.

- 2** In 2016, there were **69 intimate partner felony assaults**, comprising **68%** of the neighborhood's domestic violence felony assaults.



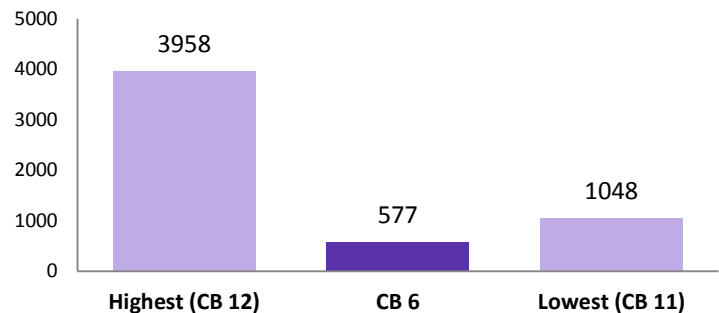
- 3** In 2016, there were **5 intimate partner rapes**, comprising **50%** of the neighborhood's domestic violence rapes.



COMMUNITY BOARD 6: Rego Park and Forest Hills

- 1** In 2016, there were **577 intimate partner domestic incident reports** in Queens Community Board 6, comprising **59%*** of the neighborhood's domestic incident reports.

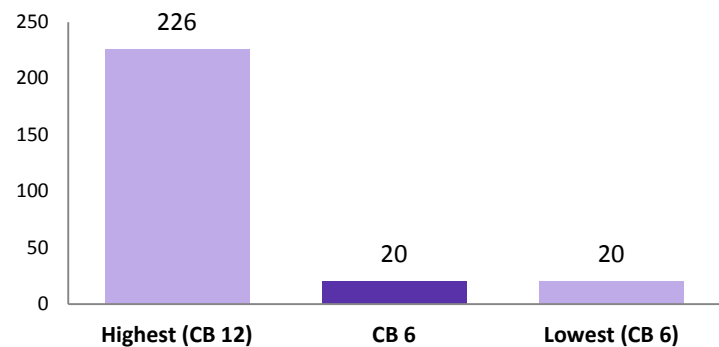
2016 Intimate Partner Domestic Incident Reports (DIRs) in Queens



*This percentage excludes reports with missing relationship field.

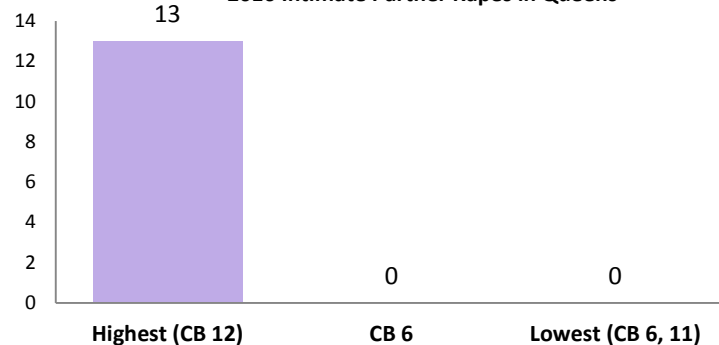
- 2** In 2016, there were **20 intimate partner felony assaults**, comprising **77%** of the neighborhood's domestic violence felony assaults.

2016 Intimate Partner Felony Assaults in Queens



- 3** In 2016, there were **0 intimate partner rapes**, comprising **0%** of the neighborhood's domestic violence rapes.

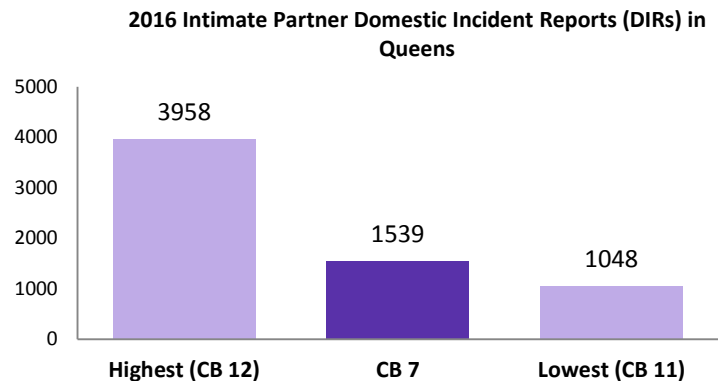
2016 Intimate Partner Rapes in Queens



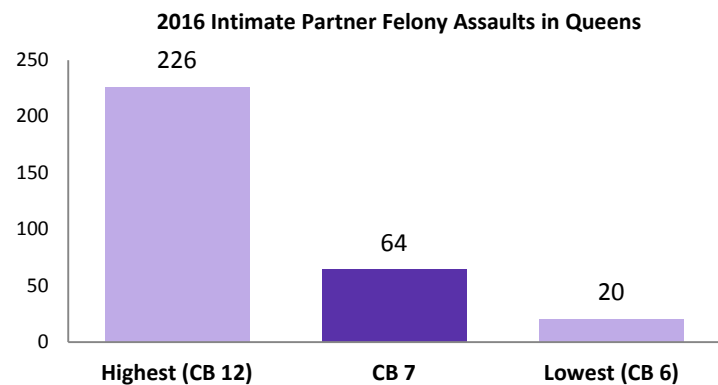
COMMUNITY BOARD 7: Flushing and Whitestone

- 1** In 2016, there were **1,539 intimate partner domestic incident reports** in Queens Community Board 7, comprising **57%*** of the neighborhood's domestic incident reports.

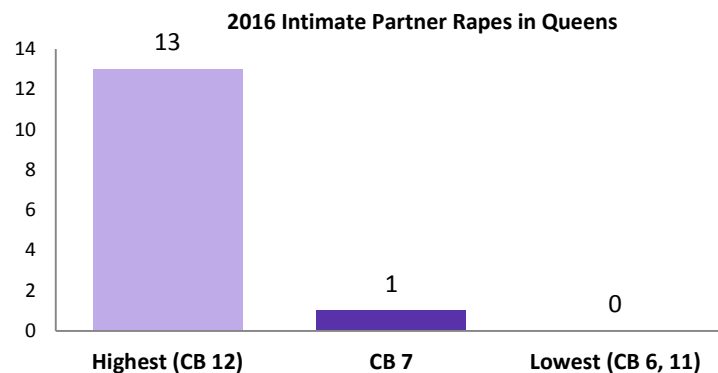
*This percentage excludes reports with missing relationship field.



- 2** In 2016, there were **64 intimate partner felony assaults**, comprising **64%** of the neighborhood's domestic violence felony assaults.

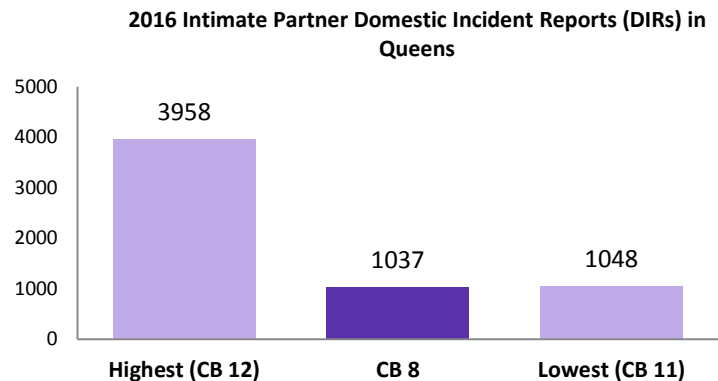


- 3** In 2016, there was **1 intimate partner rape**, comprising **50%** of the neighborhood's domestic violence rapes.



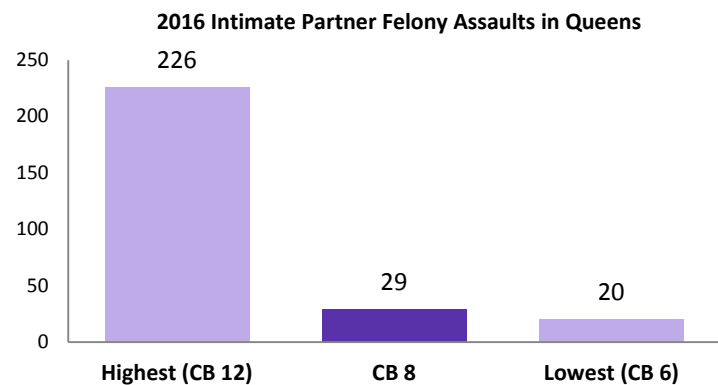
COMMUNITY BOARD 8: Hillcrest and Fresh Meadows

- 1** In 2016, there were **1,037 intimate partner domestic incident reports** in Queens Community Board 8, comprising **54%*** of the neighborhood's domestic incident reports.

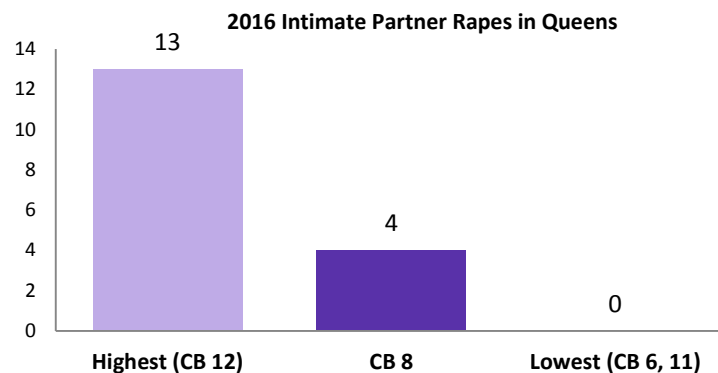


*This percentage excludes reports with missing relationship field.

- 2** In 2016, there were **29 intimate partner felony assaults**, comprising **64%** of the neighborhood's domestic violence felony assaults.



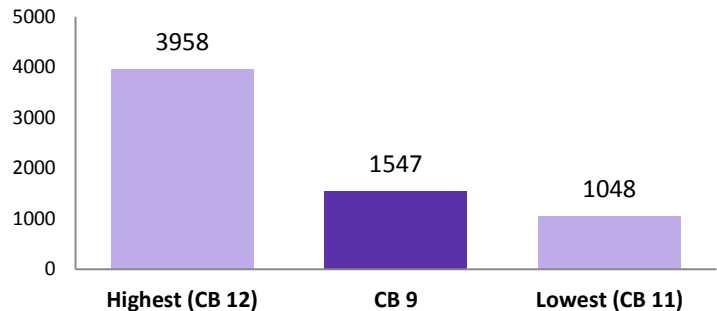
- 3** In 2016, there were **4 intimate partner rapes**, comprising **67%** of the neighborhood's domestic violence rapes.



COMMUNITY BOARD 9: Kew Gardens and Woodhaven

- 1** In 2016, there were **1,547 intimate partner domestic incident reports** in Queens Community Board 9, comprising **47%*** of the neighborhood's domestic incident reports.

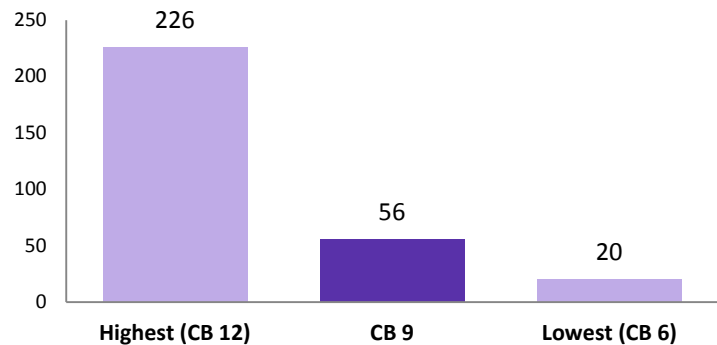
2016 Intimate Partner Domestic Incident Reports (DIRs) in Queens



*This percentage excludes reports with missing relationship field.

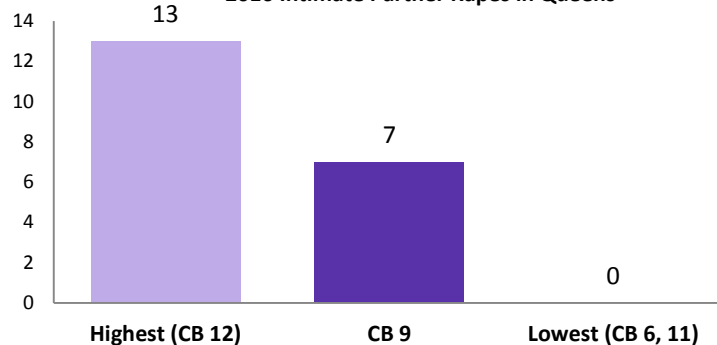
- 2** In 2016, there were **56 intimate partner felony assaults**, comprising **55%** of the neighborhood's domestic violence felony assaults.

2016 Intimate Partner Felony Assaults in Queens



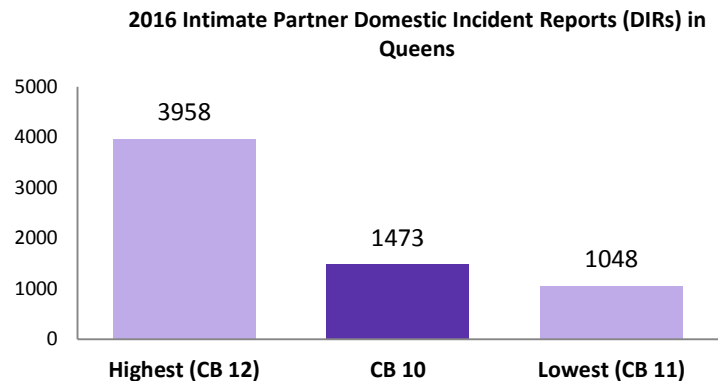
- 3** In 2016, there were **7 intimate partner rapes**, comprising **70%** of the neighborhood's domestic violence rapes.

2016 Intimate Partner Rapes in Queens



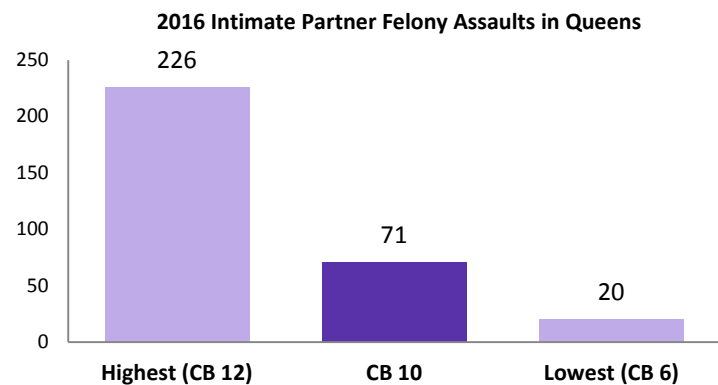
COMMUNITY BOARD 10: South Ozone Park and Howard Beach

- 1** In 2016, there were **1,473 intimate partner domestic incident reports** in Queens Community Board 10, comprising **53%*** of the neighborhood's domestic incident reports.

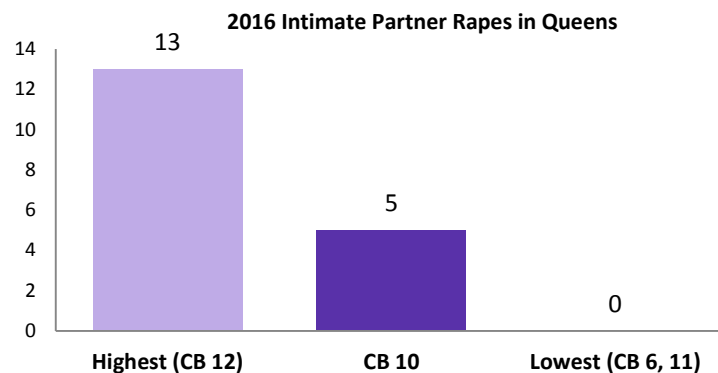


*This percentage excludes reports with missing relationship field.

- 2** In 2016, there were **71 intimate partner felony assaults**, comprising **59%** of the neighborhood's domestic violence felony assaults.

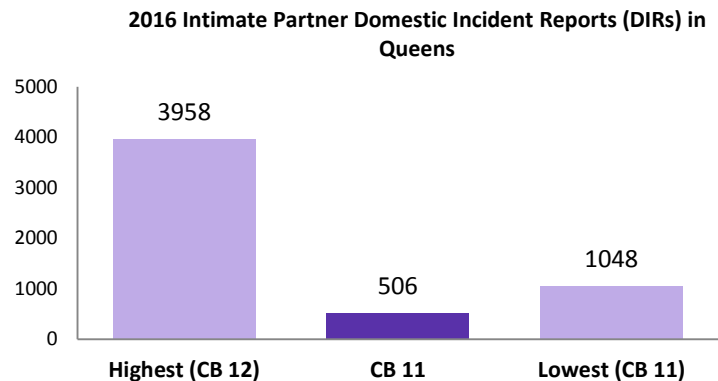


- 3** In 2016, there were **5 intimate partner rapes**, comprising **71%** of the neighborhood's domestic violence rapes.



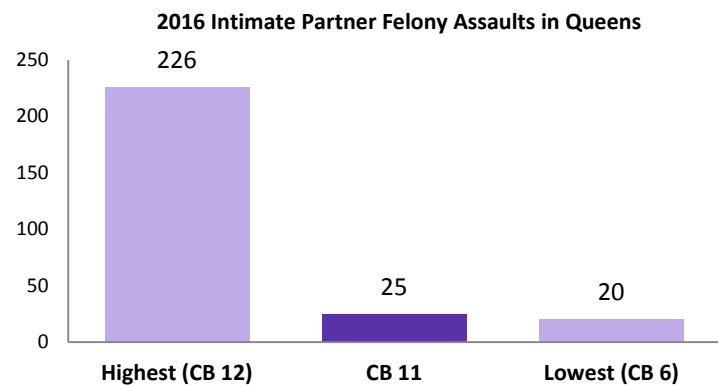
COMMUNITY BOARD 11: Bayside and Little Neck

- 1** In 2016, there were **506 intimate partner domestic incident reports** in Queens Community Board 11, comprising **58%*** of the neighborhood's domestic incident reports.

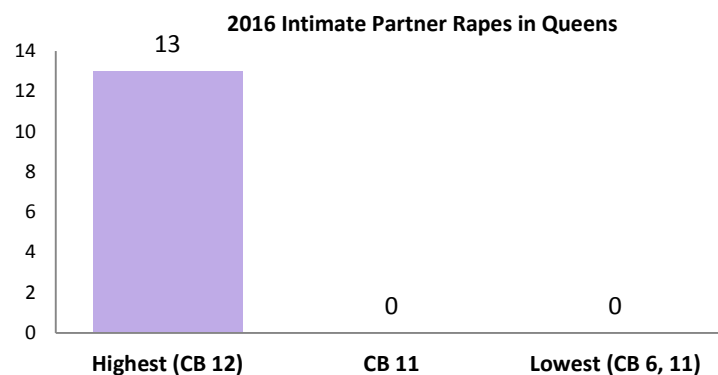


*This percentage excludes reports with missing relationship field.

- 2** In 2016, there were **25 intimate partner felony assaults**, comprising **53%** of the neighborhood's domestic violence felony assaults.



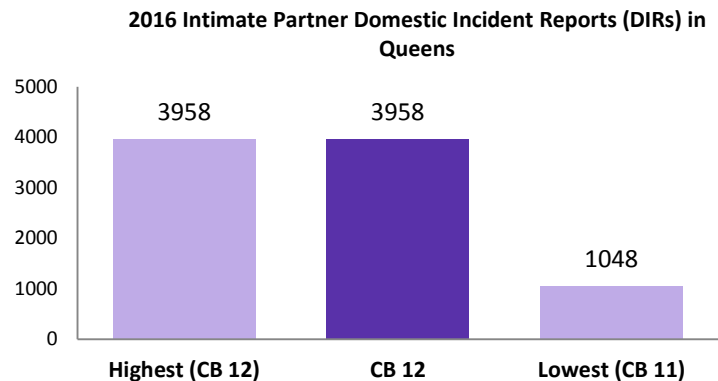
- 3** In 2016, there were **0 domestic violence rapes** (including intimate partner rapes) in this neighborhood.



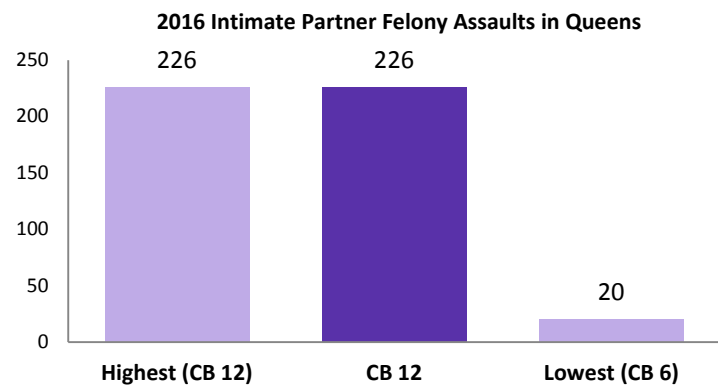
COMMUNITY BOARD 12: Jamaica and Hollis

- 1** In 2016, there were **3,958 intimate partner domestic incident reports** in Queens Community Board 12, comprising **49%*** of the neighborhood's domestic incident reports.

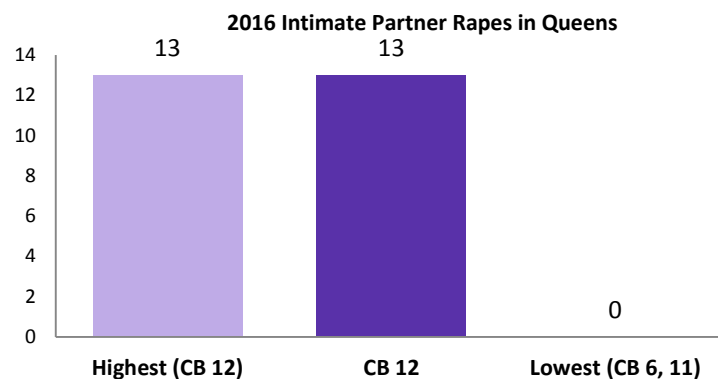
*This percentage excludes reports with missing relationship field.



- 2** In 2016, there were **226 intimate partner felony assaults**, comprising **59%** of the neighborhood's domestic violence felony assaults.



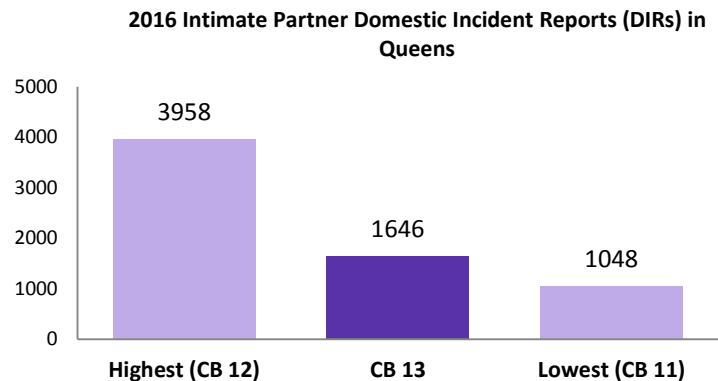
- 3** In 2016, there were **13 intimate partner rapes**, comprising **50%** of the neighborhood's domestic violence rapes.



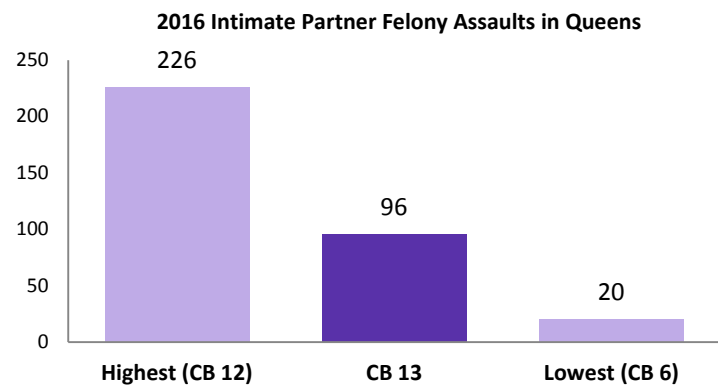
COMMUNITY BOARD 13: Queens Village

- 1** In 2016, there were **1,646 intimate partner domestic incident reports** in Queens Community Board 13, comprising **43%*** of the neighborhood's domestic incident reports.

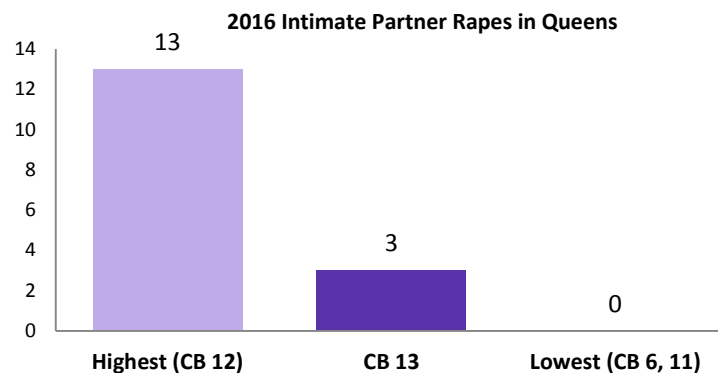
*This percentage excludes reports with missing relationship field.



- 2** In 2016, there were **96 intimate partner felony assaults**, comprising **54%** of the neighborhood's domestic violence felony assaults.

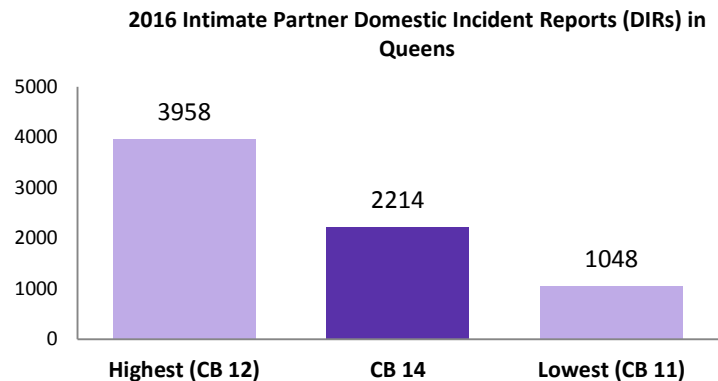


- 3** In 2016, there were **3 intimate partner rapes**, comprising **60%** of the neighborhood's domestic violence rapes.



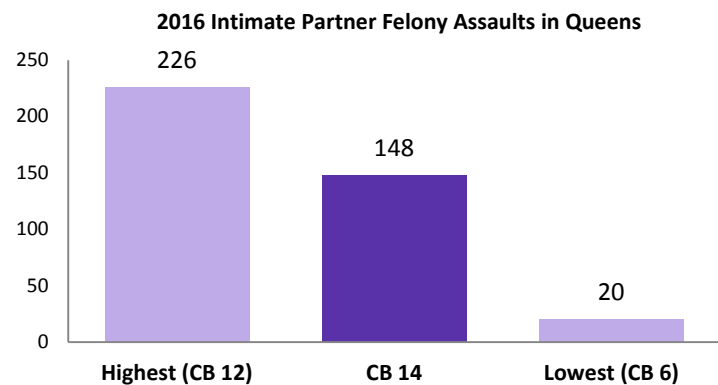
COMMUNITY BOARD 14: Rockaway and Broad Channel

- 1** In 2016, there were **2,214 intimate partner domestic incident reports** in Queens Community Board 14, comprising **50%*** of the neighborhood's domestic incident reports.

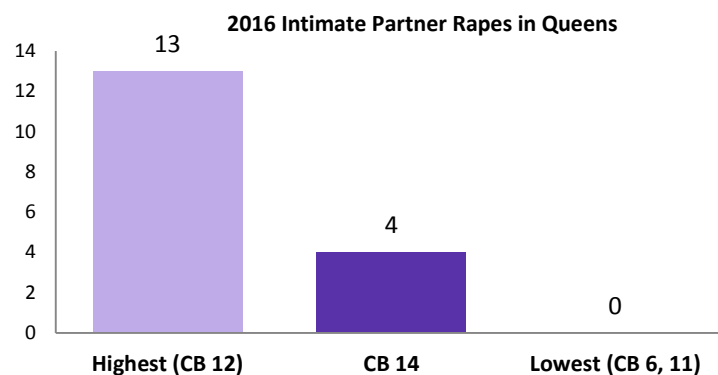


*This percentage excludes reports with missing relationship field.

- 2** In 2016, there were **148 intimate partner felony assaults**, comprising **65%** of the neighborhood's domestic violence felony assaults.



- 3** In 2016, there were **4 intimate partner rapes**, comprising **44%** of the neighborhood's domestic violence rapes.



Staten Island:

Intimate partner violence snapshot

- 1** In 2016, there were **5,819 intimate partner domestic incident reports (DIRs)** in Staten Island. These comprised **51%*** of the borough's domestic incident reports.

*This percentage excludes reports with missing relationship field.

- 2** In 2016, there were **195 intimate partner felony assaults** in Staten Island. These comprised **60%** of the borough's domestic violence felony assaults.

- 3** In 2016, there were **17 intimate partner rapes** in Staten Island. These comprised **71%** of the borough's domestic violence rapes.

4 **HELP IS AVAILABLE**

In the case of an emergency, call 911.

For information and non-emergency services, call 311 or the NYC Domestic Violence Hotline 1-800-621-HOPE (4673). For walk-in services, visit one of the NYC Family Justice Centers.

NYC Family Justice Center, Staten Island

Address: 126 Stuyvesant Place, Staten Island, NY 10301

Across the street from the Staten Island Ferry and Staten Island Railway.

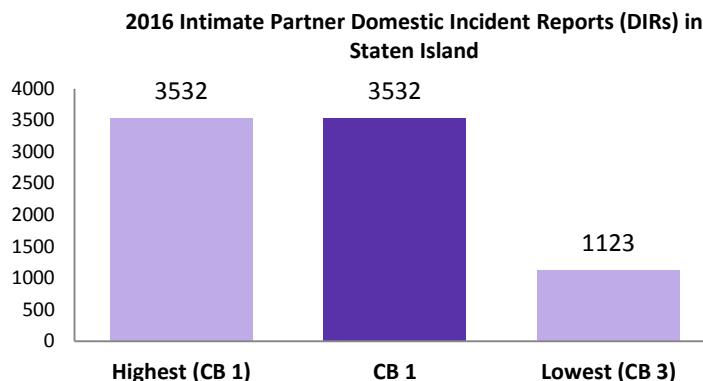
Bus: S40, S42, S44, S46, S48, S51, S52, S61, S62, S66, S74, S76 and S78.

Limited Bus: S81, S84, S86, S90, S91, S94, S96 and S98

Services are free and confidential. All are welcome regardless of gender identity or expression, sexual orientation, language, or immigration status.

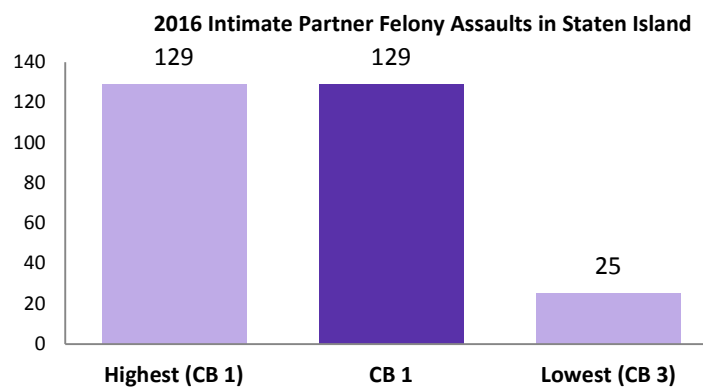
COMMUNITY BOARD 1: St. George and Stapleton

- 1 In 2016, there were **3,532 intimate partner domestic incident reports** in Staten Island Community Board 1, comprising **50%*** of the neighborhood's domestic incident reports.

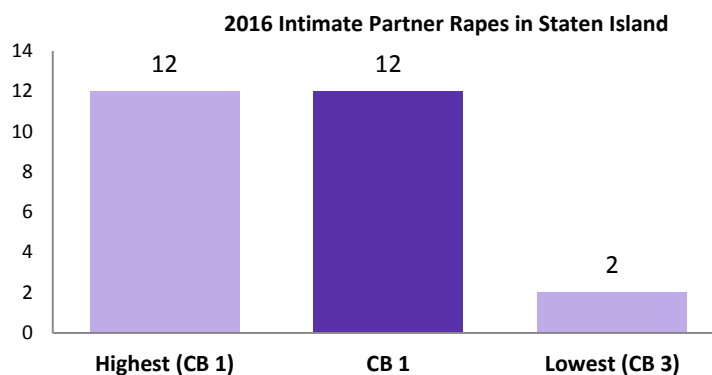


*This percentage excludes reports with missing relationship field.

- 2 In 2016, there were **129 intimate partner felony assaults**, comprising **61%** of the neighborhood's domestic violence felony assaults.

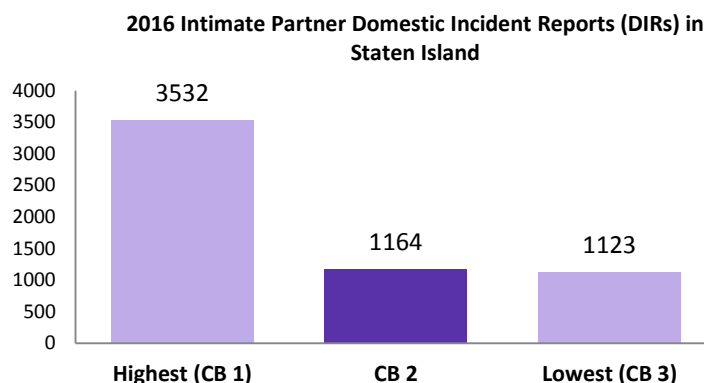


- 3 In 2016, there were **12 intimate partner rapes**, comprising **71%** of the neighborhood's domestic violence rapes.



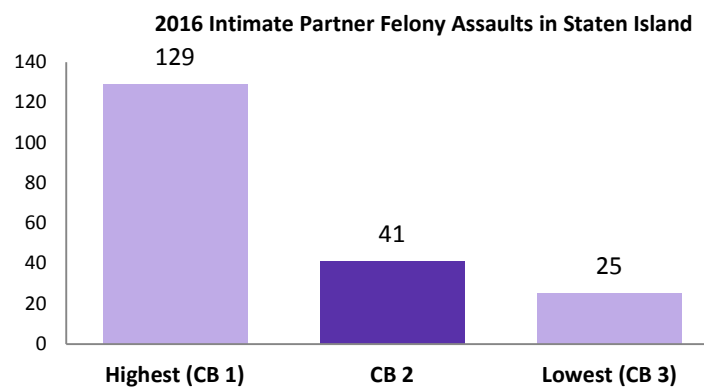
COMMUNITY BOARD 2: South Beach and Willowbrook

- 1** In 2016, there were **1,164 intimate partner domestic incident reports** in Staten Island Community Board 2, comprising **52%*** of the neighborhood's domestic incident reports.

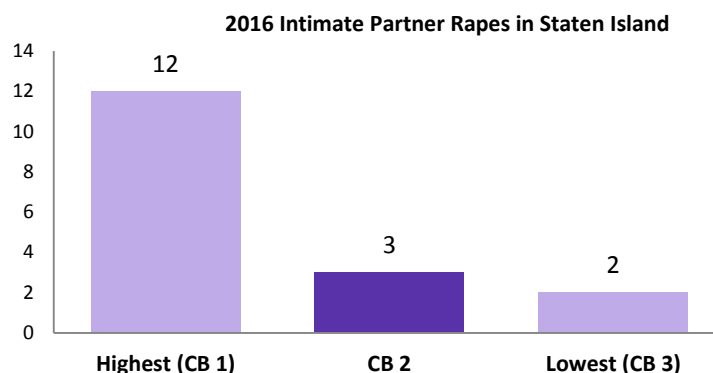


*This percentage excludes reports with missing relationship field.

- 2** In 2016, there were **41 intimate partner felony assaults**, comprising **65%** of the neighborhood's domestic violence felony assaults.

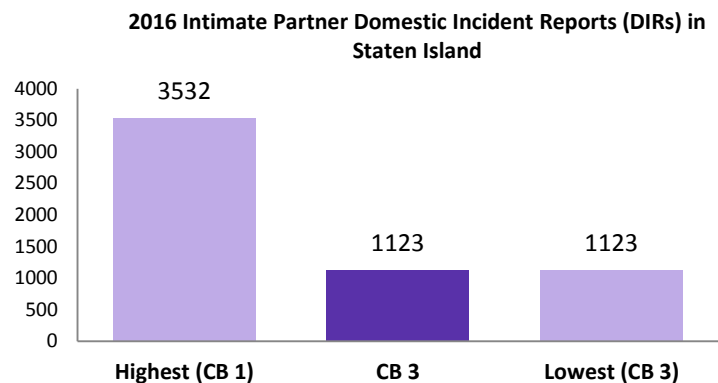


- 3** In 2016, there were **3 intimate partner rapes**, comprising **75%** of the neighborhood's domestic violence rapes.



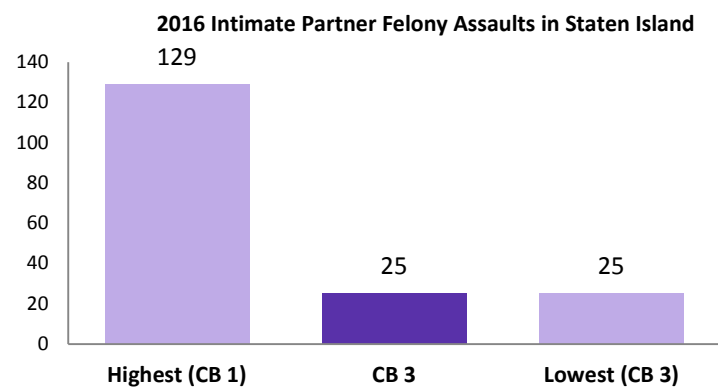
COMMUNITY BOARD 3: Tottenville and Great Kills

- 1 In 2016, there were **1,123 intimate partner domestic incident reports** in Staten Island Community Board 3, comprising **53%*** of the neighborhood's domestic incident reports.

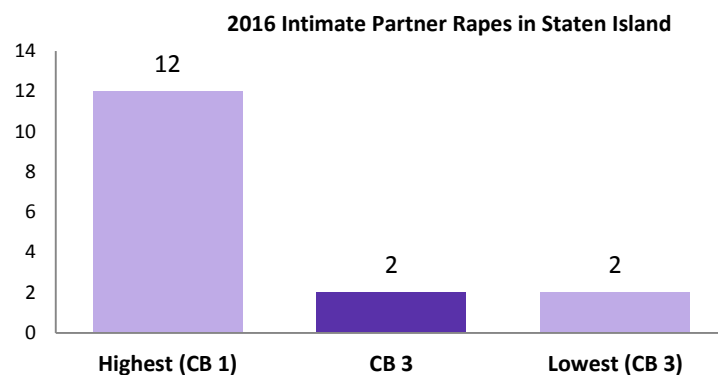


*This percentage excludes reports with missing relationship field.

- 2 In 2016, there were **25 intimate partner felony assaults**, comprising **50%** of the neighborhood's domestic violence felony assaults.



- 3 In 2016, there were **2 intimate partner rapes**, comprising **67%** of the neighborhood's domestic violence rapes.



Appendix:

2016 Intimate Partner Domestic Incident Reports, Domestic Violence Felony Assault Offenses, and Domestic Violence Rape Offenses by Community Board District					
Community Board District	Intimate Partner Domestic Incident Reports	Intimate Partner Felony Assault Offenses	Total Domestic Violence-related Felony Assault Offenses	Intimate Partner Rape Offenses	Total Domestic Violence-related Rape Offenses
Bronx					
1	2,222	159	254	9	14
2	1,195	59	103	4	10
3	1,954	124	202	5	11
4	2,447	153	229	6	11
5	2,572	169	243	8	13
6	1,649	121	169	5	10
7	1,964	160	251	3	14
8	837	31	54	1	4
9	2,860	155	285	17	23
10	1,054	43	70	4	8
11	1,341	80	127	5	12
12	2,401	177	290	12	14
Total	22,496	1,431	2,277	79	144
Brooklyn					
1	1,416	63	105	6	12
2	1,090	51	85	3	3
3	2,437	141	244	12	18
4	1,366	69	108	10	14
5	3,708	259	447	15	23
6	820	37	58	1	4
7	851	52	97	7	12
8	1,448	85	134	6	7
9	1,137	71	132	1	3
10	887	28	49	1	2
11	1,158	64	97	2	2
12	681	38	66	3	6
13	1,311	56	105	1	4
14	1,457	64	107	6	11
15	1,043	51	83	7	8
16	2,414	176	278	5	13
17	2,581	168	273	9	17
18	2,144	112	177	5	9
Total	27,949	1,585	2,645	100	168
Manhattan					
1	410	14	15	1	1
2	446	15	21	0	2
3	1,263	77	117	1	2

4	898	51	62	0	2
5	566	24	28	2	2
6	543	19	31	3	6
7	1,060	46	68	3	4
8	685	21	28	1	1
9	1,330	66	100	8	9
10	2,374	128	200	7	17
11	2,520	151	249	8	15
12	1,822	93	147	8	12
Total	13,917	705	1,066	42	73
Queens					
1	1,650	98	150	8	12
2	775	33	48	7	7
3	1,842	117	167	10	18
4	1,346	74	109	10	17
5	1,238	69	101	5	10
6	577	20	26	0	2
7	1,539	64	100	1	2
8	1,037	29	45	4	6
9	1,547	56	102	7	10
10	1,473	71	120	5	7
11	506	25	47	0	0
12	3,958	226	384	13	26
13	1,646	96	178	3	5
14	2,214	148	228	4	9
Total	21,348	1,126	1,805	77	131
Staten Island					
1	3,532	129	213	12	17
2	1,164	41	63	3	4
3	1,123	25	50	2	3
Total	5,819	195	326	17	24