



Hearings Division Quarterly Report



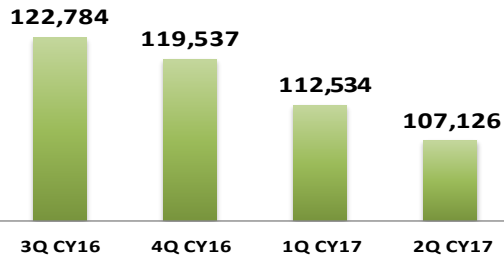
2Q CY2017
(Apr-Jun 2017)

Summonses Received Board Cases*

2Q CY2017

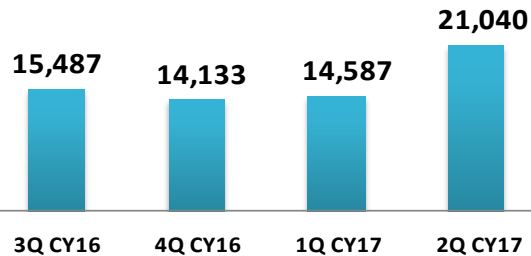
DSNY

5% Decrease



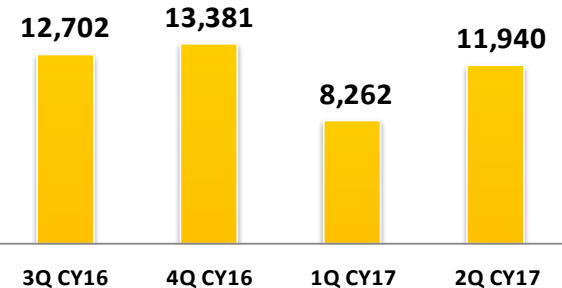
DOB

44% Increase



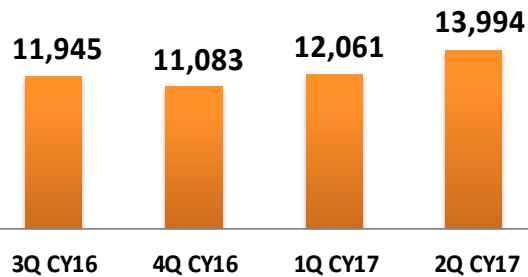
DOT

45% Increase



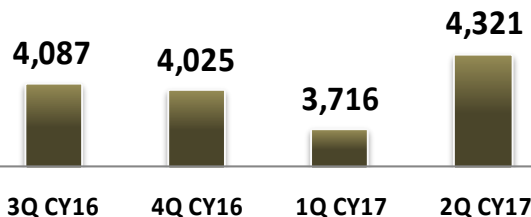
FDNY

16% Increase



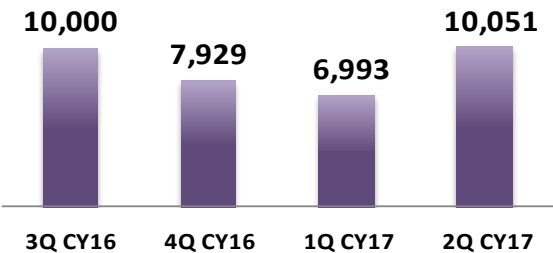
DEP

16% Increase



DOHMH

44% Increase



*2Q CY2016 (Apr-Jun 2016), 3Q CY2016 (Jul-Sep 2016), 4Q CY2016 (Oct-Dec 2016), 1Q CY2017 (Jan-Mar 2017) ; % change = 4Q CY2016 vs 1Q CY2017

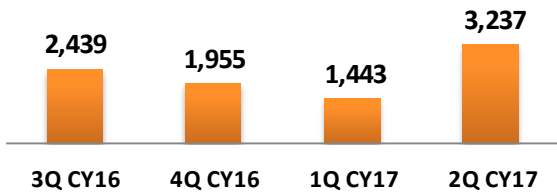
*legacy legislation designated these cases as ECB

Summonses Received Board Cases*

2Q CY2017

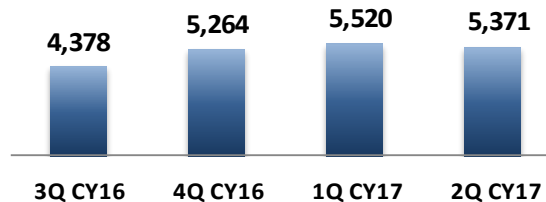
DPR

124% Increase



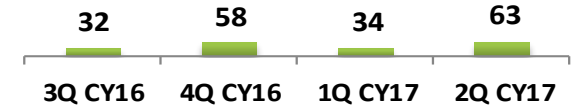
NYPD

3% Decrease



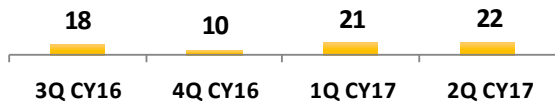
DOITT

85% Increase



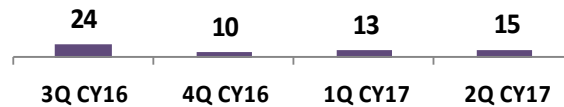
BIC

5% Increase



LPC

15% Increase



Agency Group	4Q CY16 vs 1Q CY17
DSNY	-5%
DOB	44%
DOT	45%
FDNY	16%
DOHMH	44%
NYPD	-3%
DEP	16%
DPR	124%
DOITT	85%
BIC	5%
LPC	15%

*2Q CY2016 (Apr-Jun 2016), 3Q CY2016 (Jul-Sep 2016), 4Q CY2016 (Oct-Dec 2016), 1Q CY2017 (Jan-Mar 2017) ; % change = 4Q CY2016 vs 1Q CY2017

*legacy legislation designated these cases as ECB

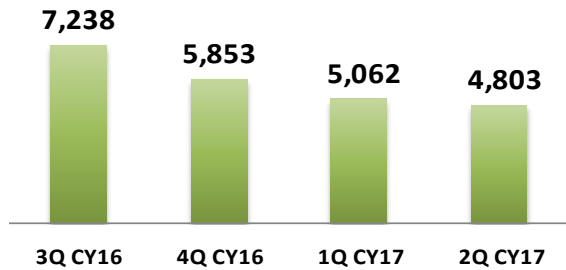
Summonses Received

Non-Board Cases*

2Q CY2017

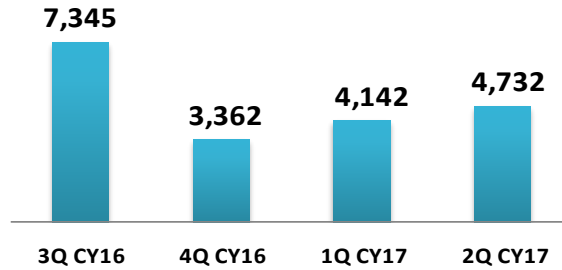
Non-Board Health

5% Decrease



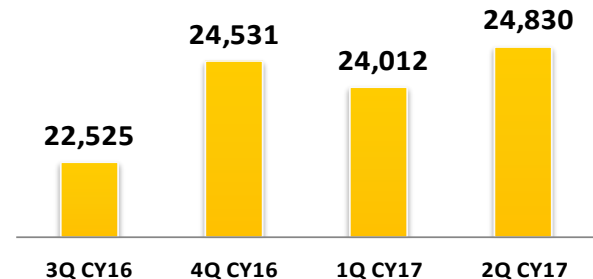
Non-Board DCA[†]

14% Increase



Vehicle for Hire

8% Increase



[†] OATH began hearing DCA cases after August 22, 2016.

* 2Q CY2016 (Apr-Jun 2016), 3Q CY2016 (Jul-Sep 2016), 4Q CY2016 (Oct-Dec 2016), 1Q CY2017 (Jan-Mar 2017) ; % change = 4Q CY2016 vs 1Q CY2017

*Numbers reflect summonses.

Summonses Received Board Cases *

Quarterly Comparisons

Agency	2Q CY2016 (Apr, May & Jun 2016)	2Q CY2017 (Apr, May & Jun 2017)	% Change
DSNY	133,307	107,126	-20%
DOB	15,063	21,040	40%
DOT	15,403	11,940	-22%
FDNY	13,117	13,994	7%
DOHMH	7,471	10,051	35%
NYPD	5,040	5,371	7%
DEP	3,772	4,321	15%
DPR	2,469	3,237	31%
DOITT	60	63	5%
BIC	37	22	-41%
LPC	23	15	-35%
DCA	-	-	-
Agency Code Missing	91	126	38%
Misc	64	59	-8%
Total	195,917	177,365	-9%

Total Summonses Heard Board Cases* Quarterly Comparisons

Agency	2Q CY2016 <i>(Apr, May & Jun 2016)</i>	2Q CY2017 <i>(Apr, May & Jun 2017)</i>	% Change
DSNY	17,747	17,435	-2%
DOB	8,286	9,884	19%
DOHMH	3,119	3,249	4%
FDNY	3,991	4,870	22%
DOT	3,405	2,271	-33%
DEP	2,364	2,631	11%
NYPD	2,531	3,214	27%
DPR	318	375	18%
DOITT	118	68	-42%
BIC	4	8	100%
LPC	16	7	-56%
DCA	0	0	0%
Agency Code Missing or Invalid	11	50	355%
Misc	37	73	97%
TOTAL	41,947	44,135	5%

Decisions Rendered Board Cases* Quarterly Comparisons

Agency	2Q CY2016 <i>(Apr, May & Jun)</i>	2Q CY2017 <i>(Apr, May & Jun)</i>	% Change
DSNY	17,747	17,435	-2%
DOB	8,286	9,884	19%
DOHMH	3,119	3,249	4%
FDNY	3,991	4,870	22%
DOT	3,405	2,271	-33%
DEP	2,364	2,631	11%
NYPD	2,531	3,214	27%
DPR	318	375	18%
DOITT	118	68	-42%
BIC	4	8	100%
LPC	16	7	-56%
DCA	0	0	0%
Agency Code Missing or Invalid	11	50	355%
Misc	37	73	97%
TOTAL	41,947	44,135	5%

Hearing to Decision

Board Cases*

(Elapsed Time from Last Hearing to Decision Date)

2Q CY2017

	3Q CY2016 (Jul-Sep 2016)	4Q CY2016 (Oct-Dec 2016)	1Q CY2017 (Jan-Mar 2017)	2Q CY2017 (Apr-Jun 2017)
< 10 days	77%	65%	69%	71%
11 to 20 days	17%	17%	16%	20%
21 to 30 days	5%	15%	10%	5%

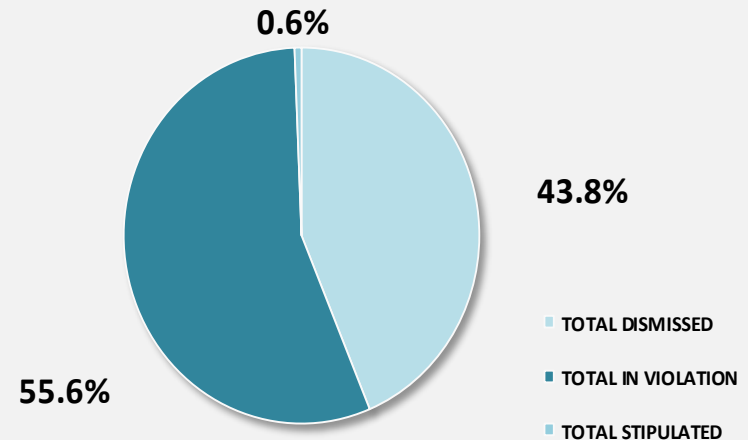
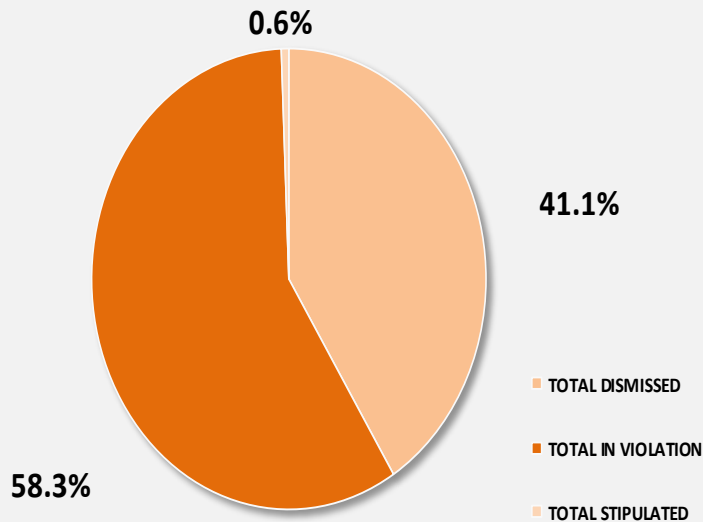
	3Q CY2016 (Jul-Sep 2016)	4Q CY2016 (Oct-Dec 2016)	1Q CY2017 (Jan-Mar 2017)	2Q CY2017 (Jan-Mar 2017)
< 20 days	94%	82%	85%	91%
21 to 30 days	5%	15%	10%	5%
31 to 40 days	0.4%	3.2%	4.3%	2.5%

Decisions Rendered after Hearing Board Cases*

2Q CY2016 vs 2Q CY2017
(In Violation/Dismissed/Stipulated)

	2Q CY2016 (Apr, May & Jun)
DISMISSED	17,238
IN VIOLATION	24,452
STIPULATED	257
TOTAL	41,947

	2Q CY2017 (Apr, May & Jun)
DISMISSED	19,316
IN VIOLATION	24,543
STIPULATED	276
TOTAL	44,135

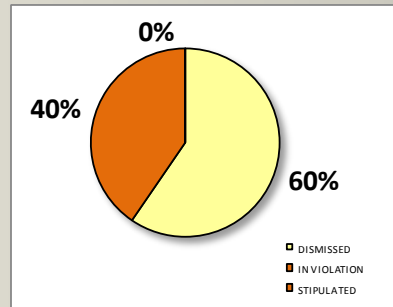


*legacy legislation designated these cases as ECB

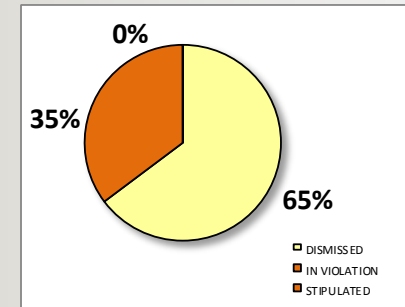
Decisions Rendered after Hearing Board Cases*

(By Agency – 2Q CY2016 vs 2Q CY2017)

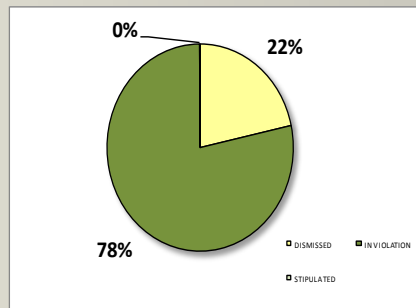
DSNY	2Q CY2016
DISMISSED	10,568
IN VIOLATION	7,178
STIPULATED	1
TOTAL	17,747



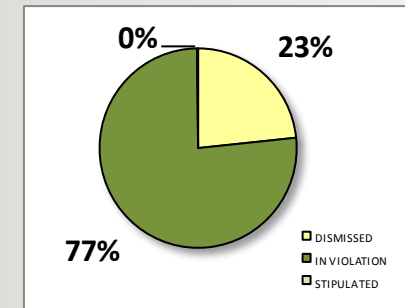
DSNY	2Q CY2017
DISMISSED	11,288
IN VIOLATION	6,145
STIPULATED	2
TOTAL	17,435



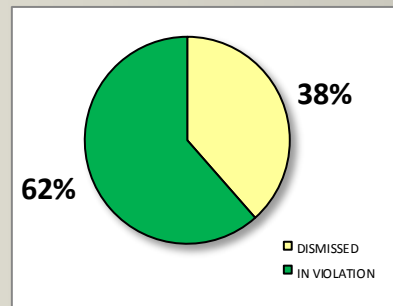
DOB	2Q CY2016
DISMISSED	1,788
IN VIOLATION	6,489
STIPULATED	9
TOTAL	8,286



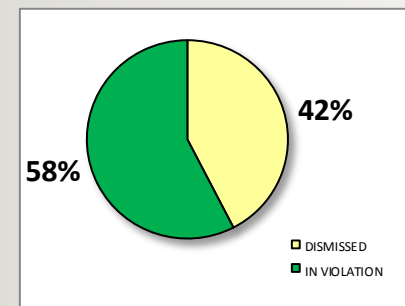
DOB	2Q CY2017
DISMISSED	2,307
IN VIOLATION	7,560
STIPULATED	17
TOTAL	9,884



DOT	2Q CY2016
DISMISSED	1,310
IN VIOLATION	2,095
TOTAL	3,405



DOT	2Q CY2017
DISMISSED	962
IN VIOLATION	1,309
TOTAL	2,271



*January, February, and March 2016

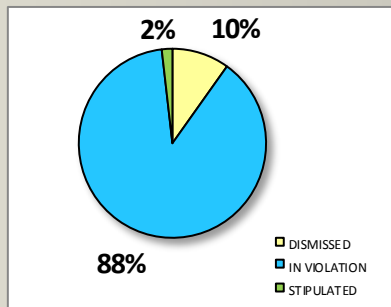
*January, February, and March 2017

*legacy legislation designated these cases as ECB

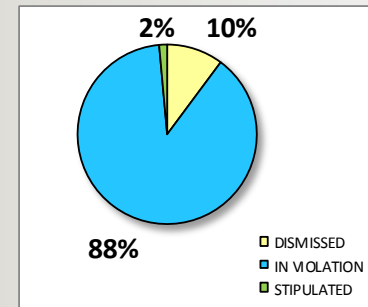
Decisions Rendered after Hearing Board Cases*

(By Agency – 2Q CY2016 vs 2Q CY2017)

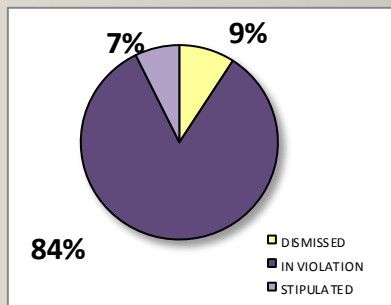
FDNY	2Q CY2016
DISMISSED	395
IN VIOLATION	3,523
STIPULATED	73
TOTAL	3,991



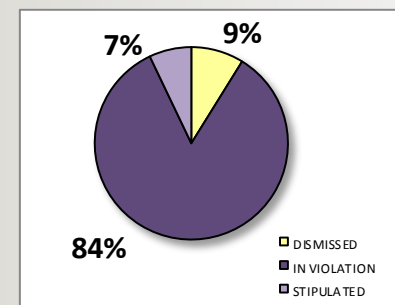
FDNY	2Q CY2017
DISMISSED	496
IN VIOLATION	4,304
STIPULATED	70
TOTAL	4,870



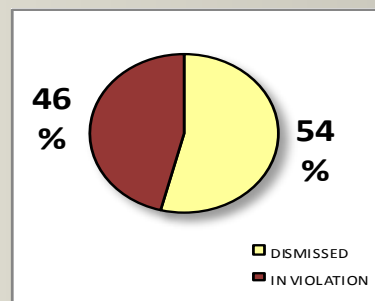
DEP	2Q CY2016
DISMISSED	218
IN VIOLATION	1,972
STIPULATED	174
TOTAL	2,364



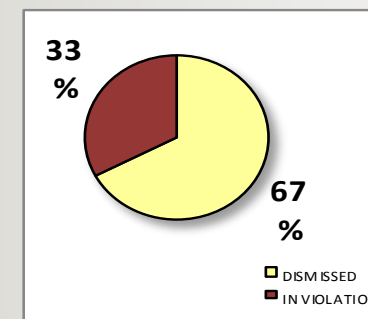
DEP	2Q CY2017
DISMISSED	232
IN VIOLATION	2,213
STIPULATED	186
TOTAL	2,631



NYPD	2Q CY2016
DISMISSED	1,367
IN VIOLATION	1,164
TOTAL	2,531



NYPD	2Q CY2017
DISMISSED	2,162
IN VIOLATION	1,052
TOTAL	3,214



*January, February, and March 2016

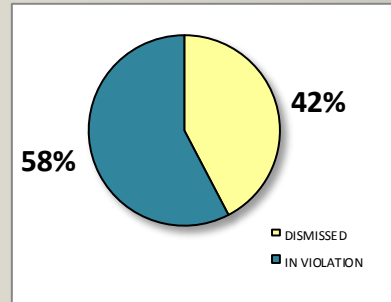
*January, February, and March 2017

*legacy legislation designated these cases as ECB

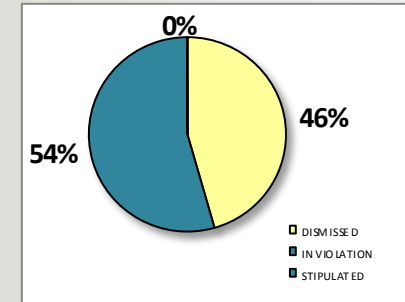
Decisions Rendered after Hearing Board Cases*

(By Agency – 2Q CY2016 vs 2Q CY2017)

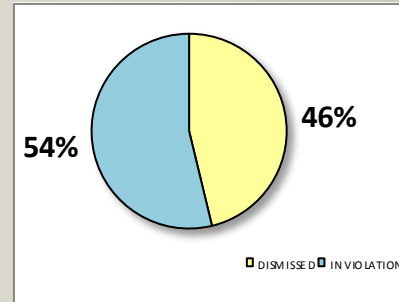
DOHMH	2Q CY2016
DISMISSED	1,321
IN VIOLATION	1,798
STIPULATED	-
TOTAL	3,119



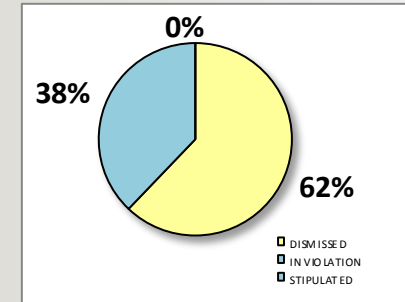
DOHMH	2Q CY2017
DISMISSED	1,479
IN VIOLATION	1,769
STIPULATED	1
TOTAL	3,249



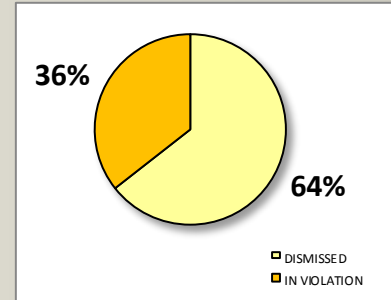
DPR	2Q CY2016
DISMISSED	147
IN VIOLATION	171
TOTAL	318



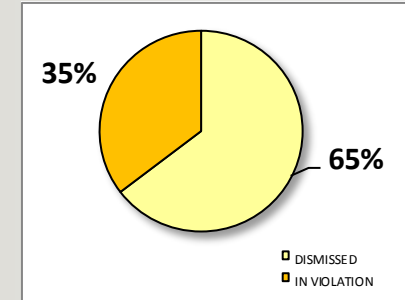
DPR	2Q CY2017
DISMISSED	233
IN VIOLATION	142
STIPULATED	-
TOTAL	375



DOITT	2Q CY2016
DISMISSED	76
IN VIOLATION	42
TOTAL	118



DOITT	2Q CY2017
DISMISSED	44
IN VIOLATION	24
TOTAL	68



*January, February, and March 2016

*January, February, and March 2017

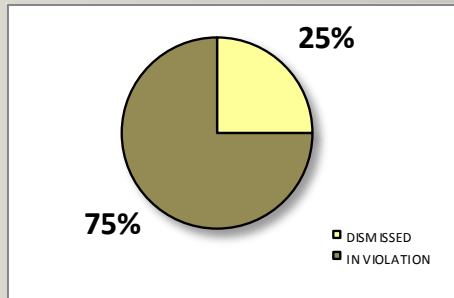
*legacy legislation designated these cases as ECB

July 27, 2017

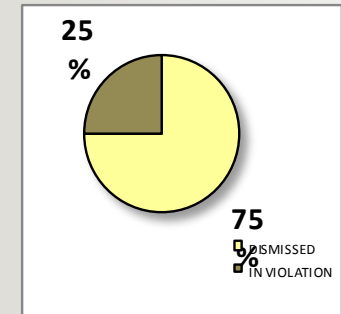
Decisions Rendered after Hearing Board Cases*

(By Agency – 2Q CY2016 vs 2Q CY2017)

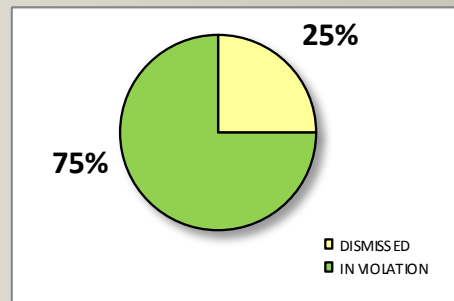
BIC	2Q CY2016
DISMISSED	1
IN VIOLATION	3
TOTAL	4



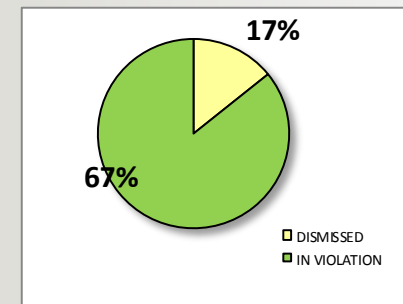
BIC	2Q CY2017
DISMISSED	6
IN VIOLATION	2
TOTAL	8



LPC	2Q CY2016
DISMISSED	4
IN VIOLATION	12
TOTAL	16



LPC	2Q CY2017
DISMISSED	1
IN VIOLATION	6
TOTAL	7



*January, February, and March 2016

*January, February, and March 2017

*legacy legislation designated these cases as ECB

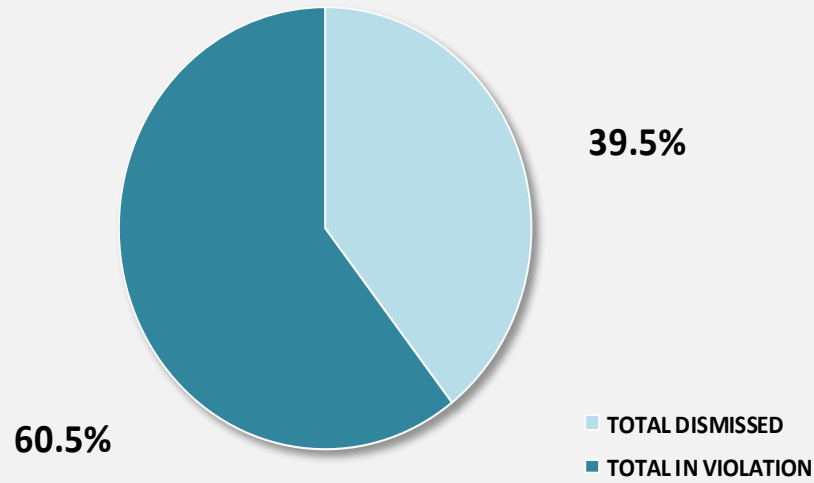
Decisions Rendered after Hearing

Non-Board Health Cases *

2Q CY2017

(In Violation/Dismissed)

	2Q CY2017 (Apr, May & Jun 2017)
DISMISSED	7,261
IN VIOLATION[†]	11,138
TOTAL	18,399



[†] The number does not include default decisions.

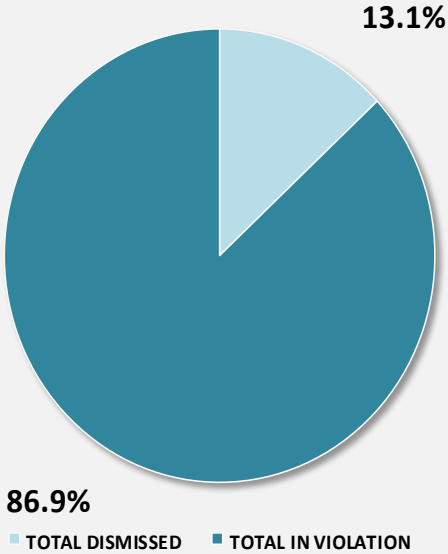
*The numbers reflect per charge not summons.

Decisions Rendered after Hearing

Non-Board DCA Cases *

2Q CY2017
(In Violation/Dismissed)

	2Q CY2017 (Apr, May & Jun 2017)
DISMISSED	161
IN VIOLATION[†]	1,071
TOTAL	1,405

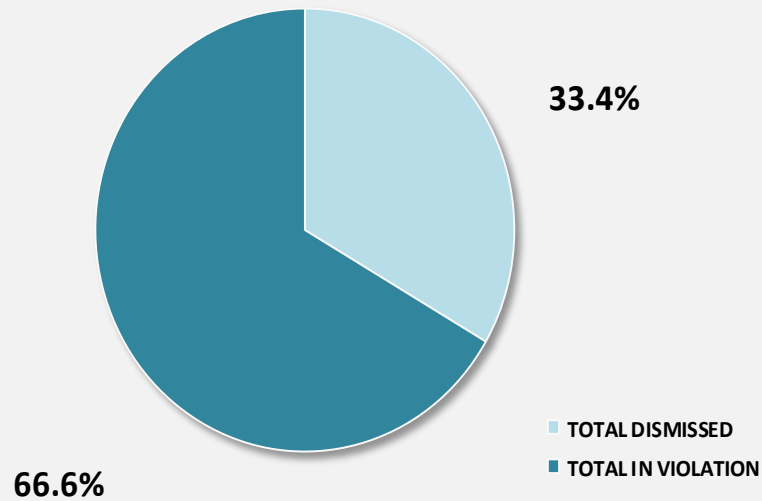


[†] The number does not include default decisions.

*The numbers reflect per charge not summons.

Decisions Rendered after Hearing Non-Board Vehicle for Hire Cases 2Q CY2017 *(In Violation/Dismissed)*

	2Q CY2017 (Apr, May & Jun 2017)
DISMISSED	663
IN VIOLATION †	1,320
TOTAL	1,938



† The number does not include default decisions.

Most Commonly Issued Summonses By Agency

Board Cases*

(2Q CY2017)

DOT
FAILURE TO PERMANENTLY RESTORE CUT WITHIN REQUIRED TIME
FAILURE TO COMPLY WITH THE TERMS AND CONDITIONS OF DOT PERMITS
USE/OPENING OF STREET W/O PERMIT

DOB
FAIL TO COMPLY W/COMMISSIONER ORDER TO FILE CERT OF CORRECTION W/DOB
UNLAWFUL ACTS.FAILURE TO COMPLY WITH AN ORDER OF THE COMMISSIONER
MISCELLANEOUS VIOLATIONS

NYPD
RIGHT OF WAY - FAILURE TO YIELD, PHYSICAL INJURY
OPERATION OF MOTORIZED SCOOTER WITHIN THE CITY OF NEW YORK
VEND IN BUS STOP, NEXT TO HOSPITAL/10 FT OF DRIVE, SUBWAY, CROSSWALK

DSNY
FAILURE TO CLEAN 18 INCHES INTO STREET
DIRTY SIDEWALK/DIRTY AREA
DIRTY AREA

*April, May and June 2017

*legacy legislation designated these cases as ECB

Most Commonly Issued Summonses By Agency Board Cases* (2Q CY2017)

DEP
FAILED TO SUBMIT AN ANNUAL TEST REPORT FOR A BACKFLOW PREVENTER
FAILED TO INSTALL A BACKFLOW PREVENTER
FAIL TO ADOPT/IMPLEMENT NOISE MITIGATION PLAN FOR CONSTRUCTION SITE

FDNY
INSPECTION AND TESTING
PERMITS
FIRE PROTECTION SYSTEMS:FAIL TO PREVENT UNNECESSARY/UNWARRANTED ALARMS

DOHMH
FAIL TO ELIMINATE RODENT INFESTATION SHOWN BY ACTIVE RODENT SIGNS 1ST
FAIL TO ELIMINATE CONDITIONS CONDUCTIVE TO RODENT-DEBRIS,VEGETATION 1ST
FAIL TO ELIMINATE CONDITIONS CONDUCTIVE TO PESTS, GARBAGE CANS/SPILLAGE

LPC
WORK W/O OR VIOL.OF CERT.OF APPROP/NO EFFECT-ALT EXT ARCHIT FEAT.TYPEA
WORK W/O OR IN VIO. OF A CERT. OF APPRO. OR CERT. OF NO EFFECT TYPEC
WORK W/O OR VIOL.OF CERT.OF APPROP/NOEFFECT-ALT EXT ARCHIT FEAT.TYPE A

*April, May and June 2017

*legacy legislation designated these cases as ECB

July 27, 2017

Most Commonly Issued Summonses By Agency

Board Cases*

(2Q CY2017)

DOITT
FAILURE TO PROVIDE WORKING PUBLIC PAY TELEPHONE & OPERATOR SERVICES
FAILED TO CLEAN/MAINTAIN PUBLIC PAY TELEPHONE AS PER REQMNTS OF SUBSEC
REQUIRED SIGN MISSING/IMPERMISSIBLE AS PER REQUIREMENTS OF SUBSECTION

BIC
IDLING OF MOTOR VEHICLE ENGINE MORE THAN THREE MINUTES 1ST OFF
FAILED TO OBTAIN IDENTIFICATION CARD AS PER SUBSEC.
FAILURE TO REGISTER WHOLSAL AND/OR MARKET BUSINESS, AS PER SUBSE.

DPR
UNLAWFUL VENDING
UNAUTHORIZED CONSUMPTION/POSSESSION OF ALCOHOLIC BEVERAGE
FAILURE TO COMPLY WITH DIRECTIONS/PROHIBITIONS ON SIGNS

*April, May and June 2017

*legacy legislation designated these cases as ECB

Appealed Summonses by Enforcement Agency Board Cases*

(2Q CY2017)

Agency	# of Violations
DEP	18
DOB	271
DOHMH	55
DOS	139
DOT	19
DPR	5
FDNY	116
NYPD	20
(blank)	1
Grand Total	644

*April, May and June 2017

*legacy legislation designated these cases as ECB

Appealed Summonses by Enforcement Agency for Non-Board Cases (2Q CY2017)

Agency	# of Violations
Health	37
DCA	75
Vehicle for Hire	382
Total	494

*April, May and June 2017

Defaults Board Cases* (2Q CY2017)

Total # of Defaults (Apr, May & Jun 2017) =

74,091

Issuing Agency	# of Defaults 2Q CY2017	% out of Total Defaults
DSNY	52,092	70.3%
DOT	4,767	6.4%
DOB	5,617	7.6%
DOHMH	3,903	5.3%
FDNY	3,932	5.3%
NYPD	1,508	2.0%
DEP	1,316	1.8%

Defaults *

Non-Board Cases

(2Q CY2017)

Total # of Defaults (Apr, May and Jun 2017) =

10,195

Issuing Agency	# of Defaults 2Q CY2017
Health	1,829
DCA	2,342
Vehicle for Hire	6,024