


Crime Prevention Book

A collection of safety tips for your personal safety and your property.



Walking.

TIPS FOR YOUR PERSONAL SAFETY

What Can I Do?



Open Stores

If you suspect you're being followed, stay away from deserted blocks and head for areas where there are people or to the nearest open store.



People

Use well-populated and well-lit streets. When walking in desolate areas, do so in groups.



Escort

If you're driven home, ask the driver to wait until you are safely inside.



Evade or Yell

Should a motorist bother you while you are walking, reverse your direction. If you are still followed, seek a safe location and yell for help, if possible.



Report It.

Immediately report a theft or suspicious activity to the NYPD by calling 911.

NYPD

Subway and Bus.

TIPS FOR YOUR PERSONAL SAFETY

What Can I Do?



Ready

Have your money or metro card available.



Sit

Sit in the center of the car, away from the door, to avoid a purse or chain snatch.



Sidewalk

Wait for the bus on the sidewalk away from the curb.



Jewelry

Cover jewelry; turn stone rings toward the palm side of your hand.

Off Hour Waiting Area

Wait

Use designated waiting areas during off-peak hours.

Ride

Ride in the conductor's car during off-peak hours.

1234



Awake

Stay awake, aware and exit with the crowd.



Wait

While waiting for the train, stand in the middle of the platform, away from the yellow platform edge strip.



Sit in Front


Sit near the front of the bus.

NYPD

Home.

TIPS FOR YOUR PERSONAL SAFETY

What Can I Do?



Keys

Have your keys ready before you get to the door.



Entrance

Make sure your entrance area is well lit.



Mailbox

Place your name on the inside of the mailbox where only the mail carrier will see it. If a name must be on the outside, use only the last name, e.g., the Smiths.



Lobby Door

If you live in an apartment, close the lobby door behind you, especially if a stranger is approaching.



Strangers

If a stranger asks to use the phone, keep your door locked and tell them you will place the call for them. Keep him/her out of your home.



Visitors

Make all visitors and delivery persons use the doorbell.



Call 911

If there is an emergency, call 9-1-1. Wait there for the police to arrive, if safe to do so.

Elevator.

TIPS FOR YOUR PERSONAL SAFETY

What Can I Do?



Waiting

When waiting for an elevator, leave the lobby/hallway if someone makes you feel uncomfortable.



Mirror

Check the elevator's mirror before entering.




Uncomfortable

If you feel suspicious and do not want to get off on the floor you originally requested, give an excuse like, "Oh, I forgot my mail."



Buttons

If accosted, press as many buttons as possible to try and get the elevator to stop at the next floor.



Exit

Exit the elevator if someone enters that makes you feel uneasy.



Report It.

Immediately report a theft or suspicious activity to the NYPD by calling 911.



Location

Stand between the control panel and door when in the elevator.

NYPD

Driving.

TIPS FOR YOUR PERSONAL SAFETY

What Can I Do?



Trunk

Keep valuables secured in the trunk, not lying on the seat next to you.



Purse

Put your purse on the floor of your car.



Vision Zero

Drive carefully - Help us achieve our Vision Zero goal of no vehicle related deaths



Gas Tank

Keep your car well maintained and the gas tank at least half full to avoid getting stranded.



Evade

Should you suspect that you are being followed, make several turns down active streets.

If the vehicle continues to follow, head for the nearest police station, fire house, or open store.

Parking.

TIPS FOR YOUR PROPERTY SAFETY

What Can I Do?



Park

Park in a well-lit area to discourage personal attack and reduce the risk of your car being stolen.



Close

Close all windows and lock the doors.



Look

Look around before exiting your car.



Take

Take any valuables with you.

NYPD

ATM.

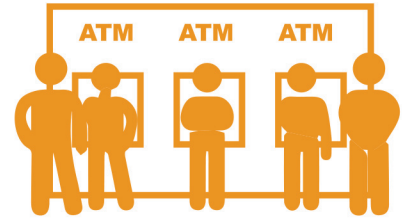
TIPS FOR YOUR PERSONAL SAFETY

What Can I Do?



Be Aware

Be aware of suspicious people near the entrance.



People

Use well-lit, well-populated ATM's.



Mirrors

Use mirrors, positioned at the ATM, to see behind you.



Money

Put your money away and take your card and receipt before exiting an ATM.



Indoor

Avoid ATM's that have unlocked doors or are directly out on the street.



View

Block a bystander's view when entering your pin number.



Card

DO NOT let anyone into a bank vestibule using your card.



Report It.

Immediately report a theft or suspicious activity to the NYPD by calling 911.

NYPD

Property Theft.

NEVER LEAVE YOUR PERSONAL PROPERTY UNATTENDED

What Can I Do?

Wallets



Never carry your wallet in the rear pants pocket which is one of the easiest to pick.



Car Items

Place items out of sight in the trunk of your vehicle prior to reaching your destination. Never leave packages in the vehicle.



Laptops

Don't leave laptop computers unattended -- even for a minute.



Cash & Cards

Carry only the amount of cash or number of credit cards necessary to make your purchases for the day.



Cell Phones

Hold on to your cell phone and keep it secured out of sight when not in use.



Handbags

When in a bar or restaurant, don't leave your handbag over the back of your chair, on a stool or on the floor. When dining out, the safest place for your purse is on your lap.



Report It.

Immediately report a theft or suspicious activity to the NYPD by calling 911.

NYPD

Purse/Wallet.

TIPS FOR YOUR PERSONAL SAFETY

What Can I Do?




Grip

Carry purses or briefcases in a manner that will allow you to let go.



Release

If someone attempts to snatch your pocketbook, let go of it, especially if there is a weapon involved.



Keys

Carry your keys on your person separate from your identification.



Bumps

If you are frequently bumped in a crowd, be aware that a pickpocket might be responsible.



Carry

Always be aware of your surroundings and carry your pocketbook clasp toward you, close to your body, tucked in the bend of your elbow as if it were a football.



Long Strap

Always keep your purse closed. Carry it close to the front of your body or hold it tightly under an arm.



Cash & Cards

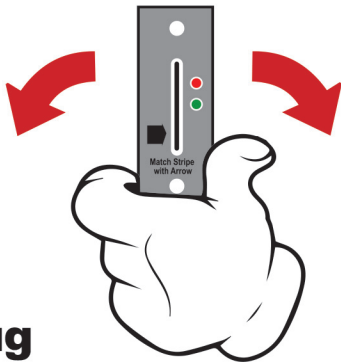
Divide money between your purse/wallet and pockets.

ATM Skimming.

The Scam:

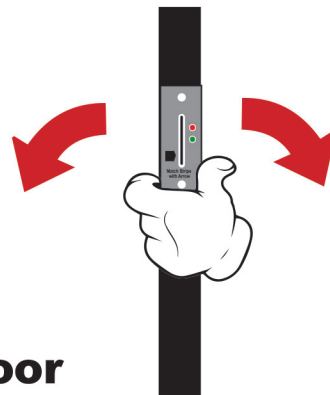
ATM “Skimming” occurs when a criminal attaches a phony card reading device over the real card reader located either at the lobby entrance door or on the ATM machine. The phony device looks identical to the real device and is equipped with electronic recorders that will capture the financial information from your card. This data is used to create “cloned” cards which will later be used to withdraw money.

What Can I Do?



Tug

These devices are usually attached with two sided tape and can be discovered by simply tugging on areas where the card must be swiped.



Door

Skimming device can also be affixed to the card reader at the entrance door to the ATM.



Protection

When entering your PIN, cover the keypad with your other hand to prevent possible hidden cameras from recording your number.



Money Trap

Be aware of "Money Trapping", where the criminal attaches a device to the cash dispenser "trapping" the customer's money and retrieves it after the customer leaves the ATM area.



Report It.

Immediately report any skimming devices to your financial institution and the NYPD by calling 911.

NYPD

Deception Burglaries.

The Scam:

Criminals often target elderly victims and operate during normal business hours (9am-5pm), making them less likely to question the situation. These impersonators use false covers such as; utility companies, delivery companies and companies such as plumbing or electrical contractors. A common ploy being used is; “A pipe broke down the block and we have to check the water.” Once inside, the perpetrator(s) manipulate and distract a victim while pocketing their valuables.

What Can I Do?



Safety

Stay inside your home and do not open the door. Do not invite anyone into your home while you verify a “work order.” You may want to keep a list of utility companies phone numbers in a convenient location.



Request I.D.

Verify person's I.D. through the view finder (peephole).

CON ED: 800.752.6633

NATIONAL GRID (KEYSPAN): 800.930.5003

DEP/WATER: 311

PSEG LI: 800.490.0025



Contact

Contact the company to verify employee's legitimacy (company numbers may be looked up via internet or on your bill). You may want to keep a list of utility company phone numbers in a convenient location.



Report It.

Immediately report a theft or suspicious activity to the NYPD by calling 911. If you cannot verify the I.D., feel unsafe, or suspect criminal activity, call 911 immediately.

NYPD

Vehicle Theft.

Safeguard your vehicle.

Vehicles are stolen for a variety of reasons, including theft for parts, insurance fraud, retagging, exporting and joyriding. To help prevent the theft and damage to your vehicle, we suggest the following:

What Can I Do?



Lock

Always lock and secure your vehicle.
Always activate your alarm every time you leave your vehicle.



Keys

Never leave the keys in the ignition when you exit the vehicle -- even for a minute!



Valet

Do not leave valet key in the car overnight.



Property

Never leave property in your vehicle. Items such as loose change, shopping bags, GPS, cell phones, laptops, tablets and the charging cords are targeted by thieves.



Report It.

Contact your local precinct crime prevention officer or visit our website at www.nyc.gov/nypd for more information on the programs we offer.



Enroll

Enroll in NYPD anti-theft programs such as VIN Etching, Operation ID and Combat Auto Theft.

NYPD

Prepaid Gift Card Scams.

The Scams:

People are losing thousands of dollars in phone scams involving prepaid gift cards. After receiving a phone call from someone who claims to be a utility company representative, a law enforcement officer, an IRS investigator or an immigration official, the caller is threatened with the loss of their utility service, criminal prosecution, tax liens or deportation if they do not submit an immediate payment over the phone via a prepaid gift card. The common scenarios are as follows:

Six typical scenarios:

- | | |
|----------------------------|---|
| Arrest Scam -- | The victim's family member has been arrested and the caller, pretending to be a law enforcement officer, threatens to keep them in jail unless bail money is paid with a prepaid gift card. |
| IRS Scam -- | A caller informs the victim that they owe back taxes to the IRS and must make immediate payment with a prepaid gift card. |
| Accident Scam -- | The victim's family member had a car accident and the caller threatens physical violence unless immediate reimbursement is made with a prepaid gift card. |
| Utility Scam -- | Utility companies demand immediate payment by prepaid gift card or your electricity or gas will be turned off. |
| Lottery Scam -- | A caller informs the victim that they have won a lottery and must make immediate payment with a prepaid gift card to claim the prize. |
| Deportation Scam -- | The victim's family member has been arrested and the caller, pretending to be an immigration official, threatens to deport them unless bail money is made with a prepaid gift card. |

What Can I Do?



Know This

Utility companies and government agencies will not contact you demanding immediate payment by prepaid gift card.



Caution

Be suspicious of callers who demand immediate payment for any reason.



Information

Never give out personal or financial information to anyone who emails or calls you unsolicited.



Remember

Remember that anyone who has the number on a prepaid gift card has access to the funds on the card.



Know Them

Never wire money, provide debit or credit card numbers or prepaid gift card numbers to someone you do not know.

NYPD

Don't let your cleaner take you to the cleaners!

Getting some help around the house?



Protect Your Privacy

Clear surfaces of bills, appointment books, work files and any other documents you feel the need to protect.



Secure Valuables

Place your valuables (jewelry, small electronics, cash) in a safe or locked room.



Do Your Research

Use a company that has an excellent reputation and a long history.

Make a Request

If you use a company or service, request the same cleaner every time.



Off-Limits

Opt to make certain room(s) off limits.



Double Check

Be sure to check on important/valuable items before and after the cleaner has left. Immediately report anything missing/damaged to the manager.



**New York City
Police Foundation**
Invest in a Safe City

NYPD Community Affairs Bureau

Follow us on Twitter at:
 [@NYPDCommAffairs](https://twitter.com/NYPDCommAffairs)



NYPD [news.com](http://nypdnews.com)
www.NYPDnews.com

CALL 1-800-577-TIPS

NYPD
CRIME **stoppers**

nypdcrimestoppers.com

CALL 1-888-NYC-SAFE

CALL 1-866-SAFE-NYS

IF YOU SEE SOMETHING, SAY SOMETHING.

NYPD NON-EMERGENCIES CALL 311



NYPD

New York City Police Department