

OFFICE USE ONLY
 Original Amended Date _____

21

Standardized NOTICE FORM for Providing 30-Day Advance Notice to a Local Municipality or Community Board

1. Date Notice was Sent: 5/8/2019

1a. Delivered by: CMRRR

2. Select the type of Application that will be filed with the Authority for an On-Premises Alcoholic Beverage License:

- New Application
- Renewal
- Alteration
- Corporate Change
- Removal
- Class Change
- Method of Operation Change

*1. Remove platform, add door 2. Add a return to one banquette
 3. Remove photobooth, add banquette and wall 4. Install movable platform*

For New applicants, answer each question below using all information known to date
 For Renewal applicants, answer all questions
 For Alteration applicants, attach a complete written description and diagrams depicting the proposed alteration(s)
 For Corporate Change applicants, attach a list of the current and proposed corporate principals
 For Removal applicants, attach a statement of your current and proposed addresses with the reason(s) for the relocation
 For Class Change applicants, attach a statement detailing your current license type and your proposed license type
 For Method of Operation Change applicants, although not required, if you choose to submit, attach an explanation detailing those changes

This 30-Day Advance Notice is Being Provided to the Clerk of the Following Local Municipality or Community Board:

3. Name of Municipality or Community Board: CB3

Applicant/Licensee Information:

4. Licensee Serial Number (if applicable): 10241602 Expiration Date (if applicable): 4/30/2019

5. Applicant or Licensee Name: Patty McCarthy's Inc

6. Trade Name (if any): Coney Island Baby

7. Street Address of Establishment: 169 AVE A

8. City, Town or Village: NEW YORK, NY Zip Code: 10009

9. Business Telephone Number of Applicant/Licensee: 212 4208392

10. Business E-mail of Applicant/Licensee: Laura@LJFM&ROOF.COM

11. Type(s) of alcohol sold or to be sold:
 Beer & Cider Wine, Beer & Cider Liquor, Wine, Beer & Cider

12. Extent of Food Service:
 Full food menu; full kitchen run by a chef or cook Menu meets legal minimum food availability requirements; food prep area at minimum

13. Type of Establishment: TAVERN

14. Method of Operation: (check all that apply)

- Seasonal Establishment
- Live Music (give details i.e., rock bands, acoustic, jazz, etc.): Band, Rock, Acoustic, Jazz
- Patron Dancing
- Employee Dancing
- Exotic Dancing
- Topless Entertainment
- Video/Arcade Games
- Third Party Promoters
- Security Personnel
- Other (specify): _____

Rec'd By Community Board 3, Man

MAY 13 2019

15. Licensed Outdoor Area: (check all that apply)

- None
- Patio or Deck
- Rooftop
- Garden/Grounds
- Freestanding Covered Structure
- Sidewalk Cafe
- Other (specify): _____

I attach herewith present and proposed plans:

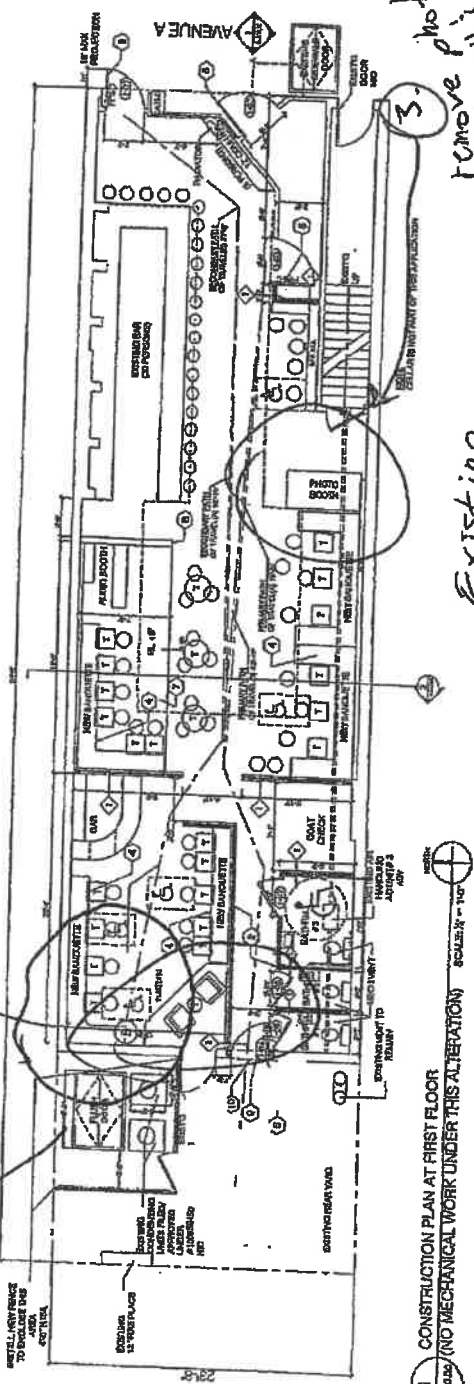
21

The changes are as follows:

1. Remove platform, and add door
2. Add a return to one banquette
3. Remove photo booth, add wall and banquette
- 4 Install movable platform (not noted on plan)

HI FIBER
EATING
&
DRINKING
ESTABLISHMENT
ALTERATION

booth
Remove photo
old wall
3.



1 CONSTRUCTION PLAN AT FIRST FLOOR
(NO MECHANICAL WORK UNDER THIS ALTERATION) SCALE: 1/8" = 1'-0"

FIRST FLOOR EGRESS CHART AS PER TABLE 1006.1

TRAVEL DISTANCES AS PER TABLE 1006.1	MINIMUM WIDTH OF PASSAGE	MINIMUM WIDTH OF DOOR	MINIMUM WIDTH OF OPENING	MINIMUM WIDTH OF STAIR	MINIMUM WIDTH OF STAIR	MINIMUM WIDTH OF STAIR
TO EXIT	36"	36"	36"	36"	36"	36"
TO EXIT OR TO STAIR	36"	36"	36"	36"	36"	36"
TO EXIT OR TO STAIR OR TO STAIR	36"	36"	36"	36"	36"	36"

FLUORESCENT LIGHTING CALCULATIONS
As per Table 1006.1 of code, the minimum number of fluorescent fixtures shall be determined as follows:
1. The number of fixtures shall be determined by dividing the area of the room by the area of one fixture.
2. The number of fixtures shall be rounded up to the next whole number.
3. The number of fixtures shall be multiplied by the number of lumens per fixture to determine the total lumens provided.
4. The total lumens provided shall be compared to the minimum lumens required per Table 1006.1 of code.

HIGH SEATING REQUIREMENTS
No seats shall be provided for more than 150 persons in any one room.
1. The number of seats shall be determined by dividing the area of the room by the area of one seat.
2. The number of seats shall be rounded up to the next whole number.
3. The number of seats shall be multiplied by the number of lumens per seat to determine the total lumens provided.

ACTUAL CAPACITY OF FIRST FLOOR = 150 PERSONS

OCCUPANCY USE ESTABLISHED UNDER ALT # 100658/450

OCCUPANCY LOAD
Occupancy load shall be determined as follows:
1. The number of persons shall be determined by dividing the area of the room by the area of one person.
2. The number of persons shall be rounded up to the next whole number.
3. The number of persons shall be multiplied by the number of lumens per person to determine the total lumens provided.

GRAPHIC LEGEND

- 1. NEW WALL WITH PARTITION
- 2. NEW WALL WITH PARTITION
- 3. NEW WALL WITH PARTITION
- 4. NEW WALL WITH PARTITION
- 5. NEW WALL WITH PARTITION
- 6. NEW WALL WITH PARTITION
- 7. NEW WALL WITH PARTITION
- 8. NEW WALL WITH PARTITION
- 9. NEW WALL WITH PARTITION
- 10. NEW WALL WITH PARTITION

GENERAL CONSTRUCTION NOTES

1. CONTRACTOR SHALL VERIFY ALL DIMENSIONS AND LOCATIONS OF ALL EXISTING WALLS, PARTITIONS, DOORS, WINDOWS, AND FIXTURES PRIOR TO COMMENCEMENT OF WORK.
2. CONTRACTOR SHALL VERIFY ALL DIMENSIONS AND LOCATIONS OF ALL EXISTING WALLS, PARTITIONS, DOORS, WINDOWS, AND FIXTURES PRIOR TO COMMENCEMENT OF WORK.
3. CONTRACTOR SHALL VERIFY ALL DIMENSIONS AND LOCATIONS OF ALL EXISTING WALLS, PARTITIONS, DOORS, WINDOWS, AND FIXTURES PRIOR TO COMMENCEMENT OF WORK.
4. CONTRACTOR SHALL VERIFY ALL DIMENSIONS AND LOCATIONS OF ALL EXISTING WALLS, PARTITIONS, DOORS, WINDOWS, AND FIXTURES PRIOR TO COMMENCEMENT OF WORK.
5. CONTRACTOR SHALL VERIFY ALL DIMENSIONS AND LOCATIONS OF ALL EXISTING WALLS, PARTITIONS, DOORS, WINDOWS, AND FIXTURES PRIOR TO COMMENCEMENT OF WORK.
6. CONTRACTOR SHALL VERIFY ALL DIMENSIONS AND LOCATIONS OF ALL EXISTING WALLS, PARTITIONS, DOORS, WINDOWS, AND FIXTURES PRIOR TO COMMENCEMENT OF WORK.
7. CONTRACTOR SHALL VERIFY ALL DIMENSIONS AND LOCATIONS OF ALL EXISTING WALLS, PARTITIONS, DOORS, WINDOWS, AND FIXTURES PRIOR TO COMMENCEMENT OF WORK.
8. CONTRACTOR SHALL VERIFY ALL DIMENSIONS AND LOCATIONS OF ALL EXISTING WALLS, PARTITIONS, DOORS, WINDOWS, AND FIXTURES PRIOR TO COMMENCEMENT OF WORK.
9. CONTRACTOR SHALL VERIFY ALL DIMENSIONS AND LOCATIONS OF ALL EXISTING WALLS, PARTITIONS, DOORS, WINDOWS, AND FIXTURES PRIOR TO COMMENCEMENT OF WORK.
10. CONTRACTOR SHALL VERIFY ALL DIMENSIONS AND LOCATIONS OF ALL EXISTING WALLS, PARTITIONS, DOORS, WINDOWS, AND FIXTURES PRIOR TO COMMENCEMENT OF WORK.

GENERAL CONSTRUCTION NOTES

1. CONTRACTOR SHALL VERIFY ALL DIMENSIONS AND LOCATIONS OF ALL EXISTING WALLS, PARTITIONS, DOORS, WINDOWS, AND FIXTURES PRIOR TO COMMENCEMENT OF WORK.
2. CONTRACTOR SHALL VERIFY ALL DIMENSIONS AND LOCATIONS OF ALL EXISTING WALLS, PARTITIONS, DOORS, WINDOWS, AND FIXTURES PRIOR TO COMMENCEMENT OF WORK.
3. CONTRACTOR SHALL VERIFY ALL DIMENSIONS AND LOCATIONS OF ALL EXISTING WALLS, PARTITIONS, DOORS, WINDOWS, AND FIXTURES PRIOR TO COMMENCEMENT OF WORK.
4. CONTRACTOR SHALL VERIFY ALL DIMENSIONS AND LOCATIONS OF ALL EXISTING WALLS, PARTITIONS, DOORS, WINDOWS, AND FIXTURES PRIOR TO COMMENCEMENT OF WORK.
5. CONTRACTOR SHALL VERIFY ALL DIMENSIONS AND LOCATIONS OF ALL EXISTING WALLS, PARTITIONS, DOORS, WINDOWS, AND FIXTURES PRIOR TO COMMENCEMENT OF WORK.
6. CONTRACTOR SHALL VERIFY ALL DIMENSIONS AND LOCATIONS OF ALL EXISTING WALLS, PARTITIONS, DOORS, WINDOWS, AND FIXTURES PRIOR TO COMMENCEMENT OF WORK.
7. CONTRACTOR SHALL VERIFY ALL DIMENSIONS AND LOCATIONS OF ALL EXISTING WALLS, PARTITIONS, DOORS, WINDOWS, AND FIXTURES PRIOR TO COMMENCEMENT OF WORK.
8. CONTRACTOR SHALL VERIFY ALL DIMENSIONS AND LOCATIONS OF ALL EXISTING WALLS, PARTITIONS, DOORS, WINDOWS, AND FIXTURES PRIOR TO COMMENCEMENT OF WORK.
9. CONTRACTOR SHALL VERIFY ALL DIMENSIONS AND LOCATIONS OF ALL EXISTING WALLS, PARTITIONS, DOORS, WINDOWS, AND FIXTURES PRIOR TO COMMENCEMENT OF WORK.
10. CONTRACTOR SHALL VERIFY ALL DIMENSIONS AND LOCATIONS OF ALL EXISTING WALLS, PARTITIONS, DOORS, WINDOWS, AND FIXTURES PRIOR TO COMMENCEMENT OF WORK.



169 AVE A
NEW YORK, NY 10009

CONSTRUCTION PLAN
AT FIRST FLOOR

A-100.00

DATE: 10/15/11

SCALE: 1/8" = 1'-0"

PROJECT: HI FIBER EATING & DRINKING ESTABLISHMENT ALTERATION

CLIENT: [REDACTED]

ARCHITECT: [REDACTED]

DATE: 10/15/11

SCALE: 1/8" = 1'-0"

PROJECT: HI FIBER EATING & DRINKING ESTABLISHMENT ALTERATION

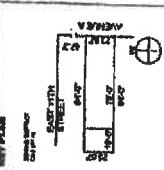
CLIENT: [REDACTED]

ARCHITECT: [REDACTED]

PATTY MCCARTHY'S INC.

ACCOUNT # 101
shoarchitects p.c.
100 AVENUE A
NEW YORK, NY 10000

DATE	DESCRIPTION
NO. DATE	ITEM



PATTY MCCARTHY'S INC.

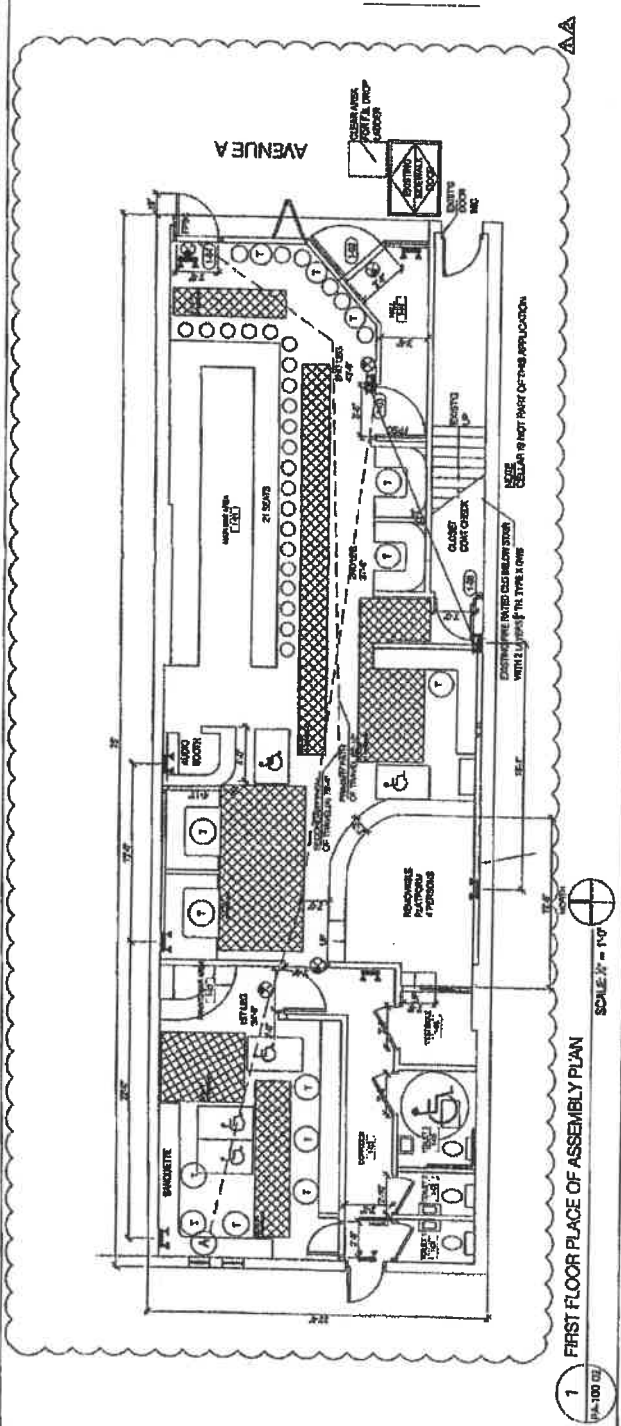
PLACE OF ASSEMBLY
100 AVENUE A
NEW YORK, NY 10000

PLACE OF ASSEMBLY
PLAN OF FIRST FLOOR



PA-100.02
AMENDED PLAN

AMENDED PLAN



1 FIRST FLOOR PLACE OF ASSEMBLY PLAN

SCALE: 1/8" = 1'-0"

TOTAL CAPACITY OF FIRST FLOOR = 145 PERSONS

- LEGEND**
- WHEELCHAIR ACCESSIBLE LOCATION SEE DETAILS ON FORMING PA. 101.00
 - ILLUMINATED EXIT SIGN
 - EMERGENCY LIGHTING
 - EMERGENCY LIGHTING

OCCUPANCY/USE ESTABLISHED UNDER ALT # 100856450

FIRST FLOOR EGRESS CHART AS PER TABLE 9-1

DOOR	CLASS	NO. PERSONS	CLASS	NO. PERSONS	TOTAL
DOOR 1	CLASS 1	75 PERSONS	CLASS 2	100 PERSONS	175 PERSONS
DOOR 2	CLASS 1	75 PERSONS	CLASS 2	100 PERSONS	175 PERSONS

TRAVEL DISTANCES AS PER TABLE 9-1

TRAVEL DISTANCE	PERCENTAGE OF TRAVEL	PERCENTAGE OF TRAVEL
30' OR LESS	34.3%	34.3%
30' TO 60'	27.2%	27.2%
60' TO 90'	34.3%	34.3%
90' TO 120'	27.2%	27.2%

PLUMBING FIXTURE CALCULATIONS

AS PER TABLE 9-1 OF 2009 IBC:

- 1 MEN TOILET
- 1 WOMEN TOILET
- 1 UNisex TOILET
- 1 MEN TOILET
- 1 WOMEN TOILET
- 1 UNisex TOILET

HC SEATING REQUIREMENTS

AS PER TABLE 9-1 OF 2009 IBC:

- 1 MEN TOILET
- 1 WOMEN TOILET
- 1 UNisex TOILET

OCCUPANCY LOAD

AS PER TABLE 9-1 OF 2009 IBC:

- 1 MEN TOILET
- 1 WOMEN TOILET
- 1 UNisex TOILET

DISTRIBUTION OF EXIT CLASSES

AS PER TABLE 9-1 OF 2009 IBC:

- 1 MEN TOILET
- 1 WOMEN TOILET
- 1 UNisex TOILET

*Proposed
4/25/19*