DINING OUT NYC

NEW YORK CITY DOT

Zohran Mamdani
Mayor

Mike Flynn
Commissioner

# COMMUNITY BOARD FEEDBACK PACKAGE

**Please review this application and provide the required feedback.**

# DINING OUT NYC — COMMUNITY BOARD RECOMMENDATION FORM

This form is to be used by community boards during the cafe review process. Any comments from the community board should be recorded on this form and submitted to NYC DOT. For information pertaining to specific cafe design requirements, visit the Dining Out NYC website for program legislation, rules, and Setup Guides.

| | |
|---|---|
| **Business Name:** | VISIT SICILY NYC |
| **Cafe Location:** | 86 EAST 7 STREET, NEW YORK, NY, 10003 |
| **Application Number:** | 20260509010001 |
| **CB Feedback Deadline (on date or next business day):** | 06.17.2026 |

NYCDOT Internal Use Only

## Roadway Cafe Setup Comments:

Comments related to the cafe's **physical footprint and dimensions**:

Comments related to **pedestrian flow** (i.e., visbility, safety , potential crowding):

Comments related to potential conflicts with **existing curb use** (i.e., planters, bike racks, bus stops):

Overall recommendation for the cafe setup:

Suggested modifications related to the above referenced application:

1. Will close all outdoor seating by 10 pm
2. All outdoor dining patrons will be seated at tables
3. Will not have music, amplified sound, or TVs outdoors as per Open Dining Guidelines, and will remove all outdoor speakers

| | |
|---|---|
| Susan Stetzer | 5/26/26 |
| Community Board Authorizing Name | Date |

# RESTAURANT DETAILS

**Food Service Establishment Permit(FSEP)**
FSEP#: 50180734
Expiration Date: 01/31/2027
DOHMH Status: CURRENT
Business Legal Name: SICILY STREET FOOD INC
Assumed Name: VISIT SICILY NYC
Business Address: 86 EAST 7 STREET, NEW YORK, NY 10003
Venue Type: Restaurant (with bar)
Last updated from DOHMH: 05/18/2026

**Restaurant Information**
Entity Type: Corporation
Phone: (347) 595-5074
Email Address: scaruso@comdcpa.com

**Principal Place of Business Address**
Address: 86 EAST 7 STREET, NEW YORK, New York 10003

**DOS Information**
DOS ID#: 5640278
Process Name: SICILY STREET FOOD, INC.
DOS Address: 86 EAST 7TH STREET, New York, New York 10003

**NYS Liquor Authority Information**
Establishment serves alcohol: No
User Information

**Business hours**
Sun:
6:00 AM- 7:00 PM
Mon:
6:00 AM- 7:00 PM
Tues:
6:00 AM- 7:00 PM
Wed:
6:00 AM- 7:00 PM
Thurs:
6:00 AM- 7:00 PM
Fri:
6:00 AM- 7:00 PM
Sat:
6:00 AM- 7:00 PM


OPEN
PANINI • PASTA • COFFEE • GROCERY


mca
66

VISIT SICILY NYC
mca
Studio dukine

OPEN
PANINI • PASTA • COFFEE • GROCERY

## SECTION 1: Site Plan

- This Site Plan form is required to be uploaded in the **"Roadway Site Plan"** field of your online application.
- Refer to the How to Apply page in the Dining Out NYC website for more information about the application process.

**Identify Permitted Parking Location:**

- Identify the Parking Sign in front of or around the area where your roadway setup would be located.
- Roadway cafes can only be placed in:
  1. Parking spaces, which include: metered and non-metered spaces, commercial parking, alternate side parking, angled parking, and seasonally restricted parking.
  2. Loading areas, including loading only, truck loading, hotel loading, and no parking zones.
  3. Floating Parking Lane- a parking lane that is separated from the curb by a protected bicycle lane that is adjacent to the curb.

- [x] P1- Parking Space
- [ ] P2- Loading Area
- [ ] P3- Floating Parking Lane

**Use the space below to draw or upload your Site Plan representing your cafe perimeters, furniture, and clearances.**

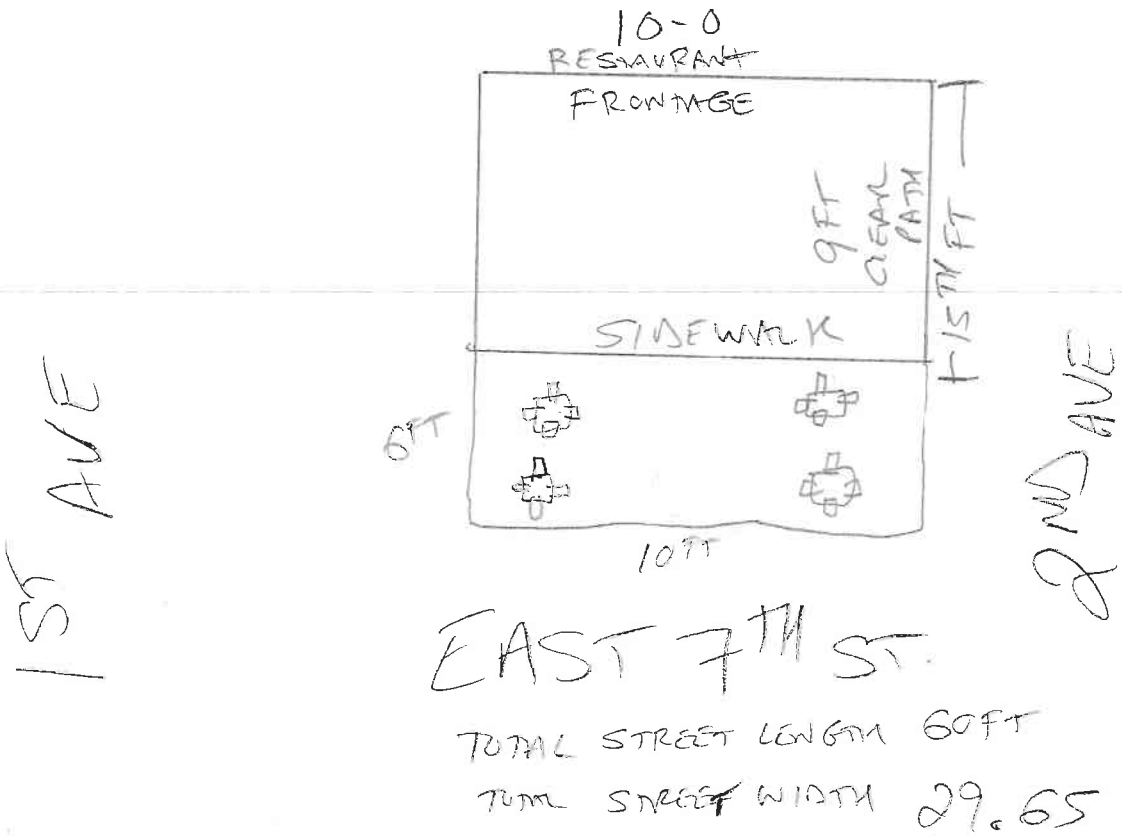


Length of roadway cafe: 10 feet  Width of roadway cafe: 6 feet

DINING OUT NYC | NEW YORK CITY DOT | Zohran Mamdani, Mayor | Mike Flynn, Commissioner

# Roadway Cafe Site Plan Form

**Applicant Name:** SICILY STREET

**Restaurant Name:** _____

**FSEP Number:** _____

### Drawing Requirements

**Food service establishment frontage shown as:**
- Line representing the establishment's space facing the sidewalk
- Length
- Label

**Street names:**
- Labels on each street

**Sidewalk shown as:**
- Line representing street curb

**Roadway shown as:**
- Width of curbside lane

**Cafe perimeter shown as:**
- Lines indicating perimeter
- Length and width

**Set-up furniture (tables, chairs, etc.) shown as:**
- Lines or symbols at approximate location within setup

**Elements (in Section 2 of this form) within 15 feet of cafe perimeter, shown as:**
- Lines or symbols
- Distance from cafe perimeter
- Labels

**Utility coverings (water/gas valves, and pull boxes) shown as:**
- Symbols representing the location within the setup

**North arrow**

## SECTION 2: Required Clearances

- Please provide distances from the following objects.
- Only provide a distance if the listed object is within 15 feet of your proposed setup.
- Refer to the Setup Guides in the Dining Out NYC website for more information regarding clearances.

**Elements with minimum 15 feet clearance from roadway cafe:**

☐ R01- Subway Stair: Open End _____ feet ☐ R02- Fire Hydrant _____ feet

**Elements with minimum 10 feet clearance from roadway cafe:**

☐ R03- Subway Elevator Entrance _____ feet ☐ R05- MTA Curb Cut _____ feet

☐ R04- FDNY Curb Cut _____ feet

**Elements with minimum 5 feet clearance from roadway cafe:**

☐ R06- Curb Cut _____ feet ☐ R11- CitiBike/Bike Share Station _____ feet

☐ R07- Emergency Exit Hatch _____ feet ☐ R12- Bike Corral _____ feet

☐ R08- Subway Stair: Closed End _____ feet ☐ R13- Micromobility Station _____ feet

☐ R09- Subway Elevator: Non-Entry _____ feet ☐ R14- Drainage Infrastructure _____ feet

☐ R10- Bus Stop Pole: Non- Approaching Side _____ feet

**Elements with minimum 3 feet clearance from roadway cafe:**

☐ R15- Elevated Train Infrastructure _____ feet ☐ R16- Transformer Vault _____ feet

**Elements with minimum 1 foor and 6 inches clearance from roadway cafe:**

☐ R17- Vent Infrastructure: utility vent poles, vent grates, subway grates _____ feet ☐ R18- Manholes _____ inches

**Elements with minimum 6 inches clearance from roadway cafe:**

☐ R19- Thermoplastic Marking _____ feet

**Roadway cafe distance from crosswalks:**

☐ R20- Adjacent to non-approaching side of crosswalk (min. 8 foot distance) _____ feet

☐ R21- Adjacent to approaching (stopping) side of crosswalk (min. 20 foot distance) _____ feet

☐ R22- No crosswalk present (maintain 20 feet from curb line of intersecting street) _____ feet

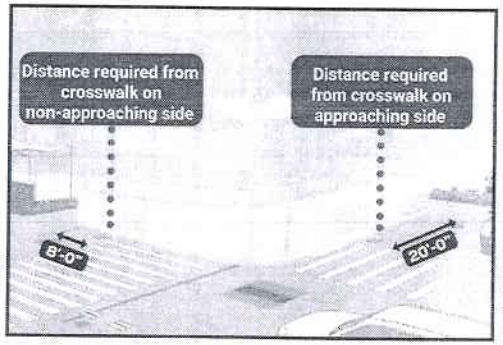


☒ Check this box if none of the objects listed above are within 15 feet of the proposed setup.

## SECTION 3: Material Requirements

- Please indicate which of the following materials will be part of your roadway cafe by checking the box next to the category. If applicable, please confirm the materials comply with the Dining Out NYC requirements.
- Refer to the Setup Guides in the Dining Out NYC website for more information regarding materials.

**Materials Checklist:**

***Required***

☐ **Barriers (All of the following must be met)**

- ☒ Maintained on all sides of the cafe except the side fronting the ground floor restaurant.
- ☒ Not permanently affixed to the roadway.
- ☒ 30-42 inches tall (excluding planting), and at least 4 inches in width.
- ☒ Barriers are interconnected with each other.
- ☒ Any cladding over the barriers is securely fastened or affixed.
- ☒ Minimum 4 inches wide reflective strip on each barrier on the outward facing side.
- ☒ Water-filled with a minimum of 150 pounds per linear foot of barrier length.

***Optional - Only check the material categories you intend to use in your roadway cafe***

☐ **Flooring (if using, all of the following must be met)**

- ☐ Durable, lightweight, easily removable, mold-resistant, elevated from the ground level to allow for drainage, and removable to allow for cleaning.
- ☐ Flush with the curb line (except if located on a slope, be flush to the greatest extent feasible), and compliant with applicable accessibility requirements.
- ☐ Maintains a 6 inch covered channel between curb and base of flooring to allow for drainage.

☐ **Furnishings (if using, all of the following must be met)**

- ☐ Lightweight and easily movable.

☐ **Vertical Screenings (if using, all of the following must be met)**

- ☐ Located between the barrier and 6 feet above the cafe base or floor.
- ☐ Located on the roadway facing side, does not extend the beyond the perimeter of the roadway cafe, and is not affixed to the outward facing side of barriers.
- ☐ Easily removable, comprised of non-opaque, fire-grade, and wind resistant materials.
- ☐ If within 50 feet of any regulatory or warning signs, does not exceed 46 inches in height.

☐ **Overhead Coverings/ Umbrellas (if using, all of the following must be met)**

- ☐ Minimum of 7 feet and maximum of 10 feet from the base or floor of the roadway cafe.
- ☐ Has a weighted base and any support structures are not affixed to the outward facing side of barriers, are of sufficient size and strength, made of durable materials, and free of defects.
- ☐ Easily removable, comprised of fire-grade and wind resistant materials.
- ☐ If within 50 feet of any regulatory or warning signs, does not exceed 46 inches in height.

☐ **Lighting and Electrical Connections (if using, all of the following must be met)**

- ☐ Any lighting is outdoor rated, properly secured, and lightweight.
- ☐ At least 14 feet above sidewalk, and 18 feet above roadway.
- ☐ Not attached to any City property, including street trees.
- ☐ Electrical work complies with the applicable requirements set forth in DOT's rules and the New York City Electrical Code. Please note that this may require additional permits from DOB or FDNY, and/or approval from the Landmarks Preservation Commission (LPC) as applicable.