



# Public E-Bike Charging

Manhattan Community Board 3

June 9, 2026



# The Challenge



Since 2022, lithium-ion batteries in NYC have resulted in more than:

- **900 fires**
- **400 injuries**
- **30 deaths**

Many caused by **uncertified and low-quality e-bike batteries** and improper/unsafe charging practices

# Why Battery-Swapping Cabinets?

2023-24 DOT pilot program with delivery workers [who rely on e-bikes](#)




- **Pilot tested battery-swapping cabinets** on sidewalks and in plazas w/ 100+ delivery workers
- **Battery swapping was popular**, improved fire safety, reduced at-home charging
- Workers **shared a willingness to pay for service** that reduces downtime and lowers battery-related expenses

# What We've Heard from Delivery Workers



Workers need to swap batteries mid-shift

Workers are worried about battery safety and looking for solutions



Many buildings are banning charging in units

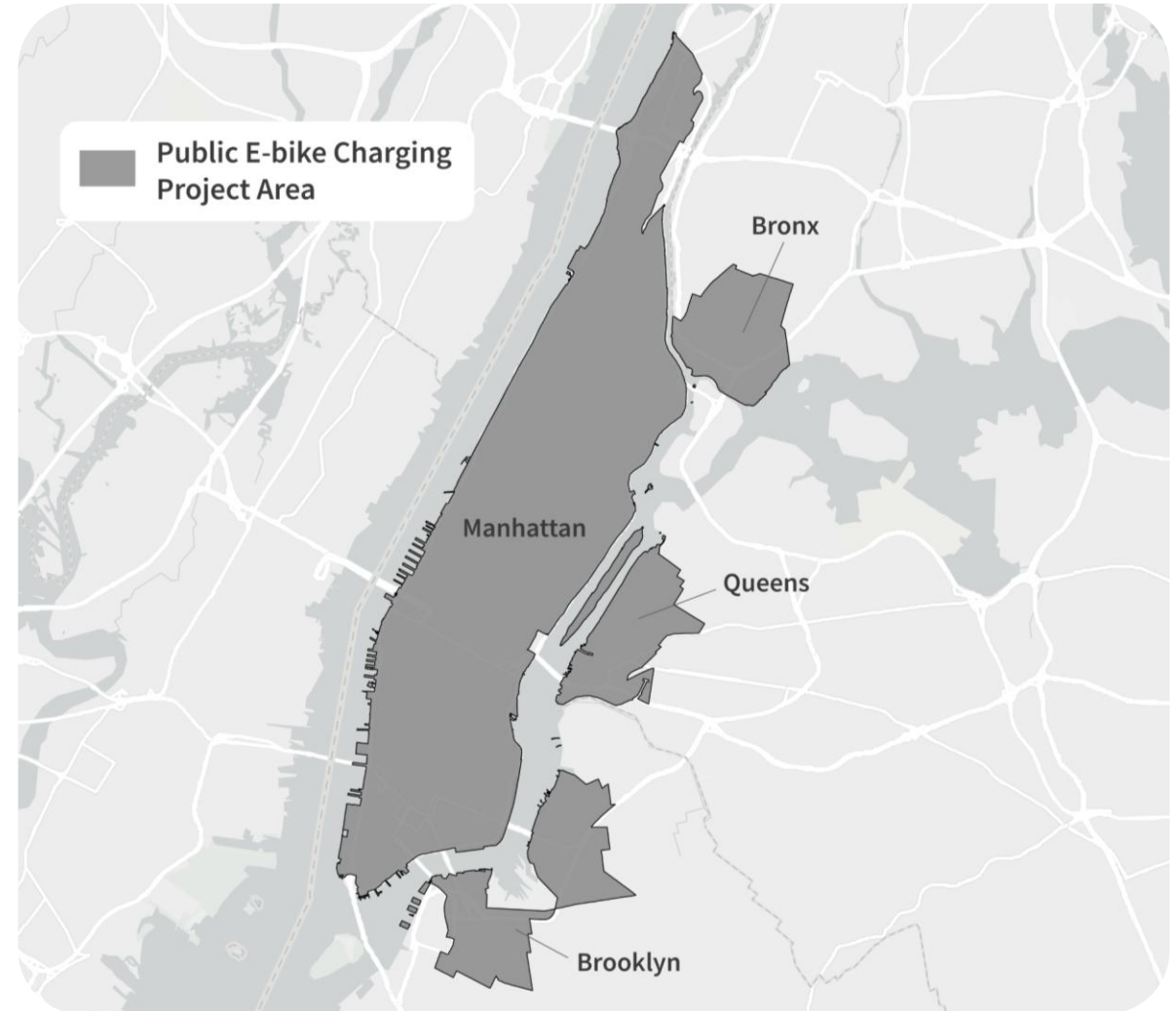
# Working to solve a critical public safety concern

## Program Description

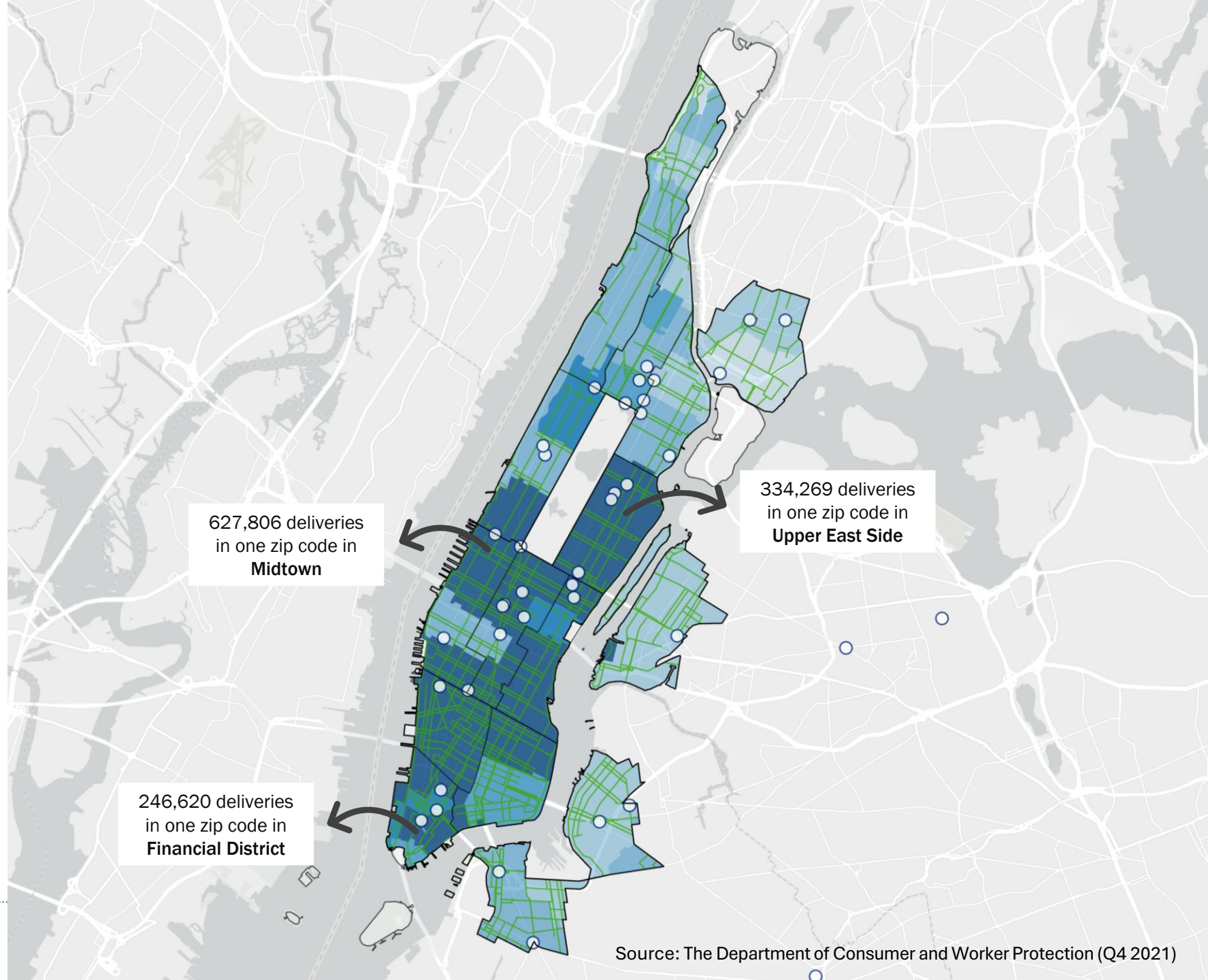
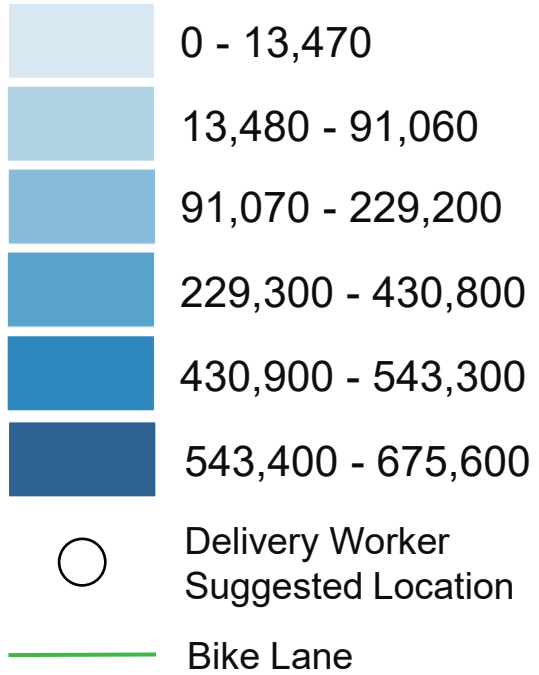
- **25 locations** for Certified Battery Swapping Cabinets
- Installation of underground **electrical connection** on DOT right-of-way
- Focused on areas with **most delivery activity and e-bike usage**
- **Builds on pilot program** that demonstrated high demand and reduced risks

**\$3 million**

NYSERDA Clean Mobility Program



# Number of Deliveries Made Per Area (Square Mile) Q4, 2021



# Part of a System-wide Approach to E-bike Safety

Pathways to the **safe and equitable** expansion of **e-bike and micromobility access**



Safe charging infrastructure **in addition to** DOT efforts on:



**Education** on safe riding practices and fire safety



**Bike lane expansion** with smart design



**Holding apps accountable** for device safety and riding behavior

# What is a Battery-Swapping Cabinet? How does it work?

*On average, swapping a battery will take less than 60 seconds.*

## Step 1

Scan a QR code

## Step 2

Select battery

## Step 3

Switch out battery

## Step 4

Ride away!



**Swobbee  
cabinet**



**PopWheels  
cabinet**



# What is a Battery-Swapping Cabinet?








Cabinets are a **safer alternative** to charge e-bike batteries












- **Certified to UL Standards**, weather- and theft-proof, with **fire safety features**, including fire containment
- System provides workers with **certified batteries** and **proactively monitors battery health**
- Each cabinet serves up to 100 workers per day at peak; **25 locations supports ~2,500 swaps per day**
- The program is designed to be financially **self-sustaining** through the selected vendor's membership fee
- Selected vendor(s) will be responsible for **site maintenance and cleanliness**

# How did we identify potential sites? What was considered?

## Priority near...

-  Restaurant hotspots
-  High delivery zones
-  Bike lanes
-  Delivery worker proposed sites
-  Major streets
-  Bike Parking Only zones
-  Wider sidewalks

## Clearances from...

-  Bus stops
-  Entrances
-  Utility covers
-  Tree pits
-  Fire hydrants
-  Standpipes and Fire Connections
-  LinkNYC
-  Parking meters
-  Mailboxes
-  Drive rails
-  Benches
-  Planters
-  Newsstand
-  Streetlights

## Other Considerations

- Pedestrian flow
- Bike flow
- Clear path
- Historic districts
- Flood zones
- Street vendors
- Art installations
- Bridges
- Vehicular Visibility
- Dining Out NYC
- Capital projects
- Schools
- Religious institutions
- Priority Investment Areas
- Curb regulations
- Furnishing zones

# Considerations



## Congregation

Quick interaction with technology takes less than a minute



## Clear Path

Guided by DOT's Pedestrian Mobility Plan to protect clear path on busy sidewalks



## Fire Safety

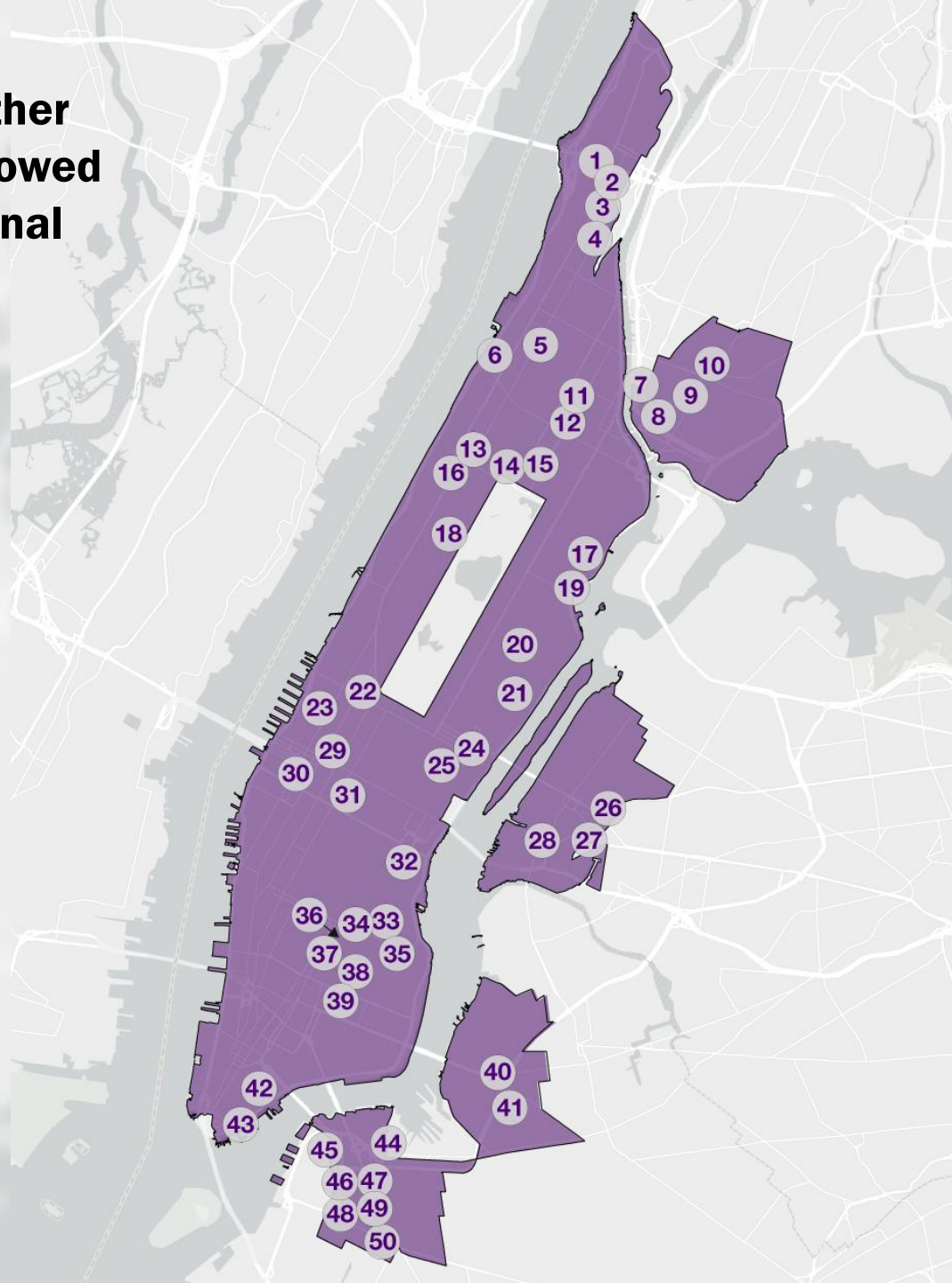
Coordinating closely with FDNY, tech manufacturers, and standard groups on fire safety



## Appearance

Aesthetics will be coordinated with DOT to integrate with streetscape

**These proposed sites and other suggested sites will be narrowed down to approximately 25 final locations**

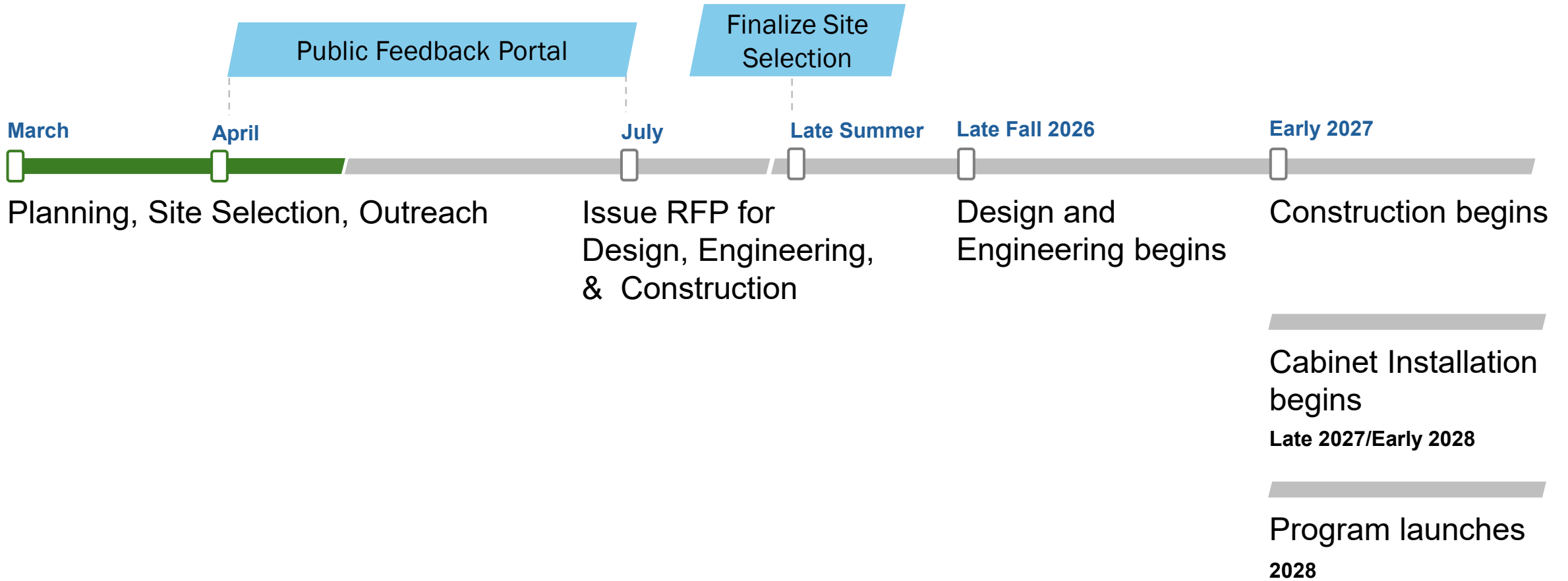


# Example Site with Clearances

On 1<sup>st</sup> Ave and E 103<sup>rd</sup> St, Southwest corner



# Timeline



**Site 34**

**On 2nd Ave at E 13th St, Southeast corner**

**MN03**

207 2nd Ave, New York, NY 10003



**Bike Rack to be relocated**

**Site 35**

**On E 14th St at Avenue A, Southeast corner**

**MN03**

500 E 14th St, New York, NY 10009



**Site 36**

**On Cooper Sq between E 5th St and E 6th St, West block**

**MN03**

32A Cooper Sq, New York, NY 10003



Site 38

On 1st Ave at E 5th St, Southwest corner

MN03

81 1st Ave, New York, NY 10003



**Bike Rack to be relocated**

**Site 39**

**On E 1st St at 1st Ave, Southeast corner**

**MN03**

76 E 1st St, New York, NY 10009



**Drive rail to be relocated**

# Public Feedback Portal

## Share Your Feedback

NYC DOT is gathering public input to help shape our Public E-Bike Charging (PEC) program. This spring we're asking for your feedback on the proposed e-bike battery swapping cabinet locations.

Your input will guide our next steps. We'll review comments on the proposed sites, refine the list of locations, and develop a prioritized short list to initiate the project's design phase.

Please submit your feedback by Friday, July 31th.

[Share your feedback on the proposed locations](#)

## Why Battery Swapping Cabinets?



Feedback on Preliminary Site 25 located on 2nd Ave at E 57th St, Northeast corner \*



## Share Your Feedback on NYC DOT's Proposed E-Bike Battery Swapping Cabinet Locations

English (United States)

The New York City Department of Transportation is gathering public input on the locations proposed below for e-bike battery swapping cabinets. Your feedback will help us narrow down this list to roughly 25 final locations. In some neighborhoods, such as Downtown Brooklyn, DOT identified several feasible options near each other and is interested in feedback to help pick two or three sites to advance into the design phase. You may also propose alternative locations or leave a general comment about the program.

DOT prioritized locations near bike infrastructure and in areas with high levels of delivery activity. Generally, cabinets must be located at the curb, away from the building line. It is critical to maintain enough space for pedestrians to comfortably navigate the sidewalk. Cabinets can't be placed in front of a building entrance or too close to trees or other street furniture. For more information on our site selection process, see the Overview page here: <https://nycdotprojects.info/project/1995/overview>

When you submit this form, it will not automatically collect your details like name and email address unless you provide it yourself.

## Our Proposed Sites



# Immediate Next Steps

- Conduct outreach to stakeholders and gather feedback
- Finalize sites based on feedback
- Begin design and engineering later this year



# Thank You!

Questions?



[nyc.gov/DOT](https://nyc.gov/DOT)



nyc\_dot



nyc\_dot



NYCDOT



NYCDOT

**curb  
enthusiasm**

An NYC DOT Podcast