

September 16, 2025
Public Hearing

The current proposal is:

Preservation Department – Item 5, LPC-26-01659

634 Avenue of the Americas – Ladies' Mile Historic District

Borough of Manhattan

To testify virtually, please join Zoom

Webinar ID: 161 307 6826

Passcode: 203639

By Phone: 646-828-7666 (NY)

833-435-1820 (Toll-free)

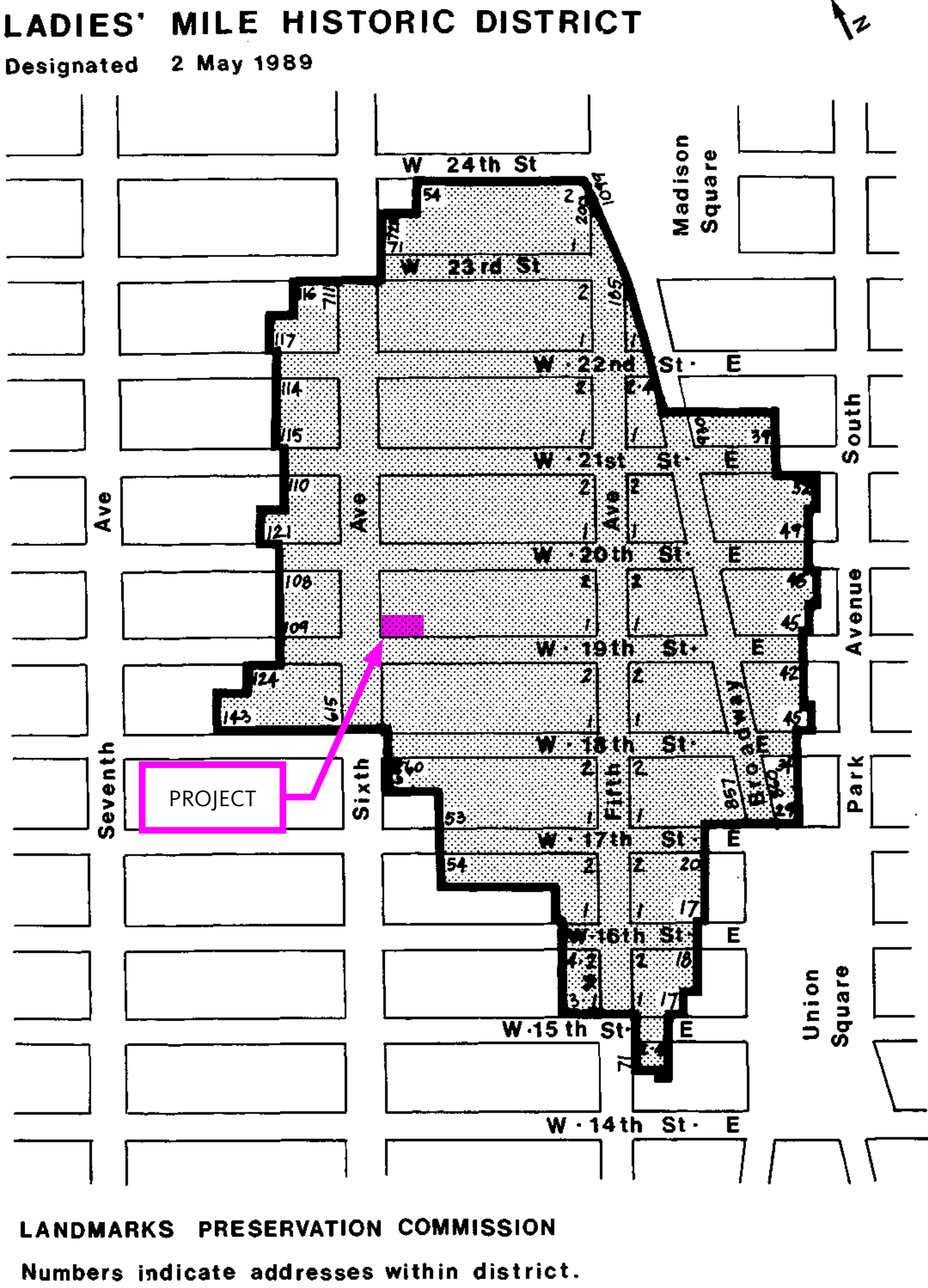
833-568-8864 (Toll-free)

Note: If you want to testify virtually on an item, join the Zoom webinar at the agenda's "Be Here by" time (about an hour in advance). When the Chair indicates it's time to testify, "raise your hand" via the Zoom app if you want to speak (*9 on the phone). Those who signed up in advance will be called first.

636 SIXTH AVENUE

MANHATTAN HEALTH CENTER:

LPC PRESENTATION






EXISTING



PROPOSED



**EXISTING AND HISTORIC
CONTEXT**



ca 1903 (LOC)



ca 1940 (NYMA)



ALONG SIXTH AVENUE ca 1981 (SOURCE UNKNOWN)



ALONG W19TH STREET ca 1989 (LPC DESIGNATION PHOTO)



SIXTH AVENUE ELEVATION



WEST 19TH STREET ELEVATION (WEST SECTION)



WEST 19TH STREET ELEVATION (MIDDLE SECTION)



WEST 19TH STREET ELEVATION (EAST SECTION)



SIXTH AVENUE
STOREFRONTS



WEST 19TH STREET
STOREFRONTS



WEST 19TH STREET
STOREFRONTS




EXISTING OFFICE
ENTRANCE, WEST 19TH
STREET



BAY WINDOW DETAIL, SIXTH AVENUE AND WEST 19TH STREET



ARCHED WINDOW DETAIL, WEST 19TH STREET




EXISTING ROOFTOP ADDITION, FACING NORTHEAST (LPC APPROVED 2012)

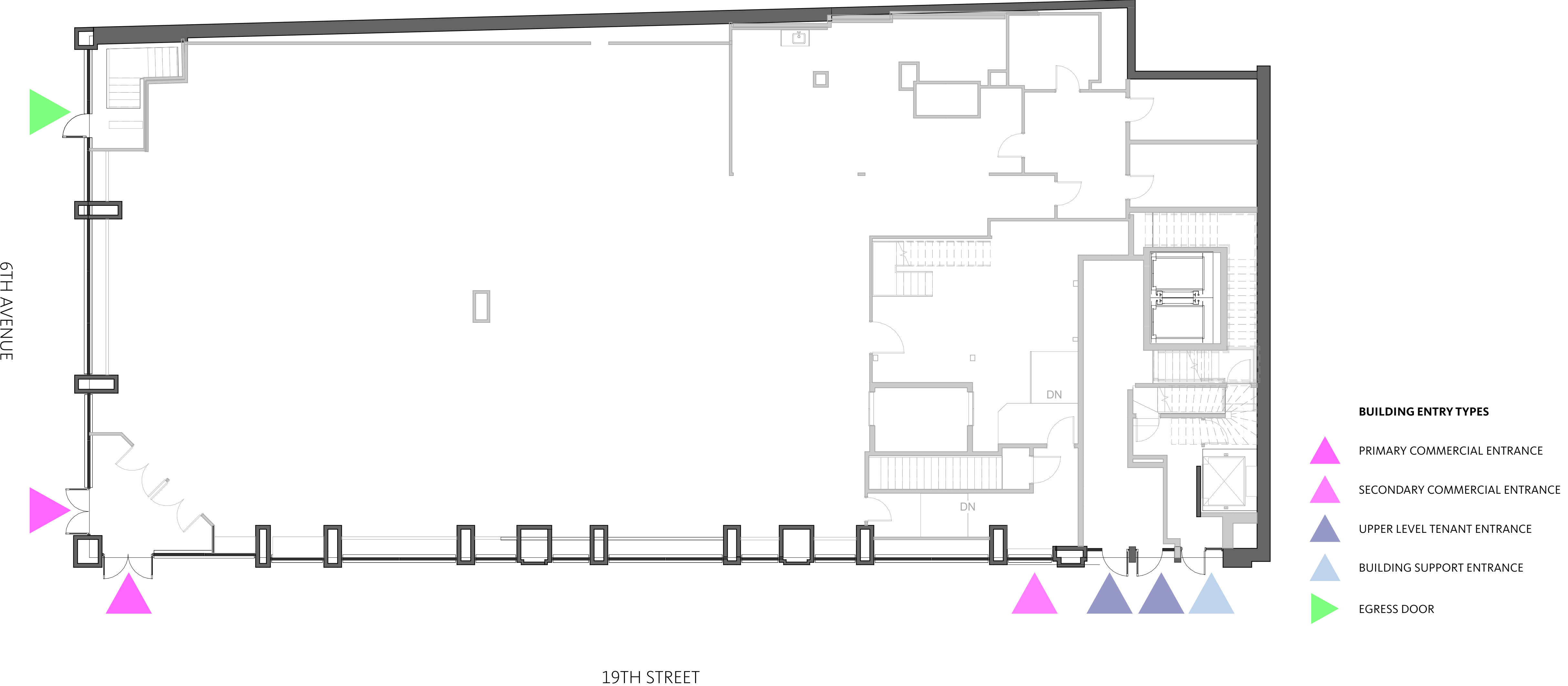


EXISTING ROOF CONDITIONS, FACING EAST

**1ST FLOOR STOREFRONT
AND SIGNAGE**

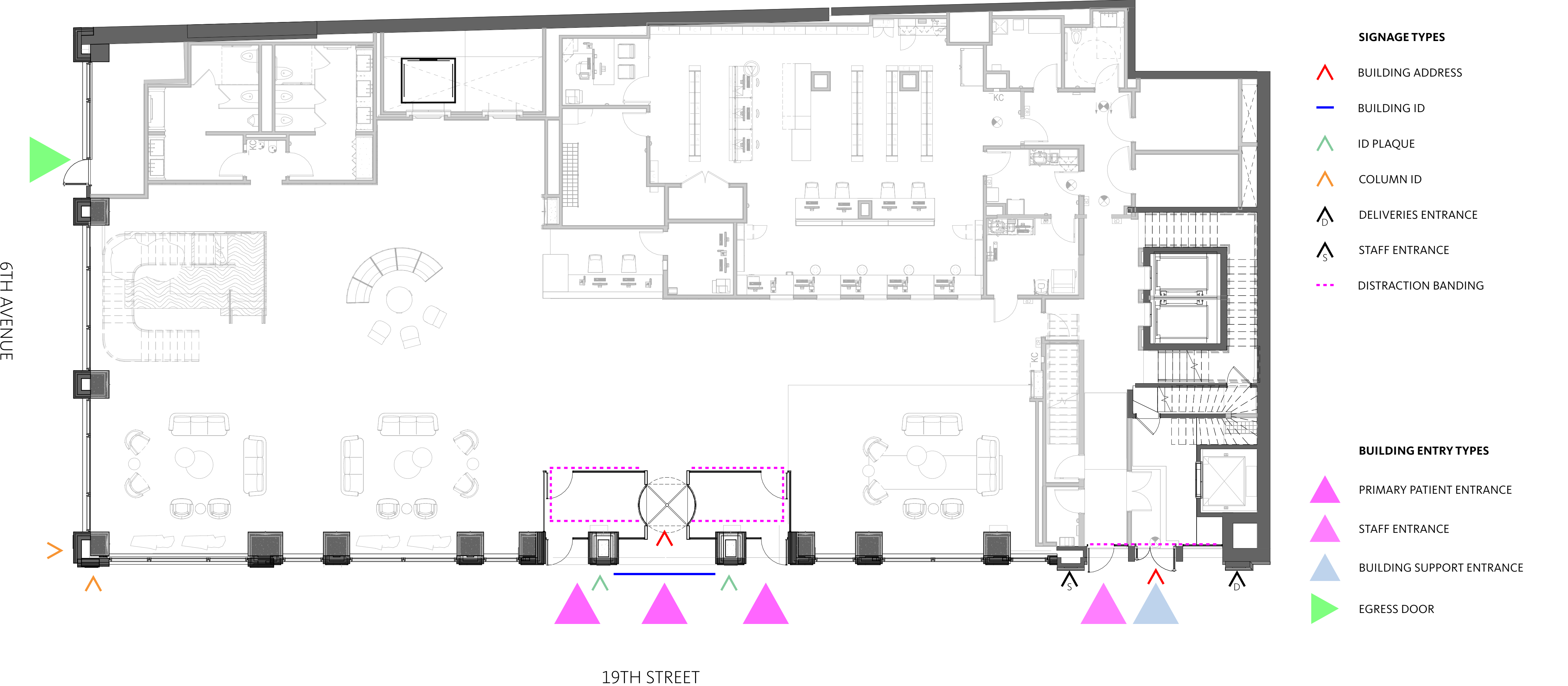


EXTENT OF STOREFRONT
RENOVATION

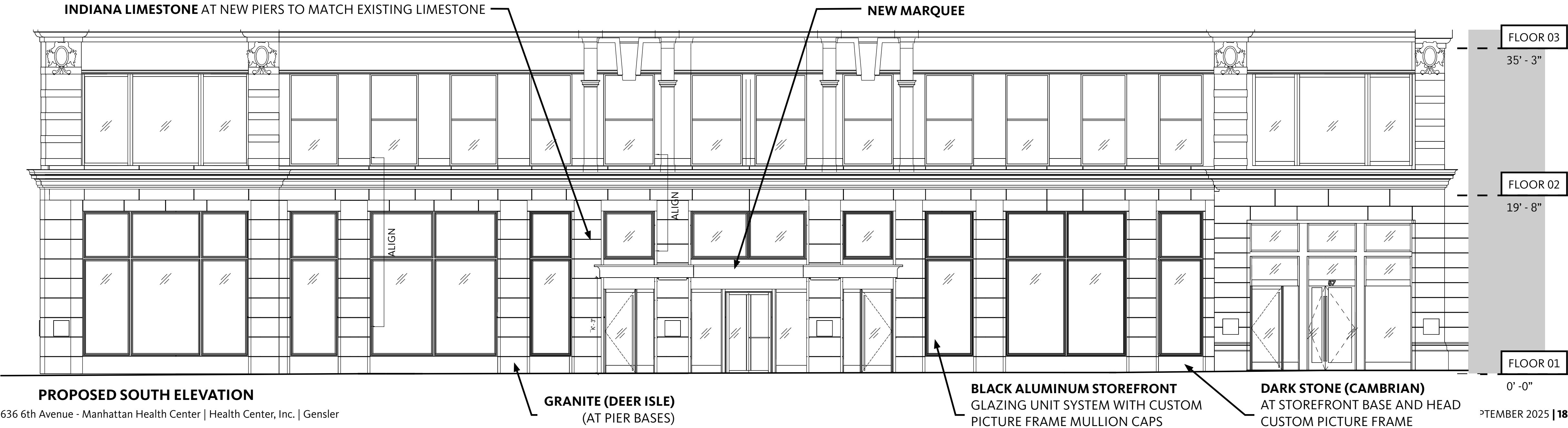


PROPOSED GROUND FLOOR PLAN

LPC-16









SIMPSON CRAWFORD & SIMPSON BUILDING
635-649 SIXTH AVE - 1900-1902
WILLIAM H. HUME & SON



CAMMEYER BUILDING
650 SIXTH AVE - 1892
HUBERT, PINSON & HODDICK



PRICE BUILDING
604-612 SIXTH AVE - 1910-1912
BUCHMAN & FOX



635-641 SIXTH AVENUE



655 SIXTH AVENUE



149 FIFTH AVENUE



695 SIXTH AVENUE



160 FIFTH AVENUE



610 SIXTH AVENUE



EXISTING



PROPOSED



REFERENCING HISTORICAL INFLUENCE BY REALIGNING FLOOR 01 PIER PROPORTIONS TO UPPER LEVELS, INFILLING WITH FULL-HEIGHT STOREFRONT



EXISTING




PROPOSED




1
INDIANA LIMESTONE
AT NEW PIERS TO MATCH EXISTING LIMESTONE




2
GRANITE (DEER ISLE)
AT NEW PIER BASES



3
GRANITE (CAMBRIAN)
AT STOREFRONT BASE AND HEAD



4
BLACK ALUMINUM STOREFRONT
GLAZING UNIT SYSTEM WITH CUSTOM PICTURE FRAME MULLION CAPS

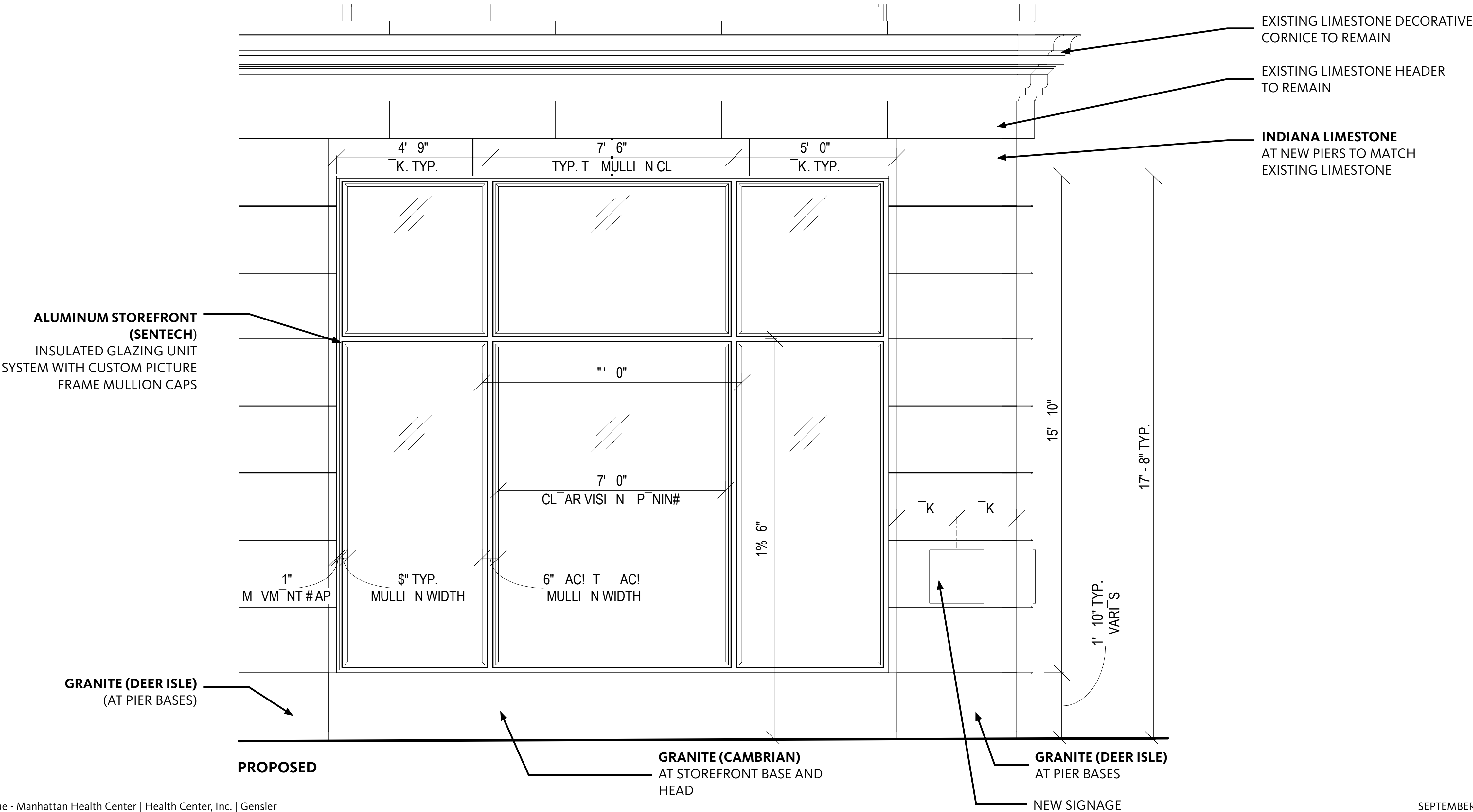


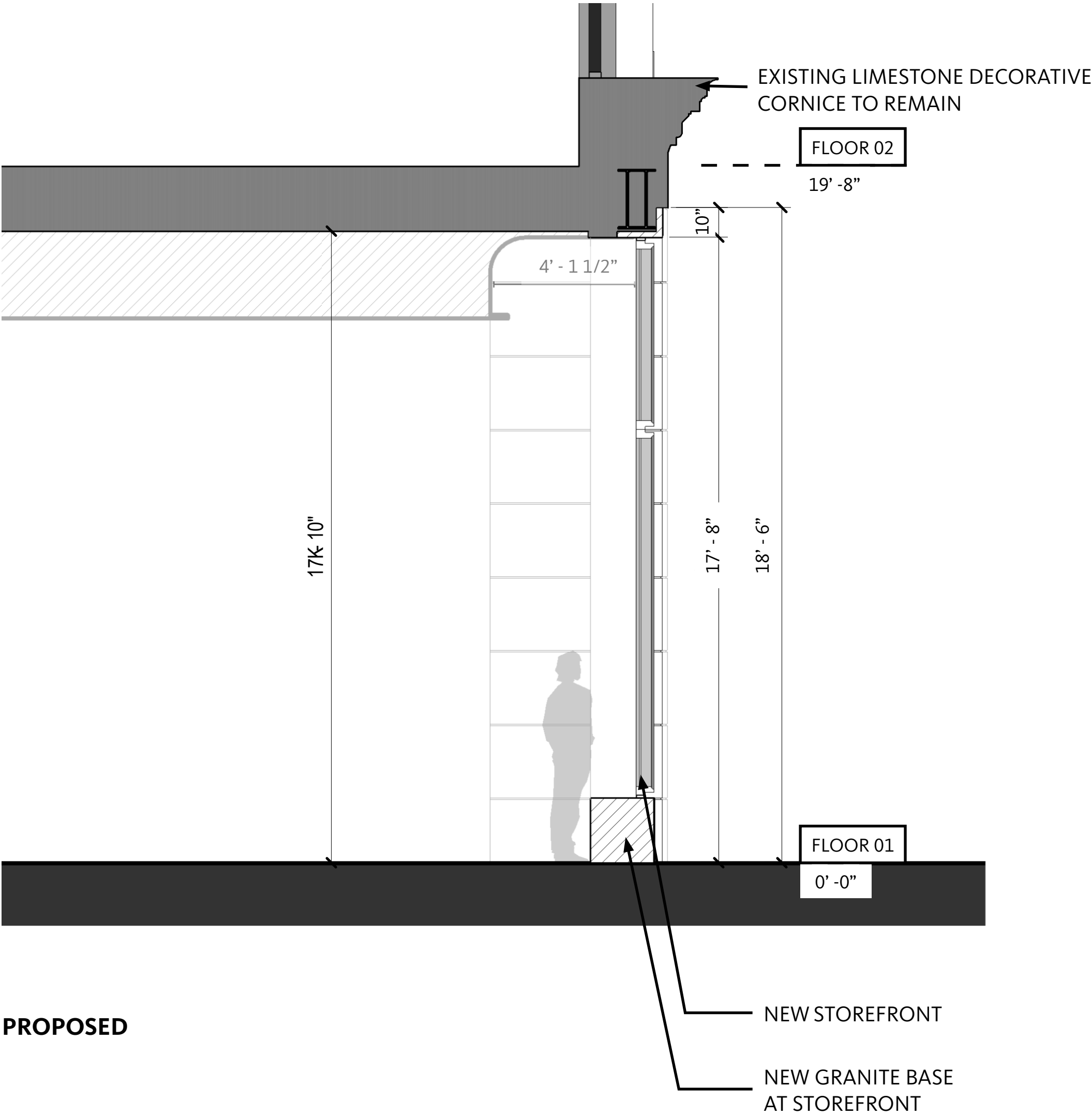
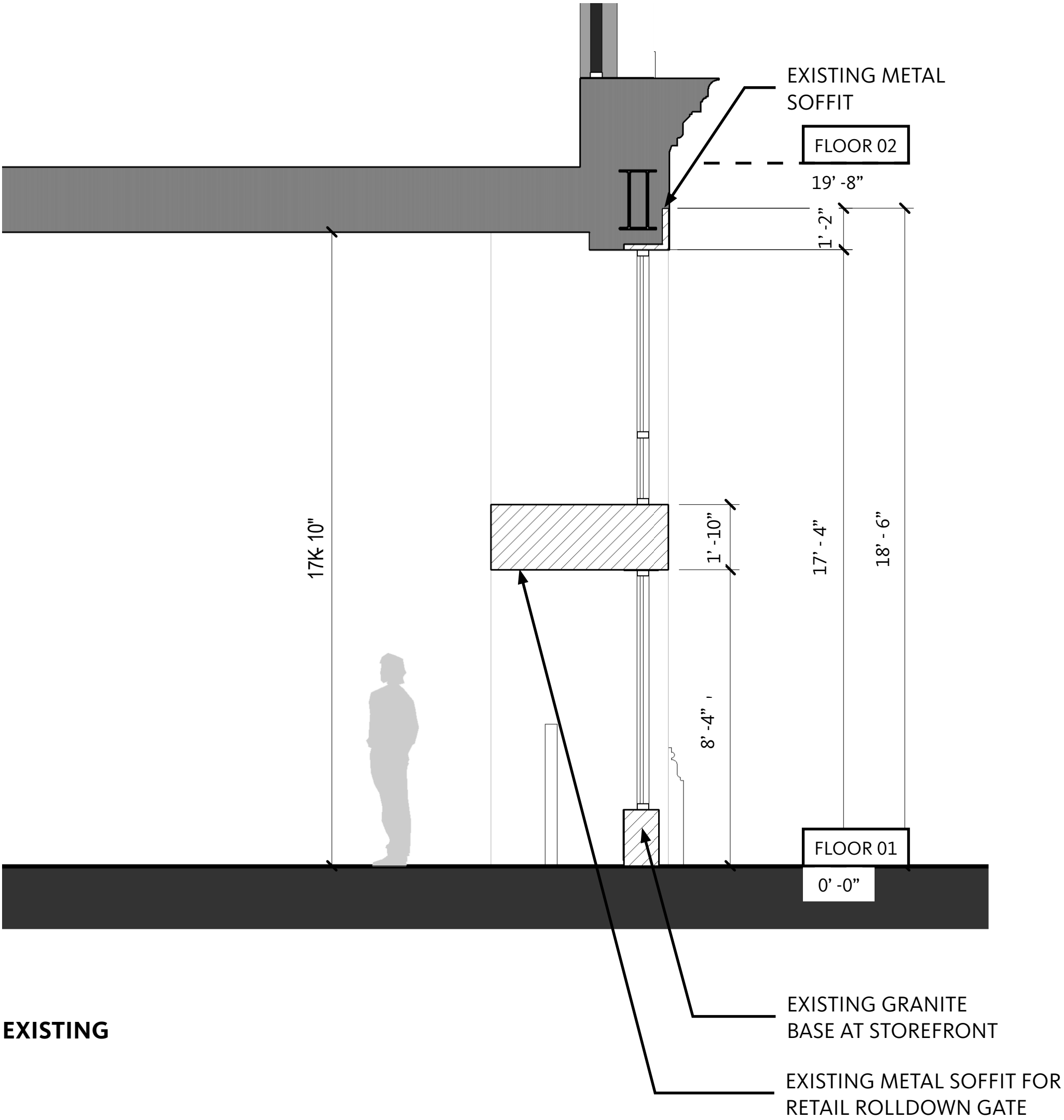
5
BLACK ALUMINUM PANELING
TO MATCH EXISTING WINDOW FRAMES

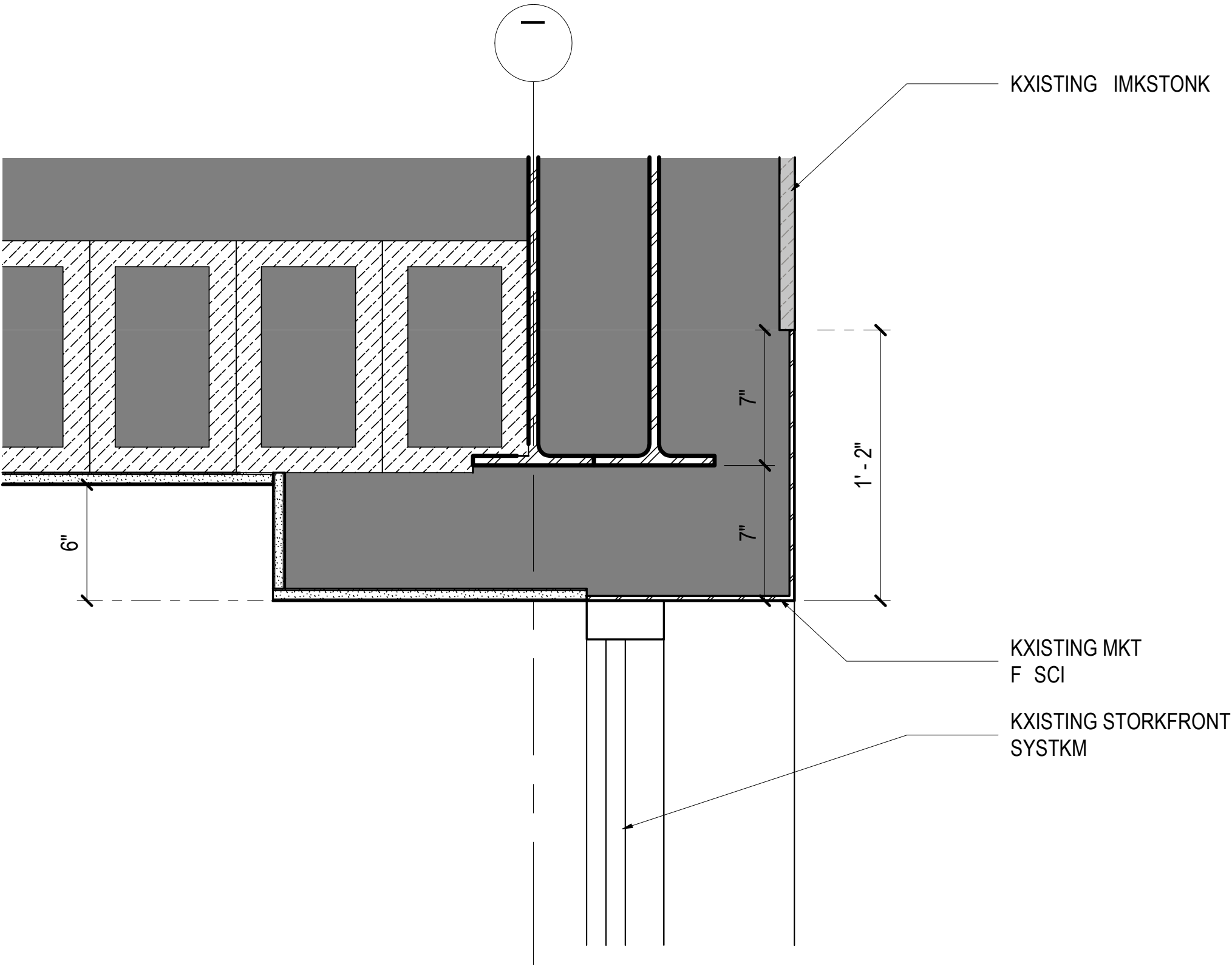


6
FLUTED GFRC PANEL
TO MATCH LIMESTONE

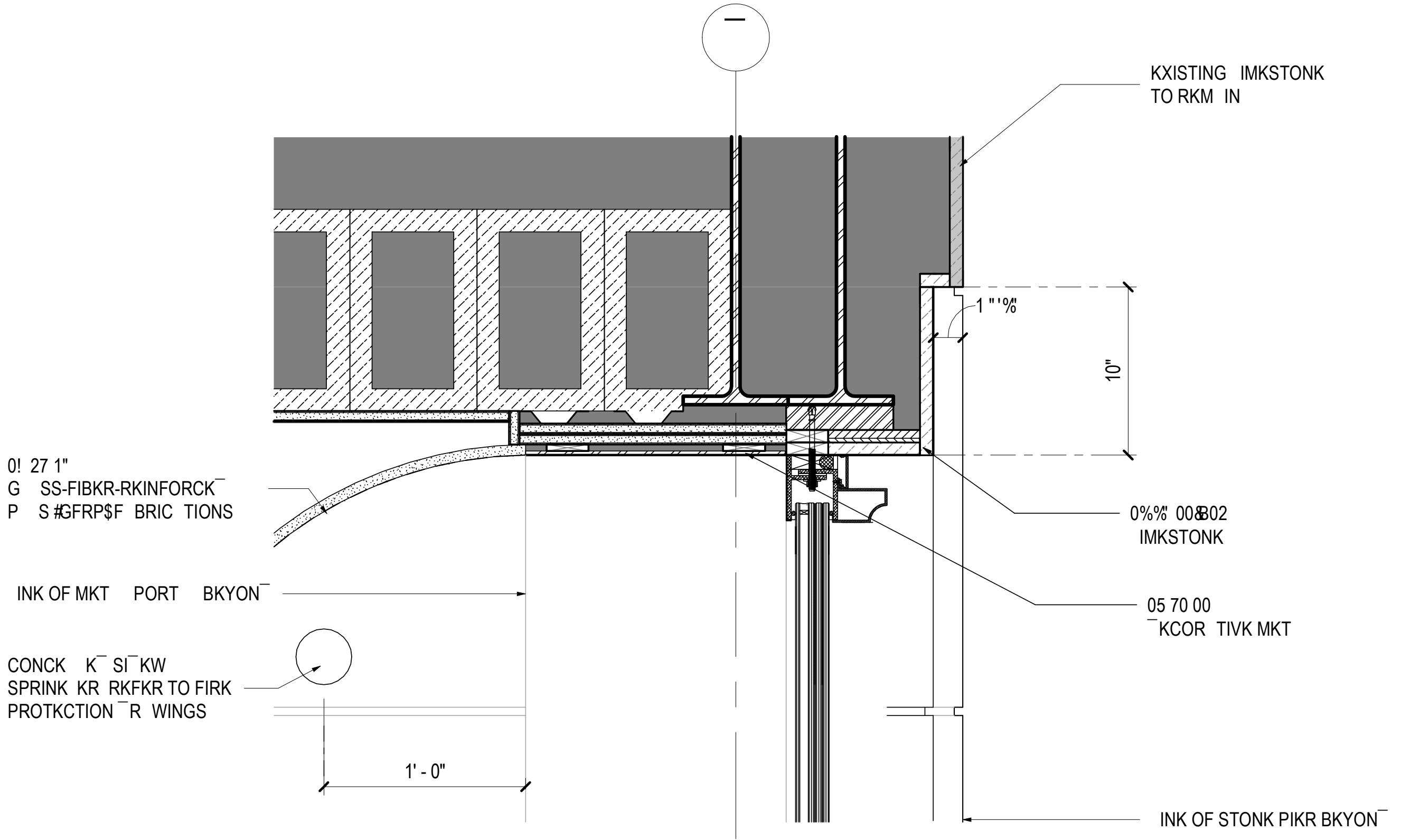




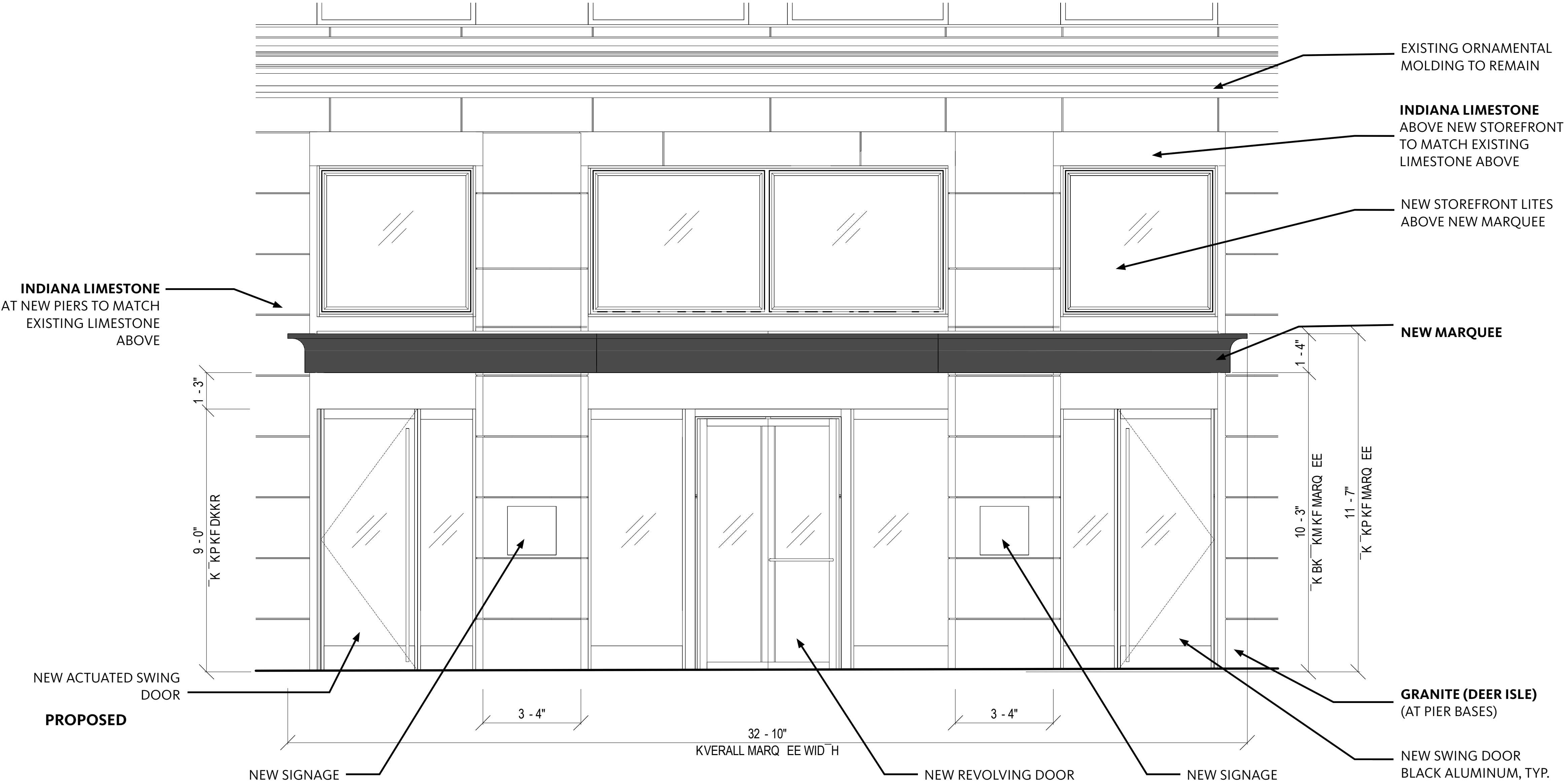


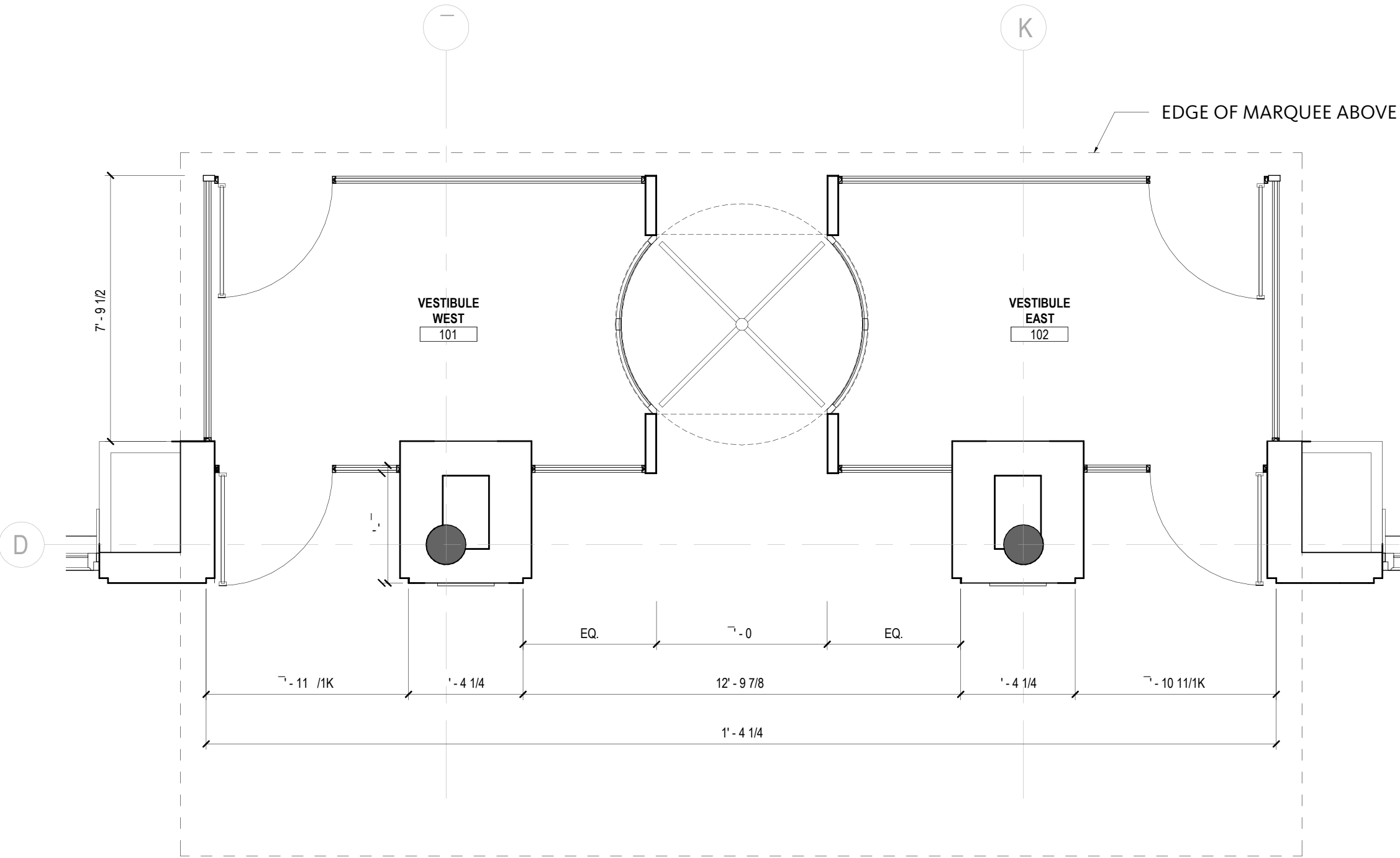


EXISTING SECTION DETAIL

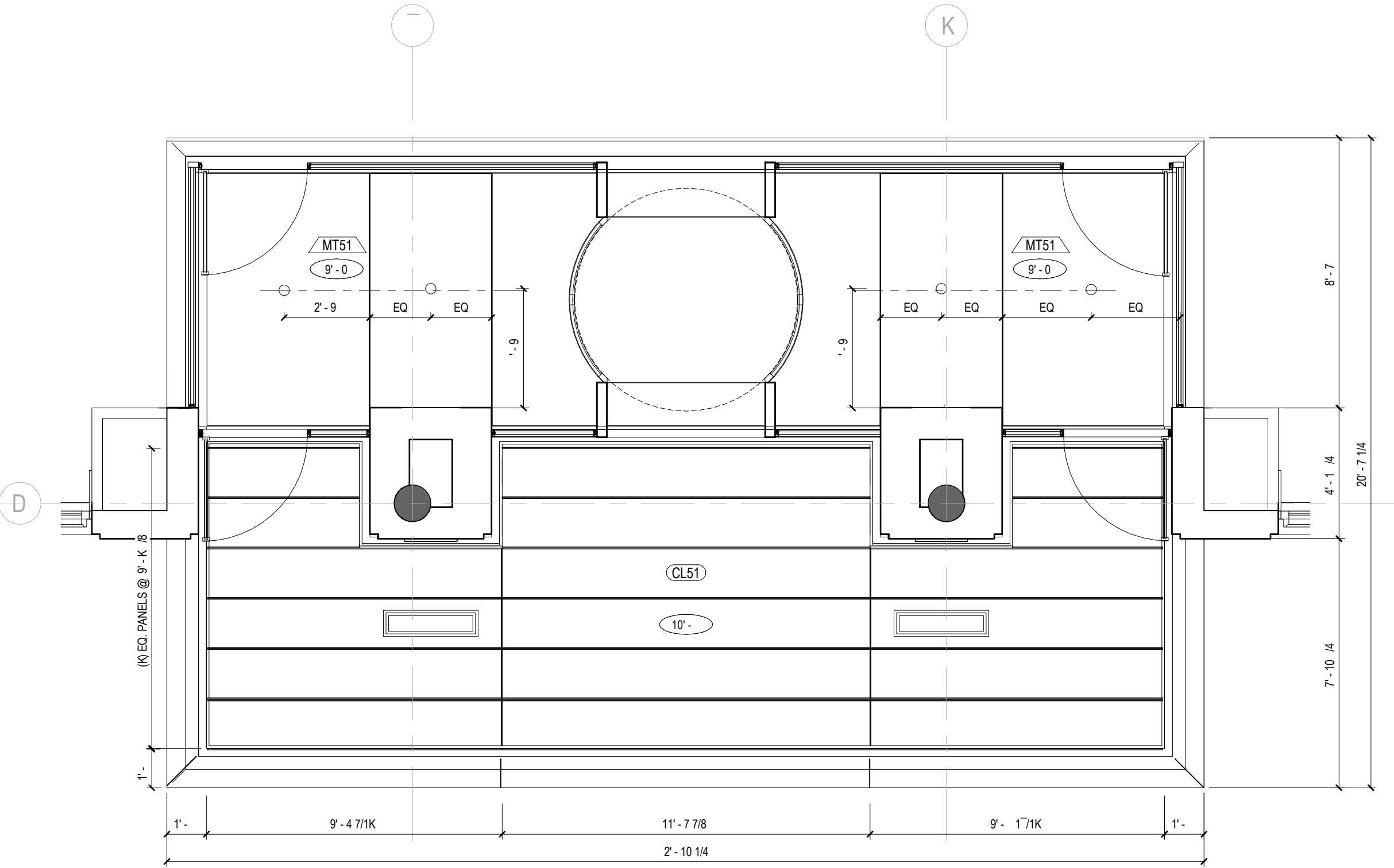


PROPOSED SECTION DETAIL





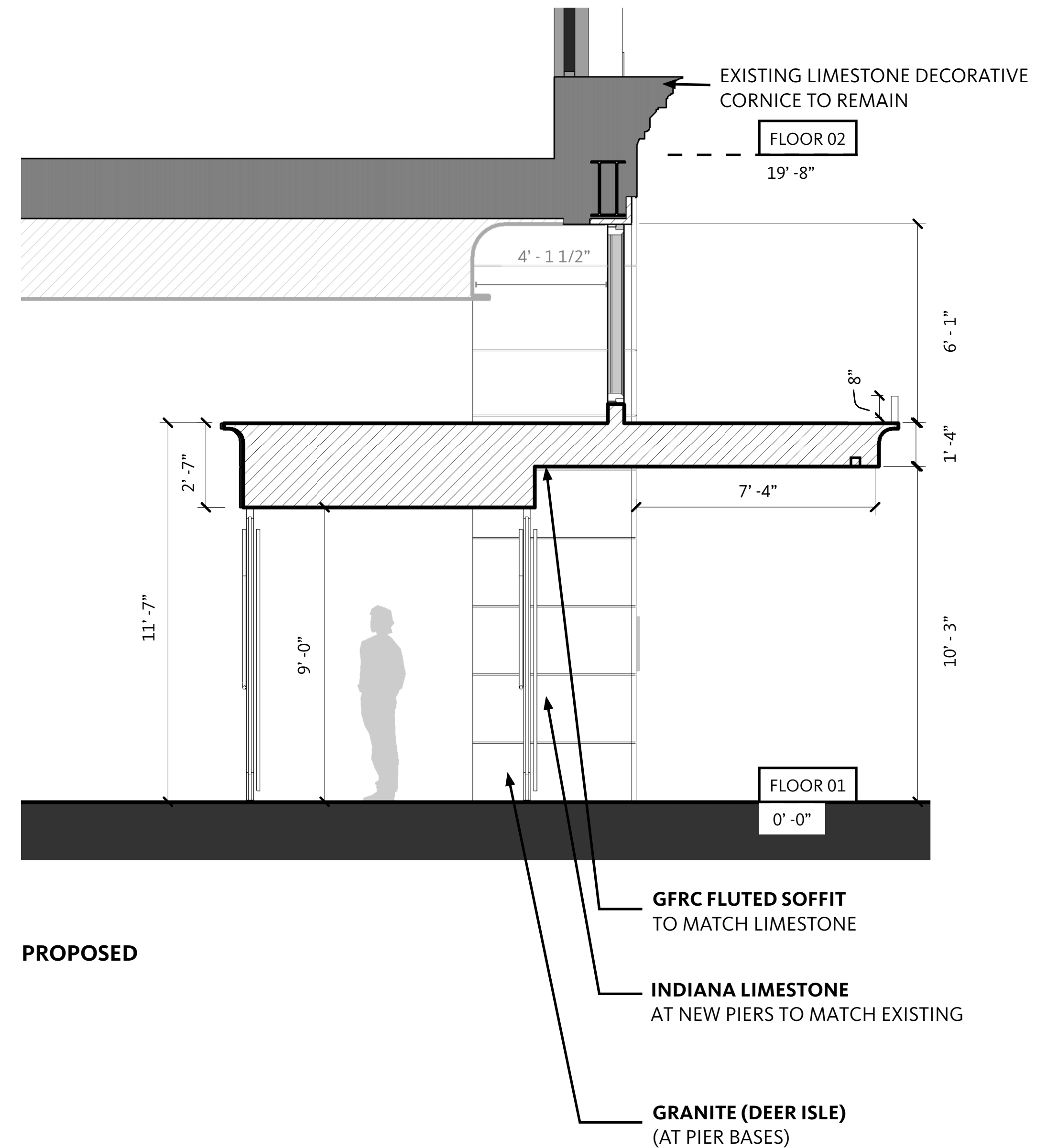
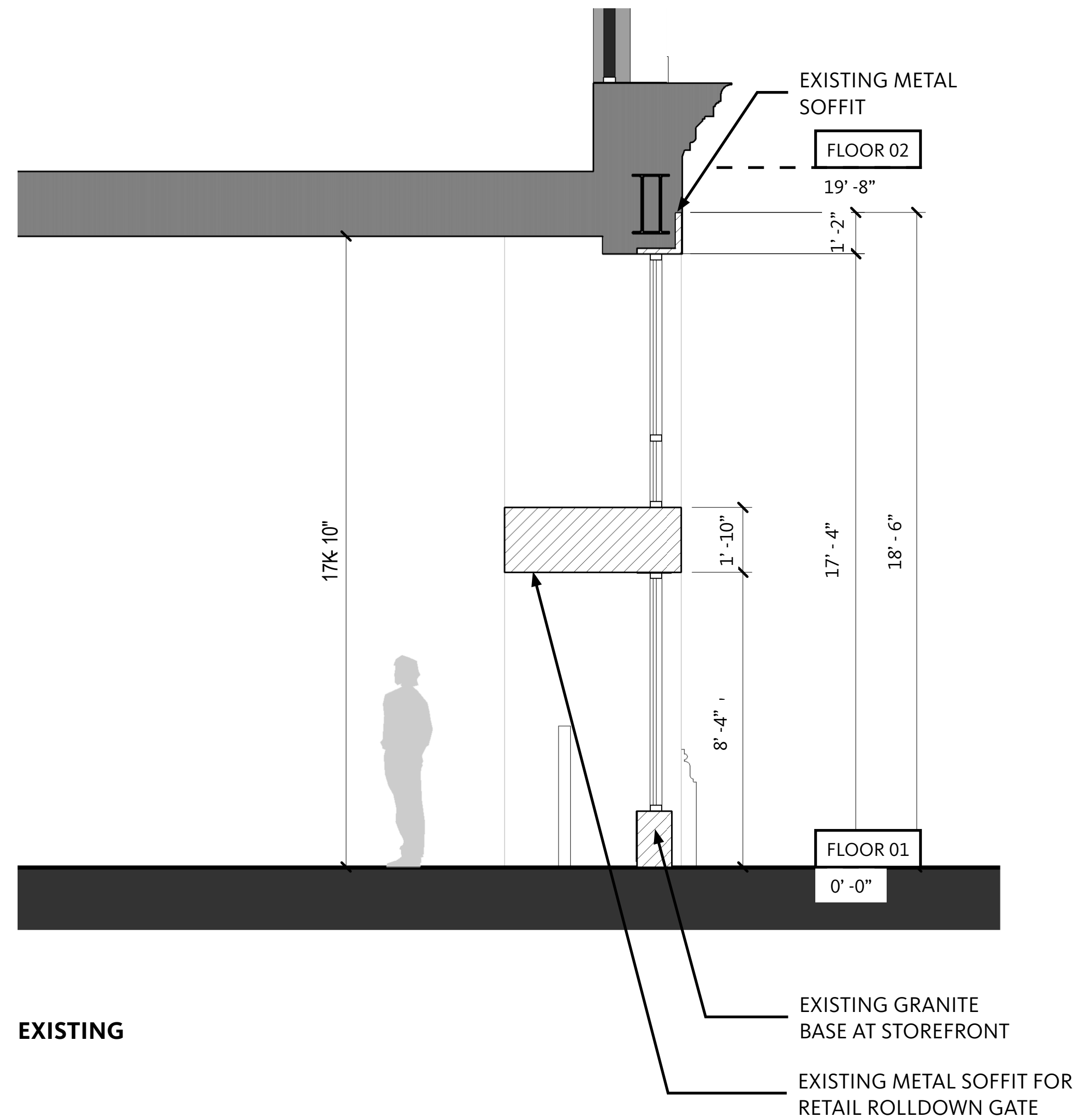
PROPOSED VESTIBULE PLAN



PROPOSED CEILING PLAN

PROPOSED NEW MARQUEE

LPC-33





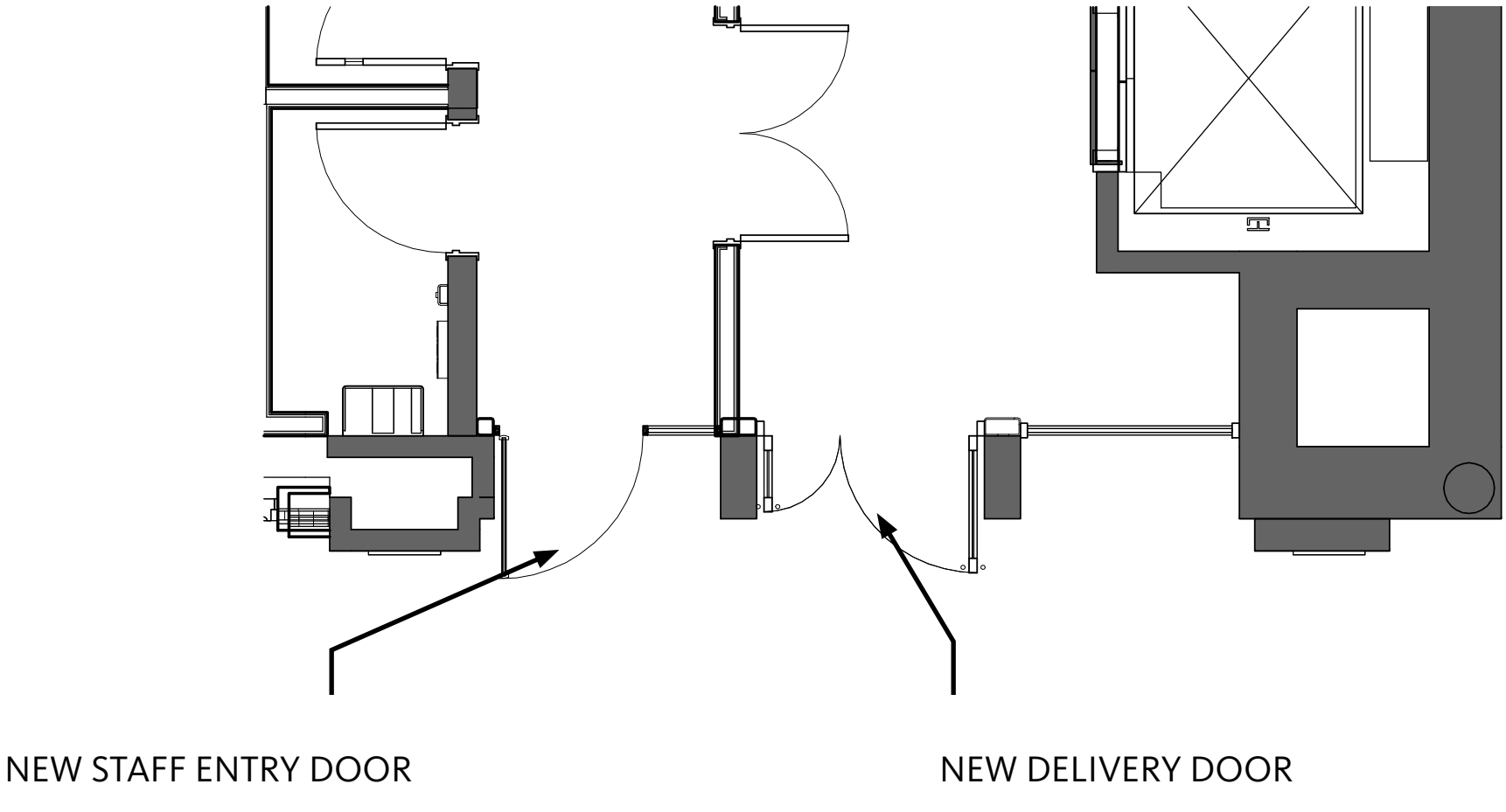
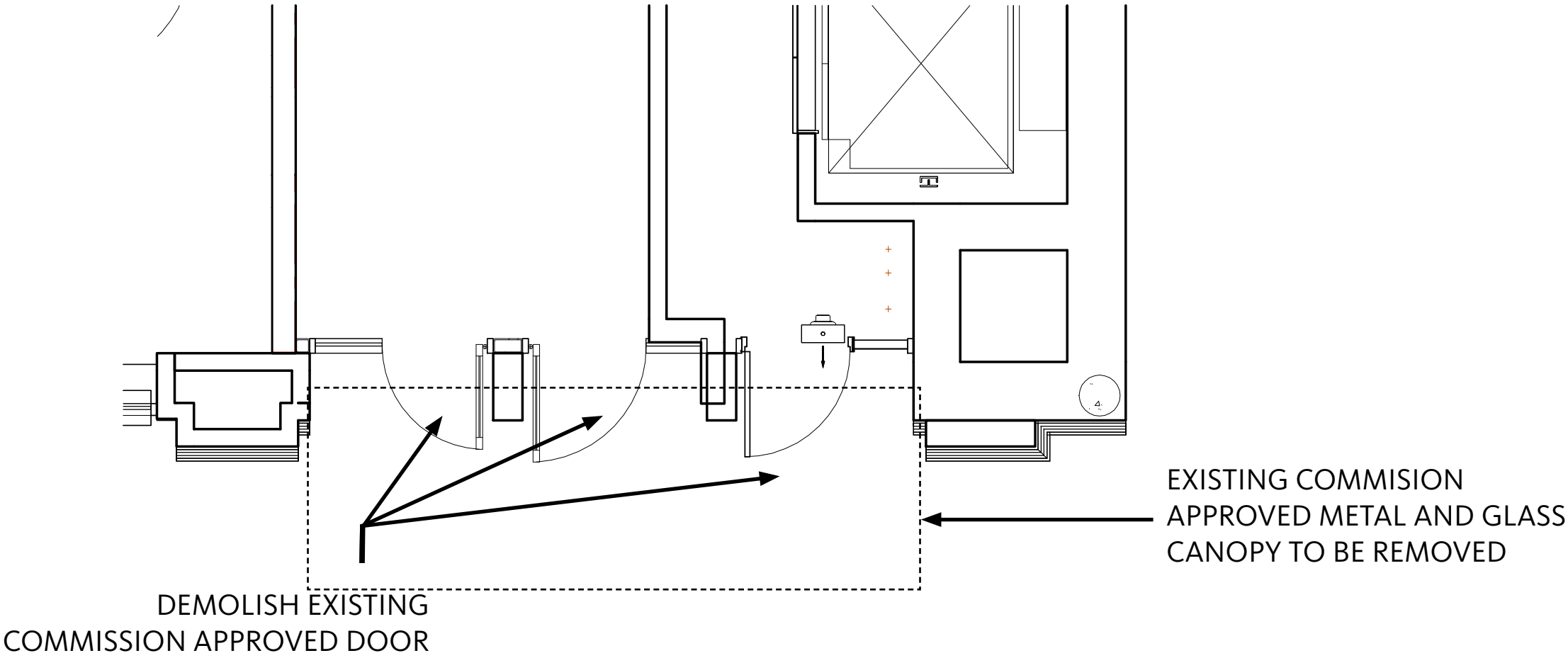
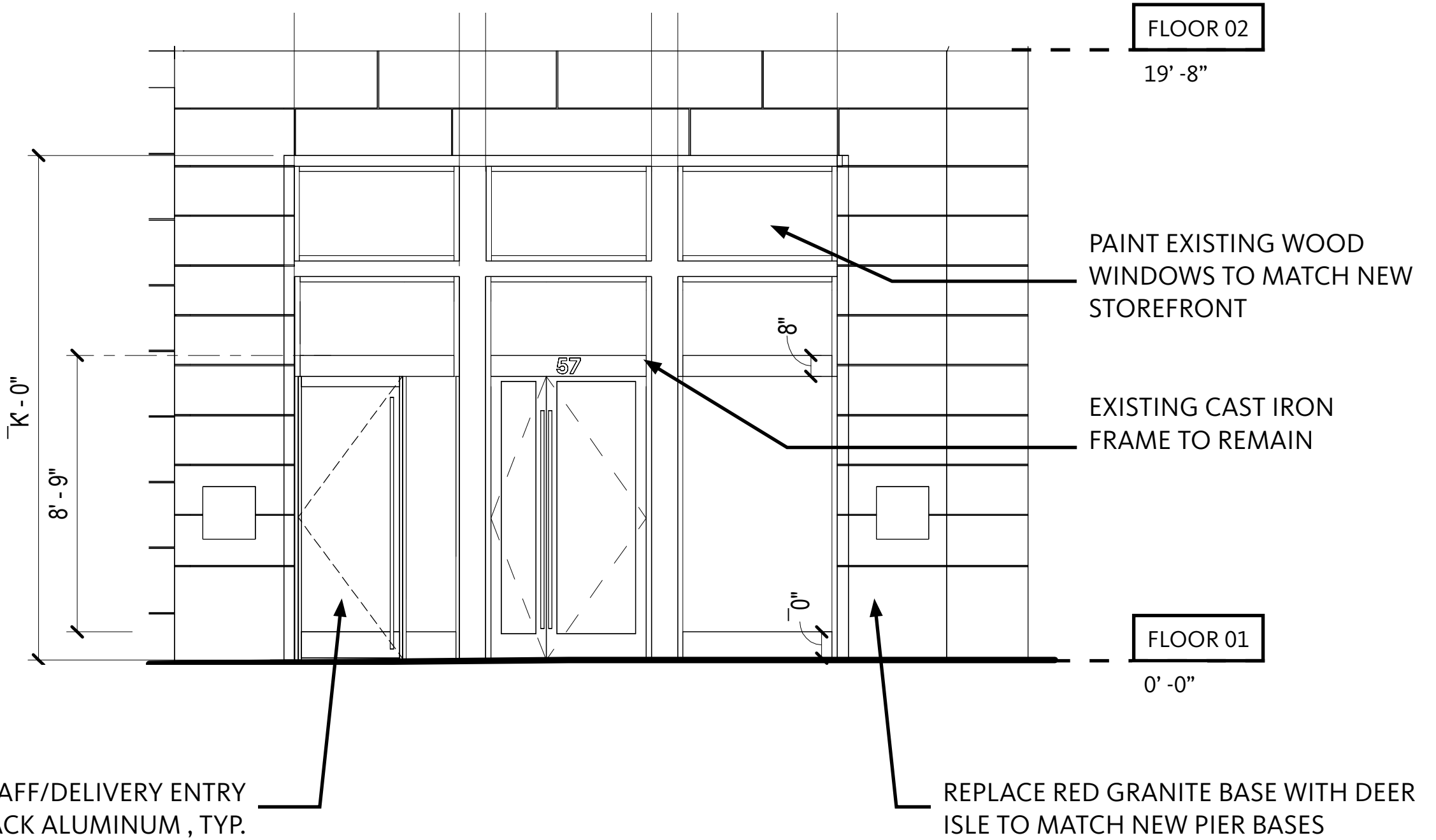
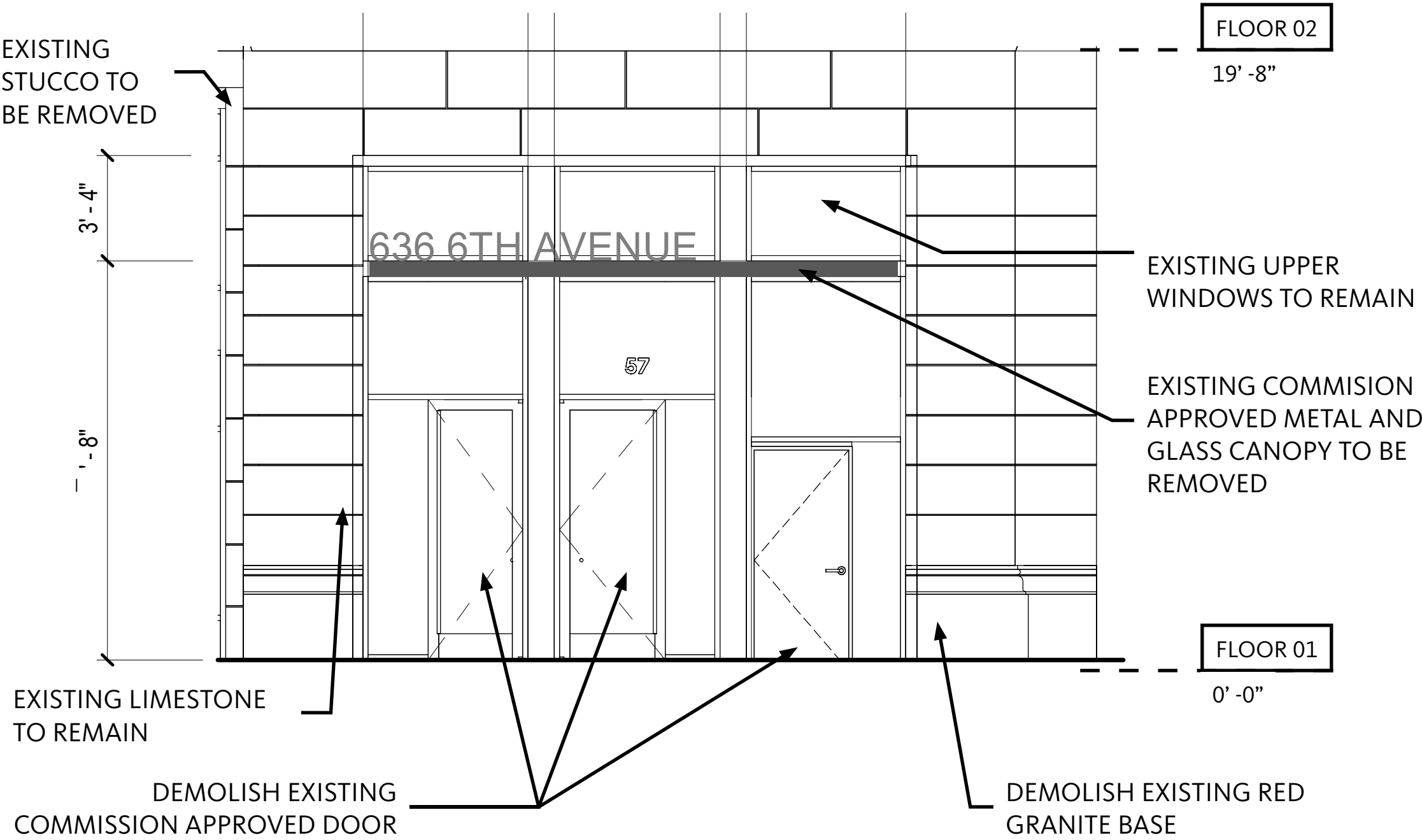
EXISTING



PROPOSED

PROPOSED SERVICE ENTRY STOREFRONT

LPC-35

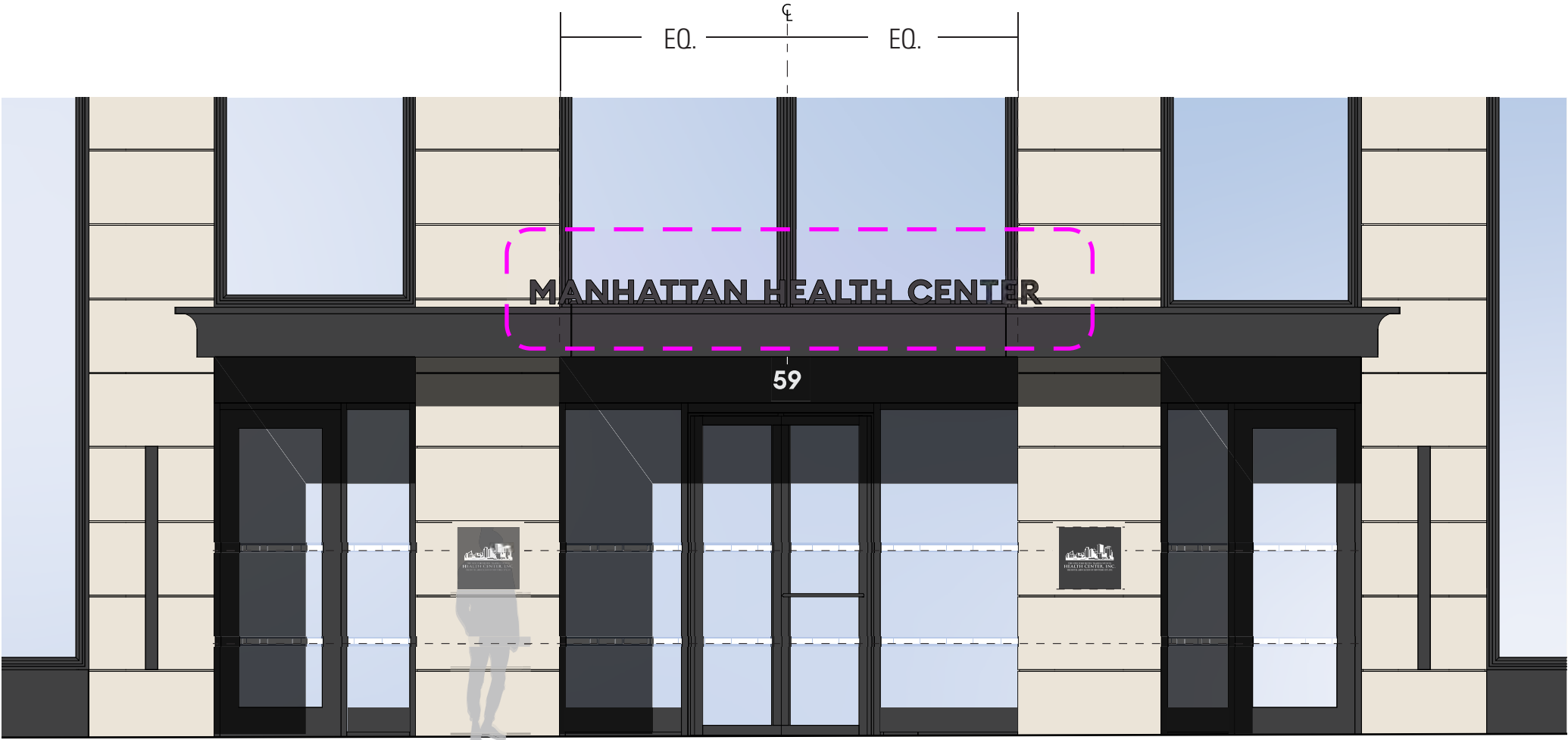


EXISTING

PROPOSED

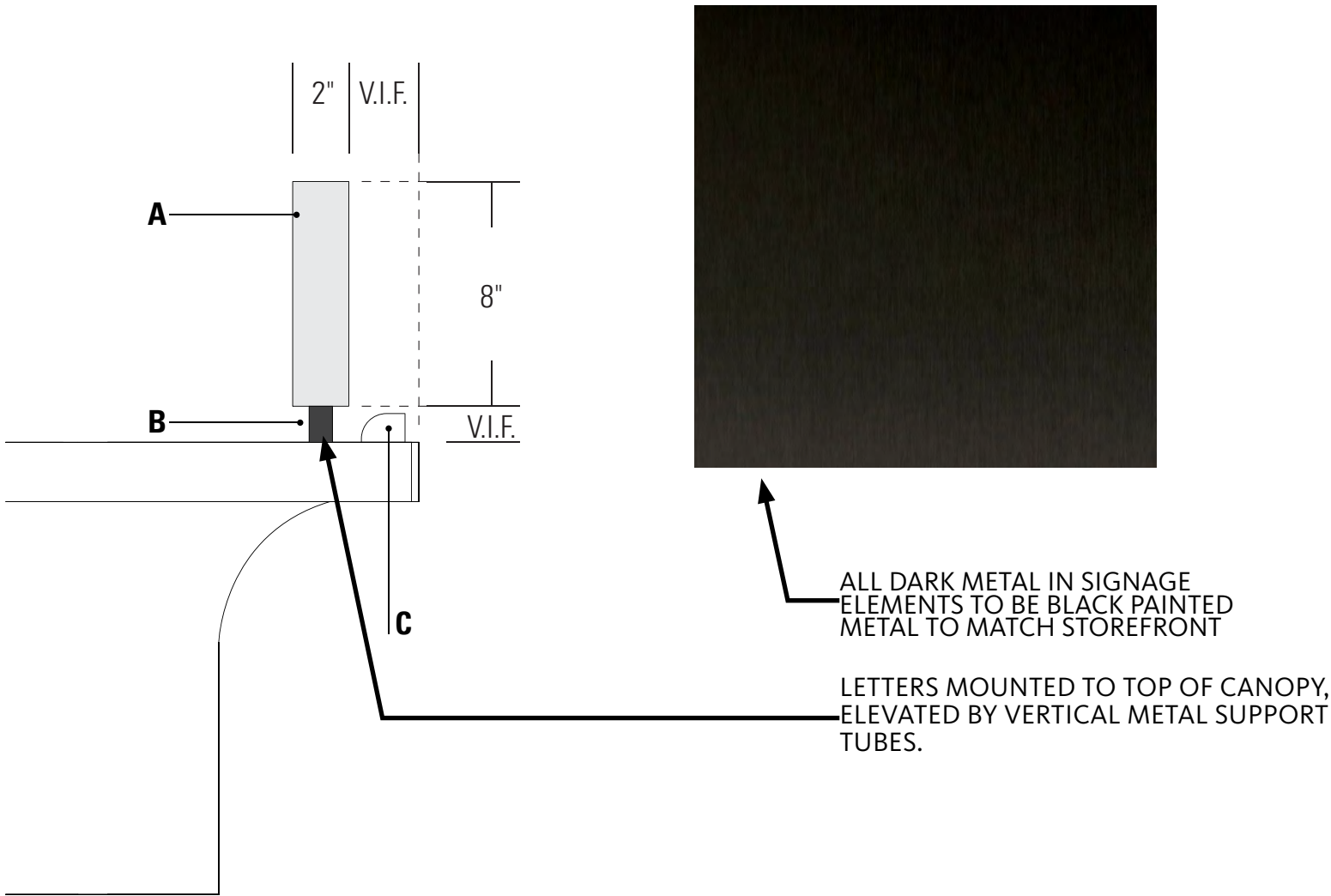
MANHATTAN HEALTH CENTER

1
DETAIL - BUILDING ID
3/4"=1'-0" TYPE A.1

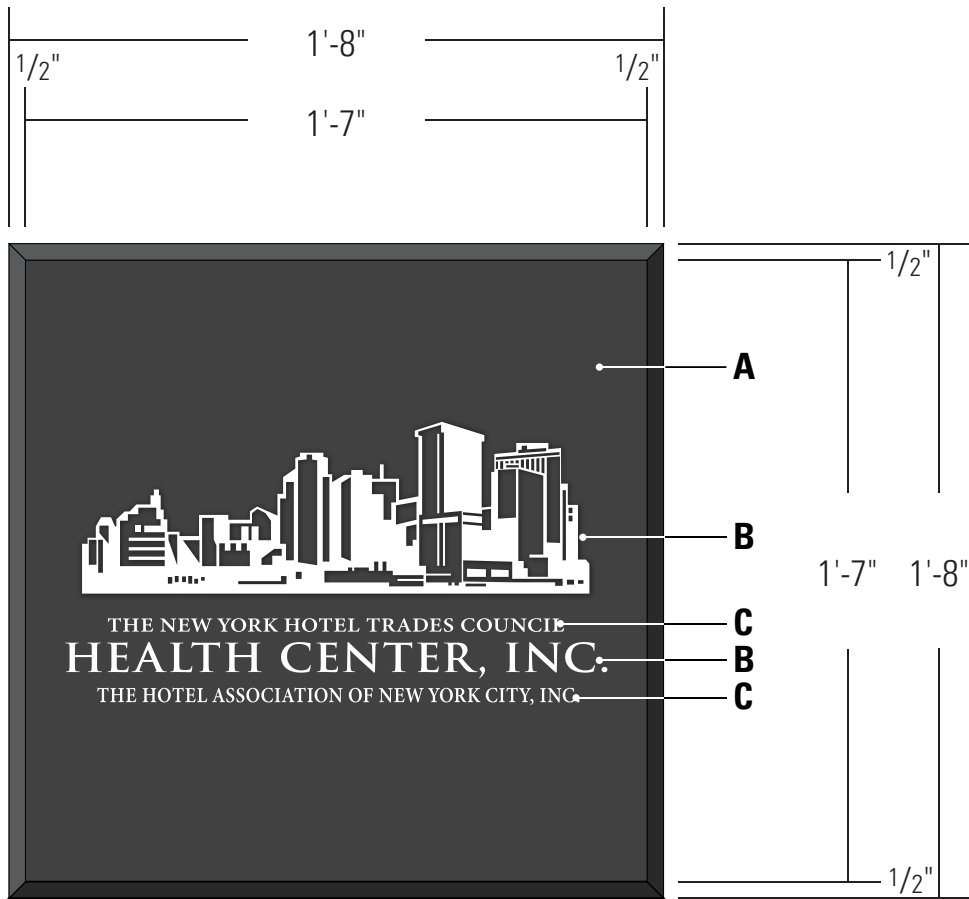


2
ELEVATION - WEST 19TH STREET / MAIN ENTRANCE
3/16"=1'-0" TYPE A.1

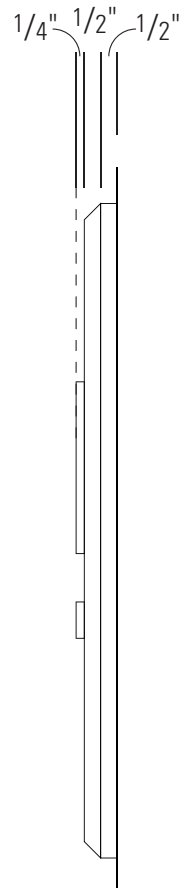
- A. 2 1/2" DEEP FABRICATED METAL LETTERS. BACK FACE TO BE ENCLOSED AND ALL SURFACES PAINTED. **PT2**
- B. LETTERS SPACED FROM TOP OF CANOPY. FABRICATOR TO FIELD VERIFY AND RECOMMEND IDEAL SPACING HEIGHT AND SETBACK FROM FRONT EDGE OF CANOPY FOR LIGHTING CONDITION. **PT1**
- C. LIGHTING FIXTURE BY OTHERS. FIXTURE OT UPLIGHT FACE OF LETTERS.



3
DETAIL - LETTER ON CANOPY
1 1/2"=1'-0" TYPE A.1



1 DETAIL - ID PLAQUE
1 1/2"=1'-0" TYPE B.1

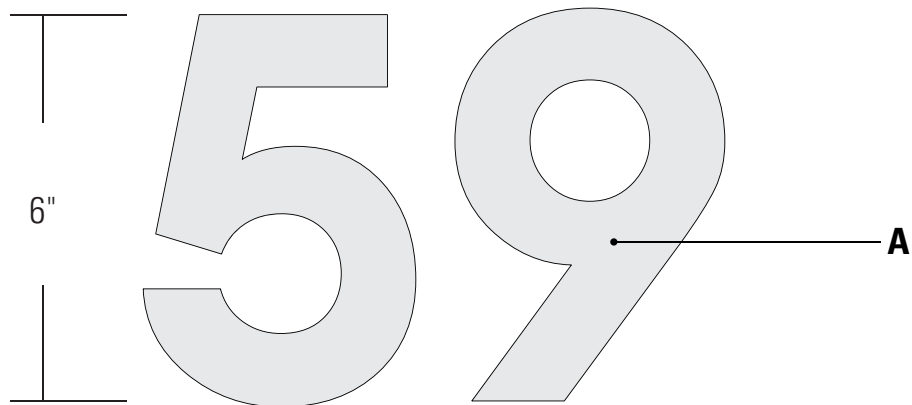


2 SIDE VIEW - ID PLAQUE
1 1/2"=1'-0" TYPE B.1

A. PAINTED METAL PANEL WITH 45° CHAMFERED EDGES. MOUNT TO FACE OF BUILDING WITH CONCEALED MECHANICAL FASTENERS. **PT1**

B. 1/4" DIMENSIONAL METAL LETTERS AND LOGO. APPLY TO FACE OF SIGN PANEL WITH CONCEALED FASTENERS. **PT2**

C. SCREENPRINTED TEXT. **PT2**

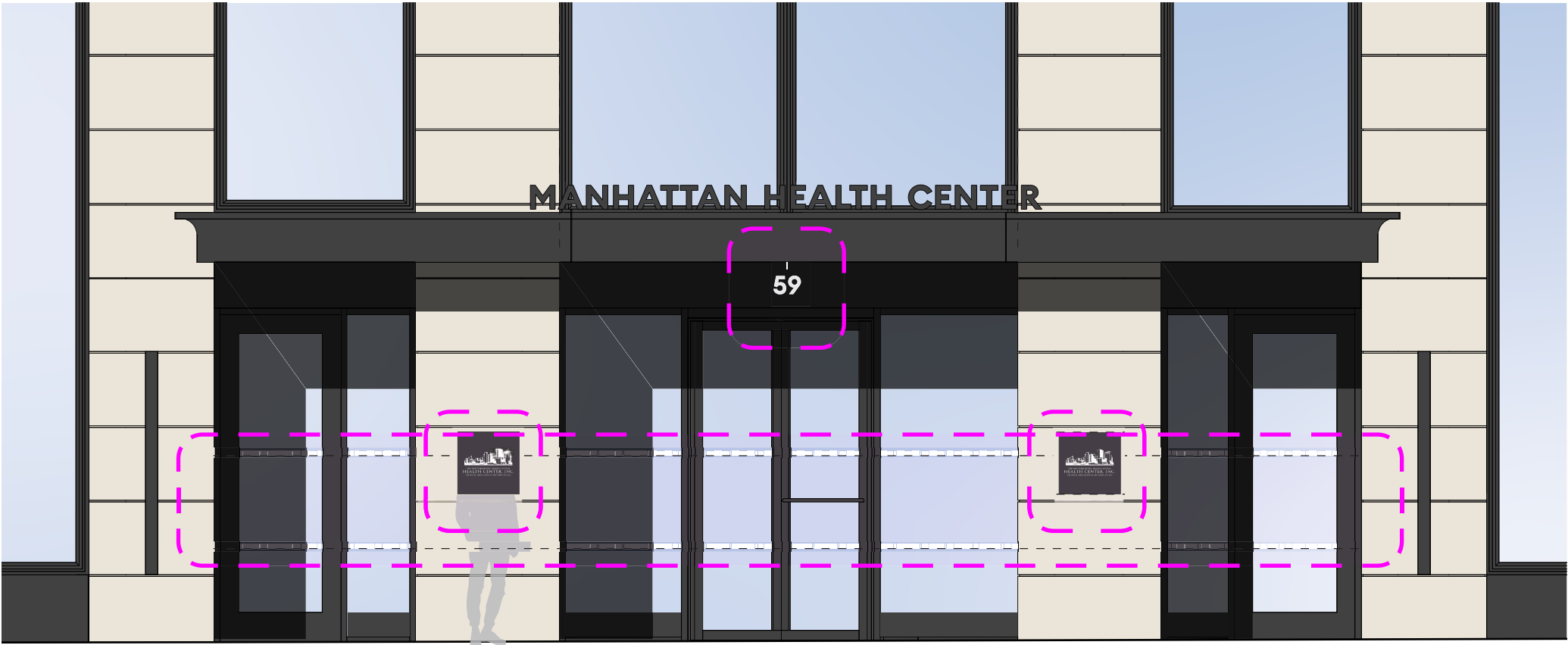
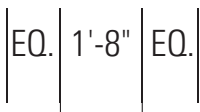
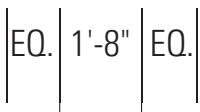


1 DETAIL - BUILDING ADDRESS / MAIN ENTRANCE
3"=1'-0" TYPE D.1

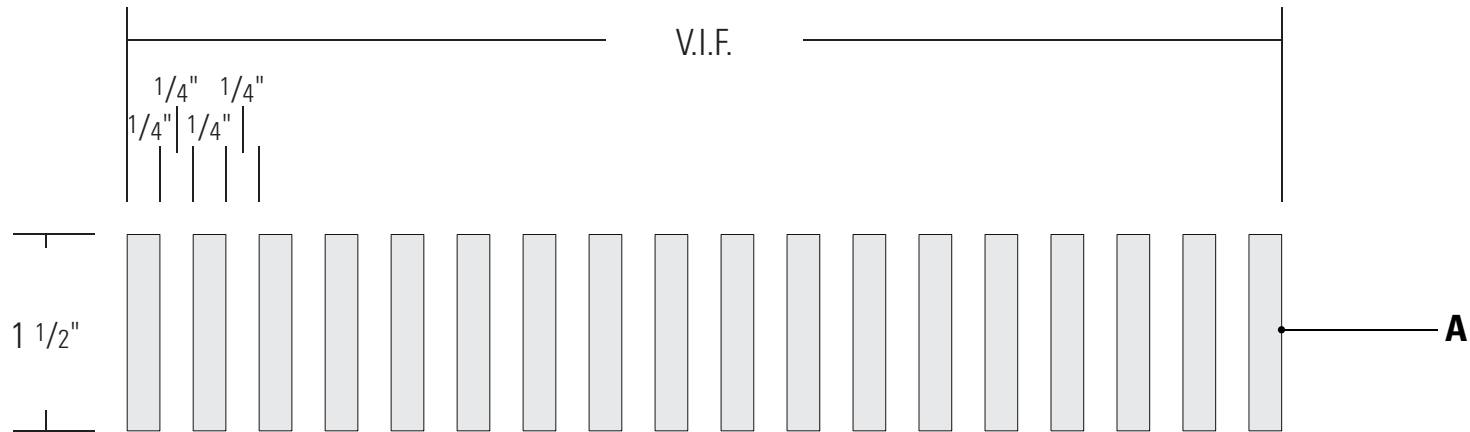


2 SIDE VIEW - BUILDING ADDRESS / MAIN ENTRANCE
3"=1'-0" TYPE D.1

A. 1/4" DIMENSIONAL METAL NUMBERS. APPLY TO FACE OF BUILDING WITH CONCEALED FASTENERS. **PT2**



3 ELEVATION - WEST 19TH STREET / MAIN ENTRANCE
3/16"=1'-0" TYPE B.1

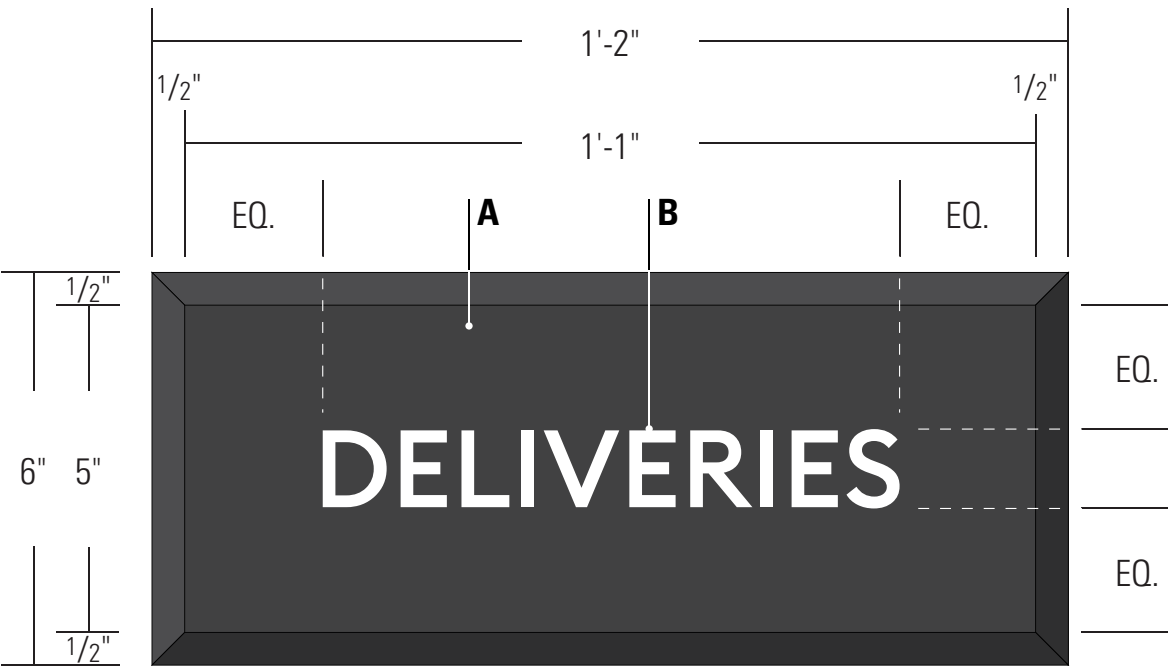


1 DETAIL - DISTRACTION BANDING
6"=1'-0" TYPE E.1


A. CUT VINYL GRAPHICS APPLIED TO SECOND SURFACE OF GLASS.

SIGN FABRICATOR TO FIELD VERIFY TINT OF GLASS TO CONFIRM GRAPHIC WILL BE VISIBLE OR IF WILL BE REQUIRED TO BE APPLIED TO FIRST SURFACE. **V1**

*ALL DARK METAL IN SIGNAGE ELEMENTS TO BE BLACK PAINTED METAL TO MATCH STOREFRONT



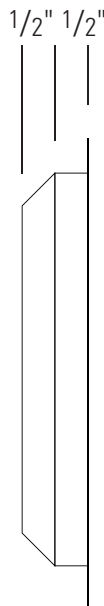
1 DETAIL - SERVICE ENTRANCE ID
3"=1'-0" TYPE B.2



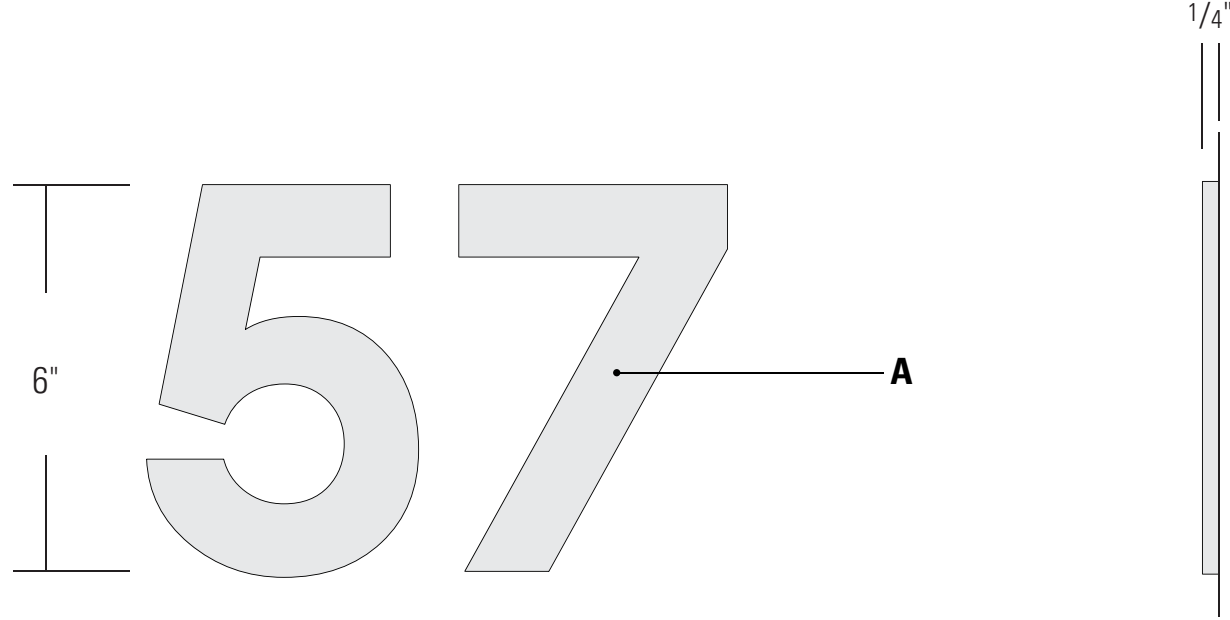
2 DETAIL - SERVICE ENTRANCE ID
3"=1'-0" TYPE B.2

A. PAINTED METAL PANEL WITH 45° CHAMFERED EDGES. MOUNT TO FACE OF BUILDING WITH CONCEALED MECHANICAL FASTENERS. **PT1**

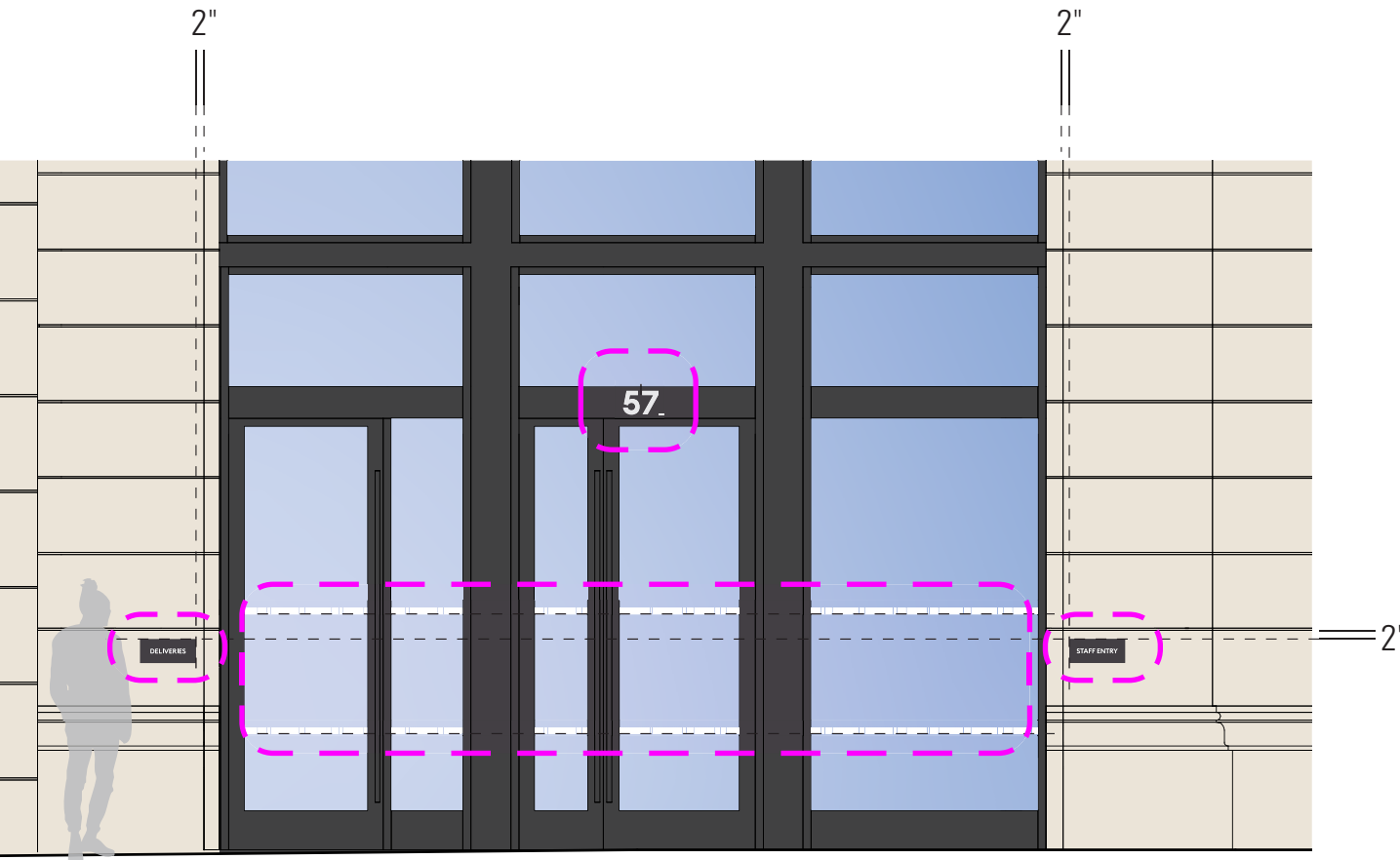
B. SCREENPRINTED TEXT. **PT2**



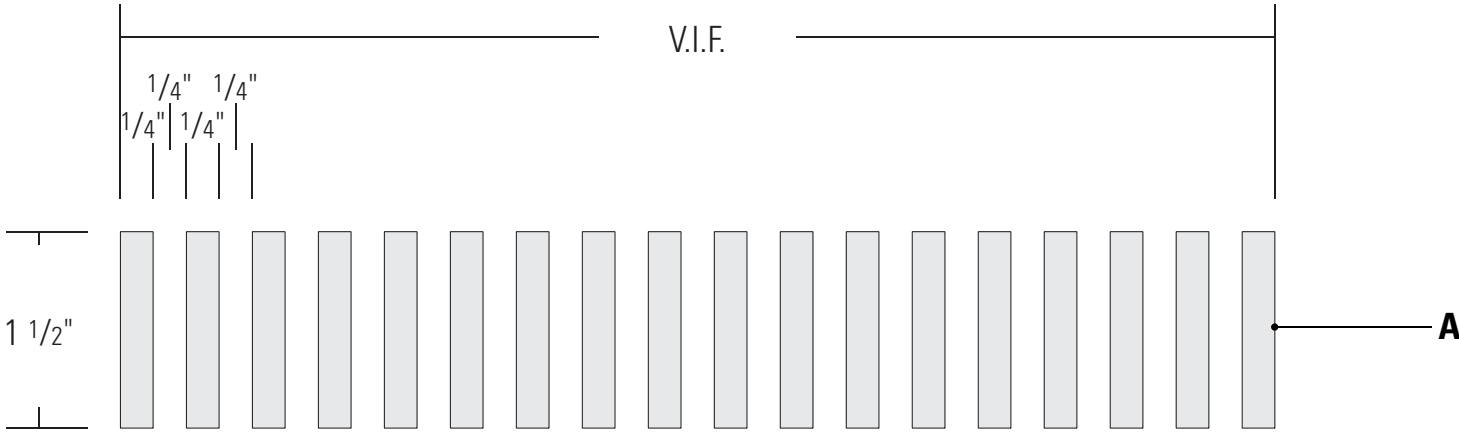
3 SIDE VIEW - SERVICE ENTRANCE ID
3"=1'-0" TYPE B.2



1 DETAIL - BUILDING ADDRESS / SERVICE ENTRANCE
3"=1'-0" TYPE D.2 2 SIDE VIEW - BUILDING ADDRESS / SERVICE ENTRANCE
3"=1'-0" TYPE D.2



4 ELEVATION - WEST 19TH STREET / SERVICE ENTRANCE
3/16"=1'-0" TYPE B.2

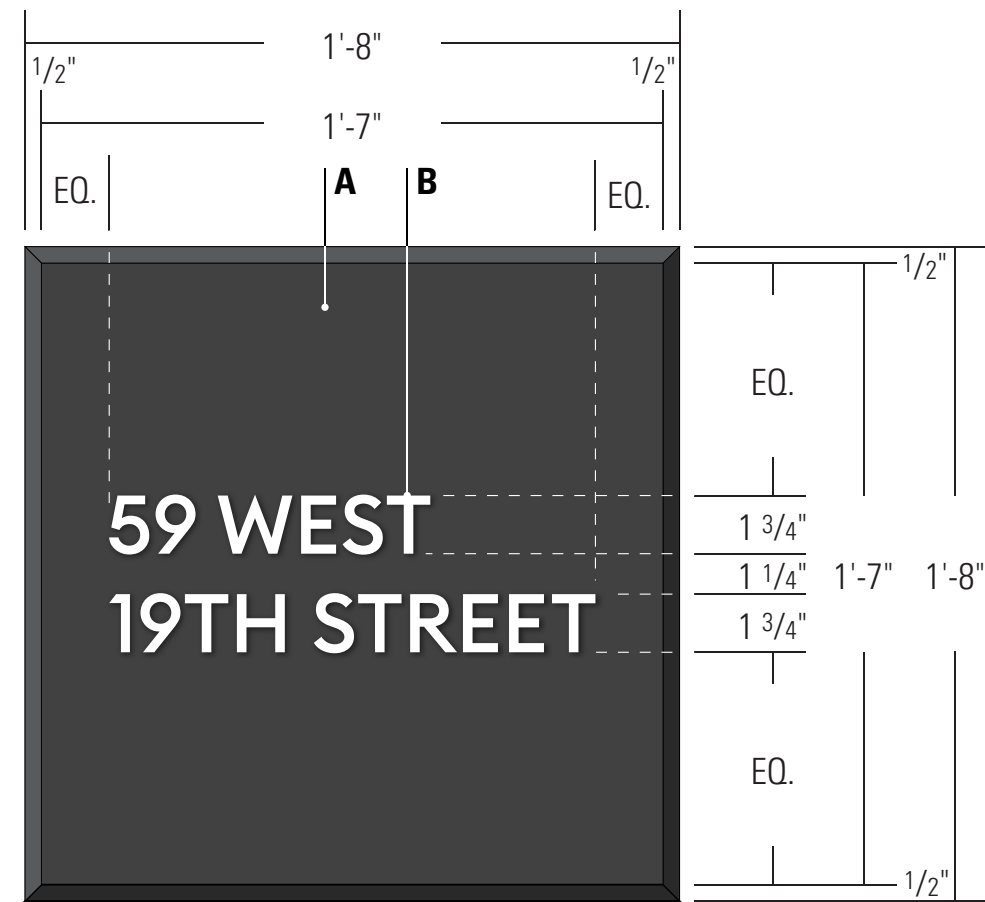


1 DETAIL - DISTRACTION BANDING
6"=1'-0" TYPE E.1

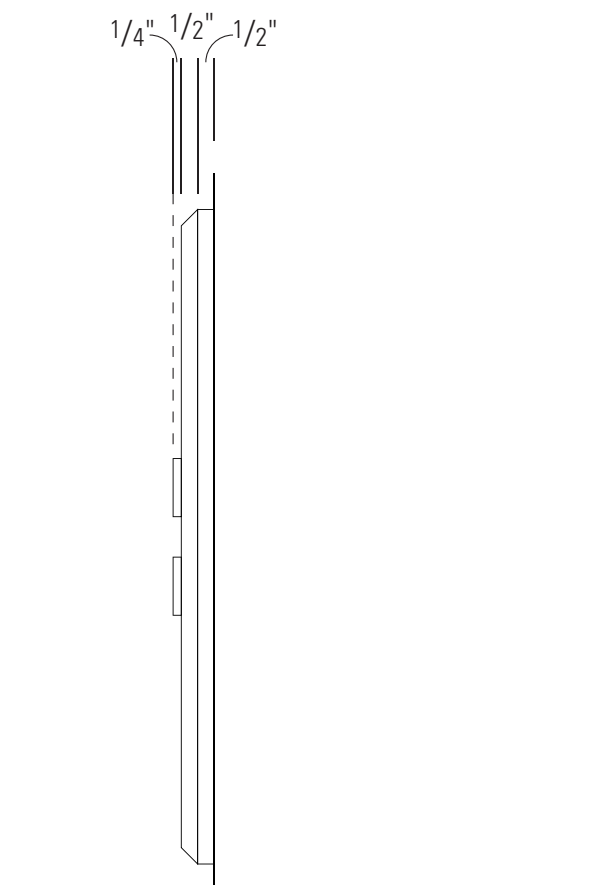
A. CUT VINYL GRAPHICS APPLIED TO SECOND SURFACE OF GLASS.

SIGN FABRICATOR TO FIELD VERIFY TINT OF GLASS TO CONFIRM GRAPHIC WILL BE VISIBLE OR IF WILL BE REQUIRED TO BE APPLIED TO FIRST SURFACE. **V1**

*ALL DARK METAL IN SIGNAGE ELEMENTS TO BE BLACK PAINTED METAL TO MATCH STOREFRONT



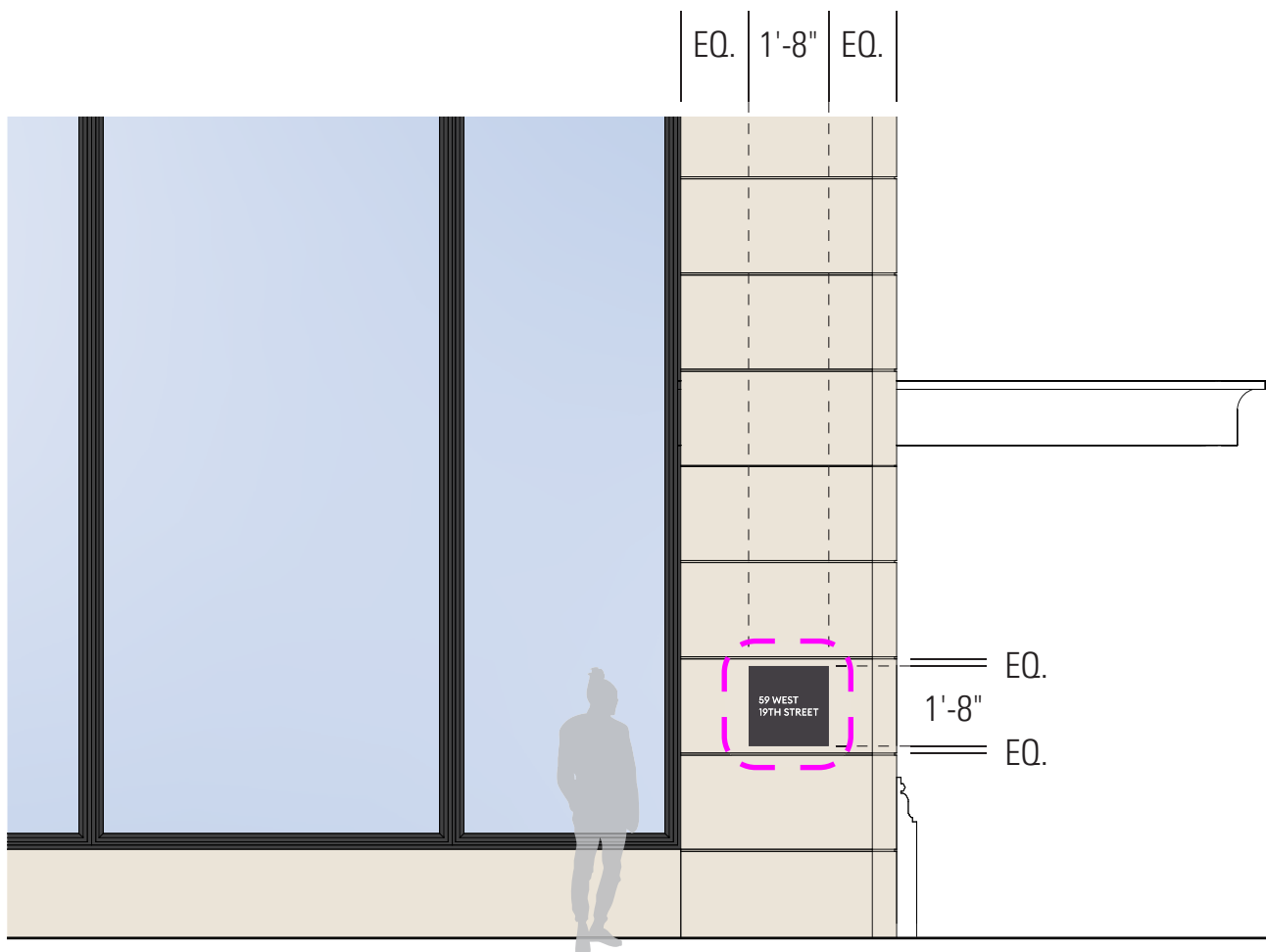
1 DETAIL - COLUMN ID
1 1/2"=1'-0" TYPE C.1



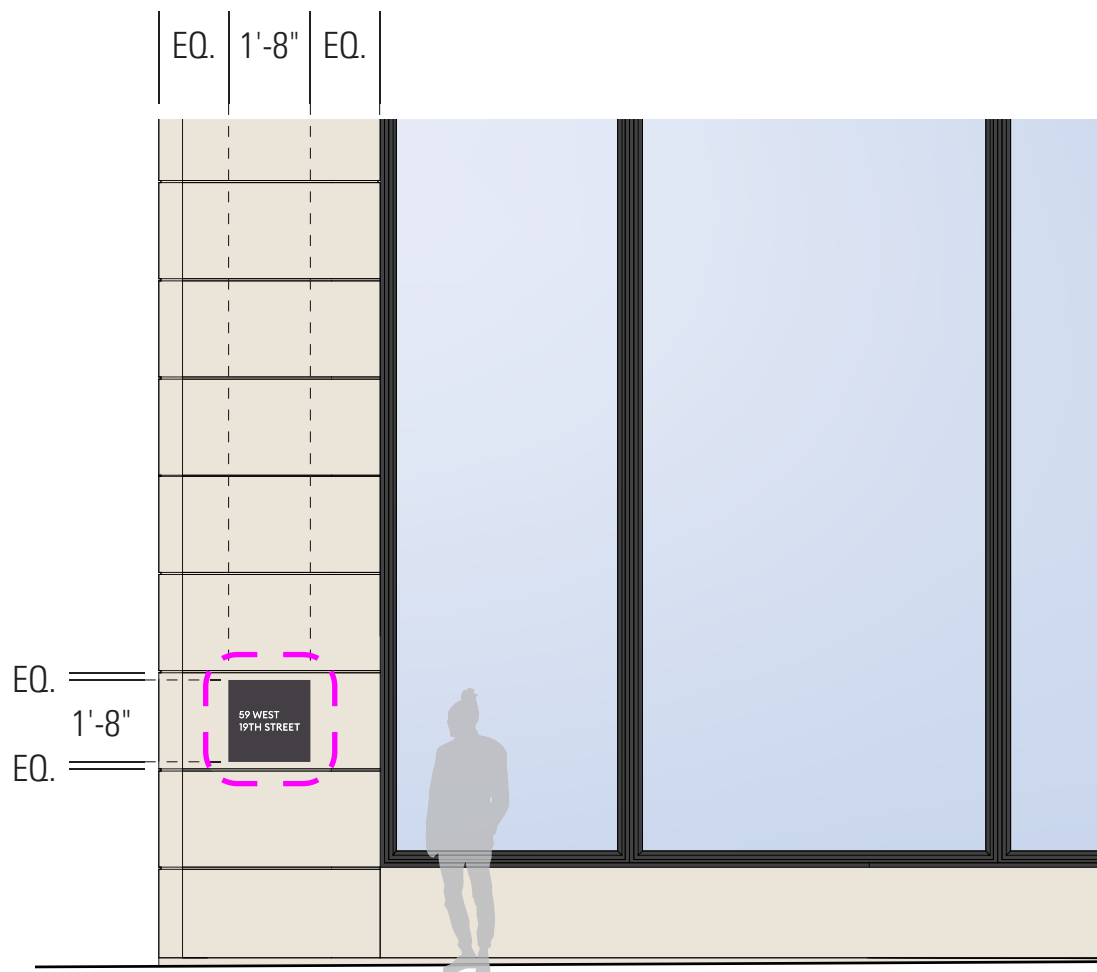
2 SIDE VIEW - COLUMN ID
1 1/2"=1'-0" TYPE C.1

A. PAINTED METAL PANEL WITH 45° CHAMFERED EDGES. MOUNT TO FACE OF BUILDING WITH CONCEALED MECHANICAL FASTENERS. **PT1**

B. 1/4" DIMENSIONAL METAL LETTERS. APPLY TO FACE OF SIGN PANEL WITH CONCEALED FASTENERS. **PT2**



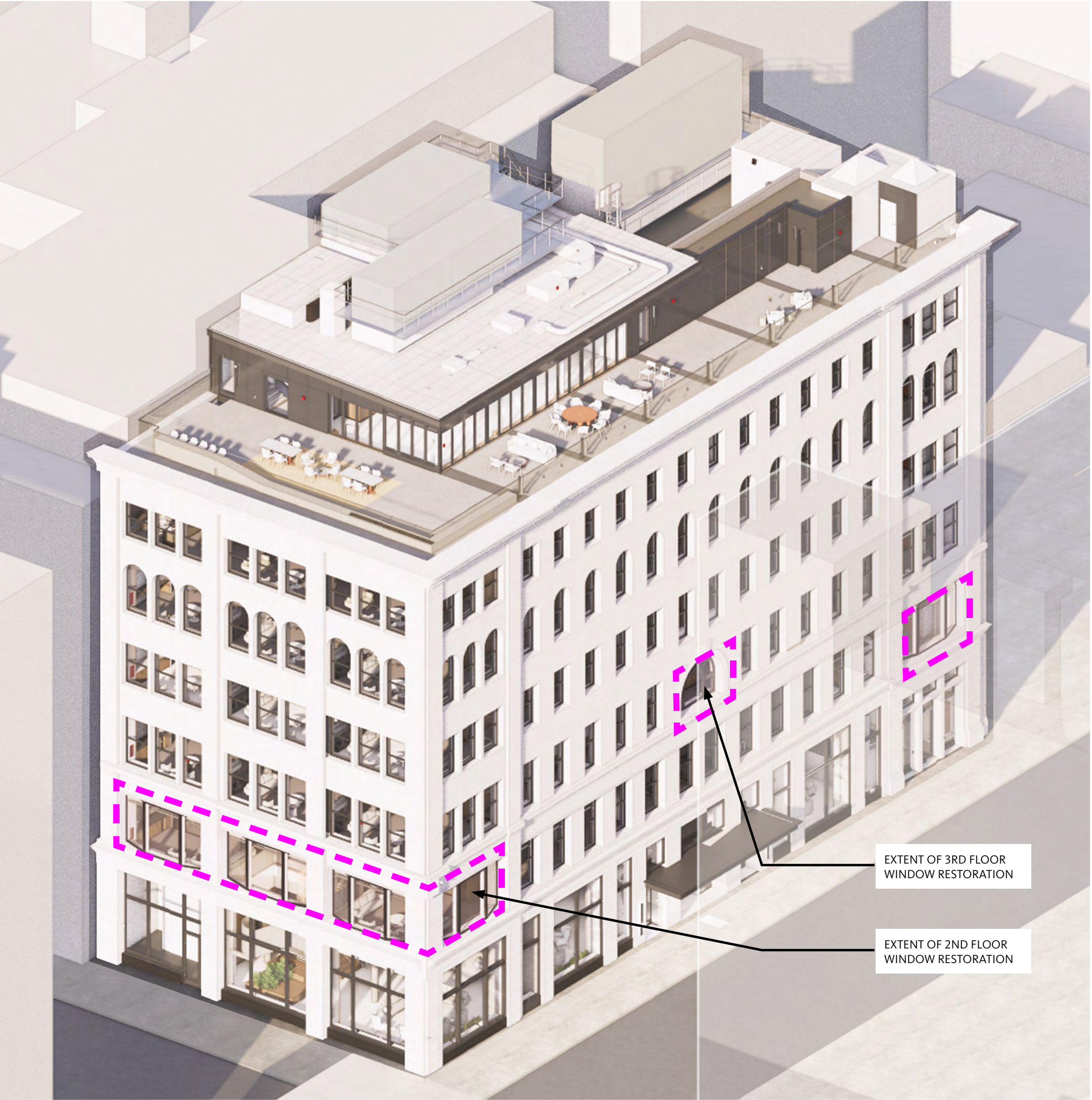
3 ELEVATION - 6TH AVENUE / CORNER
3/16"=1'-0" TYPE C.1



4 ELEVATION - WEST 19TH STREET / CORNER
3/16"=1'-0" TYPE C.1

*ALL DARK METAL IN SIGNAGE ELEMENTS TO BE BLACK PAINTED METAL TO MATCH STOREFRONT

**HISTORIC WINDOW
REPLACEMENT AT
PRIMARY FACADES**



EXTENT OF 3RD FLOOR
WINDOW RESTORATION

EXTENT OF 2ND FLOOR
WINDOW RESTORATION



6TH AVE. FACADE

636 6th Avenue - Manhattan Health Center | Health Center, Inc. | Gensler



19TH ST FACADE (WEST)



19TH ST FACADE (EAST)



MODERN WINDOW FRAME INTERVENTION ON 19TH STREET (WEST)



NON-ORIGINAL VERTICAL MEMBERS



WOOD GRAIN FISSURES



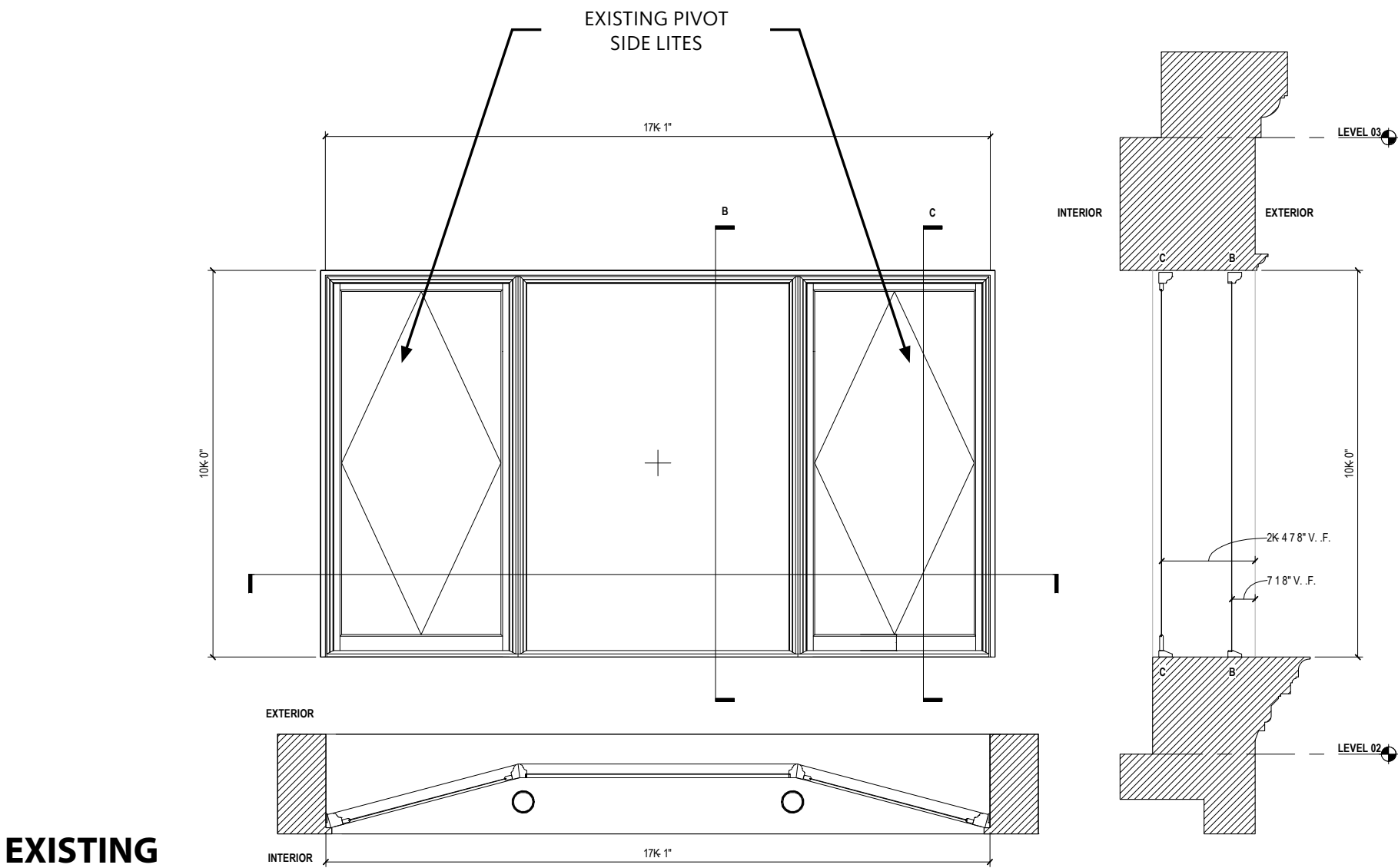
ORIGINAL HARDWARE REMOVED, DATE UNKNOWN



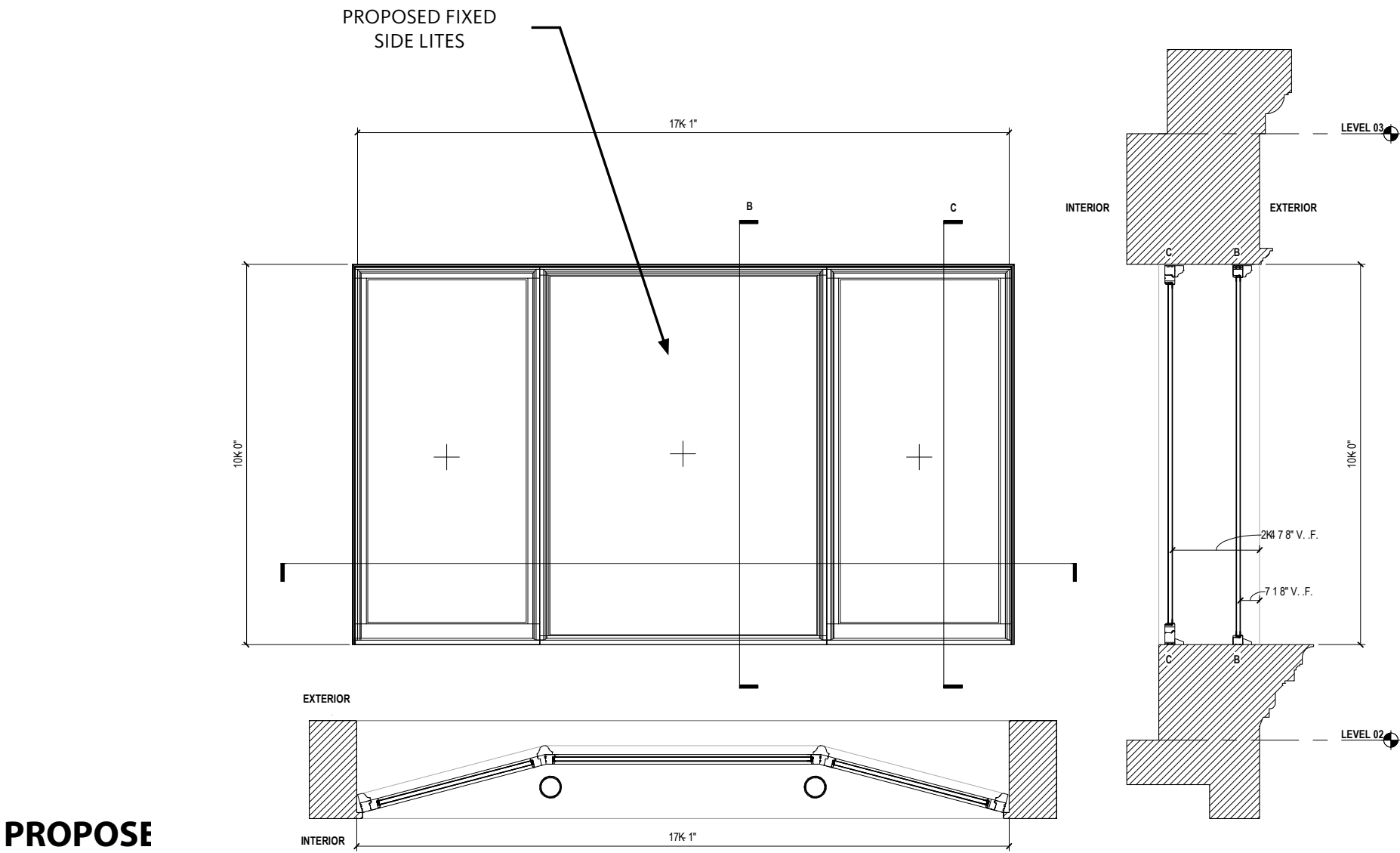
NON-ORIGINAL VERTICAL MEMBERS



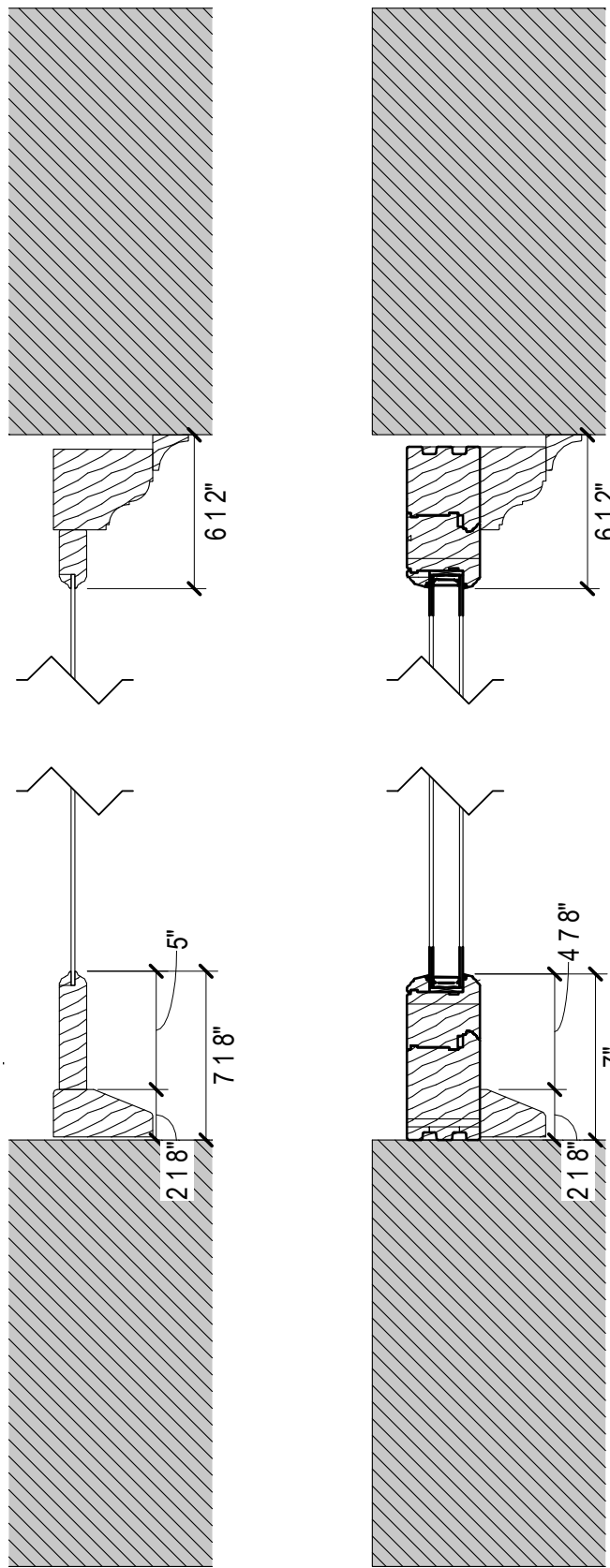
MULLION ROTTING AT CORNER



- SCOPE PROPOSAL:**
- MATCH HISTORICAL MATERIAL (WOOD)
 - FINISH TO BE PAINTED, CHANGED FROM BROWN TO BLACK TO INTEGRATE WITH ALL OTHER EXTANT MULLIONS
 - CONFIGURATION TO BE MODIFIED (FROM VERTICAL PIVOT LITES AT SIDE-LITES) TO FIXED LITES
 - MULLION PROFILES TO BE CUSTOM MATCHED VIA CNC MILLING

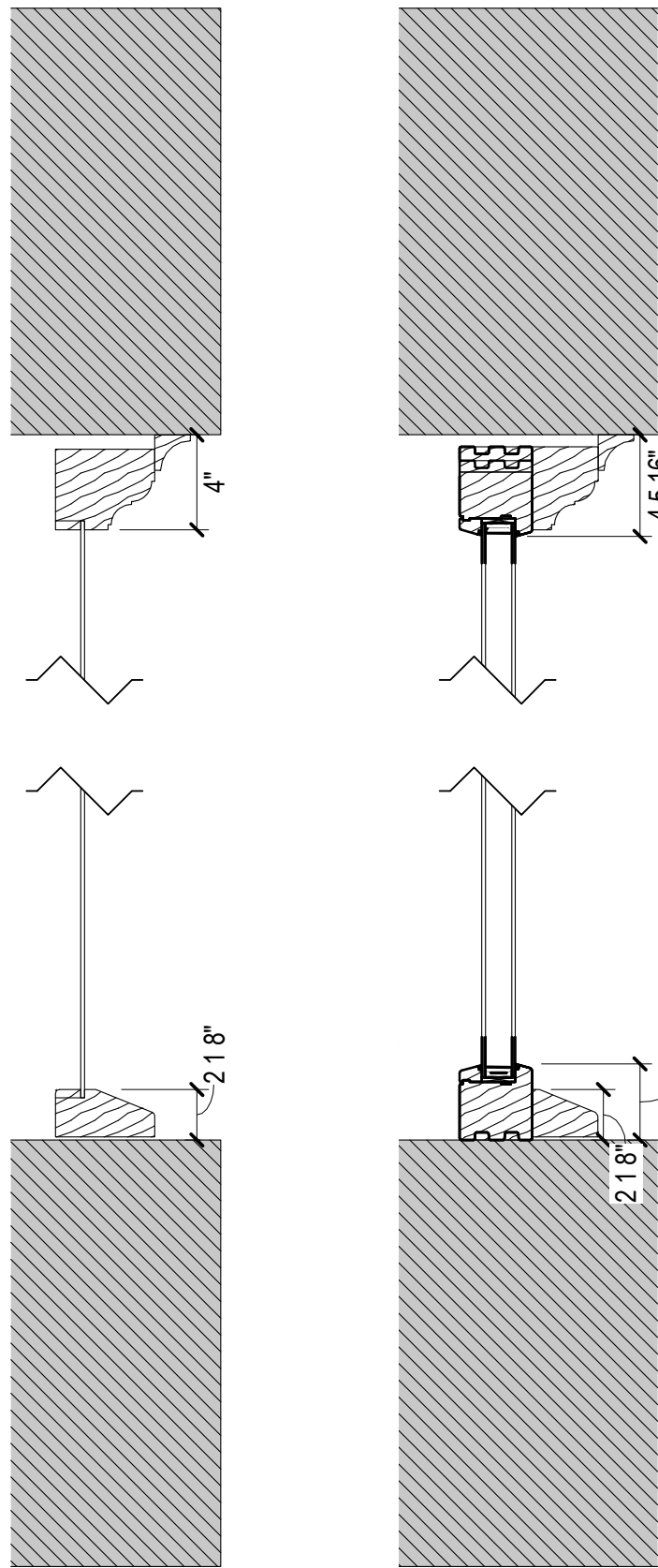


SIDE LITE HEAD & SILL

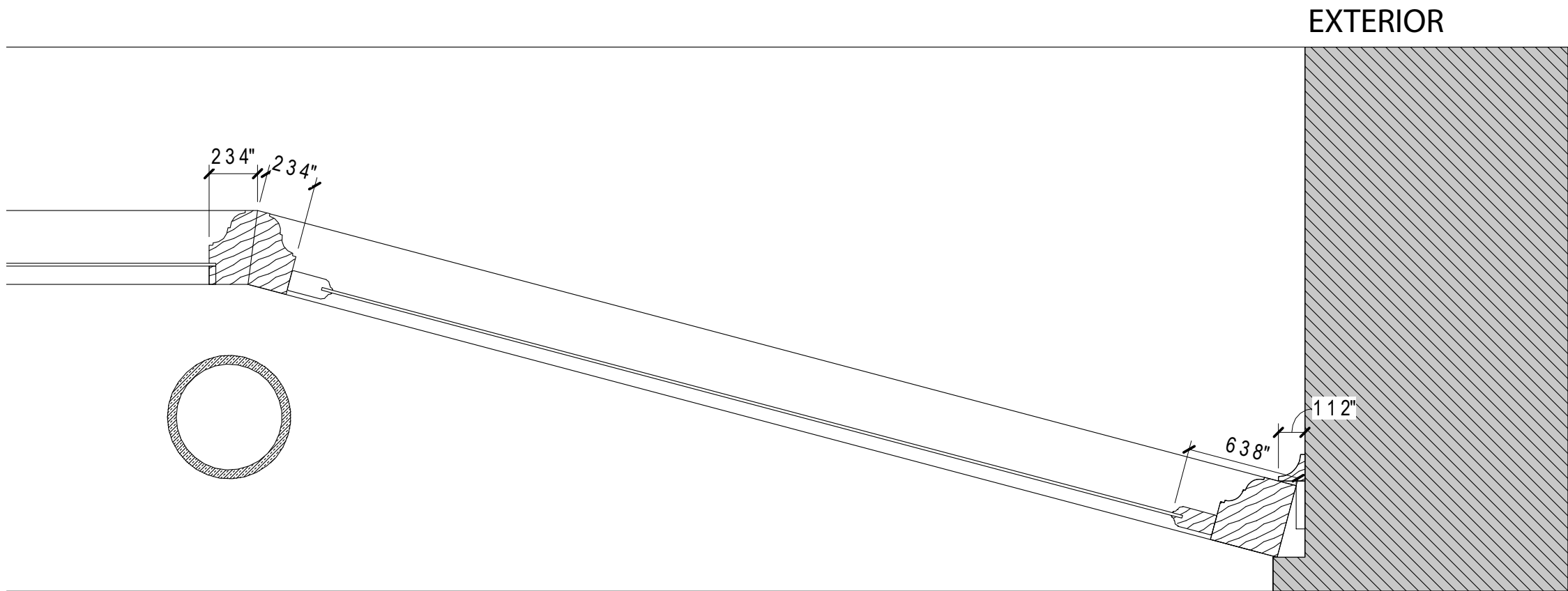


EXISTING PROPOSED

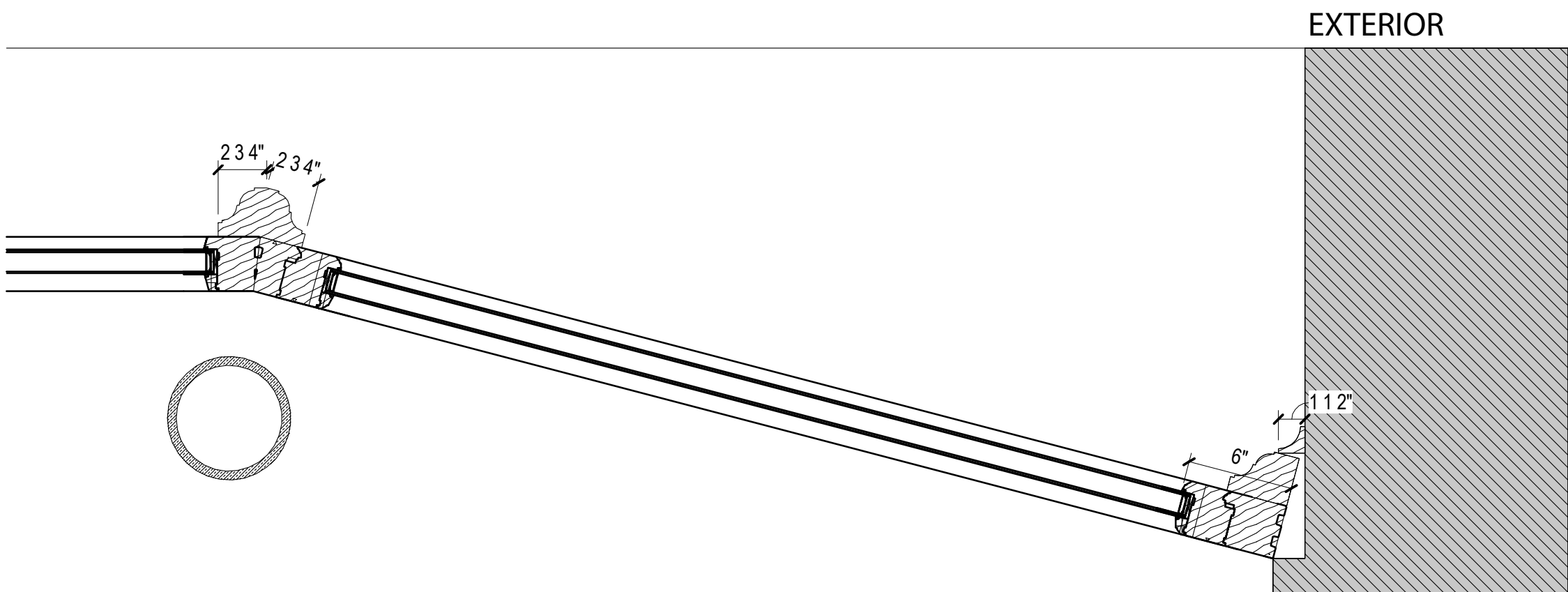
MIDDLE LITE HEAD & SILL



EXISTING PROPOSED



EXISTING JAMB & MEETING RAIL



PROPOSED JAMB & MEETING RAIL

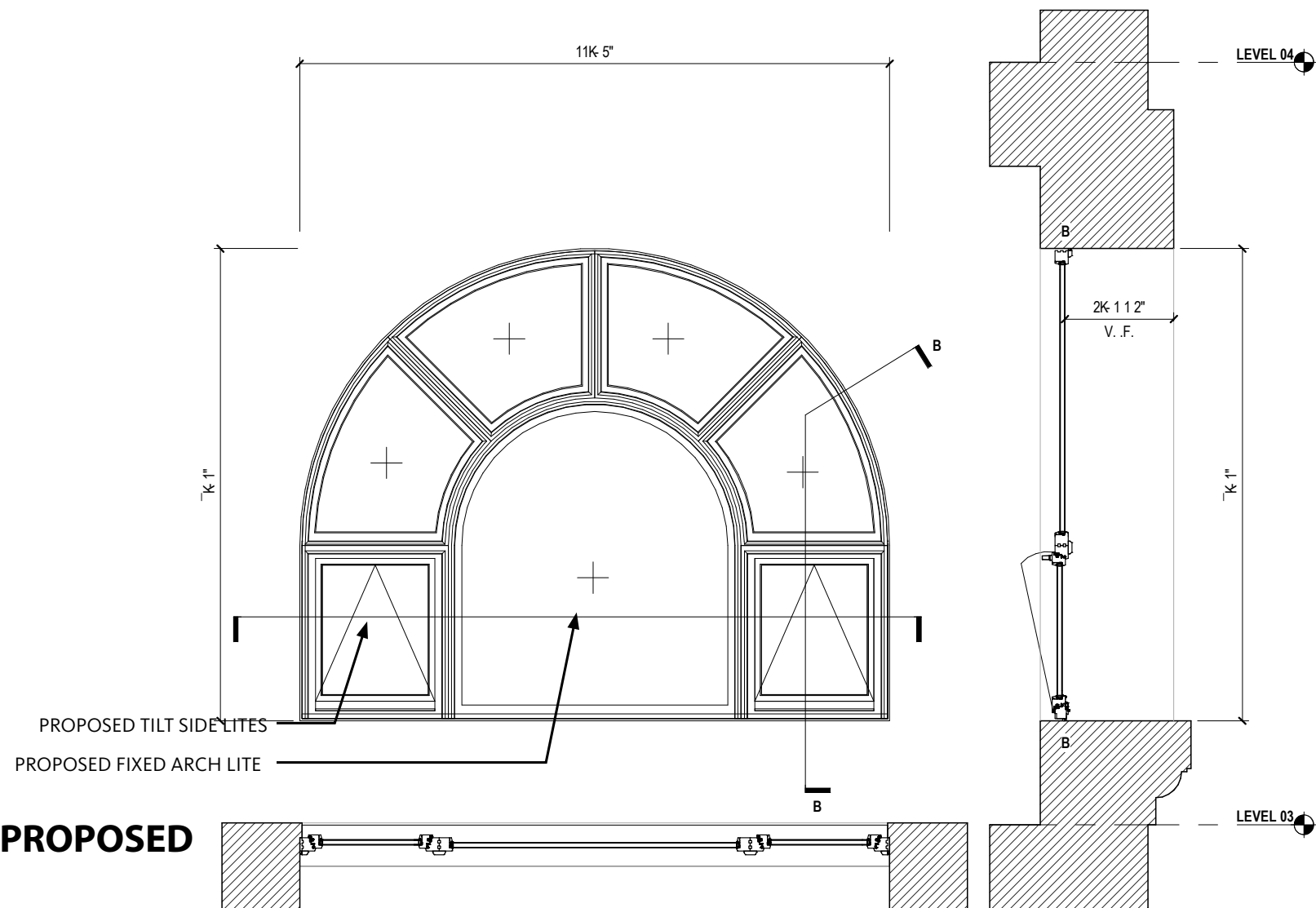
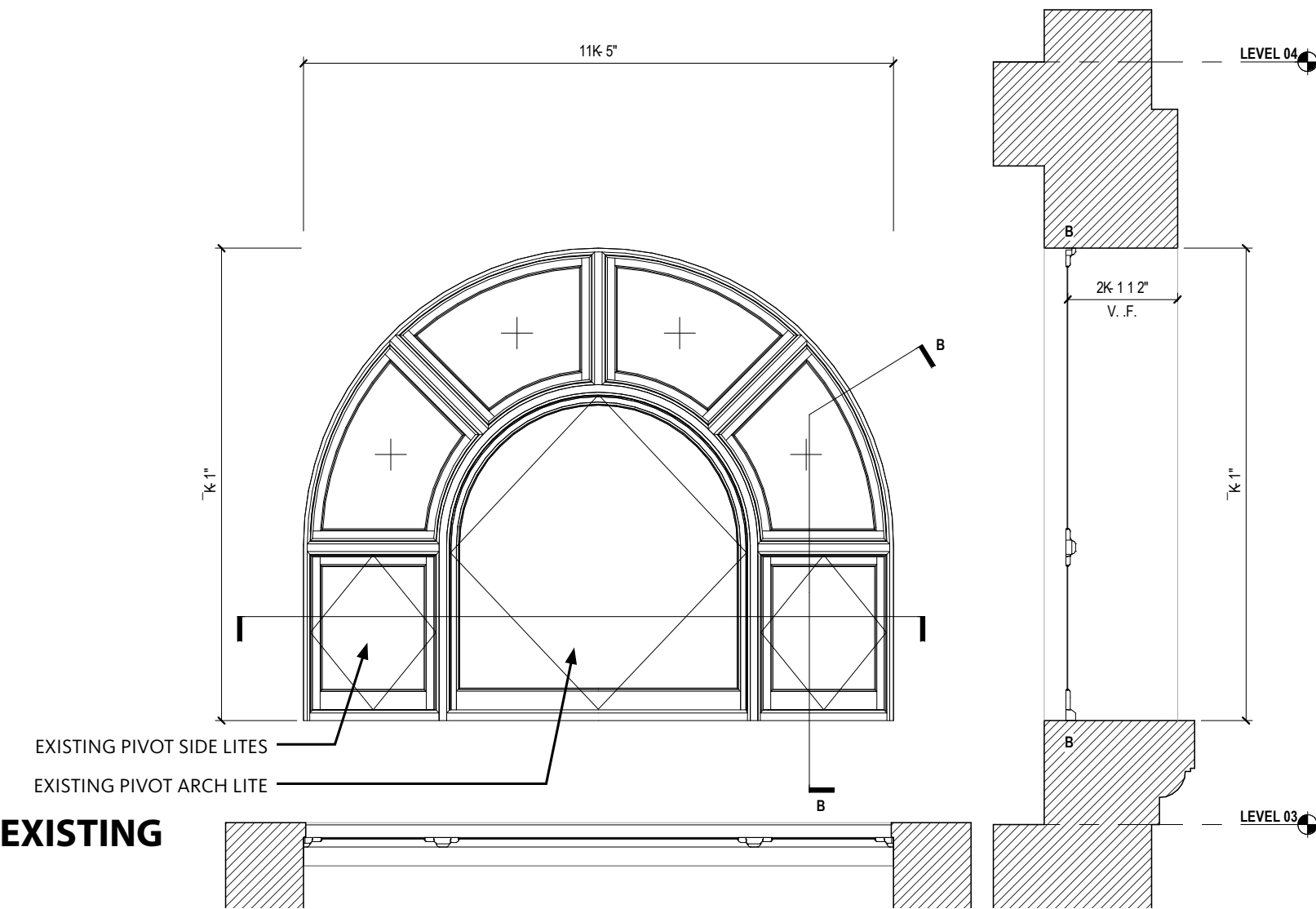


PAINTED EXTERIOR MULLIONS



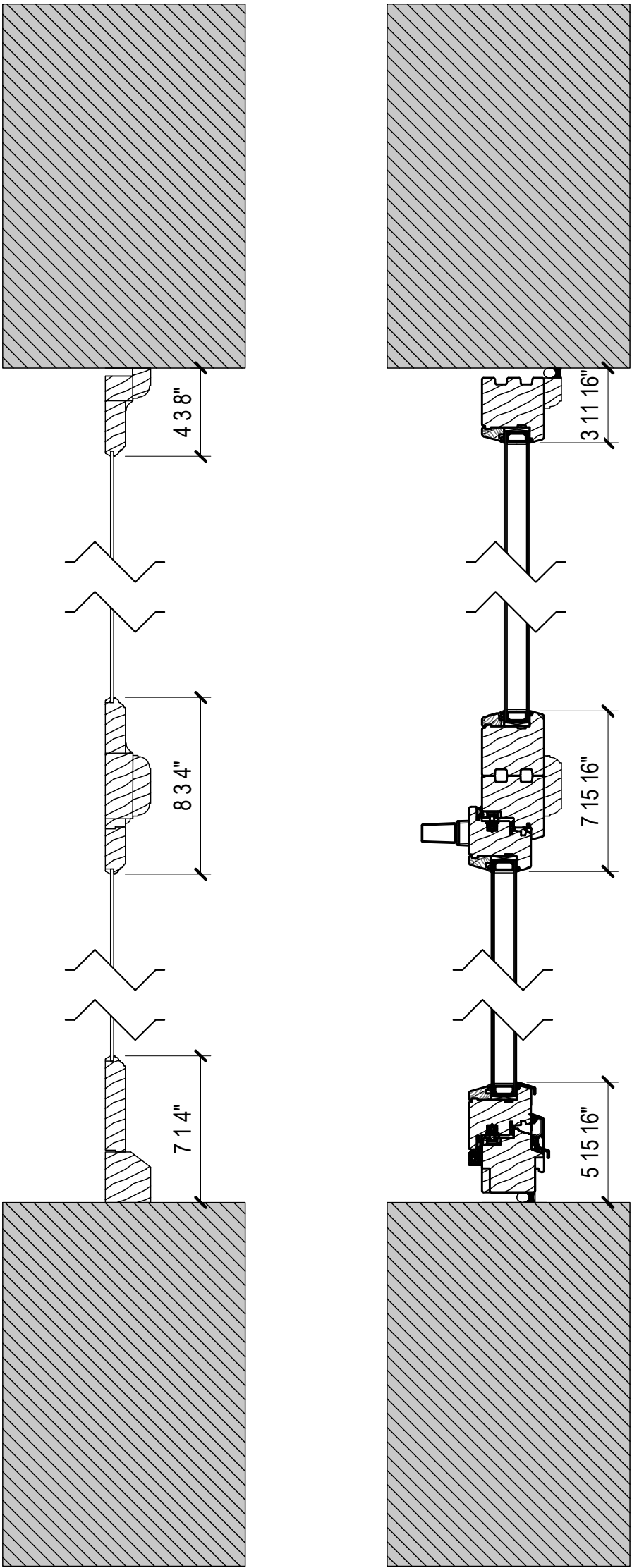
PAINTED INTERIOR MULLIONS





- SCOPE PROPOSAL:**
- MATCH HISTORICAL MATERIAL (WOOD)
 - FINISH TO BE PAINTED, MAINTAINING BLACK COLOR
 - CONFIGURATION TO BE MODIFIED (FROM HORIZONTAL PIVOT LITES AT ARCHED AND SIDE-LITES) TO FIXED LITES
 - MULLION PROFILES TO BE CUSTOM MATCHED VIA CNC MILLING

HEAD & SILL




EXISTING

PROPOSED

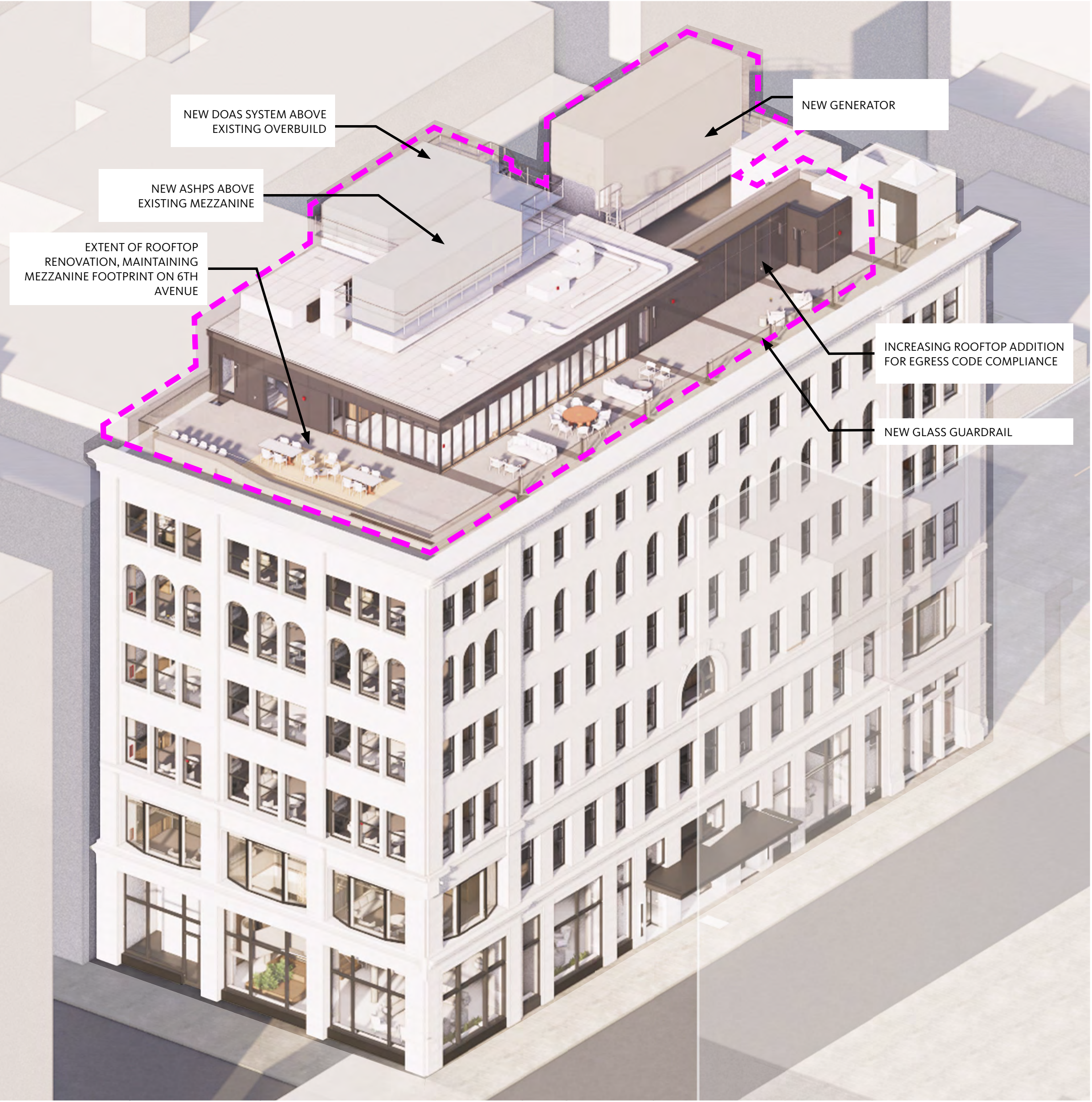


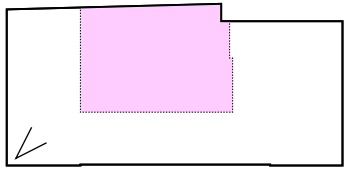
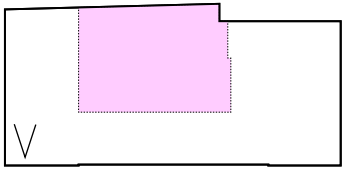
EXISTING JAMB & MEETING RAIL

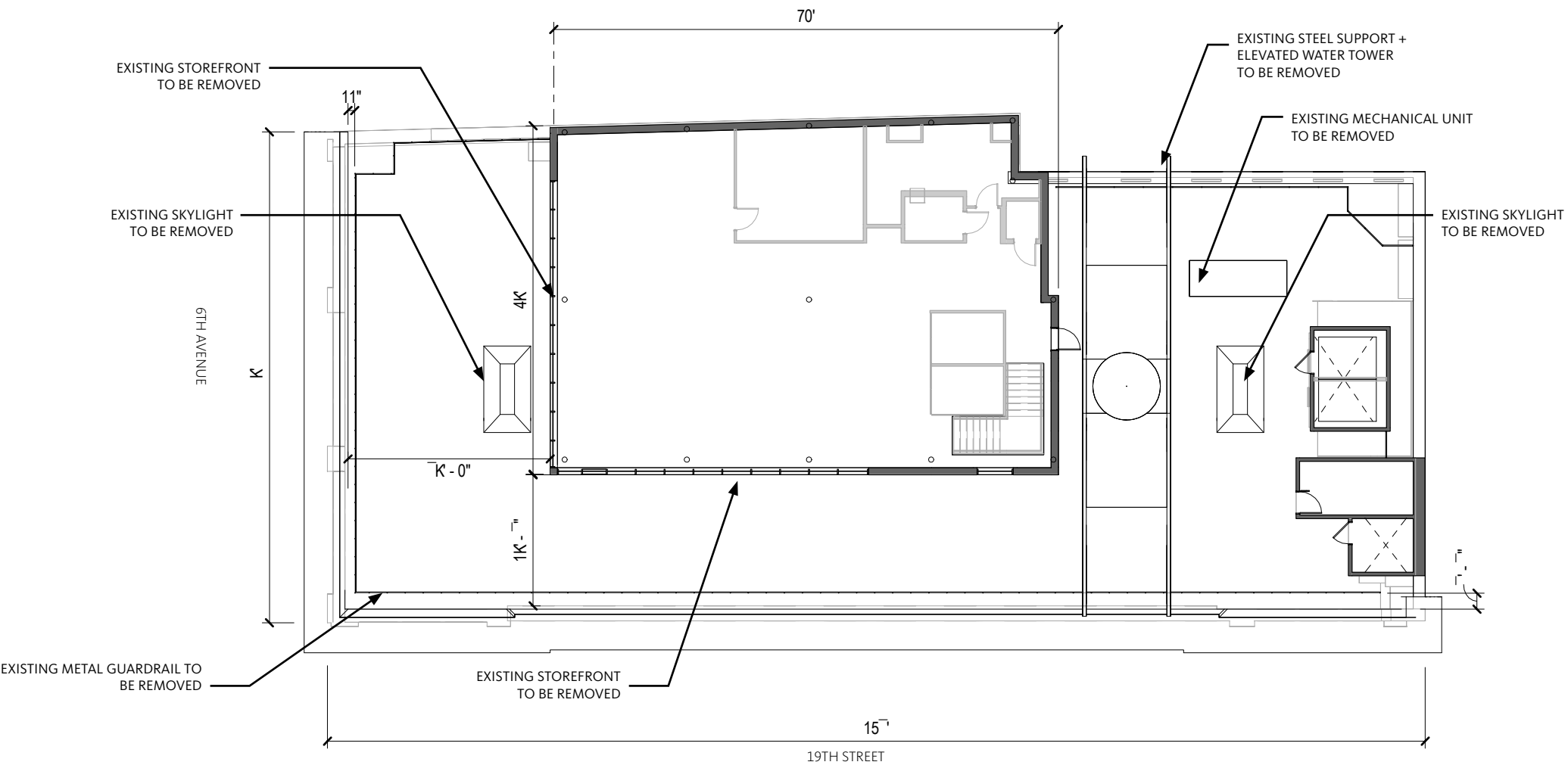


PROPOSED JAMB & MEETING RAIL

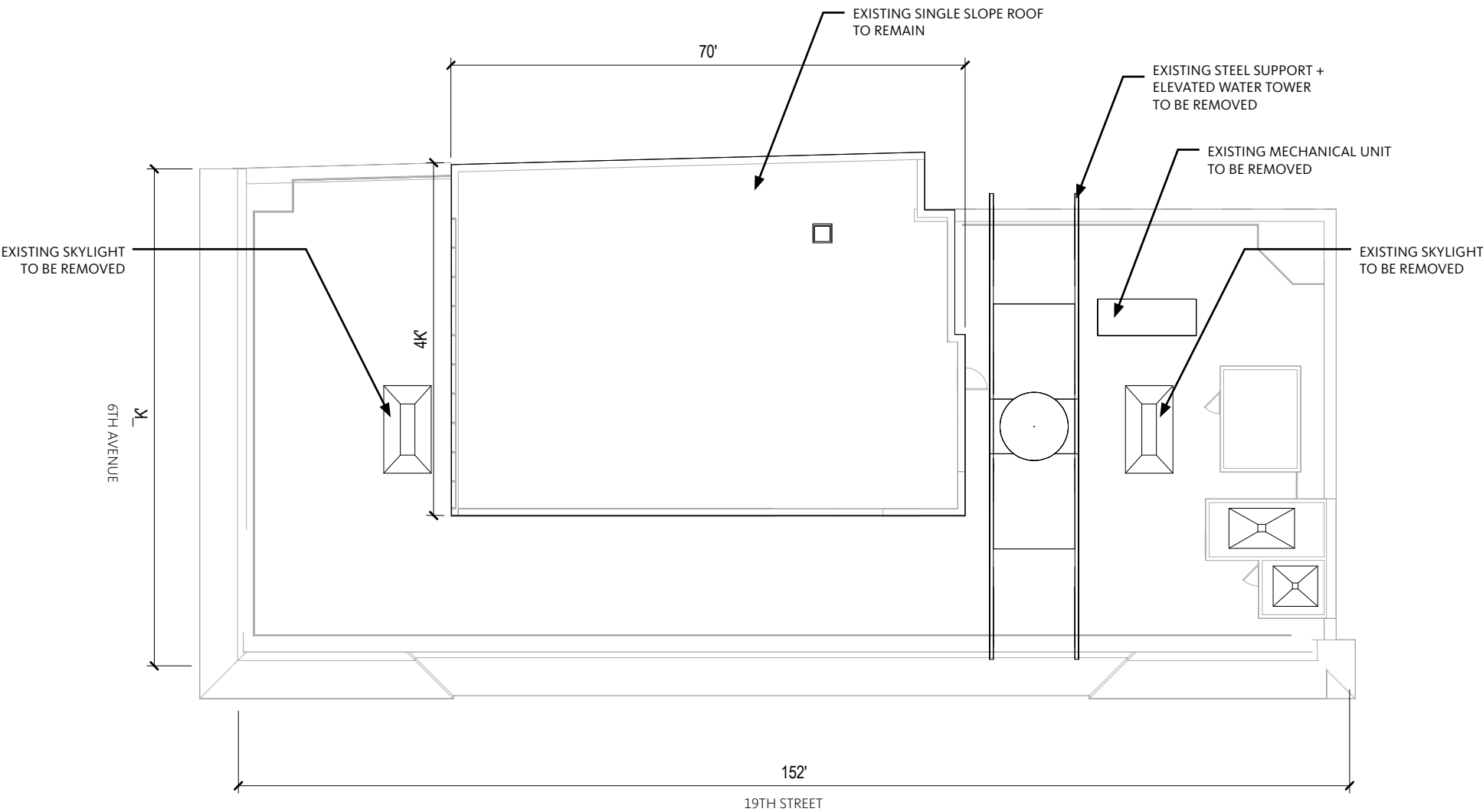
**ROOFTOP ADDITION
AND MECHANICAL
MODIFICATIONS**



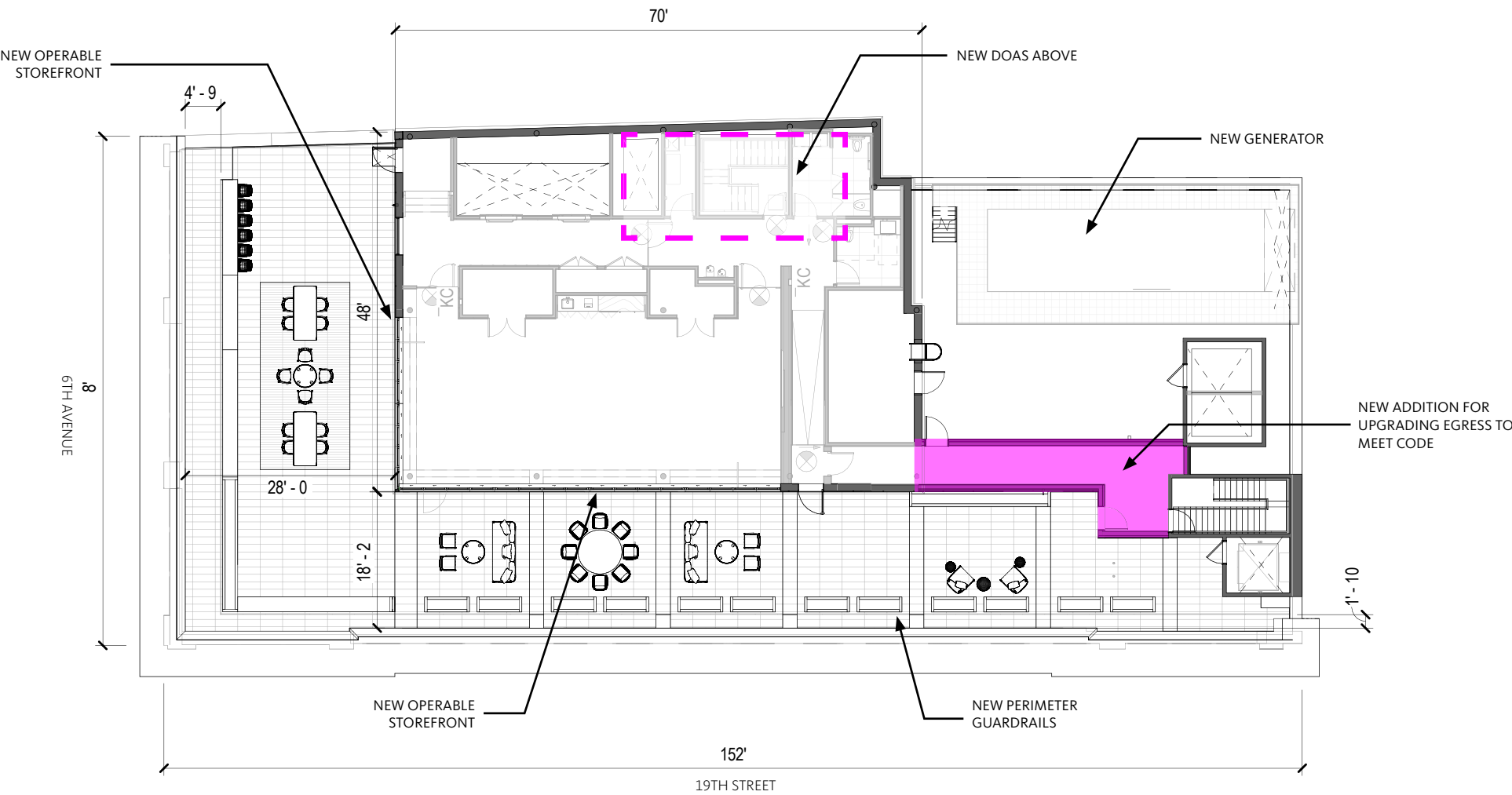




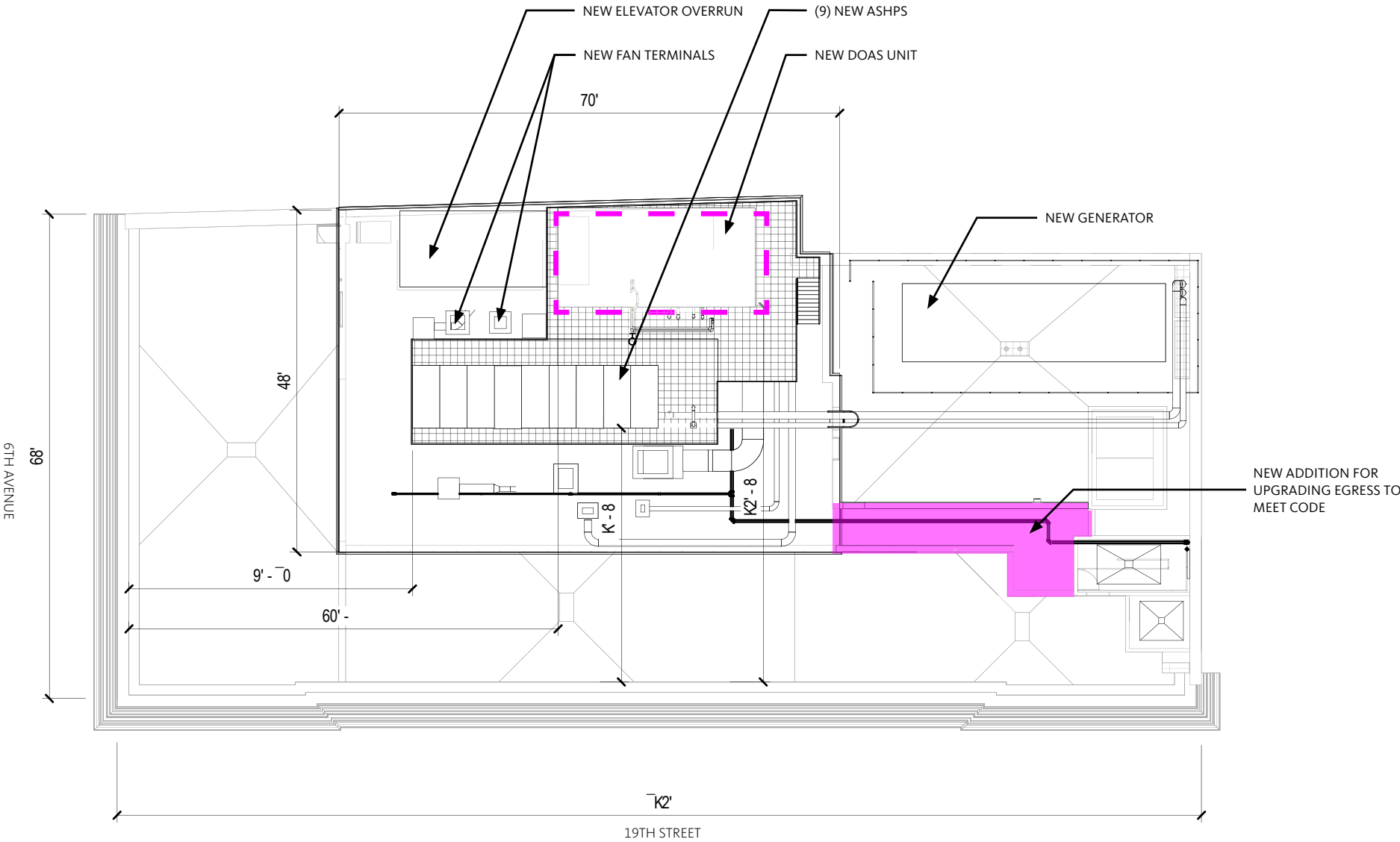
EXISTING MEZZANINE LEVEL 7



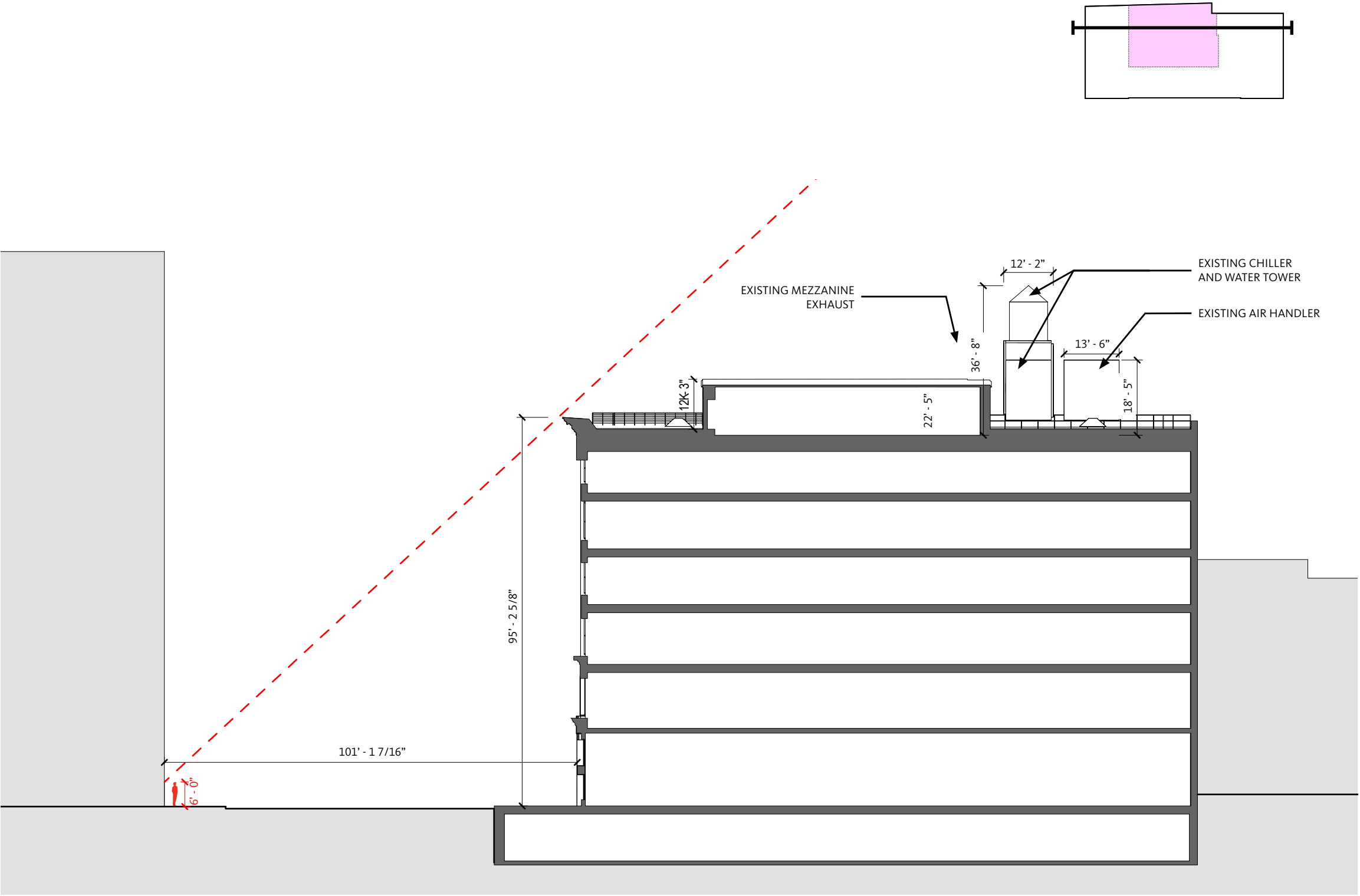
EXISTING MEZZANINE ROOF



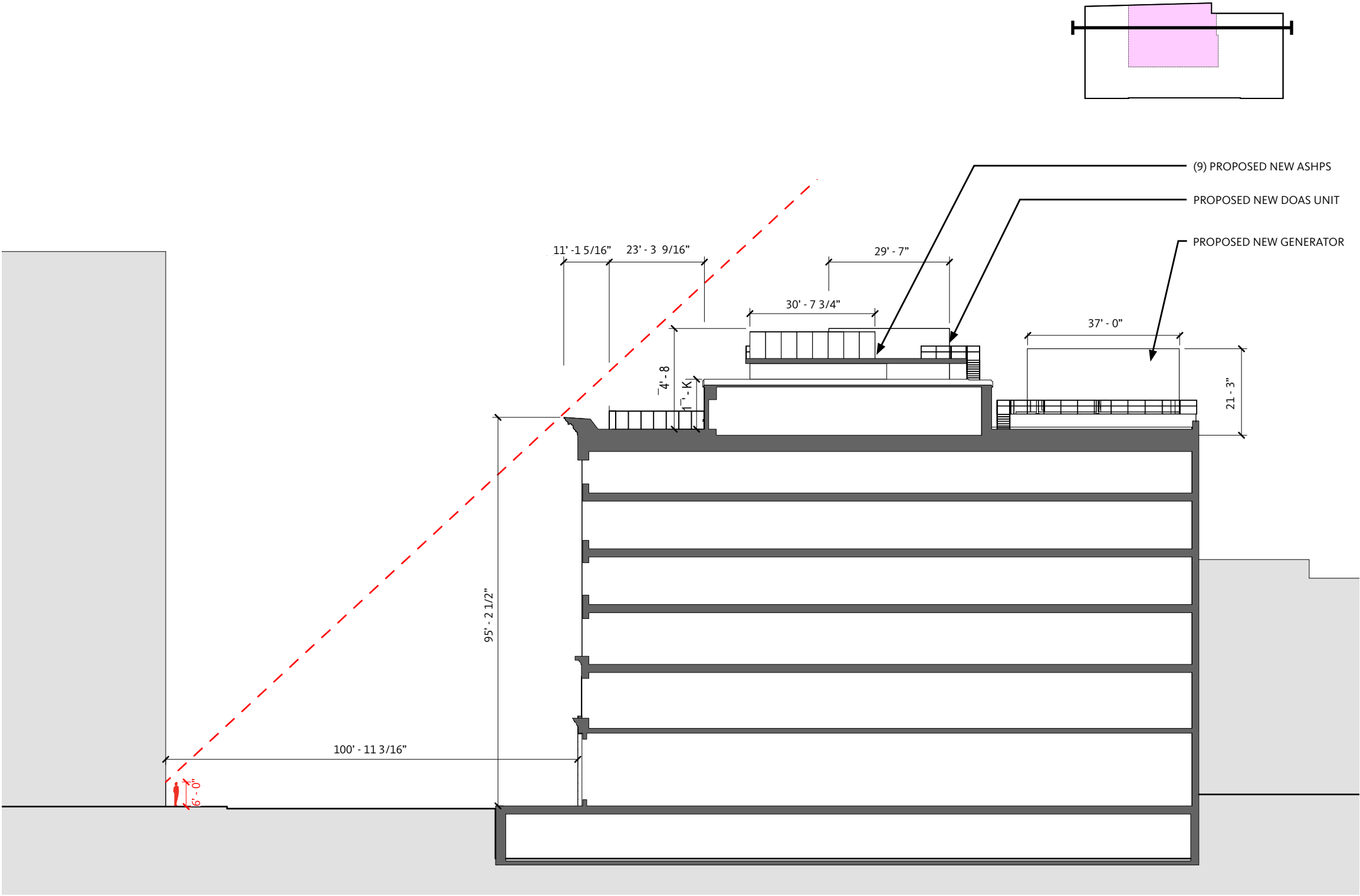
PROPOSED LEVEL 07



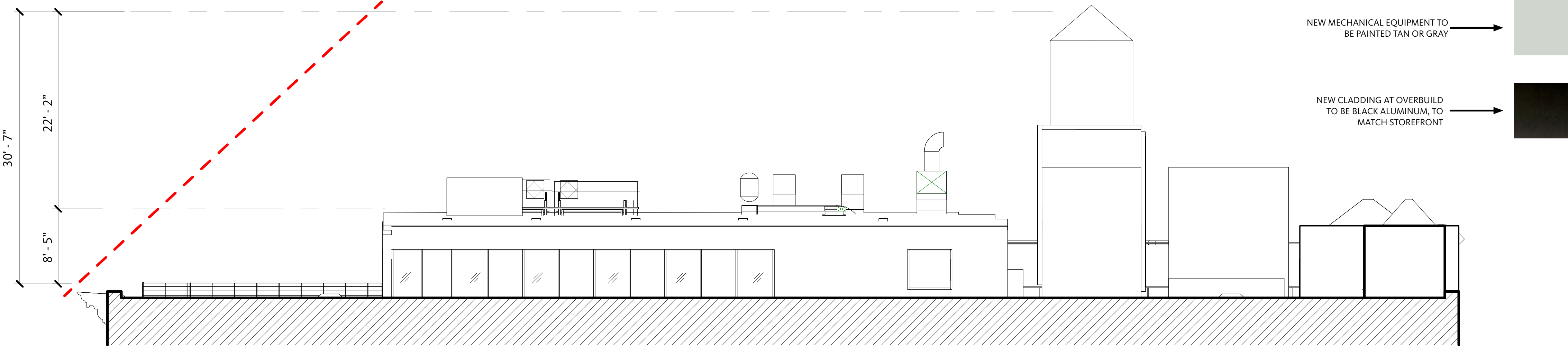
PROPOSED LEVEL 07 ROOF



EXISTING




PROPOSED

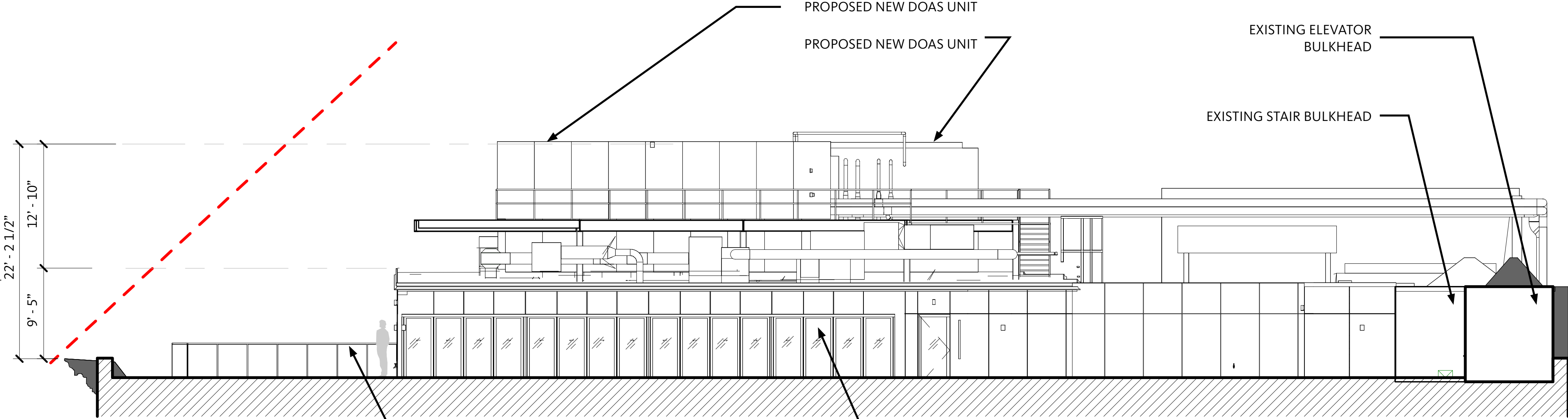



EXISTING

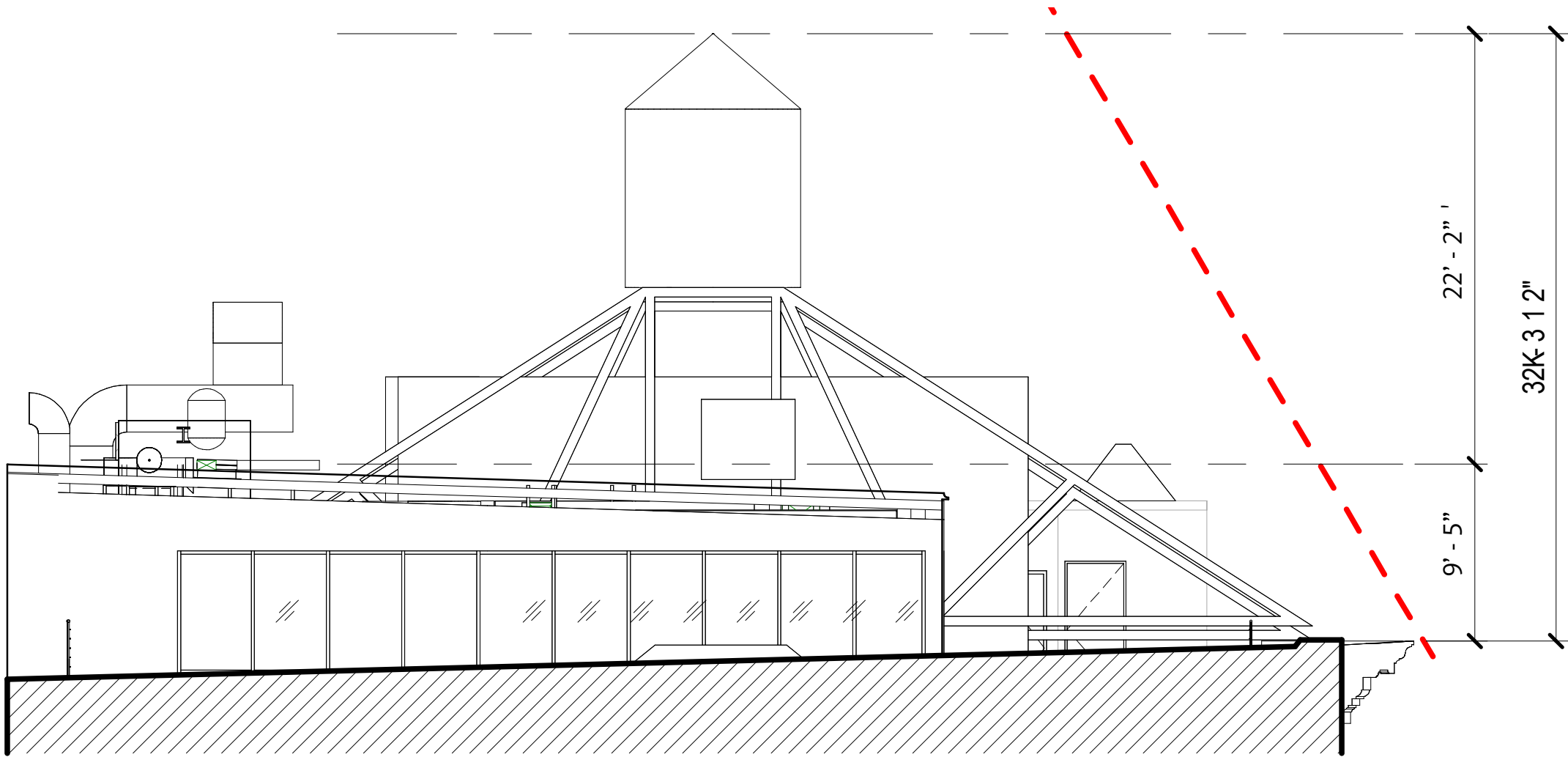
NEW MECHANICAL EQUIPMENT TO BE PAINTED TAN OR GRAY



NEW CLADDING AT OVERBUILD TO BE BLACK ALUMINUM, TO MATCH STOREFRONT



PROPOSED



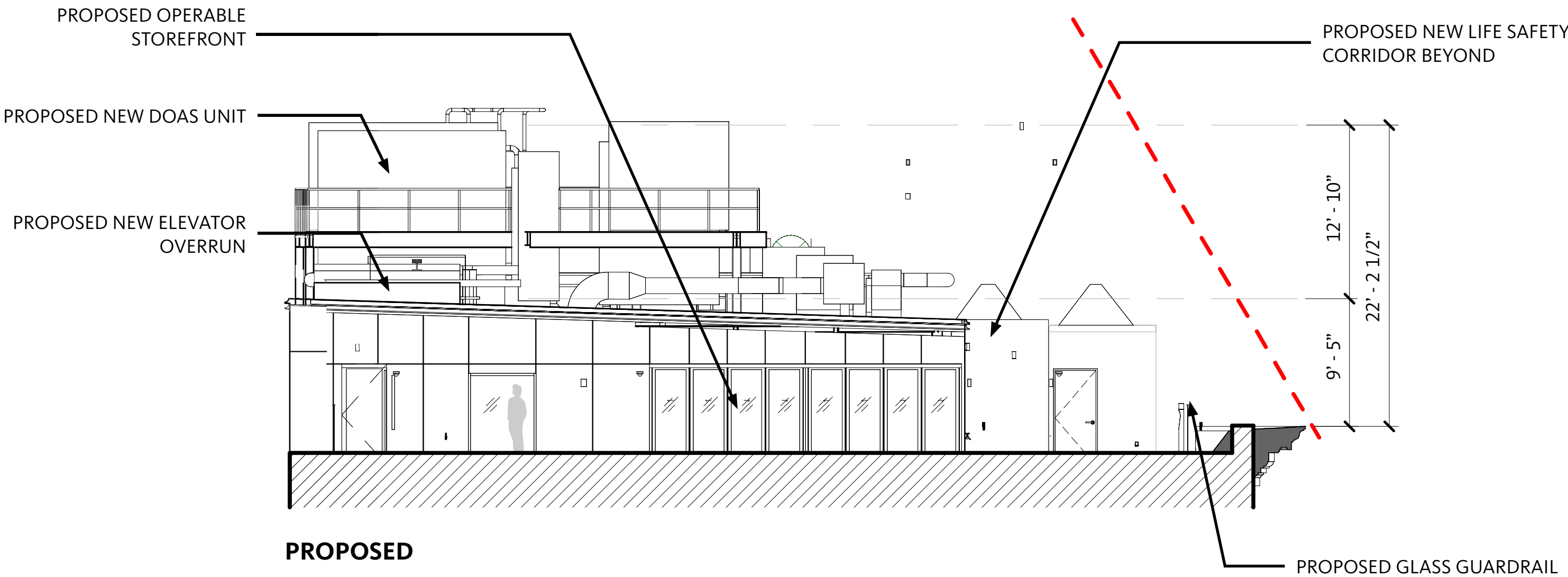
NEW MECHANICAL EQUIPMENT TO
BE PAINTED TAN OR GRAY



NEW CLADDING AT OVERBUILD
TO BE BLACK ALUMINUM, TO
MATCH STOREFRONT



EXISTING



PROPOSED

ROOFTOP VISIBILITY - WEST 16TH STREET, FACING NORTHEAST

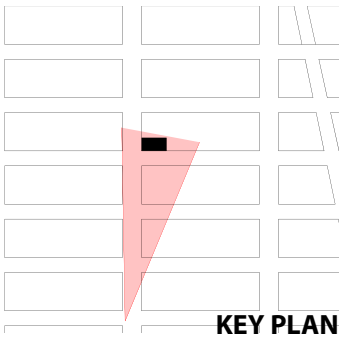


Existing & Mock-Up



Proposed

LPC-57



Existing & Mock-Up Zoom View Zoomed In



Proposed Zoomed in

ROOFTOP VISIBILITY - WEST 18TH STREET, FACING NORTHEAST

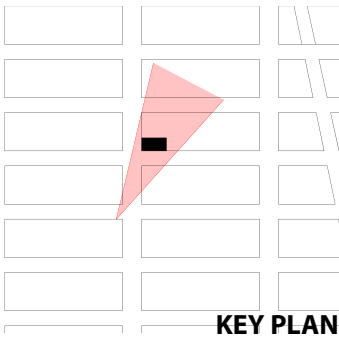


Existing & Mock-Up



Proposed

LPC-58



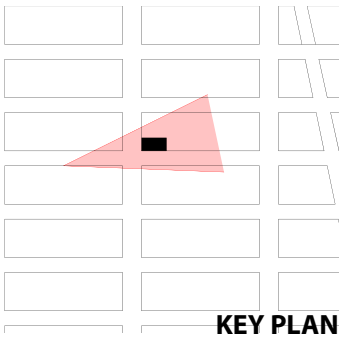
Existing & Mock-Up Zoom View Zoomed In



Proposed Zoomed in

ROOFTOP VISIBILITY - WEST 19TH STREET, WEST OF SIXTH AVENUE, FACING EAST

LPC-59



Existing & Mock-Up



Proposed



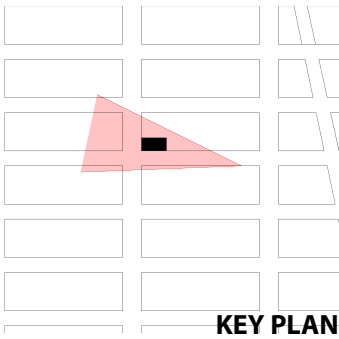
Existing & Mock-Up Zoom View Zoomed In



Proposed Zoomed in

ROOFTOP VISIBILITY - ACROSS WEST 19TH STREET, EAST OF SIXTH AVENUE, FACING NORTHWEST

LPC-60



Existing & Mock-Up

Proposed

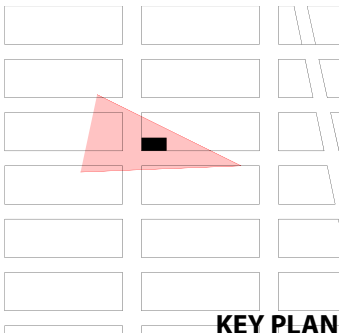


Existing & Mock-Up Zoom View Zoomed In

Proposed Zoomed in

ROOFTOP VISIBILITY - SOUTH SIDE OF WEST 19TH STREET, EAST OF SIXTH AVENUE, FACING NORTHWEST

LPC-61



Existing & Mock-Up



Proposed



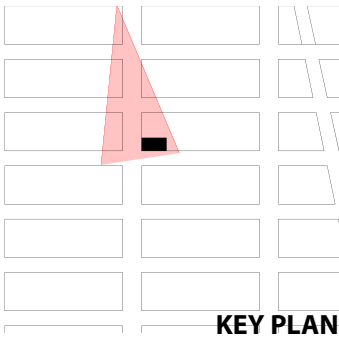
Existing & Mock-Up Zoom View Zoomed In



Proposed Zoomed in

ROOFTOP VISIBILITY - NORTHWEST CORNER OF SIXTH AVENUE & WEST 22ND STREET, FACING SOUTHEAST

LPC-62



Existing & Mock-Up



Proposed



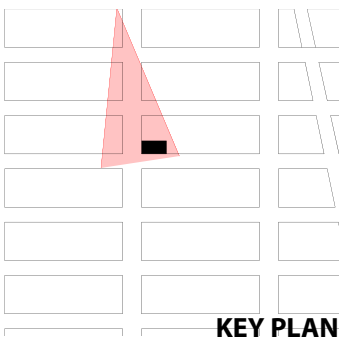
Existing & Mock-Up Zoom View Zoomed In



Proposed Zoomed in

ROOFTOP VISIBILITY - NORTHWEST CORNER OF SIXTH AVENUE & WEST 23RD STREET, FACING SOUTHEAST

LPC-63



Existing & Mock-Up

Proposed



Existing & Mock-Up Zoom View Zoomed In

Proposed Zoomed in

THANK YOU



September 16, 2025
Public Hearing

The current proposal is:

Preservation Department – Item 5, LPC-26-01659

634 Avenue of the Americas – Ladies' Mile Historic District Borough of Manhattan

To testify virtually, please join Zoom

Webinar ID: 161 307 6826

Passcode: 203639

By Phone: 646-828-7666 (NY)

833-435-1820 (Toll-free)

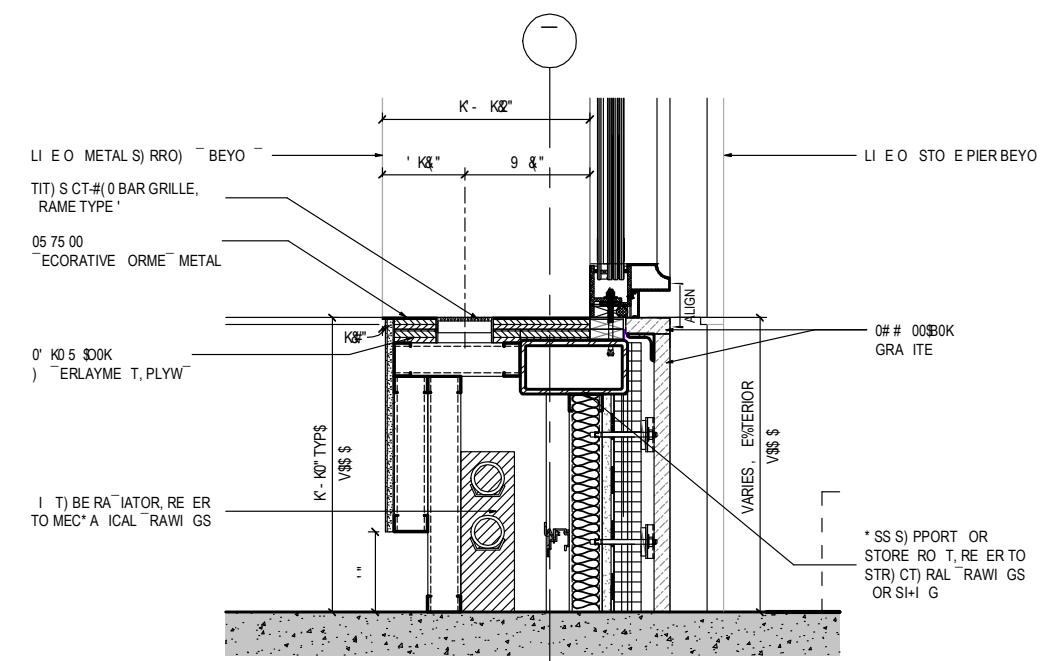
833-568-8864 (Toll-free)

Note: If you want to testify virtually on an item, join the Zoom webinar at the agenda's "Be Here by" time (about an hour in advance). When the Chair indicates it's time to testify, "raise your hand" via the Zoom app if you want to speak (*9 on the phone). Those who signed up in advance will be called first.

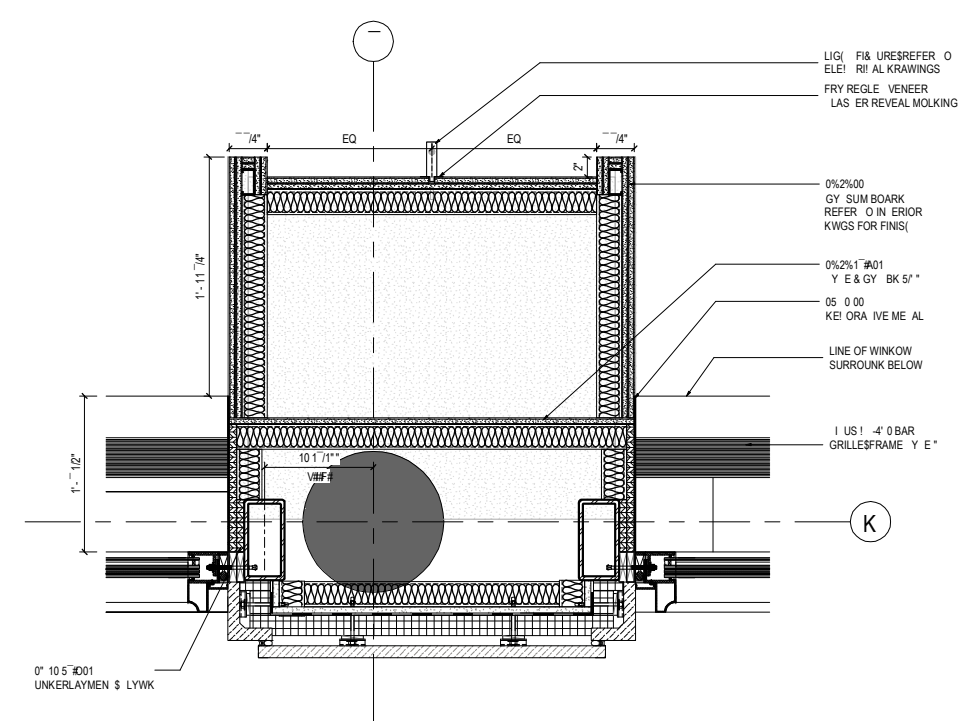
APPENDIX

PROPOSED NEW STOREFRONT SECTION DETAILS

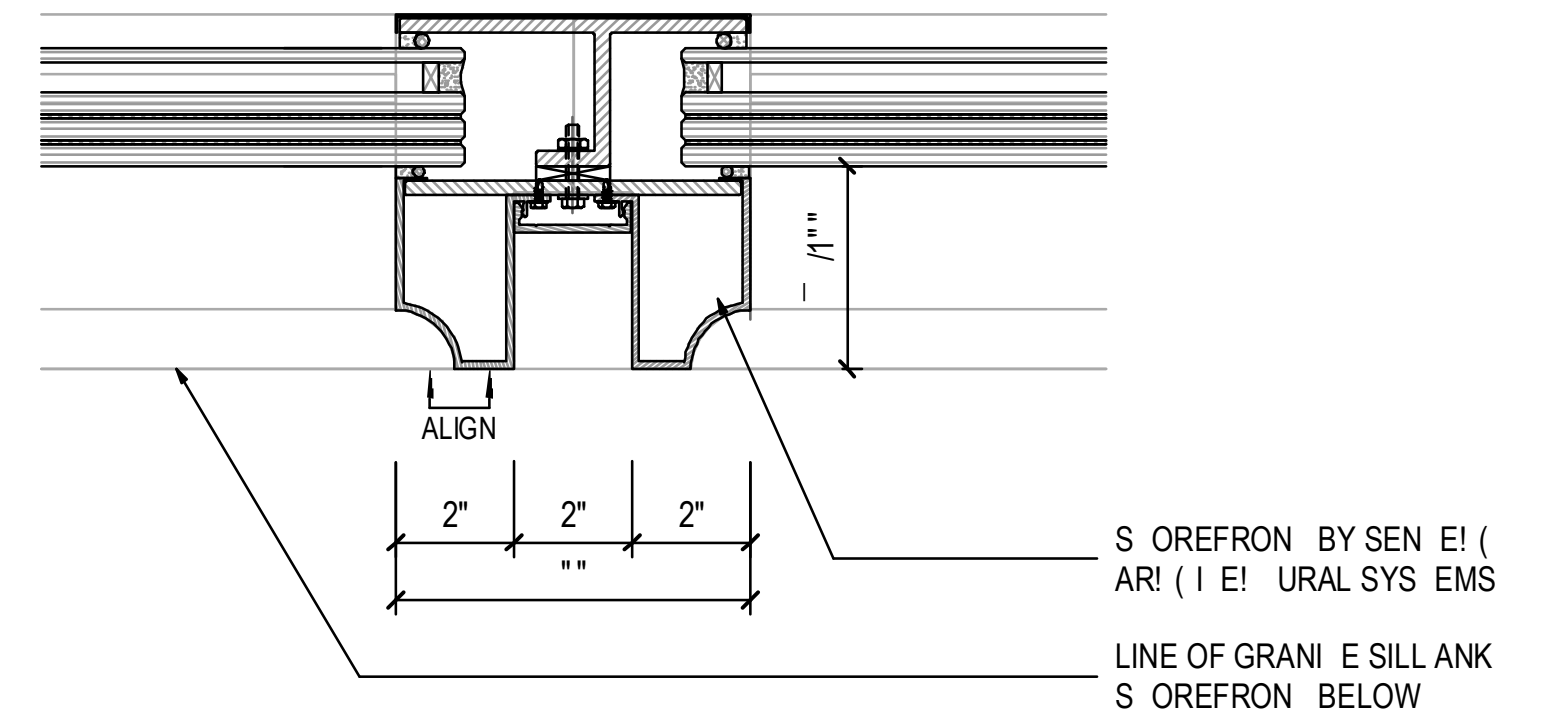
LPC-66



PROPOSED STOREFRONT SILL CONNECTION



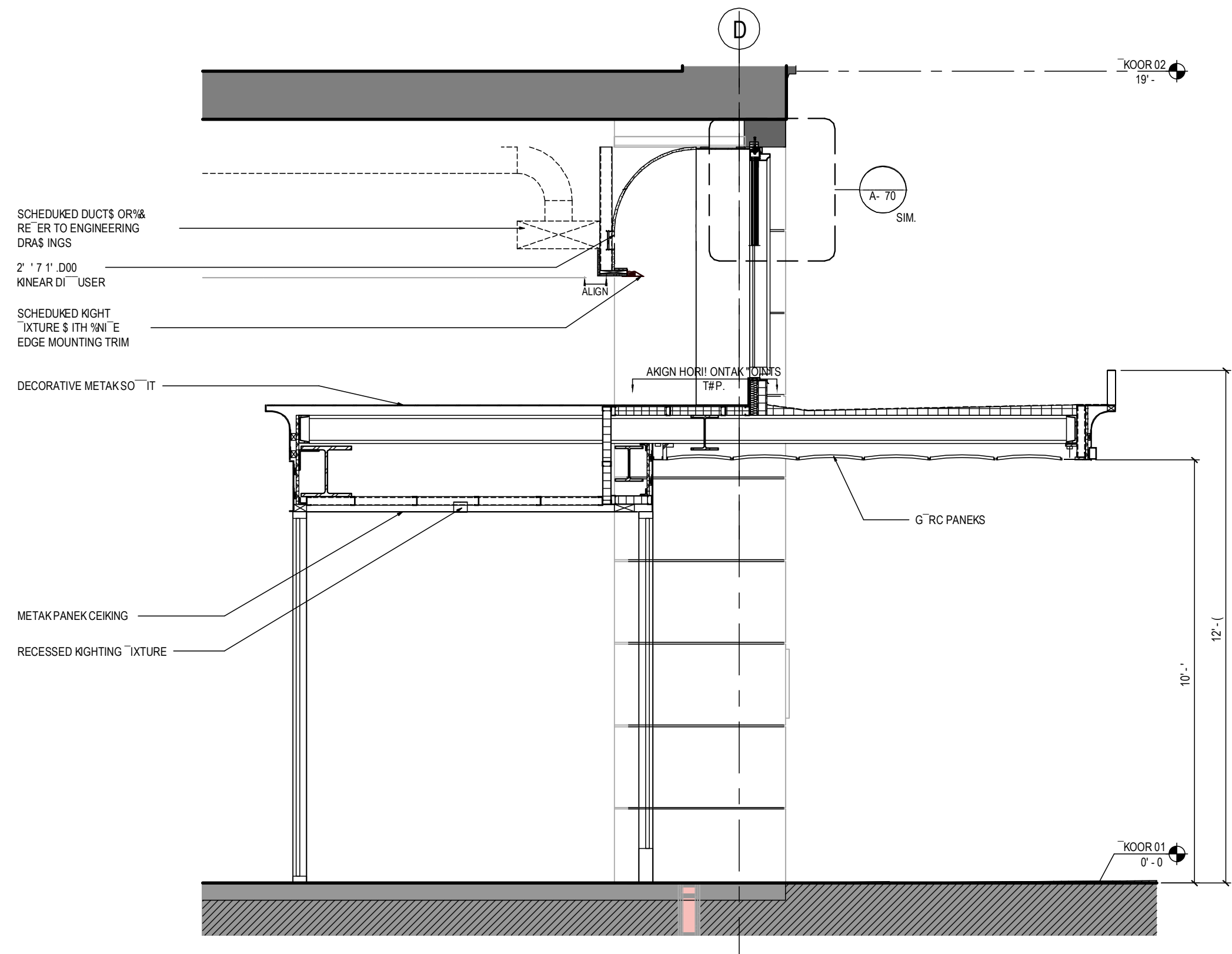
PROPOSED NEW PIER BUILDOUT



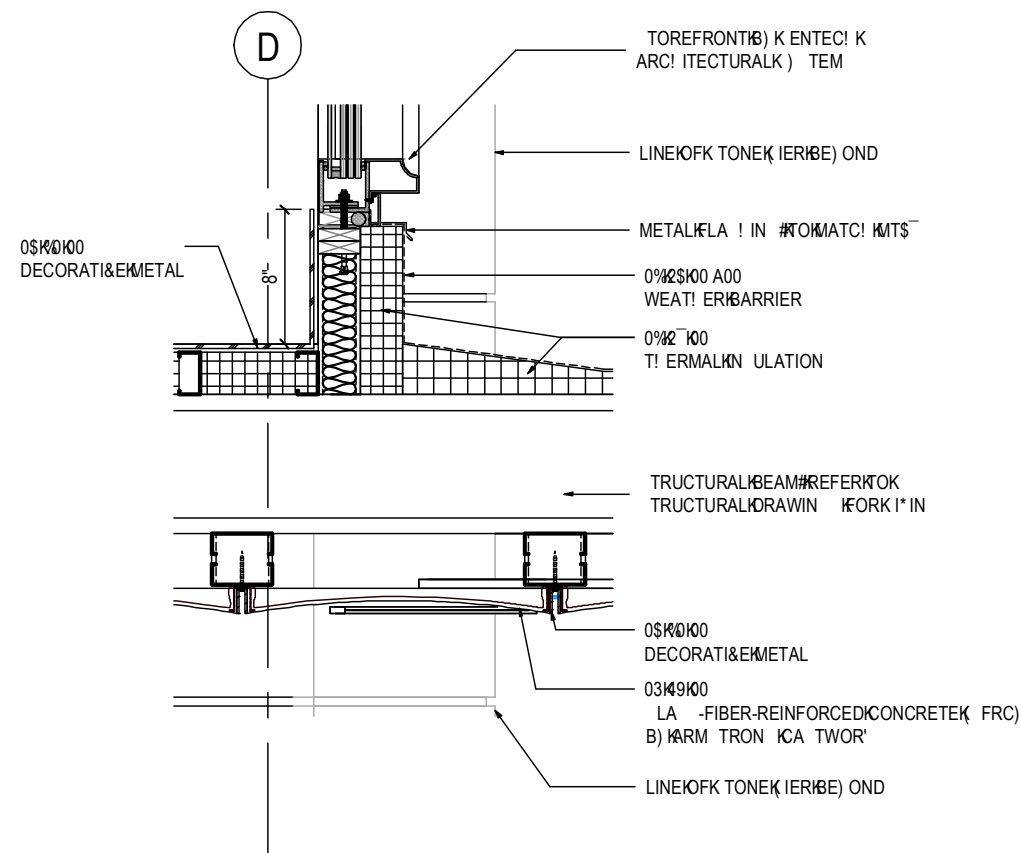
PROPOSED STOREFRONT MULLION PROFILE

PROPOSED NEW MARQUEE SECTION DETAILS

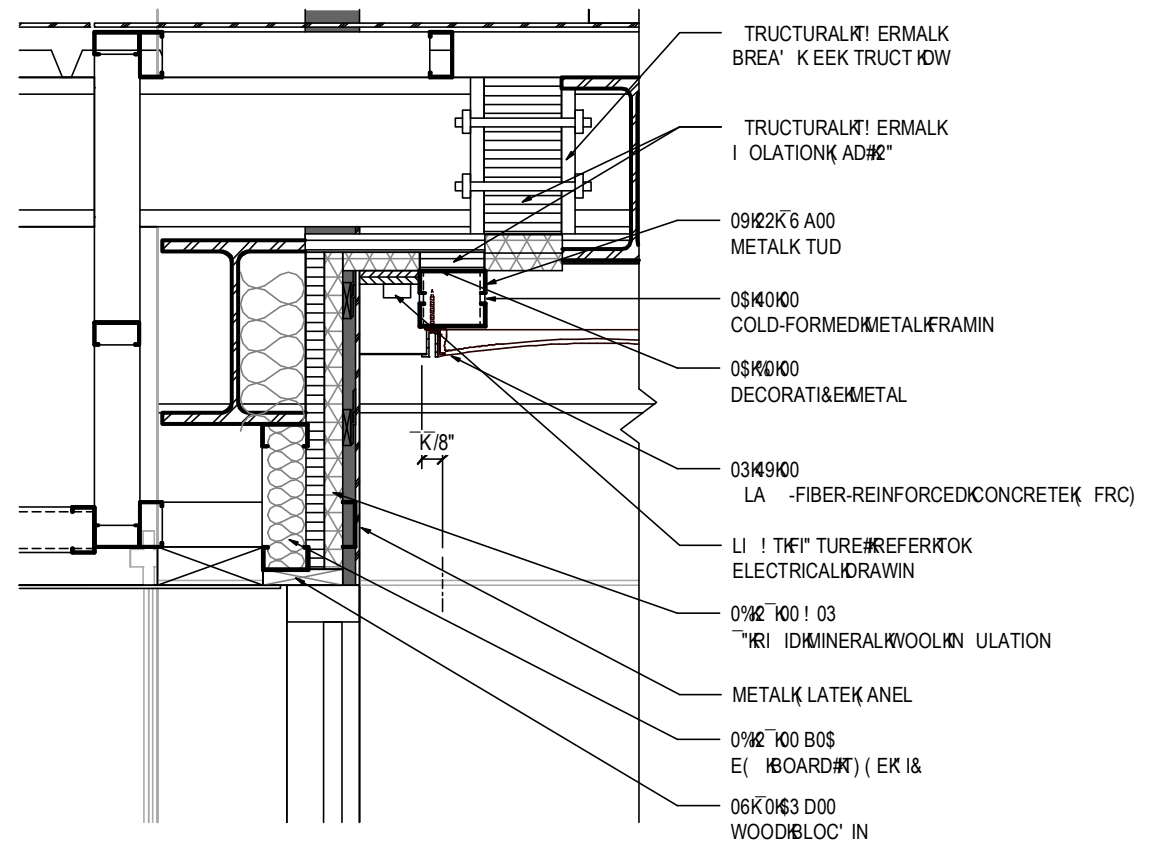
LPC-67



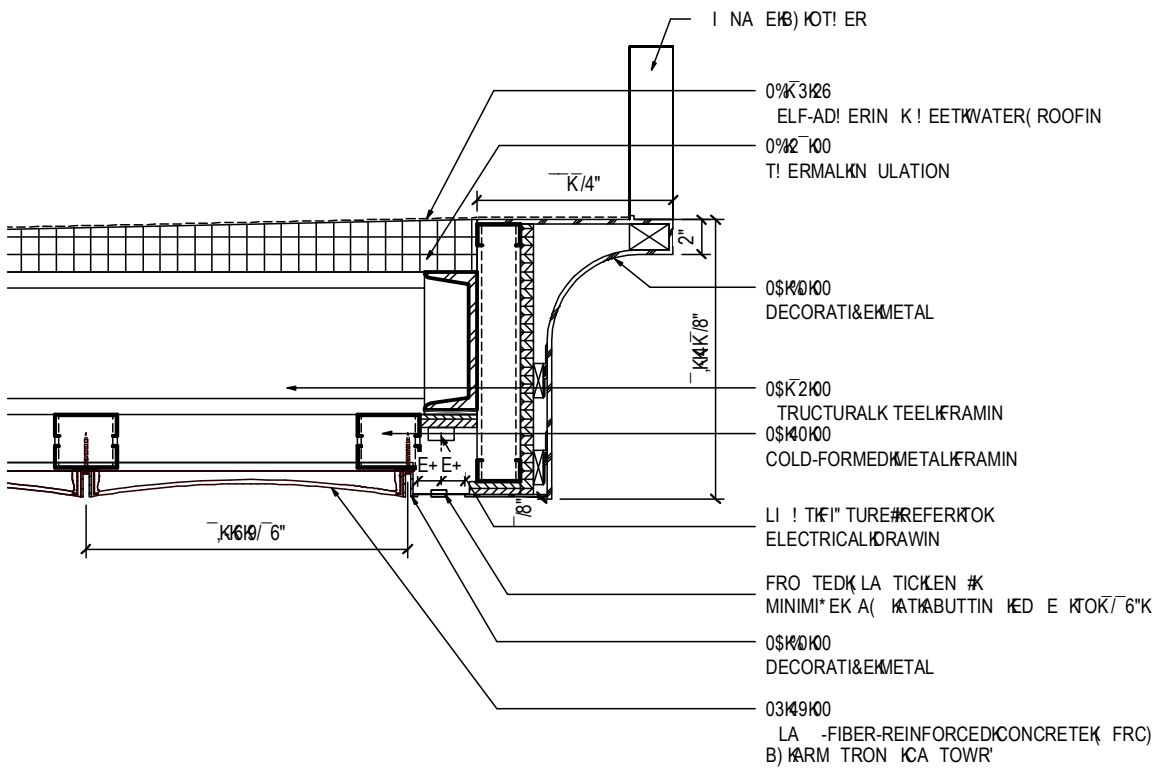
PROPOSED MARQUEE & VESTIBULE



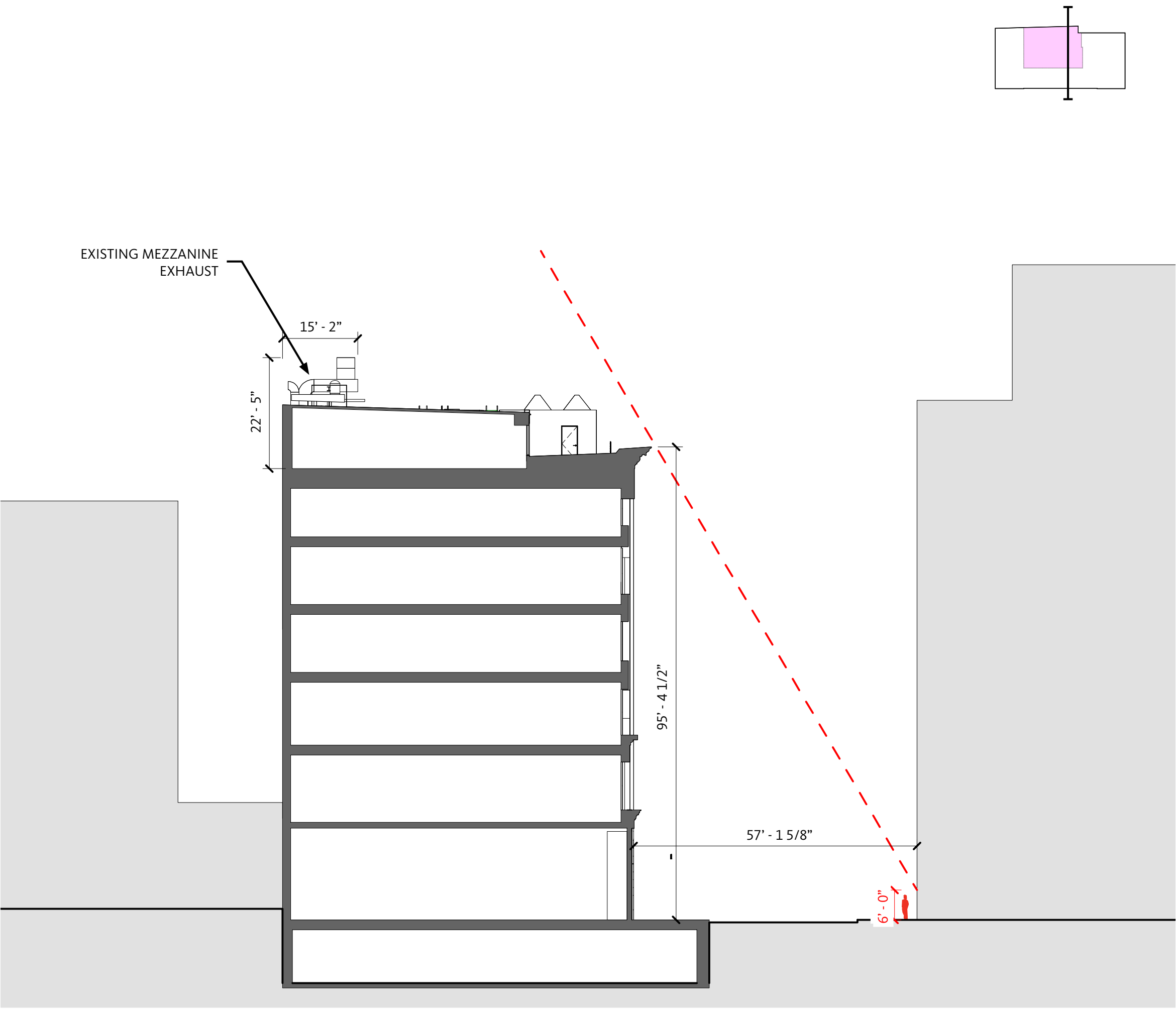
PROPOSED STOREFRONT ABOVE MARQUEE



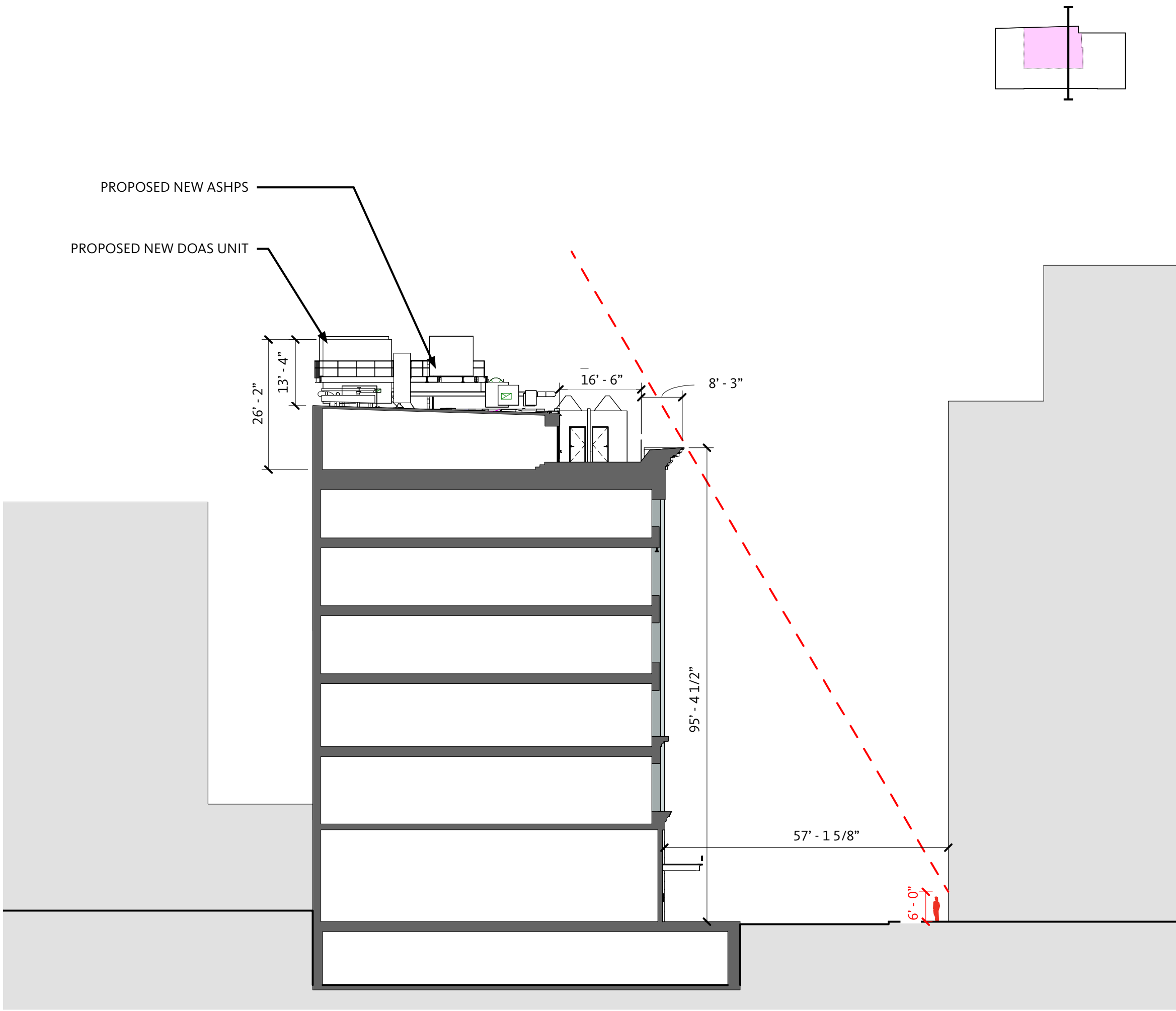
PROPOSED MARQUEE TO VESTIBULE TERMINATION



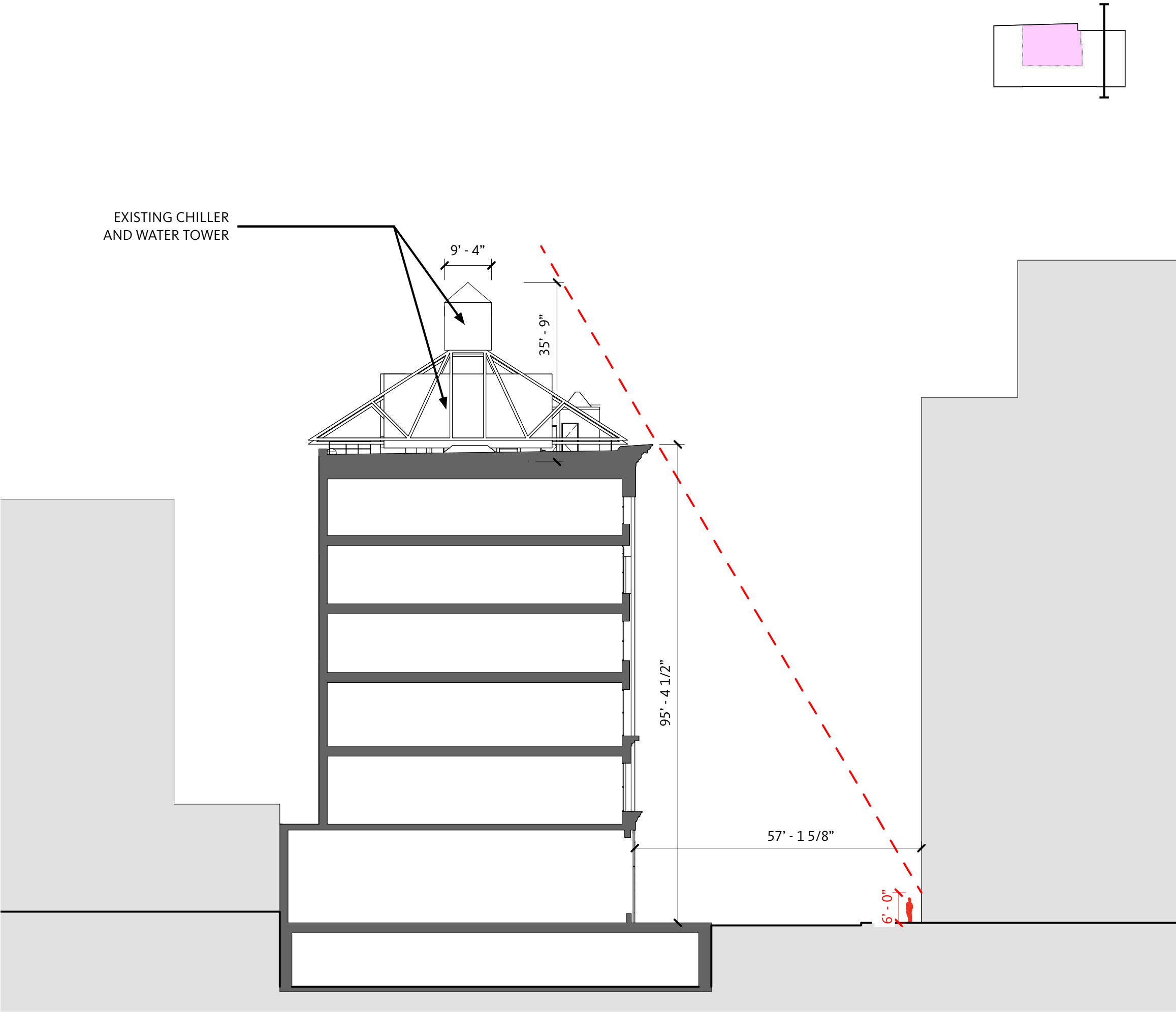
PROPOSED MARQUEE EDGE



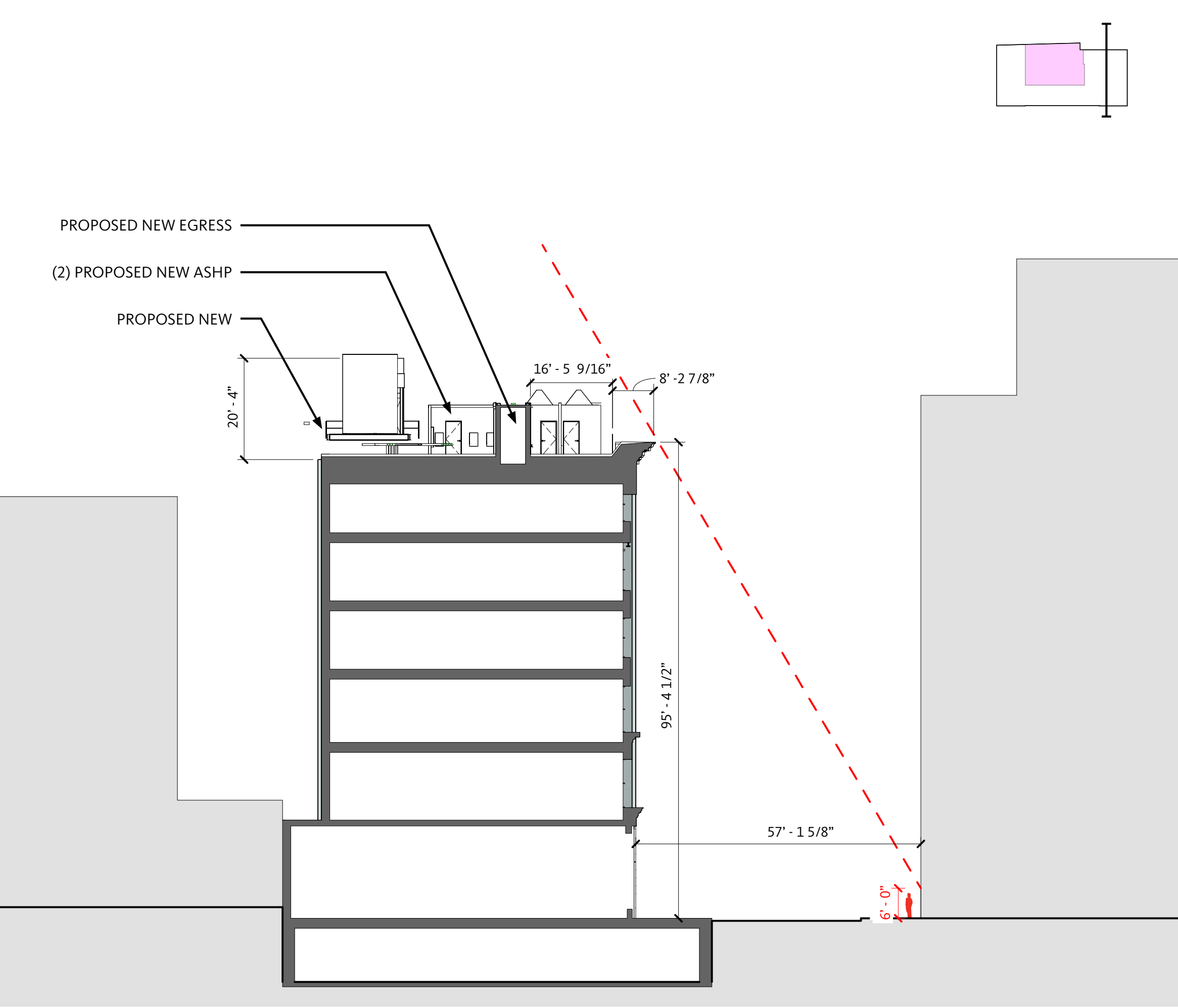
EXISTING



PROPOSED



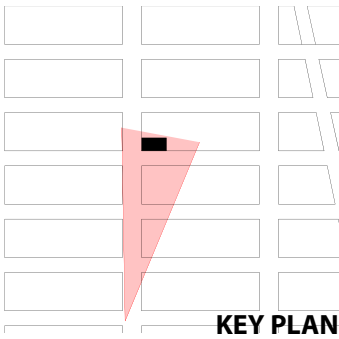
EXISTING



PROPOSED

ROOFTOP VISIBILITY - WEST 16TH STREET, FACING NORTHEAST

LPC-70



Existing & Mock-Up

Proposed

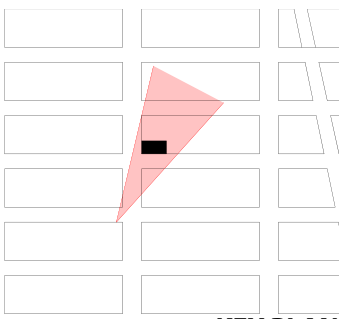


Existing & Mock-Up Zoom View Zoomed In

Proposed Zoomed in

ROOFTOP VISIBILITY - WEST 18TH STREET, FACING NORTHEAST

LPC-71



KEY PLAN




Existing & Mock-Up



Proposed



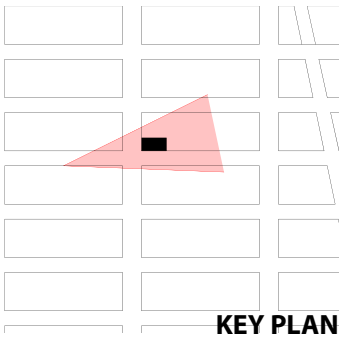
Existing & Mock-Up Zoom View Zoomed In



Proposed Zoomed in

ROOFTOP VISIBILITY - WEST 19TH STREET, WEST OF SIXTH AVENUE, FACING EAST

LPC-72



Existing & Mock-Up



Proposed



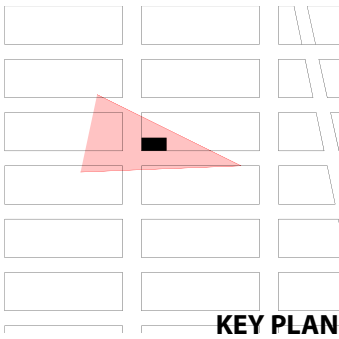
Existing & Mock-Up Zoom View Zoomed In



Proposed Zoomed in

ROOFTOP VISIBILITY - ACROSS WEST 19TH STREET, EAST OF SIXTH AVENUE, FACING NORTHWEST

LPC-73



Existing & Mock-Up



Proposed



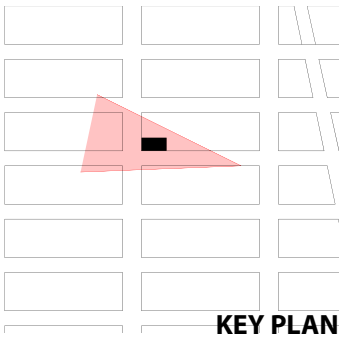
Existing & Mock-Up Zoom View Zoomed In



Proposed Zoomed in

ROOFTOP VISIBILITY - SOUTH SIDE OF WEST 19TH STREET, EAST OF SIXTH AVENUE, FACING NORTHWEST

LPC-74



Existing & Mock-Up



Proposed



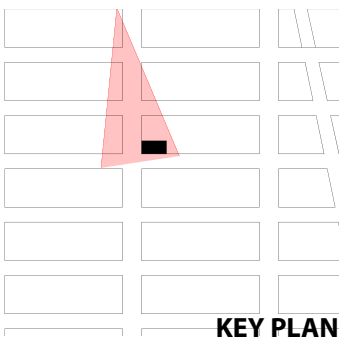
Existing & Mock-Up Zoom View Zoomed In



Proposed Zoomed in

ROOFTOP VISIBILITY - NORTHWEST CORNER OF SIXTH AVENUE & WEST 22ND STREET, FACING SOUTHEAST

LPC-75



Existing & Mock-Up



Proposed



Existing & Mock-Up Zoom View Zoomed In

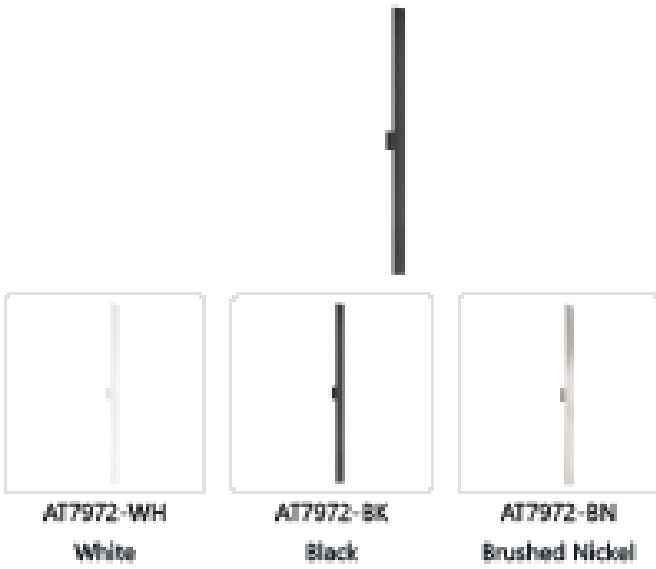


Proposed Zoomed in

VESTA
AT7972
WALL

PROJECT

MANHATTAN HEALTH CENTER
EXTERIOR SCONCE OPTION 7



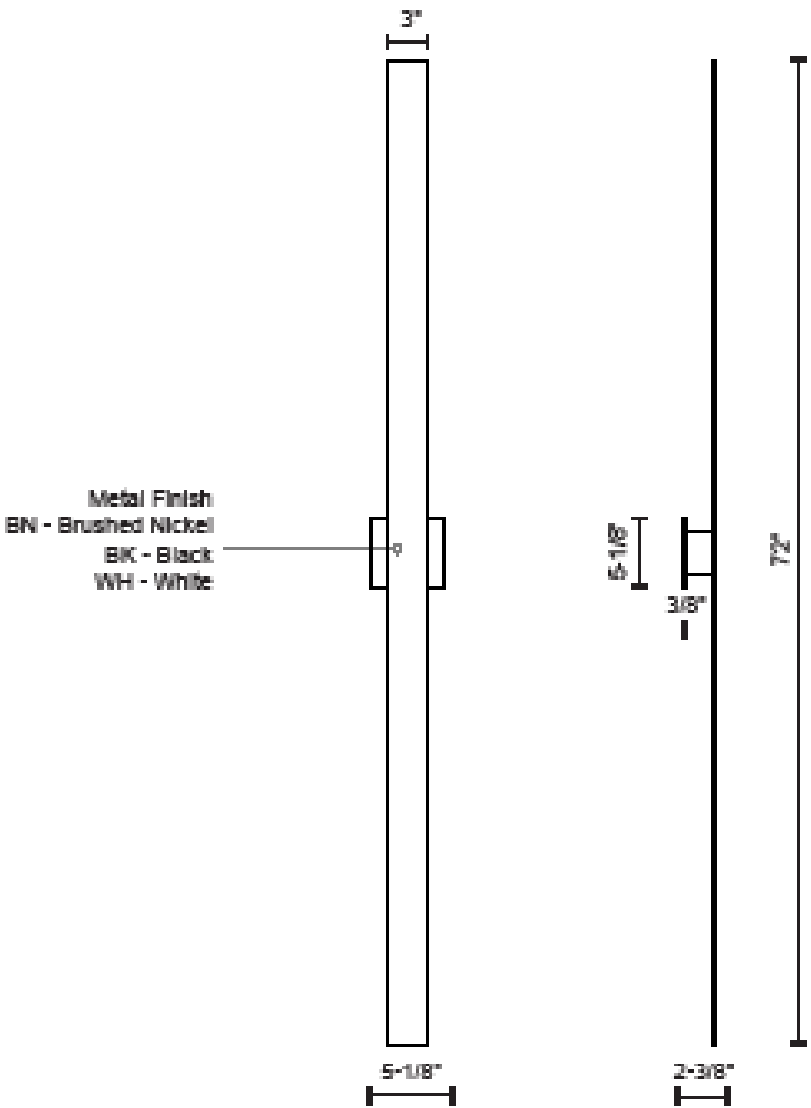
SPECIFICATION DETAILS

Fixture Dimensions	W3" x H72" x E2-3/8"
Light Source	AC LED Module
Wattage	88W
Total Lumens	7200lm
Delivered Lumens	WH-5175lm*
Voltage	120V
Color Temperature	3000K
CRI (Ra)	90CRI
Optional Color Temps	2700K - 5000K Available, Minimum Order Quantities Apply
LED Rated Life	50,000 hours
Dimming	100% - 10%, ELV Dimmer (Not Included)
Glass Details	Frosted Glass
ADA Compliant	Yes
Location	Wet
Illumination Direction	Backlit
Mounting Style	All Orientation Wall
Canopy Dimensions	W5-1/8" x H5-1/8" x E3/8"
Paint Finish	BK02; BN02; WH02

* For custom options, consult factory for details.
* For warranty information, please visit www.kuzcolighting.com/warranty

DESCRIPTION

Timeless simplicity with versatile purpose is offered with this wall sconce that measures 72 inches in length. Vesta mounts horizontally or vertically from a matching aluminum square affixed in the middle of the rectangular beam of formed aluminum. The concealed LEDs illuminate the mounting plane creating pool of light on the wall. Vesta is available in three different finishes: black or white powder coating and brushed nickel.



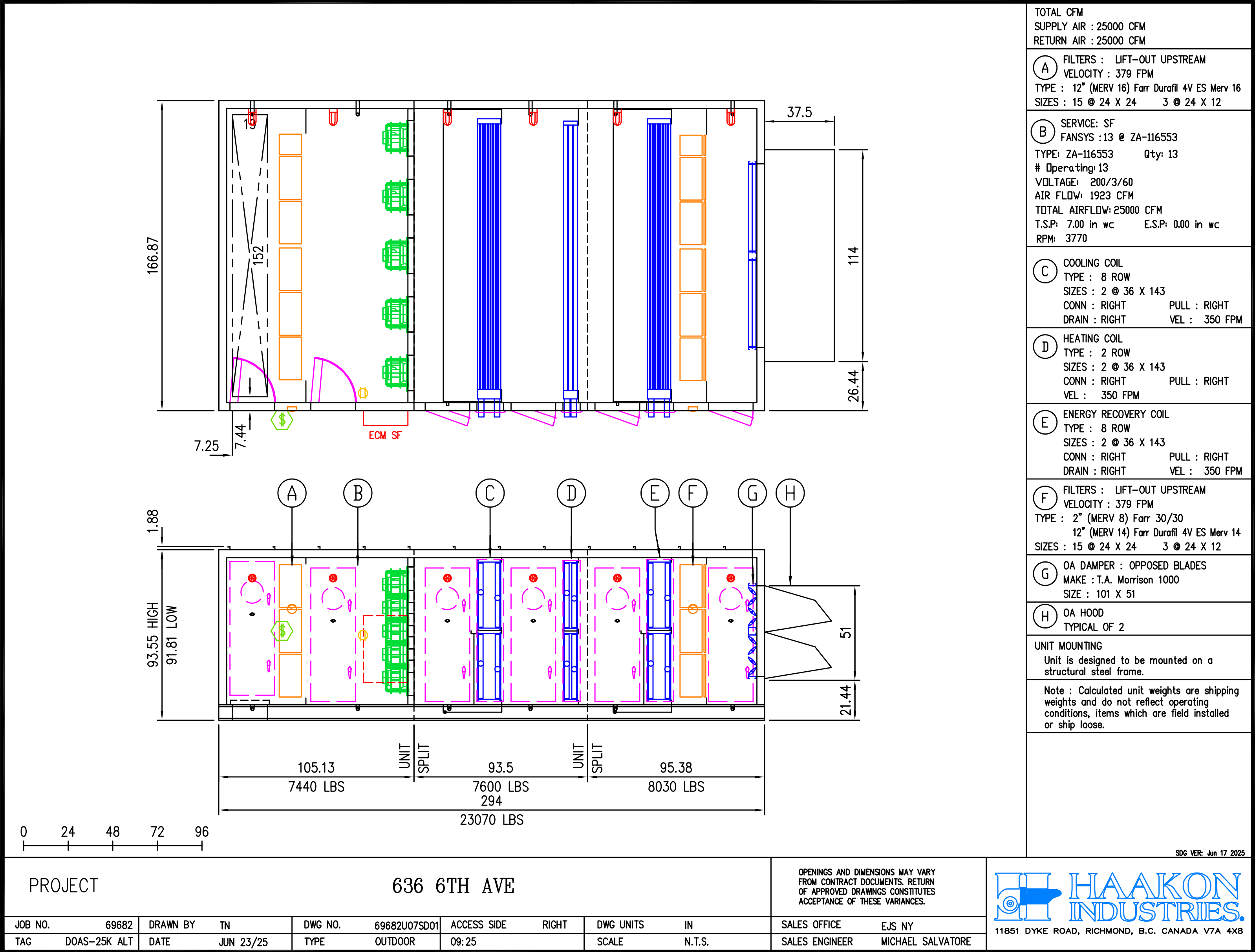
KUZCO

CANADA: 19054 24TH AVENUE - SURREY, BC V3Z 0N1
USA: 4025 E. LONE MOUNTAIN ROAD - LAS VEGAS, NV 89161
WWW.KUZCOLIGHTING.COM
© 2019 KUZCO LIGHTING. ALL RIGHTS RESERVED.

COMMENT







1. Product Specification - Technical Data

Article number	116553/A01
Type	GR31C-ZID.DC.CR
Rated values	3~200-240V 50/60Hz P(ed) 3.09kW 9.80-8.20A 3910min ⁻¹ 40°C
Electrical connection	Integrated controller
ErP Data	Measurement category ErP: A Air flow q(v) on Eta opt: 4174 m3/h Pressure increase p(fs) on Eta opt: 1624 Pa Input power P(ed) on Eta opt: 3100 W Efficiency H(statA): 64.7 % Efficiency grade: N(actual) = 70.0 / N(target) = 62* *ErP 2015
Heat Class	Thermal class 155
Efficiency Class	IE5
Io-Function	BASIC-MODBUS
Power Factor Controller	no PFC
Wireless Bluetooth	
Painting Stator	Stator unpainted
Coating Rotor	Rotor 1 coatpaint resistance class 1 (L-TI-0596)
Colour Sheet Rotor	RAL 5002 (ultramarine blue)
Material Impeller	Impeller made of ZAmid
Painting Impeller	unpainted
Colour Impeller	like RAL 5002 (ultramarine blue)
Connection Diagram	AP00001C
Installation Position	Fitting position H/Vu/Vo
Fitting Position Mot	Mounting position H/Vu/Vo
Motor Protection	integrated active temperature management
Type Of Protection	IP55
Impregnation	Moisture and hot climate protection
Inlet Nozzle	Inlet nozzle with measuring device for volume flow
Paint Nozzle	unpainted
Bearing Quality	ball bearing with long-time lubrication
Labelling UI/Csa	E213826 ZC-155, MK116-0015
Painting Motor	Stator/rotor separately
Colour Motor	Stator/rotor separately
None	
Min. Operating Temperature °C	-20°C
Disclaimer Ct20/Doe	Selected product is fully compliant with U.S. DOE and CT20 regulations for industrial fans and blowers.
Operating Manual	L-BAL-F078
Weight	20.00kg

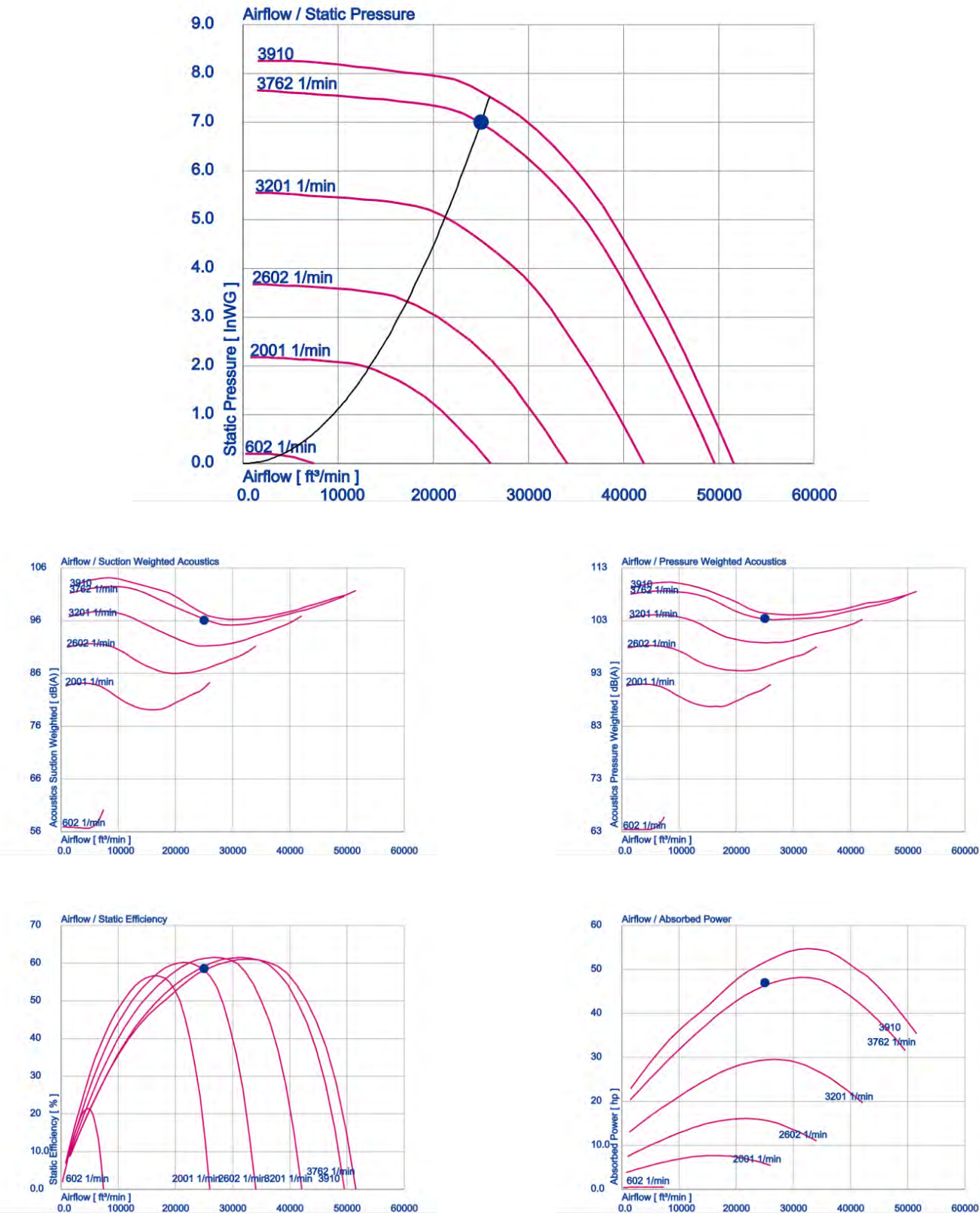
2. Duty Point Data

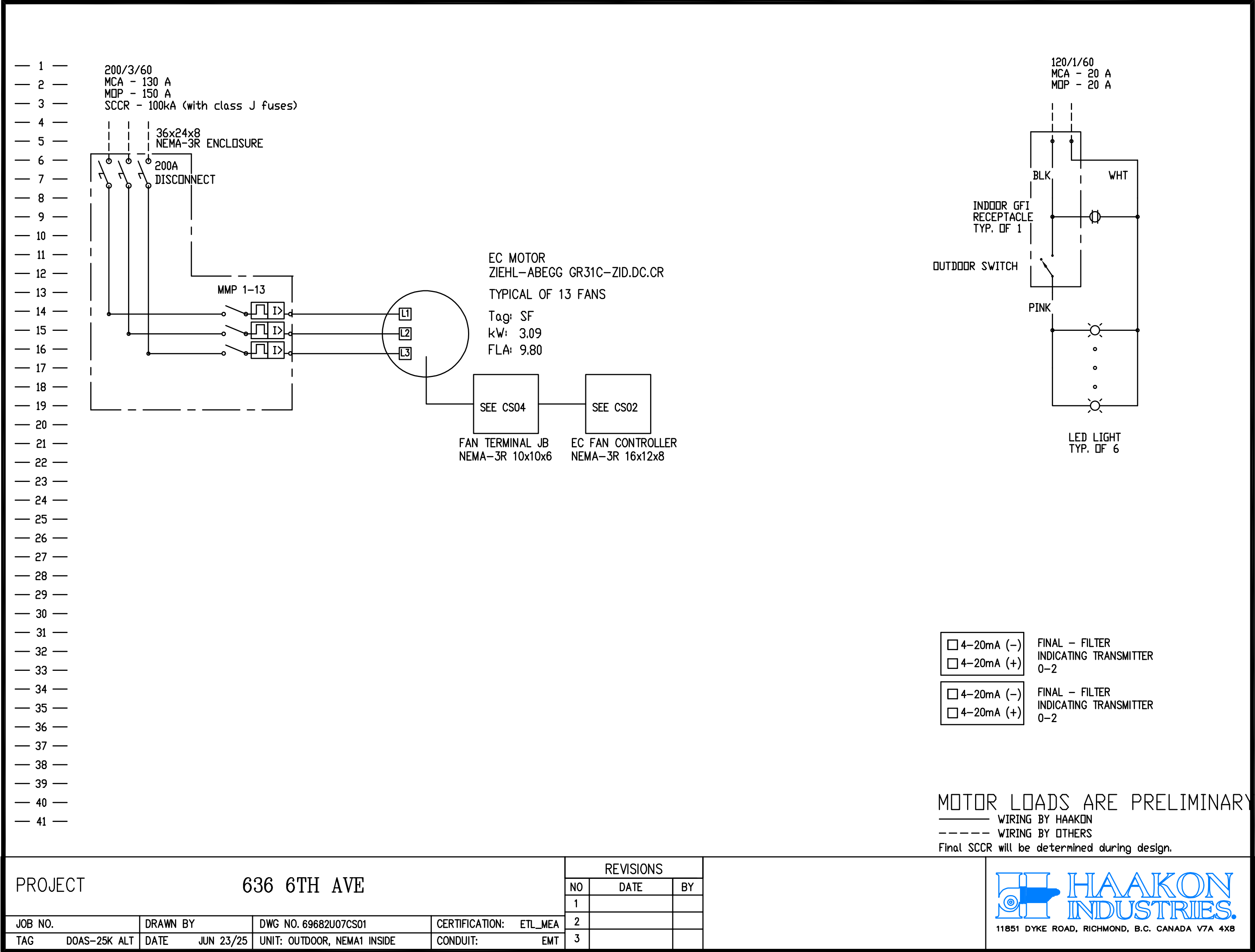
13x GR31C-ZID.DC.CR (116553/A01)		
Design Fan Size Motor Brand	GR-E/D 315 Cpro	
SFP Class SFP Value (Psfp)	- wspm3	5 2973,0
FEI FEG		1,15 90
Actual FEP Reference FEP	hp	0,06 51,43
Airflow (qV) Airflow Mains	ft³/min	25000,0 25870,9
Pressure, stat. (psF) Static Pressure Mains	InWG	7,0 7,5
Dynamic Pressure	InWG	0,21
Total Pressure (pF)	InWG	7,21
Air Velocity	fps	405,3
Density	lb/ft³	0,07
Altitude		
Temperature	celsius	20
RPM (n) RPM Percentage max.(nmax)	1/min	3769,93 @ 96,42% 3910
Absorbed Power (Psys)	hp	47,0
Elec. Power	hp	0,0
Shaft Power	hp	0,0
System Efficiency, stat. (ηsF,sys) tot. (ηF,sys)	%	58,6 60,4
Eta ERP ERP Year		70,0 2026
Frequency	Hz	60
Voltage	V	230
Current	A	94,95
Suction Acoustics (Lw(A),5) (Lw,5)	dB(A)	96 99
Pressure Acoustics (Lw(A),6) (Lw,6)	dB(A)	103 104
Enclosure / Impeller		2.09
Dimensions (Width x Height x Depth)	in	17 x 17 x 13
Installation (Width x Height x Depth)	in	158 x 79 x 30
Mass	lb	44,09
Kfactor Kfactor Grille		95 91
Nozzle Pressure (psF Düse)	InWG	4,75
Guard Grille	no	

Selected product is fully compliant with U.S. DOE and CT20 regulations for industrial fans and blowers.

Full Octave band																			
f [Hz]	sum	63	125	250	500	1000	2000	4000	8000	f [Hz]	sum	63	125	250	500	1000	2000	4000	8000
L _{w,5}	99	87	86	92	95	87	89	88	84	L _{w,6}	104	89	90	94	99	98	98	94	90
L _{w(A),5}	96	61	69	85	91	87	90	89	83	L _{w(A),6}	103	64	74	87	95	98	99	95	89

3. Characteristic Curve







NYG 0500

Air-cooled reversible modular heat pump

Cooling capacity 26.68 – 29.9 Ton
Heating capacity 329200 – 379273 BTU/h



DESCRIPTION

Reversible outdoor heat pumps for the production of chilled/heated water designed to satisfy the needs of residential and commercial buildings, or for industrial applications.

These are outdoor units with streamlined scroll compressors used with R454B gas.

The base, the structure and the panels are made of galvanized steel treated with polyester paint RAL 9003.

FEATURES

Operating field

Working at full load up to -4.0 °F outside air temperature in winter, and up to 115.0 °F in summer. Possibility production technical hot water production up to 150 °F. For more information refer to the selection program and to the dedicated documentation.

Modularity

Possibility of coupling several units designed to minimise the overall footprint.

Silent

Silent at the highest levels thanks to the inverter fans used in both the standard (I) and oversized (M) should be enhanced – the latter also offer high-static pressure.

Reliability

- The electrical panel on each module and the management logic via the Multichiller_EVO accessory, which allows the modules to work in synergy with each other, ensure continuity of service even if one unit malfunctions.
- Modularity is essential when component redundancy is required, as it allows for a safer system design and increased reliability.
- Possibility of using them in a system with fixed or variable flow rates.
- Possibility of excluding individual modules with valves on every unit in case of maintenance.

R454B refrigerant gas.

Use refrigerant fluid R454B, whose classification according to ISO 817 is A2L.

The environmental impact of the units is reduced considerably owing to the last generation R454B refrigerant.

Combining a reduced refrigerant load with a low global warming potential (GWP), these units boast low equivalent CO₂ values.

Electronic expansion valve

The possibility to use electronic expansion valve, offers significant benefits, especially when the chiller is working with partial loads, increasing the energy seasonal efficiency of the unit.

Also joint production of hot/cold water

Besides choosing the components carefully, we decided to provide a plug and play unit to also manage the hydraulic circuit, allowing the type of unit for 2 or 4 pipe systems in the configurator to be chosen.

- **In the 2-pipe configuration** , the production of hot or cold water is alternated according to need.
- **In the 4-pipe configuration**, hot or cold water can also be produced simultaneously if several modules are installed. The throttle valves on each module, independent of each other, allow the water produced on the collector of the hot or cold circuit to be switched according to the operating mode of the single unit established by the Multichiller_EVO, according to the cooling / heat load required by the system.

CONTROL PCO³

Microprocessor adjustment, with keyboard and LCD display,for easy access on the unit is a menu available in several languages.

- The presence of a programmable timer allows functioning time periods and a possible second set-point to be set.
- The temperature control takes place with the integral proportional logic, based on the water output temperature.
- **Floating HP control:** available for all models with an inverter fan. Thanks to continuous fan modulation, unit operation is optimised in every working position in cooling mode. The result is enhanced machine energy efficiency with partial loads.
- **Night Mode:** it is possible to set a silenced operation profile. Perfect for night operation since it guarantees greater acoustic comfort in the evenings, and a high efficiency in the time of greater load.

ACCESSORIES

AER48SP1: RS-485 interface for supervising systems with MODBUS protocol. 1 accessory is provided for each unit control board.

AERNET: The device remotely controls, manages and remotely monitors a chiller/heat pump using a PC, smartphone or table via a Cloud connection. AERNET acts as Master while each connected unit is configured as Slave up to a maximum of 6 control cards. It is also possible to save a log file with all the data from the connected units to your terminal with a simple click for possible post-analysis. With the purchase of the Router, the Customer benefits from a 24-month free period during which he can use the Aernet Service at no additional cost. At the end of this initial period, the Service may be renewed by subscribing to a 1, 2 or 3 year subscription. For further

details on costs and renewal methods, please contact our office or consult the technical documentation available on our website. www.aermec.com.

MULTICHILLER-EVO: Control, switch-on and switch-off system of the single chillers where multiple units are installed in parallel (max. no. 9), always ensuring constant flow rate to the evaporators.

PGD1: Allows you to control the unit at a distance.

FACTORY FITTED ACCESSORIES

KNBY: Pair of caps with grooved joints assembled on the unit manifold.

KRQ: Electric heater for the control and electric power board.

BRC1R: Condensate drip tray with heater. Consider 1 for each V-block.

GPNYG_SIDE_2: Anti-intrusion grid.

GPNYG_SIDE_4: Anti-intrusion grid.

GPNYG_BACK: Anti-intrusion grid.

ACCESSORIES COMPATIBILITY

Model	0500
AER48SP1	*
AERNET	*
MULTICHILLER-EVO	*
PGD1	*

Anti-intrusion grid

0500
GPNYG_BACK

A grey background indicates the accessory must be assembled in the factory

0500
GPNYG_SIDE_2 (1)

(1) For 2-pipe units

A grey background indicates the accessory must be assembled in the factory

0500
GPNYG_SIDE_4 (1)

(1) For 4-pipe units

A grey background indicates the accessory must be assembled in the factory

Electric heater for the control and electric power board

0500
KRQ_NYG_M

A grey background indicates the accessory must be assembled in the factory

CRATE

0500
CRATE_NYG

Condensate drip with resistance

0500
BRC1R (1)

(1) Consider 1 for each V-block.

A grey background indicates the accessory must be assembled in the factory

CONFIGURATOR

Field	Description
1,2,3	NYG
4,5,6,7	Size 0500
8	Operating field
X	Electronic thermostatic expansion valve (1)
Z	Low temperature electronic thermostatic valve (2)
9	Model
G	Heat pump - Vapour injection scroll compressors - Extended heating envelope up to 149F LWT
H	Heat pump - Standard scroll compressors - Standard heating envelope
K	Heat pump - Vapour injection scroll compressors - Extended heating envelope up to 149F LWT
10	Heat recovery
D	With desuperheater
°	Without heat recovery
11	Coils
V	Copper plegs-Coated aluminium fins
°	Copper-aluminium

Field	Description
12	Fans
J	Inverter
M	Enhanced EC inverter (3)
13	Power supply
6	230V - 3 60Hz
7	460V - 3 60Hz
8	575V - 3 60Hz
9	208V - 3 60Hz
14,15	Integrated hydronic kit
00	145 psi rated
0P	300 psi rated
16	System type
2	2-pipe system
4	4-pipe system

(1) Outlet water temperature from +39.2°F

(2) Water outlet temperature below +39.2 °F

(3) Option not available with 575V power supply

PERFORMANCE SPECIFICATIONS

		NYG 0500H	NYG 0500G	NYG 0500K
Cooling performance 54.01 °F / 44.01 °F (1)				
Cooling capacity	ton	26.68	29.9	29.9
Input power	kW	31.51	35.8	35.8
EER	BTU/(Wh)	10.16	10.06	10.06
EEP	BTU/(Wh)	13.27	13.31	13.31
Water flow rate system side	gpm	63.83	71.6	71.6
Pressure drop system side	ft.H ₂ O	8.31	8.31	8.31

Heating performance 104 °F / 113 °F (2)				
Heating capacity	BTU/h	329200	379273	379273
Input power	kW	34.70	36.9	36.9
COP	kW/kW	2.781	3.02	3.02
Water flow rate system side	gpm	62.02	71.4	71.4
Pressure drop system side	ft.H ₂ O	7.85	8.27	8.27

(1) Reference conditions: AHR and 550/590 I-P; Service side water 54.01°F / 44.01°F; Outside air 95°F

(2) Reference conditions: AHR and 550/590 I-P; Service side water 104 °F / 113 °F; Outside air 44.6 °F

		NYG 0500H	NYG 0500G	NYG 0500K
Partialisations EER				
100%	BTU/Wh	10.13	10.07	10.07
75%	BTU/Wh	11.94	12.01	12.01
50%	BTU/Wh	14.02	14.02	14.02
25%	BTU/Wh	15.32	15.42	15.42

GENERAL TECHNICAL DATA

		NYG 0500H	NYG 0500G	NYG 0500K
Compressor				
Type	type	Scroll	Scroll	Scroll
Compressor regulation	type	On-Off	On-Off	On-Off
Number	no.	2	2	2
Circuits	no.	2	2	2
Refrigerant	type	R454B	R454B	R454B
Total refrigerant charge (1)	lbs	33.1	39.7	39.7
System side heat exchanger				
Type	type	Brazed plate	Brazed plate	Brazed plate
Number	no.	1	1	1
Hydraulic connections				
Connections (in/out)	Type	Grooved joints	Grooved joints	Grooved joints
Size (in)	Ø	6"	6"	6"
Size (mm)	Ø	6"	6"	6"

(1) The load indicated in the table is an estimated and preliminary value. The final value of the refrigerant load is indicated on the unit's technical label. For further information contact the office.

ELECTRIC DATA

Size				0500
Power supply: 230V				
Peak current (LRA)	J	A		430
	M	A		441
Minimum circuit amperage (MCA)	J	A		150
	M	A		175
Maximum overcurrent permitted by the protection device (MOP)	J	A		175
	M	A		200
Nominal Short-Circuit Current (SCCR)	J,M	kA		65
Power supply: 460V				
Peak current (LRA)	J	A		238
	M	A		243
Minimum circuit amperage (MCA)	J,M	A		80
Maximum overcurrent permitted by the protection device (MOP)	J,M	A		100
Nominal Short-Circuit Current (SCCR)	J,M	kA		65
Power supply: 575V				
Peak current (LRA)	J	A		171
	M	A		-
Minimum circuit amperage (MCA)	J	A		70
	M	A		-
Maximum overcurrent permitted by the protection device (MOP)	J	A		90
	M	A		-
Nominal Short-Circuit Current (SCCR)	J	kA		50
	M	kA		-
Power supply: 208V				
Peak current (LRA)	J	A		430
	M	A		441
Minimum circuit amperage (MCA)	J	A		150
	M	A		175
Maximum overcurrent permitted by the protection device (MOP)	J	A		175
	M	A		200
Nominal Short-Circuit Current (SCCR)	J,M	kA		65
Electric data (G)				0500
Size				
Power supply: 230V				
Peak current (LRA)	J	A		430
	M	A		441
Minimum circuit amperage (MCA)	J	A		150
	M	A		175
Maximum overcurrent permitted by the protection device (MOP)	J	A		175
	M	A		200
Nominal Short-Circuit Current (SCCR)	J,M	kA		65
Power supply: 460V				
Peak current (LRA)	J	A		238
	M	A		243
Minimum circuit amperage (MCA)	J,M	A		80
Maximum overcurrent permitted by the protection device (MOP)	J,M	A		100
Nominal Short-Circuit Current (SCCR)	J,M	kA		65
Power supply: 575V				
Peak current (LRA)	J	A		171
	M	A		-
Minimum circuit amperage (MCA)	J	A		70
	M	A		-
Maximum overcurrent permitted by the protection device (MOP)	J	A		90
	M	A		-
Nominal Short-Circuit Current (SCCR)	J	kA		50
	M	kA		-
Power supply: 208V				
Peak current (LRA)	J	A		430
	M	A		441
Minimum circuit amperage (MCA)	J	A		150
	M	A		175
Maximum overcurrent permitted by the protection device (MOP)	J	A		175
	M	A		200
Nominal Short-Circuit Current (SCCR)	J,M	kA		65

Electric data (K)

Size				0500
Power supply: 230V				
Peak current (LRA)	J	A		440
	M	A		451
Minimum circuit amperage (MCA)	J	A		175
	M	A		200
Maximum overcurrent permitted by the protection device (MOP)	J,M	A		225
Nominal Short-Circuit Current (SCCR)	J,M	kA		65
Power supply: 460V				
Peak current (LRA)	J	A		241
	M	A		247
Minimum circuit amperage (MCA)	J,M	A		90
Maximum overcurrent permitted by the protection device (MOP)	J,M	A		110
Nominal Short-Circuit Current (SCCR)	J,M	kA		65
Power supply: 575V				
Peak current (LRA)	J	A		172
	M	A		-
Minimum circuit amperage (MCA)	J	A		70
	M	A		-
Maximum overcurrent permitted by the protection device (MOP)	J	A		90
	M	A		-
Nominal Short-Circuit Current (SCCR)	J	kA		50
	M	kA		-
Power supply: 208V				
Peak current (LRA)	J	A		440
	M	A		451
Minimum circuit amperage (MCA)	J	A		175
	M	A		200
Maximum overcurrent permitted by the protection device (MOP)	J,M	A		225
Nominal Short-Circuit Current (SCCR)	J,M	kA		65

Data calculated without hydronic kit and accessories.

FANS DATA

	NYG 0500H	NYG 0500G	NYG 0500K
Inverter fan			
Type	type	Axial	Axial
Fan motor	type	Inverter	Inverter
Number	no.	2	2
Air flow rate	cfm	21,189	21,189
Increased fan			
Type	type	Axial	Axial
Number	no.	2	2
Fan motor	type	Inverter	Inverter
Air flow rate	cfm	21,189	21,189
High static pressure - maximum	in-wc	1	1

SOUND DATA CALCULATED IN COOLING MODE

Sound data (without high static pressure)

Inverter fan	NYG 0500H	NYG 0500G	NYG 0500K
Sound data calculated in cooling mode (1)			
Sound power level	dB(A)	89,4	89,4

(1) Sound power calculated on the basis of measurements made in accordance with UNI EN ISO 9614-2. Sound pressure (cold functioning) measured in free field, 10 m / 33 ft away from the unit external surface (in compliance with UNI EN ISO 3744).

Inverter fan	NYG 0500H	NYG 0500G	NYG 0500K
Sound data calculated in cooling mode (1)			
Sound power level	dB(A)	89,4	89,4

(1) Sound power calculated on the basis of measurements made in accordance with UNI EN ISO 9614-2. Sound pressure (cold functioning) measured in free field, 10 m / 33 ft away from the unit external surface (in compliance with UNI EN ISO 3744).

Sound data (with high static pressure)

Inverter fan	NYG 0500H	NYG 0500G	NYG 0500K
Sound data calculated in cooling mode (1)			
Sound power level	dB(A)	97,4	97,4
High static pressure - maximum	in-wc	1	1

(1) Sound power calculated on the basis of measurements made in accordance with UNI EN ISO 9614-2. Sound pressure (cold functioning) measured in free field, 10 m / 33 ft away from the unit external surface (in compliance with UNI EN ISO 3744).

SOUND DATA CALCULATED IN HEATING MODE

Sound data (without high static pressure)

Inverter fan	NYG 0500H	NYG 0500G	NYG 0500K
Sound data calculated in heating mode (1)			
Sound power level	dB(A)	91,8	91,8

(1) Sound power calculated on the basis of measurements made in accordance with UNI EN ISO 9614-2. Sound pressure (cold functioning) measured in free field, 10 m / 33 ft away from the unit external surface (in compliance with UNI EN ISO 3744).

Inverter fan	NYG 0500H	NYG 0500G	NYG 0500K
Sound data calculated in heating mode (1)			
Sound power level	dB(A)	91,8	91,8

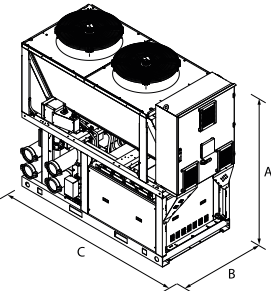
(1) Sound power calculated on the basis of measurements made in accordance with UNI EN ISO 9614-2. Sound pressure (cold functioning) measured in free field, 10 m / 33 ft away from the unit external surface (in compliance with UNI EN ISO 3744).

Sound data (with high static pressure)

Inverter fan	NYG 0500H	NYG 0500G	NYG 0500K
Sound data calculated in heating mode (1)			
Sound power level	dB(A)	99,8	99,8
High static pressure - maximum	in-wc	1	1

(1) Sound power calculated on the basis of measurements made in accordance with UNI EN ISO 9614-2. Sound pressure (cold functioning) measured in free field, 10 m / 33 ft away from the unit external surface (in compliance with UNI EN ISO 3744).

DIMENSIONS



Model H				0500
Size				
Dimensions and weights				
A	J	in		96.5
	M	in		99.6
B	J,M	in		46.9
C	J,M	in		106.9

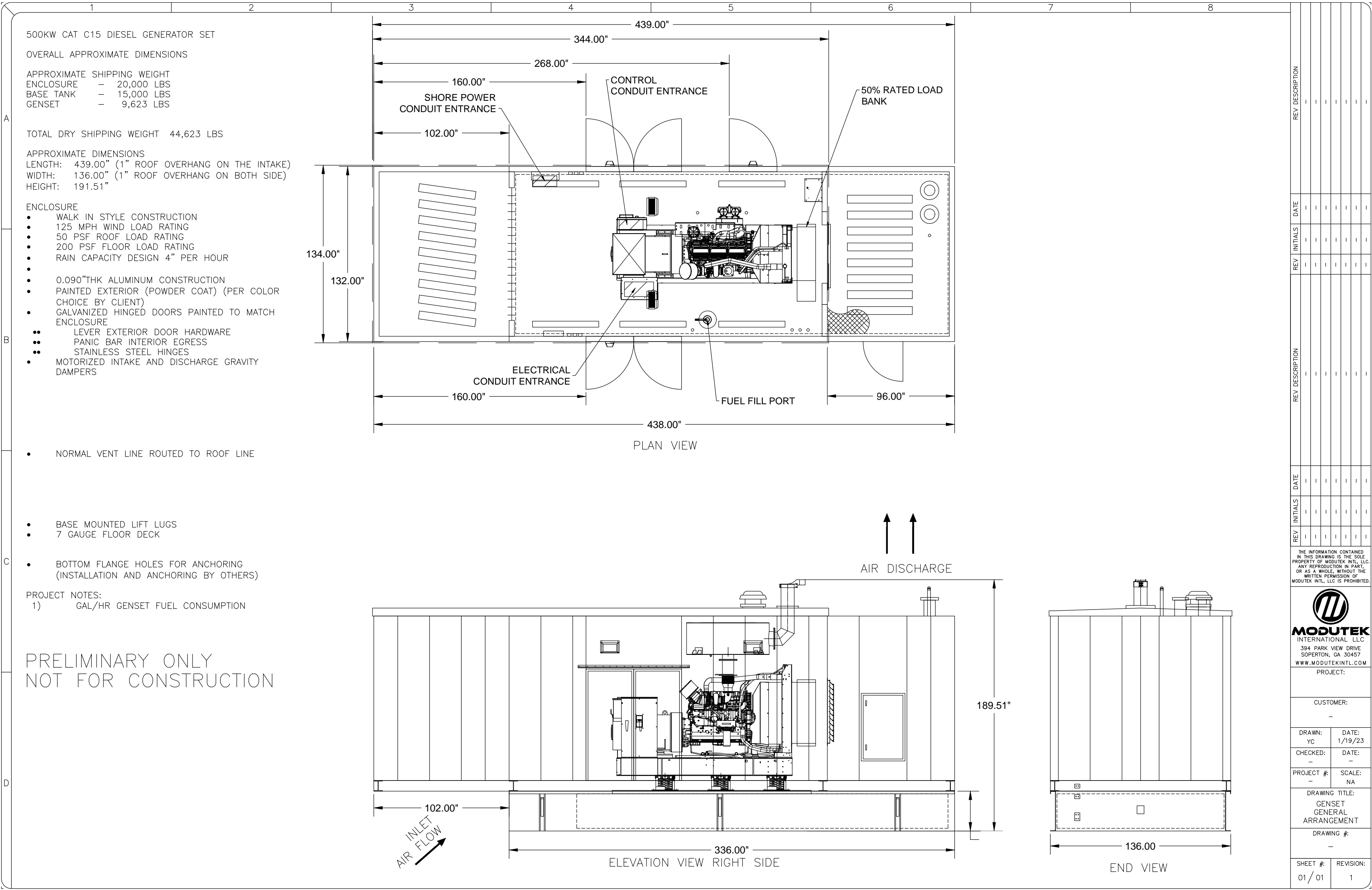
Model G				0500
Size				
Dimensions and weights				
A	J	in		96.5
	M	in		99.6
B	J,M	in		46.9
C	J,M	in		106.9

Model K				0500
Size				
Dimensions and weights				
A	J	in		96.5
	M	in		99.6
B	J,M	in		46.9
C	J,M	in		106.9

WEIGHTS				NYG 0500H	NYG 0500G	NYG 0500K
2 pipe						
Empty weight	lbs	2,895		3,159		3,159
Weight functioning	lbs	3,049		3,314		3,314
4 pipe						
Empty weight	lbs	3,027		3,292		3,292
Weight functioning	lbs	3,269		3,534		3,534

Aermec reserves the right to make any modifications deemed necessary. All data is subject to change without notice. Aermec does not assume responsibility or liability for errors or omissions.

Aermec S.p.A.
Via Roma, 990 - 37040 Bevilacqua (VR) - Italia
Tel. 0442/261311 - Telefax 0442/251577
www.aermec.com



September 16, 2025
Public Hearing

The current proposal is:

Preservation Department – Item 5, LPC-26-01659

634 Avenue of the Americas – Ladies' Mile Historic District Borough of Manhattan

To testify virtually, please join Zoom

Webinar ID: 161 307 6826

Passcode: 203639

By Phone: 646-828-7666 (NY)

833-435-1820 (Toll-free)

833-568-8864 (Toll-free)

Note: If you want to testify virtually on an item, join the Zoom webinar at the agenda's "Be Here by" time (about an hour in advance). When the Chair indicates it's time to testify, "raise your hand" via the Zoom app if you want to speak (*9 on the phone). Those who signed up in advance will be called first.