

THE PLAZA HOTEL

768 5TH AVENUE
NEW YORK, NEW YORK, 10019

LPC COMPLIANCE INITIATIVE: PUBLIC HEARING ITEMS

COMMUNITY BOARD FIVE PRESENTATION:
OCTOBER 3RD, 2017
TUESDAY, 6PM-9PM

COMMUNITY BOARD FIVE PRESENTATION:
OCTOBER 12TH, 2017
THURSDAY, 6PM-9PM

LANDMARKS COMMISSIONERS PUBLIC HEARING:
TBD - MARCH 6TH, 2018

ERNST ARCHITECT, PLLC.
177 WEST BROADWAY
NEW YORK, NEW YORK, 10013



CONTENTS

- 1 LOADING DOCK DOORS
- 2 58TH STREET STOREFRONT
- 3 EXTERIOR HEATERS
- 4 EXTERIOR HVAC
- 5 NW TURRET



OVERALL CONTEXT

ADDRESS: THE PLAZA HOTEL
768 5TH AVENUE
NEW YORK, NY, 10019

BLOCK: 1274 LOT: 7504

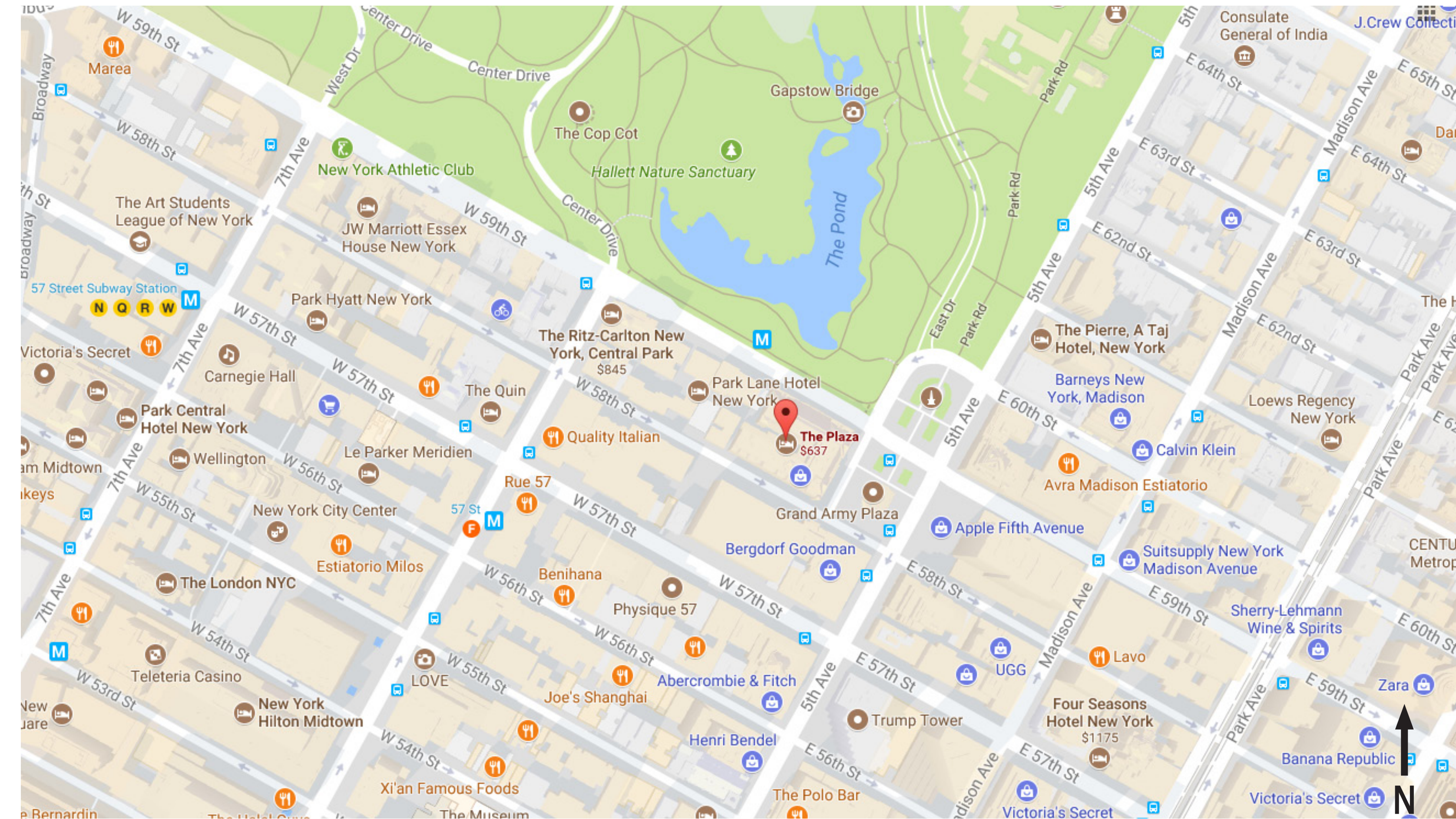
PRIMARY ZONING: R10H

ZONING MAP: 8C

MIXED RESIDENTIAL AND
COMMERCIAL

YEAR BUILT: 1907

OF FLOORS: 19



HISTORICAL PHOTOS: THEN AND NOW

CIRCA 1890S



CIRCA 1908



CIRCA 1912

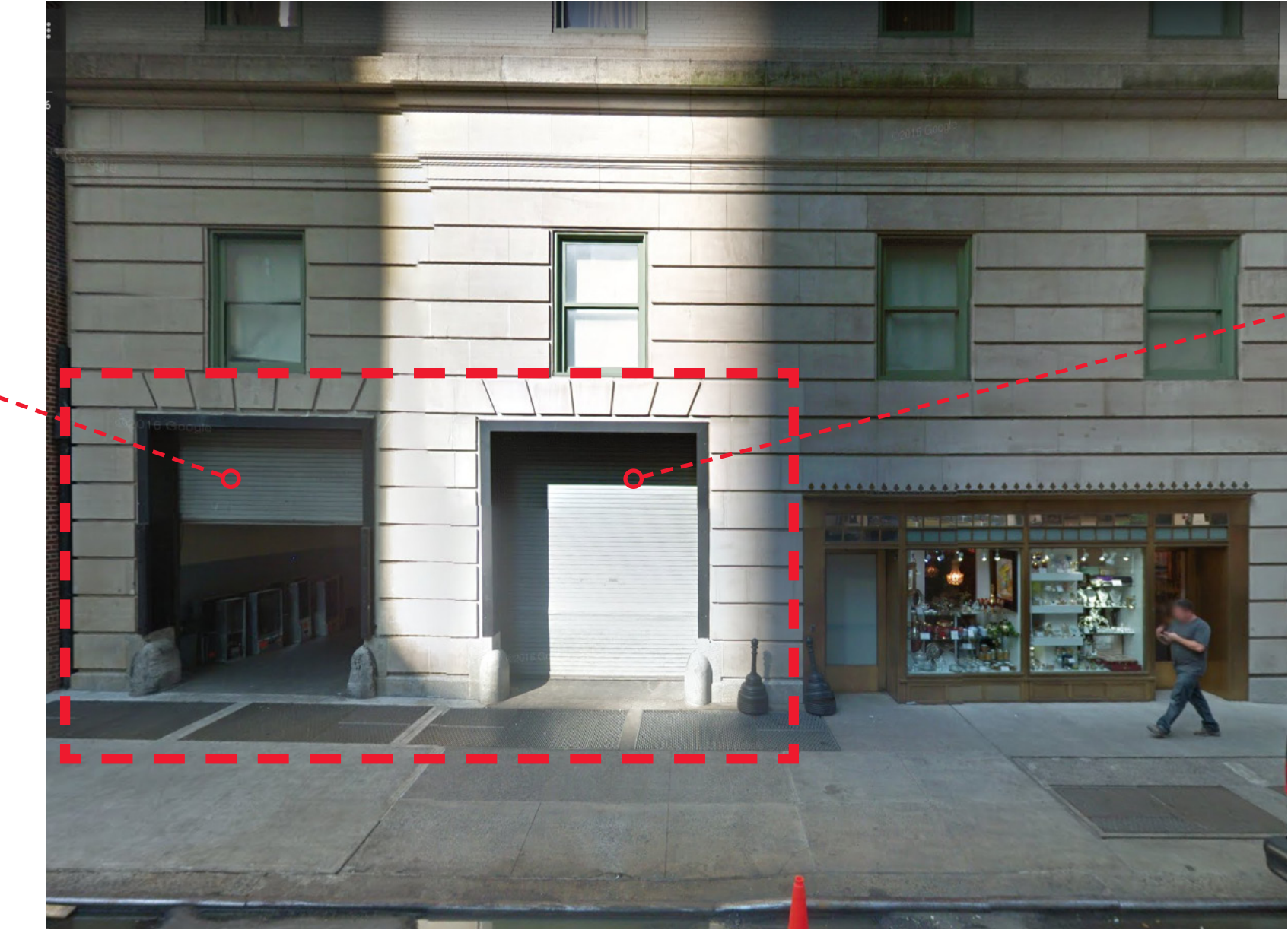
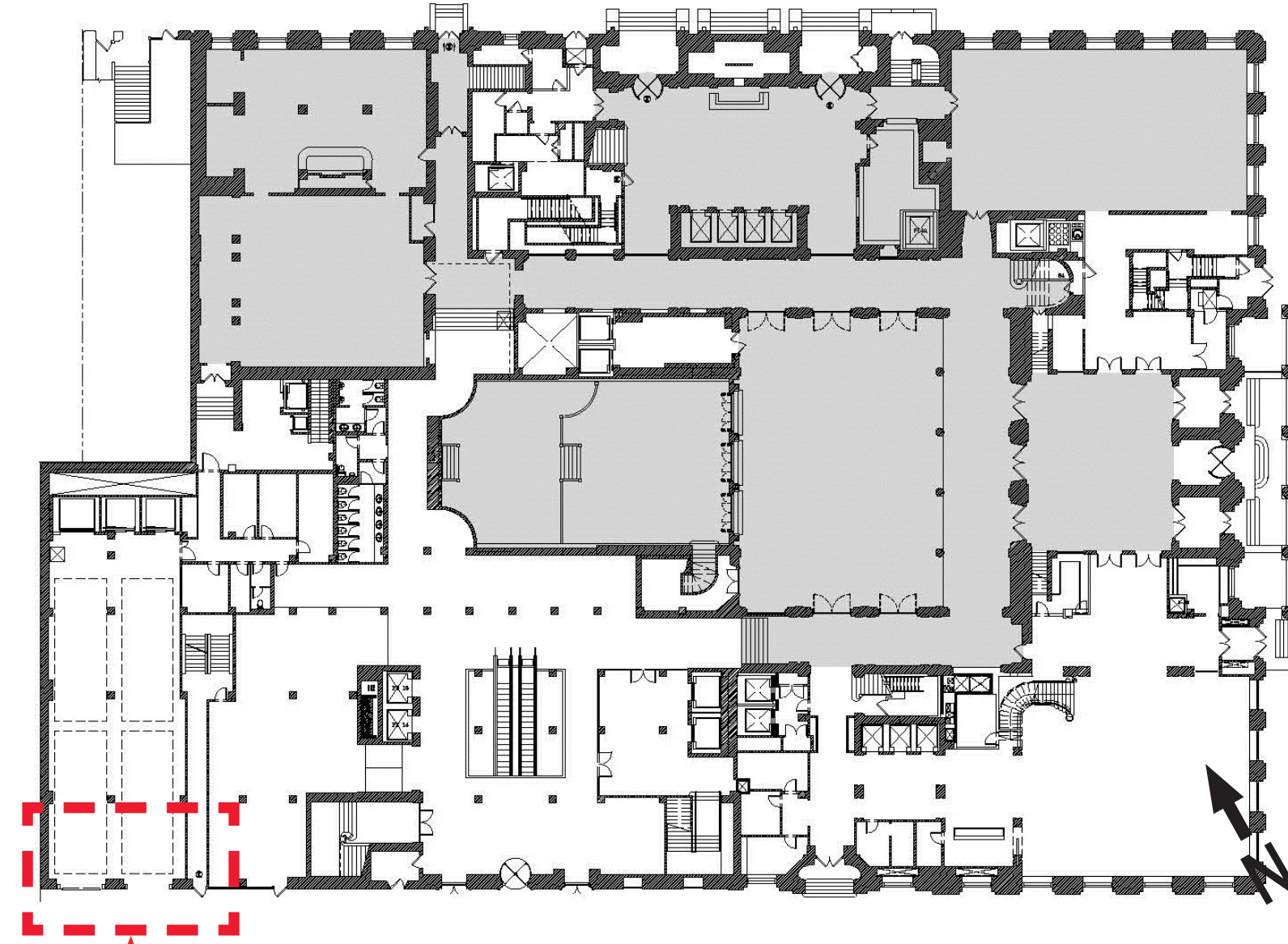


CURRENT CONTEXT



1 LOADING DOCK DOORS

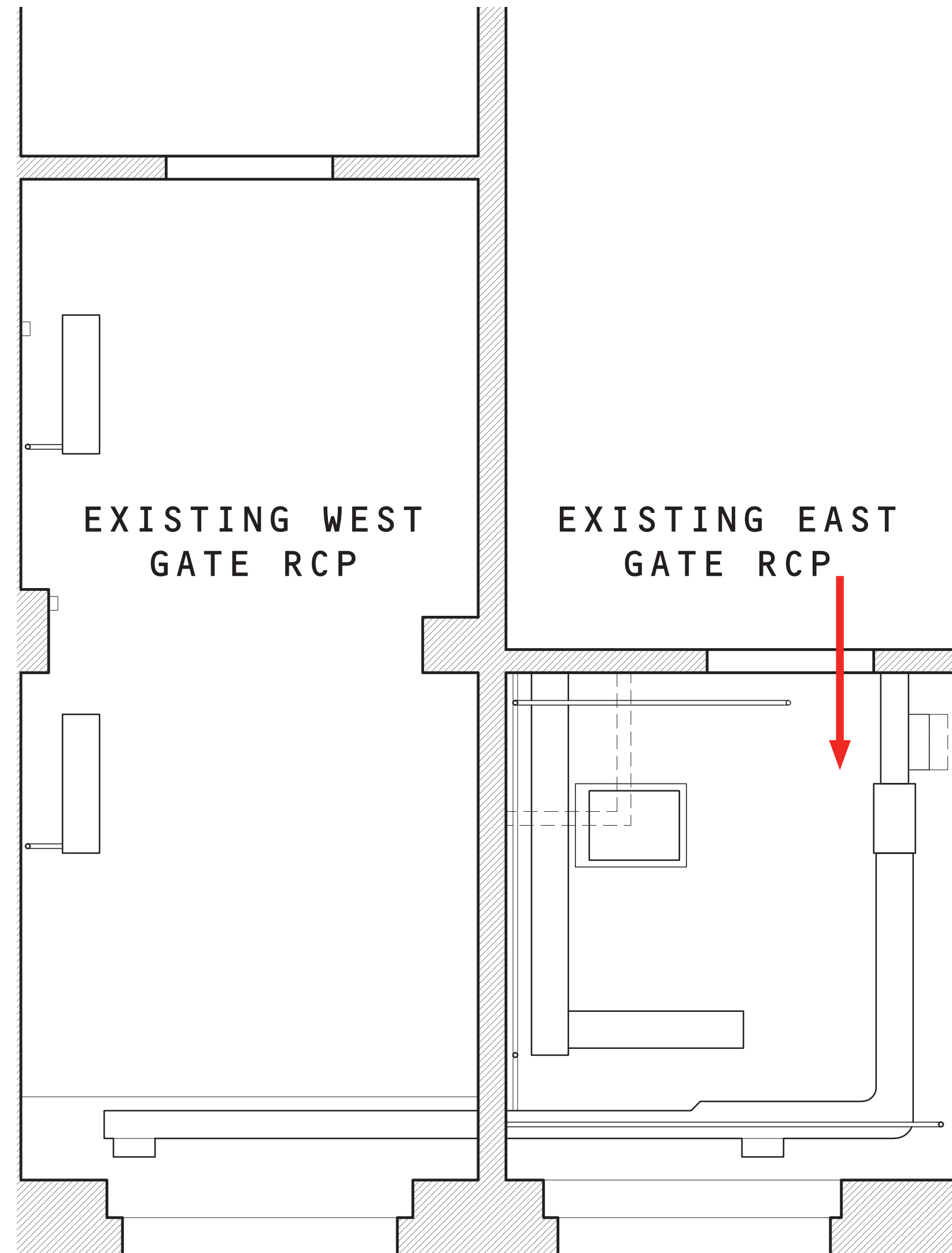
THE EXISTING LOADING DOCK DOORS ON THE 58TH STREET FACADE ARE PROPOSED TO BE REPLACED WITH NEW DOORS. THE DOORS AND JAMBS WILL BE PAINTED MENJAMIN MOORE OC-28 TO MATCH THE LIMESTONE FACADE. THE EASTERN LOADING DOCK DOOR HAS A DEEPER DOOR JAMB DUE TO EXISTING INFRASTRUCTURE OF THE BUILDING. IN ORDER TO ADDRESS THE DIFFERENCE, IT IS PROPOSED TO CREATE A JAMB EXTENSION BY ADDING EXTRA STEEL FRAMING TO HIDE THE EXPOSED CMU. THE PROPOSAL OF A JAMB EXTENSION WILL PREVENT ANY WORK THAT MAY DISRUPT THE LANDMARK FACADE MORE THAN NECESSARY.

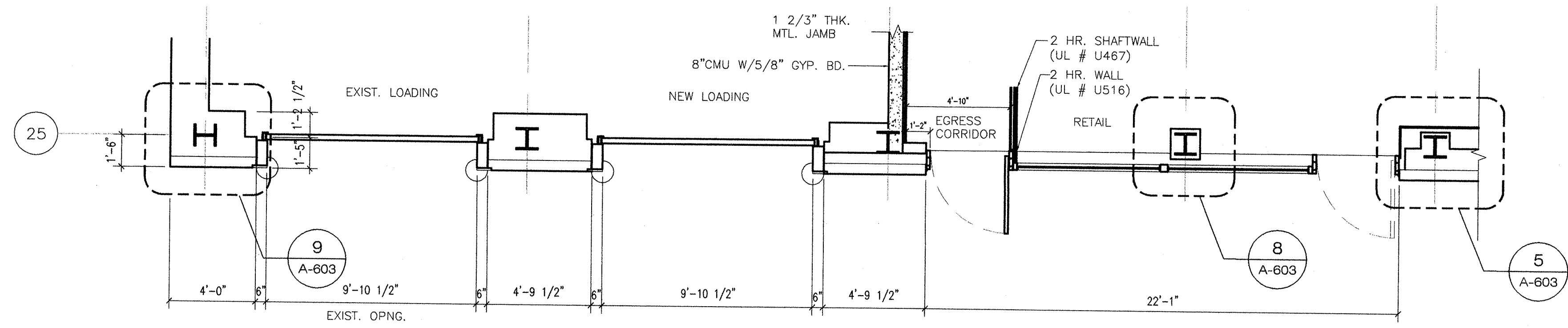


INTERIOR OF EXISTING EAST GATE

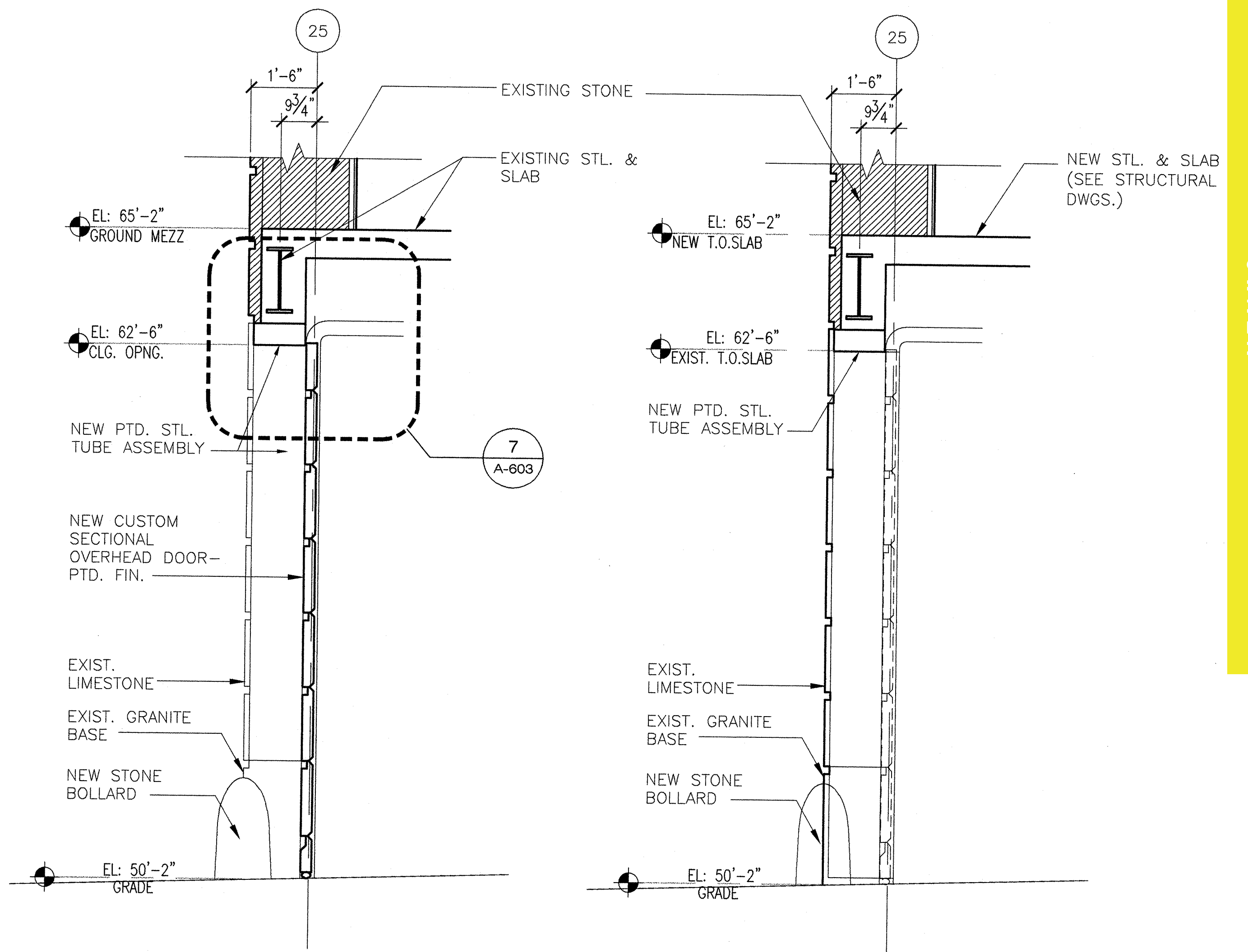
EXISTING WEST GATE

EXISTING EAST GATE





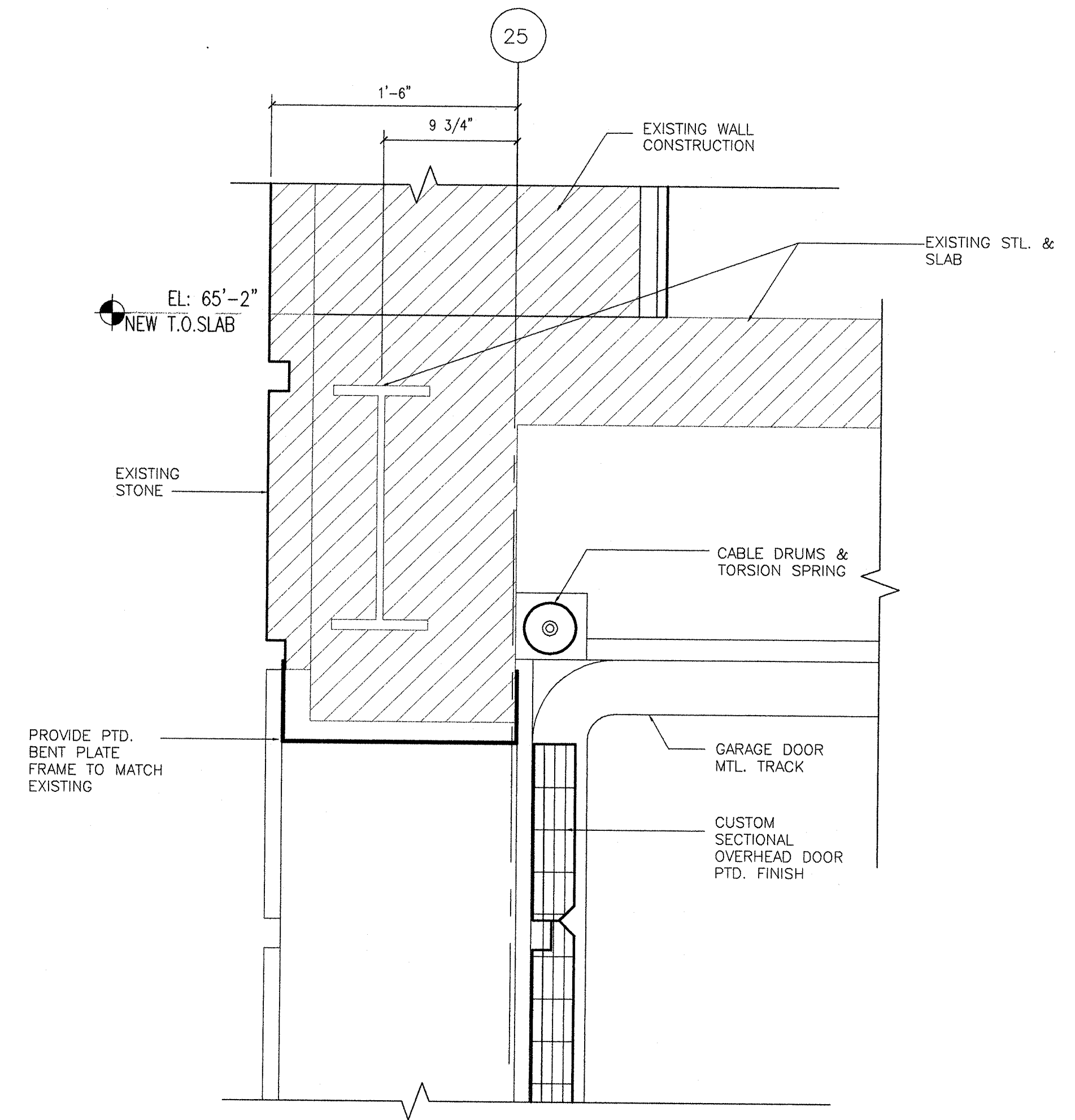
APPROVED ELEVATION AT 58TH SREET



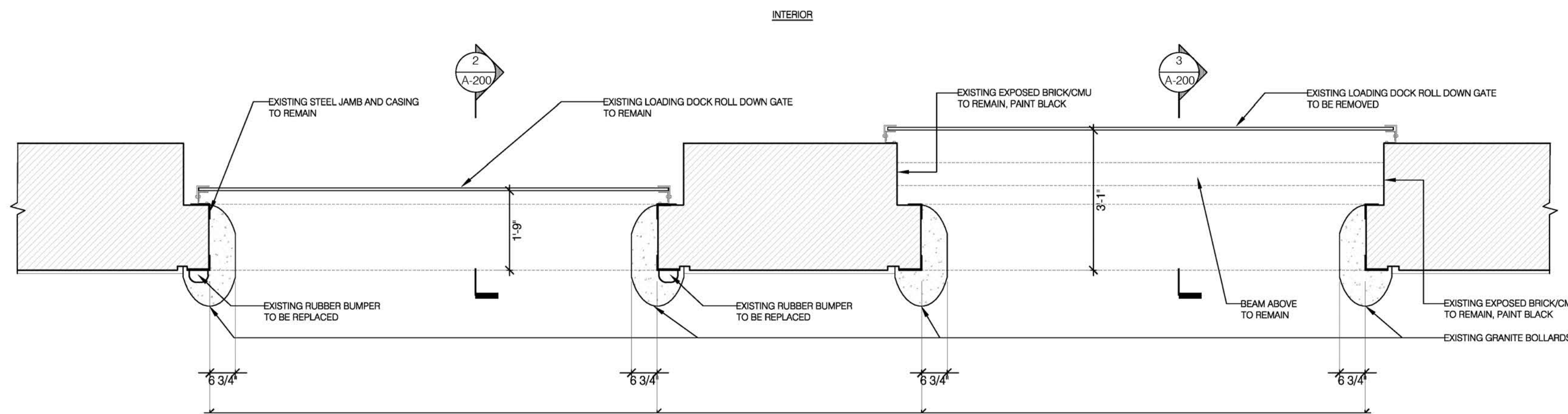
APPROVED SECTION AT NEW LOADING DOCK DOOR



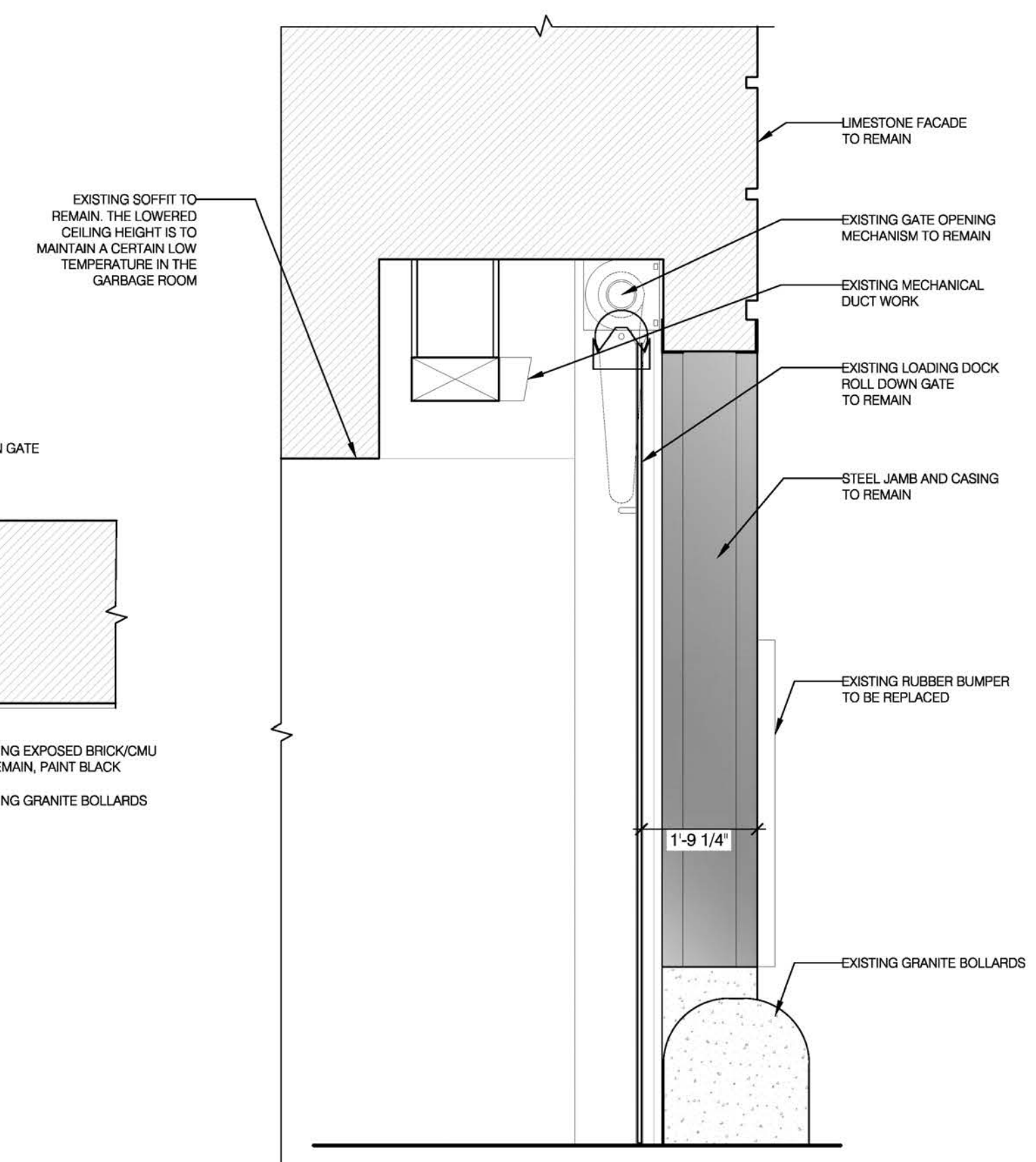
APPROVED ELEVATION AT 58TH SREET



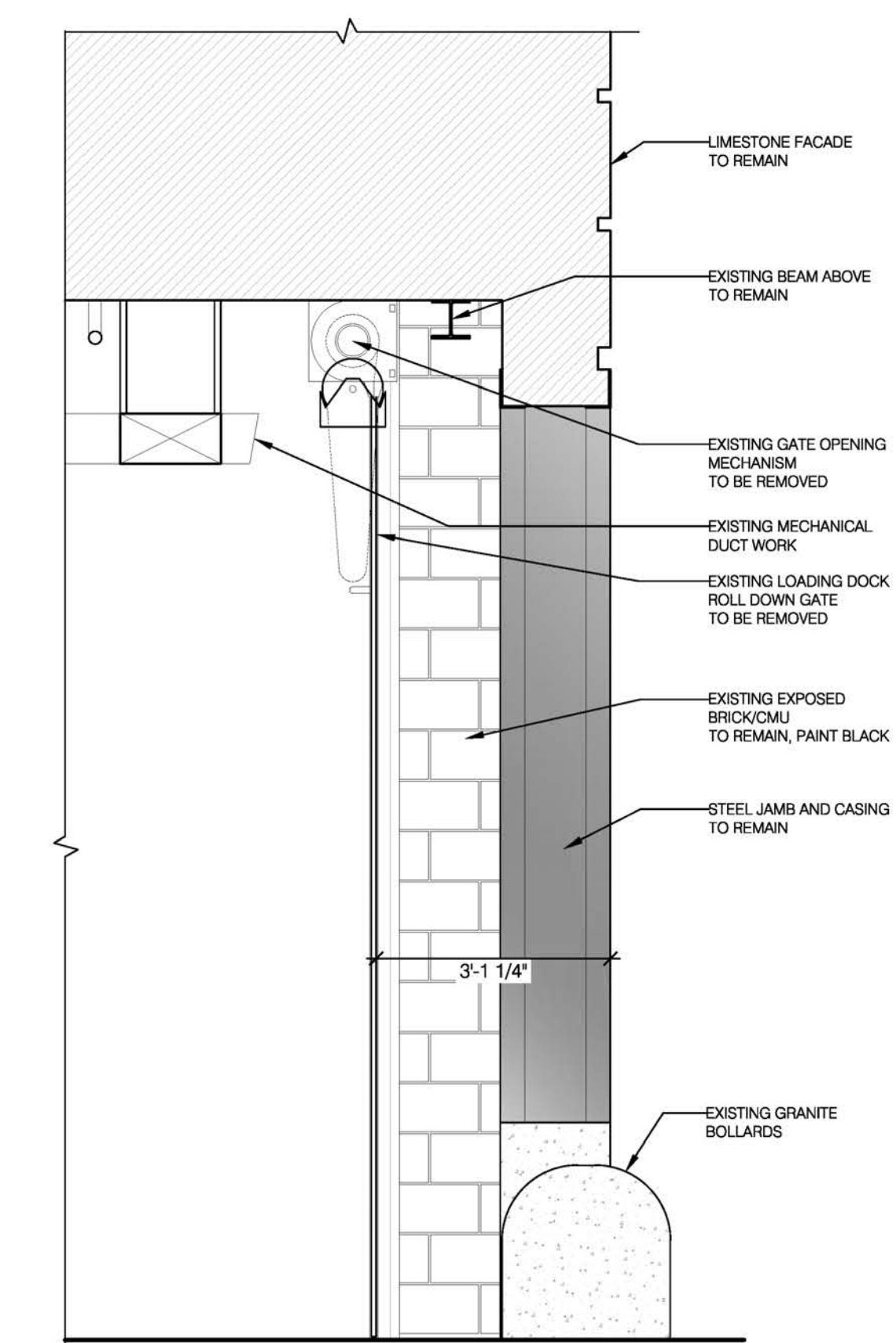
APPROVED SECTION DETAIL AT LOADING DOCK DOOR



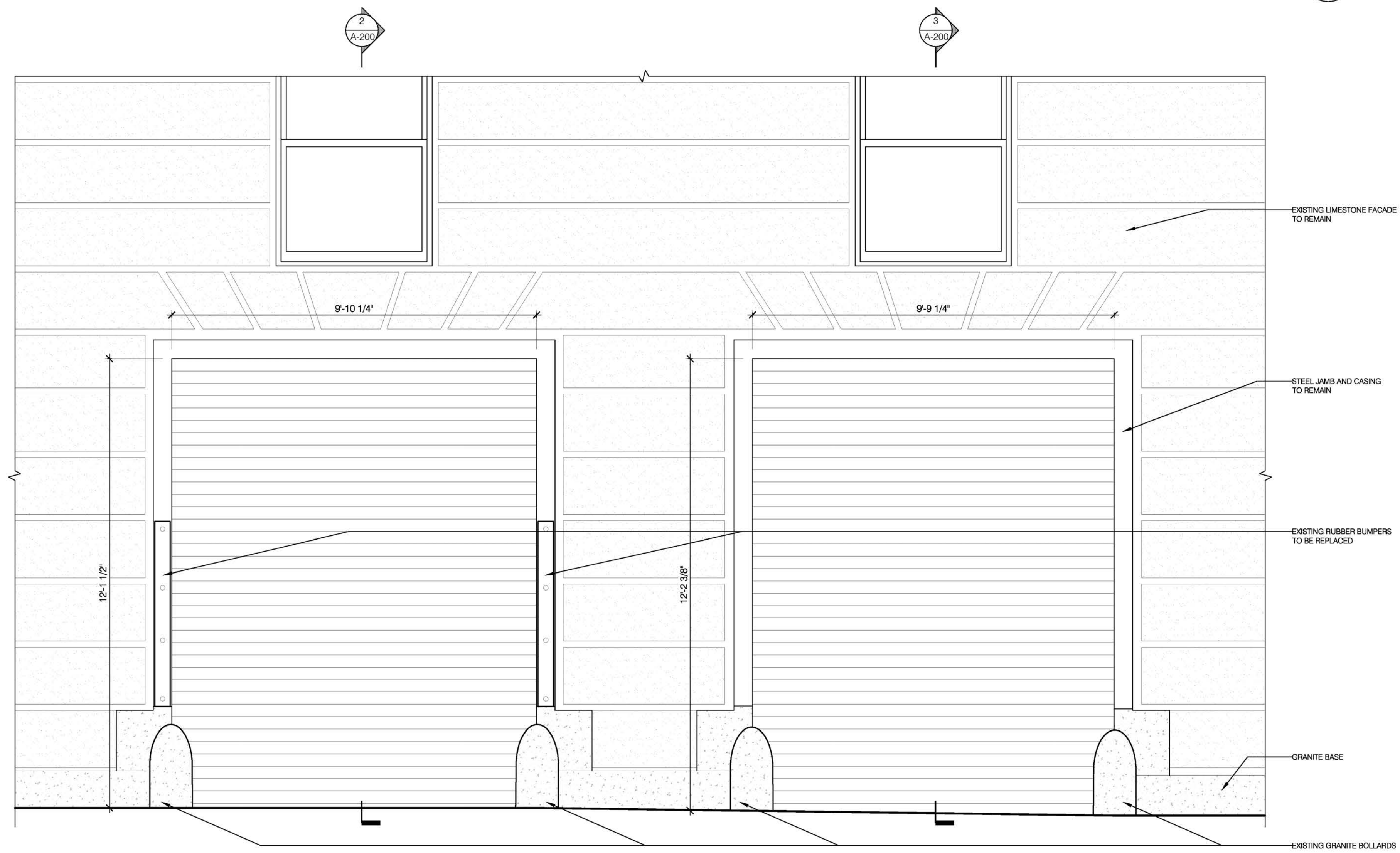
1 EXISTING CONDITIONS PLAN
A-200 SCALE: 1/2" = 1'-0"



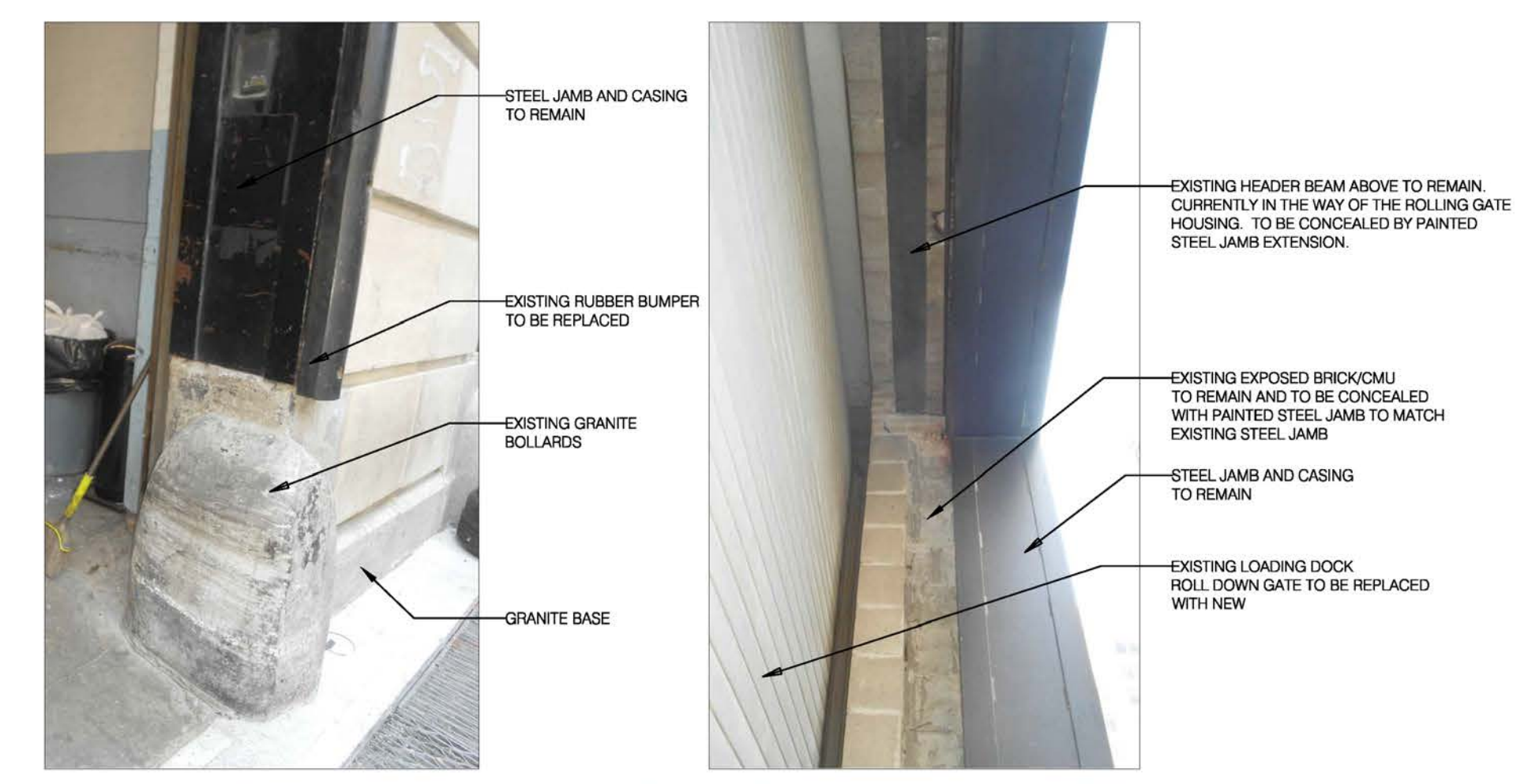
2 WESTERN LOADING DOCK SECTION
A-200 SCALE: 1/2" = 1'-0"




3 EASTERN LOADING DOCK SECTION
A-200 SCALE: 1/2" = 1'-0"



4 EXISTING CONDITIONS ELEVATION
A-200 SCALE: 1/2" = 1'-0"



5 EXISTING CONDITIONS PHOTOS
A-200 NTS



The Plaza

CONSTRUCTION LEGEND

- NOT IN SCOPE
- EXISTING WALL TO REMAIN
- PARTITION TO BE DEMOLISHED
- NEW GYP. BD. PARTITION
- COMBINATION SMOKE/CARBON MONOXIDE DETECTOR, KIDDE MODEL #950-0114

ARCHITECT:
ERNST ARCHITECT, PLLC
177 WEST BROADWAY, THIRD FLOOR
NEW YORK, NY 10013
©2015 TODD A. ERNST R.A.
TEL (212) 343-3102
FAX (212) 343-3109
ernst_arch@earthlink.net

REVISIONS

NUMBER	REVISION	DATE
1	FOR LPC REVIEW	01/26/17
2	REVISED FOR REVIEW	10/27/16
3	FOR LPC FILING	05/08/17
4	REVISED FOR LPC FILING	08/26/17

TITLE:
58TH STREET LOADING DOCK DOORS

LOCATION:
THE PLAZA HOTEL
768 5TH AVENUE
NEW YORK, NY 10019

NOTICE
It is a violation of New York State law to alter plans, specifications or reports to which the seal of an architect has been applied. It is a violation of the law for any person, unless acting under the direction of a licensed architect, to alter an item in any way. If the item bearing the seal of an architect is altered, the altering architect shall affix to his item the seal and the notation "altered by" followed by his signature and the date of such alteration, and a specific description of the alteration.

Signature _____ Date _____

DATE: APRIL 7TH, 2015

SCALE: AS NOTED

DRAWING No. **A-200.00**



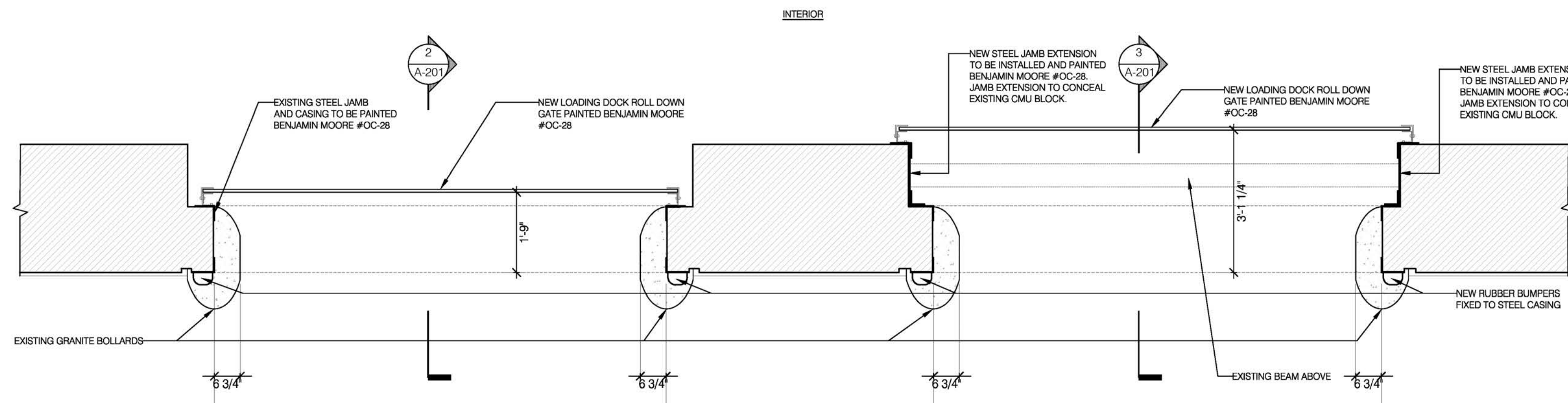
The Plaza

CONSTRUCTION LEGEND

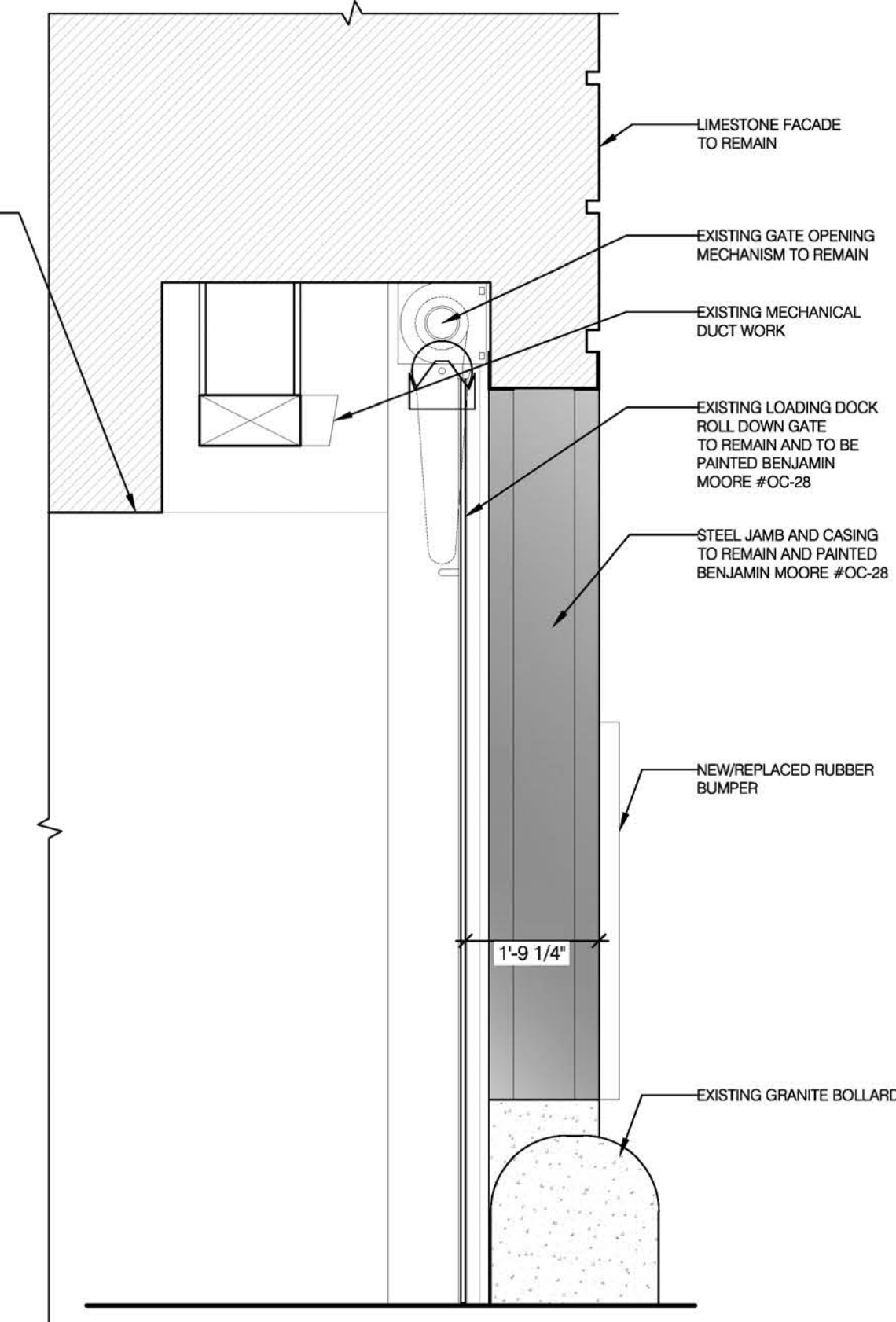
[Hatched Box]	NOT IN SCOPE
[Solid Box]	EXISTING WALL TO REMAIN
[Dashed Box]	PARTITION TO BE DEMOLISHED
[Thin Line]	NEW GYP. BD. PARTITION
[S/C/O]	COMBINATION SMOKE/CARBON MONOXIDE DETECTOR, KIDDE MODEL #950-0114

ARCHITECT:
 ERNST ARCHITECT, PLLC
 177 WEST BROADWAY, THIRD FLOOR
 NEW YORK, NY 10013
 ©2015 TODD A. ERNST R.A.
 TEL (212) 343-3102
 FAX (212) 343-3109
 ernst_arch@earthlink.net

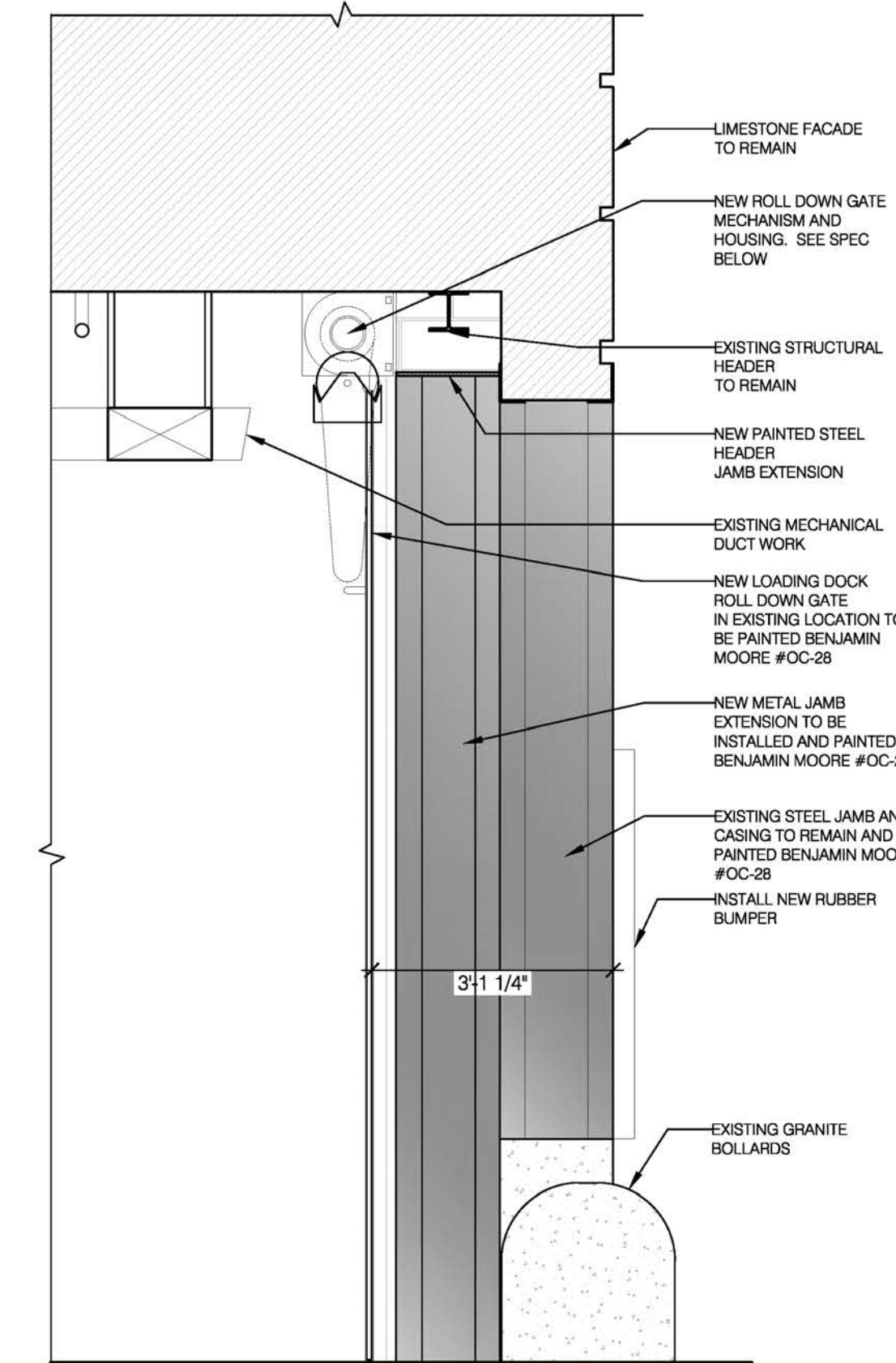
PROPOSED



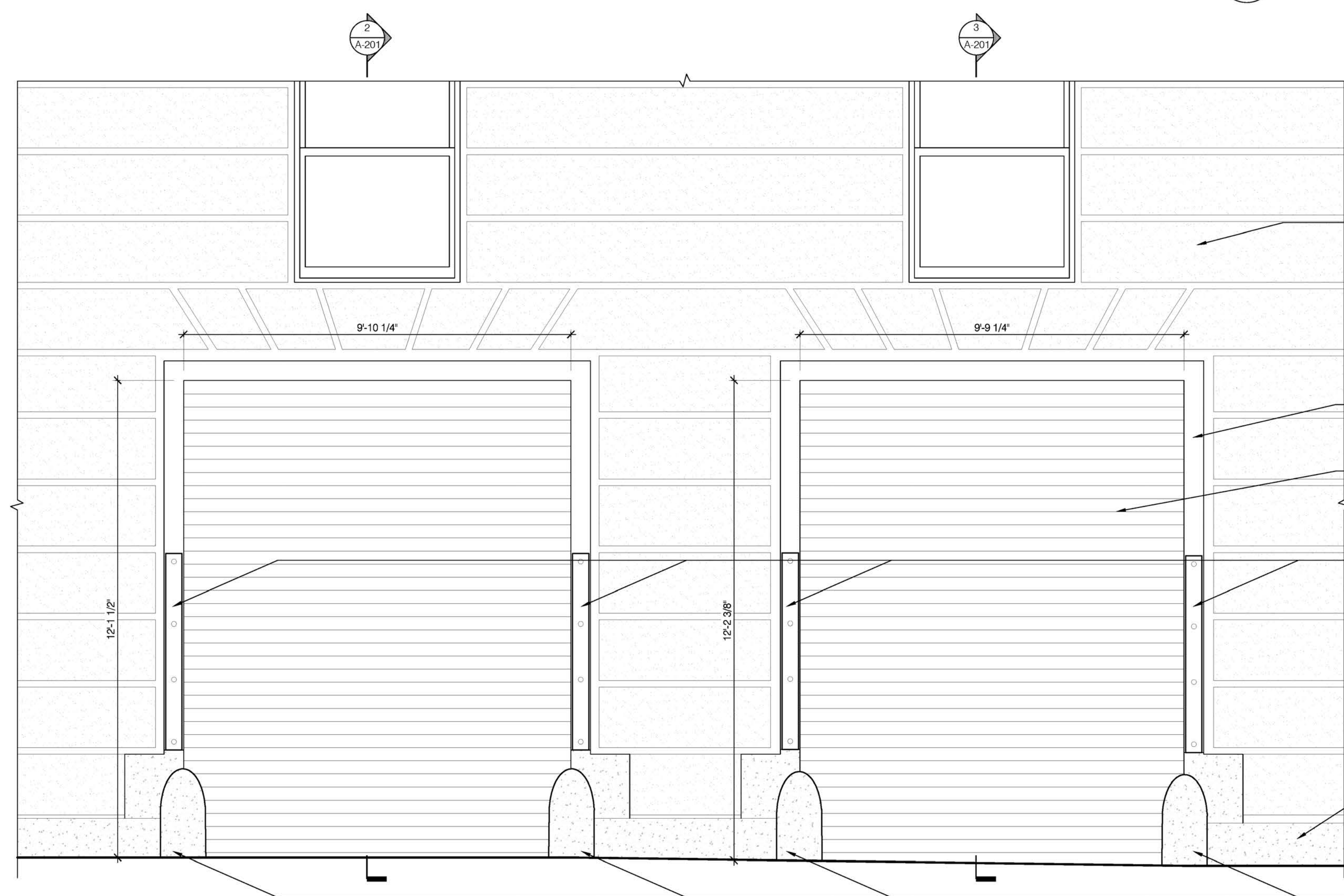
1 PROPOSED PLAN
 A-201 SCALE: 1/2" = 1'-0"



2 PROPOSED WESTERN LOADING DOCK SECTION
 A-201 SCALE: 1/2" = 1'-0"



3 PROPOSED EASTERN LOADING DOCK SECTION
 A-201 SCALE: 1/2" = 1'-0"



4 PROPOSED ELEVATION
 A-201 SCALE: 1/2" = 1'-0"

SERVICE DOORS

- Built to Last
 - Oil-Tempered Torsion Springs Designed for 50,000 Life Cycles
 - Cast Iron Stops
 - 1/4" Thick (Minimum) Steel Plate Brackets
 - Heavy Duty Cast Gears
 - Structural Angle Guides and Bottom Bar
- Choice of Finishes
 - Freedom™ (Standard: Tan, Gray and White)
 - ColorCoat™ in 150 Standard Colors (Optional)
 - Aluminum (Clear Anodize, Bronze Anodize)
 - Glossier Steel (A-Plates)
- Choice of Operation
 - Push-to-Open - Load 50 square feet or 8' high
 - Chain
 - Clank
 - Motor

Determine Dimensions For Specific Door Size
 1. From site (below) or proper Area Number for width and height of door.
 2. Refer to Selection Chart for dimensions.

OPENING HEIGHT IN FEET	11	12	13	14
8	1	2	3	4
9	5	6	7	8
10	9	10	11	12
11	13	14	15	16
12	17	18	19	20

AREA COMPONENT DIMENSIONS

AREA	A	B	C	D	E	F	G	H	I	J	K	L	M	N	O	P	Q	R	S	T	U	V	W	X	Y	Z
1	13.0'	14.0'	15.0'	16.0'	17.0'	18.0'	19.0'	20.0'	21.0'	22.0'	23.0'	24.0'	25.0'	26.0'	27.0'	28.0'	29.0'	30.0'	31.0'	32.0'	33.0'	34.0'	35.0'	36.0'	37.0'	38.0'
2	13.0'	14.0'	15.0'	16.0'	17.0'	18.0'	19.0'	20.0'	21.0'	22.0'	23.0'	24.0'	25.0'	26.0'	27.0'	28.0'	29.0'	30.0'	31.0'	32.0'	33.0'	34.0'	35.0'	36.0'	37.0'	38.0'
3	13.0'	14.0'	15.0'	16.0'	17.0'	18.0'	19.0'	20.0'	21.0'	22.0'	23.0'	24.0'	25.0'	26.0'	27.0'	28.0'	29.0'	30.0'	31.0'	32.0'	33.0'	34.0'	35.0'	36.0'	37.0'	38.0'
4	13.0'	14.0'	15.0'	16.0'	17.0'	18.0'	19.0'	20.0'	21.0'	22.0'	23.0'	24.0'	25.0'	26.0'	27.0'	28.0'	29.0'	30.0'	31.0'	32.0'	33.0'	34.0'	35.0'	36.0'	37.0'	38.0'
5	13.0'	14.0'	15.0'	16.0'	17.0'	18.0'	19.0'	20.0'	21.0'	22.0'	23.0'	24.0'	25.0'	26.0'	27.0'	28.0'	29.0'	30.0'	31.0'	32.0'	33.0'	34.0'	35.0'	36.0'	37.0'	38.0'
6	13.0'	14.0'	15.0'	16.0'	17.0'	18.0'	19.0'	20.0'	21.0'	22.0'	23.0'	24.0'	25.0'	26.0'	27.0'	28.0'	29.0'	30.0'	31.0'	32.0'	33.0'	34.0'	35.0'	36.0'	37.0'	38.0'
7	13.0'	14.0'	15.0'	16.0'	17.0'	18.0'	19.0'	20.0'	21.0'	22.0'	23.0'	24.0'	25.0'	26.0'	27.0'	28.0'	29.0'	30.0'	31.0'	32.0'	33.0'	34.0'	35.0'	36.0'	37.0'	38.0'
8	13.0'	14.0'	15.0'	16.0'	17.0'	18.0'	19.0'	20.0'	21.0'	22.0'	23.0'	24.0'	25.0'	26.0'	27.0'	28.0'	29.0'	30.0'	31.0'	32.0'	33.0'	34.0'	35.0'	36.0'	37.0'	38.0'
9	13.0'	14.0'	15.0'	16.0'	17.0'	18.0'	19.0'	20.0'	21.0'	22.0'	23.0'	24.0'	25.0'	26.0'	27.0'	28.0'	29.0'	30.0'	31.0'	32.0'	33.0'	34.0'	35.0'	36.0'	37.0'	38.0'
10	13.0'	14.0'	15.0'	16.0'	17.0'	18.0'	19.0'	20.0'	21.0'	22.0'	23.0'	24.0'	25.0'	26.0'	27.0'	28.0'	29.0'	30.0'	31.0'	32.0'	33.0'	34.0'	35.0'	36.0'	37.0'	38.0'
11	13.0'	14.0'	15.0'	16.0'	17.0'	18.0'	19.0'	20.0'	21.0'	22.0'	23.0'	24.0'	25.0'	26.0'	27.0'	28.0'	29.0'	30.0'	31.0'	32.0'	33.0'	34.0'	35.0'	36.0'	37.0'	38.0'
12	13.0'	14.0'	15.0'	16.0'	17.0'	18.0'	19.0'	20.0'	21.0'	22.0'	23.0'	24.0'	25.0'	26.0'	27.0'	28.0'	29.0'	30.0'	31.0'	32.0'	33.0'	34.0'	35.0'	36.0'	37.0'	38.0'
13	13.0'	14.0'	15.0'	16.0'	17.0'	18.0'	19.0'	20.0'	21.0'	22.0'	23.0'	24.0'	25.0'	26.0'	27.0'	28.0'	29.0'	30.0'	31.0'	32.0'	33.0'	34.0'	35.0'	36.0'	37.0'	38.0'
14	13.0'	14.0'	15.0'	16.0'	17.0'	18.0'	19.0'	20.0'	21.0'	22.0'	23.0'	24.0'	25.0'	26.0'	27.0'	28.0'	29.0'	30.0'	31.0'	32.0'	33.0'	34.0'	35.0'	36.0'	37.0'	38.0'
15	13.0'	14.0'	15.0'	16.0'	17.0'	18.0'	19.0'	20.0'	21.0'	22.0'	23.0'	24.0'	25.0'	26.0'	27.0'	28.0'	29.0'	30.0'	31.0'	32.0'	33.0'	34.0'	35.0'	36.0'	37.0'	38.0'

The Cookson Company, Inc. P.O. Box 23880 Phoenix, AZ 85063 Phone: (800) 390-8560 Fax: (855) 448-6804

5 PROPOSED ROLL DOWN GATE SPEC
 A-201 SCALE: 1/2" = 1'-0"

REVISIONS

NUMBER	REVISION	DATE
1	FOR LPC REVIEW	01/26/17
2	REVISED FOR REVIEW	10/27/17
3	FOR LPC FILING	05/08/17
4	REVISED FOR LPC FILING	06/06/17
5	REVISED PER LPC WALK-THROUGH	01/25/18

TITLE:
58TH STREET LOADING DOCK DOORS

LOCATION:
THE PLAZA HOTEL
 768 5TH AVENUE
 NEW YORK, NY 10019

NOTICE
 It is a violation of New York State law to alter plans, specifications or reports to which the seal of an architect has been applied. It is a violation of the law for any person, unless acting under the direction of a licensed architect, to alter an item in any way. If the item bearing the seal of an architect is altered, the altering architect shall affix to his item the seal and the notation "altered by" followed by his signature and the date of such alteration, and a specific description of the alteration.

Signature _____ Date _____

DATE: APRIL 7TH, 2015
 SCALE: AS NOTED

DRAWING No. **A-201.00**

EXISTING LOADING DOCK DOOR PHOTO



PROPOSED LOADING DOCK DOOR PHOTO



EXISTING

PROPOSED

2 58TH STREET STOREFRONT

THE 58TH STREET STOREFRONT IS HOME TO THE ASULIN GALLERIES AT THE PLAZA HOTEL. THE STOREFRONT STRUCTURE WAS NOT BUILT IN ACCORDANCE TO THE APPROVED DRAWINGS THAT WERE FILED BY THE LAST OWNER. THE PREVIOUSLY FILED DRAWINGS SHOW THE STOREFRONT BEING TALLER WITH DIFFERENT PROPORTIONS. THE PROPOSAL IS TO REMOVE THE TOP CORNICHE TO THE CORRECT HEIGHT AND LEAVE THE EXISTING STOREFRONT CONSTRUCTION "AS IS". SURFACE APPLIED BRASS WILL FIT BETWEEN THE EXISTING STOREFRONT STRUCTURE AND THE NEWLY RAISED CORNICHE HEIGHT. THIS WILL CREATE THE ILLUSION OF THE TALLER APPROVED STOREFRONT WHILE ADDING BACK THE STORE SIGNAGE BAND THAT WAS MISSING. THE PLAZA HOTEL WOULD LIKE TO LEGALIZE THE STOREFRONT WITH THESE PROPOSED ADJUSTMENTS.



58TH STREET STOREFRONT



STOREFRONT BASE DETAIL




STOREFRONT HEADER DETAIL



58TH STREET STOREFRONT ENTRY



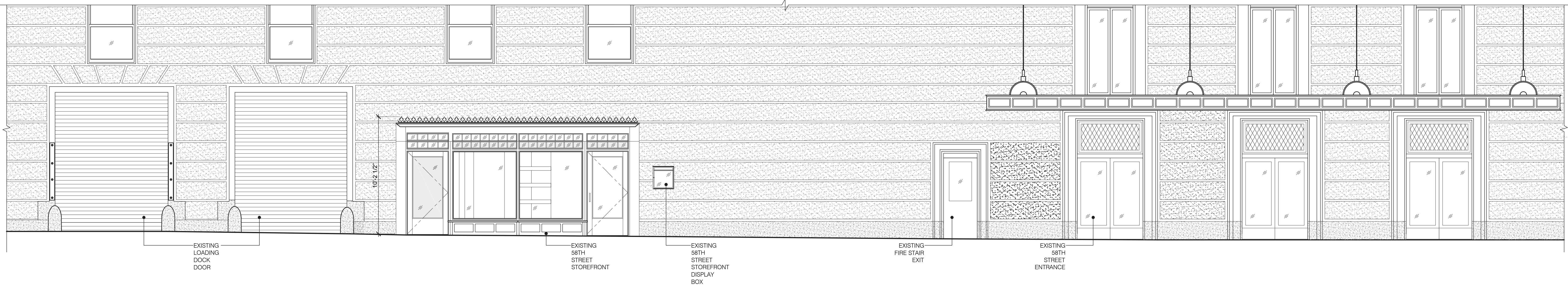
DISPLAY BOX FRONT VIEW

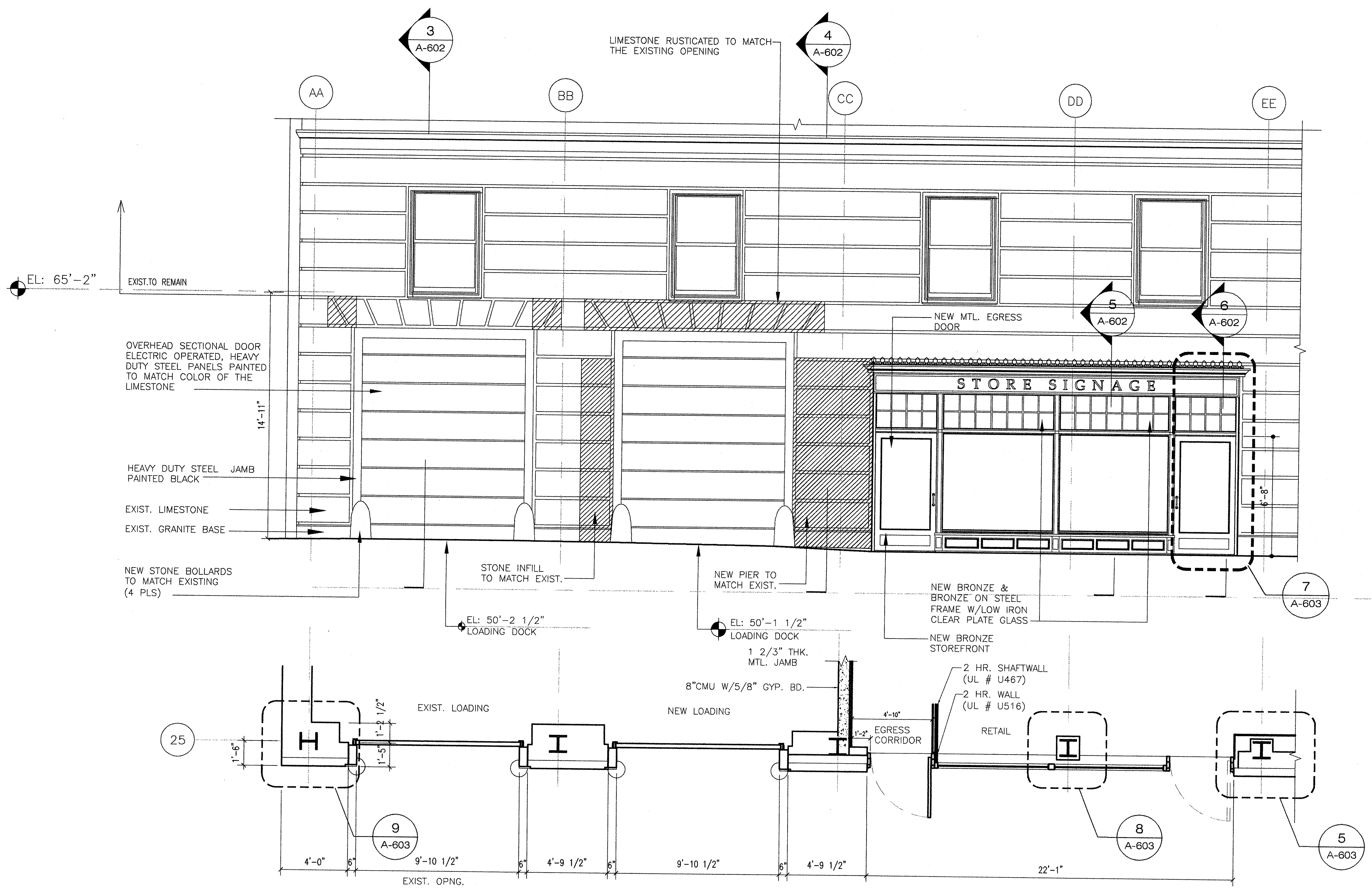


DISPLAY BOX MOUNTING SIDE VIEW



58TH STREET FACADE ELEVATION





1 PLAN & ELEV. AT 58TH STREET
1/4"=1'-0"

APPROVED PLAN AND ELEVATION AT 58TH SREET

SUBMISSION DATE: 2/15/2018

ERNST ARCHITECT, PLLC.



The Plaza

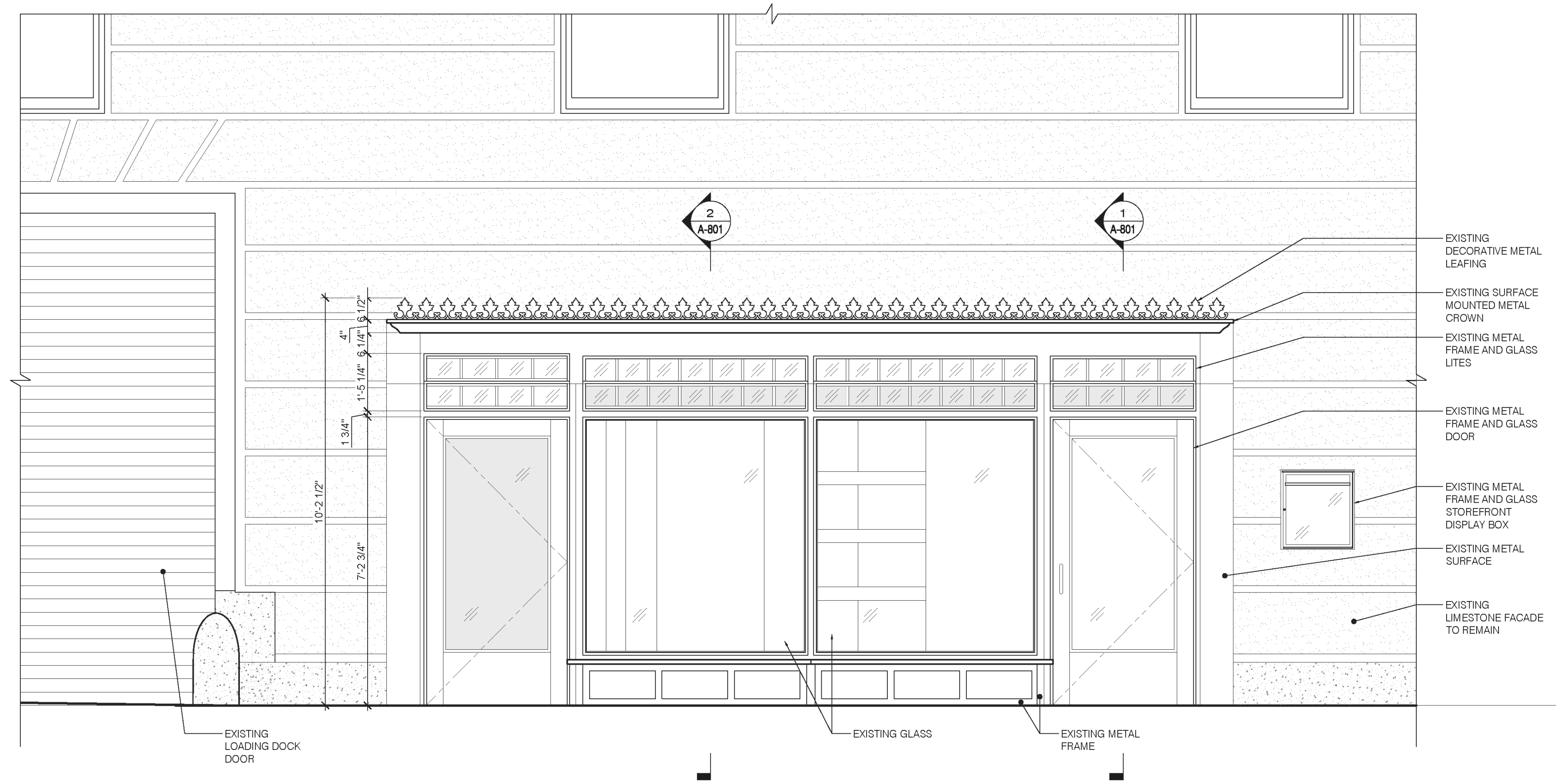
CONSTRUCTION LEGEND

- NOT IN SCOPE
- EXISTING WALL TO REMAIN
- PARTITION TO BE DEMOLISHED
- NEW GYP. BD. PARTITION
- COMBINATION SMOKE/CARBON MONOXIDE DETECTOR, KIDDE MODEL #900-0114

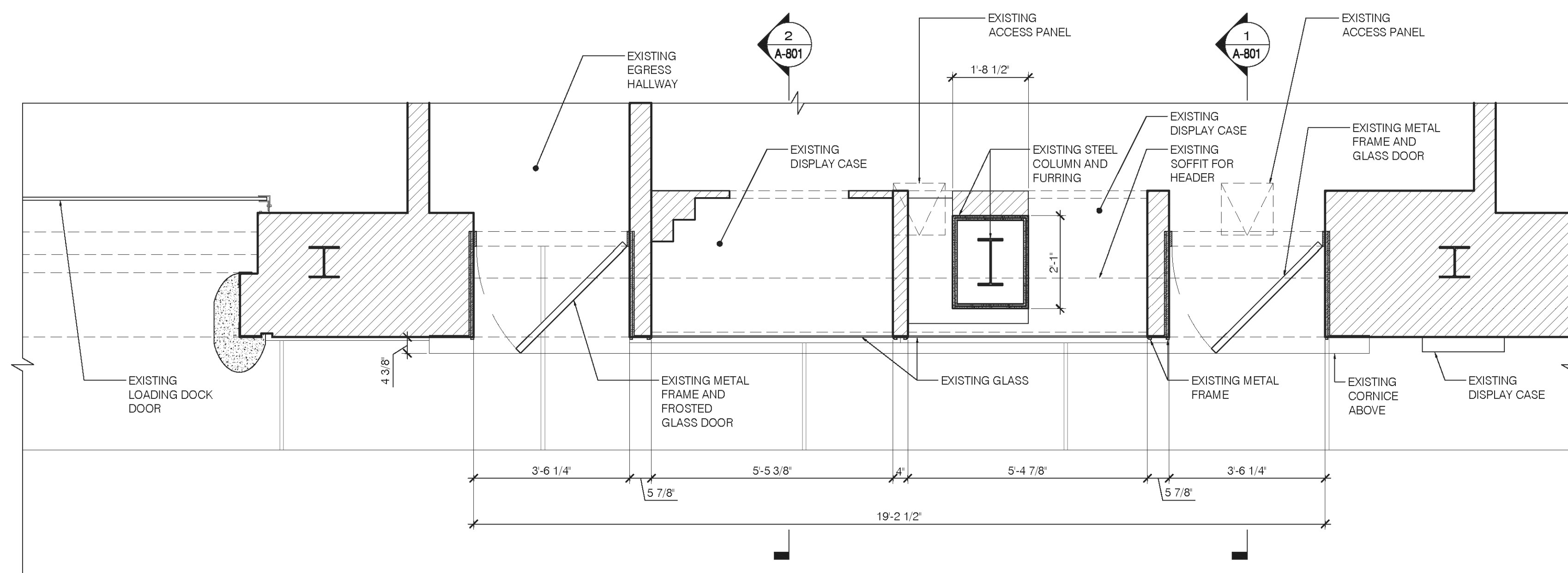
ARCHITECT:

ERNST ARCHITECT, PLLC
 177 WEST BROADWAY, THIRD FLOOR
 NEW YORK, NY 10013
 ©2015 TODD A. ERNST R.A.
 TEL (212) 343-3102
 FAX (212) 343-3109
 ernst_arch@earthlink.net

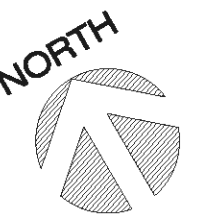
EXISTING



1
A-800 EXISTING STOREFRONT ELEVATION
SCALE: 1/2" = 1'-0"



2
A-800 EXISTING STOREFRONT PLAN
SCALE: 1/2" = 1'-0"



REVISIONS NUMBER	REVISION	DATE
1	FOR LPC REVIEW	10/27/16

TITLE
EXISTING 58TH STREET STOREFRONT

LOCATION
THE PLAZA HOTEL
 768 5TH AVENUE
 NEW YORK, NY 10019


NOTICE
 It is a violation of New York State law to alter plans, specifications or reports to which the seal of an architect has been applied. It is a violation of the law for any person, unless acting under the direction of a licensed architect, to alter an item in any way. If the item bearing the seal of an architect is altered, the altering architect shall affix to his item the seal and the notation "altered by" followed by his signature and the date of such alteration, and a specific description of the alteration.

Signature _____ Date _____

DATE: **APRIL 7TH, 2015**






SCALE: **AS NOTED**

DRAWING NO. **A-800.00**



The Plaza

CONSTRUCTION LEGEND

-  NOT IN SCOPE
-  EXISTING WALL TO REMAIN
-  PARTITION TO BE DEMOLISHED
-  NEW GYP. BD. PARTITION
-  COMBINATION SMOKE/CARBON MONOXIDE DETECTOR, KIDDE MODEL #900-0114

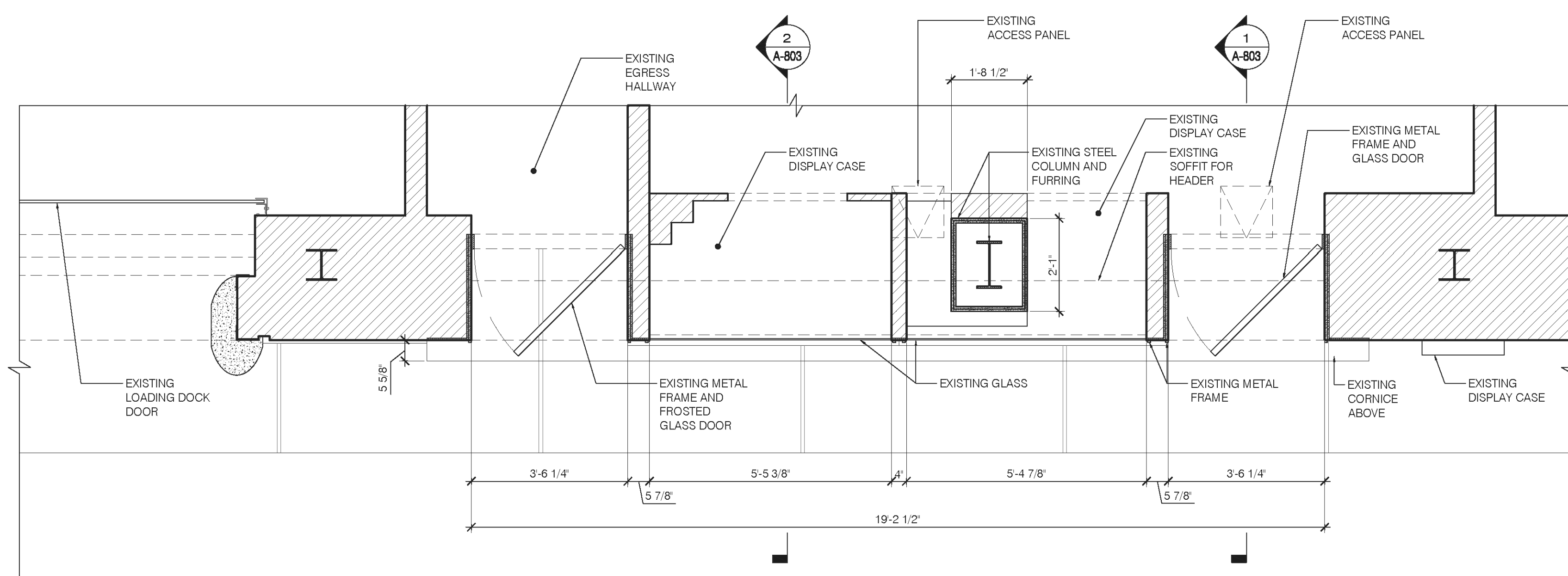
ARCHITECT:

ERNST ARCHITECT, PLLC
 177 WEST BROADWAY, THIRD FLOOR
 NEW YORK, NY 10013
 ©2015 TODD A. ERNST R.A.
 TEL (212) 343-3102
 FAX (212) 343-3109
 ernst_arch@earthlink.net

PROPOSED



1
A-802 PROPOSED STOREFRONT ELEVATION
SCALE: 1/2" = 1'-0"



2
A-802 PROPOSED STOREFRONT PLAN
SCALE: 1/2" = 1'-0"

REVISIONS NUMBER	REVISION	DATE
1	FOR LPC REVIEW	10/27/16

TITLE
PROPOSED 58TH STREET STOREFRONT

LOCATION
THE PLAZA HOTEL
 768 5TH AVENUE
 NEW YORK, NY 10019

NOTICE
 It is a violation of New York State law to alter plans, specifications or reports to which the seal of an architect has been applied. It is a violation of the law for any person, unless acting under the direction of a licensed architect, to alter an item in any way. If the item bearing the seal of an architect is altered, the altering architect shall affix to his item the seal and the notation "altered by" followed by his signature and the date of such alteration, and a specific description of the alteration.

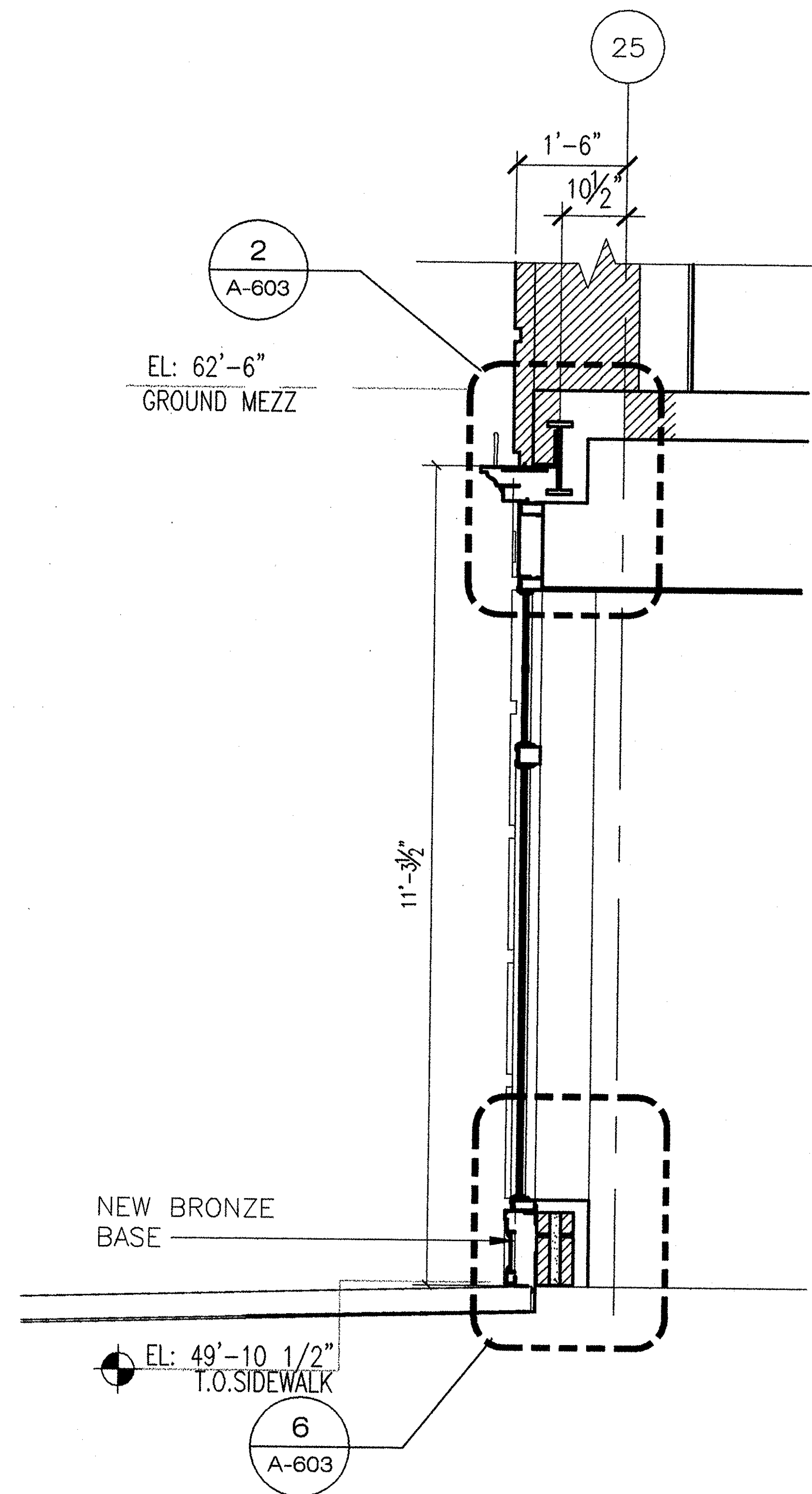
Signature _____ Date _____

DATE: **APRIL 7TH, 2015**

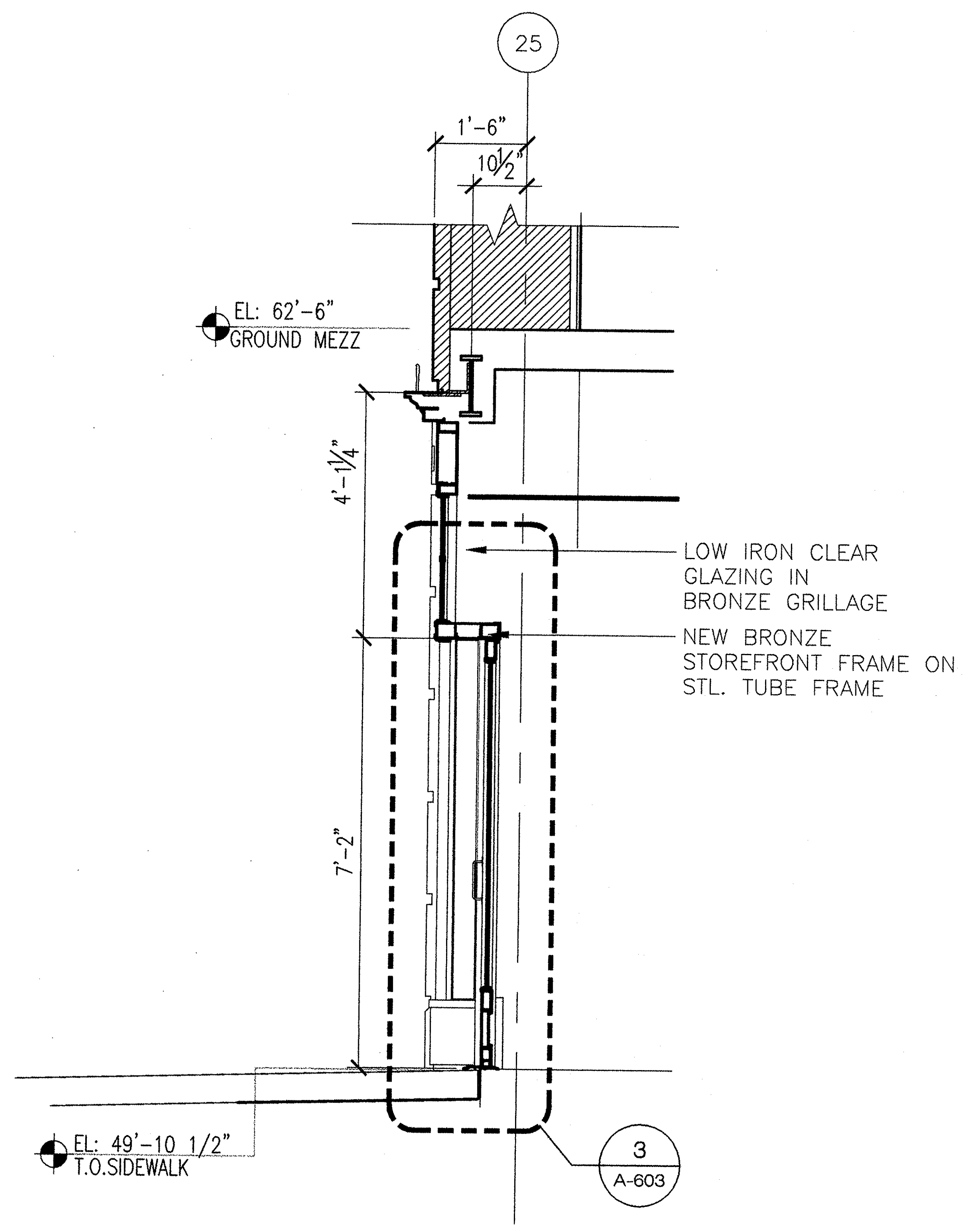
SCALE: **AS NOTED**

DRAWING NO. **A-802.00**





5 SECTION @ NEW STORE FRONT
 1/2"=1'-0"



6 SECTION @ NEW STORE FRONT DOOR
 1/2"=1'-0"




The Plaza

CONSTRUCTION LEGEND

	NOT IN SCOPE
	EXISTING WALL TO REMAIN
	PARTITION TO BE DEMOLISHED
	NEW GYP. BD. PARTITION
	COMBINATION SMOKE/CARBON MONOXIDE DETECTOR, KIDDE MODEL #900-0114

ARCHITECT:
 ERNST ARCHITECT, PLLC
 177 WEST BROADWAY, THIRD FLOOR
 NEW YORK, NY 10013
 ©2015 TODD A. ERNST R.A.
 TEL (212) 343-3102
 FAX (212) 343-3109
 ernst_arch@earthlink.net



REVISIONS

NUMBER	REVISION	DATE
1	FOR LPC REVIEW	10/27/16

TITLE
EXISTING 58TH STREET STOREFRONT

LOCATION
THE PLAZA HOTEL
 768 5TH AVENUE
 NEW YORK, NY 10019

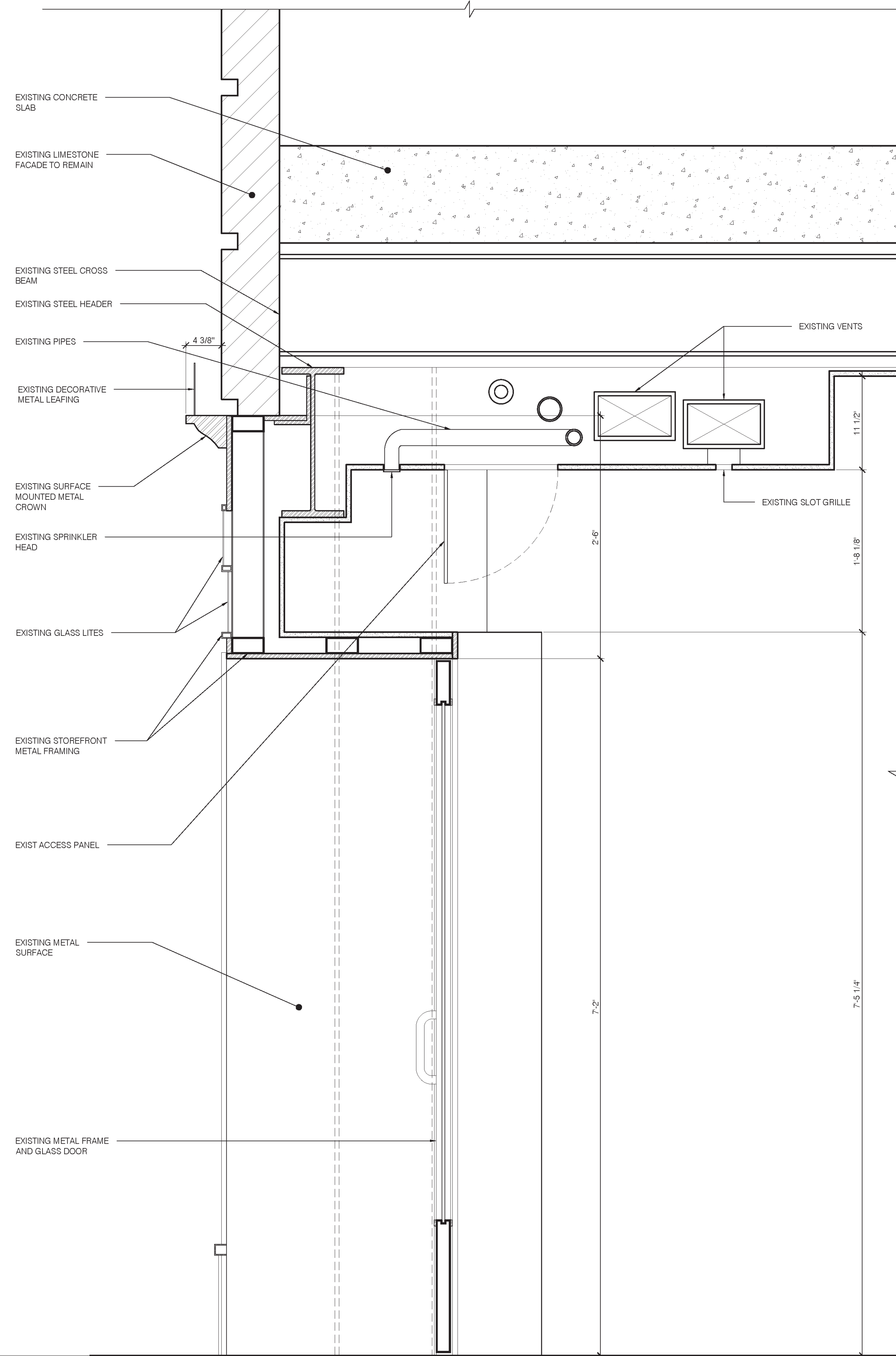
NOTICE
 It is a violation of New York State law to alter plans, specifications or reports to which the seal of an architect has been applied. It is a violation of the law for any person, unless acting under the direction of a licensed architect, to alter an item in any way. If the item bearing the seal of an architect is altered, the altering architect shall affix to his item the seal and the notation "altered by" followed by his signature and the date of such alteration, and a specific description of the alteration.

Signature _____ Date _____

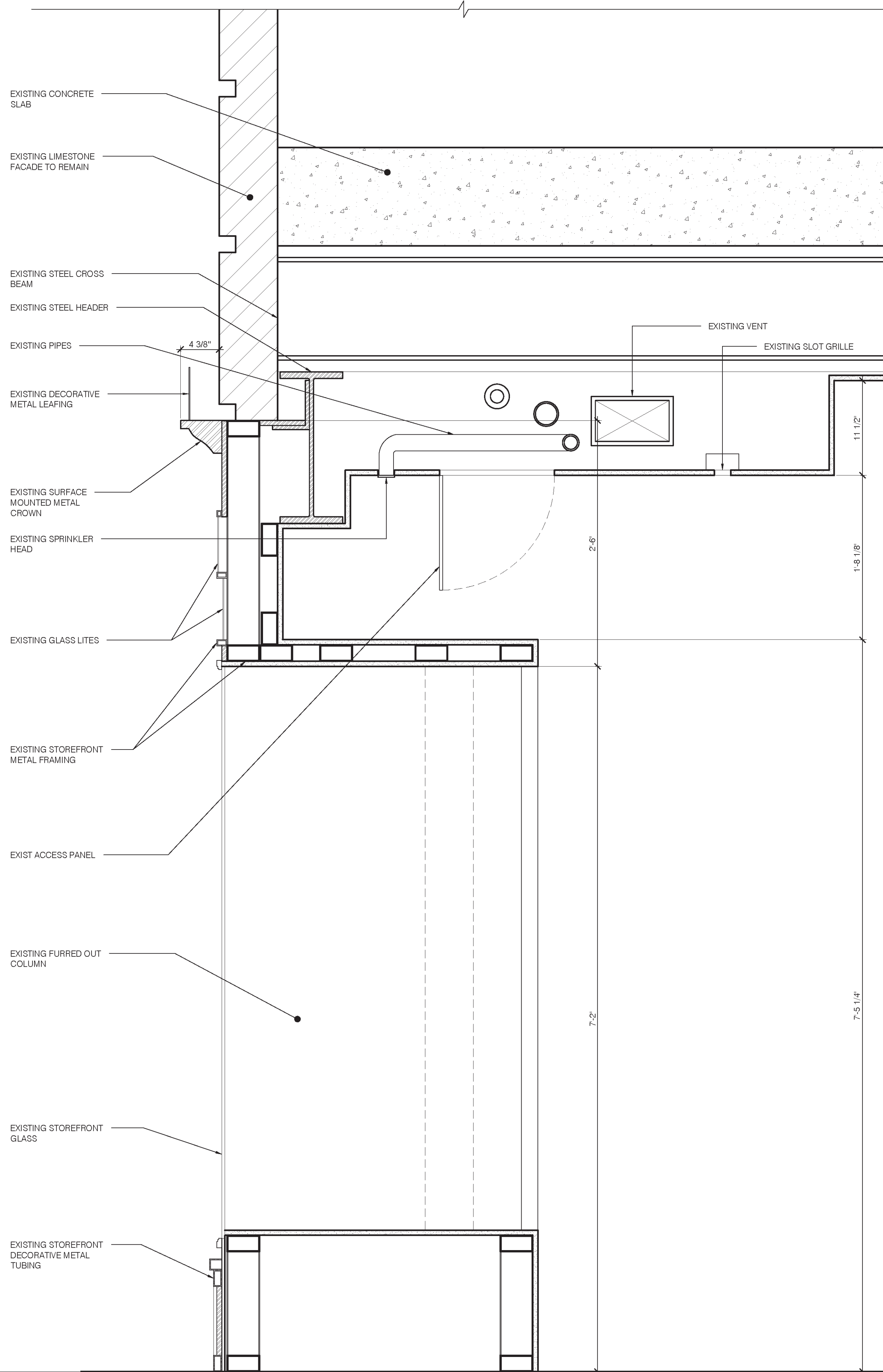
DATE: **APRIL 7TH, 2015**

SCALE: **AS NOTED**

DRAWING NO. **A-801.00**




1
 A-801 EXISTING STOREFRONT SECTION AT DOOR
 SCALE: 1-1/2" = 1'-0"



2
 A-801 EXISTING STOREFRONT SECTION AT GLASS
 SCALE: 1-1/2" = 1'-0"

EXISTING

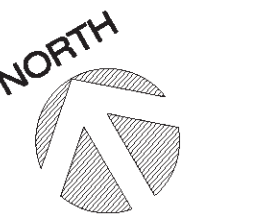


The Plaza

CONSTRUCTION LEGEND

	NOT IN SCOPE
	EXISTING WALL TO REMAIN
	PARTITION TO BE DEMOLISHED
	NEW GYP. BD. PARTITION
	COMBINATION SMOKE/CARBON MONOXIDE DETECTOR, KIDDE MODEL #900-0114

ARCHITECT:
 ERNST ARCHITECT, PLLC
 177 WEST BROADWAY, THIRD FLOOR
 NEW YORK, NY 10013
 ©2015 TODD A. ERNST R.A.
 TEL (212) 343-3102
 FAX (212) 343-3109
 ernst_arch@earthlink.net



REVISIONS

NUMBER	REVISION	DATE
1	FOR LPC REVIEW	10/27/16

TITLE
PROPOSED 58TH STREET STOREFRONT

LOCATION:
THE PLAZA HOTEL
 768 5TH AVENUE
 NEW YORK, NY 10019

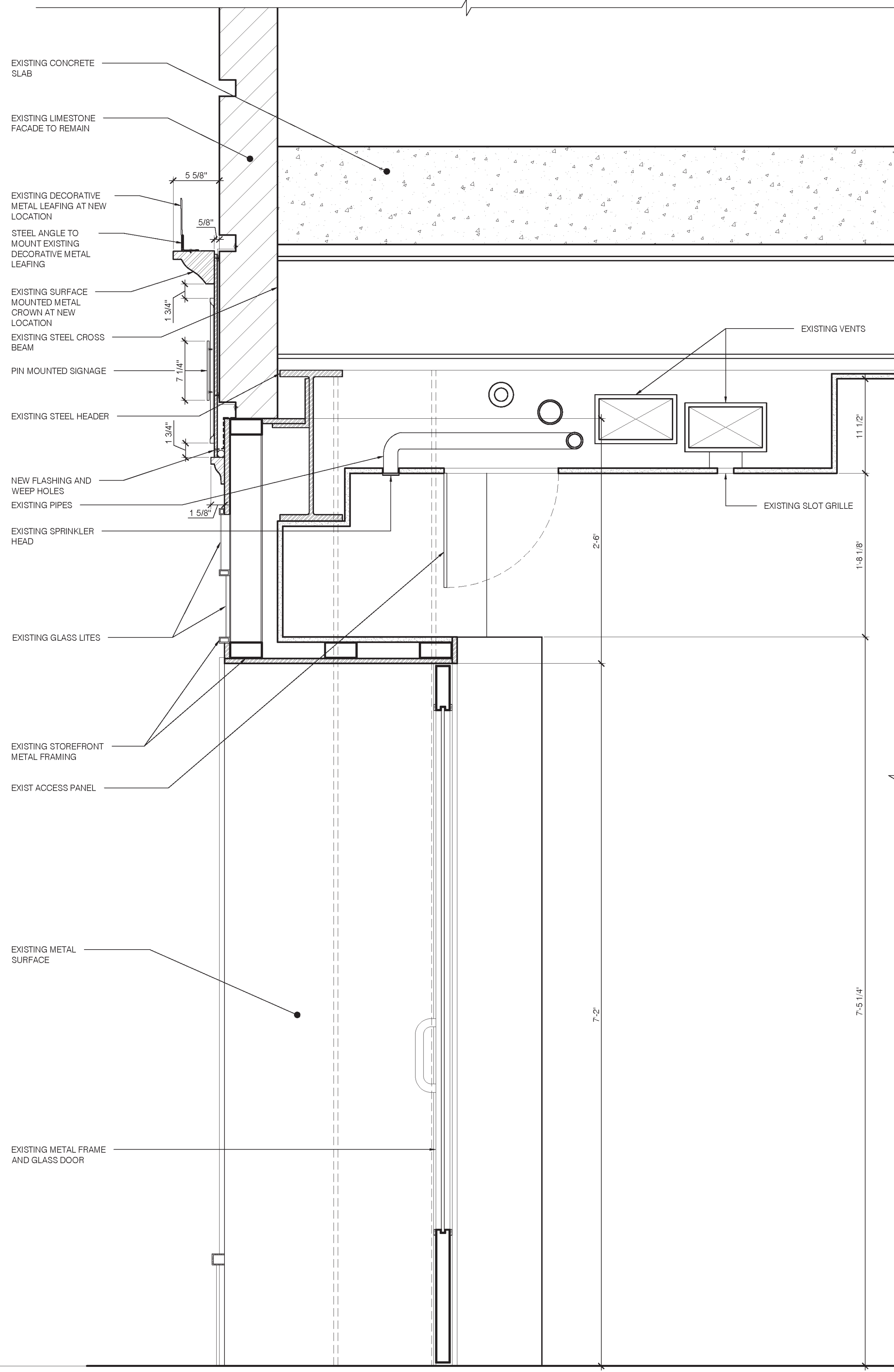
NOTICE
 It is a violation of New York State law to alter plans, specifications or reports to which the seal of an architect has been applied. It is a violation of the law for any person, unless acting under the direction of a licensed architect, to alter an item in any way. If the item bearing the seal of an architect is altered, the altering architect shall affix to his item the seal and the notation "altered by" followed by his signature and the date of such alteration, and a specific description of the alteration.

Signature _____ Date _____

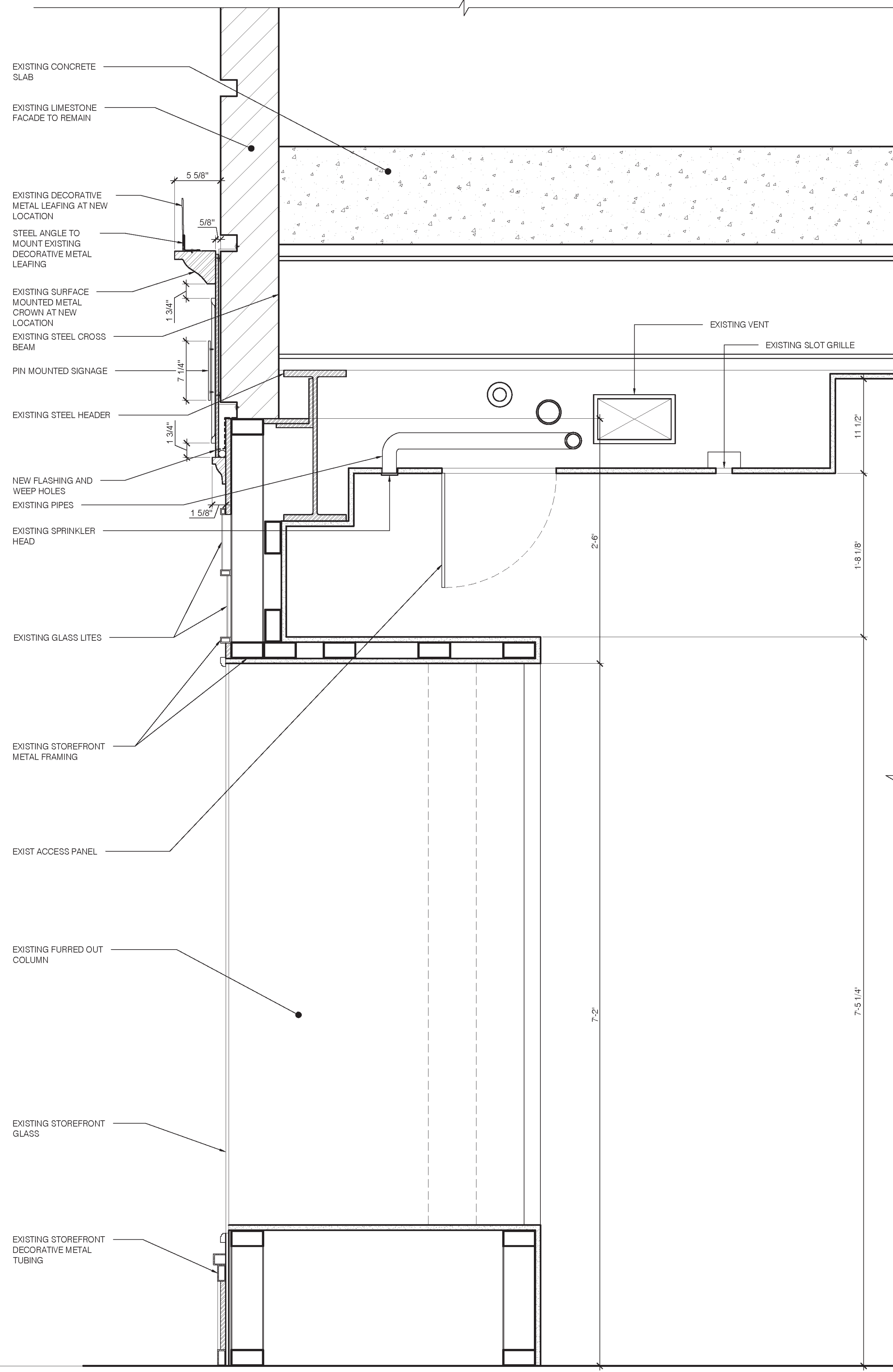
DATE: **APRIL 7TH, 2015**

SCALE: **AS NOTED**

DRAWING NO. **A-803.00**



1
 A-803
 SCALE: 1-1/2" = 1'-0"
PROPOSED STOREFRONT SECTION AT DOOR



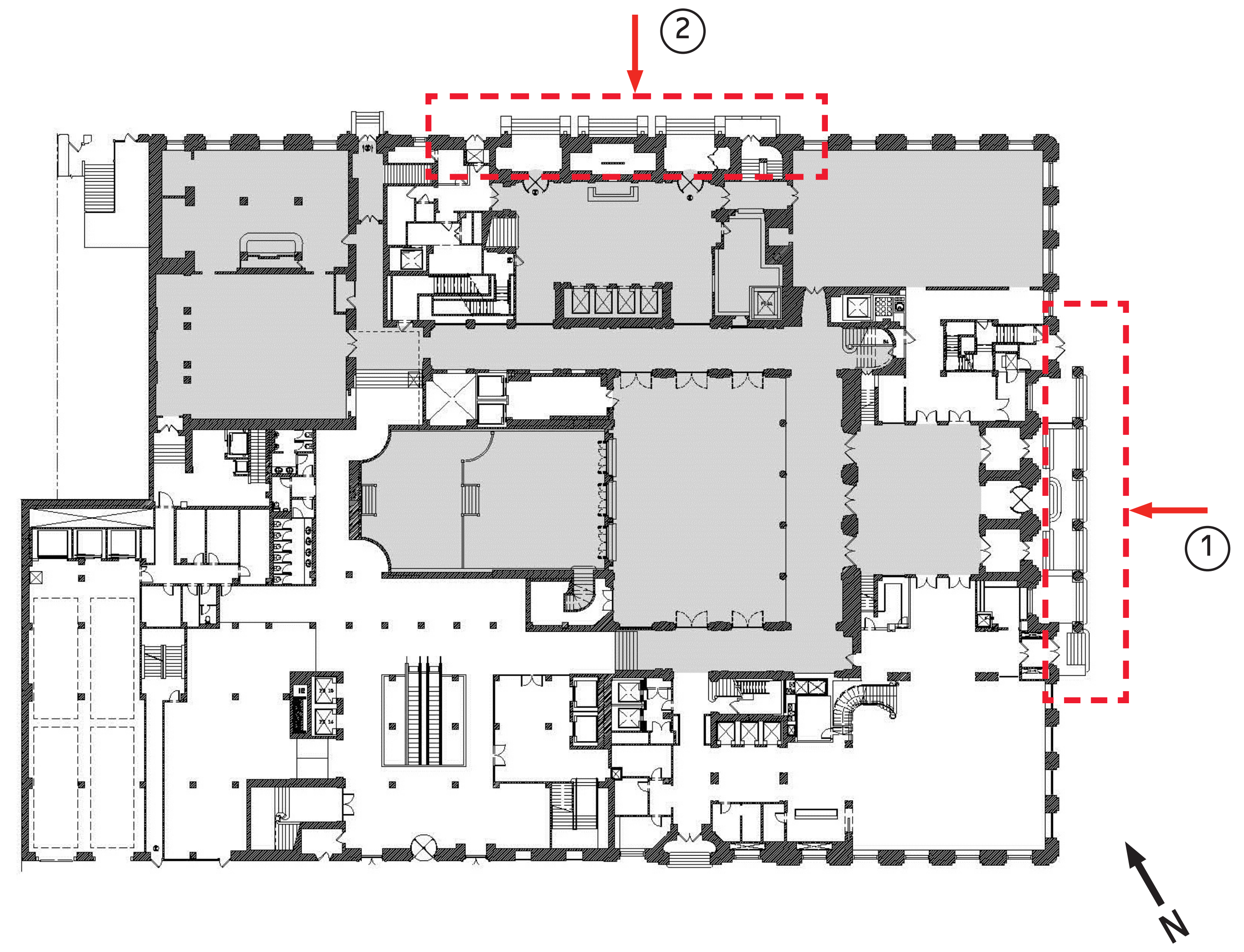
2
 A-803
 SCALE: 1-1/2" = 1'-0"
PROPOSED STOREFRONT SECTION AT GLASS

PROPOSED



3 EXTERIOR HEATERS

THE EXTERIOR HEATERS ARE LOCATED UNDER THE RESPECTIVE AWNINGS ON THE 5TH AVENUE AND 59TH STREET ENTRANCE. LANDMARKS SPECIFIED THE HEATERS ARE UNSIGHTLY, BUT PLAZA HAS EXPRESSED ITS NECESSITY IN KEEPING THE HEATERS [AS EMPLOYEES SUCH AS DOORMAN ARE OUTSIDE YEAR ROUND]. THE HEATERS MANUFACTURER SPECIFIES THE INTERIOR REFLECTORS OF THE HEATERS CANNOT BE PAINTED [THE SURFACE THAT IS VISIBLE IF STANDING UNDER THE AWNING]. THE OUTER SHELL CAN BE PAINTED, IF NEEDED TO MATCH THE UNDERSIDE OF THE AWNING IT IS ATTACHED TO. PLAZA IS PROPOSING TO LEGALIZE THE CURRENT EXTERIOR HEATER CONDITIONS "AS IS".



1. 5TH AVENUE AWNING



2. 59TH STREET AWNING

- 1. 5TH AVENUE AWNING
- 2. 59TH STREET AWNING


5TH AVENUE EXTERIOR HEATERS - EXISTING
CONDITIONS PHOTOS



5TH AVENUE AWNING



MOUNTING TECHNIQUE



MOUNTING TECHNIQUE



5TH AVENUE AWNING

SUBMISSION DATE: 2/15/2018



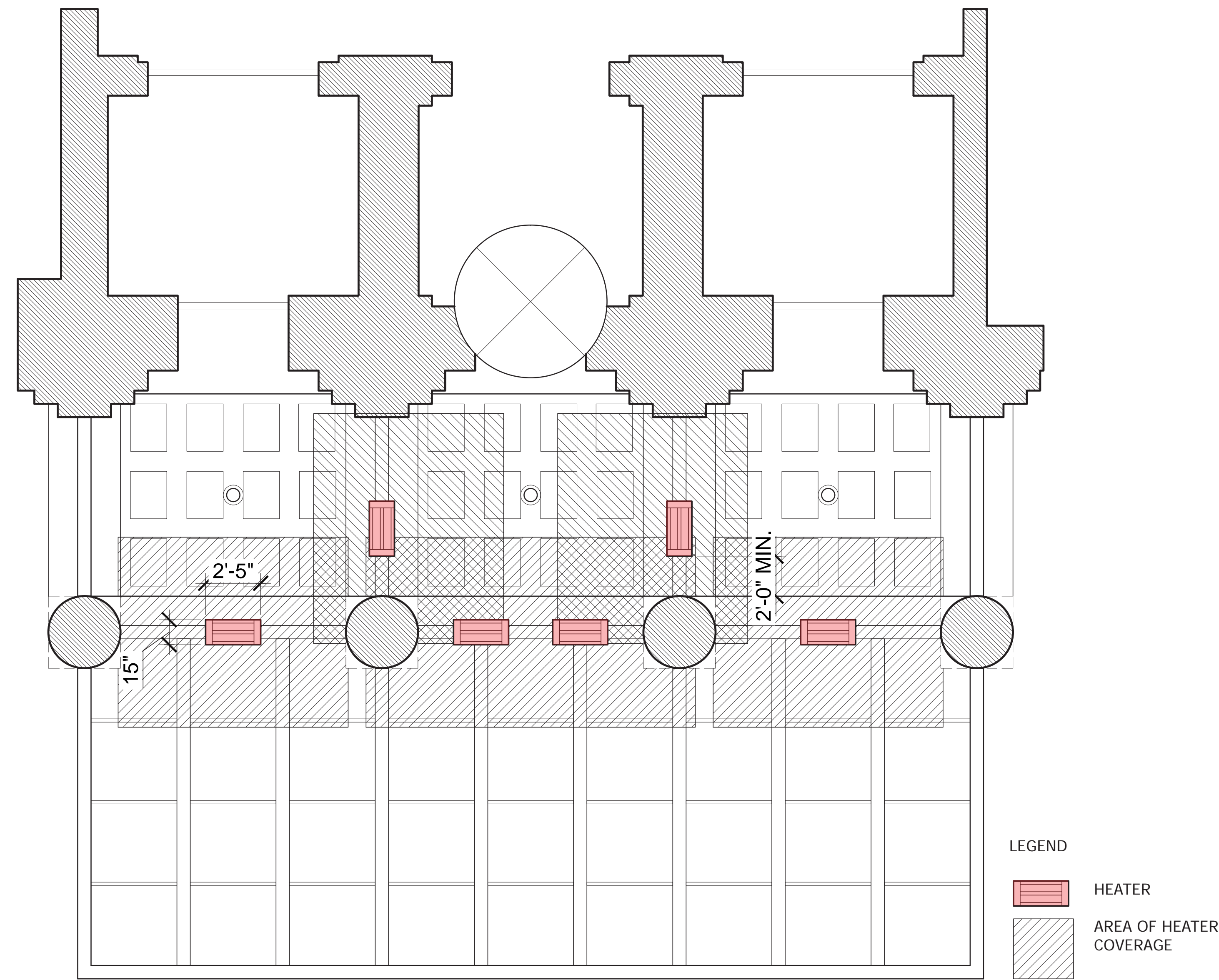
5TH AVENUE AWNING

ERNST ARCHITECT, PLLC.



5TH AVENUE AWNING

5TH AVENUE: EXISTING LOCATION - LEGALIZE "AS IS"



MOUNTING HEIGHT [B.O. HEATER] = 13'-8 1/2" A.F.F.
 B.O. EXISTING BEAM = 14'-7 3/8" A.F.F.
 DIMENSION OF HEATER = 33" X 15" X 10 7/8"
 AMOUNT OF HEATERS = 6
 HEATER MODEL TYPE = 342-30-TH-240V
 AREA OF COVERAGE PER HEATER = 11'-6" X 9'-6"

PROPOSAL:
 LEGALIZE THE EXISTING HEATER SPECS. THE OUTER SHELL OF THE HEATERS ARE ALREADY PAINTED TO MATCH UNDERSIDE OF AWNING. HEATERS MAY NEED TO BE SHIFTED TO ACCOMMODATE MANUFACTURER'S MOUNTING CLEARANCES.

EXISTING FOSTORIA HEATER EXTERIOR SHELL IS ALREADY PAINTED TO MATCH UNDERSIDE OF 5TH AVENUE AWNING.

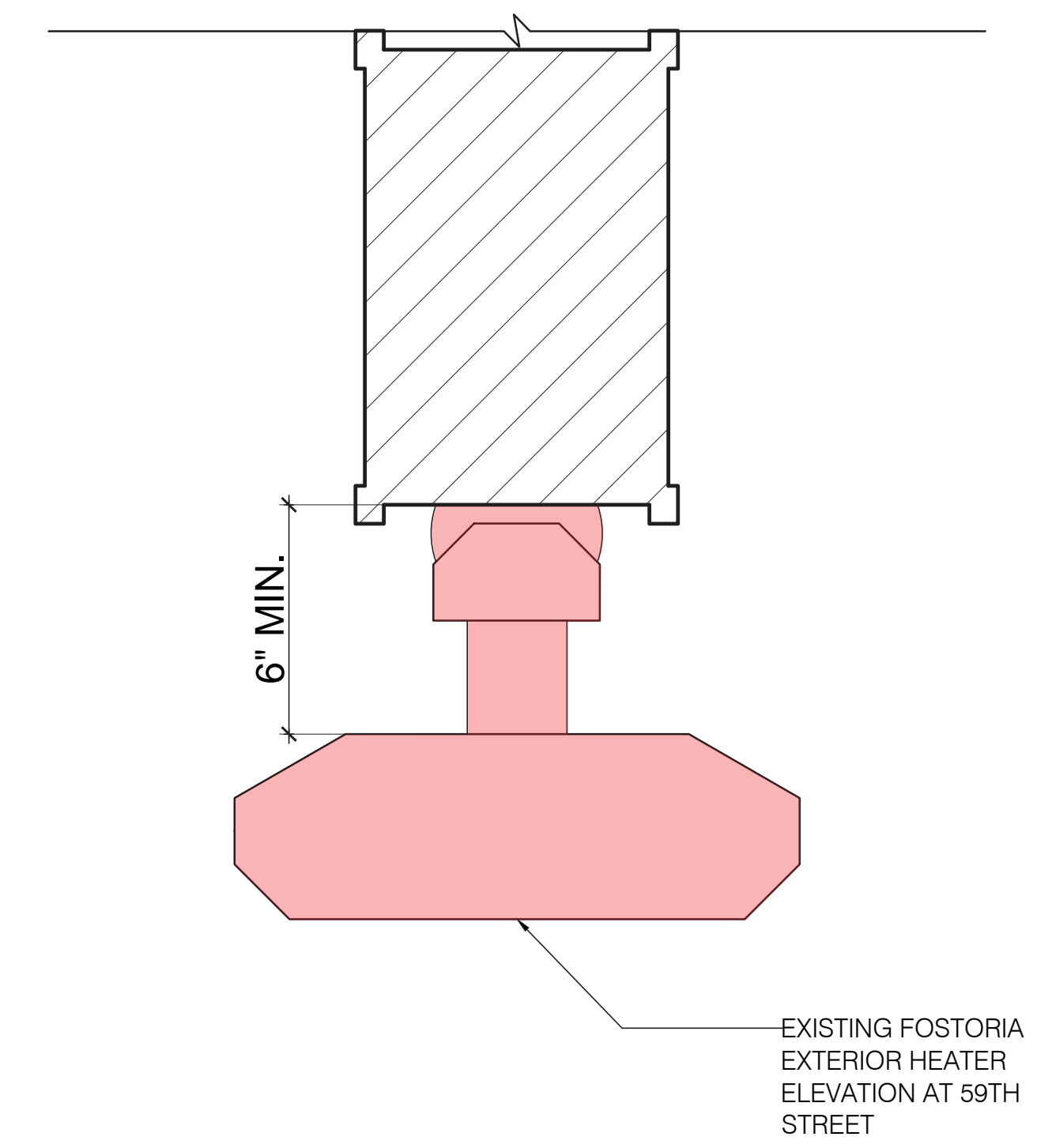
EXISTING METAL BEAM STRUCTURES WITH DECORATIVE GOLD LEAFING DETAILS. UNDERSIDE OF BEAM IS THE MOST EFFICIENT AREA TO MOUNT HEATERS.



EXISTING PHOTO OF 5TH AVENUE AWNING

5TH AVENUE: EXISTING MOUNTING DETAIL

1 EXISTING SECTION MOUNTING DETAIL
 SCALE: 3" = 1'-0"




59TH STREET EXTERIOR HEATERS - EXISTING
CONDITONS PHOTOS



59TH STREET AWNING



MOUNTING TECHNIQUE




MOUNTING TECHNIQUE




59TH STREET AWNING

SUBMISSION DATE: 2/15/2018

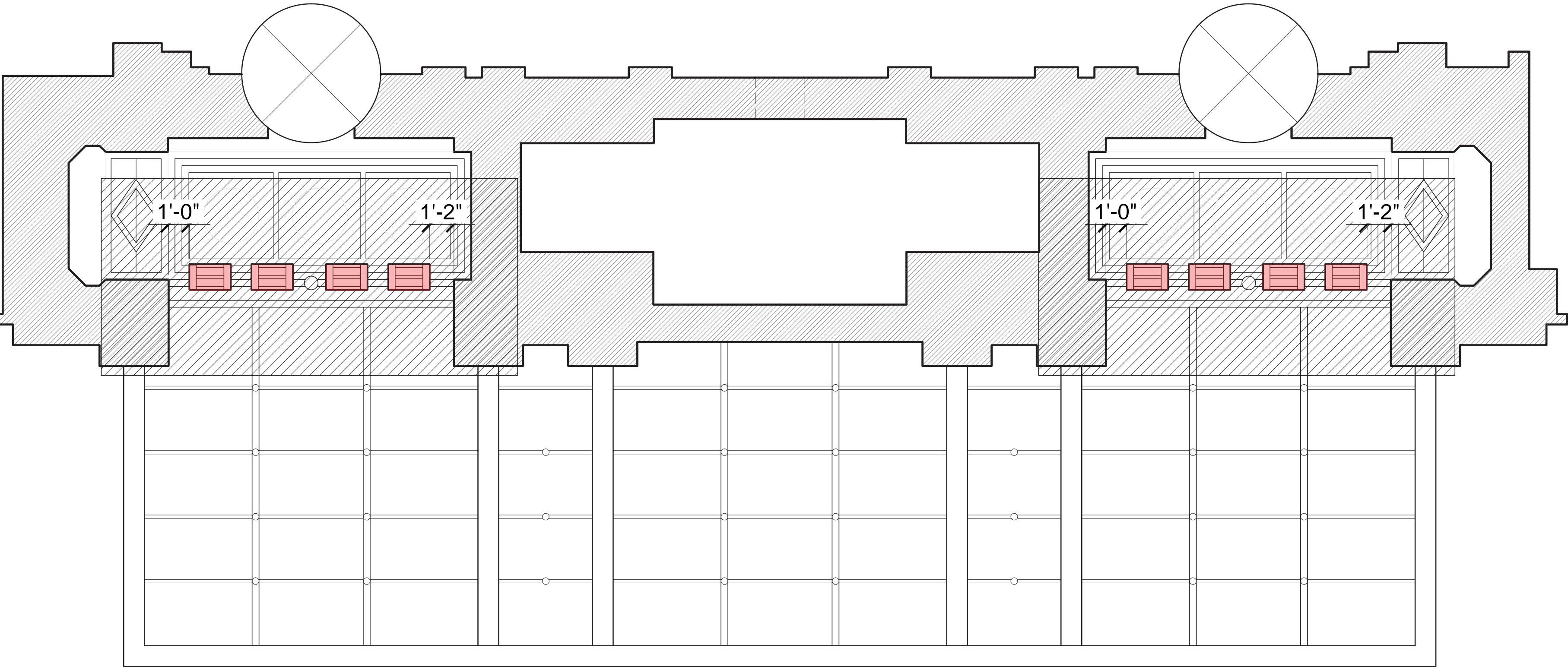


59TH STREET AWNING

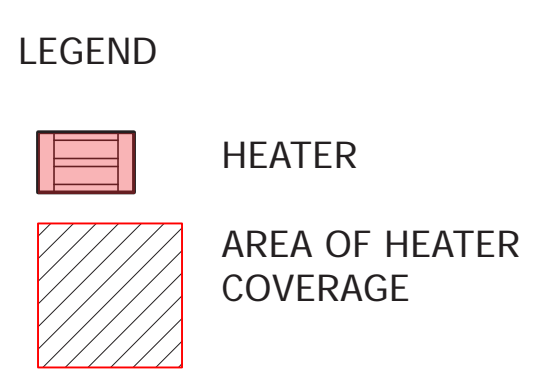


59TH STREET HEATERS

59TH STREET: EXISTING CONDITION

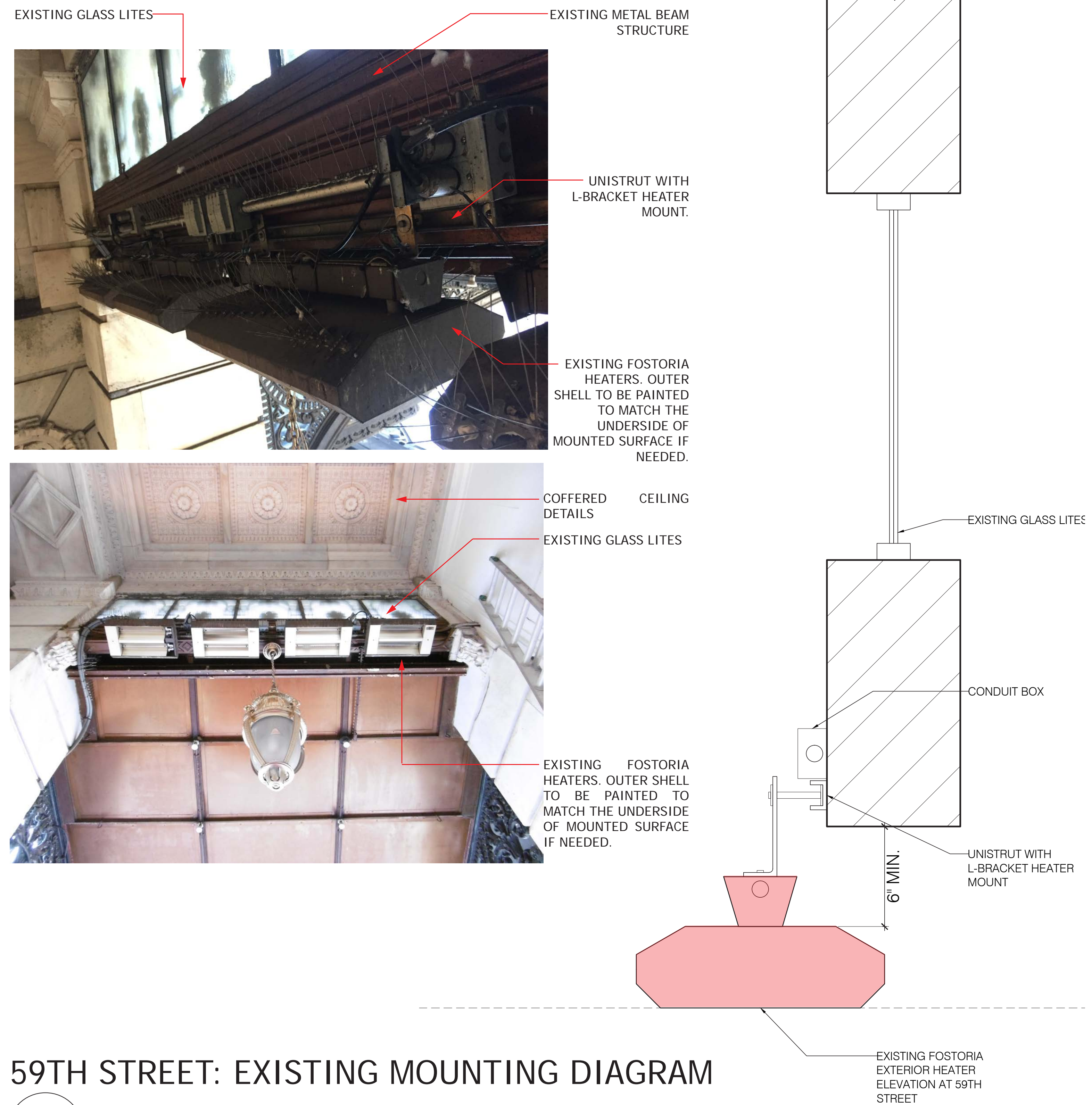
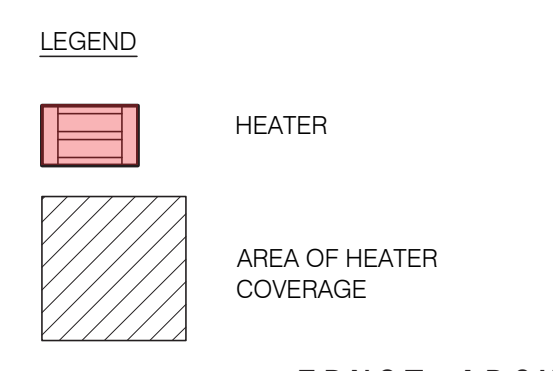
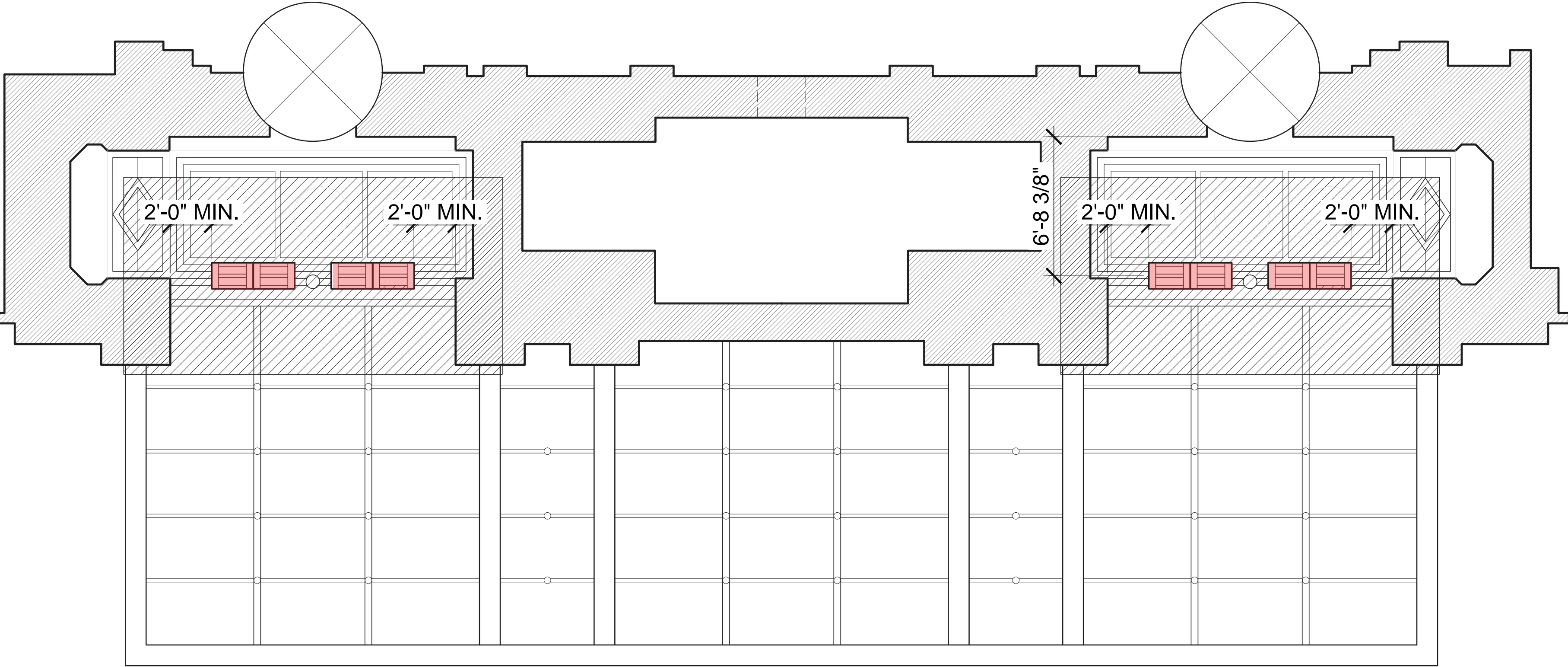


MOUNTING HEIGHT [B.O. HEATER] = 15'-11 1/2" A.F.F.
 B.O. EXISTING BEAM = 17'-2" A.F.F.
 DIMENSION OF HEATER = 24" X 15" X 10 7/8"
 AMOUNT OF HEATERS = 8
 HEATER MODEL TYPE = 222-30-TH-240V
 AREA OF COVERAGE PER HEATER = 11'-6" X 9'-6"



PROPOSAL:
 LEGALIZE THE EXISTING HEATER SPEC. WE WILL NEED TO "BUTT" THE HEATERS SIDE BY SIDE [2 HEATERS DIRECTLY NEXT TO ONE ANOTHER], IN ORDER TO MEET MANUFACTURER MOUNTING CLEARANCES.

59TH STREET: PROPOSED CONDITION



59TH STREET: EXISTING MOUNTING DIAGRAM

1 EXISTING SECTION MOUNTING DETAIL
 SCALE: 3" = 1'-0"

5TH AVENUE AND 59TH STREET EXISTING HEATER SPECS

TH & THSS Series Mul-T-Mount Electric Infrared Heater

Overhead Infrared Heaters for Snow & Ice Control, Outdoor Spot Heating & All Indoor Heating Applications



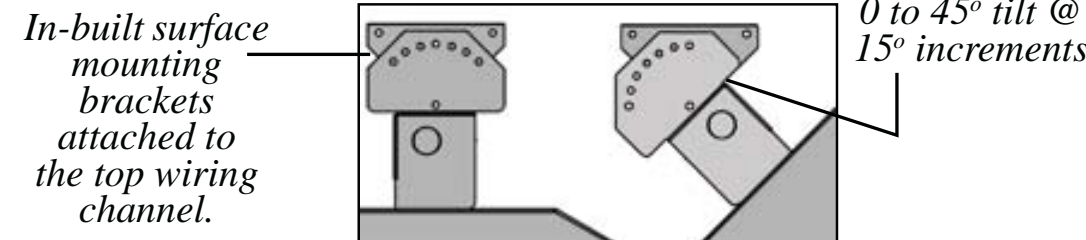
Product Description

AVAILABLE IN 2 OR 3 LAMP BROWN ENAMEL OR STAINLESS STEEL.

- Listed for suspended, totally exposed (outdoor), high-bay (indoor) comfort heating and exterior snow & ice control applications.
- Listed for recessed applications.
- 20 gauge painted steel or stainless steel housings.
- Gold anodized Aluminum reflectors & end caps.
- 50% higher Watt densities for 3-element units.
- 2-Lamp wiring, single phase.
- 3-Lamp wiring, three or single phase.
- Stainless steel models have non-corrosive housing, hardware and brackets; no ferrous metals used in the unit. Durable in harsh atmospheres & outdoor environments.
- High temperature lead wires.
- Clear Quartz Lamp(s) Included.
- Made in U.S.A.



Features:
In-Built surface mounting brackets allows for fixture adjustment up to 45° horizontal tilt.



Product Dimensions

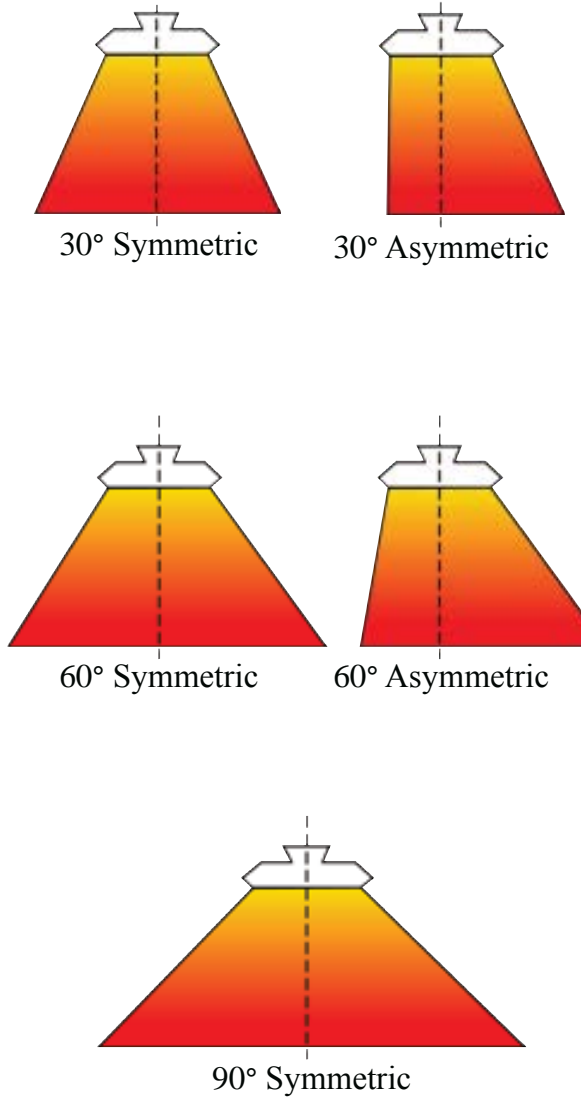
MUL-T-MOUNT SERIES	DIMENSIONS (IN.)			
	"A" LENGTH	"B" WIDTH	"C" HEIGHT	"D" MTG.CTR.
222	24"	15"	10-7/8"	23-1/2"
342	33"	15"	10-7/8"	32-1/2"
462	46"	15"	10-7/8"	45-1/2"
223	24"	21-1/2"	10-7/8"	23-1/2"
343	33"	21-1/2"	10-7/8"	34"
463	46"	21-1/2"	10-7/8"	45-1/2"

Mounting Clearances & Recommended Mounting Height

Mounting Clearances	Recommended Mounting Height	
	2 & 3 Lamp Models	2 Lamp Models
3" from ceiling	30° Symmetric & A30° Asymmetric Reflector - Indoor	14' - 30'
24" from vertical surface	60° Symmetric & A60° Asymmetric Reflector - Indoor	12' - 18'
72" from face of heater to combustible surface	90° Symmetric Reflector - Indoor	8' - 12'
96" from face of heater to combustible surface	30° Symmetric & A30° Asymmetric Reflector - Outdoor	8' - 10'

TH & THSS Series Mul-T-Mount Electric Infrared Heater

Reflector Patterns



Product Specifications

Series:
222, 342, 462 (Painted Version) 2-lamp
222, 342, 462 (Stainless Steel Version) 2-lamp
223, 343, 463 (Stainless Steel Version) 3-lamp

Housing:
20 gauge Galvanized Steel with a baked on, brown enamel (painted) finish. Housing is ETL Listed for both indoor and totally exposed outdoor applications.
20 gauge Stainless Steel for durability and corrosion-resistance. Housing is ETL Listed for both indoor and totally exposed outdoor applications.

Reflectors and End Caps:
.040 Gold anodized Aluminum reflectors and end caps for superior reflectivity. Five choices of reflector patterns including 30 degree narrow (symmetric & asymmetric), 60 degree medium (symmetric & asymmetric), and 90 degree wide (symmetric).

Elements:
Clear quartz lamps. Coiled tungsten filament located within a sealed quartz envelope, halogen filled, with porcelain end caps and 6" wire pigtail leads. 96% radiant delivered efficiency with high moisture and thermal shock resistance. Instantaneous heat-up and cool-down performance. Available wattages from 500 to 3800 Watts per element. Available voltages from 120 to 600 Volts.

Controls:
Mul-T-Mount heaters are not manufactured with any control device on the unit. All controls are accessories and should be specified as such. Please consult the technical sales department of factory for help in determining applicable controls. Please follow installation instructions that accompany each heater.

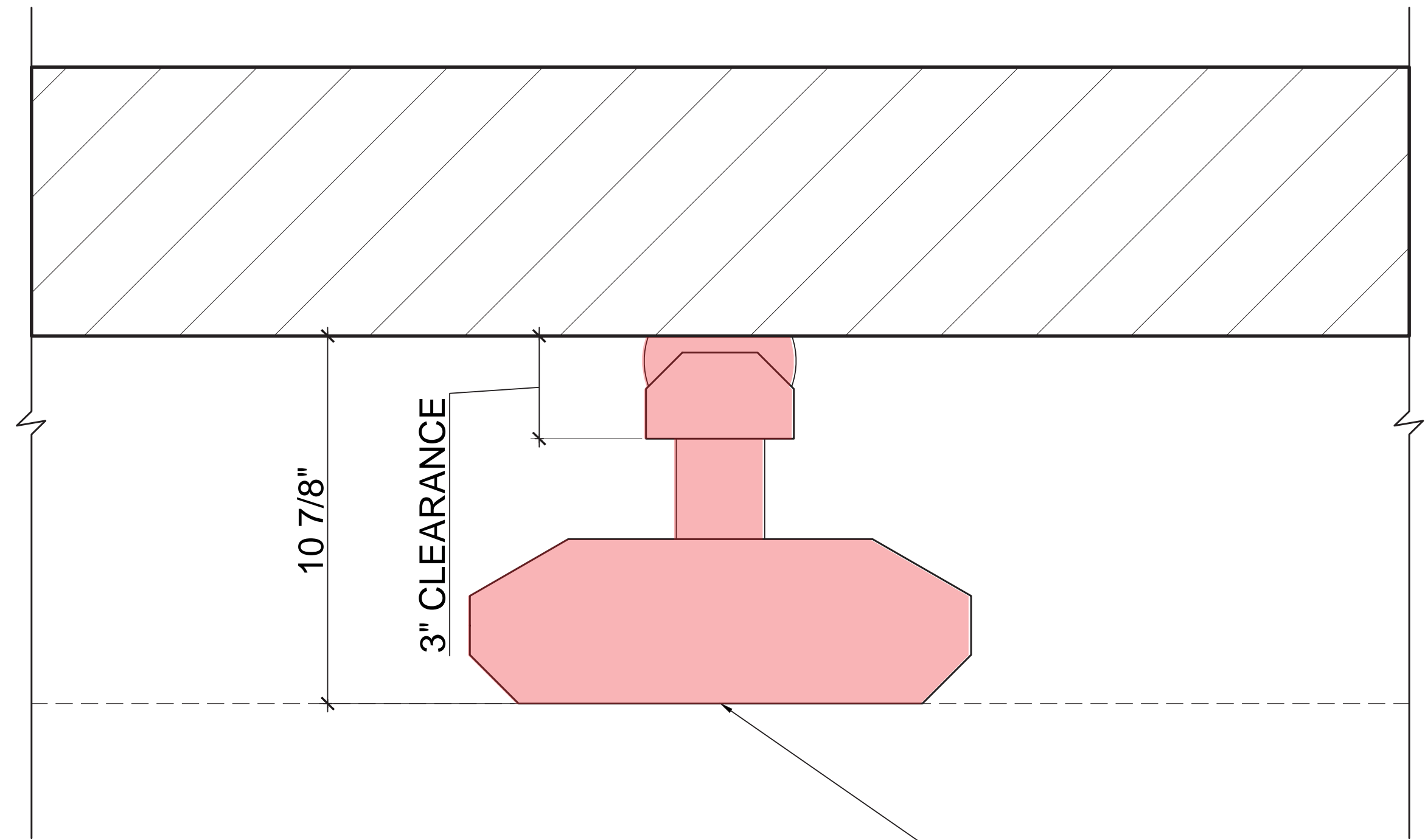
Accessories:
Recessed mounting frames (painted or stainless steel), adjustable mounting brackets (stainless steel only), vertical mounting brackets (stainless steel only), wire guards, thermostats, snow detectors, SCR controllers, and power contactor panels.

Sizing Chart

Reflective Pattern (°)	Heater Output (KW)	# of Qzr. Lamps	Mounting Heights (FT.)								Watts Delivered per Square Foot						
			Heat Pattern Coverage @ Floor Level								Mounting Heights (FT.)						
			8	10	12	14	16	18	20	8	10	12	14	16	18	20	
30°	3.2	2	5.5 x 4	6.5 x 5.5	7.5 x 6.5	8.5 x 7.5	9.5 x 8.5	10.5 x 9.5	11.5 x 10.5	145.5	89.5	65.6	50.2	39.6	32.1	26.5	
60°	3.2	2	10.5 x 9.5	13 x 12	15 x 14	17 x 16	N/R	N/R	N/R	32.1	20.5	15.2	11.8	-	-	-	
90°	3.2	2	17 x 16	21 x 20	N/R	N/R	N/R	N/R	N/R	11.8	7.6	-	-	-	-	-	
30°	5.0	2	6 x 4	7.5 x 5.5	8.5 x 6.5	9.5 x 7.5	10.5 x 8.5	11.5 x 9.5	12.5 x 10.5	208.3	121.2	90.5	70.2	56.0	45.8	38.1	
60°	5.0	2	11.5 x 9.5	14 x 12	16 x 14	18 x 16	20.5 x 18.5	23 x 21	N/R	45.8	29.8	22.3	17.4	13.2	10.4	-	
90°	5.0	2	18 x 16	22 x 20	26 x 24	N/R	N/R	N/R	N/R	17.4	11.4	8.0	-	-	-	-	
30°	7.3	3	N/R	8.5 x 5.5	9.5 x 6.5	10.5 x 7.5	11.5 x 8.5	12.5 x 9.5	13.5 x 10.5	-	156.1	118.2	92.7	74.7	61.5	51.5	
60°	7.3	3	12 x 10.5	15 x 12	17 x 14	19 x 16	21.5 x 18.5	24 x 21	N/R	57.9	40.6	30.7	24.0	18.4	14.5	-	
90°	7.3	3	19 x 16	23 x 20	27 x 24	N/R	N/R	N/R	N/R	24.0	15.9	11.3	-	-	-	-	
30°	4.8	2	5.5 x 5	6.5 x 6.5	7.5 x 7.5	8.5 x 8.5	9.5 x 9.5	10.5 x 10.5	11.5 x 11.5	174.5	113.6	85.3	66.4	53.2	43.5	36.3	
60°	4.8	2	10.5 x 10.5	13 x 13	15 x 15	17 x 17	21 x 21	N/R	N/R	43.5	28.4	21.3	16.6	10.9	-	-	
90°	4.8	2	17 x 17	21 x 21	N/R	N/R	N/R	N/R	N/R	16.6	10.9	-	-	-	-	-	
30°	7.5	3	N/R	7.5 x 6.5	8.5 x 7.5	9.5 x 8.5	10.5 x 9.5	11.5 x 10.5	12.5 x 11.5	-	153.8	117.6	92.9	75.2	62.1	52.2	
60°	7.5	3	11.5 x 10.5	14 x 13	16 x 15	18 x 17	20.5 x 19.5	23 x 22	N/R	62.1	41.2	31.3	24.5	18.8	14.8	-	
90°	7.5	3	18 x 17	22 x 21	26 x 25	N/R	N/R	N/R	N/R	24.5	16.2	11.5	-	-	-	-	
30°	10.95	3	N/R	8.5 x 6.5	9.5 x 7.5	10.5 x 8.5	11.5 x 9.5	12.5 x 10.5	13.5 x 11.5	-	198.2	153.7	122.7	100.2	83.4	70.5	
60°	10.95	3	12 x 11	15 x 13	17 x 15	19 x 17	21.5 x 19.5	24 x 22	N/R	83.0	56.2	42.9	33.9	26.1	20.7	-	
90°	10.95	3	19 x 17	23 x 21	27 x 25	N/R	N/R	N/R	N/R	33.9	22.7	16.2	-	-	-	-	

FOSTORIA HEATER

***VIEW IS NOT TAKEN IN REFERENCE TO ACTUAL CONDITION.



EXISTING FOSTORIA EXTERIOR HEATER ELEVATION [5TH AVE. & 59TH ST. SIDES]

THE EXISTING HEATER ON THE 58TH STREET SIDE IS A NEWER MODEL COMPARED TO THE HEATERS ON THE 5TH AVENUE AND 59TH STREET SIDES. EXTERIOR HEATER TECHNOLOGY HAS NOT CHANGED MUCH OVER THE YEARS. ALTHOUGH PROFILES MAY BE SLIGHTLY SLIMMER, CLEARANCES FROM OTHER SURFACES AND HEATERS REMAINS THE SAME. REFER TO THE ELEVATION DIAGRAMS. ALTHOUGH THE INFRAHEAT HEATER PROFILE IS SLIMMER THAN THE OLDER FOSTORIA HEATER MODEL, THERE IS NOT MUCH DIFFERENCE IN THE OVERALL ELEVATION OFFSET FROM THE MOUNTED SURFACE.


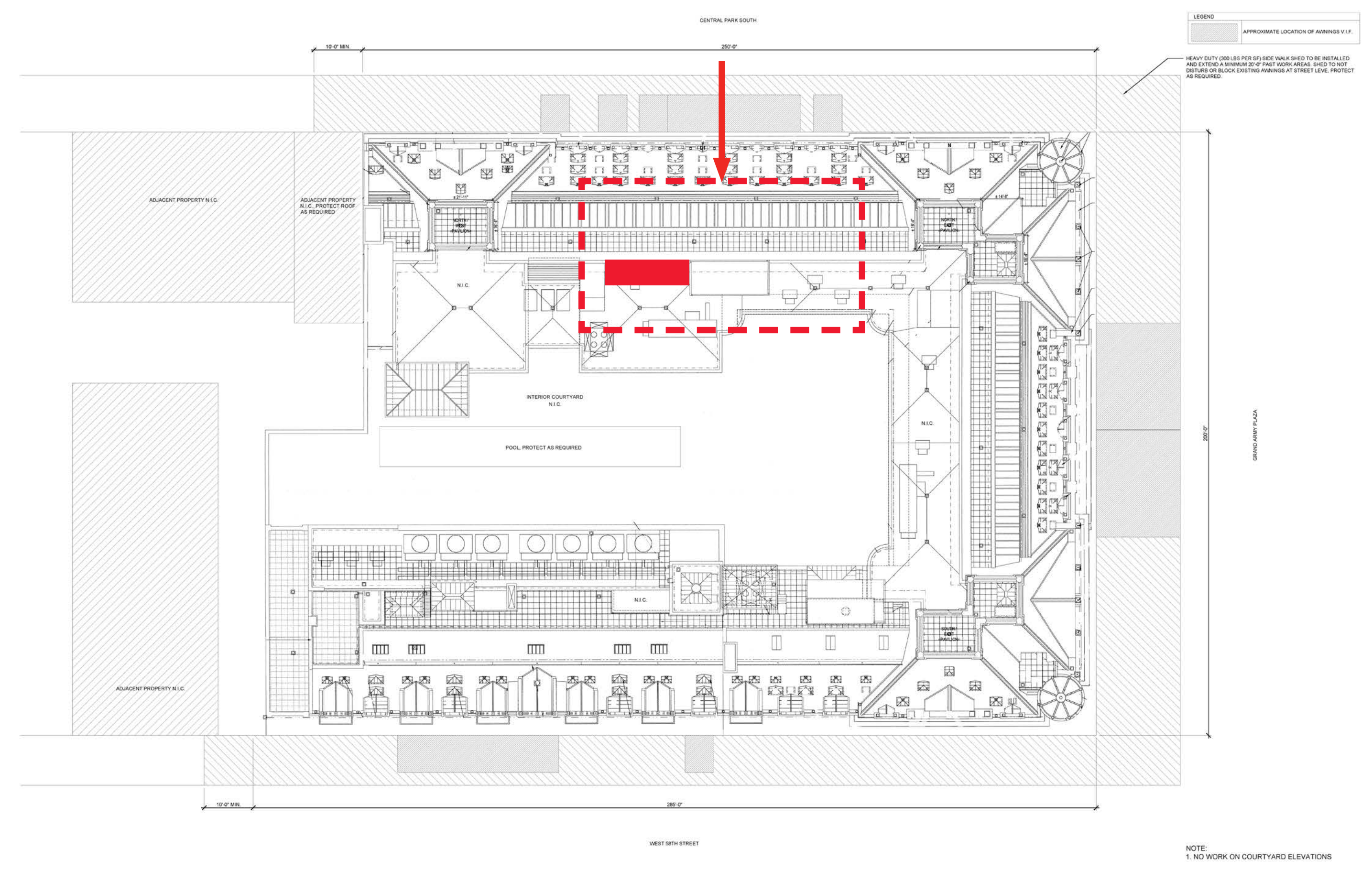

4 EXTERIOR HVAC



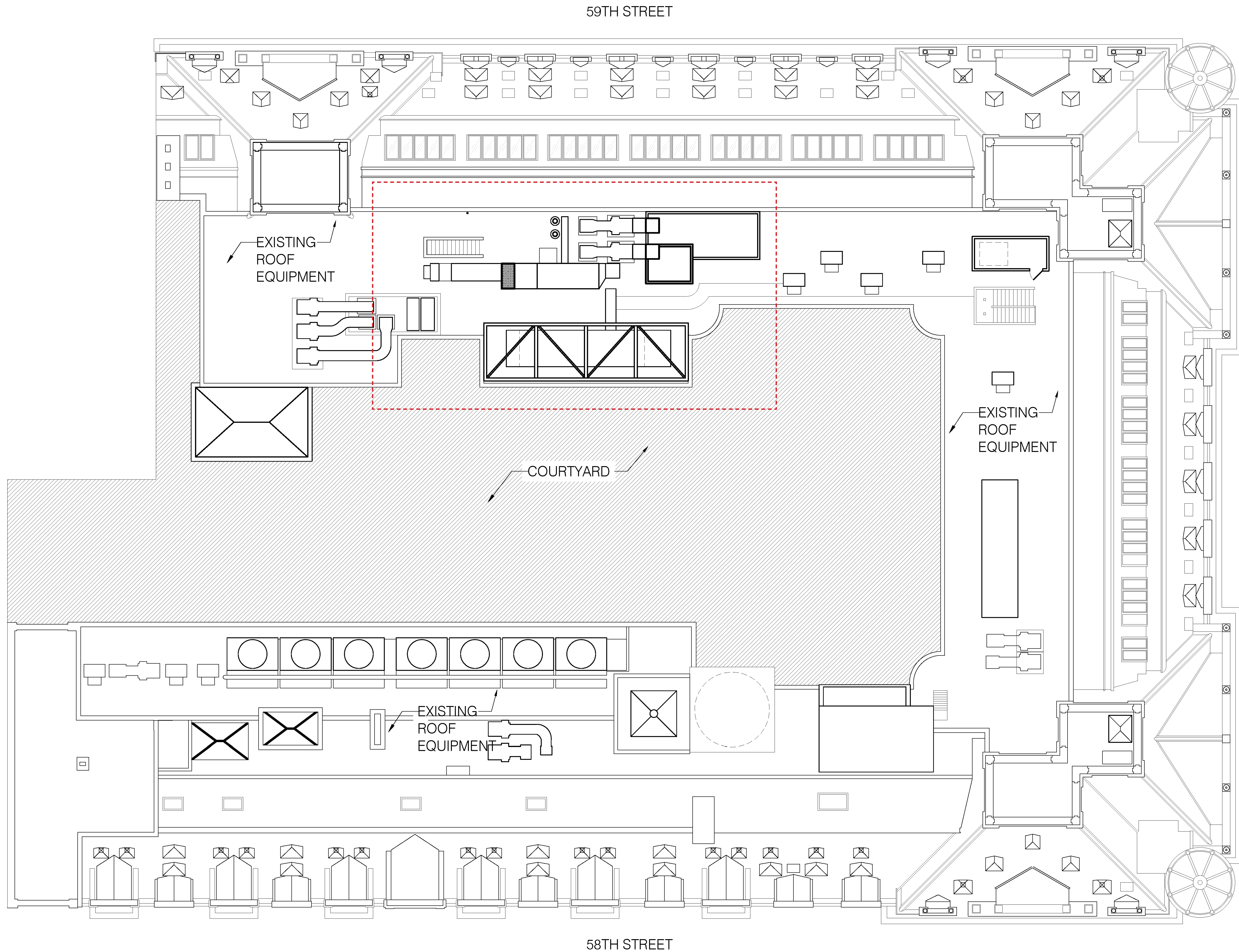
THE EXTERIOR HVAC DUCT IS LOCATED ON THE NORTHERN ROOF ADJACENT TO 59TH STREET FACING CENTRAL PARK. THE SEASONAL ISSUE OCCURS IN THE WINTER, WHEN THE FOLIAGE IS BARE, THE ROOF EQUIPMENT BECOMES VISIBLE FROM THE PARK. WE ARE PROPOSING TO PAINT THE EXISTING EQUIPMENT TO A SPECIFIED COLOR THAT WILL BLEND INTO THE SURROUNDING BACKDROP OF THE BUILDING SOUTH OF THE PLAZA.



PROPOSED PAINT COLOR:
BENJAMIN MOORE 1630 - OCEAN FLOOR




CLOSE UP VIEWS OF EXTERIOR HVAC ON ROOF. THE COLOR OF THE HVAC ROOF HAS BEEN PAINTED SPECIFIED COLOR.



59TH STREET

58TH STREET

GRAND ARMY PLAZA




The Plaza

CONSTRUCTION LEGEND

	NOT IN SCOPE
	EXISTING WALL TO REMAIN
	PARTITION TO BE DEMOLISHED
	NEW GYP. BD. PARTITION
	COMBINATION SMOKE/CARBON MONOXIDE DETECTOR, KIDDE MODEL #900-0114

ARCHITECT:
 ERNST ARCHITECT, PLLC
 177 WEST BROADWAY, THIRD FLOOR
 NEW YORK, NY 10013
 ©2015 TODD A. ERNST R.A.
 TEL (212) 343-3102
 FAX (212) 343-3109
 ernst_arch@earthlink.net



REVISIONS

NUMBER	REVISION	DATE
1	FOR LPC REVIEW	10/19/17
2	REVISED PER LPC WALK-THROUGH	01/25/18

TITLE
EXISTING ROOF PLAN

LOCATION:
THE PLAZA HOTEL
 768 5TH AVENUE
 NEW YORK, NY 10019

NOTICE
 It is a violation of New York State law to alter plans, specifications or reports to which the seal of an architect has been applied. It is a violation of the law for any person, unless acting under the direction of a licensed architect, to alter an item in any way. If the item bearing the seal of an architect is altered, the altering architect shall affix to his item the seal and the notation "altered by" followed by his signature and the date of such alteration, and a specific description of the alteration.

Signature _____ Date _____

DATE: **APRIL 7TH, 2015**

SCALE: **AS NOTED**

DRAWING No.

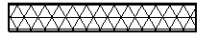


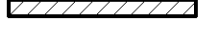
A-700.00

1 EXISTING ROOF PLAN
 A-700 SCALE: 3/32" = 1'-0"


EXISTING



The Plaza

- CONSTRUCTION LEGEND
-  NOT IN SCOPE
 -  EXISTING WALL TO REMAIN
 -  PARTITION TO BE DEMOLISHED
 -  NEW GYP. BD. PARTITION
 -  COMBINATION SMOKE/CARBON MONOXIDE DETECTOR, KIDDE MODEL #600-0114

ARCHITECT:
 ERNST ARCHITECT, PLLC
 177 WEST BROADWAY, THIRD FLOOR
 NEW YORK, NY 10013
 ©2015 TODD A. ERNST P.A.
 TEL (212) 343-3102
 FAX (212) 343-3109
 ernst_arch@earthlink.net



REVISION NUMBER	REVISION	DATE
1	FOR LPC REVIEW	10/19/17

TITLE
EXISTING ROOF PLAN

LOCATION
THE PLAZA HOTEL
 768 5TH AVENUE
 NEW YORK, NY 10019

NOTICE
 It is a violation of New York State law to alter plans, specifications or reports to which the seal of an architect has been applied. It is a violation of the law for any person, unless acting under the direction of a licensed architect, to alter an item in any way. If the item bearing the seal of an architect is altered, the altering architect shall affix to his item the seal and the notation "altered by" followed by his signature and the date of such alteration, and a specific description of the alteration.

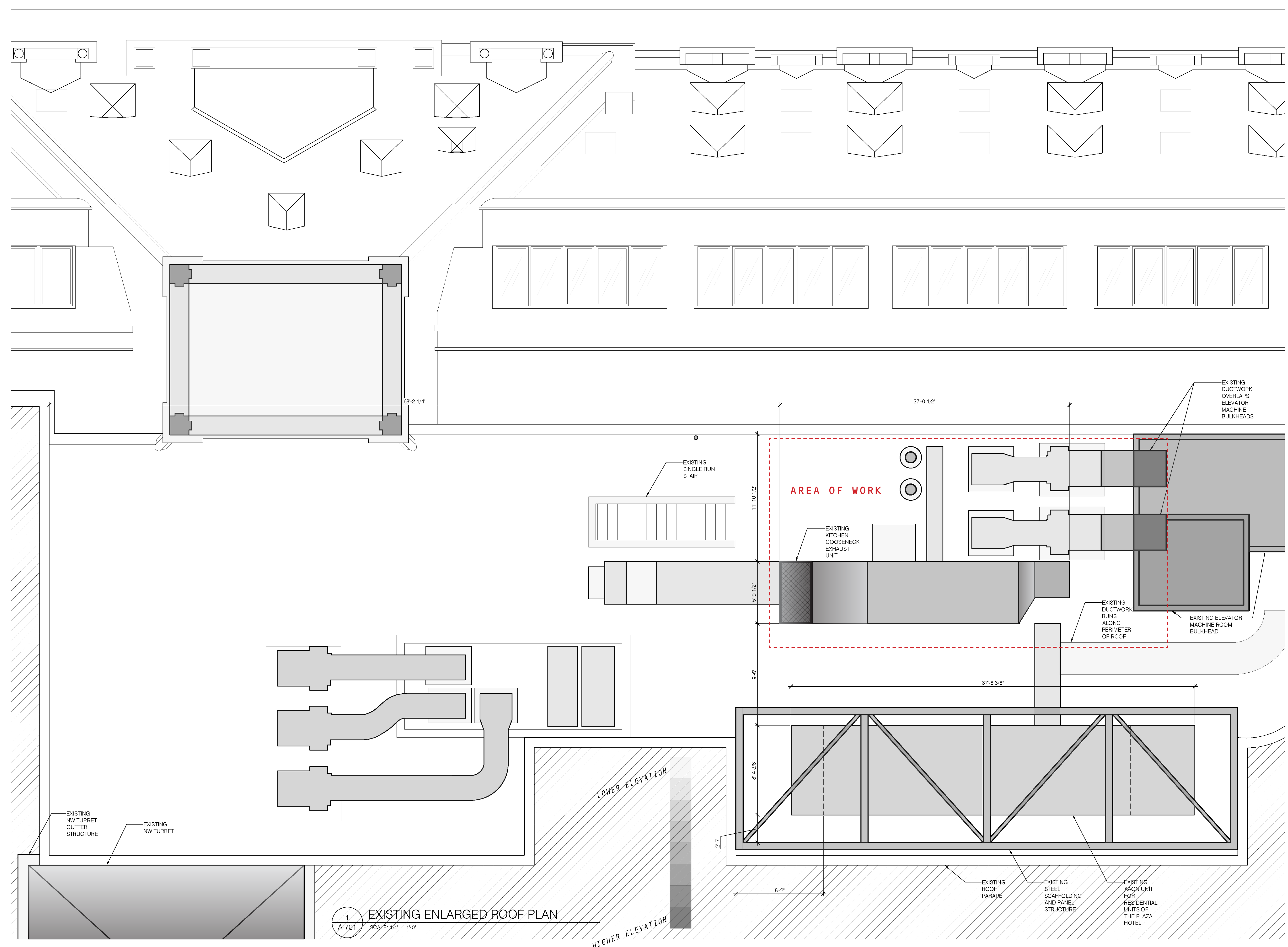
Signature _____ Date _____

DATE: **APRIL 7TH, 2015**

SCALE: **AS NOTED**

DRAWING No. _____

A-701.00



1
 A-701 SCALE: 1/4" = 1'-0"
EXISTING ENLARGED ROOF PLAN



1. VIEW FROM NW CORNER FACING SE



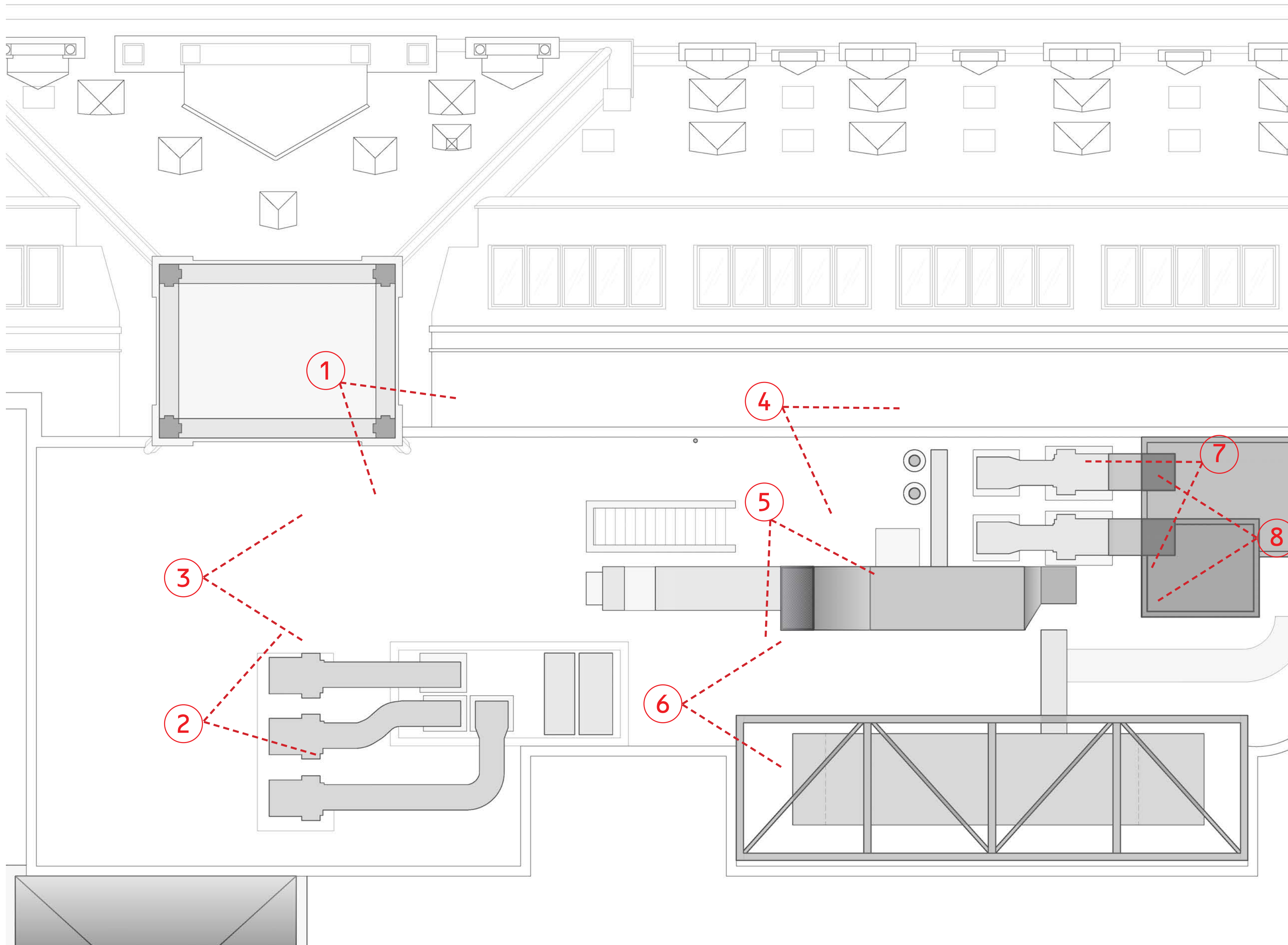
2. VIEW FROM WEST FACING NE



3. VIEW FROM WEST FACING EAST



4. VIEW FROM NORTH FACING EAST



5. VIEW FROM NORTH FACING SOUTHEAST



6. VIEW FROM WEST FACING EAST



7. VIEW FROM EAST FACING SW








8. VIEW FROM EAST FACING WEST



The Plaza

CONSTRUCTION LEGEND

-  NOT IN SCOPE
-  EXISTING WALL TO REMAIN
-  PARTITION TO BE DEMOLISHED
-  NEW GYP. BD. PARTITION
-  COMBINATION SMOKE/CARBON MONOXIDE DETECTOR, KIDDE MODEL #900-0114

ARCHITECT:

ERNST ARCHITECT, PLLC
 177 WEST BROADWAY, THIRD FLOOR
 NEW YORK, NY 10013
 ©2015 TODD A. ERNST R.A.
 TEL (212) 343-3102
 FAX (212) 343-3109
 ernst_arch@earthlink.net



REVISION NUMBER	REVISION	DATE
1	FOR LPC REVIEW	10/19/17
2	REVISED PER LPC WALK-THROUGH	01/25/18

TITLE: EXISTING ROOF ELEVATION

LOCATION: **THE PLAZA HOTEL**
 768 5TH AVENUE
 NEW YORK, NY 10019

NOTICE

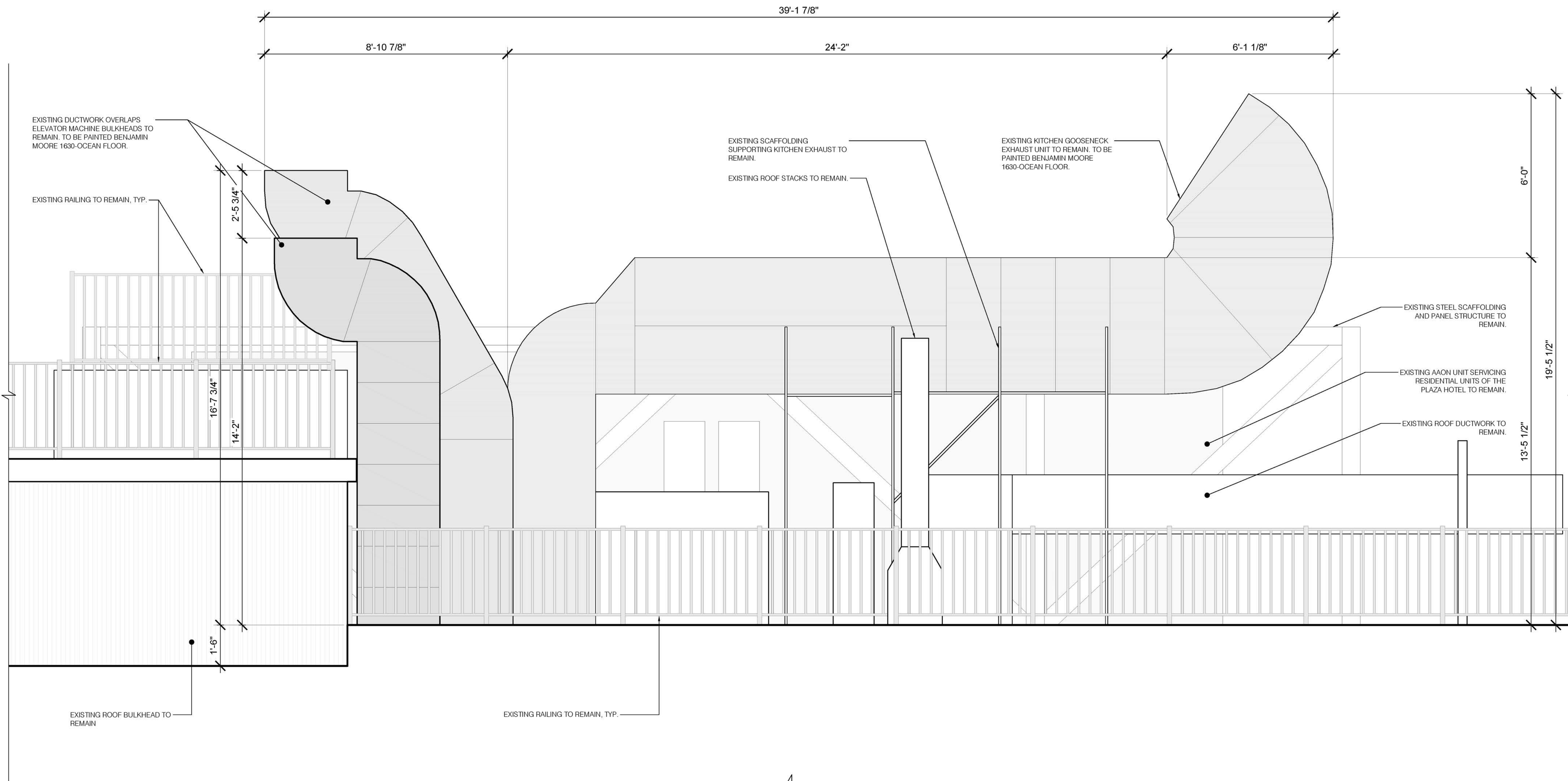
It is a violation of New York State law to alter plans, specifications or reports to which the seal of an architect has been applied. It is a violation of the law for any person, unless acting under the direction of a licensed architect, to alter an item in any way. If the item bearing the seal of an architect is altered, the altering architect shall affix to his item the seal and the notation "altered by" followed by his signature and the date of such alteration, and a specific description of the alteration.

Signature _____ Date _____

DATE: APRIL 7TH, 2015

SCALE: AS NOTED

DRAWING No. **A-702.00**



1
 A-702 EXISTING ROOF ELEVATION
 SCALE: 1/2" = 1'-0"

EXISTING

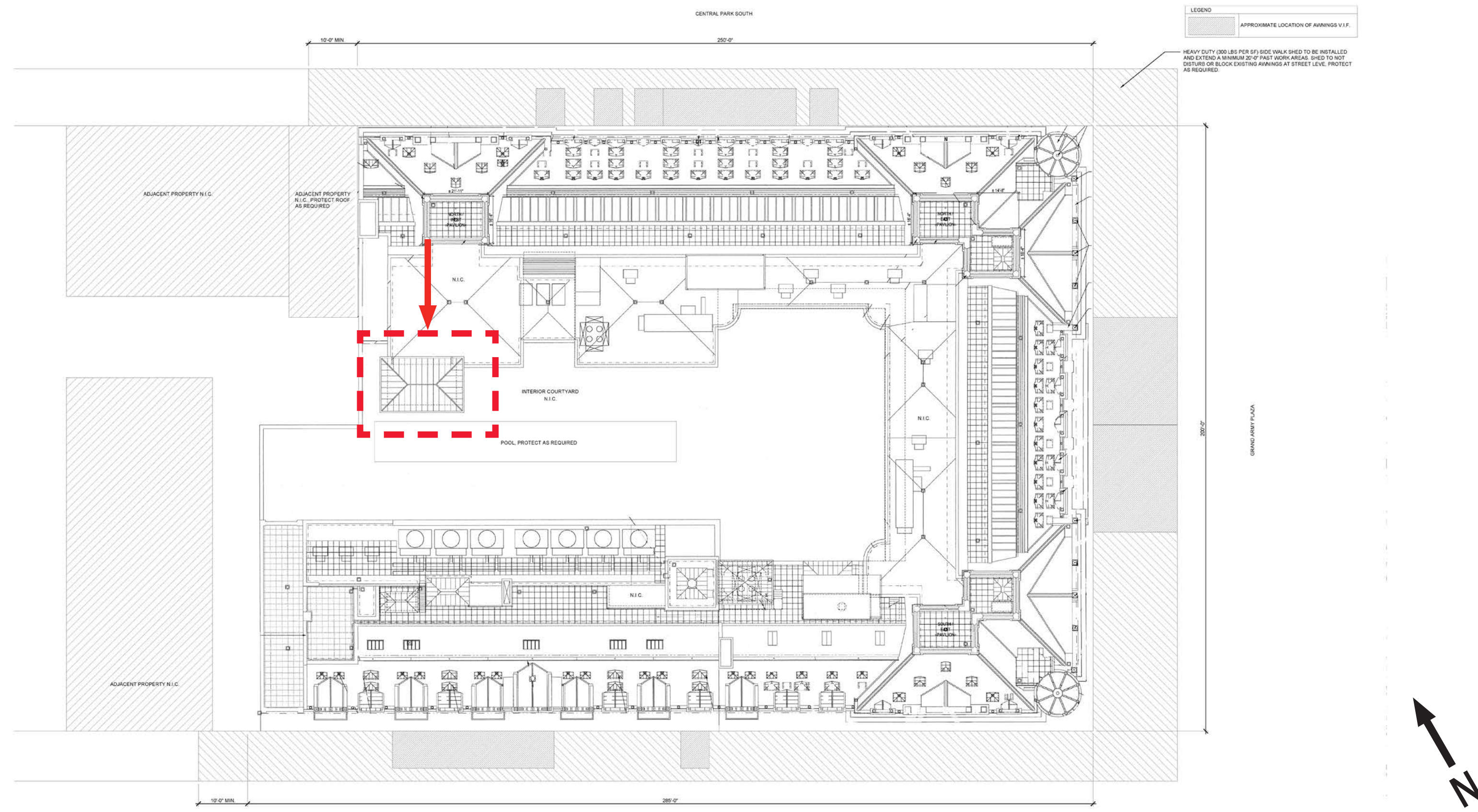
EQUIPMENT CONDITIONS 2015



CURRENT PAINTED EQUIPMENT 2017




5 NW TURRET



THE NW TURRET WAS BUILT NOT IN ACCORDANCE TO THE APPROVED DRAWINGS BY THE PREVIOUS OWNER OF THE HOTEL. THE "AS BUILT" CONDITION HAS A LONGER CORNICE AND IS MISSING A GREEN WALL PANEL. THE PROPOSAL IS TO CREATE THE ILLUSION OF A SHORTER CORNICE BY ADDING A NEW GFRC PANEL TO MATCH THE EXISTING PANELS ON THE FACADE OF THE TURRET. PLAZA CAN NOT CUT BACK THE EXISTING CORNICE BECAUSE THERE IS NOW ROOF PLUMBING STRUCTURE THAT CANNOT BE TAMPERED WITH. UPON A SITE VISIT TO VIEW THE NW TURRET, THE REASON WHY THE CORNICE OVER EXTENDS FURTHER THAN THE APPROVED DRAWINGS IS BECAUSE IT WAS BUILT IN REACTION TO THE ISSUE OF WEATHER CONDITIONS. THE OVEREXTENDED CORNICE IS ACTING AS A RAIN GUTTER/ DRAINAGE TO PROTECT ICE AND SNOW BUILD-UP FROM FALLING OFF THE PITCHED ROOF TO BELOW.


PLAN VIEW OF TURRET CORNICE

SIDE VIEW OF TURRET CORNICE





EXISTING



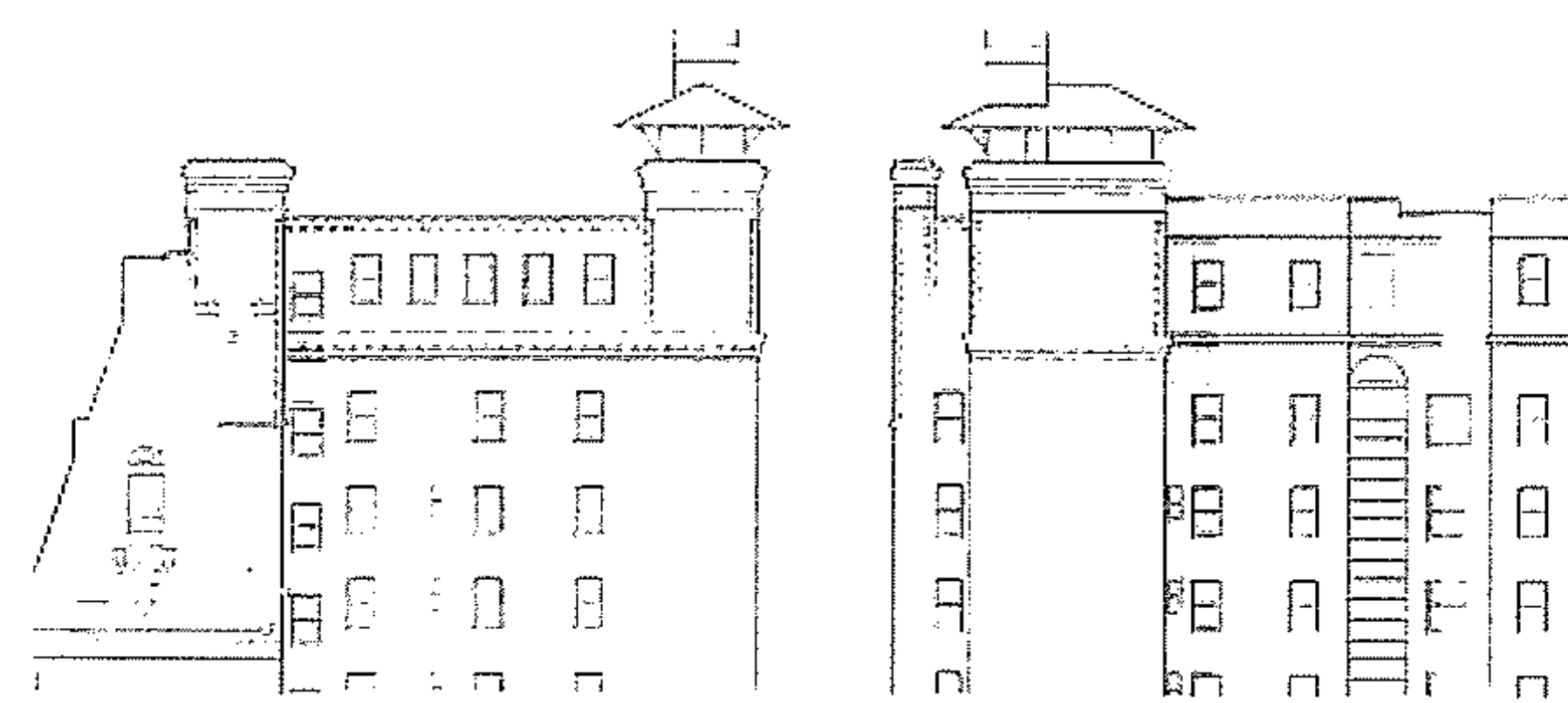
PROPOSED

10

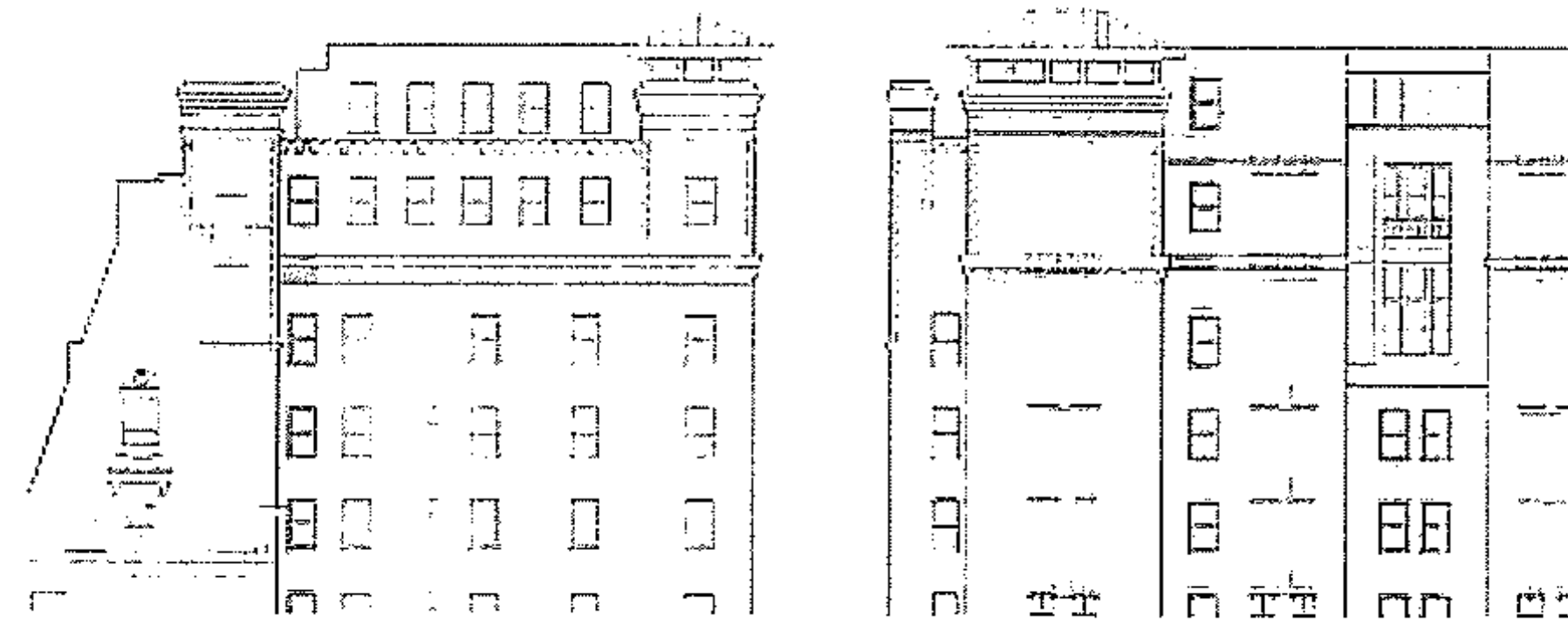
PERSPECTIVE VIEW LOOKING EAST

THE PLAZA
ELAD PROPERTIES

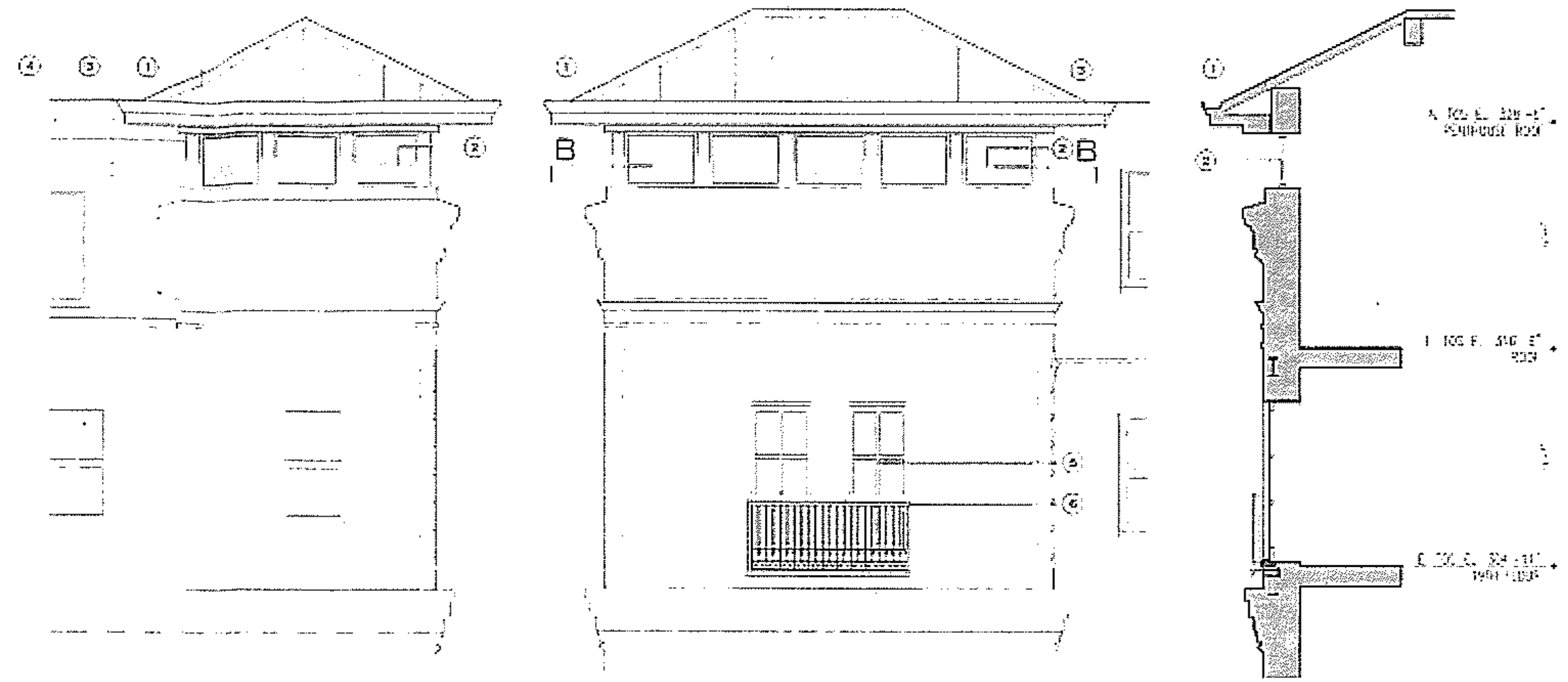
COSTAS KONDIYIJS AND PARTNERS LLP
ARCHITECTS
NEW YORK, NY



EXISTING CONDITIONS AT NW CORNER OF THE COURTYARD
Scale 1/16"=1'-0"

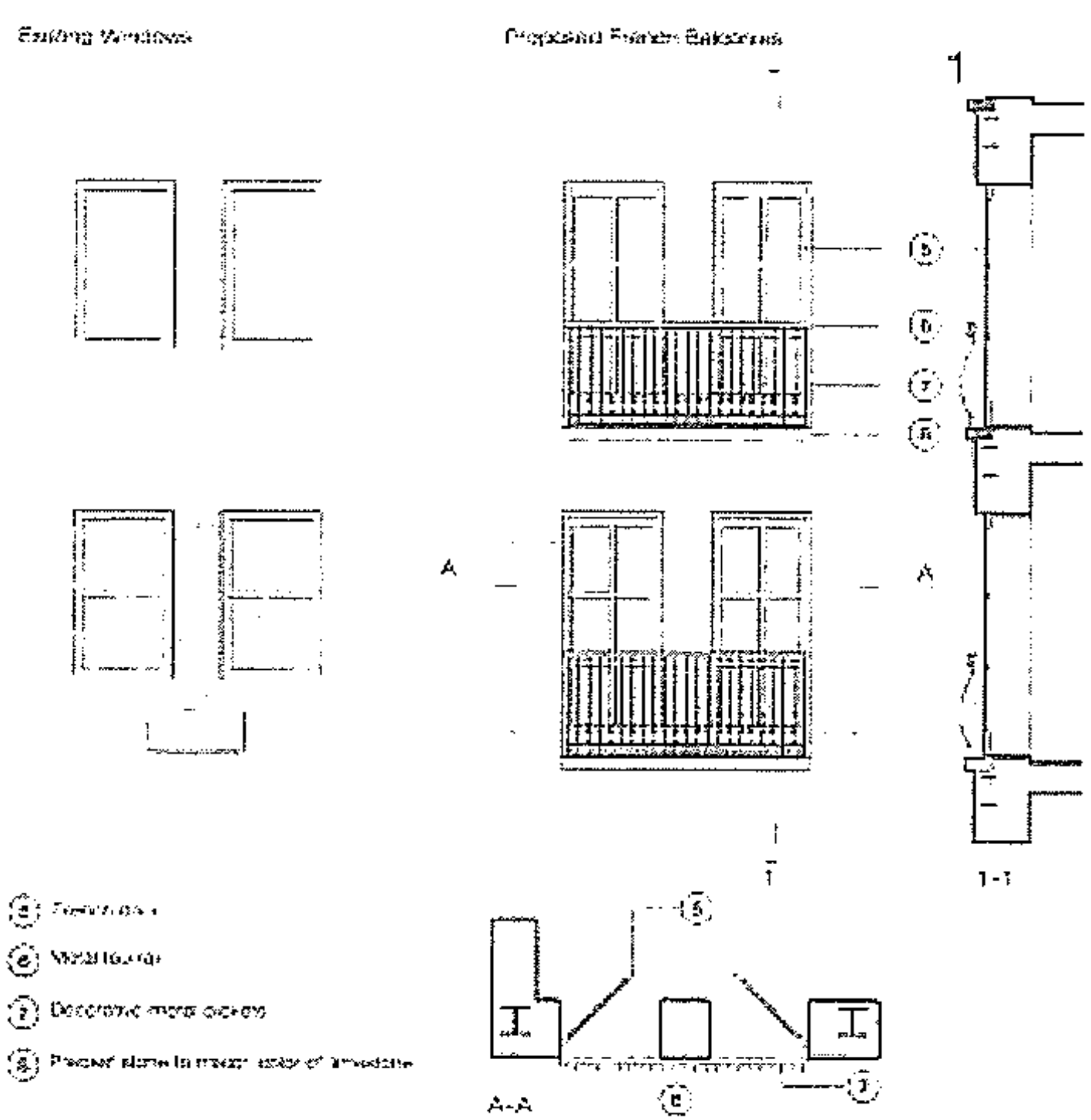


PROPOSED NEW ROOF AND WINDOWS
Scale 1/16"=1'-0"




- ① Stand-up aged copper roof finish
- ② Corrosion windows
- ③ New brick wall to match existing
- ④ New aged copper casing


PROPOSED ROOF DETAILS
Scale 1/4"=1'-0"



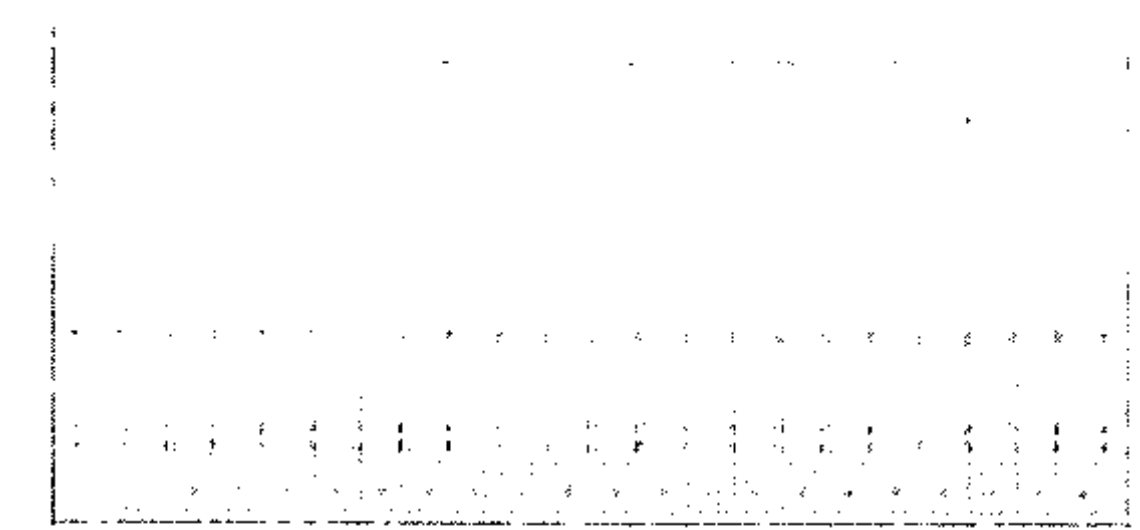
FRENCH BALCONY DETAILS
Scale 1/4"=1'-0"



RAILING DESIGN




EXISTING CONDITIONS



DETAILS OF PROPOSED FRENCH BALCONIES AND ROOF AT NW CORNER OF THE COURTYARD



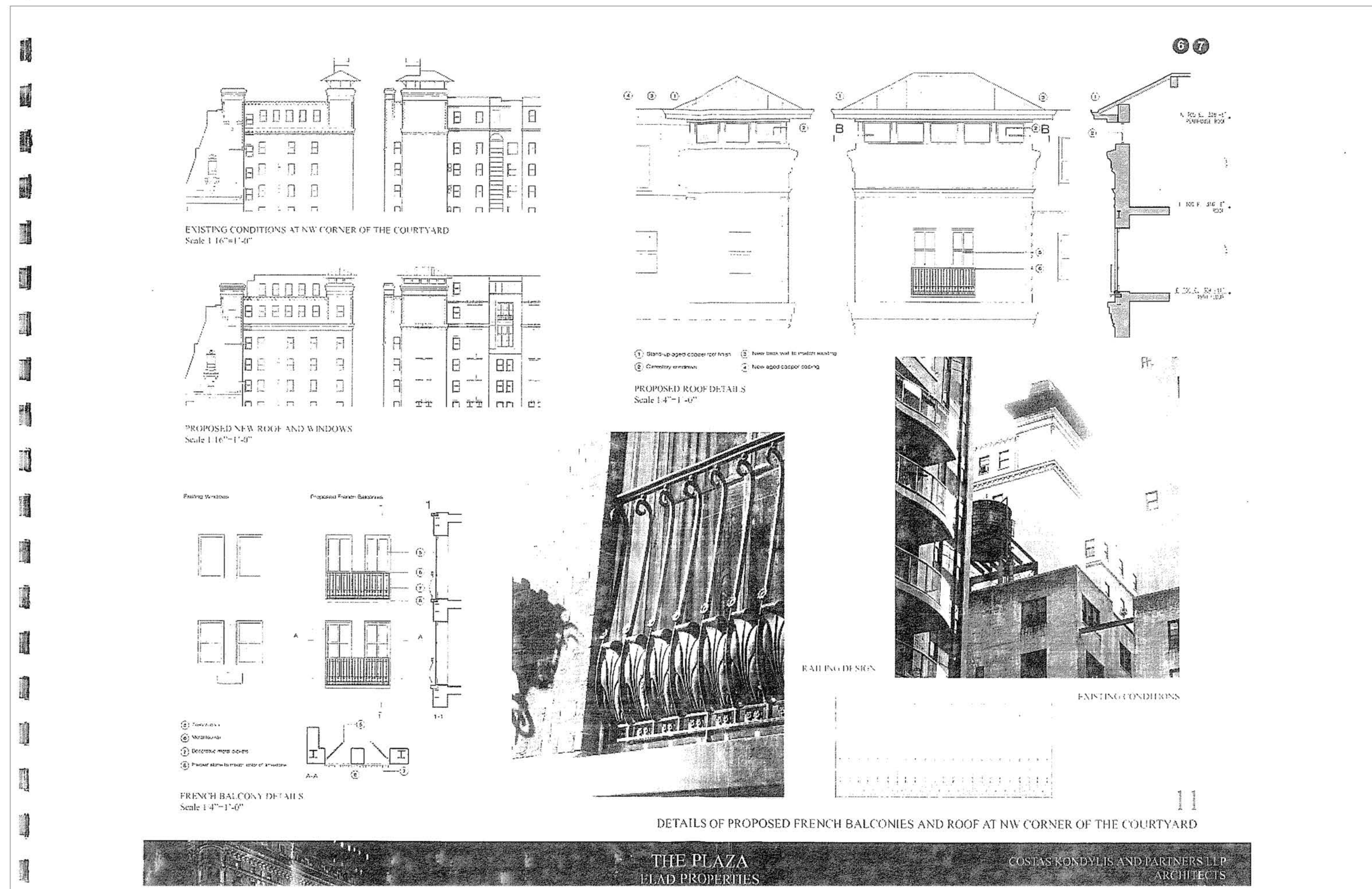
PREVIOUSLY LPC PRESENTED PHOTOS AND DRAWINGS (2005) FILED UNDER PREVIOUS OWNER



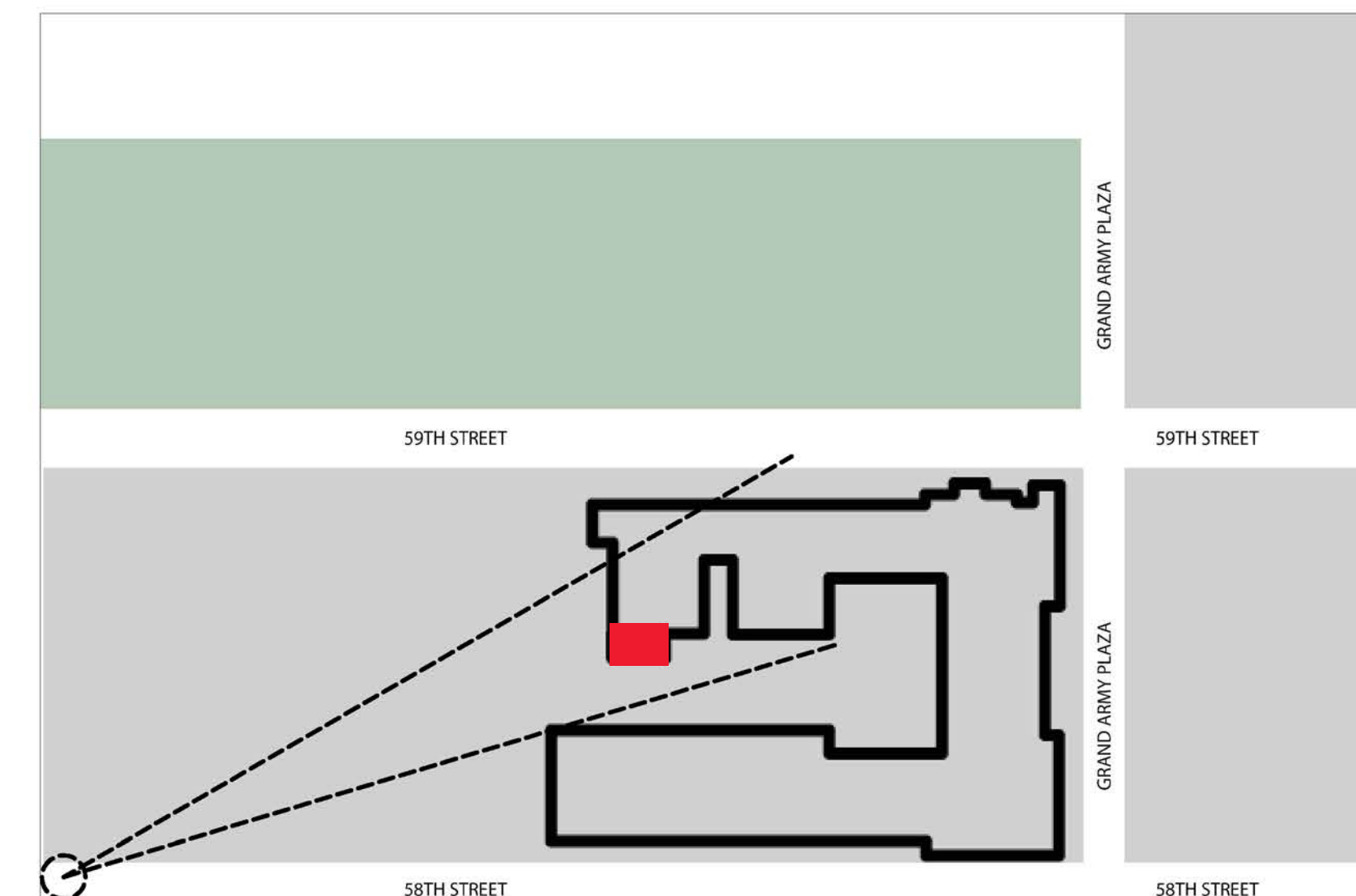
1 EXISTING PROPOSED NW TURRET PHOTOS
A-500 SCALE: NTS



2 CURRENT 2016 NW TURRET PHOTOS
A-500 SCALE: NTS



3 EXISTING PROPOSED NW TURRET DRAWINGS
A-500 SCALE: NTS



4 SITE MAP
A-500 SCALE: NTS



CONSTRUCTION LEGEND

	NOT IN SCOPE
	EXISTING WALL TO REMAIN
	PARTITION TO BE DEMOLISHED
	NEW GYP. BD. PARTITION
	COMBINATION SMOKE/CARBON MONOXIDE DETECTOR, KIDDE MODEL #900-0114

ARCHITECT:
ERNST ARCHITECT, PLLC
177 WEST BROADWAY, THIRD FLOOR
NEW YORK, NY 10013
©2015 TODD A. ERNST R.A.
TEL (212) 343-3102
FAX (212) 343-3109
ernst_arch@earthlink.net

REVISIONS

NUMBER	REVISION	DATE
1	FOR LPC REVIEW	10/27/16
2	FOR LPC FILING	05/08/17

TITLE:
NW TURRET EXISTING

LOCATION:
THE PLAZA HOTEL
768 5TH AVENUE
NEW YORK, NY 10019

NOTICE
It is a violation of New York State law to alter plans, specifications or reports to which the seal of an architect has been applied. It is a violation of the law for any person, unless acting under the direction of a licensed architect, to alter an item in any way, if the item bearing the seal of an architect is altered, the altering architect shall affix to his item the seal and the notation "altered by" followed by his signature and the date of such alteration, and a specific description of the alteration.

Signature _____ Date _____

DATE: APRIL 7TH, 2015

SCALE: AS NOTED

DRAWING No. **A-500.00**

EXISTING



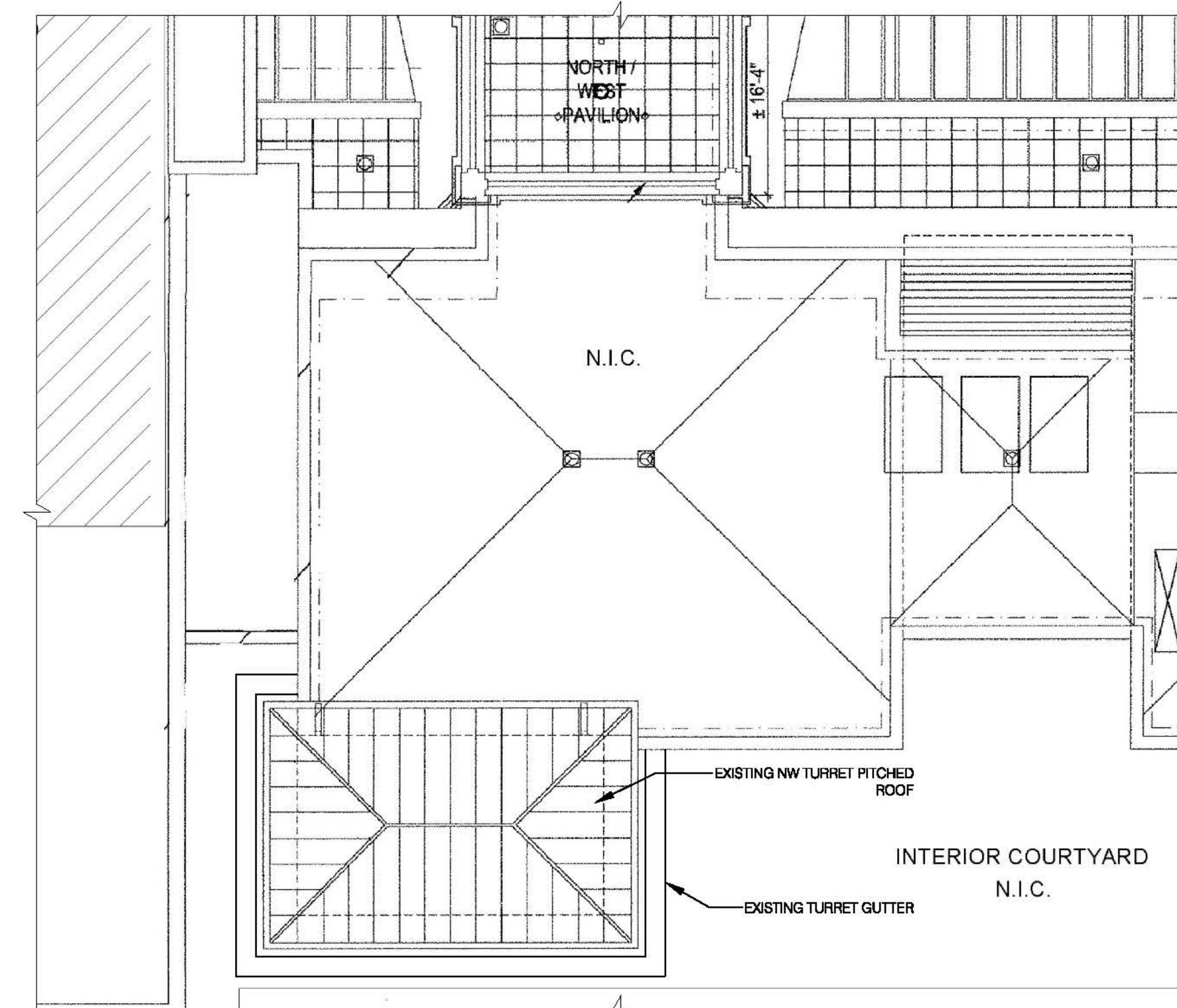
1 EXISTING NW TURRET CURRENT BUILT CONDITION
A-501 SCALE: NTS



2 EXISTING NW TURRET CURRENT ROOF STRUCTURE
A-501 SCALE: NTS



3 PROPOSED NW TURRET BUILT CONDITION
A-501 SCALE: NTS



4 EXISTING NW TURRET CURRENT ROOF PLAN
A-501 SCALE: NTS

CONSTRUCTION LEGEND

- NOT IN SCOPE
- EXISTING WALL TO REMAIN
- PARTITION TO BE DEMOLISHED
- NEW G.V.P. BD. PARTITION
- COMBINATION SMOKE/CARBON MONOXIDE DETECTOR, WIDCE MODEL #800-0114

ARCHITECT:
ERNST ARCHITECT, PLLC
177 WEST BROADWAY, THIRD FLOOR
NEW YORK, NY 10013
©2015 TODD A. ERNST R.A.
TEL (212) 343-3102
FAX (212) 343-3109
ernst_arch@earthlink.net

REVISIONS NUMBER	REVISION FOR LPC REVIEW FOR LPC FILING	DATE
1		10/27/16
2		05/09/17

TITLE: NW TURRET PROPOSAL

LOCATION: THE PLAZA HOTEL
768 5TH AVENUE
NEW YORK, NY 10019

NOTICE
It is a violation of New York State law to alter plans, specifications or reports to which the seal of an architect has been applied. It is a violation of the law for any person, unless acting under the direction of a licensed architect, to alter an item in any way. If the item bearing the seal of an architect is altered, the altering architect shall affix to his item the seal and the notation "altered by" followed by his signature and the date of such alteration, and a specific description of the alteration.

Signature _____ Date _____

DATE: APRIL 7TH, 2015

SCALE: AS NOTED

DRAWING No. **A-501.00**

EXISTING

PROPOSED

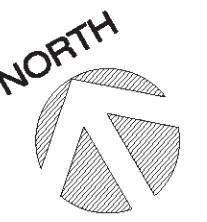


The Plaza

CONSTRUCTION LEGEND

	NOT IN SCOPE
	EXISTING WALL TO REMAIN
	PARTITION TO BE DEMOLISHED
	NEW GYP. BD. PARTITION
	COMBINATION SMOKE/CARBON MONOXIDE DETECTOR, KIDDE MODEL #900-0114

ARCHITECT:
 ERNST ARCHITECT, PLLC
 177 WEST BROADWAY, THIRD FLOOR
 NEW YORK, NY 10013
 ©2015 TODD A. ERNST R.A.
 TEL (212) 343-3102
 FAX (212) 343-3109
 ernst_arch@earthlink.net



REVISIONS

NUMBER	REVISION	DATE
1	FOR LPC REVIEW	10/27/16
2	REVISED PER LPC WALK-THROUGH	01/25/18

TITLE:
**NW TURRET MOUNTING
 DETAIL**

LOCATION:
**THE PLAZA
 HOTEL
 768 5TH AVENUE
 NEW YORK, NY 10019**

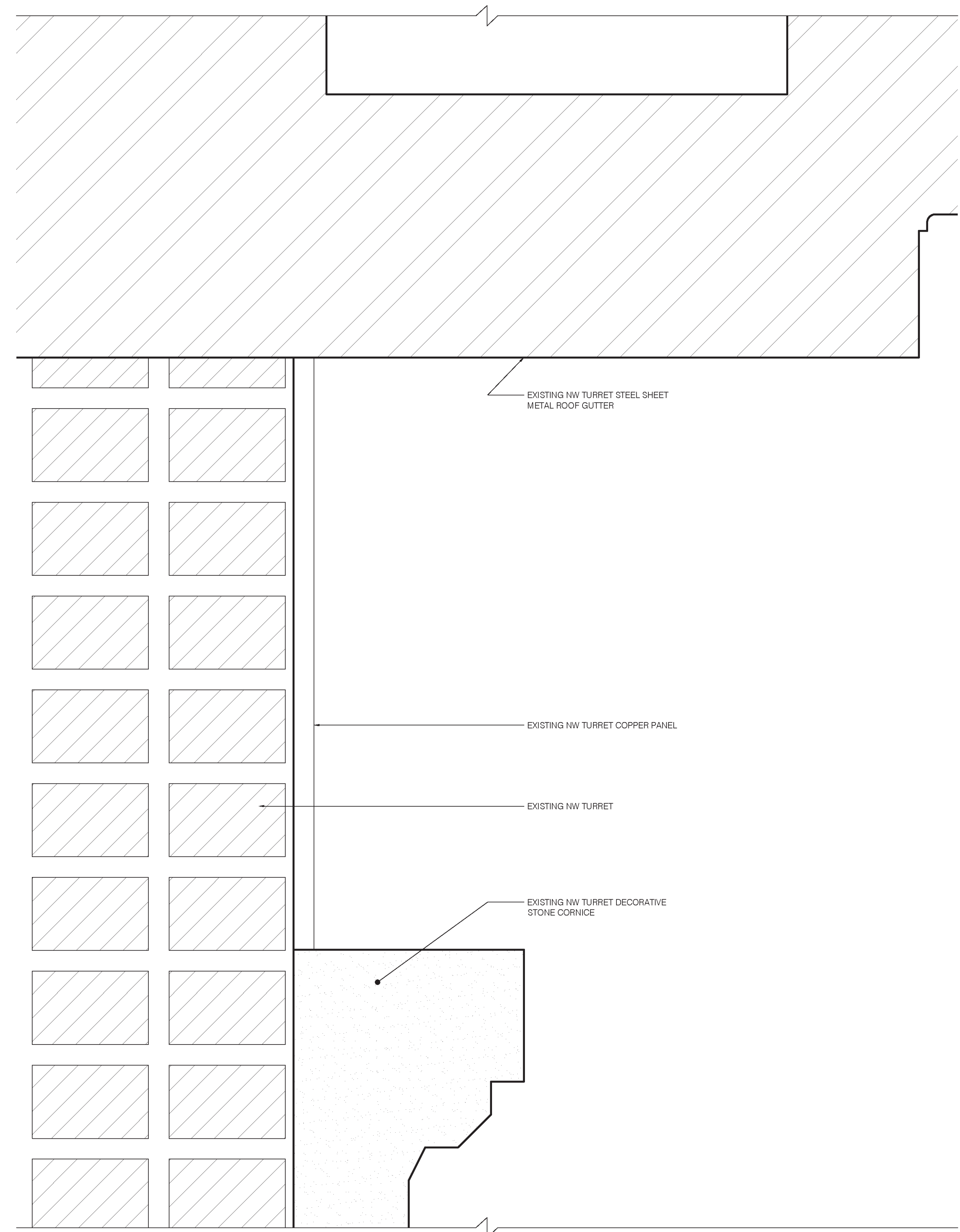
NOTICE
 It is a violation of New York State law to alter plans, specifications or reports to which the seal of an architect has been applied. It is a violation of the law for any person, unless acting under the direction of a licensed architect, to alter an item in any way. If the item bearing the seal of an architect is altered, the altering architect shall affix to his item the seal and the notation "altered by" followed by his signature and the date of such alteration, and a specific description of the alteration.

Signature _____ Date _____
 DATE: **APRIL 7TH, 2015**
 SCALE: **AS NOTED**
 DRAWING NO. _____

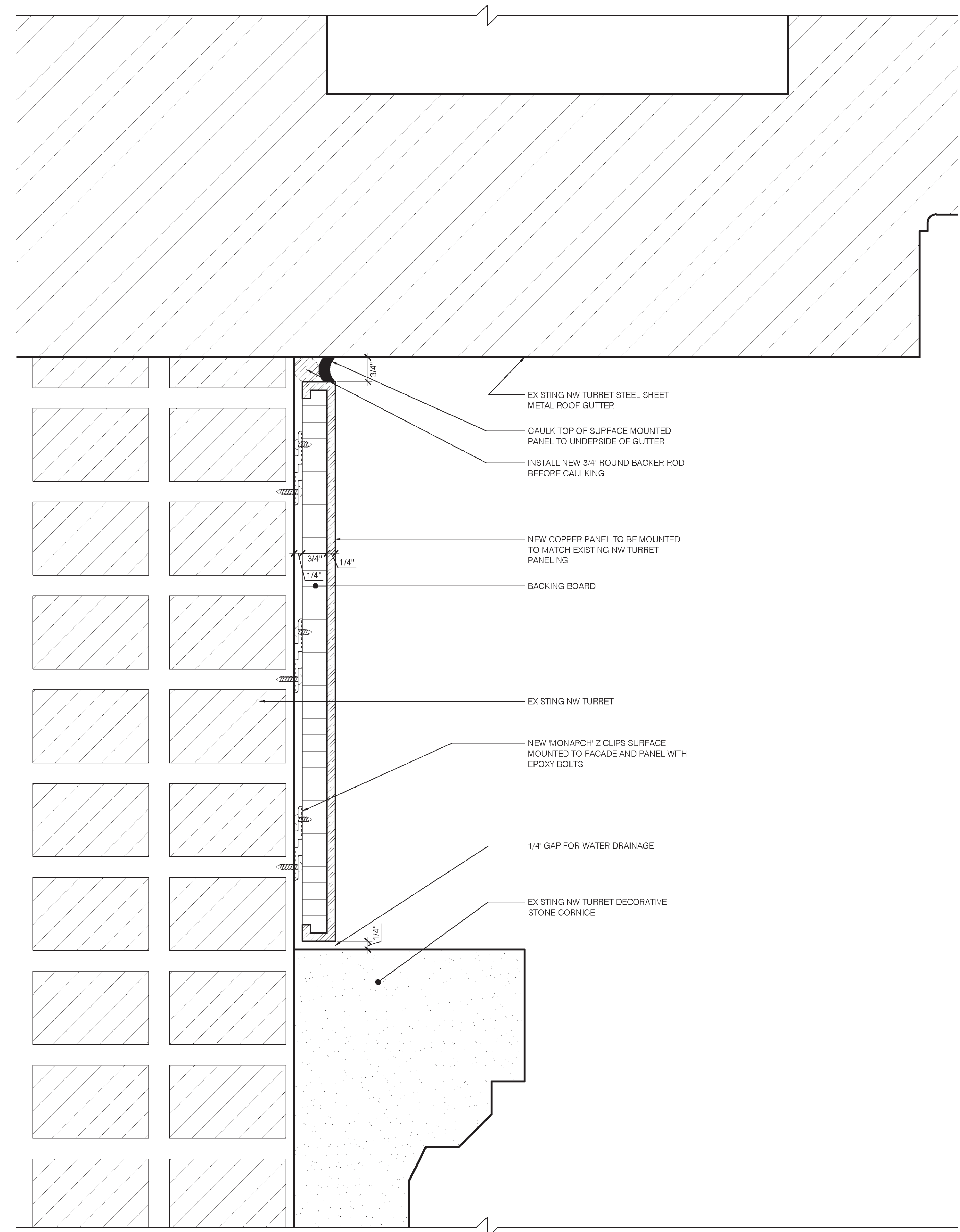
A-502.00

EXISTING

PROPOSED



1 EXISTING NW TURRET SECTION
 A-502 SCALE: 6" = 1'-0"



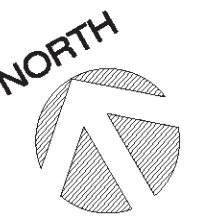
2 PROPOSED NW TURRET MOUNTING DETAIL
 A-502 SCALE: 6" = 1'-0"



CONSTRUCTION LEGEND

	NOT IN SCOPE
	EXISTING WALL TO REMAIN
	PARTITION TO BE DEMOLISHED
	NEW GYP. BD. PARTITION
	COMBINATION SMOKE/CARBON MONOXIDE DETECTOR, KIDDE MODEL #900-0114

ARCHITECT:
 ERNST ARCHITECT, PLLC
 177 WEST BROADWAY, THIRD FLOOR
 NEW YORK, NY 10013
 ©2015 TODD A. ERNST R.A.
 TEL (212) 343-3102
 FAX (212) 343-3109
 ernst_arch@earthlink.net



REVISIONS

NUMBER	REVISION	DATE
1	FOR LPC REVIEW	01/25/18

TITLE
NW TURRET ENLARGED PLANS

LOCATION
THE PLAZA HOTEL
 768 5TH AVENUE
 NEW YORK, NY 10019

NOTICE
 It is a violation of New York State law to alter plans, specifications or reports to which the seal of an architect has been applied. It is a violation of the law for any person, unless acting under the direction of a licensed architect, to alter an item in any way. If the item bearing the seal of an architect is altered, the altering architect shall affix to his item the seal and the notation "altered by" followed by his signature and the date of such alteration, and a specific description of the alteration.

Signature _____ Date _____

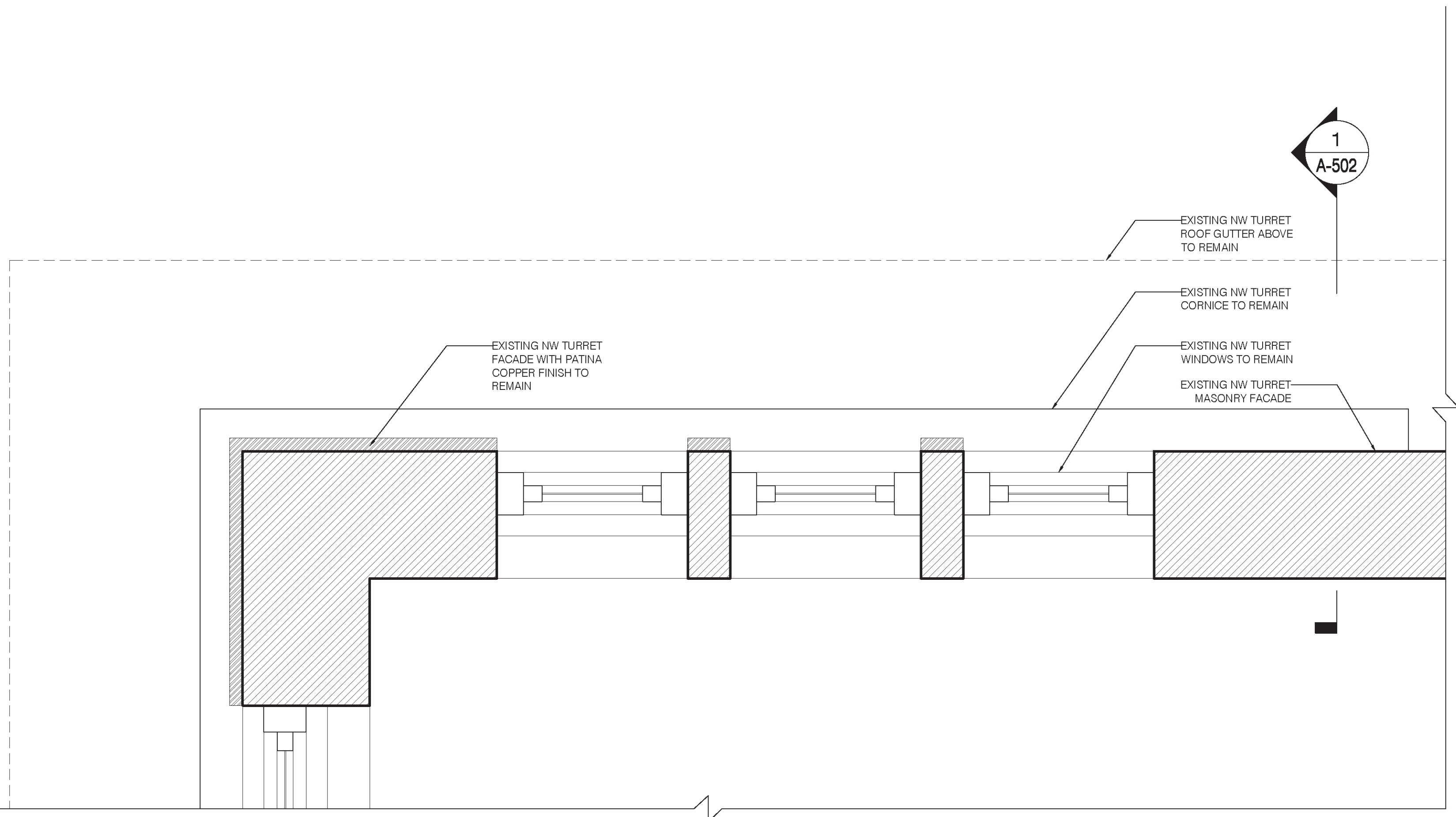
DATE: **APRIL 7TH, 2015**

SCALE: **AS NOTED**

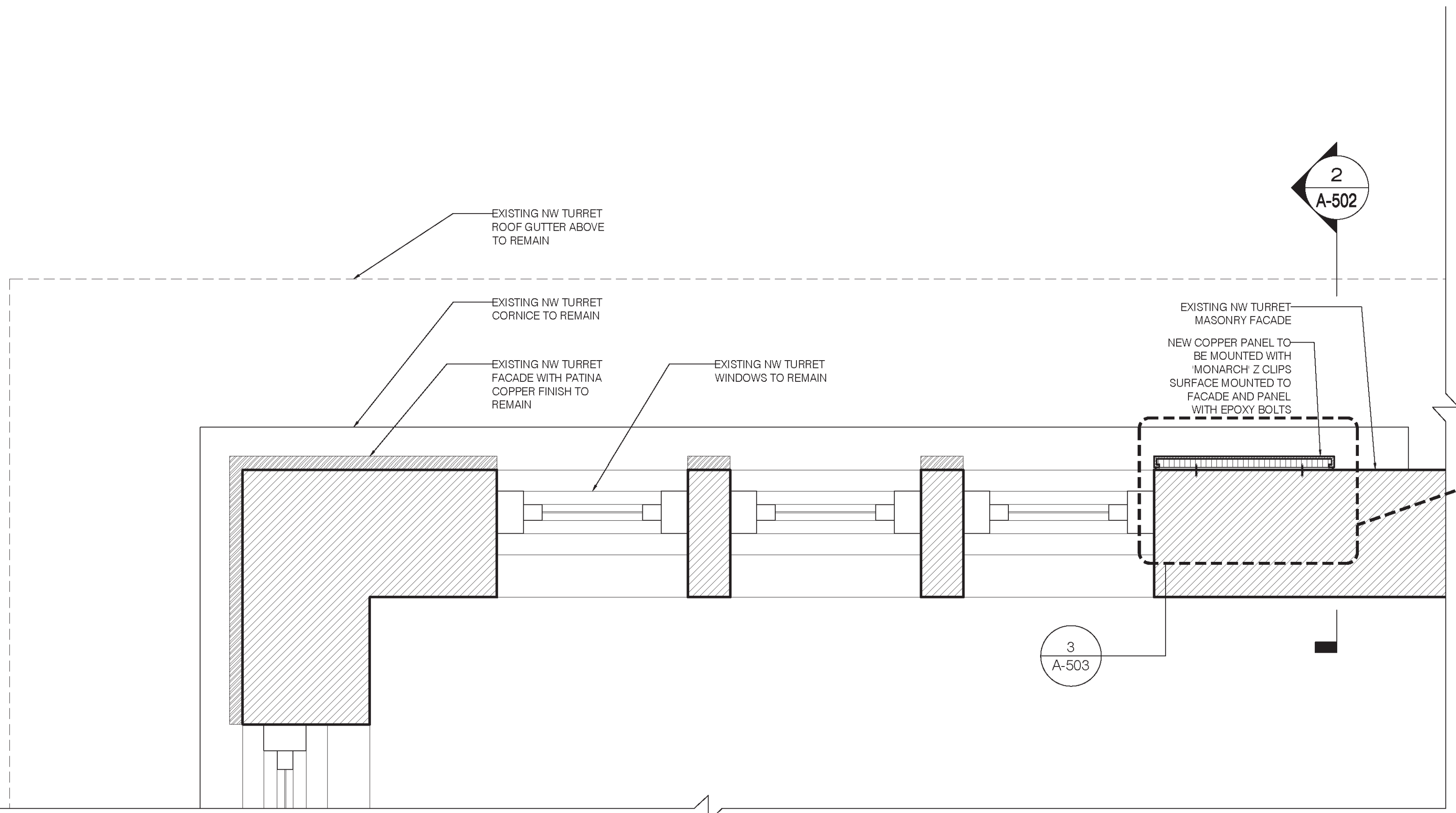
DRAWING NO. **A-503.00**

EXISTING

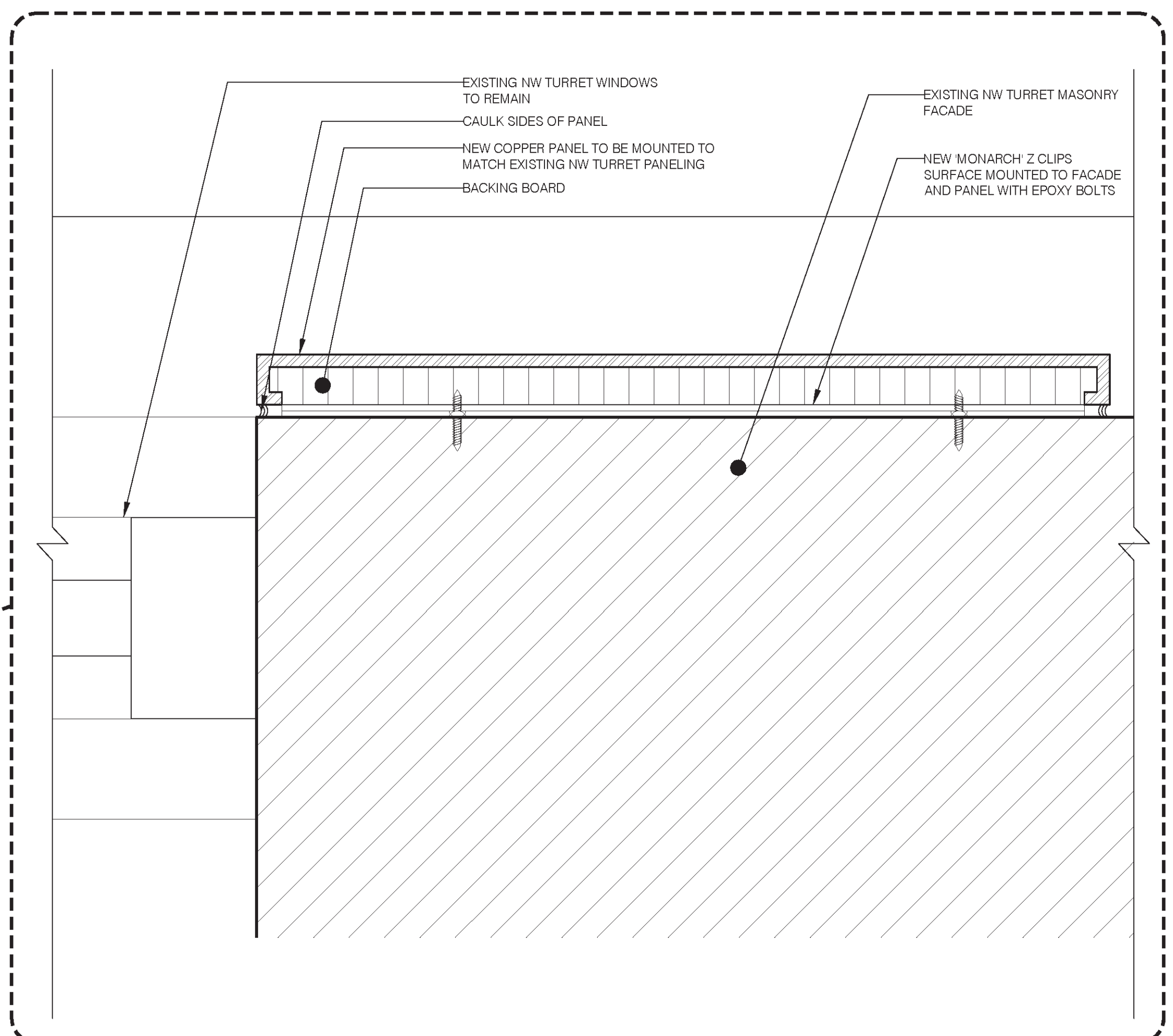
PROPOSED



1 EXISTING NW TURRET FACADE PLAN
 SCALE: 1-1/2" = 1'-0"



2 PROPOSED NW TURRET FACADE PLAN
 SCALE: 1-1/2" = 1'-0"



3 PROPOSED NW TURRET FACADE ENLARGED PLAN
 SCALE: 6" = 1'-0"