




Mayor's Office of
Immigrant Affairs




Know Your Rights with ICE

If **ICE** (Immigration and
Customs Enforcement) agents
approach you, you have rights!



**What can I do
if ICE is at my
door?**



You **do not** have to open the door for ICE or immigration. Remember **you have the right** to remain silent.

If ICE/Immigration is at your door:



From **behind the closed door**, you can ask them who they are and to show their badge, ID, or business card through the window, peephole, or pass it under the closed door.



If you confirm ICE/Immigration is at your door, ask if they have a **judicial warrant**.

A judicial warrant is a paper signed by a judge that gives permission to ICE/Immigration to arrest someone.

If they say **NO, I do not have a warrant**, you do not have to let them in. You may say,



"I do not want to speak with you."

If they say **YES, I have a warrant**, ask them to slide it under the door.



You will need to comply. Confirm the name on the document and make sure it was signed by a judge.

If ICE is looking for someone who is not in your home, **you do not need to speak**. If you choose to speak, you can ask ICE to leave contact information. While you do not need to tell ICE where the person is located, providing false information puts you at risk.



In an emergency, such as a threat to public safety or a threat to someone's life, ICE can come in without asking your permission. If this happens, remember **you have the right to remain silent**.

What can I do if ICE is inside my home?

I **do not** consent
to your search.



If ICE enters your home without your permission, you can tell them clearly: **“I do not consent to you being in my home. Please leave.”** Saying this may not always stop them, but it may help any future legal case.



If ICE starts to search rooms or items in your home, you can tell them, **“I do not consent to your search.”**



You can continue to repeat this if they continue to search without consent. You can tell them if there are children or other vulnerable residents in your home.

**What can I do
if ICE is at my
workplace?**



ICE can enter the **public space** of any workplace without needing any type of warrant.



Public spaces may include: office lobby, supermarket, retail store, or dining area of a restaurant.



ICE **cannot** legally enter the private space of a workplace unless they have the **permission of your employer or a judicial warrant**.



Private spaces are employee-only areas that may include the break room or storage room of a workplace.



Employers can ask ICE to show their identification and ask if ICE has a judicial warrant.

As in all public spaces, if approached by ICE agents at work, **you DO NOT have to answer their questions** and can direct them to your employer.



As always, if ICE agents try to search your pockets or belongings, you can say, **“I do not consent to a search.”**



If they search you anyway, you cannot physically stop them but clearly saying you do not consent may be important in any future legal cases.

**What can I do
if I am being
detained or
arrested?**



Remember you have the right to **remain silent**. You have the right to **speak to an attorney**.



You can tell ICE if you have **medical issues** or need to **arrange for childcare**.




ICE agents **may not speak your preferred language**. You have the right to request an interpreter for any conversation with ICE or any appointment or hearing you are given. You can say, **"I need an interpreter."**



You have the right to an attorney. You **do not need to sign any documents** or **answer any questions** before you speak with a lawyer.



Once detained, you will **have the right** to make phone calls to your family, friends, community leaders, or attorney.



In detention, **you can receive visitors** including your family, friends, community leaders, and attorney. Note that **each jail has its own rules** that visitors must review beforehand.



If ICE agents are trying to talk to or arrest you, starting or continuing to record may put you at risk. However, **people in the community may record ICE**, so long as they do not interfere with officers.

You can share with your attorney any audio, video, or written notes about your arrest from you or someone who saw your arrest.

For more information,
scan the QR Code



If you or a loved one are at risk of deportation, make a plan.

1

Explore your legal options. Talk to a trusted attorney and avoid fraud.

 **1-800-354-0365**

Monday to Friday, 9AM to 6PM

Interpretation is available

Immigrant New Yorkers with questions or concerns should call the MOIA Immigration Legal Support Hotline for **information and connections to immigration legal assistance.**



Immigration law is complicated. Beware of immigration legal scams or fraudulent providers who may indicate false promises.

Remember: A public notary who is not a licensed attorney cannot fill out or file immigration forms on your behalf. They also should not give you legal advice.

2

Make your family plan.



Choose an emergency contact and memorize their phone number. An emergency contact can be someone you trust – a family member, friend, community leader, or a lawyer.



Organize your documents and keep them in a safe place that your emergency contacts have access to.



Choose a standby guardian: someone you trust to take care of your child in case you are detained. Standby guardians have the power to make important decisions for a child in their care, including major medical decisions and decisions about where the child goes to school.

For more information,
scan the QR Code



Notes

www.nyc.gov/knowyourrights

For the most up to date information,



- Point your phone's camera at the QR code below and hold steady for a few seconds.
- Tap the notification that appears to access the information.

