

NYC Office of Civil Justice

2019

ANNUAL REPORT

Contents

- Acknowledgments4
- About the Human Resources Administration/Department of Social Services5
- Introduction.....6
- Main Findings8
- Funding for Civil Legal Services for Low-Income New Yorkers..... 10
 - Figure 1: Public Funding for Civil Legal Services Providers in New York City (in millions), FY2013–FY2020* 11
- New York City Funding for Civil Legal Services..... 12
 - Figure 2: New York City Funding for Civil Legal Services (in millions), FY2013– FY2020..... 12
- New York State Funding for Civil Legal Services 15
 - Table 1: New York State Judiciary Funding Awarded to Civil Legal Service Providers in New York City, FY2013–FY2020 (in millions)..... 16
 - OCA’s Judiciary Civil Legal Services (JCLS) Grants 16
 - Interest on Lawyer Account (IOLA) Fund 17
 - Other State Initiatives 17
- Federal Funding for Civil Legal Services 18
- Legal Services for New York City Tenants..... 19
 - Figure 3: New York City Households and Individuals Receiving Administration-Funded Housing Legal Assistance, FY2014–FY2019 19
 - Table 2: New York City Households Receiving Administration-Funded Housing Legal Services in FY2019 21
 - Figure 4: Legal Representation and Assistance for Tenants Appearing in Housing Court in Eviction Proceedings, July 1, 2019 – December 31, 2019..... 23
- Impact of OCJ’s Eviction Defense Legal Services 24
 - Outcomes Achieved 24
 - Figure 5: Legal Representation for Households Facing Eviction in New York City Housing Court and NYCHA Termination of Tenancy Proceedings: Outcomes Achieved, FY2019..... 25
 - Residential Evictions 25
 - Table 3: Residential Evictions Conducted by New York City Marshals, 2013–2019..... 26
 - Eviction Cases Filed and Activity in Housing Court 26
 - Table 4: Eviction Petitions Filed in New York City Housing Court, 2013-2019 28
 - Table 5: Non-Payment Eviction Petitions Filed in New York City Housing Court, 2013-2019 29

Table 6: Holdover Eviction Petitions Filed in New York City Housing Court, 2013-2019	29
Table 7: Warrants of Eviction Issued in New York City Housing Court, 2013-2019	30
Table 8: Pretrial Motions Filed in New York City Housing Court, 2014-2019	30
Table 9: Emergency Orders to Show Cause Filed in New York City Housing Court, 2014-2019.....	31
Legal Services for New York City Homeowners Facing Foreclosure	32
Table 10: Foreclosure Filings in New York City, 2013-2018.....	32
Table 11: Foreclosure Cases Pending in New York City, 2013-2018	33
Figure 6: Foreclosure Settlement Conferences Appearances in New York City: Representation Rates, 2013– 2018	34
Legal Services for Immigrant New Yorkers.....	35
ActionNYC.....	35
Immigrant Opportunity Initiative (IOI).....	36
Deportation Defense: IOI, NYIFUP and ICARE	37
New York Immigrant Family Unity Project (NYIFUP).....	37
Immigrant Child Advocates' Relief Effort (ICARE)/Unaccompanied Minors and Families Initiative (UMFI)	37
CSBG-Funded Legal Services	38
CUNY Citizenship NOW!	38
NYCitizenship.....	38
Legal Services for Immigrant Survivors of Domestic Violence	39
Administration-Funded Immigration Legal Services in FY2019	39
Table 12: Legal Services Cases Handled through Mayoral Immigration Programs, FY2019	41
Table 13: Applications to USCIS for Immigration Status Filed through Mayoral Immigration Programs, FY2019	41
Table 14: Client's Borough of Residence in Legal Services Cases (Mayoral IOI and CSBG-Funded)*, FY2019	42
Table 15: Client's Age Group in Legal Services Cases in Mayoral Immigration Programs, FY2019*	42
Table 16: Client's Country of Origin in Legal Services Cases in Mayoral Immigration Programs, FY2019	43
Table 17: Client's Region of Origin in Legal Services Cases in Mayoral Immigration Programs, FY2019*	44
Table 18a: Levels and Types of Legal Services Provided in Mayoral Immigration Programs, FY2019	45
Table 18b: Levels and Types of Legal Services Provided, ActionNYC, FY2019.....	46
Table 18c: Levels and Types of Legal Services Provided, Mayoral IOI, FY2019	47
Table 18d: Levels and Types of Legal Services Provided, CSBG-Funded Immigration Legal Services, FY2019	48
Legal Services for Low Wage Workers	49
Table 19: Legal Services for Low-Wage Workers: Cases Handled and Services Provided, FY2019	51
Table 20: Legal Services for Low-Wage Workers: Residence of Client, FY2019	51

Table 21: Legal Services for Low-Wage Workers: Age of Client, FY2019*	52
Table 22: Legal Services for Low-Wage Workers: Client Household Size and Composition, FY2019*	52
Conclusion	53
Appendices	54
Appendix 1: Judiciary Civil Legal Services (JCLS) Grantee Organizations for FY2019 – FY2020 .	55
Appendix 2: New York City-Based Interest on Lawyer Account (IOLA) Fund Grantees for FY2020–FY2021	56
Appendix 3: Housing Help Program and Assigned Counsel Project Providers.....	57
Appendix 4: Anti-Harassment and Tenant Protection (AHTP) Program Providers	58
Appendix 5: Anti-Eviction/Universal Access Legal Services Providers	59
Appendix 6: Universal Access (UA) ZIP Codes.....	60
Appendix 7: ActionNYC Providers	61
Appendix 8: Immigrant Opportunity Initiative (IOI) Program Providers	62
Appendix 9: New York Immigrant Family Unity Project (NYIFUP) Providers.....	63
Appendix 10: Immigrant Child Advocates’ Relief Effort (ICARE) / Unaccompanied Minors and Families Initiative (UMFI) Legal Services Providers.....	64
Appendix 11: Community Service Block Grant (CSBG)-Funded Legal Services Providers.....	65
Appendix 12: Program Providers and Partners - Legal Services for Immigrant Survivors of Domestic Violence	66
Appendix 13: Legal Services for Low-Wage Workers Providers.....	67

Acknowledgments

This report was prepared by the Office of Civil Justice, New York City Human Resources Administration.

Thanks to the Office of Evaluation and Research of the Department of Social Services; HRA's Homelessness Prevention Administration; DSS' Office of Budget Administration; and colleagues in the Mayor's Office for their invaluable contribution. Special thanks to Caroline Antonelli, John Gergely, Agne Jomantaite, Joseph Jones, Rebecca Rothman Klein, Jaclyn Moore, Wimal Pitigala, and Glory Rosario of the Office of Civil Justice.

We also express our gratitude to the dedicated staff of the legal services community who every day provide valuable legal assistance to New Yorkers in need.

About the Human Resources Administration/Department of Social Services

The New York City Human Resources Administration (HRA)/Department of Social Services (DSS) is the nation's largest social services agency assisting over three million New Yorkers annually through the administration of more than 12 major public assistance programs, including:

- Economic support and social services for families and individuals through the administration of major benefit programs (Cash Assistance, Supplemental Nutritional Assistance Program benefits [food stamps], Medicaid, and Child Support Services);
- Homelessness prevention assistance, educational, vocational and employment services, assistance for persons with disabilities, services for immigrants, civil legal assistance, and disaster relief; and
- For the most vulnerable New Yorkers: HIV/AIDS Services, Adult Protective Services, Home Care, and programs for survivors of domestic violence.

Introduction

New York City’s Office of Civil Justice (OCJ) was created as a part of the New York City Human Resources Administration (HRA)/Department of Social Services (DSS) in 2015, with the signing of City Council Intro 736-A into law by Mayor Bill de Blasio. For the first time, an office was created to oversee and monitor City-supported civil legal services available to low-income New Yorkers and other residents in need, and to study the impact and effectiveness of the services that are available to New Yorkers as well as the need for such services. OCJ shares HRA/DSS’s mission of fighting poverty, reducing income inequality and addressing homelessness in New York City.

This Annual Report, OCJ’s fourth¹, details the implementation and expansion of key legal services initiatives in the last fiscal year, and the launch of new efforts to close the “justice gap” for low-income and other vulnerable New Yorkers. Fiscal Year 2019² was OCJ’s second full year of implementation of New York City’s landmark “tenant’s right to counsel” law through the Universal Access to Counsel initiative. New York City is the first city in the United States to enact a law to make legal assistance available to all tenants facing eviction in Housing Court and in public housing termination of tenancy proceedings, and progress continues towards a full and successful rollout of this groundbreaking initiative. New York City had achieved new milestones in assisting tenants facing eviction and other housing legal services challenges, with the number of tenants facing eviction in Housing Court with legal representation to help them reaching an all-time high, and residential evictions by marshals at historic lows for 2019.

FY2019 also saw the continued expansion of legal services programs for immigrant New Yorkers facing a range of legal challenges brought on by cruel policies implemented by the Trump Administration that target our immigrant communities as well as the immigration legal system itself. In FY2019, an array of City-funded free immigration legal services programs provided assistance and representation in 33,000 cases, a marked increase from the year before. At a time when immigrant New Yorkers face escalated risks of immigration-based arrests, deportation and other threats, access to legal services

¹ OCJ’s reports can be found on its website, www.nyc.gov/civiljustice.

² July 1, 2018 through June 30, 2019.

has never been more urgent or important, and FY2019 saw substantial growth in immigration legal assistance in key areas of legal need for New Yorkers.

OCJ also worked with partners in the City Council and the nonprofit legal provider community to make expanded access to legal assistance available for low-wage workers facing violations of their rights in the workplace, and increased access to legal representation for survivors of domestic violence to navigate the complex landscape of divorce and related issues of family and matrimonial law. These programs exemplify the City's commitment to increasing fairness and equity by making justice accessible for all.

This fourth Annual Report is respectfully submitted to provide insights into the recent work of the Office of Civil Justice in establishing, enhancing, and evaluating civil legal services in New York City.

Main Findings

- **New York City is investing approximately \$200 million this year for civil legal services for low-income New Yorkers.** This fiscal year, \$152 million in Mayoral funding and \$45 million in City Council discretionary grants support legal services for tenants facing eviction, for immigrant New Yorkers facing deportation and other legal challenges, for military veterans in need of legal help, for survivors of domestic violence, for low-wage workers, and for other vulnerable New Yorkers.
- **OCJ’s legal services assisted more New York City tenants in Fiscal Year (FY) 2019 than ever before, with over 100,000 New Yorkers facing eviction and other housing challenges served in a single fiscal year for the first time.** As of the end of FY2019, City-funded legal services programs provided free legal representation, advice or assistance in eviction and other housing-related matters to more than 350,000 New York City residents since the start of the de Blasio administration.
- **Universal Access and the “tenant’s right to counsel” law continue to level the playing field for tenants facing eviction in Housing Court, with about four in ten represented by counsel, and two-thirds of tenants represented in neighborhoods targeted through Universal Access.** In the first half of FY2020, 38% of tenants appearing in Housing Court for eviction cases were represented by attorneys, exponentially greater than the representation rate for tenants of only 1% in 2013. In neighborhoods selected for targeted legal services access in the first phases of Universal Access implementation, the legal representation rate was 67%.
- **As access to legal services has increased for tenants, residential evictions by City marshals have reached historic lows.** Citywide, residential evictions in 2019 declined by over 40% compared to 2013, including a 15% drop in the last year alone. There have been substantial reductions in the number of evictions realized in each of the five boroughs since 2013.
- **Eviction filings in Housing Court and emergency orders to show cause continue to decline.** Nonpayment and holdover eviction proceedings, which had already dropped 12% between 2013 and 2018, further declined by more than 20% in 2019 alone. In all, eviction cases filed in New York City Housing Court fell by over 30% between 2013 and 2019. Emergency orders to show cause fell by over 78,000 – a sharp decline of over 38% - between 2014 and 2019.

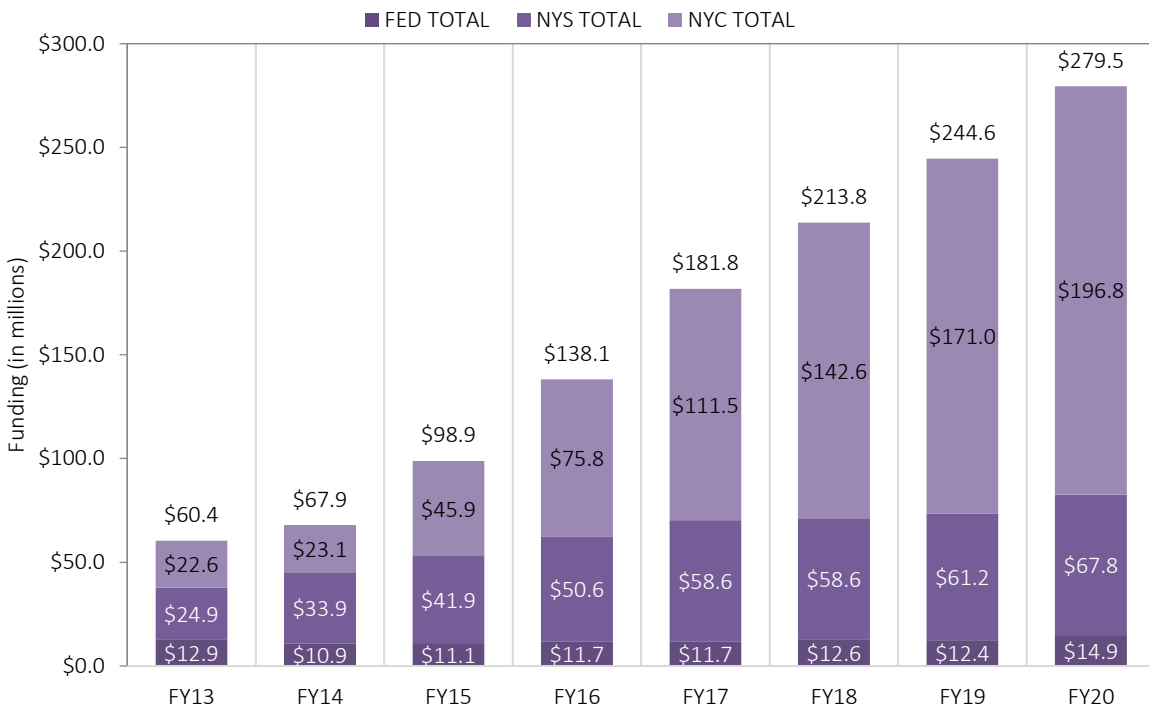
- **The rate of success for OCJ-funded eviction defense attorneys in protecting the homes and tenancies of their clients remains high.** For the second year in a row, in Housing Court eviction cases resolved by OCJ-funded legal services providers, 84% of households represented in court by lawyers were able to remain in their homes and preserve their tenancies.
- **City-funded legal services programs focusing on immigration and workplace rights assisted New Yorkers in 33,000 cases in FY2019.** Implementation of new investments by both the Administration and the City Council in legal services for immigrant New Yorkers and in expanded legal programs for low-wage workers substantially increased the breadth and reach of the City’s civil legal services programs.
- **Investments by the Administration and the City Council supported an exponential increase in legal representation for immigrant New Yorkers facing deportation.** The number of removal cases handled by defense attorneys under the Administration’s Immigrant Opportunity Initiative at OCJ increased tenfold, from 200 in FY2017 to over 2,000 in FY2019, and the City Council-funded New York Immigrant Family Unification Project (NYIFUP) and the Immigrant Child Advocates’ Relief Effort (ICARE) programs provided legal representation to thousands more immigrants facing deportation.
- **New programs at OCJ provided low-wage workers with employment-related legal education and assistance in FY2019.** Legal services providers supported through the City’s workplace rights legal services program provided legal representation or advice in 1,800 employment-related matters in FY2019.

Funding for Civil Legal Services for Low-Income New Yorkers

Civil legal services in New York City are supported by a diverse mix of public and private funding streams. Although overlapping fiscal years³ for different levels of government make it challenging to calculate total funding by year, it is clear that New York City funding for civil legal services has increased substantially in the past several years (see Figure 1).

³ Unless otherwise noted, “fiscal year” in this Report refers to the New York City fiscal year, which runs from July 1 to June 30 (e.g., Fiscal Year 2019 ran from July 1, 2018 to June 30, 2019).

Figure 1: Public Funding for Civil Legal Services Providers in New York City (in millions), FY2013–FY2020*



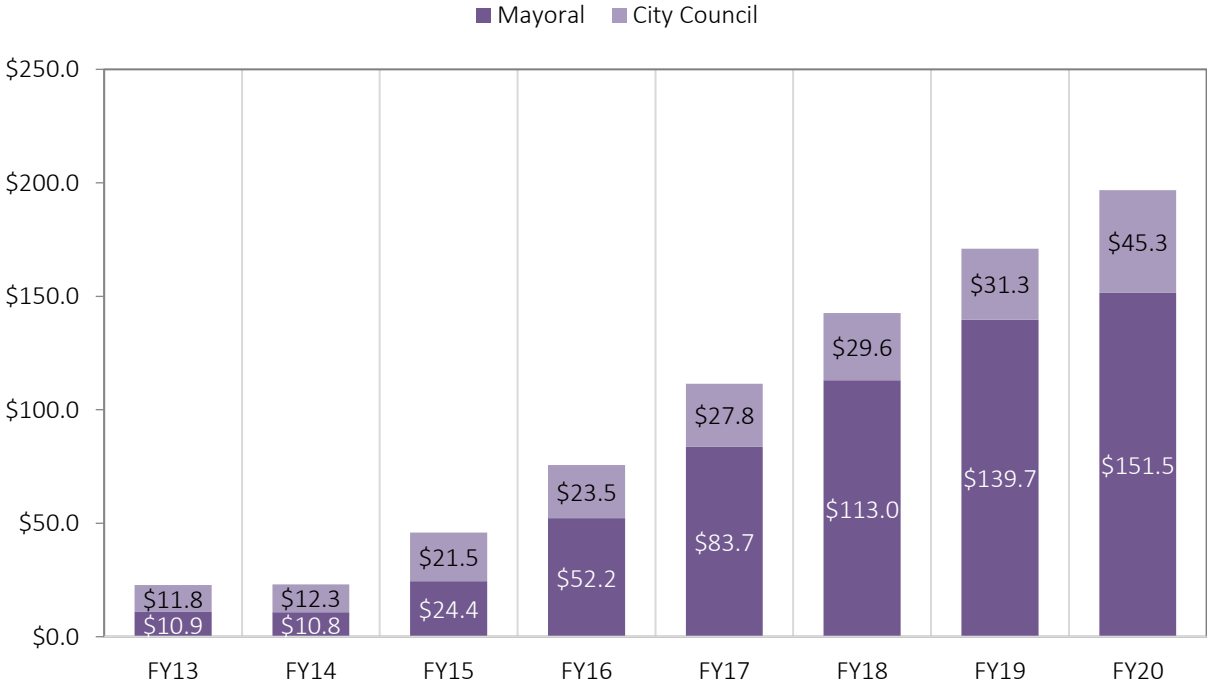
*Amounts reflect the fiscal year for the relevant government entity: Federal Fiscal Year starts October 1; State Fiscal Year starts April 1; and City Fiscal Year starts July 1.

Sources: Data on NYC funding compiled by HRA Office of Civil Justice. Note that these amounts do not include contracted or projected amounts for Cost of Living Adjustments (COLA); adjustments to indirect cost rates; or adjustments to address attorney pay parity issues. New York State funding compiled from data supplied by Office of Court Administration, and public data from the Permanent Commission on Access to Justice and the NY IOLA fund: (2012, 2014, 2015, 2017, 2018, 2019 IOLA Annual Reports, IOLA Press Release, 2020 – 2021 Grantees, 2016, 2017-2018 Access to Justice Annual Reports). Retrieved from www.iola.org, <http://ww2.nycourts.gov>. Federal funding data taken from Legal Services Corporation Grantee Data, retrieved from <http://www.lsc.gov/grants-grantee-resources/grantee-data>.

New York City Funding for Civil Legal Services

Funding for civil legal services by the City of New York is primarily allocated through contracts administered by OCJ, encompassing both baselined programs supported through the Mayoral budget and a range of discretionary grants provided to nonprofit organizations by members of the City Council. As shown in Figure 2, New York City invested approximately \$196.8 million in civil legal services in FY2020, up from \$171.0 million in FY2019, reflecting historic highs in both Mayoral and City Council discretionary funding for civil legal programs. This year, \$151.5 million in Administration funding and \$45.3 million in Council discretionary grants support a range of civil legal services programs for renters and homeowners, immigrant New Yorkers, low-wage workers, veterans, survivors of domestic violence, and other New Yorkers in need.

Figure 2: New York City Funding for Civil Legal Services (in millions), FY2013– FY2020



Source: Data compiled by HRA Office of Civil Justice. Note that these amounts do not include contracted or projected amounts for Cost of Living Adjustments (COLA); adjustments to indirect cost rates; or adjustments to address attorney pay parity issues.

Funding increases in FY2020 for civil legal services at OCJ were driven by continued expansion of access to legal assistance for tenants through OCJ's implementation of New York City's first-in-the-nation "tenant's right to counsel" law through the Universal Access program. As described in greater detail later in this Report, Universal Access provides legal services for tenants facing eviction in New York City Housing Court and New York City Housing Authority (NYCHA) administrative termination of tenancy hearings. Administration funding in FY2020 for eviction defense legal assistance and other housing legal services, including OCJ's Anti-Harassment and Tenant Protection and other tenant legal services programs, is approximately \$113 million; by comparison, such funding totaled roughly \$6 million in FY2013 before the start of the de Blasio Administration. Information about legal services for New York City tenants in FY2019 can be found later in this report.

FY2020 funding also includes over \$59 million for legal services programs for immigrant New Yorkers administered by OCJ and the Mayor's Office of Immigrant Affairs (MOIA), a substantial increase from roughly \$48 million in FY2019 and more than an eightfold increase compared to roughly \$6.8 million in FY2013. A combination of approximately \$33 million in Administration funding and \$26 million in City Council discretionary grants supports a continuum of free legal services programs for immigrant New Yorkers in FY2020 that are accessible at community-based organizations and nonprofit law offices, at city locations such as schools and public hospitals, and at federal immigration court.

New York City is the ultimate city of immigrants, where nearly 60 percent of New Yorkers share households with at least one immigrant, including over one million New Yorkers who live in "mixed status" households in which at least one person is undocumented.⁴ Immigration-related legal assistance is therefore a crucial component of our civil legal services. Providing these services, which range from accurate and reliable legal advice and information to full-fledged legal representation in complex immigration cases such as removal and asylum, has never been more critical as the Trump Presidency enters its fourth year. Since 2017, the Trump Administration has introduced changes to immigration policy, procedure and enforcement that have created a growing and varied need for legal assistance for noncitizens in New York City, including substantially increased raids and arrests by federal immigration enforcement authorities of noncitizen

⁴ Mayor's Office of Immigrant Affairs 2019 Annual Report, retrieved from <https://www1.nyc.gov/site/immigrants/about/research-evaluations.page>.

New Yorkers⁵; a policy of family separation at the southern border which led to hundreds of children separated from their parents and loved ones, placed into federal custody in New York City and in need of legal services and other forms of assistance; new restrictions by the Department of Justice on access to asylum for many of the most vulnerable seeking humanitarian relief; and in January of 2020 the U.S. Supreme Court cleared the way for the Trump Administration to implement its changes to the “public charge” rule which expand the federal government’s ability to deny legal status to immigrants based on the Trump Administration’s assessment of their likelihood of utilizing public benefits after admission to the U.S.

To meet these challenges, the City has made historic investments in immigration legal services. These include Administration-funded programs such as ActionNYC, the Immigrant Opportunity Initiative (IOI) and legal services at OCJ supported by Community Service Block Grants (CSBG), as well as City Council-funded programs including the New York Immigrant Family Unity Project (NYIFUP), the Immigrant Child Advocates Relief Effort (ICARE) and the Citizenship NOW! naturalization assistance program at the City University of New York (CUNY). Information and data about legal services for immigrant New Yorkers in FY2019 can be found later in this Report.

In FY2020, additional funding increased accessibility to the City’s ActionNYC hotline, enabling responsive call-taking during extended night and weekend hours to meet higher demand. The Administration also funded the Rapid Response Legal Collaborative (RRLC), a city-state partnership which complements other City-funded legal services by providing emergency legal assistance to those at imminent risk of deportation who may not have the right to see an immigration judge or are otherwise facing a fast-track to removal. The RRLC offers accurate and reliable information and guidance to those targeted in raids by federal immigration authorities, as well as to their friends and families, through appropriate referrals to other City-funded programs for legal representation in court.

In addition, in FY2020 OCJ and MOIA have partnered with the New York City Anti-Violence Project (AVP), a nonprofit organization that provides legal services to the LGBTQI community, as well as crisis intervention, economic empowerment programs and community organizing. AVP trains City-funded immigration legal services attorneys and

⁵ Mayor’s Office of Immigrant Affairs *Fact Sheet: ICE Enforcement in New York City, Updated January 2020*, retrieved from <https://www1.nyc.gov/assets/immigrants/downloads/pdf/enforcement-factsheet-2020-01-22.pdf>.

pro bono counsel, to expand knowledge, expertise and capacity in the field through trainings in immigration legal issues faced by transgender and gender non-conforming and non-binary (TGNC) clients. Trainings on both cultural and technical competency are especially important in the increasingly complex legal landscape faced by TGNC noncitizens, many of whom have experienced acute trauma and discrimination both in their home countries and in the United States.

OCJ has also overseen expansions in access to legal services in other areas of need in FY2020. A combined \$2.5 million investment by the Administration and the City Council in FY2020 supports expanded access to free legal advice and representation for workers in employment-related cases. This legal work ranges from advocacy regarding employee rights and worker exploitation to lawsuits to recover unpaid wages and overtime pay, unemployment insurance, family and medical leave, unlawful discrimination and employer retaliation. In this initiative, a group of large and small nonprofit legal services and workers' advocacy organizations is providing legal representation and advice to low- and moderate-income working New Yorkers and conducts outreach and community-based education programs for workers regarding their rights in the workplace, and the availability of free legal assistance. This initiative is examined in greater detail later in this report.

OCJ also administers the City Council-funded Safe Alternatives to Violent Encounters (SAVE) community-based legal services program, which provides direct legal representation and advice to survivors of domestic violence in cases involving family law issues such as divorce, separation, custody and visitation, child and spousal support, and orders of protection. As in FY2019, this program is funded at \$850,000 in FY2020, up from \$350,000 in FY2018. FY2020 also saw increases in other Council-funded programs administered by OCJ, including the Legal Services for Veterans and Legal Services for Low-Income New Yorkers programs.

New York State Funding for Civil Legal Services

New York State funds for civil legal services are primarily allocated through two grant programs: Judiciary Civil Legal Services (JCLS) awards administered by the State Office of Court Administration (OCA), and the Interest on Lawyer Account (IOLA) Fund of the State of New York.

Total annual Judiciary and IOLA funds for civil legal services granted to providers in New York City has increased from approximately \$24.9 million in State Fiscal Year 2013 to approximately \$67.8 million in State Fiscal Year 2020 (see Table 1), a result of increased investments in civil legal services through the State Judiciary budget in efforts led by Chief Judge Janet DiFiore and former Chief Judge Jonathan Lippman and supported by the New York State Permanent Commission on Access to Justice.

Table 1: New York State Judiciary Funding Awarded to Civil Legal Service Providers in New York City, FY2013–FY2020 (in millions)

	FY13	FY14	FY15	FY16	FY17	FY18	FY19	FY20
JCLS	\$14.1	\$21.3	\$29.3	\$37.3	\$47.4	\$47.4	\$47.4	\$47.4
IOLA*	\$10.8	\$12.5	\$12.5	\$13.2	\$13.2	\$13.8	\$13.8	\$20.4
Total**	\$24.9	\$33.9	\$41.9	\$50.6	\$60.6	\$61.2	\$61.2	\$67.8

*IOLA awarded 15-month grants for the period January 1, 2012 through March 31, 2013; amount reported for FY2013 has been prorated to reflect 12 months. For the period FY2014 through FY2020, IOLA funds were distributed through two-year contracts. Annual amounts reported here represent 50 percent of the total contract value.

**Amounts may not add up to totals due to rounding.

Sources: New York State funding compiled from data supplied by Office of Court Administration, and public data from the Permanent Commission on Access to Justice and the NY IOLA fund: (2012, 2014, 2015, 2017, 2018 IOLA Annual Reports, IOLA Press Release, 2020 – 2021 Grantees, 2016, 2017-2018 Access to Justice Annual Reports). Retrieved from www.iola.org, <http://ww2.nycourts.gov>.

OCA’s Judiciary Civil Legal Services (JCLS) Grants

JCLS grants support assistance for low-income residents with civil legal matters involving four “essentials of life” categories: housing, family matters, subsistence income, and access to health care and education. These grants to nonprofit legal services organizations constitute the majority of the Judiciary’s commitment to address civil legal needs of low-income New York State residents. JCLS funding for New York City–based providers more than tripled between State Fiscal Years 2013 and 2017, from \$14.1 million to \$47.4 million. (see Table 1, above).

JCLS grantees in New York City include a diverse group of legal providers and community-based organizations, with some supporting a broad range of legal services and others targeting specific domains or populations.⁶

Interest on Lawyer Account (IOLA) Fund

The Interest on Lawyer Account (IOLA) Fund supports nonprofit organizations that provide legal assistance to low-income people throughout New York State. The IOLA Fund receives money through interest earned on a statewide escrow account. Attorneys in private practice routinely receive funds from clients to be used for future representation. If these funds are substantial or are intended to be kept for long periods of time, they are customarily deposited in an attorney trust account. However, small or short-term funds are typically held in a statewide, centralized escrow account. Interest income generated by the statewide account is then competitively awarded to civil legal services providers throughout the state via the IOLA Fund. IOLA grantees serve clients in a range of civil legal areas, including housing, immigration, public benefit advocacy, family, education, and consumer law. These organizations provide direct representation, as well as brief advice and *pro bono* administration.

The revenue generated by the IOLA account may vary year to year as a result of fluctuations in interest rates and economic conditions. IOLA funding for New York City-based legal services organizations substantially increased in State Fiscal Year 2020 to \$20.4 million, up from the \$13.8 million annual allocations in State Fiscal Years 2018 and 2019.⁷

Other State Initiatives

The New York State Office for New Americans (ONA) is funded to support community-based Opportunity Centers across New York State to provide services, including legal consultation, naturalization assistance, community workshops, and civics education statewide. Support for ONA has included the Liberty Defense Project (LDP), a regional rapid response program intended to provide immigration legal assistance and direct representation in response to emergent situations involving ICE raids and arrests.

⁶ A list of current JCLS grantee organizations is included at Appendix 1.

⁷ A list of New York City-based IOLA grantees for FY2020-21 is included at Appendix 2.

Funding for LDP was renewed \$10 million for State FY2021. ONA funding has also supported the upstate New York Immigrant Family Unity Project (NYIFUP). Modeled on New York City’s innovative NYIFUP deportation defense program for low-income immigrants facing removal in downstate immigration courts, NYIFUP upstate provides legal representation to individuals facing removal in upstate immigration courts.

Federal Funding for Civil Legal Services

Federal funding for civil legal services is distributed through the Legal Services Corporation (LSC), which was established by Congress in 1974 as a mechanism for federal funding of civil legal services for low-income families and individuals. LSC awards several categories of grants supporting access to justice in areas such as housing, health, income maintenance, employment, education, and consumer finance. Grantees serve clients whose household income is at or below 125 percent of the Federal Poverty Guidelines.

The sole recipient of such funding in New York City is Legal Services NYC (LSNYC). Although LSC funding awarded in the New York City service area through its Basic Field Grant program has declined over the past two decades, funding increased in Federal Fiscal Year 2020 to \$13.3 million.

However, as in previous years since the Trump Administration began in 2017, the White House’s proposed budget once again seeks to eliminate the LSC and its federal funding⁸, and LSC funding for New York City remains significantly lower than its Federal Fiscal Year 2010 level of \$17.6 million.⁹

⁸ *A Budget for America’s Future (Fiscal Year 2021)*, retrieved from https://www.whitehouse.gov/wp-content/uploads/2020/02/msar_fy21.pdf.

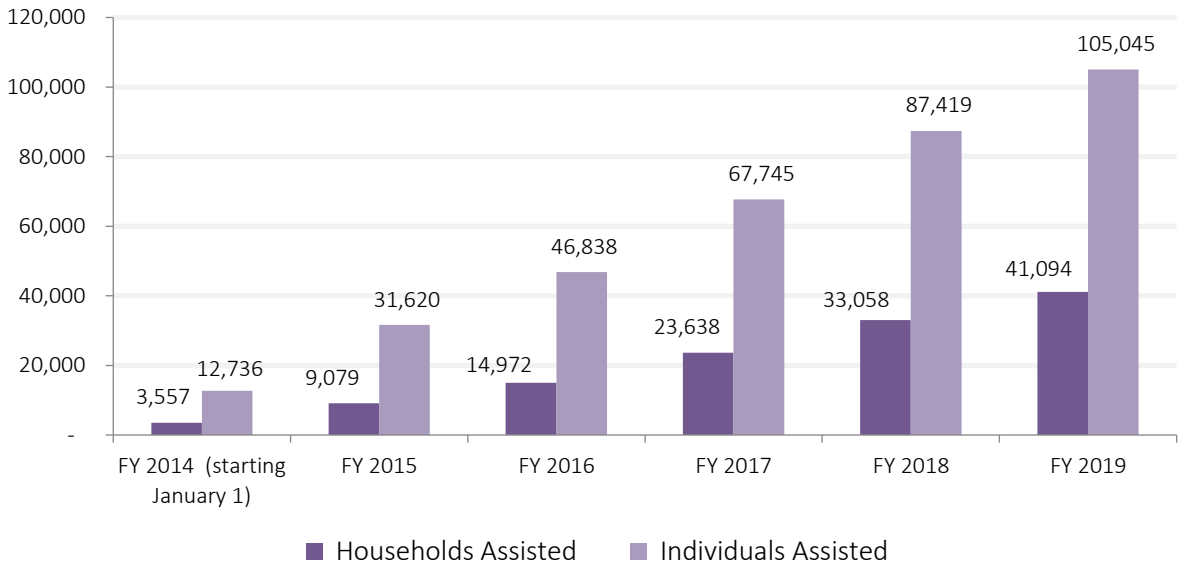
⁹ LSC grantee funding data retrieved from <https://www.lsc.gov/grants-grantee-resources/grantee-data/grantee-funding>. See also *Congress OKs \$25M increase for Legal Services Corporation*, retrieved from <https://www.americanbar.org/news/abanews/aba-news-archives/2019/12/lsc-funding-increase/>; and *LSC Submits 2021 Budget as White House Again Calls for Defunding*, retrieved from <https://www.lsc.gov/media-center/press-releases/2020/lsc-submits-2021-budget-white-house-again-calls-defunding>.

Legal Services for New York City Tenants

Since 2014, the de Blasio Administration has created and expanded initiatives that provide access to free legal assistance to tenants facing eviction and other housing-related legal issues, part of a prevention-first approach to combatting poverty, reducing income inequality, and addressing homelessness.

By the close of FY2019, more than 350,000 New Yorkers had received free legal representation, advice, or assistance in eviction and other housing-related matters since the start of the de Blasio Administration in 2014 through tenant legal services programs administered by HRA. In FY2019 alone, OCJ-funded legal organizations provided legal assistance to approximately 105,000 New Yorkers in approximately 41,000 households across New York City facing housing challenges including eviction, disrepair, landlord harassment and other threats to their tenancies. As detailed in Figure 3 below, the number of New York City households assisted in FY2019 was 24.3 percent higher than the year before – and was *more than four times* the number assisted in FY2015.

Figure 3: New York City Households and Individuals Receiving Administration-Funded Housing Legal Assistance, FY2014–FY2019



Source: OCJ Administrative Data.

In FY2020, funding for tenant legal services includes \$113.0 million to support OCJ’s legal services programs for tenants which include eviction defense legal services, as well as

legal assistance targeting the harassment and displacement of low-income tenants by unscrupulous landlords through OCJ's Anti-Harassment and Tenant Protection program.

The centerpiece of OCJ's tenant legal services programs is Universal Access, OCJ's implementation of New York City's historic "tenant's right to counsel" law. The law, enacted in August of 2017, mandates that the City provide access to legal services for every tenant facing eviction in New York City Housing Court and at administrative proceedings at the New York City Housing Authority (NYCHA), with full legal representation available to households at or below 200 percent of Federal Poverty Guidelines¹⁰ and brief legal assistance to those earning more. This initiative is a key component of OCJ's efforts to close the "justice gap" for New Yorkers facing eviction and housing instability and is the United States' first and largest program to provide legal services to all tenants facing eviction in court. Expanding access to legal services for tenants promotes a fair and equitable justice system, particularly in the City's Housing Courts where tenants under threat of eviction have long faced an uneven playing field where the vast majority of landlords have been represented by legal counsel but most tenants have not.

Universal Access' first full year of implementation was FY2018. More than two years later, the landscape for access to justice for tenants, in New York City and elsewhere, has been transformed. Since New York City's enactment of Universal Access, Newark, New Jersey, San Francisco, California, Philadelphia, Pennsylvania, Cleveland, Ohio and Santa Monica, California have enacted "tenant's right to counsel" legislation modeled on New York City's law, and other cities including Boston, Massachusetts, Los Angeles, California and Washington, DC are exploring their own tenant legal services initiatives.

In New York City, there has been substantial progress in bridging the "justice gap" for tenants facing potential eviction in court and displacement from their homes and neighborhoods. As detailed in Table 2 below, OCJ-funded legal organizations provided legal assistance to over 41,000 households across New York City facing housing challenges, comprising over 105,000 tenants and their household members. This includes approximately 32,000 households facing eviction in Housing Court and NYCHA administrative proceedings that received legal services in their cases in FY2019 through

¹⁰ *Annual Update of the HHS Poverty Guidelines*, retrieved from <https://www.federalregister.gov/documents/2020/01/17/2020-00858/annual-update-of-the-hhs-poverty-guidelines>.

OCJ’s tenant legal services programs, representing 84,000 New Yorkers who were able to face the threat of eviction with the assistance of eviction defense legal services provided by more than a dozen nonprofit organizations contracted by OCJ, ranging from large citywide legal services providers to smaller borough- and community-based groups.¹¹

Table 2: New York City Households Receiving Administration-Funded Housing Legal Services in FY2019

	Eviction Proceedings (Housing Court and NYCHA Administrative Proceedings)		Other Housing Legal Matters		Total	
	Households	Individuals	Households	Individuals	Households	Individuals
NYC	32,436	84,095	8,658	20,950	41,094	105,045
Bronx	10,959	29,683	3,042	7,595	14,001	37,278
Brooklyn	10,199	25,877	2,803	6,626	13,002	32,503
Manhattan	5,184	11,380	2,063	4,711	7,247	16,091
Queens	4,626	13,020	650	1,786	5,276	14,806
Staten Island	1,468	4,135	100	232	1,568	4,367

Source: OCJ Administrative Data.

In Housing Court, the longstanding dynamic that left so many tenants unrepresented by counsel has been steadily changing as OCJ has proceeded with implementation of Universal Access. As OCJ reported in November 2019 in the second annual progress report on Universal Access implementation¹², the legal representation rate for New York

¹¹ A list of participating legal services providers in OCJ’s legal services programs for tenants is included at Appendices 3-5.

¹² *Universal Access to Legal Services: A Report on Year Two of Implementation in New York City*, retrieved at https://www1.nyc.gov/assets/hra/downloads/pdf/services/civiljustice/OCJ_UA_Annual_Report_2019.pdf.

City tenants appearing in Housing Court to face eviction cases was 32.5 percent in the last quarter of FY2019.

The prevalence of legal counsel for tenants and rates of legal representation in such cases continued to climb in FY2020; in the first half of the fiscal year, about four out of every ten tenants appearing in court to face an eviction proceeding did so with the assistance of legal representation. As detailed in Figure 4 below, in the first half of FY2020, 37.8 percent of tenants who appeared in Housing Court for eviction cases were represented by attorneys in court. In each of the five boroughs, the rates of legal representation increased compared to the end of FY2019, with 54.5 percent of tenants represented in Staten Island (up from 48.5 percent), 40.8 percent in Manhattan (up from 34.1 percent), 40.0 percent in Brooklyn (up from 34.9 percent), 37.2 percent in Queens (up from 31.6 percent), and 33.6 percent in the Bronx (up from 28.9 percent). These rates reflect a substantial increase in the availability of legal representation for New York City tenants compared to 2013, when the citywide representation rate was 1 percent as reported by the State Office of Court Administration.

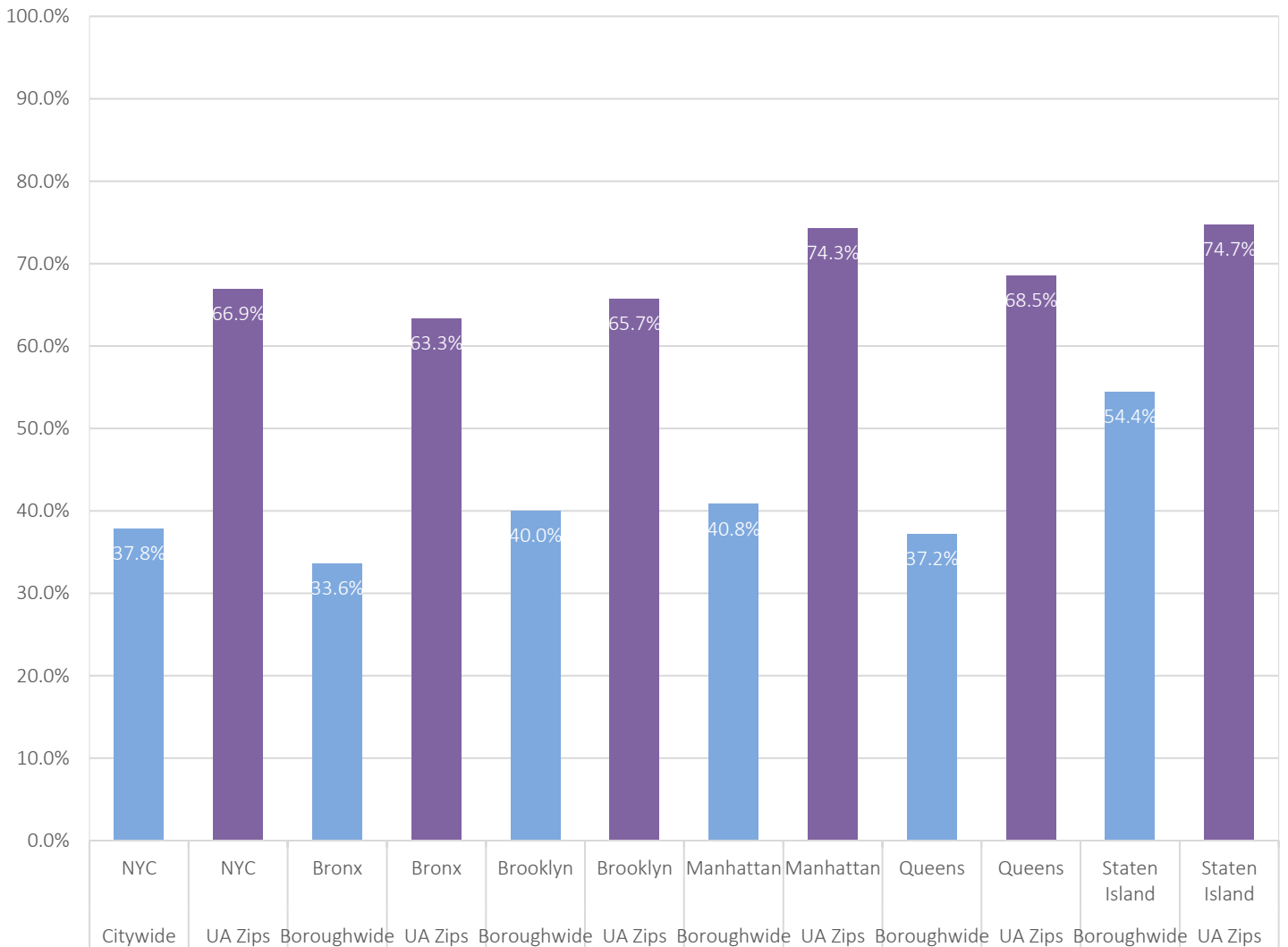
OCJ is establishing Universal Access through implementation by ZIP code, identifying and focusing first on neighborhoods across New York City where eviction and displacement risks and pressures are acute, and this rollout is now underway. Currently, all low-income tenants facing eviction proceedings in Housing Court in ZIP codes targeted to receive Universal Access have access to free full legal representation. This “ZIP-by-ZIP” approach has enabled OCJ to partner with the New York City Housing Court and legal services providers to make free legal services accessible in court as well as in the community, which has led to a substantial impact in these communities in need.¹³

In the first half of FY2020, the overall rate of legal representation for tenants in the Universal Access ZIP codes was 66.9 percent – two of every three tenants facing eviction in court - up about 8 percent from 61.8 percent in the last quarter of FY2019. Where Universal Access has been implemented, most tenants in those neighborhoods have been represented, with 74.7 percent of tenants facing eviction represented in Staten Island, 74.3 percent in Manhattan, 68.5 percent in Queens, 65.7 percent in Brooklyn, and 63.3 percent in the Bronx. Representation rates increased in every borough compared to

¹³ A list of Universal Access ZIP codes in FY2020 is included at Appendix 6.

the last quarter of FY2019. In December 2019, Universal Access was expanded to include a total of 25 ZIP codes across the city.

Figure 4: Legal Representation¹⁴ for Tenants Appearing in Housing Court in Eviction Proceedings, July 1, 2019 – December 31, 2019



Sources: NYS Office of Court Administration data as analyzed by OCJ; OCJ Administrative Data.

¹⁴ Legal representation rates were determined by combining data from the NYS Office of Court Administration regarding eviction proceedings in New York City Housing Court for which legal representation was indicated in such data and OCJ administrative data indicating that full legal representation was provided by OCJ legal services providers in cases marked as “self-represented” in court data. More detailed information may be found in *Universal Access to Legal Services: A Report on Year Two of Implementation in New York City*, retrieved from https://www1.nyc.gov/assets/hra/downloads/pdf/services/civiljustice/OCJ_UA_Annual_Report_2019.pdf.

OCJ has also begun implementation of Universal Access legal services for tenants in NYCHA public housing facing administrative termination of tenancy proceedings. OCJ worked with legal provider partners and NYCHA to launch a program model in July of 2019 to provide comprehensive access to legal services for NYCHA tenants facing termination of tenancy proceedings. For the first phase of implementation, OCJ and partner legal services providers from across the city are providing access to legal services on site where NYCHA administers termination proceedings for all heads of NYCHA households who are seniors and who are facing termination of their tenancies. OCJ's work with providers and NYCHA on this operational approach continues, and the program is expected to serve as a model for expansion for all NYCHA tenants facing termination of tenancy as Universal Access implementation continues.

In addition, OCJ partnered with the court system to establish a telephone hotline that is included on the New York City Housing Court's revised "plain language" required form for the Notice of Petition for summary eviction proceedings.¹⁵ The revised notice, launched in September 2019 as part of one of several reforms recommended by the Chief Judge's Special Commission on the Future of New York City Housing Court, is the first thing a tenant sees in every eviction case properly filed in New York City Housing Court. The revised Notice of Petition includes information that is expected to guide and encourage tenants to access OCJ's legal services and enable eligible tenants to connect with free counsel as quickly as possible.

Impact of OCJ's Eviction Defense Legal Services

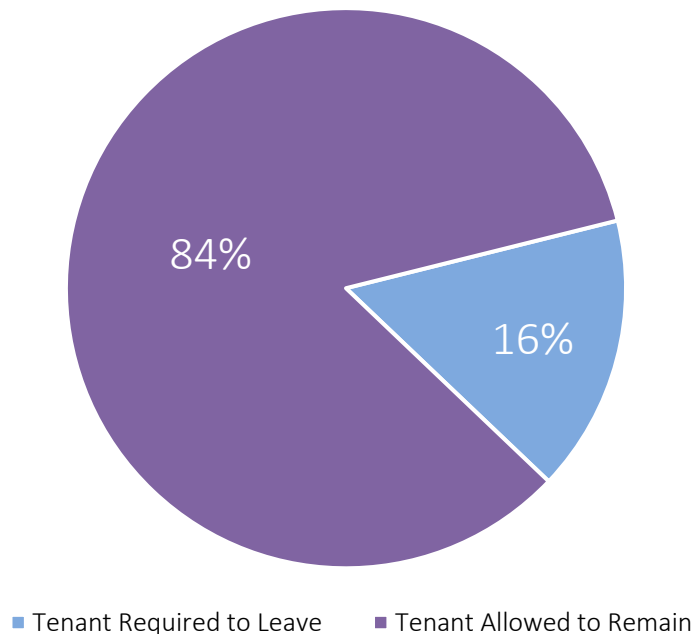
Outcomes Achieved

In most cases resolved in FY2019, OCJ legal services providers obtained outcomes that enabled their clients to remain in their residences. Specifically, tenants were allowed to remain in their homes in 84.0 percent of cases citywide and were legally required to leave in 16.0 percent of cases. A legal requirement that a tenant leave a residence following an eviction proceeding does not typically require the tenant to vacate the

¹⁵ These may be found on the New York City Housing Court's website, retrieved from <http://www.nycourts.gov/COURTS/nyc/housing/forms.shtml#startingacase>.

residence immediately; tenants may be permitted to remain for several weeks or months to allow them to obtain new housing.

Figure 5: Legal Representation for Households Facing Eviction in New York City Housing Court and NYCHA Termination of Tenancy Proceedings: Outcomes Achieved, FY2019



Source: OCJ Administrative Data.

Residential Evictions

Since 2013, as the City has substantially increased its commitment to anti-eviction and other tenant legal services, and as the rate of legal representation for tenants in eviction cases has substantially increased, New York City has seen a substantial reduction in a key indicator of housing stability and displacement: residential evictions by city marshals. In calendar year 2019, there were 16,996 residential evictions by marshals, a 41.1 percent decrease compared to 2013, when there were 28,849 such evictions.

As detailed in Table 3 below, every borough in the City has experienced significant declines in the number of residential evictions by marshals. In Manhattan, the number of evictions has fallen by nearly half between 2013 and 2019 (from 4,525 to 2,290 a decrease of 49.4 percent), while the other boroughs have also seen dramatic drops in

evictions (the Bronx, by 42.6 percent; Brooklyn, by 41.0 percent; Staten Island, by 37.5 percent; Queens, by 31.1 percent).

Table 3: Residential Evictions Conducted by New York City Marshals, 2013–2019

	2013	2014	2015	2016	2017	2018	2019	% change 2013 - 2019
NYC	28,849	26,857	21,988	22,089	21,074	20,013	16,996	-41.1
Bronx	10,194	9,580	7,401	7,667	7,438	6,856	5,855	-42.6
Brooklyn	8,313	7,908	7,033	6,476	5,984	5,710	4,902	-41.0
Manhattan	4,525	3,933	2,898	2,907	2,843	2,713	2,290	-49.4
Queens	4,862	4,542	3,939	4,290	4,105	4,072	3,352	-31.1
Staten Island	955	894	717	749	704	662	597	-37.5

Source: NYC Department of Investigation, retrieved from New York City Housing Court at <https://www.nycourts.gov/COURTS/nyc/housing/statistics.shtml>.¹⁶

Eviction Cases Filed and Activity in Housing Court

Data provided by the New York City Housing Court show trends across a range of indicators, as reflected in Tables 4 through 9 below. The number of eviction cases filed annually in New York City, which as of 2018 had fallen to approximately 218,000 (reflecting a citywide drop of approximately 12 percent compared to 2013), fell even further in 2019, to roughly 171,500. Overall, the number of eviction cases filed fell by over 75,000 cases, or 30.5 percent, from 2013 to 2019, with substantial declines being seen in every borough (ranging from a 23.5 percent decrease in Staten Island to a 36.4 percent decrease in Manhattan). The majority of this decline has been seen in a reduction in the number of nonpayment eviction proceedings filed, which fell by 33.5 percent from 2013 to 2019. Holdover eviction proceedings declined by 7.5 percent

¹⁶ Late in FY2019, the New York City Department of Investigation (DOI) revised their “Summary of Evictions, Possessions & Ejectments Conducted” report for calendar year 2018 to reflect changes in the number of residential evictions and possessions conducted by marshals in 2018, and to correct the previous 2018 report issued by DOI in January of 2019. At the time of publication of this report, the corrected data from DOI is accessible online via the New York City Housing Court website at http://nycourts.gov/COURTS/nyc/SSI/statistics/Stats_2018SEPEC.pdf. OCJ’s report and all references herein to the number of residential evictions are based on DOI’s reports.

citywide during the same six-year period, although borough-specific trends ranged from declines in Manhattan (down 23.8 percent) Brooklyn (down 21.1 percent) and Queens (down 7.5 percent), to increases in the Bronx (up 35.1 percent) and Staten Island (up 10.4 percent). In the last year, however, the trends were more consistent; holdover eviction proceedings declined citywide by 10.1 percent in 2019 compared to 2018, reflecting declines in the number of holdovers filed in every borough last year compared to the year before.

OCJ's analysis of recent trends suggests that, as implementation of the "tenant's right to counsel" law has progressed, more substantive litigation has occurred in the earlier, pre-judgment stage of eviction case processing at Housing Court, while there have been far fewer instances in which tenants have asked the court to bring their cases back to the Housing Court calendar on an emergency basis to dispute the terms of a judgment, to request additional time to meet conditions contained in a stipulated agreement with a landlord or raise issues of law that were missed when the case was first heard by the court, resulting in a fairer and more efficient process for tenants and landlords alike. As reflected in Table 8 below, the number of pretrial motions filed in Housing Court has grown from roughly 21,000 in 2013 to nearly 24,000 in 2019, an increase of approximately 11.8 percent citywide, with borough trends ranging from increases in Staten Island (more than doubling at 142.5 percent), the Bronx (41.7 percent) and Brooklyn (8.8 percent) to declines in Manhattan (9.2 percent) and Queens (5.1 percent). The trend in emergency orders to show cause over the same period saw an even more dramatic change; so-called "OSCs" dropped by over 38 percent from 2013 to 2019, meaning that there were approximately 78,500 fewer of these emergency requests made in the Housing Court last year than in 2013, as detailed in Table 9.

Court administrators have emphasized these increases in efficiency in the court, as exemplified at a New York City Council hearing in February of 2020 in the remarks of the Honorable Anthony Cannataro, Administrative Judge of the Civil Court of the City of New York (which includes Housing Court). Judge Cannataro testified that although the Housing Court has long faced "extremely high case volumes, tight timelines, and the challenges inherent in adjudicating cases involving an essential of life – safe, affordable housing – within the framework of a complicated set of state and local rent regulations," he observed that "the introduction in August 2017 of the right to counsel program known as Universal Access ... had a positive impact with respect to all of these operational challenges....The availability of lawyers for tenants in Housing cases makes it possible for

our Court to focus on what it does best: resolve substantive legal disputes presented by competent attorneys without the need for judges to take on an advocacy role in order to reach just outcomes....Not only does the right to counsel free our Housing Court judges to focus on the substantive merits of cases, it helps them do so more efficiently. Since the introduction of a right to counsel program, default judgements in the Housing Court have dropped from 35,130 in 2016 to 23,146 in 2019, a 34% decrease. This is in conjunction with a rise in the number of substantive motions, such as motions to dismiss or summary judgment motions. These statistics demonstrate a shift from a focus on procedural mishaps to substantive legal issues.”¹⁷

Table 4: Eviction Petitions Filed in New York City Housing Court, 2013-2019

	2013	2014	2015	2016	2017	2018	2019	% change 2013-19	% change 2018-19
NYC	246,864	237,639	234,270	233,884	230,071	217,714	171,539	-30.5	-21.2
Bronx	83,006	84,670	85,503	85,957	86,035	78,183	62,316	-24.9	-20.3
Brooklyn	69,812	67,659	63,037	62,488	61,048	59,519	47,478	-32.0	-20.2
Manhattan*	51,446	44,357	44,905	46,664	45,520	43,713	32,696	-36.4	-25.2
Queens	37,441	35,924	35,918	33,930	32,692	31,207	25,102	-33.0	-19.6
Staten Island	5,159	5,029	4,907	4,845	4,845	5,092	3,947	-23.5	-22.5

*Includes cases filed in Manhattan Housing Court (New York County) and Harlem Community Justice Center.

17 Testimony of the Honorable Anthony Cannataro before the New York City Council hearing “Implementation and Expansion of Right to Counsel in Housing Court” (February 24, 2020). Retrieved from <https://legistar.council.nyc.gov/LegislationDetail.aspx?ID=4319555&GUID=46E6E5B4-9DB7-4082-8587-1BF1EAF46D5A&Options=&Search=>.

Table 5: Non-Payment Eviction Petitions Filed in New York City Housing Court, 2013-2019

	2013	2014	2015	2016	2017	2018	2019	% change 2013-2019	% change 2018-2019
NYC	218,400	208,158	203,119	202,300	201,441	188,435	145,210	-33.5	-22.9
Bronx	78,111	79,694	79,778	79,464	80,637	71,491	55,704	-28.7	-22.1
Brooklyn	59,323	56,254	51,709	51,623	50,983	50,016	39,199	-33.9	-21.6
Manhattan *	46,406	39,747	40,270	41,646	41,197	39,486	28,857	-37.8	-26.9
Queens	30,285	28,322	27,498	25,836	24,908	23,627	18,481	-39.0	-21.8
Staten Island	4,275	4,141	3,864	3,731	3,716	3,815	2,971	-30.5	-22.1

*Includes cases filed in Manhattan Housing Court (New York County) and Harlem Community Justice Center.

Table 6: Holdover Eviction Petitions Filed in New York City Housing Court, 2013-2019

	2013	2014	2015	2016	2017	2018	2019	% change 2013-2019	% change 2018-2019
NYC	28,464	29,481	31,151	31,584	28,630	29,279	26,329	-7.5	-10.1
Bronx	4,895	4,976	5,725	6,493	5,398	6,692	6,612	35.1	-1.2
Brooklyn	10,489	11,405	11,328	10,865	10,065	9,503	8,279	-21.1	-12.9
Manhattan	5,040	4,610	4,635	5,018	4,323	4,227	3,841	-23.8	-9.1
Queens	7,156	7,602	8,420	8,094	7,784	7,580	6,621	-7.5	-12.7
Staten Island	884	888	1,043	1,114	1,060	1,277	976	10.4	-23.6

*Includes cases filed in Manhattan Housing Court (New York County) and Harlem Community Justice Center.

Table 7: Warrants of Eviction Issued in New York City Housing Court, 2013-2019

	2013	2014	2015	2016	2017	2018	2019	% change 2013-2019	% change 2018-19
NYC	132,734	116,059	111,666	113,654	94,214	96,452	78,468	-40.9	-18.6
Bronx	49,197	46,432	42,287	48,420	34,215	35,454	30,070	-38.9	-15.2
Brooklyn	34,884	31,670	32,770	29,979	28,580	27,348	22,796	-34.7	-16.6
Manhattan	22,505	16,994	15,078	16,968	13,163	15,122	11,594	-48.5	-23.3
Queens	23,325	18,204	19,220	15,682	15,986	16,010	11,966	-48.7	-25.3
Staten Island	2,823	2,759	2,311	2,605	2,270	2,518	2,042	-27.7	-18.9

*Includes cases filed in Manhattan Housing Court (New York County) and Harlem Community Justice Center.

Table 8: Pretrial Motions Filed in New York City Housing Court, 2014-2019

	2014	2015	2016	2017	2018	2019	% change 2014-19	% change 2018-19
NYC	21,263	21,973	25,247	24,678	25,225	23,770	11.8	-5.8
Bronx	5,528	5,959	7,885	7,156	7,712	7,834	41.7	1.6
Brooklyn	6,668	6,929	7,244	7,246	7,818	7,258	8.8	-7.2
Manhattan	6,142	6,139	6,815	6,793	6,279	5,577	-9.2	-11.2
Queens	2,704	2,540	2,859	3,017	2,830	2,565	-5.1	-9.4
Staten Island	221	406	444	466	586	536	142.5	-8.5

Table 9: Emergency Orders to Show Cause Filed in New York City Housing Court, 2014-2019

	2014	2015	2016	2017	2018	2019	% change 2014-19	% change 2018-19
NYC	205,398	173,023	169,775	171,356	156,792	126,910	-38.2	-19.1
Bronx	95,834	79,827	81,011	81,326	71,410	56,298	-41.3	-21.2
Brooklyn	52,089	44,398	40,395	40,728	38,696	33,595	-35.5	-13.2
Manhattan	30,906	25,909	25,253	25,694	24,322	18,909	-38.8	-22.3
Queens	21,187	19,416	18,873	15,284	18,428	14,758	-30.3	-19.9
Staten Island	5,382	4,013	4,243	4,324	3,936	3,350	-37.8	-14.9

Sources: Data reported by New York City Civil Court, *Statistical Reports of Activity of L & T Clerk's Office*, ST30; data provided by New York City Housing Court.

Legal Services for New York City Homeowners Facing Foreclosure

Foreclosure is the legal process used by lenders to recoup overdue balances on property loans, by forcing the sale of the property used by borrowers as loan collateral.

Foreclosure filings across New York City have been on the decline in New York City since 2014, dropping by nearly half from more than 10,000 cases filed in 2013 to approximately 5,700 in 2018,¹⁸ as detailed in Table 10 below. New foreclosure filings declined by 7.6 percent in New York City over 2018; although in filings rose in Manhattan, the borough accounted for less than 5 percent of foreclosure filings citywide. The number of pending foreclosure cases in court at the end of each calendar year has likewise declined between 2013 and 2018, as detailed in Table 11.

Table 10: Foreclosure Filings in New York City, 2013-2018

	2013	2014	2015	2016	2017	2018	% change 2013-2018	% change 2017-18
NYC	10,643	11,409	9,618	7,819	6,128	5,660	-46.8	-7.6
Bronx	1,882	1,651	1,384	1,155	888	771	-59.0	-13.2
Brooklyn	2,792	3,749	3,175	2,560	2,153	1,997	-28.5	-7.2
Manhattan	374	380	314	229	229	253	-32.4	10.5
Queens	4,043	4,041	3,428	2,849	2,006	1,906	-52.9	-5.0
Staten Island	1,552	1,588	1,317	1,026	852	733	-52.8	-14.0

¹⁸ This report includes the most recent data from the Office of Court Administration available for presentation of comparable trends in foreclosure cases in New York State and New York City.

Table 11: Foreclosure Cases Pending in New York City, 2013-2018

	2013	2014	2015	2016	2017	2018	% change 2013-2018	% change 2017-2018
NYC	31,016	28,914	28,215	22,355	16,379	13,741	-55.7	-16.1
Bronx	4,515	4,925	4,724	4,112	2,453	1,678	-62.8	-31.6
Brooklyn	11,554	11,110	11,622	9,570	7,184	6,169	-46.6	-14.1
Manhattan	907	807	727	470	438	519	-42.8	18.5
Queens	12,454	10,692	10,011	7,460	5,571	4,467	-64.1	-19.0
Staten Island	1,586	1,380	1,131	743	733	908	-42.7	23.9

Source: New York State Office of Court Administration.

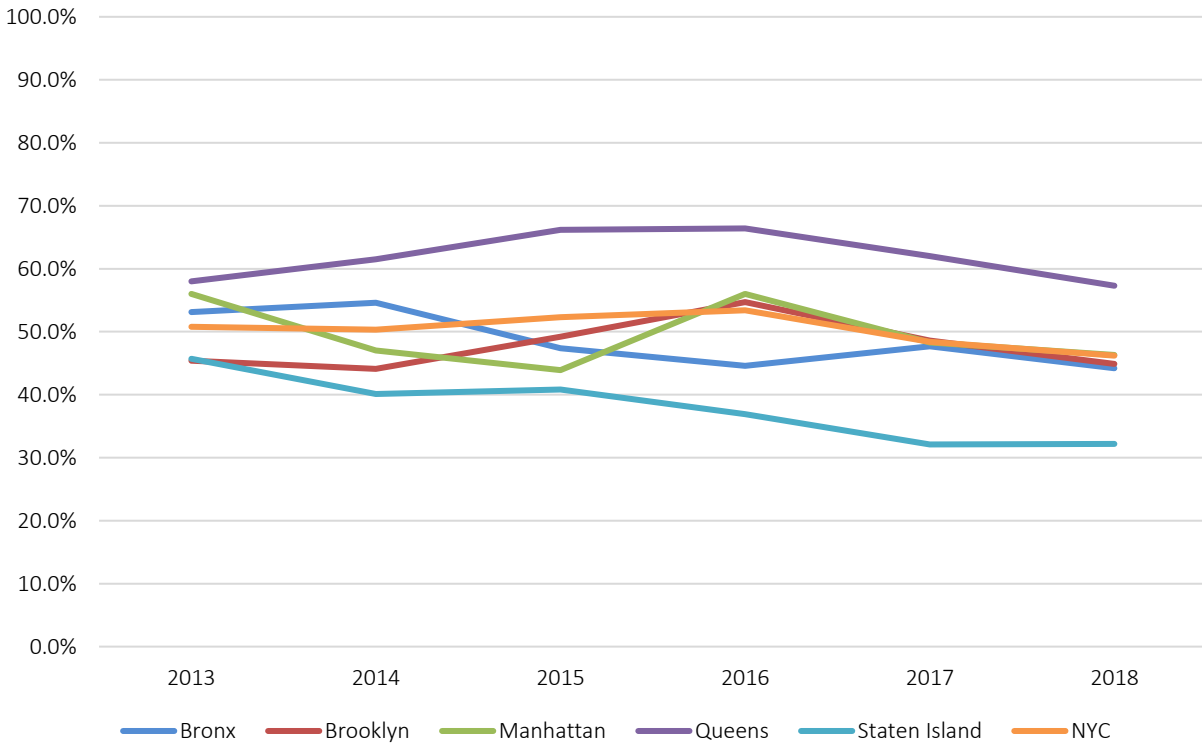
The New York State Office of Court Administration reports that during the court’s 2018 term,¹⁹ 58 percent of New York State homeowners appearing for foreclosure settlement conferences did so with counsel,²⁰ a marked increase over the reported legal representation rate of 33 percent in 2011, but a decrease from the rate in 2017 of 62 percent.²¹ In New York City, the legal representation rate for homeowners facing foreclosure was 46.2 percent in 2018, down slightly from the 2017 rate of 48.4 percent. Representation rates continue to vary by borough, ranging from Queens where homeowners were represented by counsel in 57.3 percent of cases, to Staten Island where 32.2 percent of homeowners facing foreclosure had counsel.

¹⁹ October 10, 2017 to October 8, 2018.

²⁰ 2018 Report of the Chief Administrator of the Courts on the Status of Foreclosures Pursuant to Chapter 507 of the Laws of 2009. State of New York Unified Court System. Retrieved from http://ww2.nycourts.gov/sites/default/files/document/files/2018-12/18_Foreclosure-Annual_Report.pdf.

²¹ 2017 Report of the Chief Administrator of the Courts on the Status of Foreclosures Pursuant to Chapter 507 of the Laws of 2009. Retrieved at <http://ww2.nycourts.gov/sites/default/files/document/files/2018-07/ForeclosureAnnualReport2017.pdf>.

Figure 6: Foreclosure Settlement Conferences Appearances in New York City: Representation Rates, 2013–2018



Source: New York State Office of Court Administration

Legal services to assist homeowners in foreclosure in New York State have been funded primarily by the Homeowner Protection Program (HOPP), an initiative funded and administered by the State Attorney General in the wake of the foreclosure crisis which provides housing counseling and legal assistance to New York State homeowners at risk of foreclosure. In New York City, HOPP is administered by the Center for NYC Neighborhoods (CNYCN), a nonprofit organization. CNYCN distributes HOPP, philanthropic, and other public funds to community-based organizations to provide housing counseling for homeowners in jeopardy of foreclosure and legal assistance to homeowners already in foreclosure proceedings. Statewide, HOPP was funded at \$20 million in both FY2020 and FY2021.

Legal Services for Immigrant New Yorkers

Providing immigrant New Yorkers with access to legal assistance has been a critical part of OCJ's mission since its establishment in 2015. OCJ administers a range of City-funded legal services programs legal advice, comprehensive screenings and risk assessments and full legal representation for immigrants both in the courts and before government immigration agencies.²² These programs have seen substantial investment and growth by both the Administration and the City Council, making New York City a national leader in the fight for the rights of immigrant Americans and access to justice.

In New York City, immigrants are served by several City-funded and supported immigration legal services programs. Taken together, these programs cover a spectrum of services addressing a broad range of legal needs, from brief advice and screening to more complex representation in court, including a growing emphasis on and commitment to increasing access for immigrant New Yorkers facing deportation. The City's programs feature multiple and accessible entry points for immigrant New Yorkers to access these services, and they have the ability to be flexible and responsive to emergent needs. Key City-funded programs include:

ActionNYC

Since its launch in 2016, ActionNYC, a citywide community-based immigration legal services program operated jointly by MOIA, HRA and the City University of New York

²² In previous reports, OCJ has analyzed various aspects of immigration court based on data retrieved through the Transactional Records Access Clearinghouse (TRAC), based at Syracuse University. TRAC has been regarded as a reliable source of information on immigration courts, which it receives from the U.S. Department of Justice's Executive Office for Immigration Review (EOIR). Last year, OCJ reported on deportation proceedings in New York City, focusing on the rising number of deportation cases being processed and heard in New York City immigration courts, its impact on New York City residents, and the number of immigrants who face removal with the assistance of legal counsel (see *NYC Office of Civil Justice 2018 Annual Report*, retrieved from https://www1.nyc.gov/assets/hra/downloads/pdf/services/civiljustice/OCJ_Annual_Report_2018.pdf). In late 2019, TRAC published a report that raised questions about the completeness and accuracy of its own data, due to concerns about its source at EOIR, citing "gross irregularities" and "serious inconsistencies" in EOIR's immigration court case data releases (Incomplete and Garbled Immigration Court Data Suggest Lack of Commitment to Accuracy, retrieved from <https://trac.syr.edu/immigration/reports/580/>). This assessment was echoed by the National Association of Immigration Judges (NAIJ), the labor union representing immigration judges, which stated that "[t]he concerns raised by TRAC researchers confirm the experience of our judges, who find time and again that DOJ's recent data does not match the reality we see in our courtrooms (see *Statement by Hon. Ashley Tabaddor, President of Judges' Union (NAIJ), on Revelation of "Gross Irregularities" in DOJ Immigration Data*, retrieved from https://www.naij-usa.org/images/uploads/newsroom/NAIJ_Press_Release_2019.11.07.pdf). In response, EOIR has asserted that its data releases are accurate and up-to-date and that any records missing from its response to TRAC's requests were permissibly withheld (see articles at <https://www.law360.com/articles/1215854/doj-accused-of-wiping-nearly-1-million-immigration-records> and <https://www.law360.com/articles/1216112/missing-records-suggest-strained-immigration-courts>). As of the time of this report, questions about the reliability of immigration court data available through TRAC remain unsettled.

(CUNY), has provided free, safe and high-quality immigration legal services across the five boroughs. Through its citywide hotline, centralized appointment making system and accessible service locations at community-based organizations, at schools and at NYC Health+Hospitals (H+H) locations, ActionNYC serves as New York City's entry point for New Yorkers seeking immigration legal services, including comprehensive immigration legal screenings and legal advice; legal representation in both straightforward immigration matters such as citizenship, renewals of Lawful Permanent Resident (LPR) status and Temporary Protected Status (TPS) as well as in more complex cases such as requests for Special Immigrant Juvenile Status (SIJS) and U visa applications, and referrals to relevant social services, educational services, and healthcare enrollment. ActionNYC providers also offer referrals to other OCJ-managed immigration legal programs to handle more complex immigration legal matters, including deportation and asylum.²³

Immigrant Opportunity Initiative (IOI)

Since FY2017, the Administration and the City Council have jointly funded the Immigrant Opportunity Initiative (IOI) program, through which networks of nonprofit legal providers and community-based organizations conduct outreach across the city and provide legal assistance to low-income immigrant New Yorkers in matters ranging from citizenship and lawful permanent residency application, to more complex immigration matters, including a growing number of asylum applications and removal defense work. A critical element of the IOI program has been its flexibility and responsiveness to emergent needs. OCJ's contracts with the IOI service provider consortia funded by the Administration allow for rapid deployment of staff and resources to address legal needs of the immigrant community across the continuum of service, from brief legal counseling sessions to full legal representation in removal and asylum matters. Together, the Administration and Council IOI program provided legal assistance in over 15,000 cases in FY2019; an analysis of Mayoral IOI in FY2019 appears later in this report.²⁴

²³ A list of ActionNYC providers is included at Appendix 7.

²⁴ A list of IOI providers is included at Appendix 8.

Deportation Defense: IOI, NYIFUP and ICARE

City-funded programs for immigrant New Yorkers facing deportation proceedings have been a crucial and growing component of the City's immigration legal services. Administration funding for legal representation in deportation proceedings through the Immigrant Opportunity Initiative (IOI) saw substantial baseline increases in FY2018 and in the outyears to respond to the pressing need for representation in removal proceedings, and most recently included an earmark of \$4.1 million in annual Administration funding to rapidly increase legal providers' capacity to meet the urgent legal needs of children forcibly separated from their parents at the southern border, who were then placed in federal facilities under the Office of Refugee Resettlement (ORR) in New York City. The investment further increased capacity in the field to provide access to legal defense in deportation proceedings to separated and unaccompanied immigrant youth; increase the availability of social work and case management resources to address the acute needs of these children; and to address legal screening and risk assessment needs of family members seeking to be sponsors of separated children in order to facilitate their release from ORR facilities in New York City.

New York Immigrant Family Unity Project (NYIFUP)

Launched in 2013 as a pilot program, the New York Immigrant Family Unity Project (NYIFUP) is the first publicly-funded legal representation program specifically for detained immigrants in the United States. Through NYIFUP, immigration attorneys at three legal service providers provide legal representation to low-income immigrants who are in detention and face removal cases at the Varick Street Immigration Court. NYIFUP uses a "public defender" model in which low-income immigrants are identified and screened at their first appearance in court. NYIFUP provided legal representation to approximately 1,500 individuals facing removal in FY2019. ²⁵

Immigrant Child Advocates' Relief Effort (ICARE)/Unaccompanied Minors and Families Initiative (UMFI)

Established in 2014 through a public-private partnership of the City Council, the New York Community Trust, and the Robin Hood Foundation, ICARE/UMFI provides legal and

²⁵ A list of NYIFUP providers is included at Appendix 9.

social services to unaccompanied immigrant children entering and living in New York City. The ICARE project was developed to provide legal advice and representation to this vulnerable population, including immigration legal screening, as well as attorneys experienced in seeking relief from removal through more complex processes available to immigrant youth such as Special Immigrant Juvenile Status (SIJS) applications. This program provided legal representation to 2,650 immigrants facing removal in FY2019. ²⁶

CSBG-Funded Legal Services

In addition to IOI, OCJ oversees immigration legal services programs funded through federal Community Service Block Grants, administered in partnership with the Department of Youth and Community Development (DYCD). In FY2019, these federal grants total approximately \$2.1 million, and fund direct legal services for low-income immigrant New Yorkers, including legal assistance to help immigrant adults and youth attain citizenship and lawful immigration status, as well as services targeted at groups such as immigrant survivors of domestic violence and human trafficking, low-wage immigrant workers at risk of exploitation and violations of their employment rights, and immigrant youth in foster care. ²⁷

CUNY Citizenship NOW!

The Citizenship NOW! program administered by the City University of New York (CUNY) provides free immigration assistance at centers located throughout New York City. Through the project, attorneys and paralegals offer one-on-one consultations to assess participants' eligibility for legal status and assist them in applying when qualified. The program operates at CUNY sites across the city as well as at City Council district offices.

NYCitizenship

NYCitizenship is a citywide program funded as a public-private partnership and administered by MOIA and HRA/DSS. NYCitizenship provides citizenship legal services and financial counseling at twelve public library branches alongside services available at select HRA sites. In this program, New Yorkers receive free services that include

²⁶ A list of ICARE/UMFI providers is included at Appendix 10.

²⁷ A list of legal services providers in CSBG-funded programs is included at Appendix 11.

appointments with an attorney for help with citizenship applications, information sessions about the citizenship process and its benefits and free and confidential financial counseling. Additionally, as part of the NYCitizenship initiative, MOIA and HRA have partnered to provide citizenship legal assistance to a targeted subset of recipients of public assistance. NYCitizenship is supported by the City and philanthropic partners the Robin Hood Foundation, Citi Community Development, the Charles H. Revson Foundation and the Carnegie Corporation as well as the Mayor's Fund to Advance New York City.

Legal Services for Immigrant Survivors of Domestic Violence

As part of the work of the NYC Domestic Violence Task Force led by the Mayor's Office to End Domestic and Gender-Based Violence (ENDGBV) and the Mayor's Office of Criminal Justice (MOCJ), the Administration supports direct domestic violence-specific legal services for immigrant survivors, administered by HRA's Office of Emergency Intervention Services (EIS) in partnership with OCJ, MOIA and ENDGBV. Through this initiative, legal organizations with expertise in domestic violence and experience providing immigration legal services are partnering with local community-based groups serving immigrant populations to enhance access to these services in communities and build capacity within community-based groups, providing them with tools to identify and respond appropriately to these issues.²⁸

Administration-Funded Immigration Legal Services in FY2019

The following tables present an analysis of FY2019 case-level data provided to the City by the legal services organization engaged in the Administration-funded legal services programs discussed above: ActionNYC, the Administration's Immigrant Opportunity Initiative, and federal Community Services Block Grant-funded services administered by HRA. The data provide an overview of the reach and impact of the programs; the volume and characteristics of individuals being served; and of the cases being handled. Our analysis showed:

- Administration-funded legal programs served immigrant New Yorkers in over 25,000 cases in FY2019, up 40.8 percent from FY2018 and up 72.1 percent from FY2017,

²⁸A list of program providers is included at Appendix 12.

before substantial investments by the Administration in expanding legal assistance for immigrant New Yorkers.

- Since FY2017, the number of immigration cases handled by legal providers through the Administration’s IOI program has more than doubled. Legal representation in deportation cases *increased tenfold* over the period as expanded Administration investments in removal defense legal services through IOI have been realized in the field; in FY2019, IOI providers assisted clients in approximately 2,100 removal defense cases, accounting for nearly one-quarter of all legal representation cases handled by the program.
- Mayoral immigration legal service programs assisted young immigrant New Yorkers age 21 or younger in nearly 5,000 cases in FY2019, counting for about one-fifth of all matters and increasing by more than double since FY2017.²⁹
- Administration-funded legal services providers continued to assist immigrants from all over the world, including from over 180 countries in FY2019. As in past years, the largest number of cases involved clients from Mexico and the Dominican Republic. The biggest gains were in cases involving immigrants from China, a number which nearly tripled from FY2017³⁰ to FY2019, increasing by 172.3 percent over the last two years.

²⁹ Analysis of Mayoral immigration legal services program data for FY2017 may be found in *the NYC Office of Civil Justice 2017 Annual Report and Strategic Plan*, retrieved from https://www1.nyc.gov/assets/hra/downloads/pdf/services/civiljustice/OCJ_Annual_Report_2017.pdf.

³⁰ Analysis of Mayoral immigration legal services program data for FY2017 may be found in *the NYC Office of Civil Justice 2017 Annual Report and Strategic Plan*, retrieved from https://www1.nyc.gov/assets/hra/downloads/pdf/services/civiljustice/OCJ_Annual_Report_2017.pdf.

The tables below present this analysis in greater detail.

Table 12: Legal Services Cases Handled through Mayoral Immigration Programs, FY2019

Program	#	%
ActionNYC	11,274	44.6
Mayoral IOI	12,044	47.6
CSBG-Funded	1,979	7.8
Total	25,297	100.0

Sources: OCJ and MOIA Administrative Data.

Table 13: Applications to USCIS for Immigration Status Filed through Mayoral Immigration Programs, FY2019

Applications Filed with USCIS	8,068
Applications Decided by USCIS	3,983
Applications Granted by USCIS	3,830
Applications Denied/Other by USCIS	153

Sources: OCJ and MOIA Administrative Data

Table 14: Client’s Borough of Residence in Legal Services Cases (Mayoral IOI and CSBG-Funded)*, FY2019

	#	%
New York City	13,916	100.0
Bronx	3,070	22.1
Brooklyn	3,846	27.6
Manhattan	1,930	13.9
Queens	4,293	30.8
Staten Island	777	5.6

*Excludes cases in which borough of residence is unknown.

Source: OCJ Administrative Data.

Table 15: Client’s Age Group in Legal Services Cases in Mayoral Immigration Programs, FY2019*

	#	%
21 or younger	4,897	19.4
22 to 34	6,279	24.8
35 to 44	4,993	19.7
45 to 54	3,928	15.5
55 to 64	2,970	11.7
65 +	2,109	8.3

*Excludes cases where age is unknown.

Sources: OCJ and MOIA Administrative Data.

Table 16: Client’s Country of Origin in Legal Services Cases in Mayoral Immigration Programs, FY2019

	#	%
Mexico	3,582	14.2
Dominican Republic	2,985	11.8
Honduras	1,936	7.7
Ecuador	1,737	6.9
Guatemala	1,234	4.9
Jamaica	1,224	4.8
Colombia	1,047	4.1
El Salvador	893	3.5
Haiti	791	3.1
China	757	3.0
Trinidad and Tobago	485	1.9
Guyana	463	1.8
Venezuela	414	1.6
Peru	361	1.4
Pakistan	295	1.2
Nigeria	277	1.1
Russia	241	1.0
Bangladesh	235	0.9
Egypt	222	0.9
Guinea	218	0.9
Other	5,900	23.3
Total	25,297	100.0

Sources: OCJ and MOIA Administrative Data

Table 17: Client’s Region of Origin in Legal Services Cases in Mayoral Immigration Programs, FY2019*

	#	%
Africa	2,054	8.1
Asia	2,287	9.0
Caribbean Islands	6,157	24.3
Central America	4,371	17.3
Europe	832	3.3
Middle East	290	1.1
North America	3,610	14.3
Pacific	13	0.1
South America	4,307	17.0

*Excludes cases where country of origin is unknown.

Sources: OCJ and MOIA Administrative Data

Table 18a: Levels and Types of Legal Services Provided in Mayoral Immigration Programs, FY2019

All Mayoral Programs	#	% of Total	% of Full Legal Representation
Comprehensive Immigration Legal Screenings/ Legal Advice/Brief Assistance*	8,041	31.8	N/A
Asylum and Refugee Issues	813	68.2	4.7
Citizenship	2,826		16.4
DACA	1,226		7.1
Legal Services for DV and Trafficking Survivors	1,062		6.2
Legal Services for Immigrant Workers	2,477		14.4
Legal Services for Immigrant Youth	1,067		6.2
Permanent Residency	4,211		24.4
Removal Defense	2,098		12.2
Other	1,476		8.6
Total	25,297		100.0

*This category includes legal representation and assistance with matters including Freedom of Information requests, and applications for fee waivers.

Sources: OCJ and MOIA Administrative Data

Table 18b: Levels and Types of Legal Services Provided, ActionNYC, FY2019

ActionNYC	#	% of Total	% of Full Legal Representation
Comprehensive Immigration Legal Screenings/Legal Advice/Brief Assistance*	4,823	42.8	N/A
Asylum and Refugee Issues	175	57.2	2.7
Citizenship	1,893		29.3
DACA	535		8.3
Legal Services for DV and Trafficking Survivors	242		3.8
Legal Services for Immigrant Workers	322		5.0
Legal Services for Immigrant Youth	111		1.7
Permanent Residency	2,973		46.1
Removal Defense	0		0.0
Other	200		3.1
Total	11,274		100.0

*This category includes legal representation and assistance with matters including Freedom of Information requests, and applications for fee waivers.

Sources: OCJ and MOIA Administrative Data

Table 18c: Levels and Types of Legal Services Provided, Mayoral IOI, FY2019

Mayoral IOI	#	% of Total	% of Full Legal Representation
Comprehensive Immigration Legal Screenings/Legal Advice/Brief Assistance*	3,218	26.7	N/A
Asylum and Refugee Issues	613	73.3	6.9
Citizenship	507		5.7
DACA	592		6.7
Legal Services for DV and Trafficking Survivors	552		6.3
Legal Services for Immigrant Workers	1,685		19.1
Legal Services for Immigrant Youth	770		8.7
Permanent Residency	998		11.3
Removal Defense	2,095		23.7
Other	1,014		11.5
Total	12,044		100.0

*This category includes legal representation and assistance with matters including Freedom of Information requests, and applications for fee waivers.

Sources: OJC and MOIA Administrative Data

Table 18d: Levels and Types of Legal Services Provided, CSBG-Funded Immigration Legal Services, FY2019

All Mayoral Programs	# of cases	% of Total Cases	% of Full Legal Representation
Comprehensive Immigration Legal Screenings/Legal Advice/Brief Assistance*	0	0	N/A
Asylum and Refugee Issues	25	100.0	1.3
Citizenship	426		21.5
DACA	99		5.0
Legal Services for DV and Trafficking Survivors	268		13.5
Legal Services for Immigrant Workers	470		23.7
Legal Services for Immigrant Youth	186		9.4
Permanent Residency	240		12.1
Removal Defense	3		0.2
Other	262		13.2
Total	1,979		100.0

*This category includes legal representation and assistance with matters including Freedom of Information requests, and applications for fee waivers.

Sources: OCJ and MOIA Administrative Data

Legal Services for Low Wage Workers

It has been estimated that in New York City, over three hundred thousand (300,000) workers experience one or more wage-based violations every week. In 2009, the National Employment Law Project (NELP) issued a comprehensive study of wage and hour violations, with a survey of over a thousand workers in low-wage industries in New York City. NELP found³¹:

- Approximately seventy (70) percent of low-wage workers in New York City are foreign born.
- Over one-fifth of the workers surveyed had been paid less than the legally required minimum wage in the previous workweek.
- Nine out of ten workers surveyed worked enough consecutive hours to be legally entitled to at least one meal break during the previous week, but 70 percent of this group received no break at all, had their break shortened, were interrupted by their employer, or worked during the break.

In low-wage industries, where workers are paid “off the books,” wage and hour violations are all too common. Such “wage theft” violations include not paying workers on time, paying them below the minimum wage, failing to pay overtime when required, not allowing meal or other breaks, and not allowing required sick leave. Other findings suggest that when workers advocate or seek redress for themselves, their efforts can be ineffective or even lead to retaliation.

OJC supports legal assistance programs for immigrant workers through the IOI and CSBG-funded legal services discussed above. Given that seven out of every ten low-wage workers in the city are foreign-born — a proportion that is even higher in some industries, such as the domestic industry, where an estimated 99 percent are foreign-born³² — protecting and vindicating workers’ rights is an important component of the City’s legal services programs for immigrant New Yorkers. Moreover, immigrant workers

³¹ Annette Bernhardt, Diana Polson, and James DeFilippis. *Working without Laws: A Survey of Employment and Labor Law Violations in New York City*. (2009). National Employment Law Project. Retrieved from <http://www.nelp.org/content/uploads/2015/03/WorkingWithoutLawsNYC.pdf>.

³² Annette Bernhardt, Siobhán McGrath, and James DeFilippis. (2007.) *Unregulated Work in the Global City*. Brennan Center for Justice, at 63; Domestic Workers United and Datacenter. (2006). *Home Is Where the Work Is: Inside New York’s Domestic Work Industry*. Retrieved from <http://www.domesticworkersunited.org/homeiswheretheworkis.pdf>.

can face heightened threats to their wage stability and employment; one study found that immigrant low-wage workers in New York City were twice as likely to experience minimum wage violations.³³

In FY2019, the City deepened its investment in programs to protect the rights of low-wage workers.³⁴ Legal representation and advice services, funded through OCJ's IOI program at \$2.0 million in FY2019 and renewed in FY2020, has enabled nonprofit legal services providers to provide thousands of low-wage workers across the City access to a variety of employment-related legal services, ranging from individualized legal advice to full legal representation in proceedings such as pre-litigation settlement negotiations, unemployment insurance hearings, and individual and group cases in state or federal court or at administrative agencies. City Council grants totaling \$500,000 in FY2019, also administered by OCJ, funded community-based organizations and legal providers to conduct outreach and education for low-wage workers as well as referrals to legal services for those who need assistance.

In FY2019, the Administration's Legal Services for Low-Wage Workers program provided legal assistance to individuals in 1,800 cases. The following tables present an analysis of FY2019 case-level data provided to the City by the legal services organizations providing services through this initiative. Our analysis of the data showed:

- In FY2019, the first year of the initiative, employment legal services providers assisted working New Yorkers in 1,800 cases, and in more than half (53.2 percent), the client received full legal representation.
- 32.9 percent of clients assisted resided in Queens, with clients from Brooklyn (26.0 percent) and Manhattan (18.8 percent) comprising large segments of the cases assisted through the program.
- More than a quarter of clients that received services were older workers aged 55 or older (25.1 percent). 1.8 percent were aged 21 or younger.

³³ Bernhardt, Polson, and DeFilippis. (2010). *Working without Laws*.

³⁴ A list of Legal Services for Low Wage Workers providers is included at Appendix 13.

- Most clients shared their households with others (53.9 percent) and approximately one third of clients lived in households with children (33.4 percent).

The tables below present this analysis in greater detail.

Table 19: Legal Services for Low-Wage Workers: Cases Handled and Services Provided, FY2019

	#	%
Legal Advice/Brief Assistance	842	46.8
Full Legal Representation	958	53.2

Table 20: Legal Services for Low-Wage Workers: Residence of Client, FY2019

	#	%
Bronx	286	15.9
Brooklyn	468	26.0
Manhattan	339	18.8
Queens	593	32.9
Staten Island	68	3.8
Other/Employed in NYC	46	2.6

Table 21: Legal Services for Low-Wage Workers: Age of Client, FY2019*

	#	%
21 years old and younger	33	1.8
22 to 34 years old	448	24.9
35 to 44 years old	425	23.7
45 to 54 years old	439	24.4
55 to 64 years old	340	18.9
65 years old and older	112	6.2

*Excludes cases where age of client was unreported or unknown.

Table 22: Legal Services for Low-Wage Workers: Client Household Size and Composition, FY2019*

	#	%
1 person	828	46.1
2 to 4 people	765	42.5
5 or more people	205	11.4
Households with One or More Children	602	33.4
Households Without Children	1,198	66.6

*Excludes cases where client’s household size was unreported or unknown.

Source: OCJ Administrative Data.

The Low Wage Worker Initiative funded by the City Council targets low-income workers in need of employment-related information and assistance and connects them with education and referral services. The program provides outreach and legal education programs designed to inform workers about their rights and the availability of City-funded legal assistance programs. In addition, providers hold legal clinics at which workers receive legal advice and referrals to free legal services providers. In FY2019, Council-funded providers held over 50 outreach and educational events, serving more than 500 individuals.

Conclusion

In the last year, under the de Blasio administration, New York City reached new milestones in increasing access to legal assistance and closing the “justice gap” for those who need legal help. As OCJ’s implementation of key programs continues, New Yorkers can expect even wider access to the legal services they need most, and to a justice system that is fairer and more equitable because of these efforts.

As documented in this annual report, the City of New York is a national leader in supporting and championing this work, reflecting our firm and continued commitment to increasing fairness and equity in the justice system. HRA’s Office of Civil Justice is proud to continue expanding access to justice for all New Yorkers.

Appendices

Appendix 1: Judiciary Civil Legal Services (JCLS) Grantee Organizations for FY2019 – FY2020

- Advocates for Children of New York
- Asian American Legal Defense and Education Fund
- Association of the Bar of the City of New York Fund Inc.
- Brooklyn Bar Association Volunteer Lawyers Project, Inc.
- Brooklyn Defender Services
- Brooklyn Legal Services Corporation A
- CAMBA Legal Services, Inc.
- Catholic Charities Community Services, Archdiocese of New York
- Catholic Migration Services, Inc.
- Center for Family Representation
- Central American Legal Assistance
- Child and Family Services
- Community Service Society of New York
- Family Center Inc.
- Her Justice, Inc.
- Housing Conservation Coordinators, Inc.
- Jewish Association for Services for the Aged
- Latino Justice PRLDEF
- Legal Action Center
- Legal Information for Families Today
- Legal Services NYC
- Lenox Hill Neighborhood House
- Make the Road New York
- Mobilization for Justice, Inc. (w/ Partnership for Children’s Rights)
- New York Center for Law and Justice
- New York Lawyers for the Public Interest, Inc.
- New York Legal Assistance Group, Inc.
- Northern Manhattan Improvement Corporation
- Pace University
- Part of the Solution
- Pro Bono Net
- Queens Volunteer Lawyers Project
- Richmond County Bar Association Volunteer Lawyers’ Project
- Ridgewood Bushwick Senior Citizens Council
- Safe Horizon, Inc.
- Safe Passage Project Corporation
- Sanctuary for Families, Inc.
- The Door – A Center for Alternatives, Inc.
- The Bronx Defenders
- The Legal Aid Society
- The Neighborhood Defender Service of Harlem
- Touro College
- Urban Justice Center
- Vera Institute of Justice
- Volunteers of Legal Services, Inc.
- Youth Represent

Appendix 2: New York City-Based Interest on Lawyer Account (IOLA) Fund Grantees for FY2020–FY2021

- Advocates for Children of NY
- African Services Committee, Inc.
- Association of the Bar of the City of New York Fund, Inc.
- Brooklyn Bar Association Volunteer Lawyers Project, Inc.
- Brooklyn Defender Services
- Brooklyn Legal Services Corporation A
- CAMBA Legal Services, Inc.
- Catholic Charities Community Service, Archdiocese of New York
- Catholic Migration Services, Inc.
- Center for Family Representation
- Central American Legal Assistance
- Community Service Society
- Day One
- Goddard Riverside Community Center
- Her Justice, Inc.
- Housing Conservation Coordinators, Inc.
- Human Rights First
- Jewish Association for Services for the Aged
- LatinoJustice PRLDEF
- Lawyers Alliance for New York
- Legal Action Center of the City of New York, Inc.
- Legal Information for Families Today
- Legal Services NYC
- Lenox Hill Neighborhood House
- Make the Road New York
- Mobilization for Justice, Inc.
- National Center for Law and Economic Justice
- New Economy Project
- New York County Layers Association
- New York Immigration Coalition
- New York Lawyers for the Public Interest
- New York Legal Assistance Group (includes Self Help)
- Northern Manhattan Improvement Corporation
- Pro Bono Net
- RiseBoro Community Partnership
- Safe Horizon, Inc.
- Safe Passage Project Corporation
- Sanctuary for Families, Inc.
- The Bronx Defenders
- The Door – A Center for Alternatives, Inc.
- The Family Center
- The Legal Aid Society
- Urban Justice Center
- Volunteers of Legal Services
- Youth Represent

Appendix 3: Housing Help Program and Assigned Counsel Project Providers

- Legal Services NYC/Brooklyn Legal Services
- Mobilization for Justice
- The Jewish Association for Services for the Aged
- The Legal Aid Society

Appendix 4: Anti-Harassment and Tenant Protection (AHTP) Program Providers

- LEAP
 - Brooklyn Defender Services
 - Brooklyn Legal Services Corporation A
 - CAMBA Legal Services, Inc.
 - Catholic Migration Services, Inc.
 - Communities Resist
 - Goddard Riverside Community Center
 - Jewish Association for Services for the Aged
 - Lenox Hill Neighborhood House
 - Make the Road New York
 - Mobilization for Justice, Inc.
 - Northern Manhattan Improvement Corporation
 - TakeRoot Justice
 - The Bronx Defenders
 - Urban Justice Center
- Legal Services NYC
- The Legal Aid Society

Appendix 5: Anti-Eviction/Universal Access Legal Services Providers

- Brooklyn Legal Services Corporation A
- CAMBA Legal Services, Inc.
- Goddard Riverside Community Center
- Housing Conservation Coordinators, Inc.
- Lenox Hill Neighborhood House
- Legal Services NYC
- Mobilization for Justice, Inc.
- Neighborhood Association for Intercultural Affairs, Inc.
- Neighborhood Defender Service of Harlem
- New York Legal Assistance Group, Inc.
- Northern Manhattan Improvement Corporation
- RiseBoro Community Partnership, Inc.
- The Bronx Defenders
- The Legal Aid Society
- Urban Justice Center

Appendix 6: Universal Access (UA) ZIP Codes

Bronx	10453, 10457, 10467, 10468, 10462
Brooklyn	11207, 11216, 11221, 11225, 11226
Manhattan	10025, 10026, 10027, 10429, 10031, 10034
Queens	11373, 11433, 11434, 11385, 11691
Staten Island	10302, 10303, 10314, 10310

Appendix 7: ActionNYC Providers

- Association for Neighborhood and Housing Development
- Atlas: DIY Corporation
- BronxWorks
- CAMBA Legal Services, Inc.
- Caribbean Women’s Health Association, Inc.
- Carroll Gardens Association
- CASA
- Catholic Charities Community Services, Archdiocese of New York
- Catholic Legal Immigration Network, Inc.
- Center for Family Life
- Center for Popular Democracy
- Center for the Integration and Advancement of New Americans, Inc.
- Chhaya Community Development Corporation
- Chinese-American Planning Council, Inc.
- City University of New York
- Council of Peoples Organization, Inc.
- El Centro
- Gay Men’s Health Crisis, Inc.
- Immigration Advocates Network
- Immigrant Justice Corps, Inc.
- Jacob A. Riis Neighborhood Settlement
- Korean Community Services of Metropolitan New York
- LSA Family Health Service
- Lutheran Social Services of New York
- Make the Road New York
- Mercy Center
- MinKwon Center for Community Action, Inc.
- New York Immigration Coalition
- New York Legal Assistance Group, Inc.
- Northern Manhattan Improvement Corporation
- NYC Department of Education
- NYC Health + Hospitals
- Sauti Yetu Center for African Women, Inc.
- Street Vendor Project UnLocal

Appendix 8: Immigrant Opportunity Initiative (IOI) Program Providers

- African Services Committee, Inc.
- Kids in Need of Defense
- Asian Americans for Equality, Inc.
- Legal Services NYC
- Association of the Bar of the City of New York Fund, Inc.
- Make the Road New York
- Atlas DIY Corporation
- Mobilization for Justice, Inc.
- Boro Park Jewish Community Council
- New York Legal Assistance Group, Inc.
- Boys & Girls Club of Metro Queens, Inc.
- Northern Manhattan Coalition for Immigrant Rights
- Brooklyn Chinese-American Association, Inc.
- Northern Manhattan Improvement Corporation
- Brooklyn Defender Services
- Polish and Slavic Center, Inc.
- CAMBA Legal Services, Inc.
- Queens Community House, Inc.
- Caribbean Women's Health Association, Inc.
- Safe Horizon, Inc.
- Catholic Charities Communities Services, Archdiocese of New York
- Safe Passage Project Corporation
- Catholic Migration Services, Inc.
- Sanctuary for Families, Inc.
- Central American Legal Assistance
- SBH Community Service Network, Inc. (Sephardic Bikur Cholim)
- Comprehensive Development, Inc.
- Southside Community Mission, Inc.
- Council of Jewish Organizations of Flatbush, Inc.
- TakeRoot Justice
- The Ansob Center for Refugees
- Emerald Isle Immigration Center, Inc.
- The Bronx Defenders
- Gay Men's Health Crisis, Inc.
- The Door – A Center for Alternatives, Inc.
- HANAC Inc.
- The Legal Aid Society
- HIV Law Project, Inc.
- United Jewish Organizations of Williamsburg, Inc.
- Housing Conservation Coordinators, Inc.
- Urban Justice Center
- Immigrant Justice Corps, Inc.
- West Bronx Housing and Neighborhood Resource Center, Inc.
- Youth Ministries for Peace and Justice, Inc.

Appendix 9: New York Immigrant Family Unity Project (NYIFUP) Providers

- Brooklyn Defender Services
- The Bronx Defenders
- The Legal Aid Society

Appendix 10: Immigrant Child Advocates' Relief Effort (ICARE) / Unaccompanied Minors and Families Initiative (UMFI) Legal Services Providers

- Catholic Charities Community Services, Archdiocese of New York
- Central American Legal Assistance
- Safe Passage Project Corporation
- The Door – A Center for Alternatives, Inc.
- The Legal Aid Society
- Kids in Need of Defense, Inc.

Appendix 11: Community Service Block Grant (CSBG)-Funded Legal Services Providers

Services for Victims of Domestic Violence and Trafficking

- Sanctuary for Families, Inc.
- Urban Justice Center

Services for Immigrants

- Bronx Legal Services (Legal Services NYC)
- Brooklyn Defender Services
- CAMBA Legal Services, Inc.
- Queens Legal Services (Legal Services NYC)
- New York Legal Assistance Group, Inc.
- Northern Manhattan Improvement Corporation
- Queens Legal Services Corporation
- Sauti Yetu Center for African Women, Inc.
- Youth Ministries for Peace and Justice, Inc.
- Services for Immigrant Workers
- Catholic Migration Services, Inc.
- Make the Road New York
- Take Root Justice
- Urban Justice Center

Services for Immigrant Youth

- Brooklyn Defender Services
- The Door – A Center for Alternatives, Inc.

Appendix 12: Program Providers and Partners - Legal Services for Immigrant Survivors of Domestic Violence

- Barrier Free Living
- Caribbean Women's Health Association
- El Centro Del Inmigrante NYC
- Nuevo Amanecer Dominican Women's Development Center
- Puerto Rican Family Institute
- Sanctuary for Families, Inc.
- Urban Justice Center
- Violence Intervention Program Community Services

Appendix 13: Legal Services for Low-Wage Workers Providers

- Legal Services NYC
- Make the Road New York
- Mobilization for Justice, Inc.
- New Immigrant Community Empowerment
- New York Committee for Occupational Safety and Health
- New York Legal Assistance Group, Inc.
- Renaissance Technical Institute, Inc.
- The Legal Aid Society
- Urban Justice Center