


Five ways to keep your building fire safe

Whether you're a property owner or tenant, make sure you're aware of these safety rules:



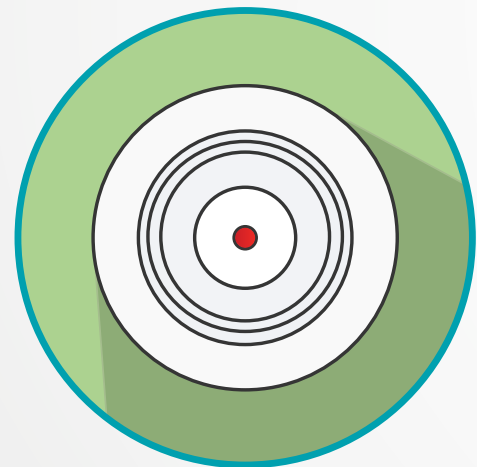
1. Self-Closing Doors

All residential buildings with 3 or more apartments must have self-closing doors. Ensure apartment door opens from inside without a key and is free of obstructions.



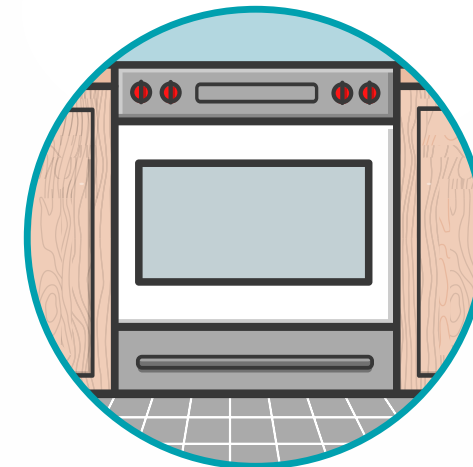
4. Clear & Unobstructed Exits

Exits must be clear of obstacles on fire escapes, in hallways & by all building entrance doors, including roof doors. Only approved security gates that open without a key may be installed on fire-escape windows or secondary grade level exits.



2. Smoke Alarms

Property owners must provide & install smoke detectors. Detectors should be maintained by the tenant, including testing and replacing batteries.



5. Stove Knob Covers

Property owners must provide stove knob covers for gas-powered stoves where they know or reasonably should know that a child under the age of six resides. They must also provide stove knob covers to any households that request them.



3. Fire Escape Plan

Property owners must post plans on the inside of every apartment door, common area, and distribute them to each unit, to new tenants & annually during fire prevention week.

More Tenant Tips:

Contact the property owner of your building if your front door doesn't self-close, you don't have a functional smoke alarm, obstacles block your exits that aren't your own, or you don't have stove knob covers you need.

If the issue is not corrected, you can register a complaint with 311.

And remember: it's illegal to install key-locked window gates on fire escapes & double cylinder locks.