

# NYC BUILD IT BACK

**Stronger & Safer**

## HOME DESIGN SELECTION BROCHURE

**For Repair Program Homeowners**



Michael R. Bloomberg  
Mayor

Housing  
Recovery

Brad Gair  
Director of Housing Recovery Operations

# Contents

<b>Information</b>	<b>4</b>
<b>Checklist</b>	<b>6</b>
<b>CHAPTER 2</b>	
<b>Appliances</b>	<b>14</b>
<b>Cabinets &amp; Countertops</b>	<b>18</b>
<b>Bath</b>	<b>20</b>
<b>Doors</b>	<b>22</b>
<b>Floors</b>	<b>24</b>
<b>Lights &amp; Fans</b>	<b>28</b>
<b>Exterior</b>	<b>30</b>

# Homeowner Information

The NYC Build it Back Repair program provides assistance to eligible New Yorkers whose homes have suffered minor and substantial damage from Hurricane Sandy. Depending on your home's level of damage, you can play a key role in designing some of the repairs.

## Add Your Design Touch to Your Repairs

Build it Back Design Specialists and a Build it Back Contractor will visit your home for a Design Consultation meeting. At this meeting, Design Specialists will work with you and your Contractor to fully assess your repair needs and develop construction plans. The Design Specialists will determine which items in this brochure you are eligible to receive and finalize the materials needed for your repair. Depending on the results of your assessment and what needs to be repaired in your home, some items will require your design touch, including:

- › Kitchen cabinets, countertops and sink
- › Kitchen appliances
- › Bathroom toilets and sinks
- › Lighting and ceiling fans
- › Flooring
- › Interior and exterior doors
- › Exterior siding or paint color
- › Roofing color

Your Design Specialist will review your selections with you at the meeting and incorporate them into your repair work.

### Explore the Brochure and Make Your Selections

This brochure includes all possible items that you may have a choice in selecting for your home. Your Design Specialist will tell you which items you are eligible to receive in your home. Use your Home Design Checklist on page 6 to select the style and/or color of these items that you prefer in each room of your home.

Please note: The pictures throughout this brochure show examples of room designs and some items that may be installed in homes repaired by the Build it Back program. The design of your room(s) and the exact items that will be installed may vary.

# Checklist

The Design Specialist will determine the eligible items that you can customize and will help you make your final choices at the Design Consultation. However, it is important that you review this brochure before the meeting.

Based on the repairs you think your home needs, select the styles and/or colors that you prefer. For example, if your kitchen was flooded and needs repair, choose the style and/or color you like for the kitchen appliances, floors, cabinets and sinks.

## Kitchen Appliances

### Refrigerator:

Choose top or bottom freezer and one color.

#### Top Freezer

- ☐ White
- ☐ Black
- ☐ Silver

#### Bottom Freezer

- ☐ White
- ☐ Black

### Dishwasher:

Choose one color.

- ☐ White
- ☐ Black
- ☐ Silver

### Range:

Choose electric or gas and one color.

#### Electric

- ☐ White
- ☐ Black
- ☐ Silver

#### Gas

- ☐ White
- ☐ Black
- ☐ Silver

### Over the Range:

Choose microwave or hood fan and one color.

#### Microwave

- ☐ White
- ☐ Black
- ☐ Silver

#### Hood Fan

- ☐ White
- ☐ Black
- ☐ Silver

# Kitchen (continued)

## Cabinets:

Choose one style and one color.

### Door Style

- ☐ Beaded
- ☐ Recessed
- ☐ Slab

### Color

- ☐ White
- ☐ Natural
- ☐ Medium Brown
- ☐ Dark Brown-Black

## Countertop:

Choose one color.

- ☐ White
- ☐ Tan
- ☐ Brown
- ☐ Gray-Black

## Sink:

Choose one model. Note: Double sink requires wider base cabinet and is only available if space permits.

- ☐ Single
- ☐ Double

## Floor:

Choose ceramic, plank or tile and one color.

### Ceramic

- ☐ White
- ☐ Gray
- ☐ Black
- ☐ Checkerboard

### Wood Look

#### Vinyl Plank

- ☐ Light
- ☐ Medium
- ☐ Dark

### Vinyl Tile

- ☐ White
- ☐ Gray
- ☐ Black
- ☐ Blue

## Light:

Choose one model.

- ☐ Traditional
- ☐ Modern

# Bathroom One

## Toilet:

Choose one style.

- ☐ Standard-height/1.28-gal Single-flush
- ☐ Comfort-height/Dual-flush

## Sink:

Choose one style.

- ☐ Cabinet
- ☐ Pedestal

## Floor:

Choose one color.

- ☐ White
- ☐ Gray
- ☐ Black
- ☐ Checkerboard
- ☐ Hexagon

# Bathroom Two (if applicable)

## Toilet:

Choose one style.

- ☐ Standard-height/1.28-gal Single-flush
- ☐ Comfort-height/Dual-flush

## Sink:

Choose one style.

- ☐ Cabinet
- ☐ Pedestal

## Floor:

Choose one color.

- ☐ White
- ☐ Gray
- ☐ Black
- ☐ Checkerboard
- ☐ Hexagon

# Foyer Area (if separate from living room)

## Floor:

Choose carpet, plank or tile and one color.

<b>Carpet</b>	<b>Wood Look Vinyl Plank</b>	<b>Vinyl Tile</b>
<input type="checkbox"/> Sand	<input type="checkbox"/> Light	<input type="checkbox"/> White
<input type="checkbox"/> Tan	<input type="checkbox"/> Medium	<input type="checkbox"/> Black
<input type="checkbox"/> Brown	<input type="checkbox"/> Dark	<input type="checkbox"/> Blue
<input type="checkbox"/> Chocolate		<input type="checkbox"/> Gray
<input type="checkbox"/> Blue		
<input type="checkbox"/> Moss		
<input type="checkbox"/> Forest		
<input type="checkbox"/> Wine Red		

# Dining & Living Room

## Dining Room Light:

Choose one style.

- ☐ Pendant
- ☐ Uplight
- ☐ Modern
- ☐ Traditional

## Living Room Light:

Choose fan in one color or light in one style.

<b>Fan</b>	<b>Light</b>
<input type="checkbox"/> White	<input type="checkbox"/> Pendant
<input type="checkbox"/> Brown	<input type="checkbox"/> Uplight
	<input type="checkbox"/> Modern
	<input type="checkbox"/> Traditional

# Dining & Living Room (continued)

## Floor:

Choose carpet or plank and one color.

<b>Carpet</b>		<b>Wood Look Vinyl Plank</b>
<input type="checkbox"/> Sand	<input type="checkbox"/> Blue	<input type="checkbox"/> Light
<input type="checkbox"/> Tan	<input type="checkbox"/> Moss	<input type="checkbox"/> Medium
<input type="checkbox"/> Brown	<input type="checkbox"/> Forest	<input type="checkbox"/> Dark
<input type="checkbox"/> Chocolate	<input type="checkbox"/> Wine Red	

# Bedroom One

## Light:

Choose fan in one color or standard light.

<b>Fan</b>	<b>Ceiling Light</b>
<input type="checkbox"/> White	<input type="checkbox"/> Standard
<input type="checkbox"/> Brown	

## Floor:

Choose carpet or plank and one color.

<b>Carpet</b>		<b>Wood Look Vinyl Plank</b>
<input type="checkbox"/> Sand	<input type="checkbox"/> Blue	<input type="checkbox"/> Light
<input type="checkbox"/> Tan	<input type="checkbox"/> Moss	<input type="checkbox"/> Medium
<input type="checkbox"/> Brown	<input type="checkbox"/> Forest	<input type="checkbox"/> Dark
<input type="checkbox"/> Chocolate	<input type="checkbox"/> Wine Red	

# Bedroom Two

## Light:

Choose fan in one color or standard light.

- Fan**  
☐ White  
☐ Brown
- Ceiling Light**  
☐ Standard

## Floor:

Choose carpet or plank and one color.

- Carpet**  
☐ Sand  
☐ Tan  
☐ Brown  
☐ Chocolate
- ☐ Blue  
☐ Moss  
☐ Forest  
☐ Wine Red
- Wood Look Vinyl Plank**  
☐ Light  
☐ Medium  
☐ Dark

# Doors

## Interior:

Choose one style.

- ☐ Flush
- ☐ Frame
- ☐ Ladder

## Exterior (steel only):

Choose one style.

- ☐ Flush
- ☐ 3-Panel Glass
- ☐ 6-Panel Opaque
- ☐ 6-Panel Glass

# Exterior

## Siding:

Choose vinyl or cement fiber and one color.

- Vinyl**  
☐ White  
☐ Sand  
☐ Olive  
☐ Slate Blue  
☐ Brick Red
- Cement Fiber**  
☐ White  
☐ Beige  
☐ Mustard  
☐ Forest Green  
☐ Slate Blue  
☐ Red  
☐ Brown  
☐ Gray

## Roof:

Choose one color.




- ☐ White
- ☐ Gray
- ☐ Tan
- ☐ Brown
- ☐ Black

# Appliances



## Refrigerators

### Top Freezer




- > White 
- > Silver 
- > Black 

### Bottom Freezer

- > White 
- > Black 






## Dishwashers

- > White 
- > Silver 
- > Black 






## Ranges

### Electric

- > White 
- > Silver 
- > Black 

### Gas

- > White 
- > Silver 
- > Black 



# Appliances

## Over the Range

### Microwave



> White



> Silver



> Black



### Hood Fan



> White



> Silver



> Black



## Kitchen Sinks



> Single

> Double\*

\* Requires wider base cabinet and is only available if space permits.

# Cabinets & Countertops





The design of your room(s) and the exact items that will be installed will vary from the illustration below.



## Cabinets







### Beaded

- > White 
- > Natural 
- > Medium Brown 
- > Dark Brown-Black 



### Recessed

- > White 
- > Natural 
- > Medium Brown 
- > Dark Brown-Black 



### Slab

- > White 
- > Natural 
- > Medium Brown 
- > Dark Brown-Black 

## Countertops



### > White



### > Tan



### > Brown



### > Gray-Black

# Bath

The design of your room(s) and the exact items that will be installed will vary from the illustration below.




## Toilets




> Standard-height  
1.28-gal Single-flush

> Comfort-height  
Dual-flush

## Floor




> White




> Gray



> Black



> Checkerboard



> Hexagon

## Bathroom Sinks



> Cabinet



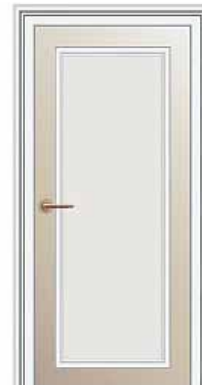
> Pedestal

# Doors

## Interior



› Flush



› Frame



› Ladder

## Exterior (steel only)



› Flush



› 3-Panel Glass



› 6-Panel Opaque



› 6-Panel Glass

# Floors

## Living/Dining/Bedroom


### Carpeting




› Sand




› Tan




› Brown



› Chocolate




› Blue



› Moss



› Forest



› Wine Red

### Wood Look Vinyl Plank



› Light



› Medium



› Dark




# Floors

The design of your room(s) and the exact items that will be installed will vary from the illustration below.




## Kitchen


### Ceramic




> White



> Gray



> Black



> Checkerboard

### Vinyl Tile



> White



> Black



> Blue



> Gray

### Wood Look Vinyl Plank



> Light



> Medium



> Dark

# Lights & Fans

## Kitchen/Dining Room/Living Room

---



➤ Modern



➤ Traditional

## Dining Room/Living Room

---



➤ Pendant



➤ Uplight

## Living Room/Bedroom

---



➤ White



➤ Brown

# Exterior

## Roof

---



› White



› Gray



› Tan



› Brown



› Black



# Exterior

## Vinyl Siding

---



› White



› Sand



› Olive



› Slate Blue



› Brick Red

## Cement Fiber Siding

---



› White



› Beige



› Mustard



› Forest Green



› Slate Blue



› Red



› Brown



› Gray

Notes

# nyc.gov/builditback



@NYCBUILDITBACK

PRINTED ON

100%

RECYCLED PAPER  
PLEASE RECYCLE!



**NYC**<sup>TM</sup> Housing  
Recovery



WE ARE PLEDGED TO THE LETTER AND SPIRIT OF U.S. POLICY FOR THE ACHIEVEMENT OF EQUAL HOUSING OPPORTUNITY THROUGHOUT THE NATION. WE ENCOURAGE AND SUPPORT AN AFFIRMATIVE ADVERTISING AND MARKETING PROGRAM IN WHICH THERE ARE NO BARRIERS TO OBTAINING HOUSING BECAUSE OF RACE, COLOR, RELIGION, SEX, HANDICAP, FAMILIAL STATUS, OR NATIONAL ORIGIN.