



FDNY Community Risk Assessment

Manhattan Community Board 1

FINANCIAL DISTRICT & TRIBECA



What is the risk of a residential building fire?

170

Residential structural fires per 100,000 people

NYC: 231

2.0

Civilian residential fire injuries per 100,000 people

NYC: 8.8

4.4%

Percentage of residential structural fires reaching all hands or greater


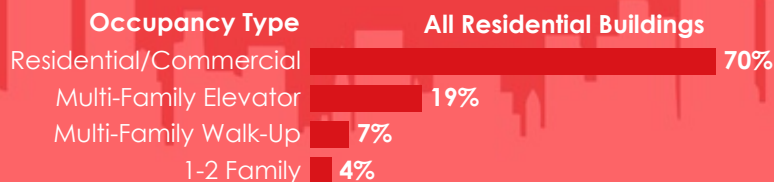
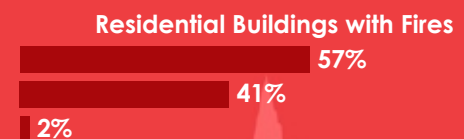
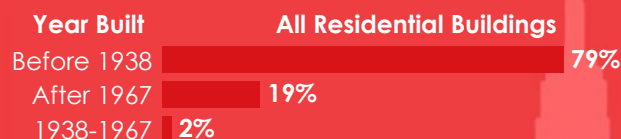
NYC: 7.8%

0.5%

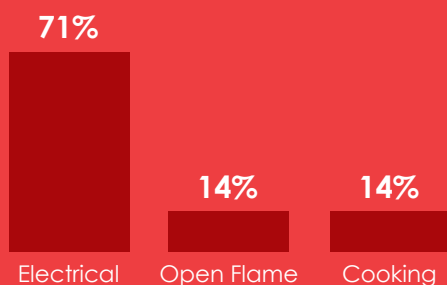
Percentage of fires resulting in residents displaced and housed by the Red Cross

NYC: 4.6%

In what types of buildings do residential fires occur?



What are the top three causes of accidental residential fires?



How many lives have been lost to residential fires?



What about lithium ion battery fires?



FDNY Community Risk Assessment

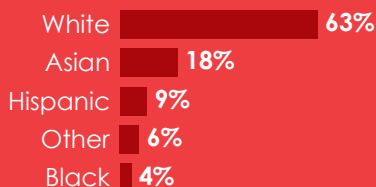
MN01: FINANCIAL DISTRICT & TRIBECA

Who lives in the neighborhood?

78,390
residents

36,457
housing units

Race/Ethnicity



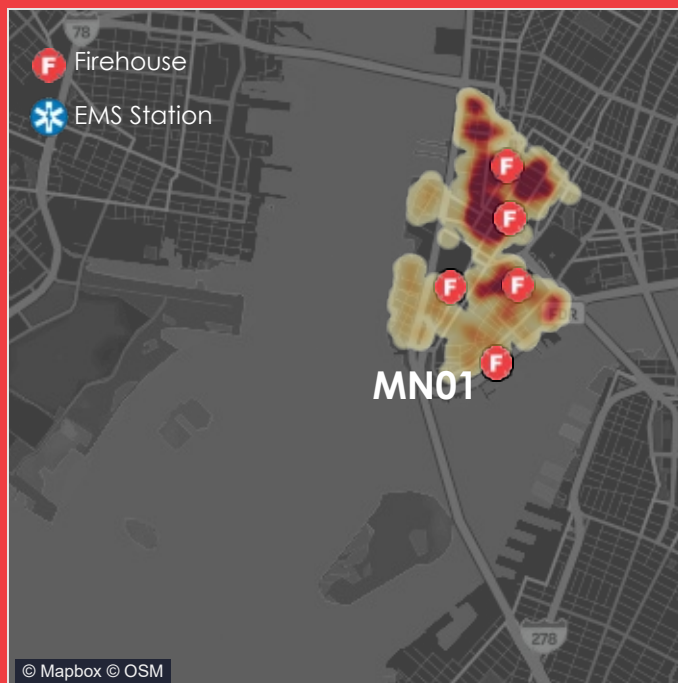
Age



Social and Economic Indicators

- 6% Live in poverty (17% NYC)
- 6% Live legally in crowded conditions (9% NYC)
- 39% Are overburdened by the cost of rent (49% NYC)
- 5% Live with a disability (12% NYC)
- 6% Speak limited English (23% NYC)
(most speak Chinese or Spanish instead)

Where is the highest risk for residential building fire?



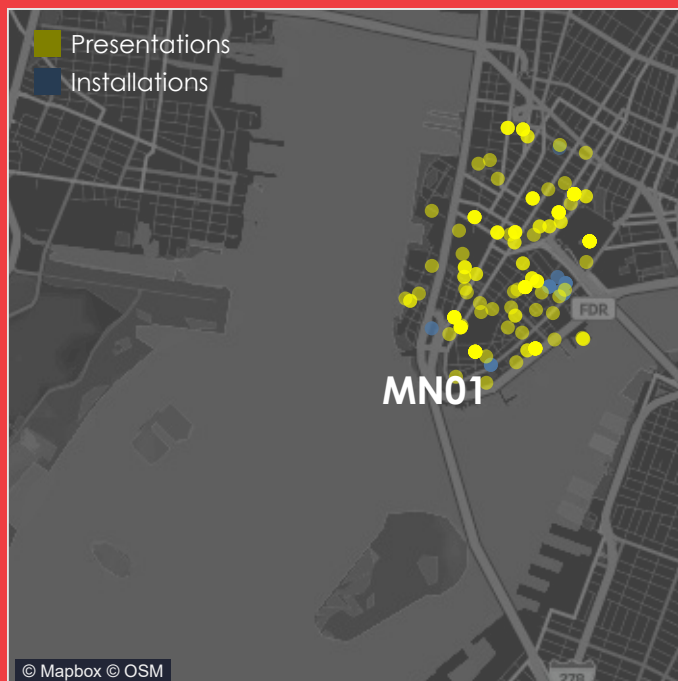
What has the FDNY done to reduce the impact of fire in MN01?

The FDNY gave **205** Fire Safety Education Presentations over the past five years at a variety of locations



28 free smoke alarms in **14** households were installed over the past five years through a partnership with the FDNY Foundation and the American Red Cross

Fire Safety Education Presentations and Smoke Alarm Installations



Sources: FDNY Data Warehouse 2020–2024; American Red Cross 2020–2024; U.S. Census Bureau, Census 2020 and American Community Survey 2023 5-Year Estimates.

For more information visit <https://www1.nyc.gov/fdny>



FDNY Community Risk Assessment

Manhattan Community Board 2

GREENWICH VILLAGE & SOHO



What is the risk of a residential building fire?

210

Residential structural
fires per 100,000
people

NYC: 231

4.1

Civilian residential fire
injuries per 100,000
people

NYC: 8.8

7.6%

Percentage of residential
structural fires reaching
all hands or greater

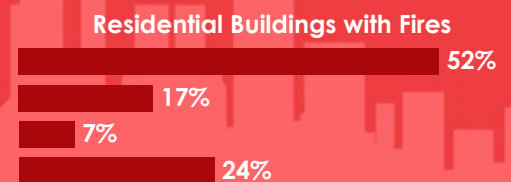
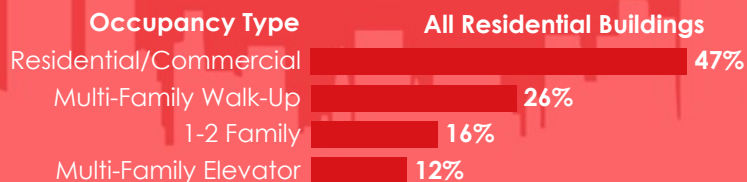
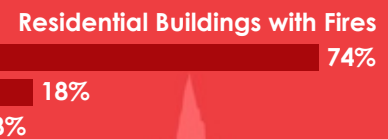
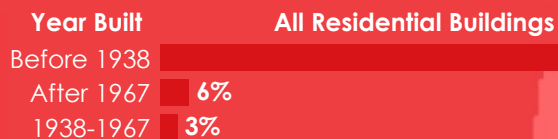
NYC: 7.8%

1.0%

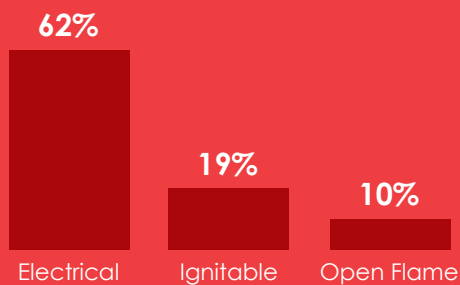
Percentage of fires resulting
in residents displaced and
housed by the Red Cross

NYC: 4.6%

In what types of buildings do residential fires occur?



What are the top three causes of accidental residential fires?



How many lives have been lost to residential fires?



What about lithium ion battery fires?



FDNY Community Risk Assessment

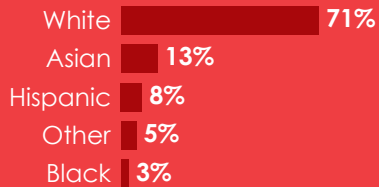
MN02: GREENWICH VILLAGE & SOHO

Who lives in the neighborhood?

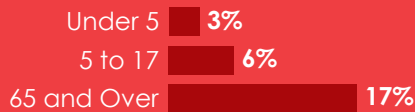
92,445
residents

50,806
housing units

Race/Ethnicity



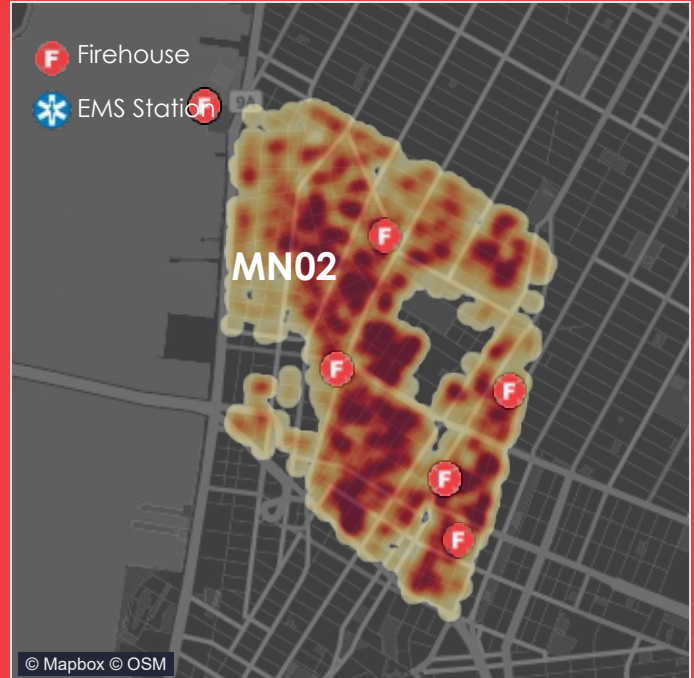
Age



Social and Economic Indicators

- 8% Live in poverty (17% NYC)
- 4% Live legally in crowded conditions (9% NYC)
- 39% Are overburdened by the cost of rent (49% NYC)
- 7% Live with a disability (12% NYC)
- 6% Speak limited English (23% NYC)
(most speak Chinese or Spanish instead)

Where is the highest risk for residential building fire?



What has the FDNY done to reduce the impact of fire in MN02?

The FDNY gave **114** Fire Safety Education Presentations over the past five years at a variety of locations



34 free smoke alarms in **16** households were installed over the past five years through a partnership with the FDNY Foundation and the American Red Cross

Fire Safety Education Presentations and Smoke Alarm Installations



Sources: FDNY Data Warehouse 2020–2024; American Red Cross 2020–2024; U.S. Census Bureau, Census 2020 and American Community Survey 2023 5-Year Estimates.

For more information visit <https://www1.nyc.gov/fdny>



FDNY Community Risk Assessment

Manhattan Community Board 3

LOWER EAST SIDE & CHINATOWN



What is the risk of a residential building fire?

274

Residential structural fires per 100,000 people

NYC: 231

7.0

Civilian residential fire injuries per 100,000 people

NYC: 8.8

5.8%

Percentage of residential structural fires reaching all hands or greater

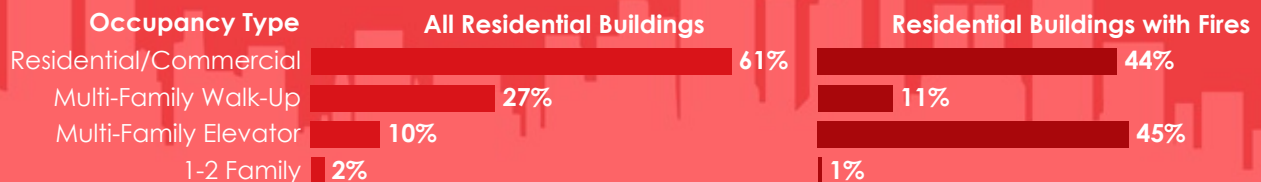
NYC: 7.8%

2.2%

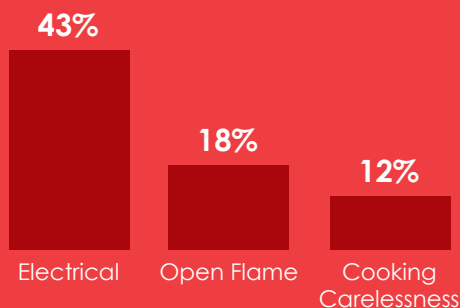
Percentage of fires resulting in residents displaced and housed by the Red Cross

NYC: 4.6%

In what types of buildings do residential fires occur?



What are the top three causes of accidental residential fires?



How many lives have been lost to residential fires?



What about lithium ion battery fires?



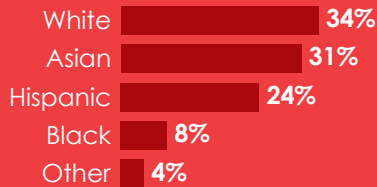
FDNY Community Risk Assessment

MN03: LOWER EAST SIDE & CHINATOWN

Who lives in the neighborhood?

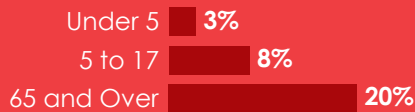
163,141
residents

Race/Ethnicity



76,335
housing units

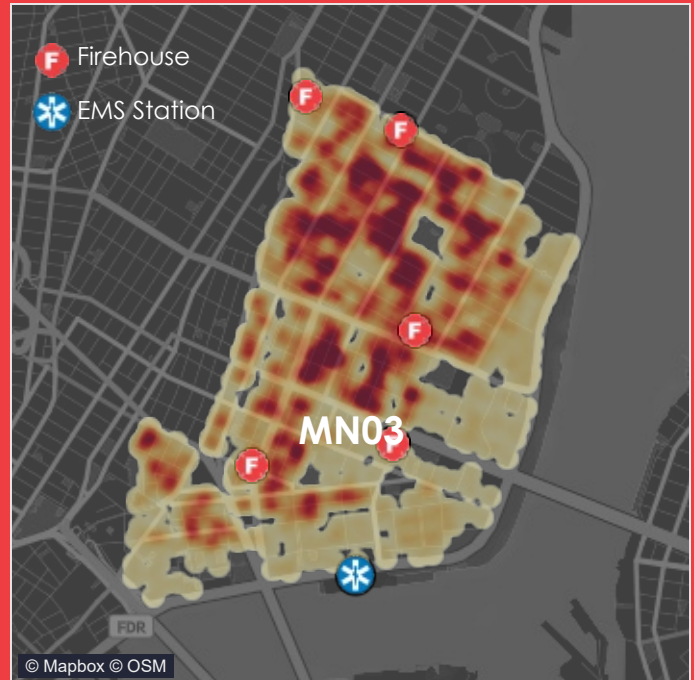
Age



Social and Economic Indicators

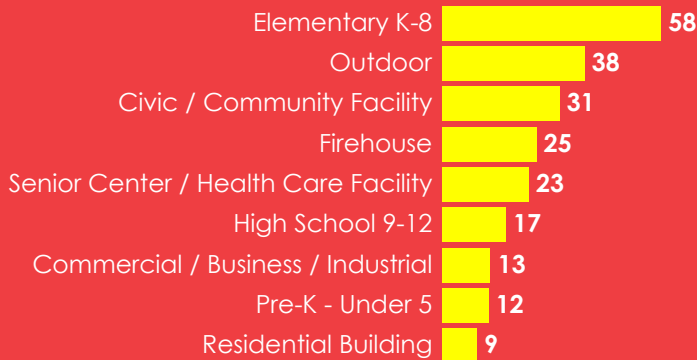
- 25%** Live in poverty (17% NYC)
- 6%** Live legally in crowded conditions (9% NYC)
- 47%** Are overburdened by the cost of rent (49% NYC)
- 14%** Live with a disability (12% NYC)
- 24%** Speak limited English (23% NYC)
(most speak Chinese or Spanish instead)

Where is the highest risk for residential building fire?



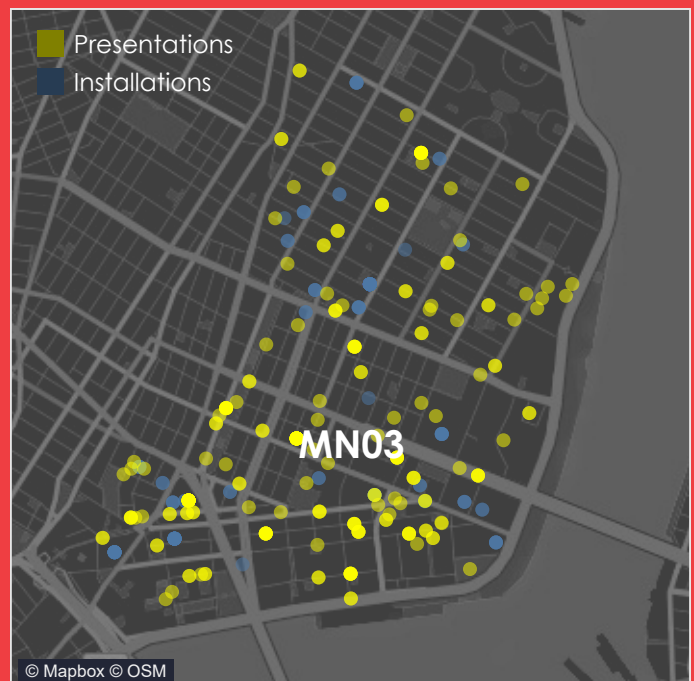
What has the FDNY done to reduce the impact of fire in MN03?

The FDNY gave **226** Fire Safety Education Presentations over the past five years at a variety of locations



271 free smoke alarms in **117** households were installed over the past five years through a partnership with the FDNY Foundation and the American Red Cross

Fire Safety Education Presentations and Smoke Alarm Installations



Sources: FDNY Data Warehouse 2020–2024; American Red Cross 2020–2024; U.S. Census Bureau, Census 2020 and American Community Survey 2023 5-Year Estimates.

For more information visit <https://www1.nyc.gov/fdny>



FDNY Community Risk Assessment

Manhattan Community Board 4

CHELSEA & HELL'S KITCHEN



What is the risk of a residential building fire?

195

Residential structural fires per 100,000 people

NYC: 231

6.8

Civilian residential fire injuries per 100,000 people

NYC: 8.8

8.6%

Percentage of residential structural fires reaching all hands or greater

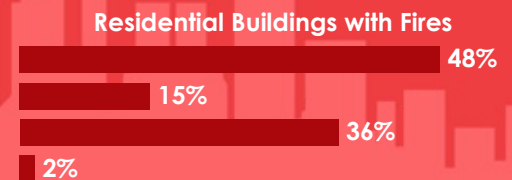
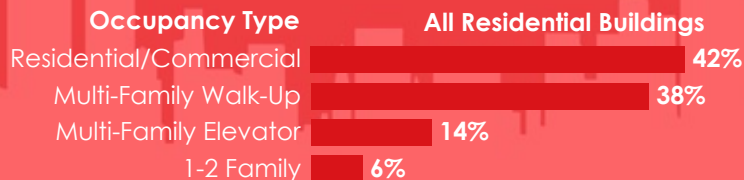
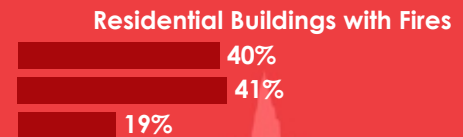
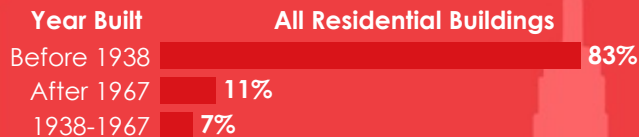
NYC: 7.8%

2.3%

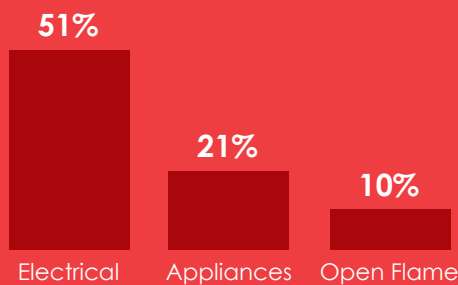
Percentage of fires resulting in residents displaced and housed by the Red Cross

NYC: 4.6%

In what types of buildings do residential fires occur?



What are the top three causes of accidental residential fires?



How many lives have been lost to residential fires?



What about lithium ion battery fires?



FDNY Community Risk Assessment

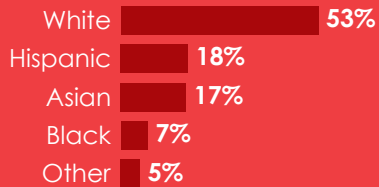
MN04: CHELSEA & HELL'S KITCHEN

Who lives in the neighborhood?

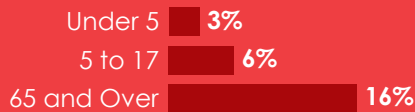
129,265
residents

73,821
housing units

Race/Ethnicity



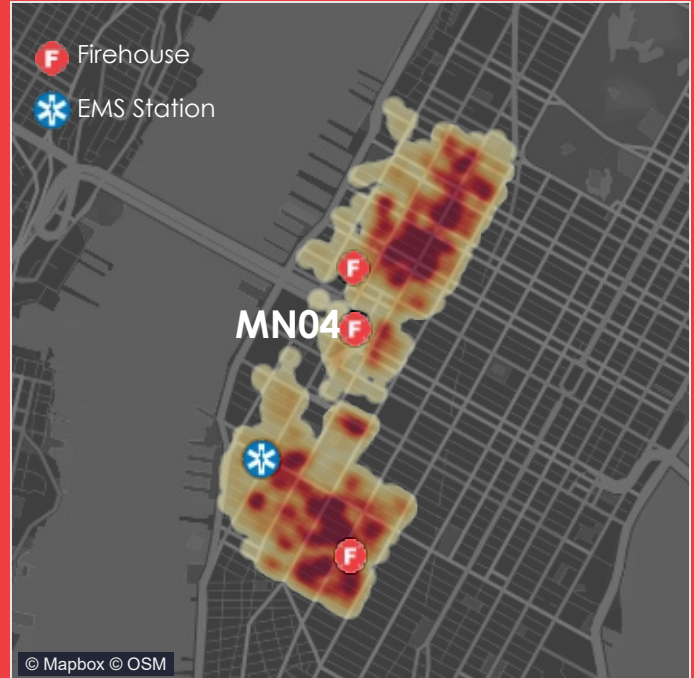
Age



Social and Economic Indicators

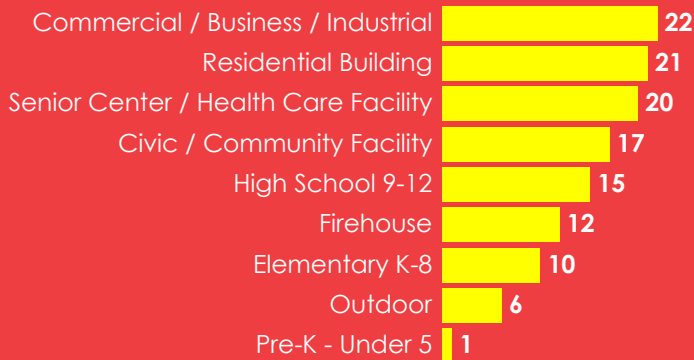
- 11%** Live in poverty (17% NYC)
- 4%** Live legally in crowded conditions (9% NYC)
- 43%** Are overburdened by the cost of rent (49% NYC)
- 12%** Live with a disability (12% NYC)
- 9%** Speak limited English (23% NYC)
(most speak Spanish or Chinese instead)

Where is the highest risk for residential building fire?



What has the FDNY done to reduce the impact of fire in MN04?

The FDNY gave **124** Fire Safety Education Presentations over the past five years at a variety of locations



37 free smoke alarms in **19** households were installed over the past five years through a partnership with the FDNY Foundation and the American Red Cross

Fire Safety Education Presentations and Smoke Alarm Installations



Sources: FDNY Data Warehouse 2020–2024; American Red Cross 2020–2024; U.S. Census Bureau, Census 2020 and American Community Survey 2023 5-Year Estimates.

For more information visit <https://www1.nyc.gov/fdny>



FDNY Community Risk Assessment

Manhattan Community Board 5

MIDTOWN, FLATIRON & UNION SQUARE



What is the risk of a residential building fire?

197

Residential structural
fires per 100,000
people

NYC: 231

5.1

Civilian residential fire
injuries per 100,000
people

NYC: 8.8

9.2%

Percentage of residential
structural fires reaching
all hands or greater

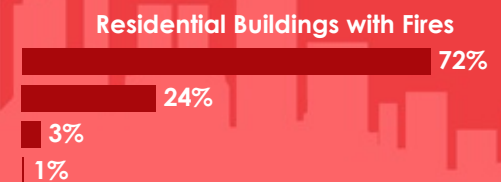
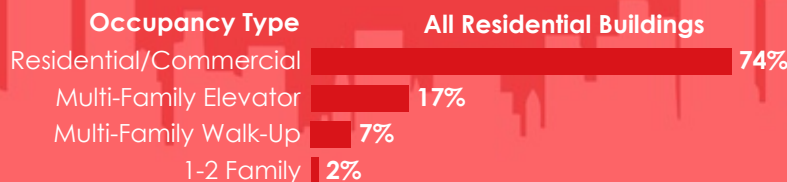
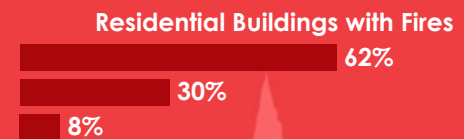
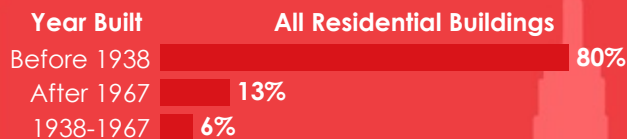
NYC: 7.8%

1.0%

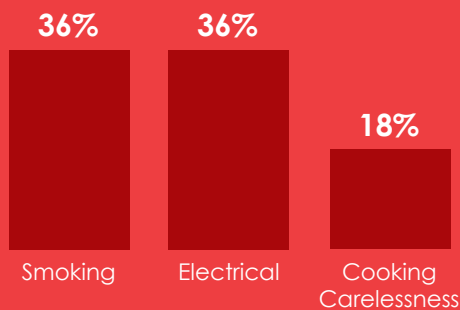
Percentage of fires resulting
in residents displaced and
housed by the Red Cross

NYC: 4.6%

In what types of buildings do residential fires occur?



What are the top three causes of accidental residential fires?



How many lives have been lost to residential fires?



What about lithium ion battery fires?



FDNY Community Risk Assessment

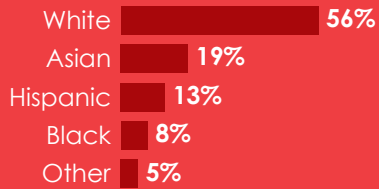
MN05: MIDTOWN, FLATIRON & UNION SQUARE

Who lives in the neighborhood?

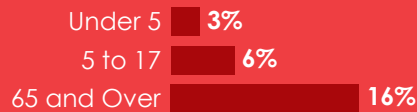
58,789
residents

31,085
housing units

Race/Ethnicity



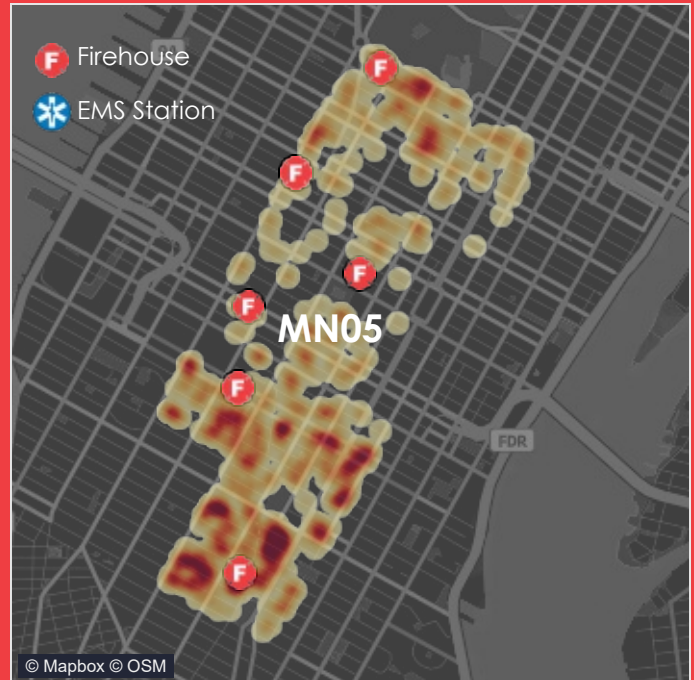
Age



Social and Economic Indicators

- 12%** Live in poverty (17% NYC)
- 3%** Live legally in crowded conditions (9% NYC)
- 38%** Are overburdened by the cost of rent (49% NYC)
- 9%** Live with a disability (12% NYC)
- 5%** Speak limited English (23% NYC)
(most speak Spanish or Chinese instead)

Where is the highest risk for residential building fire?



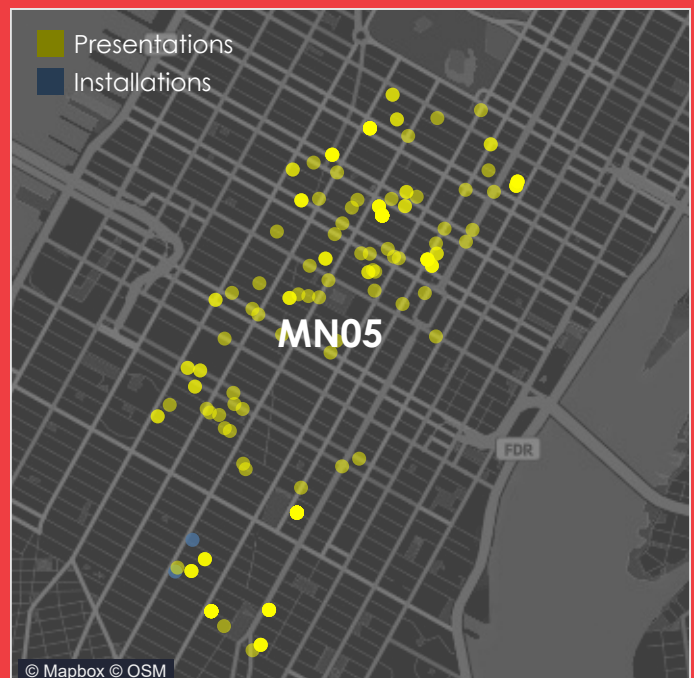
What has the FDNY done to reduce the impact of fire in MN05?

The FDNY gave **257** Fire Safety Education Presentations over the past five years at a variety of locations



4 free smoke alarms in **2** households were installed over the past five years through a partnership with the FDNY Foundation and the American Red Cross

Fire Safety Education Presentations and Smoke Alarm Installations



Sources: FDNY Data Warehouse 2020–2024; American Red Cross 2020–2024; U.S. Census Bureau, Census 2020 and American Community Survey 2023 5-Year Estimates.

For more information visit <https://www1.nyc.gov/fdny>



FDNY Community Risk Assessment

Manhattan Community Board 6

EAST MIDTOWN & MURRAY HILL



What is the risk of a residential building fire?

115

Residential structural fires per 100,000 people

NYC: 231

7.6

Civilian residential fire injuries per 100,000 people

NYC: 8.8

7.8%

Percentage of residential structural fires reaching all hands or greater

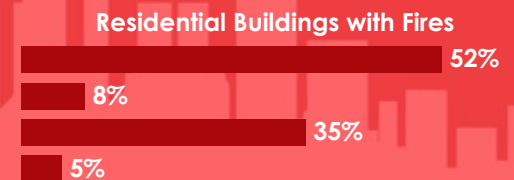
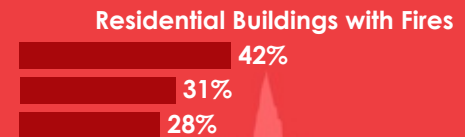
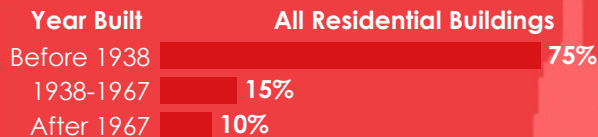
NYC: 7.8%

1.5%

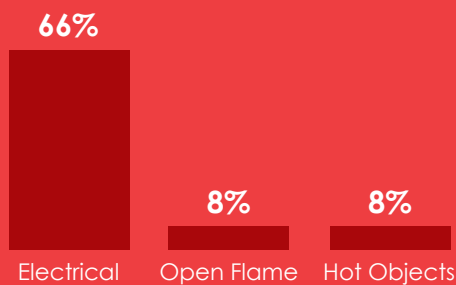
Percentage of fires resulting in residents displaced and housed by the Red Cross

NYC: 4.6%

In what types of buildings do residential fires occur?



What are the top three causes of accidental residential fires?



How many lives have been lost to residential fires?



What about lithium ion battery fires?



FDNY Community Risk Assessment

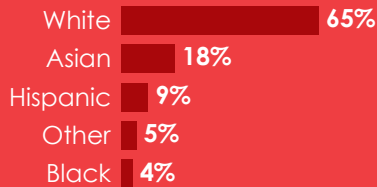
MN06: EAST MIDTOWN & MURRAY HILL

Who lives in the neighborhood?

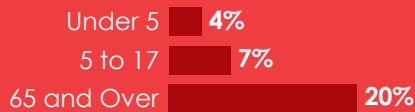
160,425
residents

89,331
housing units

Race/Ethnicity



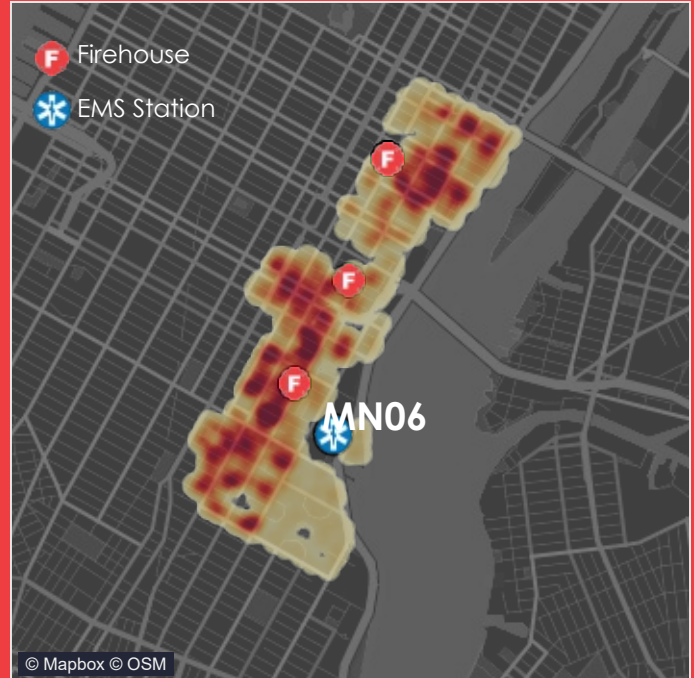
Age



Social and Economic Indicators

- 9% Live in poverty (17% NYC)
- 4% Live legally in crowded conditions (9% NYC)
- 42% Are overburdened by the cost of rent (49% NYC)
- 7% Live with a disability (12% NYC)
- 5% Speak limited English (23% NYC)
(most speak Spanish or Chinese instead)

Where is the highest risk for residential building fire?



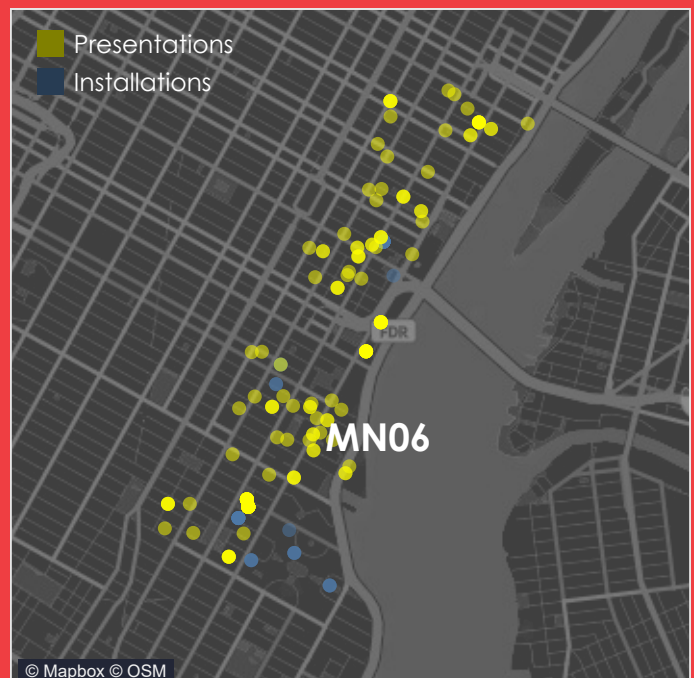
What has the FDNY done to reduce the impact of fire in MN06?

The FDNY gave **188** Fire Safety Education Presentations over the past five years at a variety of locations



134 free smoke alarms in **51** households were installed over the past five years through a partnership with the FDNY Foundation and the American Red Cross

Fire Safety Education Presentations and Smoke Alarm Installations



Sources: FDNY Data Warehouse 2020–2024; American Red Cross 2020–2024; U.S. Census Bureau, Census 2020 and American Community Survey 2023 5-Year Estimates.

For more information visit <https://www1.nyc.gov/fdny>



FDNY Community Risk Assessment

Manhattan Community Board 7

UPPER WEST SIDE



What is the risk of a residential building fire?

152

Residential structural fires per 100,000 people

NYC: 231

6.0

Civilian residential fire injuries per 100,000 people

NYC: 8.8

6.6%

Percentage of residential structural fires reaching all hands or greater

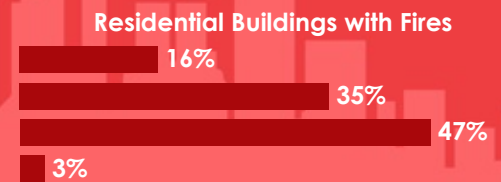
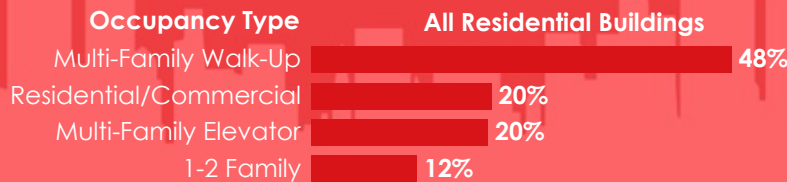
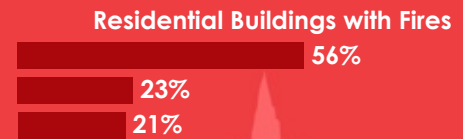
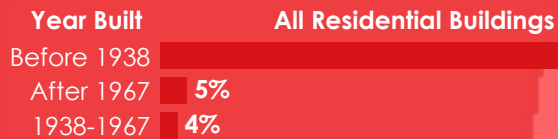
NYC: 7.8%

1.4%

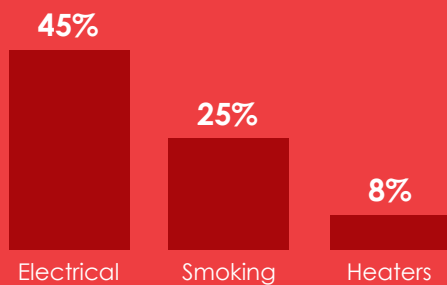
Percentage of fires resulting in residents displaced and housed by the Red Cross

NYC: 4.6%

In what types of buildings do residential fires occur?



What are the top three causes of accidental residential fires?



How many lives have been lost to residential fires?



What about lithium ion battery fires?



FDNY Community Risk Assessment

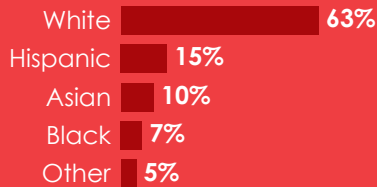
MN07: UPPER WEST SIDE

Who lives in the neighborhood?

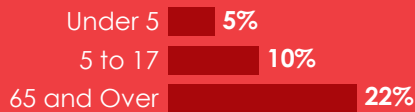
224,215
residents

111,950
housing units

Race/Ethnicity



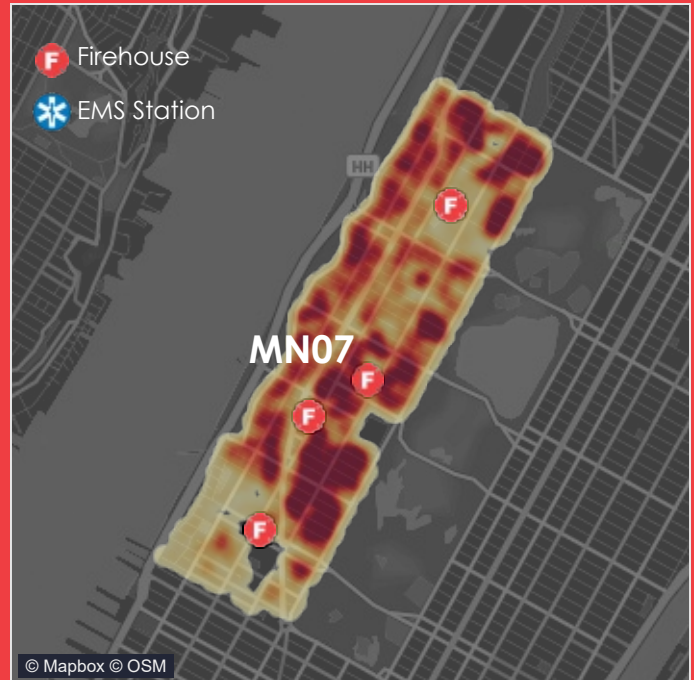
Age



Social and Economic Indicators

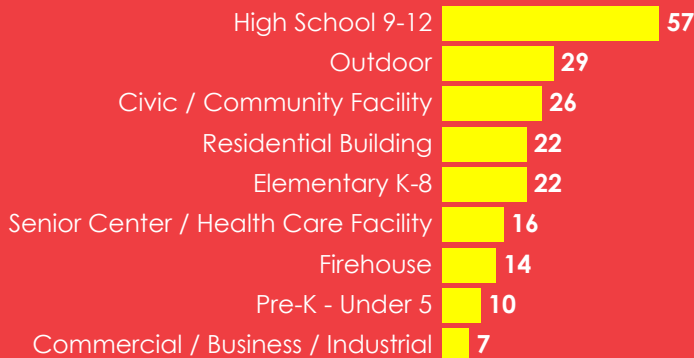
- 11%** Live in poverty (17% NYC)
- 4%** Live legally in crowded conditions (9% NYC)
- 42%** Are overburdened by the cost of rent (49% NYC)
- 10%** Live with a disability (12% NYC)
- 7%** Speak limited English (23% NYC)
(most speak Spanish or Chinese instead)

Where is the highest risk for residential building fire?



What has the FDNY done to reduce the impact of fire in MN07?

The FDNY gave **203** Fire Safety Education Presentations over the past five years at a variety of locations



165 free smoke alarms in **71** households were installed over the past five years through a partnership with the FDNY Foundation and the American Red Cross

Fire Safety Education Presentations and Smoke Alarm Installations



Sources: FDNY Data Warehouse 2020–2024; American Red Cross 2020–2024; U.S. Census Bureau, Census 2020 and American Community Survey 2023 5-Year Estimates.

For more information visit <https://www1.nyc.gov/fdny>



FDNY Community Risk Assessment

Manhattan Community Board 8

UPPER EAST SIDE & ROOSEVELT ISLAND



What is the risk of a residential building fire?

132

Residential structural fires per 100,000 people

NYC: 231

3.4

Civilian residential fire injuries per 100,000 people

NYC: 8.8

6.0%

Percentage of residential structural fires reaching all hands or greater

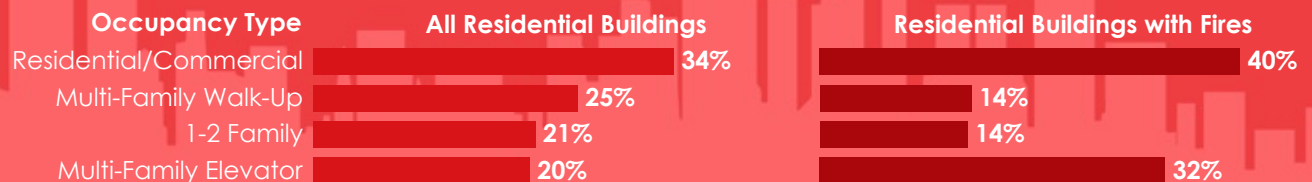
NYC: 7.8%

1.2%

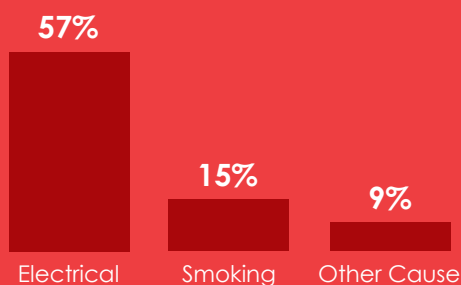
Percentage of fires resulting in residents displaced and housed by the Red Cross

NYC: 4.6%

In what types of buildings do residential fires occur?



What are the top three causes of accidental residential fires?



How many lives have been lost to residential fires?



What about lithium ion battery fires?



FDNY Community Risk Assessment

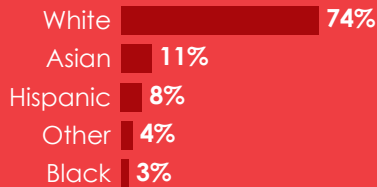
MN08: UPPER EAST SIDE & ROOSEVELT ISLAND

Who lives in the neighborhood?

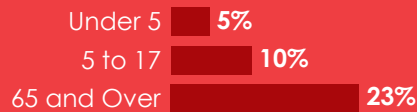
231,983
residents

122,565
housing units

Race/Ethnicity



Age




Social and Economic Indicators

- 8% Live in poverty (17% NYC)
- 4% Live legally in crowded conditions (9% NYC)
- 39% Are overburdened by the cost of rent (49% NYC)
- 9% Live with a disability (12% NYC)
- 6% Speak limited English (23% NYC)
(most speak Spanish instead)

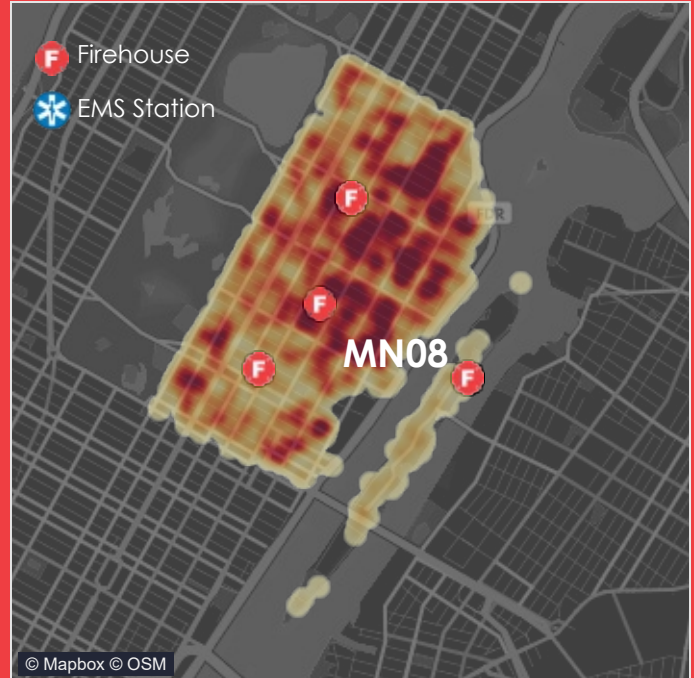
What has the FDNY done to reduce the impact of fire in MN08?

The FDNY gave **188** Fire Safety Education Presentations over the past five years at a variety of locations

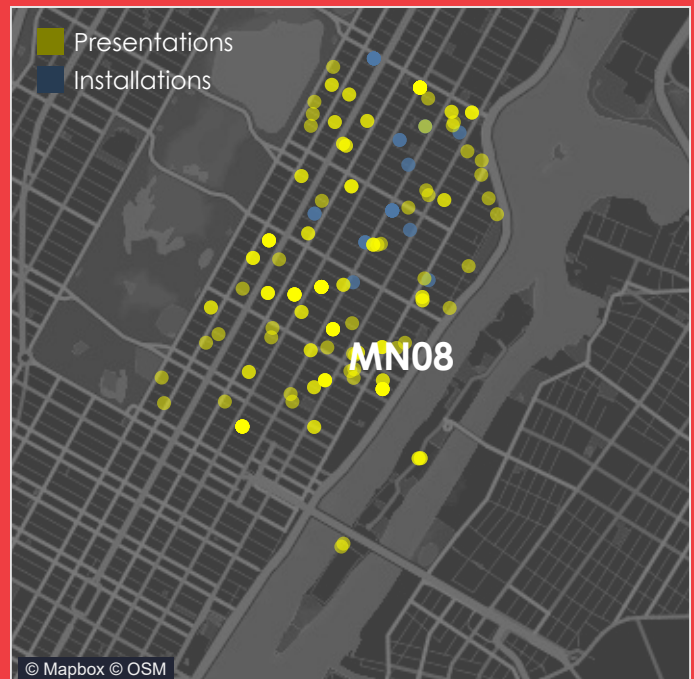


44 free smoke alarms in **19** households were installed over the past five years through a partnership with the FDNY Foundation and the American Red Cross

Where is the highest risk for residential building fire?



Fire Safety Education Presentations and Smoke Alarm Installations



Sources: FDNY Data Warehouse 2020–2024; American Red Cross 2020–2024; U.S. Census Bureau, Census 2020 and American Community Survey 2023 5-Year Estimates.

For more information visit <https://www1.nyc.gov/fdny>



FDNY Community Risk Assessment

Manhattan Community Board 9

MORNINGSIDE HEIGHTS & HAMILTON HEIGHTS



What is the risk of a residential building fire?

270

Residential structural
fires per 100,000
people

NYC: 231

15.0

Civilian residential fire
injuries per 100,000
people

NYC: 8.8

5.7%

Percentage of residential
structural fires reaching
all hands or greater

NYC: 7.8%

3.8%

Percentage of fires resulting
in residents displaced and
housed by the Red Cross

NYC: 4.6%

In what types of buildings do residential fires occur?

Year Built

Before 1938

All Residential Buildings

95%

After 1967

3%

1938-1967

2%

Residential Buildings with Fires

66%

8%

27%

Occupancy Type

Multi-Family Walk-Up

All Residential Buildings

45%

1-2 Family

19%

Multi-Family Elevator

19%

Residential/Commercial

17%

Residential Buildings with Fires

18%

3%

51%

29%

What are the top three causes of accidental residential fires?

61%



Electrical

16%



Smoking

10%



Cooking
Carelessness

How many lives have been lost to residential fires?

7

fatalities occurred in
the past five years

NYC: 355

43%

happened without
a working smoke
detector

NYC: 66%

What about lithium ion battery fires?

2

fires
NYC: 136

16

injuries
NYC: 374

1

fatalities
NYC: 28

FDNY Community Risk Assessment

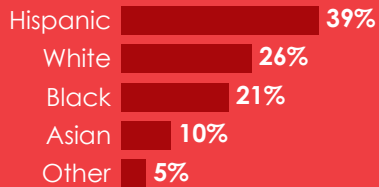
MN09: MORNINGSIDER HEIGHTS & HAMILTON HEIGHTS

Who lives in the neighborhood?

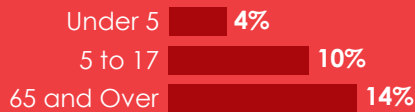
110,458
residents

41,325
housing units

Race/Ethnicity



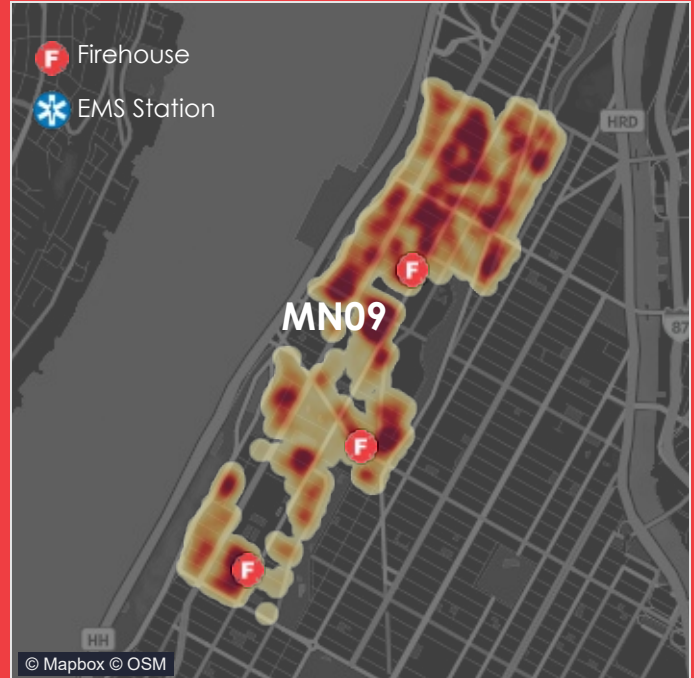
Age



Social and Economic Indicators

- 23%** Live in poverty (17% NYC)
- 4%** Live legally in crowded conditions (9% NYC)
- 48%** Are overburdened by the cost of rent (49% NYC)
- 12%** Live with a disability (12% NYC)
- 19%** Speak limited English (23% NYC)
(most speak Spanish or Chinese instead)

Where is the highest risk for residential building fire?



What has the FDNY done to reduce the impact of fire in MN09?

The FDNY gave **151** Fire Safety Education Presentations over the past five years at a variety of locations



135 free smoke alarms in **57** households were installed over the past five years through a partnership with the FDNY Foundation and the American Red Cross

Fire Safety Education Presentations and Smoke Alarm Installations



Sources: FDNY Data Warehouse 2020-2024; American Red Cross 2020-2024; U.S. Census Bureau, Census 2020 and American Community Survey 2023 5-Year Estimates.

For more information visit <https://www1.nyc.gov/fdny>



FDNY Community Risk Assessment

Manhattan Community Board 10

HARLEM



What is the risk of a residential building fire?

378

Residential structural fires per 100,000 people

NYC: 231

13.0

Civilian residential fire injuries per 100,000 people

NYC: 8.8

5.6%

Percentage of residential structural fires reaching all hands or greater

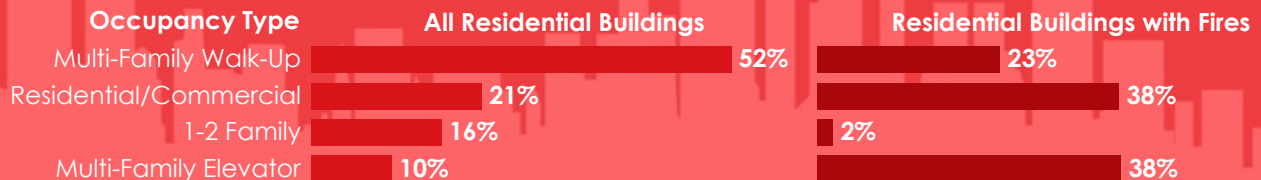
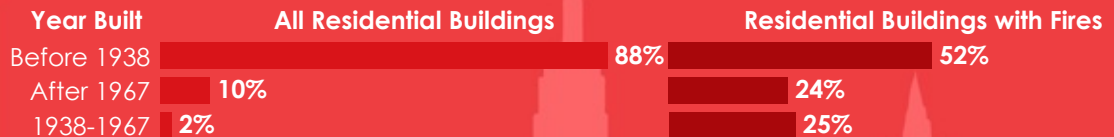
NYC: 7.8%

3.0%

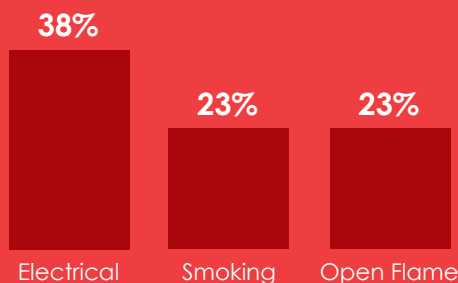
Percentage of fires resulting in residents displaced and housed by the Red Cross

NYC: 4.6%

In what types of buildings do residential fires occur?



What are the top three causes of accidental residential fires?



How many lives have been lost to residential fires?



What about lithium ion battery fires?



FDNY Community Risk Assessment

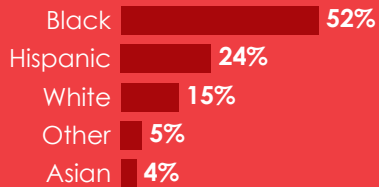
MN10: HARLEM

Who lives in the neighborhood?

130,440
residents

57,720
housing units

Race/Ethnicity



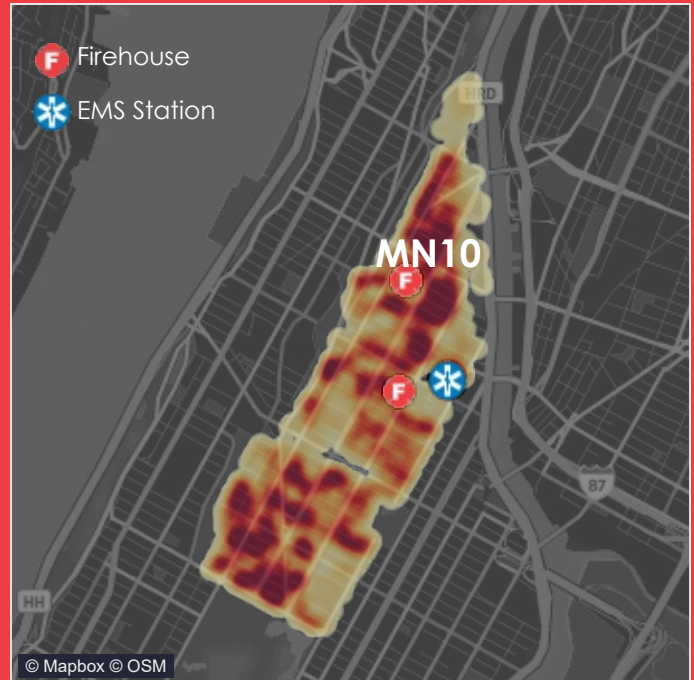
Age



Social and Economic Indicators

- 23%** Live in poverty (17% NYC)
- 7%** Live legally in crowded conditions (9% NYC)
- 48%** Are overburdened by the cost of rent (49% NYC)
- 14%** Live with a disability (12% NYC)
- 11%** Speak limited English (23% NYC)
(most speak Spanish or French instead)

Where is the highest risk for residential building fire?



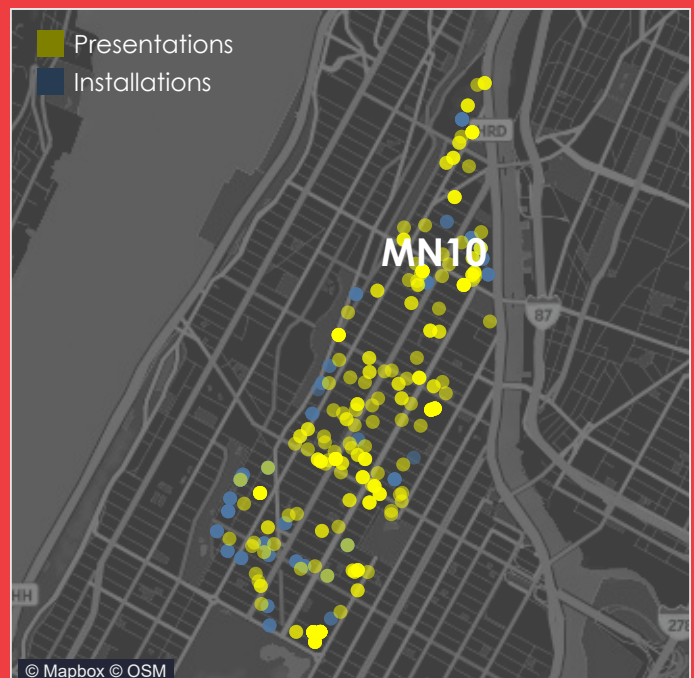
What has the FDNY done to reduce the impact of fire in MN10?

The FDNY gave **326** Fire Safety Education Presentations over the past five years at a variety of locations



311 free smoke alarms in **104** households were installed over the past five years through a partnership with the FDNY Foundation and the American Red Cross

Fire Safety Education Presentations and Smoke Alarm Installations



Sources: FDNY Data Warehouse 2020–2024; American Red Cross 2020–2024; U.S. Census Bureau, Census 2020 and American Community Survey 2023 5-Year Estimates.

For more information visit <https://www1.nyc.gov/fdny>



FDNY Community Risk Assessment

Manhattan Community Board 11

EAST HARLEM



What is the risk of a residential building fire?

409

Residential structural fires per 100,000 people

NYC: 231

10.2

Civilian residential fire injuries per 100,000 people

NYC: 8.8

5.0%

Percentage of residential structural fires reaching all hands or greater

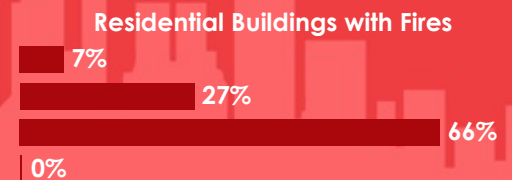
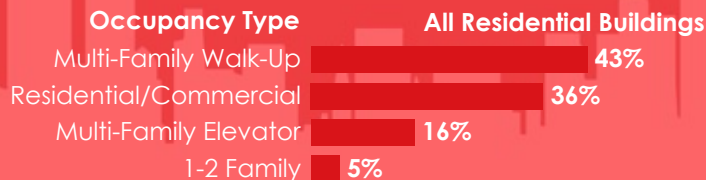
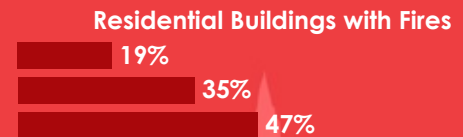
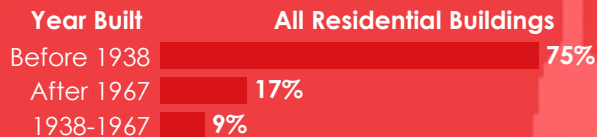
NYC: 7.8%

2.7%

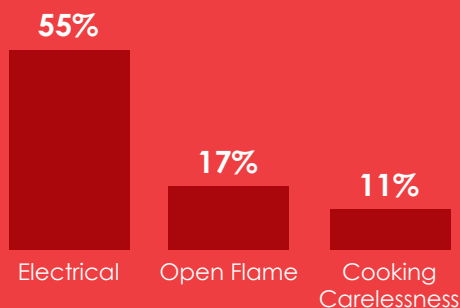
Percentage of fires resulting in residents displaced and housed by the Red Cross

NYC: 4.6%

In what types of buildings do residential fires occur?



What are the top three causes of accidental residential fires?



How many lives have been lost to residential fires?



What about lithium ion battery fires?



FDNY Community Risk Assessment

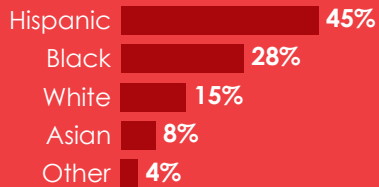
MN11: EAST HARLEM

Who lives in the neighborhood?

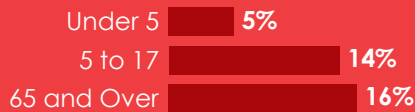
125,771
residents

51,823
housing units

Race/Ethnicity



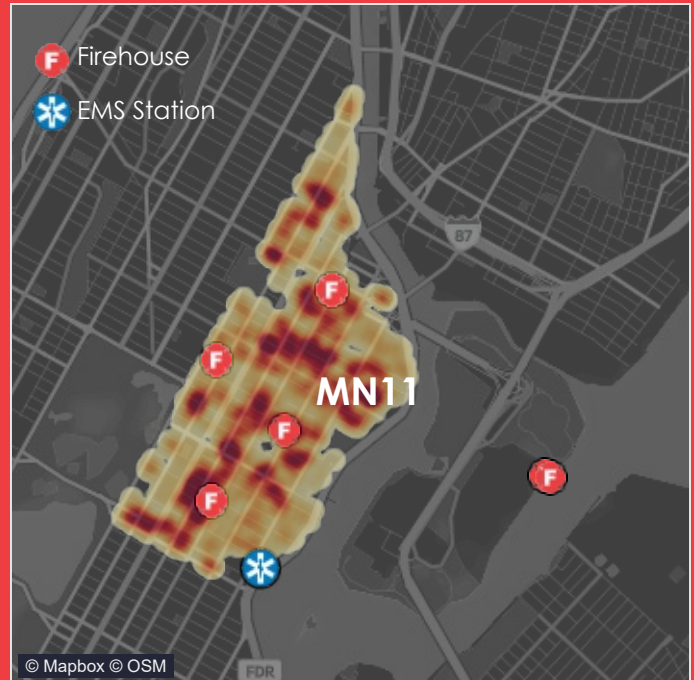
Age



Social and Economic Indicators


- 33%** Live in poverty (17% NYC)
- 8%** Live legally in crowded conditions (9% NYC)
- 52%** Are overburdened by the cost of rent (49% NYC)
- 17%** Live with a disability (12% NYC)
- 19%** Speak limited English (23% NYC)
(most speak Spanish or Chinese instead)

Where is the highest risk for residential building fire?



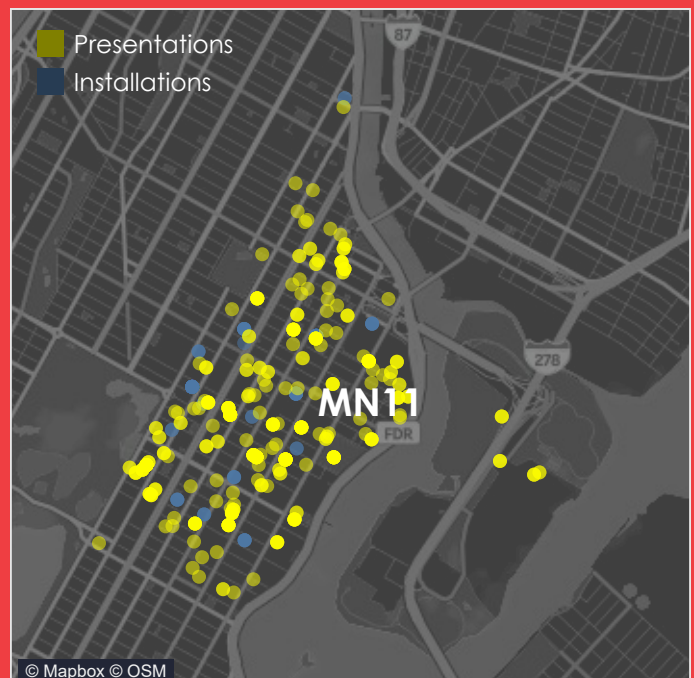
What has the FDNY done to reduce the impact of fire in MN11?

The FDNY gave **414** Fire Safety Education Presentations over the past five years at a variety of locations



377 free smoke alarms in **128** households were installed over the past five years through a partnership with the FDNY Foundation and the American Red Cross

Fire Safety Education Presentations and Smoke Alarm Installations



Sources: FDNY Data Warehouse 2020–2024; American Red Cross 2020–2024; U.S. Census Bureau, Census 2020 and American Community Survey 2023 5-Year Estimates.

For more information visit <https://www1.nyc.gov/fdny>



FDNY Community Risk Assessment

Manhattan Community Board 12

WASHINGTON HEIGHTS & INWOOD



What is the risk of a residential building fire?

204

Residential structural fires per 100,000 people

NYC: 231

14.2

Civilian residential fire injuries per 100,000 people

NYC: 8.8

8.6%

Percentage of residential structural fires reaching all hands or greater

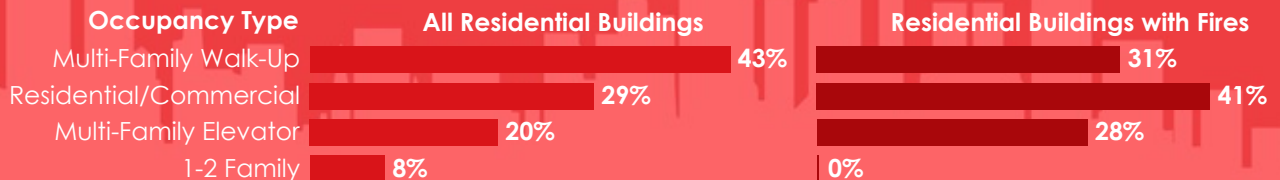
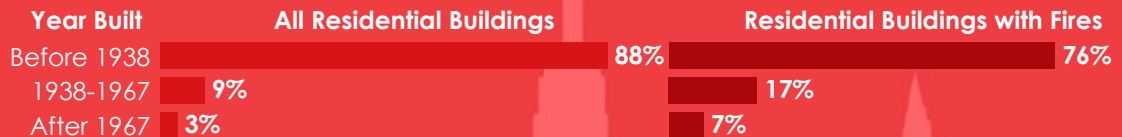
NYC: 7.8%

4.7%

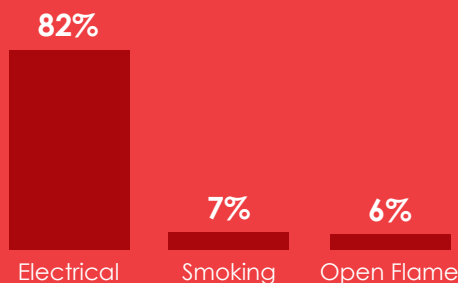
Percentage of fires resulting in residents displaced and housed by the Red Cross

NYC: 4.6%

In what types of buildings do residential fires occur?



What are the top three causes of accidental residential fires?



How many lives have been lost to residential fires?



What about lithium ion battery fires?



FDNY Community Risk Assessment

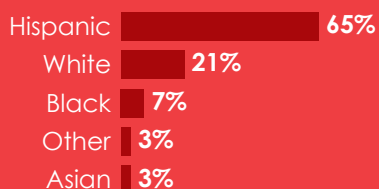
MN12: WASHINGTON HEIGHTS & INWOOD

Who lives in the neighborhood?

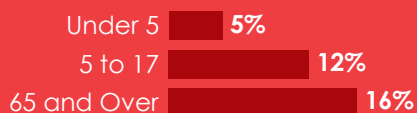
180,206
residents

71,076
housing units

Race/Ethnicity



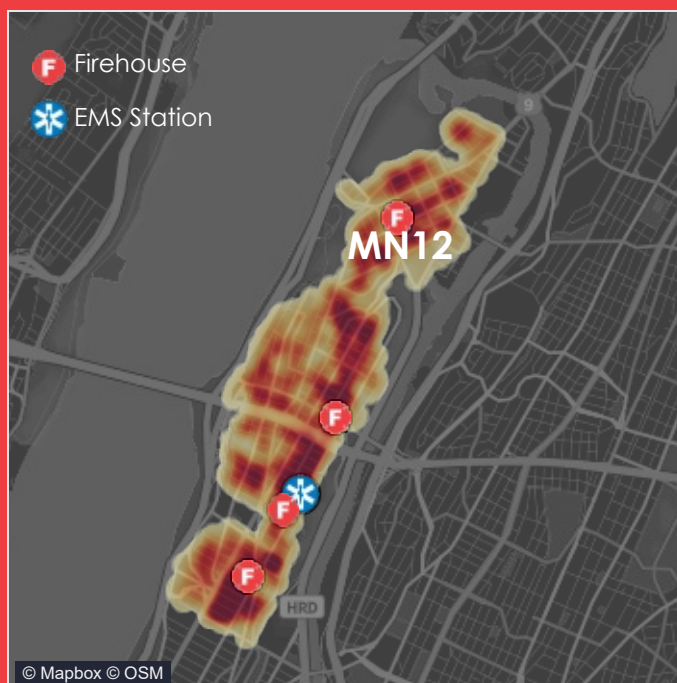
Age



Social and Economic Indicators

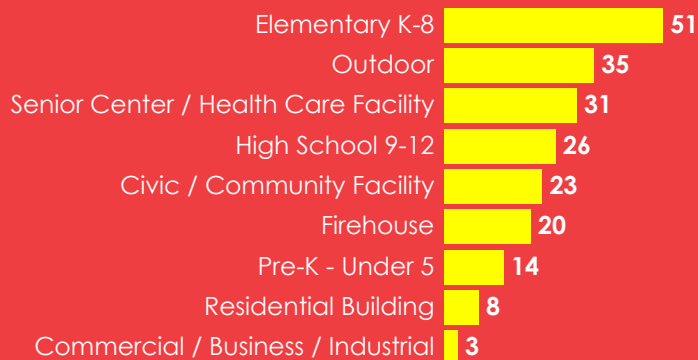
- 20%** Live in poverty (17% NYC)
- 10%** Live legally in crowded conditions (9% NYC)
- 51%** Are overburdened by the cost of rent (49% NYC)
- 17%** Live with a disability (12% NYC)
- 31%** Speak limited English (23% NYC)
(most speak Spanish instead)

Where is the highest risk for residential building fire?



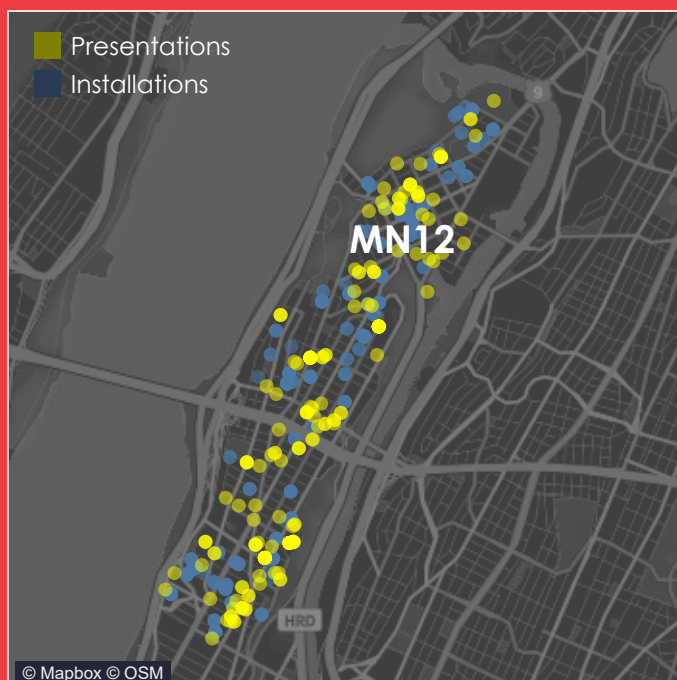
What has the FDNY done to reduce the impact of fire in MN12?

The FDNY gave **211** Fire Safety Education Presentations over the past five years at a variety of locations



797 free smoke alarms in **348** households were installed over the past five years through a partnership with the FDNY Foundation and the American Red Cross

Fire Safety Education Presentations and Smoke Alarm Installations



Sources: FDNY Data Warehouse 2020–2024; American Red Cross 2020–2024; U.S. Census Bureau, Census 2020 and American Community Survey 2023 5-Year Estimates.

For more information visit <https://www1.nyc.gov/fdny>