

# DATA TRENDS



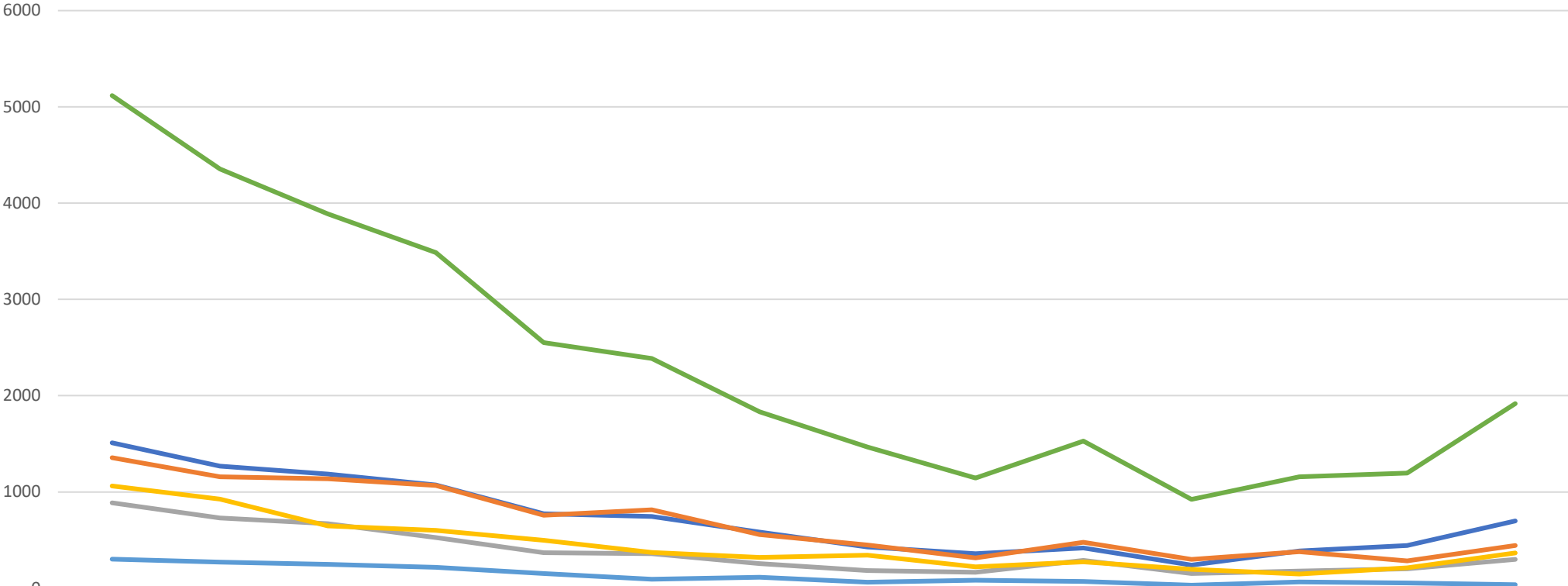
**BOROUGH AND CITYWIDE  
CY 2010-2023**



## ABOUT US

The Family Court Division of the New York City Law Department is committed to promoting the safety and well-being of New York City children and the Public

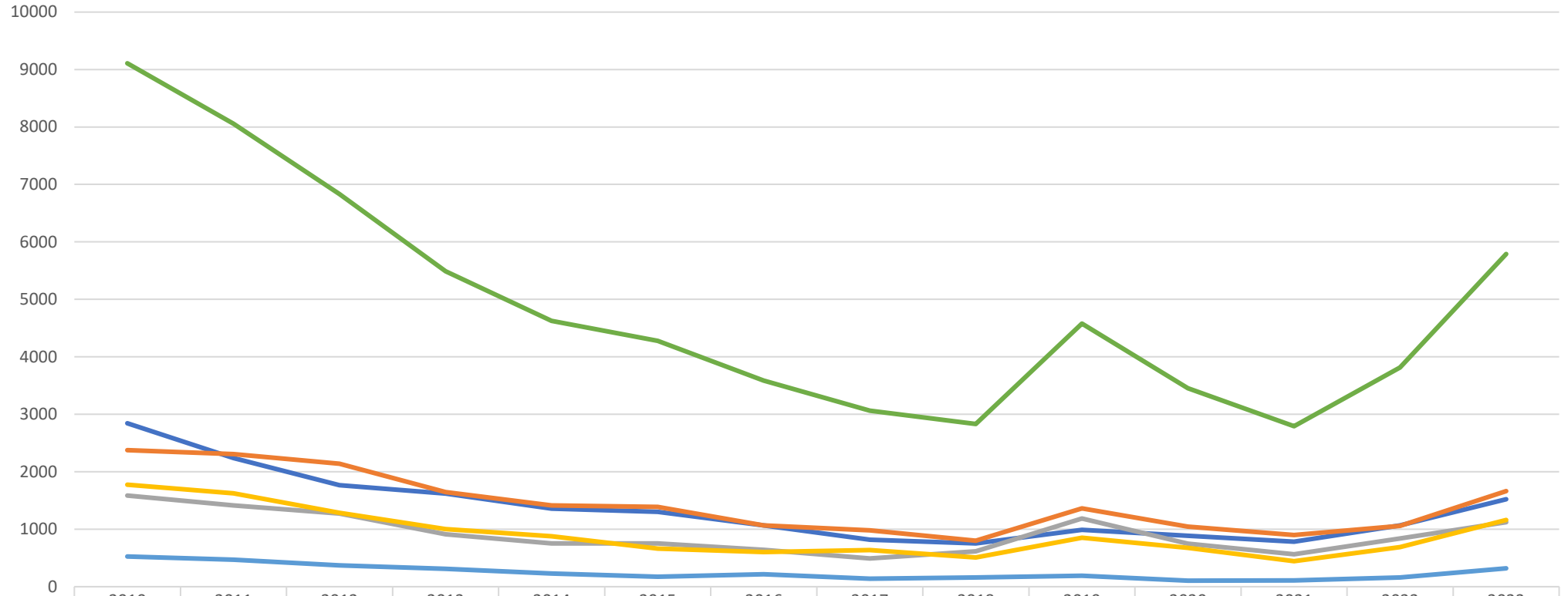
### Juvenile Delinquency Filings by Borough & Citywide CY 2010 - CY 2023\*



	2010	2011	2012	2013	2014	2015	2016	2017	2018	2019	2020	2021	2022	2023
JD Filings Bronx	1511	1269	1186	1073	773	745	584	428	359	419	241	386	444	698
JD Filings Kings	1355	1157	1138	1066	759	815	556	448	316	476	300	380	285	444
JD Filings New York	886	731	671	527	368	360	257	183	165	290	153	179	201	300
JD Filings Queens	1063	926	647	602	499	371	321	344	223	273	197	147	212	366
JD Filings Richmond	301	272	247	218	152	94	114	63	82	71	32	66	55	36
JD Filings Total	5116	4355	3889	3486	2551	2385	1832	1466	1145	1529	923	1158	1197	1917

\*Petitions filed to originate a juvenile delinquency proceeding in Family Court.

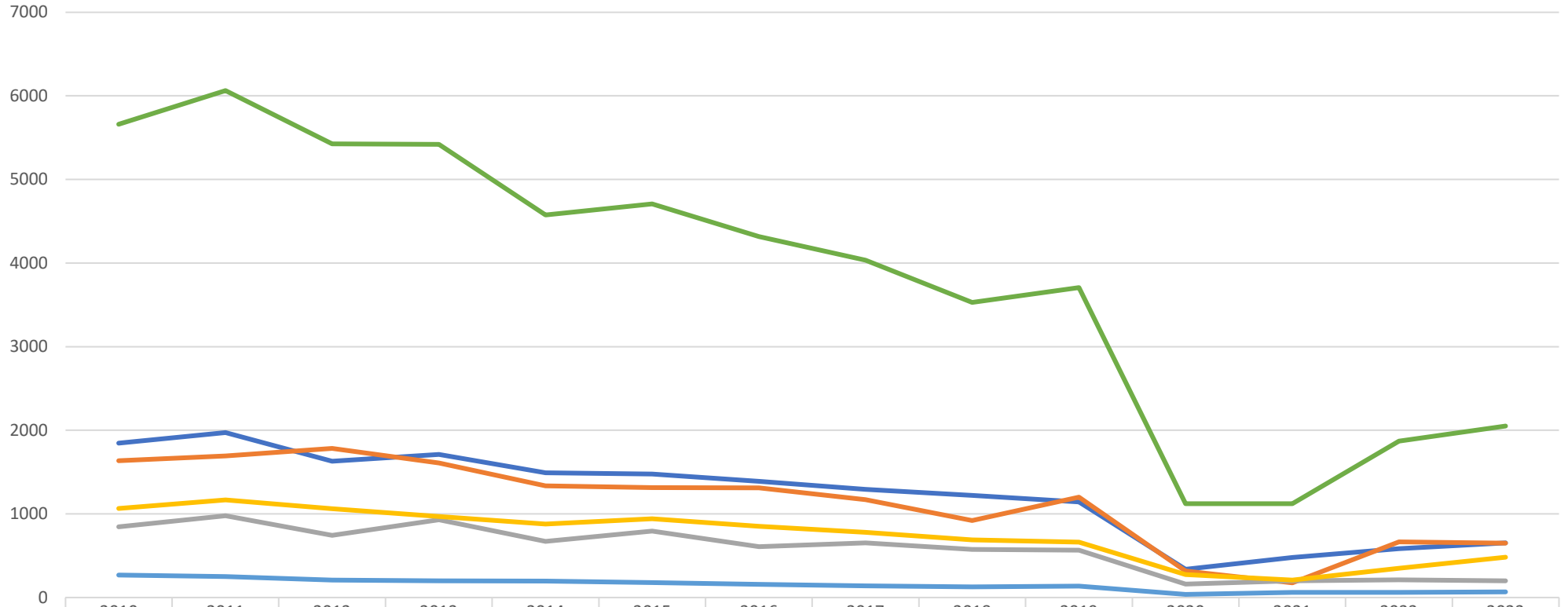
## Juvenile Delinquency Referrals by Borough & Citywide CY 2010 - CY 2023\*



	2010	2011	2012	2013	2014	2015	2016	2017	2018	2019	2020	2021	2022	2023
JD Referrals Bronx	2842	2238	1765	1621	1358	1302	1064	818	753	987	884	782	1068	1523
JD Referrals Kings	2377	2308	2138	1645	1414	1389	1066	978	799	1364	1044	897	1057	1663
JD Referrals New York	1586	1415	1274	911	751	751	639	490	614	1185	748	562	840	1123
JD Referrals Queens	1776	1625	1285	1002	877	664	603	638	506	851	674	445	687	1159
JD Referrals Richmond	527	469	372	311	227	173	215	138	158	191	103	108	162	320
<b>Total Total</b>	<b>9108</b>	<b>8055</b>	<b>6834</b>	<b>5490</b>	<b>4627</b>	<b>4279</b>	<b>3587</b>	<b>3062</b>	<b>2830</b>	<b>4578</b>	<b>3453</b>	<b>2794</b>	<b>3814</b>	<b>5788</b>

\* Includes matters referred by the Department of Probation, certain Adolescent and Juvenile Offender matters and transfers from counties outside New York City for disposition.

### Interstate/Intergovernmental Child Support Matters by Borough & Citywide CY 2010 - 1st Q CY 2023\*



	2010	2011	2012	2013	2014	2015	2016	2017	2018	2019	2020	2021	2022	2023
ICSU Referrals Bronx	1847	1973	1631	1712	1491	1476	1390	1292	1220	1142	337	479	585	653
ICSU Referrals Kings	1635	1694	1782	1609	1336	1315	1311	1170	919	1201	315	176	665	651
ICSU Referrals New York	846	979	744	931	672	793	609	654	576	565	159	198	210	198
ICSU Referrals Queens	1065	1167	1061	968	879	943	850	778	688	662	274	208	350	483
ICSU Referrals Richmond	268	249	208	200	197	179	156	140	127	136	37	60	60	66
ICSU Referrals Total	5661	6062	5426	5420	4575	4706	4316	4034	3530	3706	1122	1121	1870	2051

\*Matters include establishment of parentage and child support, modification and enforcement of existing orders and motions to vacate foreign registration.