

2025 DYCD | NYC
The Department of Youth & Community Development

Youth Count

EVERYONE COUNTS!



New York City Youth Count 2025

Understanding Characteristics of Homeless and Unstably Housed Youth

Each year, the City of New York conducts a point-in-time count of homeless adults, families, and youth based on guidelines by the U.S. Department of Housing and Urban Development (HUD). This count comprises:

1

The Homeless Outreach Population Estimate (HOPE) to count unsheltered individuals on Tuesday, January 28, 2025.

2

Censuses of transitional housing and emergency shelters to count individuals and families who were sheltered.

3

A supplemental NYC Youth Count, administered by the New York City Department of Youth and Community Development (DYCD), to identify unsheltered youth not counted during the HOPE Count. The following is an interim report pending the release of the Continuum of Care Homeless Assistance Programs Homeless Populations and Subpopulations from HUD.



2025 Youth Count Highlights

4,415 surveys conducted.

DYCD and our partners continued the upward trajectory in the number of surveys conducted with an 11 percent increase over the 16 percent increase from the 2024 Youth Count.



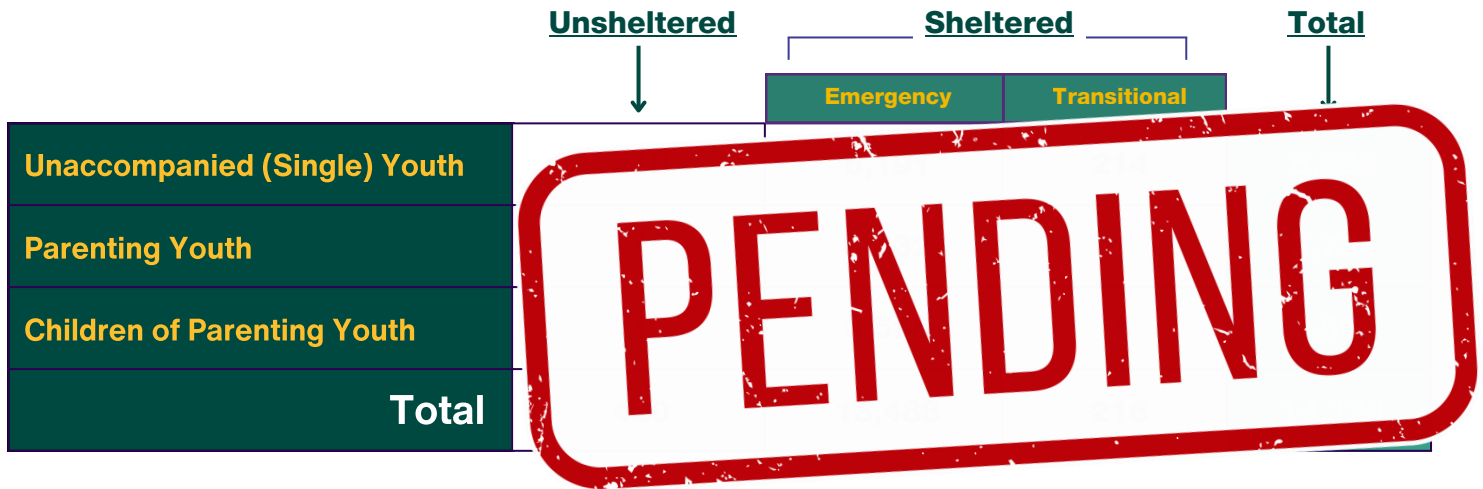
We continued the successes from the previous year including:

- Conducting a tremendous amount of outreach about [Runaway and Homeless Youth](#) (RHY) programs directly to young people.
- Ensuring that the New York City Youth Action Board (YAB) members were key stakeholders, participating in the overall planning of Youth Count, and surveying young people.
- DYCD-funded drop-in centers hosted YAB members onsite and ensured that youth surveyors conducted surveys. These efforts paid off as drop-in centers increased the number of surveys conducted by 44% compared to last year.
- The Youth Count was extended for an additional day with the inclusion of the Saturday Night Lights program survey sites.
- Sustained agency-wide collaboration and support including key partnerships with DYCD Youth Services community programs [Cornerstone](#), [Beacon](#), and afterschool programs through [COMPASS](#).
- The DYCD Youth Workforce Programs surveyed young people as well.
- Targeted surveying reached 163 youth who identified their living situation as unsheltered, a 37 percent decrease from the record high of 257 in 2024 but still higher than in any prior year.

Citywide Youth Point-in-Time Count

Citywide Youth Point-in-Time Count

Data based on the HOPE Count, NYC Youth Count and the census of all NYC shelters for youth ages 14 to 24



Based on the HUD definition, unaccompanied youth are young people between the ages of 14 through 24. Totals for unaccompanied youth include results from HOPE Count and NYC Youth Count.

Youth Count Data: Overview of Surveys

The 2025 Youth Count took place from Wednesday, January 29, to Saturday, February 1. As part of the survey, youth were asked where they spent the night on Tuesday, January 28 (the same date as HOPE and the shelter census count). Program staff at the participating programs (which included drop-in centers, outreach teams, and community centers) asked every participant aged 14 through 24 to participate in a short survey to better understand and estimate homeless and unstably housed youth.

The living situation reported in the surveys (n=2,673) was categorized based on where youth spent the night on January 28. The categories identified youth who were 1) unsheltered, according to HUD's definition of residing in a place not meant for human habitation; 2) in an unstable living situation, such as a shelter or couch surfing; 3) in a presumed stable living situation, such as in their parent/relative's apartment or their own apartment.

1
Unsheltered, according to HUD's definition of residing in a place not meant for human habitation

2
In an unstable living situation, such as a shelter or couch surfing

3
In a presumed stable living situation, such as in their parent/relative's apartment or their own apartment

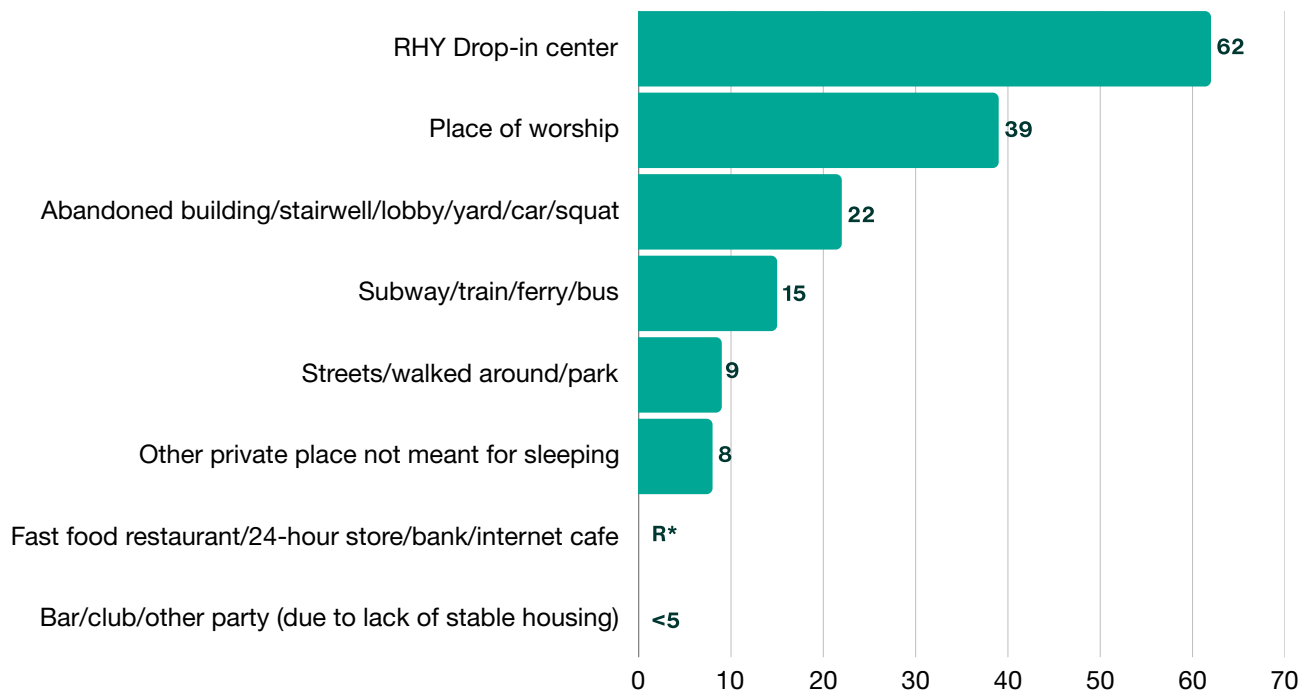


Youth Count Results

The living situations where young people stayed are listed below. Young people characterized their living situation as stable or unstable. As a result, the “stable” and “unstable” labels cross over living situations. For example, “friend’s place” can be stable or unstable, depending on how a youth decided to characterize their situation (or experienced their situation).

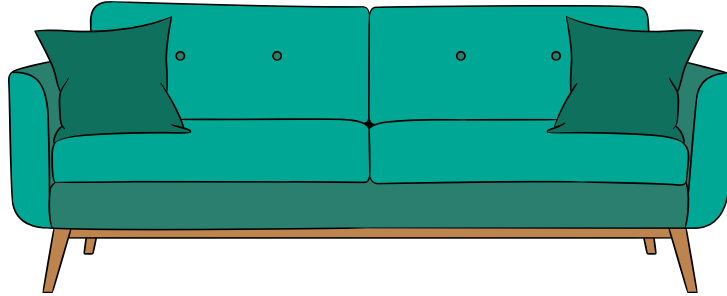


HUD Unsheltered Estimate **163**

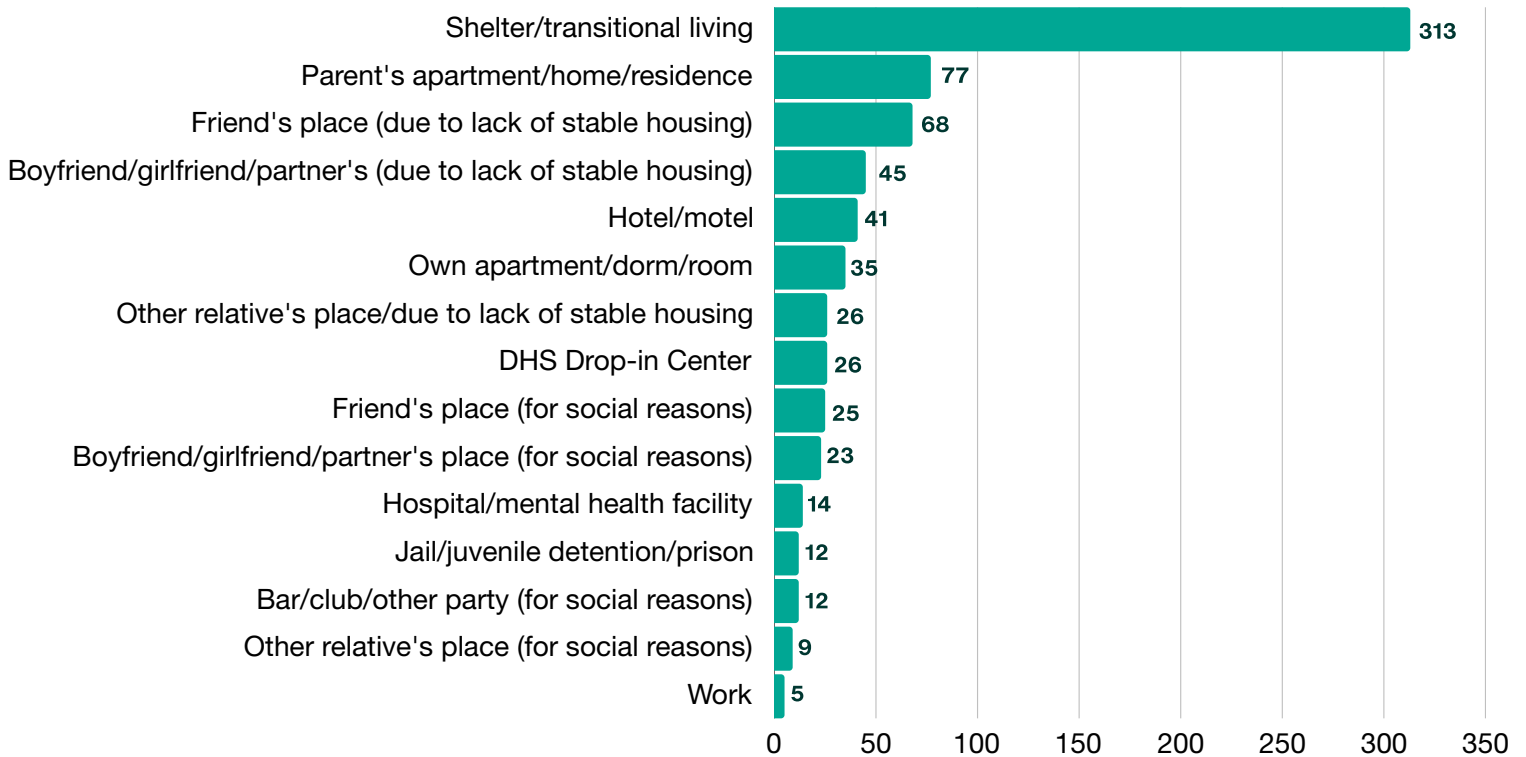


Redacted for privacy*

Youth Count Results



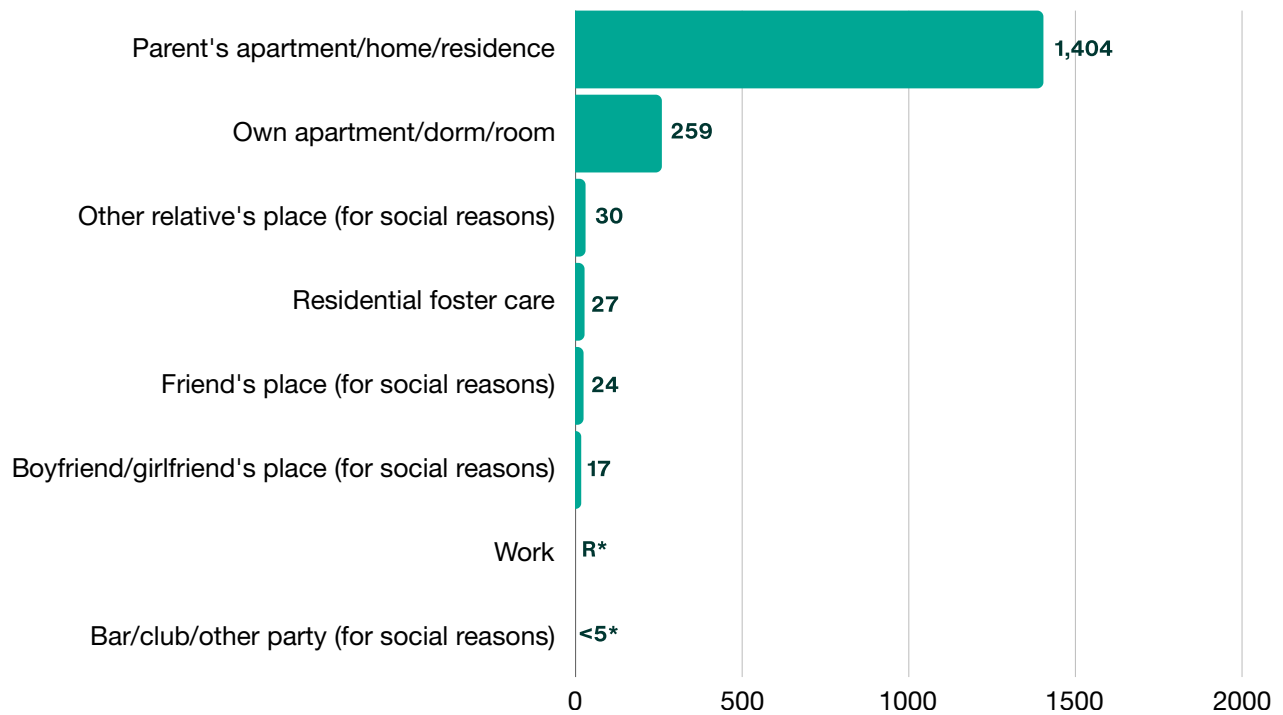
Unstable Living Situation **731**



Youth Count Results



Stable Living Situation **1,779**



Redacted for privacy*

Demographics by Living Situation

Youth were asked questions about their demographics and characteristics. Because the questions were not mandatory, the number of responses vary. These percentages may not be representative of the entire population.



Unsheltered



Unstable Situation



Stable Situation

Age by Living Situation



Age	n=163	n=731	n=1,779
<18	9%	14%	61%
18-20	39%	41%	20%
21-24	52%	45%	18%
Total	100%	100%	100%

Gender by Living Situation



Gender	n=157	n=702	n=1,740
Female	20%	36%	44%
Male	68%	53%	54%
Transgender: Male	R*	2%	R*
Transgender: Female	R*	3%	R*
Transgender: Gender non conforming	R*	1%	R*
Non-Binary	5%	3%	1%
Culturally Specific Identity	0%	R*	0%
Other	R*	3%	1%
Questioning	R*	R*	R*

Race by Living Situation



Race	n=163	n=701	n=1,726
American Indian, Alaska Native, or Indigenous	R*	2%	1%
American Indian, Alaska Native, or Indigenous & Hispanic/Latina/e/o	7%	R*	1%
Asian or Asian American	5%	4%	10%
Asian or Asian American & Hispanic/Latina/e/o	R*	0%	1%
Black, African American, or African	55%	49%	47%
Black, African American, or African & Hispanic/Latina/e/o	10%	8%	9%
Hispanic/Latina/e/o	0%	15%	15%
Middle Eastern or North African	R*	R*	1%
Middle Eastern or North African & Hispanic/Latina/e/o	R*	R*	0%
Multi-Racial (not Hispanic/Latina/e/o)	4%	3%	1%
Multi-Racial & Hispanic/Latina/e/o	4%	3%	3%
Native Hawaiian or Pacific Islander	R*	0%	R*
Native Hawaiian or Pacific Islander & Hispanic/Latina/e/o	R*	R*	R*
White	4%	8%	8%
White & Hispanic/Latina/e/o	4%	4%	2%

Sexual Orientation by Living Situation



Sexual Orientation	n=155	n=678	n=1,663
Asexual	3%	2%	3%
Bisexual	8%	13%	6%
Gay	5%	5%	2%
Heterosexual	74%	69%	85%
Lesbian	4%	4%	2%
Other	R*	R*	R*
Pansexual	3%	4%	1%
Queer	R*	R*	1%
Questioning/unsure	0%	2%	R*

Redacted for privacy*

Living Situation Categories

The Youth Count survey asked questions about where youth had spent the night over the past month, to understand the transient nature of youths' living situations. Youth were asked how many places they had spent the night over the past month, what types of places they had stayed, and how long they had been without a permanent place to stay.



Unsheltered






Unstable Situation






Stable Situation

Number of Places in the Past Month

		1	2	3	4	5+
	n=149	30.87%	28.86%	15.44%	4.70%	20.13%
	n=689	52.39%	22.06%	13.35%	5.81%	6.39%
	n=1,652	80.15%	15.19%	2.91%	0.61%	1.15%




Time Without Permanent Place to Stay

		Less than 1 week	1 week to 6 months	6 months to 1 year	1 year to 2 years	more than 2 years	N/A
	n=163	4.91%	38.04%	22.70%	14.11%	9.82%	10.43%
	n=731	2.74%	24.49%	17.92%	20.52%	7.39%	26.95%
	n=1,779	1.46%	1.85%	0.56%	0.67%	3.43%	92.02%

Places Stayed On Tuesday, January 28, vs Past Month

To understand the transient nature of young people's living situations, youth were asked to identify the types of places they had stayed over the past month. These were categorized as unsheltered, unstable, and stable based on the living situation (not based on a direct question as above). Because youth may have stayed in multiple categories of living situations, percentages total over 100 percent. For example, of the youth who were in an unsheltered living situation on January 28, fifteen percent had also stayed in a stable living situation during the past month.

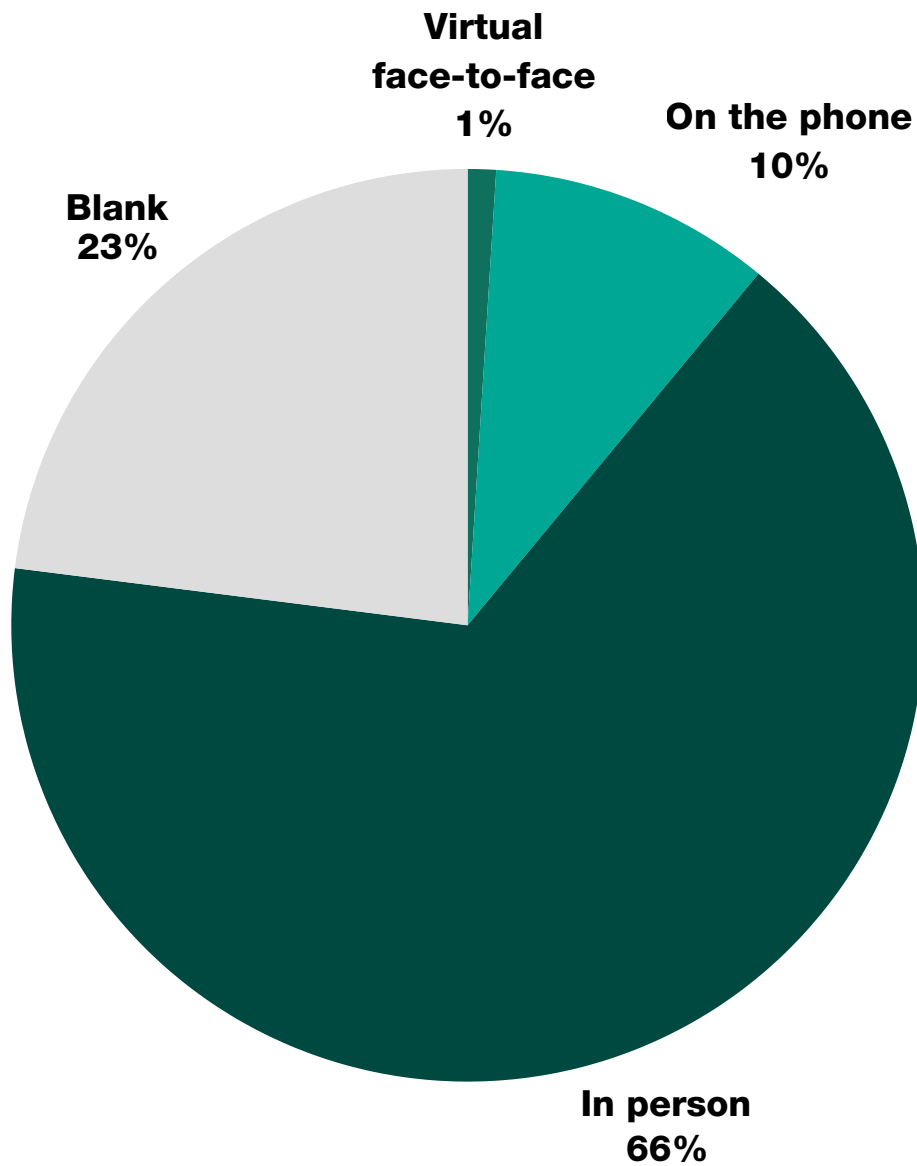
Places Stayed On Tuesday, January 28, vs. Past Month

		Unsheltered	Unstable	Stable
	n=163	100%	40%	15%
	n=731	14%	100%	24%
	n=1,779	0%	4%	100%

Survey Methods

The survey methods for NYC Youth Count included in-person surveys using a paper survey, a web-based survey application, or on the phone.

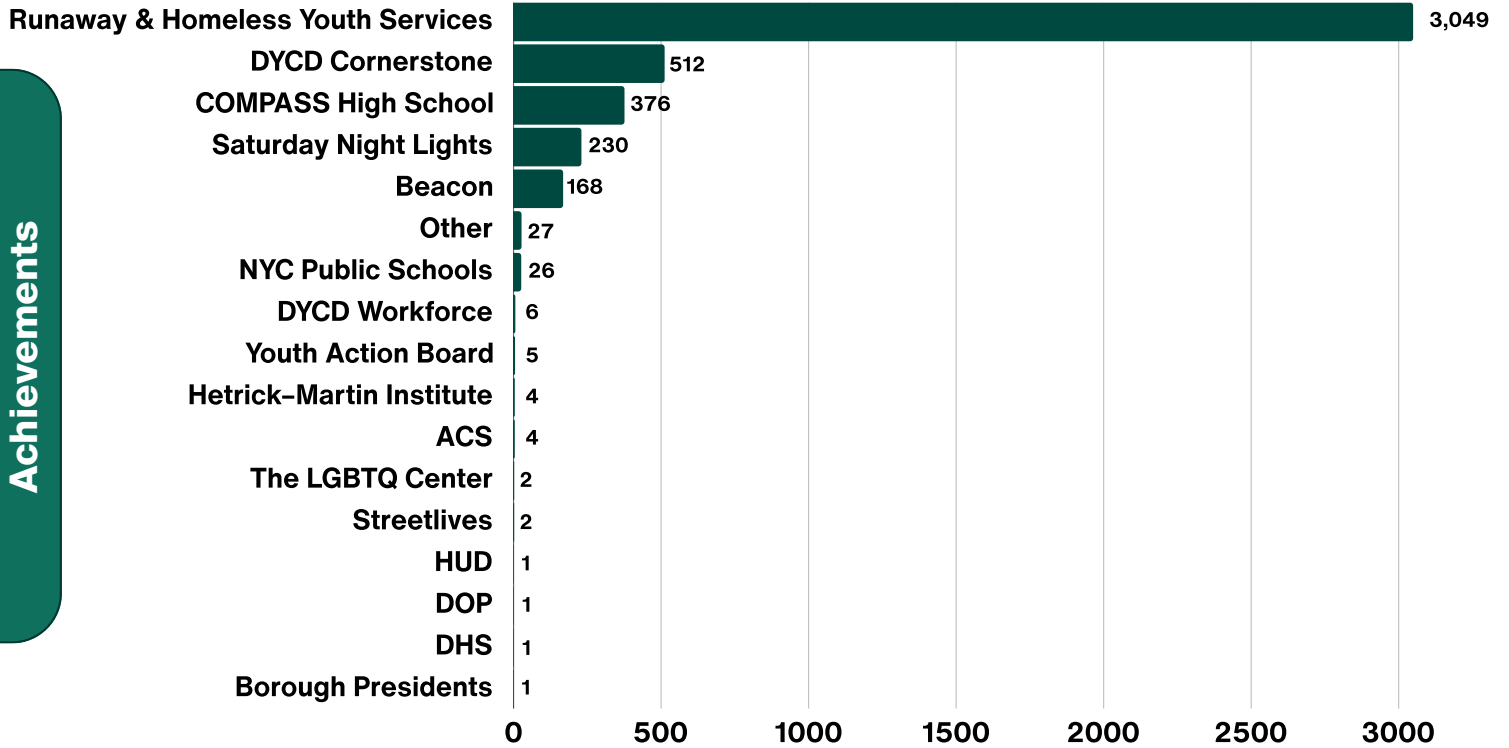
To reach as many youth as possible, virtual surveying sessions were established to reach young people who will not be going to the drop-in center programs during NYC Youth Count. Zoom links were posted on the DYCD website, inviting young people to participate in the survey session each day of Youth Count.



- In person
- On the phone
- Virtual
- Blank

Youth Count Stakeholder Achievements

Youth Count Stakeholder Achievements



Youth Count Overview (Unaccompanied Youth)

	2015	2016	2017	2018	2019	2020	2021	2022	2023	2024	2025
Surveys Conducted*	857	1,192	1,057	725	1,332	1,184	532	789	3,422	3,963	4,415

All Youth (14-24)	2015	2016	2017	2018	2019	2020	2021	2022	2023	2024	2025
Stable**	469	884	791	354	866	631	237	375	2,201	1,579	1,779
Unstable**	317	248	194	323	416	498	214	231	560	721	731
HUD definition unsheltered**	68	44	44	36	34	47	7	16	43	257	163
Under 18					2	0	1	2	9	56	15
18-20					***	19	2	11	12	96	64
21-24					32	28	4	3	22	105	84
% of youth with HUD-defined unsheltered living situation	8%	4%	4%	5%	3%	4%	2%	3%	1%	9%	6%
% of youth with unstable living situations	37%	21%	18%	45%	31%	42%	47%	37%	19%	28%	27%
% of youth with stable living situations	55%	74%	75%	49%	65%	53%	52%	60%	76%	61%	67%
DYCD Program Census (PIT)				434	507	645	576	601	626	762	772
DYCD + DHS Census	1,518	1,653	1,738	1,922	2,093	2,161	1,881	1,938	3,526	6,405	TBD
HUD Unsheltered (Youth Count + HOPE Count)	188	152	265	220	170	257	n/a	156	147	418	TBD
Total unaccompanied homeless youth	1,706	1,805	2,003	2,142	2,263	2,418	1,881	2,094	3,673	6,823	TBD
Outside of NYC**	3	16	28	12	16	8	1	5	95	38	N/A
Total for Youth Count	857	1,192	1,057	725	1,332	1,184	459	627	2,899	2,595	2,673

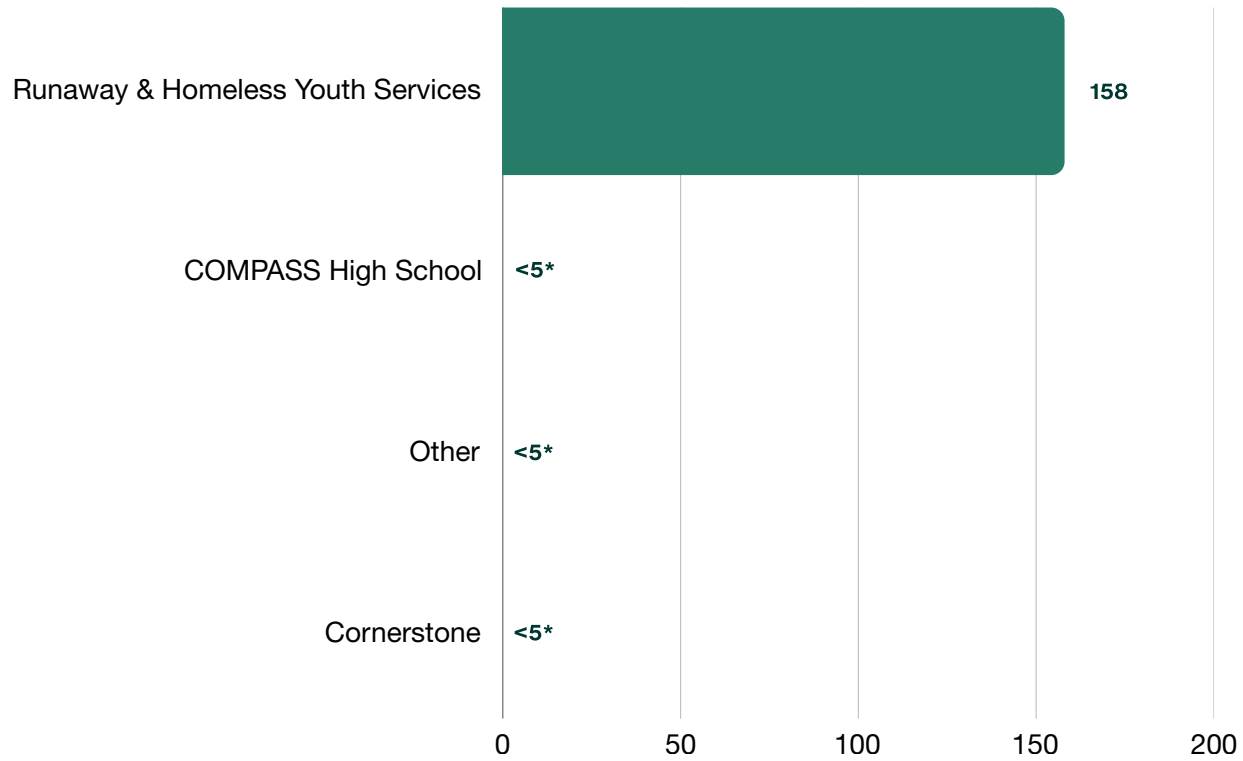
*Total surveys conducted differs from final totals for Youth Count

**Source is the NYC Youth Count Survey

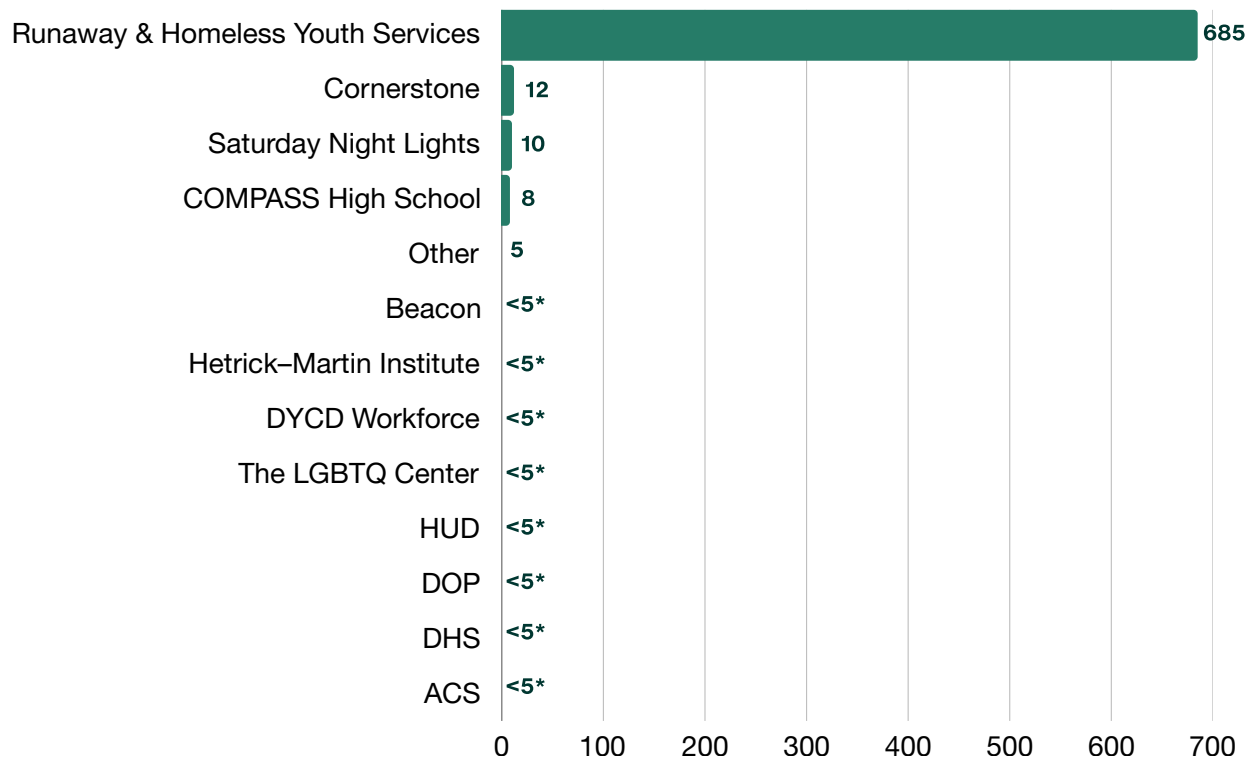
***2019 unsheltered combined 18-24

Surveys Collected by Stakeholders

Unsheltered



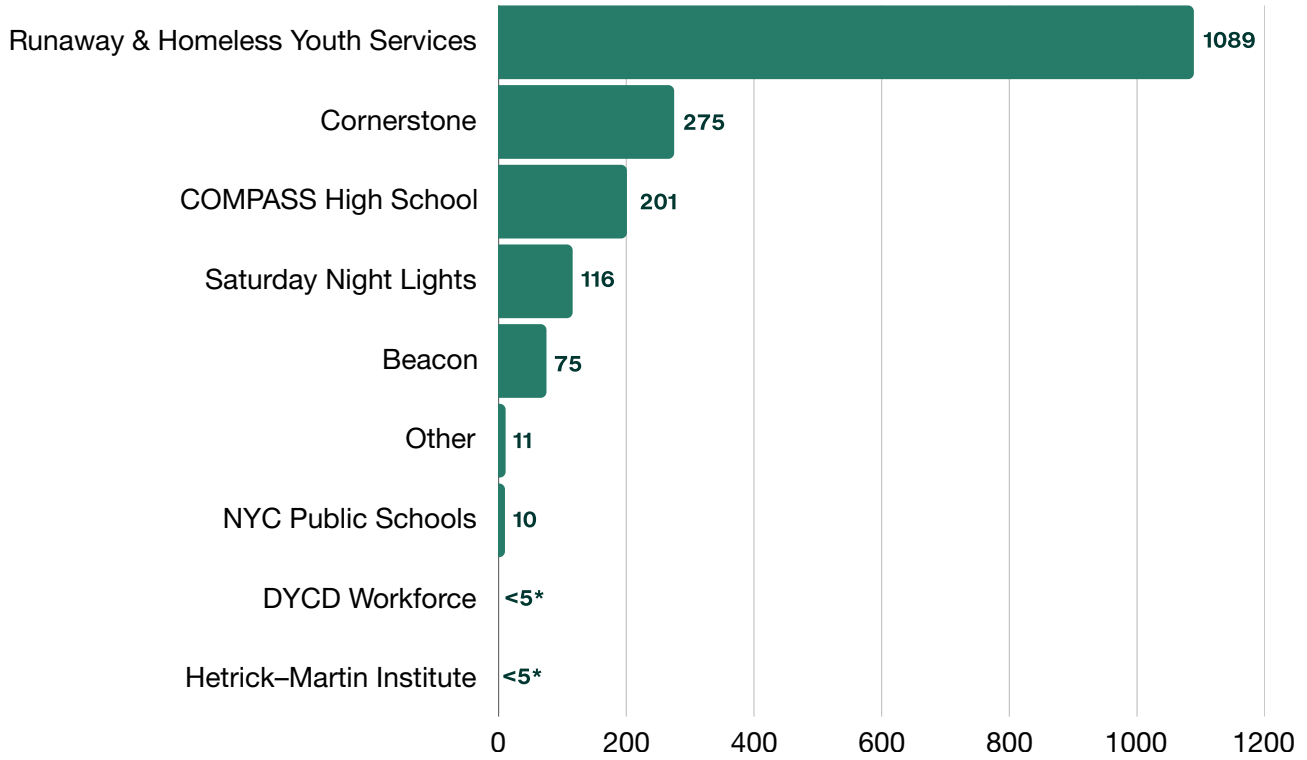
Unstable



Redacted for privacy*

Surveys Collected by Stakeholders

Stable



Redacted for privacy*



Thank You to Our Youth Count Partners!

NYC Administration for Children's Services (ACS)
Ali Forney Center
America SCORES NY
Brooklyn Borough President's Office
BronxWorks, Inc.
Catholic Charities Community Services, Archdiocese of NY
CDMMCC
The Child Center of NY, Inc.
The Children's Aid Society
Children's Art & Science Workshops, Inc.
Chinese-American Planning Council, Inc
Church of God Christian Academy
Coalition for Hispanic Family Services
Community Association of Progressive Dominicans, Inc.
Covenant House of New York
NYC Department of Probation (DOP) NEON/ACE
NYC Department of Homeless Services (DHS)
NYC Department of Youth and Community Development (DYCD)
DYCD Workforce
Directions for Our Youth, Inc.
The Door
Good Shepherd Services
Graham Windham
Grand Street Settlement, Inc.
HANAC, Inc.
Henry Street Settlement
Hetrick-Martin Institute
US Department of Housing and Urban Development (HUD)

Jacob Riis Neighborhood Settlement
The LGBTQ Center
MMCC (Mosholu Montefiore Community Center)
New York Edge, Inc.
New York Urban League, Inc.
NIA Community Services Network, Inc.
Partnership With Children, Inc.
Police Athletic League, Inc.
Project Hospitality, Inc.
NYC Public Schools (NYCPS)
Queens Community House, Inc.
Research Foundation of CUNY
Rising Ground, Inc.
Roads to Success
Safe Horizon, Inc.
Samuel Field YM & YWHA, Inc.
SCO Family of Services
Sesame Flyers International, Inc.
South Bronx Overall Economic Development Corporation
St. Nicks Alliance Corp.
Streetlives
Team First, Inc.
United Activities Unlimited, Inc.
University Settlement Society of New York
Wiz Kids Books B4 Basketball
YMCA
NYC Youth Action Board

Learn More

Locate a drop-in center or other services in your area.



Contact Community Connect,
DYCD's resource referral hotline, at
1.800.246.4646 or 646.343.6800

Monday – Friday 9am – 5pm



<https://bit.ly/rhycenters>



DYCD | **NYC**

The Department of Youth & Community Development