

Neighborhood Development Area Profiles

Instructions & Guidance

OBJECTIVE

The goal of your Neighborhood Development Area profile is to help develop funding priorities in your NDA; inform DYCD policies and practices; and identify and connect with additional resources to strengthen your community.



1 PROCESS

Your profile is part of DYCD's Citywide Community Needs Assessment, which is one of the most important planning tools utilized by the agency for informing program development. To create your profile, we engaged key stakeholders and members in your community to yield invaluable data regarding needs, access to, and availability of resources.

To conduct this assessment, DYCD used a variety of methods for data collection, with the main device being a series of surveys and public hearings.

2

FORMULATION OF NEEDS

To determine needs in your community, we asked community members the following questions:



What programs and services did you and your household receive within the last 12 months?



What are the programs or services that you and your household were unable to access for any reason within the last 12 months?



What are the programs or services you believe are most needed in your community?

3

PROGRAM & SERVICE RESPONSE OPTIONS



To answer these questions, respondents were provided with 29 program, service, and activity topics as response options:

- Adult Education/Literacy
- Afterschool Programs
- Assistance Starting a Business
- Child care/Head Start
- College preparation
- Domestic violence assistance
- Education/Career Counseling
- Emergency Counseling
- English Classes (ESL)
- Eviction Prevention
- Family counseling
- Financial assistance
- Financial education/literacy
- Food and nutrition assistance

- Health Care
- Heating/Utility assistance
- Housing Assistance
- Income Tax Assistance
- Interpersonal Conflict Resolution/Mediation
- Job skills/Employment training
- Legal Services
- Other
- Parenting support
- Safety/Crime prevention
- Senior citizen services
- Substance abuse assistance
- Summer recreation services
- Transportation
- Veteran's Services

4

Categorize Data

To make this data actionable, we the grouped these topics into categories as follows:



Food & Nutrition Assistance
Health Care
Financial Assistance
Legal Services
Transportation
Heating/Utility Assistance
Income Tax Assistance
Housing Assistance
Safety & Crime Prevention
Emergency Shelter
Eviction Prevention
Substance Abuse Assistance



Basic Needs

English Classes
Adult Education/Literacy
College Preparation
Financial Education/Literacy



Education

Education/Career Counseling
Job Skills/Employment Training
Assistance Starting a Business



Employment & Career Advancement

Afterschool Programs
Summer Recreation



Out of School Time

Child Care/Head Start
Domestic Violence Assistance
Family Counseling
Parenting Support
Interpersonal Conflict Resolution/Mediation



Family Supports

Senior Citizen Services
Veteran's Services



Support for Special Populations

5

Assign Points

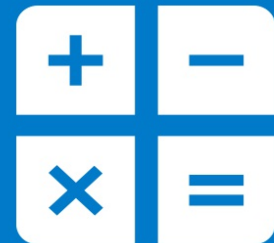
1 _____
2 _____

Upon completion of these categorizations, DYCD analyzed the frequency with which each stakeholder selected each program, service, and activity topic. Based on this analysis, we identified the top 10 topics selected by respondents. From there, points were attributed to each category based on the associated topic's ranking. The higher the topic was ranked, the more points were given.

6

Calculate Needs

Once the points were distributed, a sum was calculated to determine the needs you see in your profile!

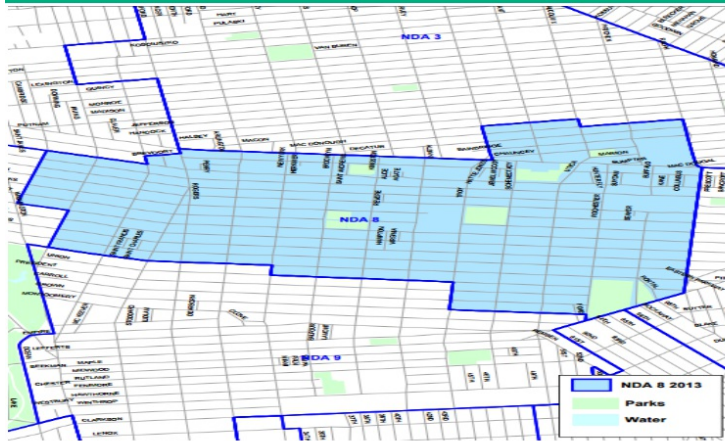


Community Needs Assessment

Neighborhood Development Area Brooklyn 8:
Crown Heights North

NDA Brooklyn 8

Demographic Profile



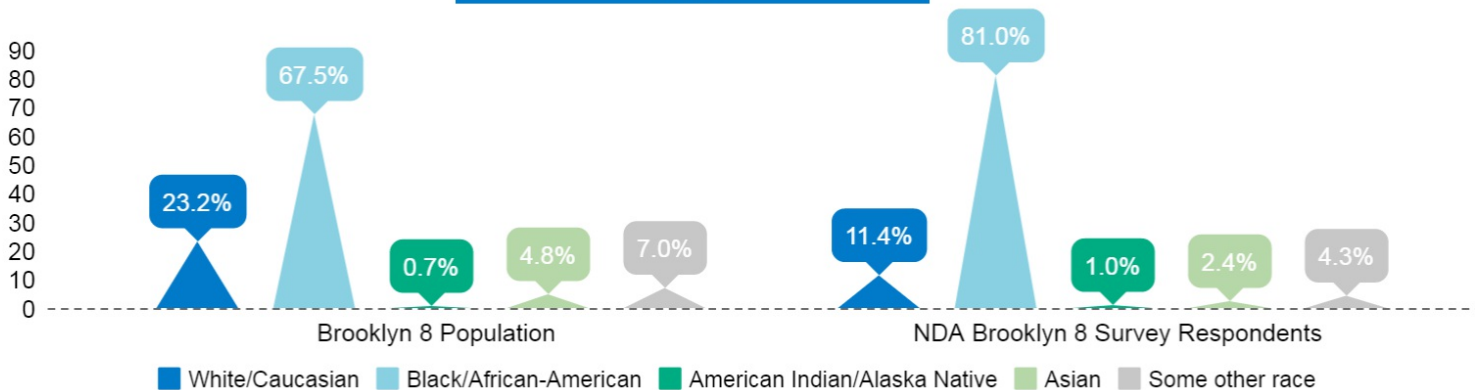
INTRODUCTION

Overall, 233 people in NDA Brooklyn 8 participated in the Community Needs Assessment Adult Survey. The average age of survey respondents was 36. In terms of gender, 71 percent of respondents selected Female and 29 percent selected Male.

NDA Brooklyn 8 Population Snapshot

Total Population	123,963
Total Population, 18 Years Old +	97,905
Population below poverty level	26.0%

Race



Top Languages Spoken at Home*

Brooklyn 8 Population

- Spanish
- Creole
- French

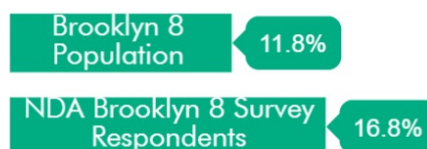
NDA Brooklyn 8 Survey Respondents

- Spanish
- Creole
- Russian (tie)
- Korean (tie)
- Chinese (tie)

**Other than English

Ethnicity

Hispanic/Latino Origin



Population

31.2%

Foreign Born

NDA Brooklyn 8

Program, Service & Activity Needs



UNMET NEED

Adults in NDA Brooklyn 8

SUMMARY OF NEEDS

With respect to programs, services, and/or activities under the CNA categories:

Respondents indicated that those categorized as Basic Needs and Out of School Time were identified as most "utilized," "needed, but not received," and most "needed" in their community.

Although respondents indicated that those categorized as Employment and Career Advancement were among the most "needed, but not received" and "most needed" in their community, they were not among the most "utilized."

In contrast, respondents indicated that those categorized as Education were among the most "utilized," but they were not the "most needed" in their community or most "needed" by respondents.

STAKEHOLDER INPUT

Public Hearings:

The most referenced issues that emerged from a public hearing conducted by DYCD in NDA Brooklyn 8 on February 17, 2017 were immigrant services, followed by out of school time programming and family supports.

Utilization Trends

Programs, services, and/or activities that respondent and their household members received within the last 12 months



Service Gaps

Programs, services, and/or activities that respondent and their household needed, but did not receive within the last 12 months



#1
Out of School Time



#2
Basic Needs



#3
Employment & Career
Advancement

Community Needs

Programs, services, and/or activities that respondents believe is most needed in NDA Brooklyn 8



#1
Basic Needs



#2
Employment &
Career Advancement



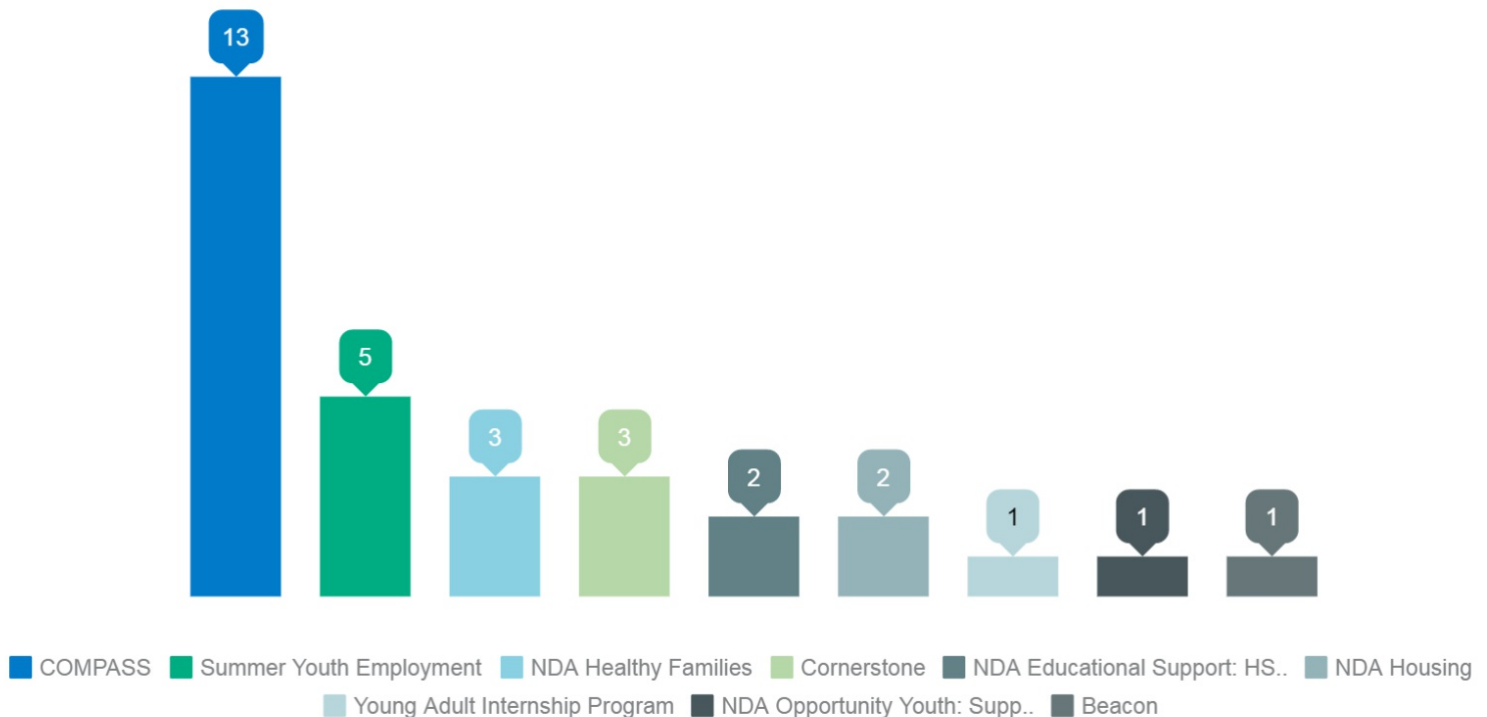
#3
Out of School
Time

NDA Brooklyn 8

Resources Available in Your NDA



DYCD Programs in Brooklyn 8***



***This chart represents number of programs as of 4/5/17. Numbers are not exhaustive and are subject to change

Other City Agencies****



Basic Needs



Mayor's Office of Immigrant Affairs
Administration of Children's Services:
- Juvenile Justice Program

Department for the Aging:
- Home Delivered Meals & In-Home Services

Department of Health & Mental Hygiene:
- NYC Teens Connection
- Family Resource Centers

Human Resources Administration:
- Cash Assistance
- Supplemental Nutrition Assistance (SNAP)
- Office of Child Support Enforcement
Office of Citywide Health Insurance Access



Education



Department of Consumer Affairs:
- Office of Financial Empowerment

Department of Education
- Living for the young family through Education Program
- Division of English Language Learners



Employment & Career Advancement



Department for the Aging:
- Job Training & Advocacy

Department of Small Business Services:
- Workforce 1 Career Center
Community Partners Program

Human Resources Administration
- Employment Services



Family Supports



Human Resources Administration
- Domestic Violence Support
- Office of Child Support Enforcement

Department for the Aging:
- Elder Abuse & Crime Victim Services

Department of Health & Mental Hygiene:
- District Public Health Offices
- Newborn Home Visiting Program
- Nurse Family Partnership

Administration for Children's Services
- Adult Protective Services
- Preventive Services
- Keeping Children Safe

Mayor's Office to Combat Domestic Violence
- Healthy Relationship Training Academy



Supports for Special Populations



Department for the Aging
- General Office
- Senior Centers

Social Security Administration

Department of Finance
- Senior Citizen Rent Increase Exemption
- Disability Rent Increase Exemption

SUPPLEMENTARY DATA BROOKLYN NDA 8

What are the programs or services that you and your household received within the last 12 months?

Brooklyn NDA 8: Activity, Program, or Service: Needed and Received	
Afterschool Programs	23%
Food and Nutrition Assistance	11%
Adult Education/Literacy	7%
Child Care/Head Start	7%
Job Skills/Employment Training	6%
Summer Recreation	6%
College Preparation	5%
Health Care (Dental, Medical, Mental Health Services)	5%
Housing Assistance	4%
Emergency Shelter	3%
Domestic Violence Prevention	3%
Financial Assistance	3%
Financial Education/Literacy	3%
Parenting Support	3%
Income Tax Assistance	2%
Assistance Starting a Business	2%
Education/Career Counseling	2%
Family Counseling	2%
Interpersonal Conflict Resolution/Mediation	2%
Veteran's Services	2%
English Classes	1%
Safety/Crime Prevention	1%
Legal Services	1%
Eviction Prevention	1%
Heating/Utility Assistance	1%
Senior Citizen Services	0%
Transportation	0%
Substance Abuse Assistance	0%

SUPPLEMENTARY DATA BROOKLYN NDA 8

What are the programs or services that you and your household were unable to access for any reason within the last 12 months?

Brooklyn NDA 8: Activity, Program, or Service: Needed, But Did Not Receive	
Afterschool Programs	8%
Legal Services	6%
Job Skills/Employment Training	4%
Summer Recreation	4%
College Preparation	4%
Child Care/Head Start	3%
Housing Assistance	3%
Financial Assistance	3%
Parenting Support	3%
Food and Nutrition Assistance	2%
Financial Education/Literacy	2%
Income Tax Assistance	2%
Assistance Starting a Business	2%
Family Counseling	2%
Safety/Crime Prevention	2%
Education/Career Counseling	2%
English Classes	1%
Eviction Prevention	1%
Heating/Utility Assistance	1%
Senior Citizen Services	1%
Transportation	1%
Adult Education/Literacy	0%
Health Care (Dental, Medical, Mental Health Services)	0%
Emergency Shelter	0%
Domestic Violence Prevention	0%
Interpersonal Conflict Resolution/Mediation	0%
Veteran's Services	0%
Substance Abuse Assistance	0%

SUPPLEMENTARY DATA BROOKLYN NDA 8

What are the programs or services that you believe are most needed in your community?

Brooklyn NDA 8: Activity, Program, or Service: Most Needed in the Community	
Afterschool Programs	23%
Job skills/Employment training	21%
Health Care	15%
Housing Assistance	15%
Food and nutrition assistance	13%
Education/Career Counseling	12%
Safety/Crime prevention	12%
Adult Education/Literacy	12%
Senior citizen services	12%
Summer recreation services	11%
Child care/Head Start	11%
Eviction Prevention	10%
Financial assistance	10%
Legal Services	8%
Financial education/literacy	8%
Parenting support	7%
College preparation	6%
Domestic violence assistance	6%
Family counseling	6%
Heating/Utility assistance	6%
Assistance Starting a Business	4%
Interpersonal Conflict Resolution/Mediation	4%
Emergency Shelter	3%
English Classes (ESL)	3%
Income Tax Assistance	3%
Veterans services	3%
Substance abuse assistance	2%
Transportation	2%
Other	0%