

Neighborhood Development Area Profiles

Instructions & Guidance

OBJECTIVE

The goal of your Neighborhood Development Area profile is to help develop funding priorities in your NDA; inform DYCD policies and practices; and identify and connect with additional resources to strengthen your community.



1 PROCESS

Your profile is part of DYCD's Citywide Community Needs Assessment, which is one of the most important planning tools utilized by the agency for informing program development. To create your profile, we engaged key stakeholders and members in your community to yield invaluable data regarding needs, access to, and availability of resources.

To conduct this assessment, DYCD used a variety of methods for data collection, with the main device being a series of surveys and public hearings.

2

FORMULATION OF NEEDS

To determine needs in your community, we asked community members the following questions:



What programs and services did you and your household receive within the last 12 months?



What are the programs or services that you and your household were unable to access for any reason within the last 12 months?



What are the programs or services you believe are most needed in your community?

3

PROGRAM & SERVICE RESPONSE OPTIONS



To answer these questions, respondents were provided with 29 program, service, and activity topics as response options:

Adult Education/Literacy
Afterschool Programs
Assistance Starting a Business
Child care/Head Start
College preparation
Domestic violence assistance
Education/Career Counseling
Emergency Counseling
English Classes (ESL)
Eviction Prevention
Family counseling
Financial assistance
Financial education/literacy
Food and nutrition assistance

Health Care
Heating/Utility assistance
Housing Assistance
Income Tax Assistance
Interpersonal Conflict Resolution/Mediation
Job skills/Employment training
Legal Services
Other
Parenting support
Safety/Crime prevention
Senior citizen services
Substance abuse assistance
Summer recreation services
Transportation
Veteran's Services

4

Categorize Data

To make this data actionable, we the grouped these topics into categories as follows:



Food & Nutrition Assistance
Health Care
Financial Assistance
Legal Services
Transportation
Heating/Utility Assistance
Income Tax Assistance
Housing Assistance
Safety & Crime Prevention
Emergency Shelter
Eviction Prevention
Substance Abuse Assistance



Basic Needs

English Classes
Adult Education/Literacy
College Preparation
Financial Education/Literacy



Education

Education/Career Counseling
Job Skills/Employment Training
Assistance Starting a Business



Employment & Career Advancement

Afterschool Programs
Summer Recreation



Out of School Time

Child Care/Head Start
Domestic Violence Assistance
Family Counseling
Parenting Support
Interpersonal Conflict Resolution/Mediation



Family Supports

Senior Citizen Services
Veteran's Services



Support for Special Populations

5

Assign Points

1 _____
2 _____

Upon completion of these categorizations, DYCD analyzed the frequency with which each stakeholder selected each program, service, and activity topic. Based on this analysis, we identified the top 10 topics selected by respondents. From there, points were attributed to each category based on the associated topic's ranking. The higher the topic was ranked, the more points were given.

6

Calculate Needs

Once the points were distributed, a sum was calculated to determine the needs you see in your profile!

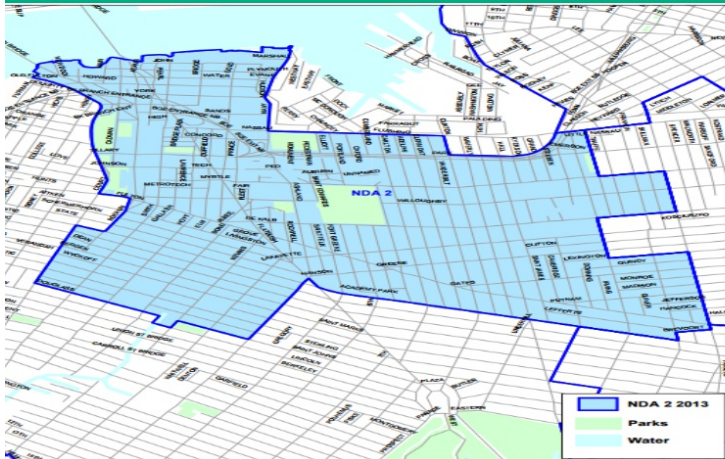


Community Needs Assessment

Neighborhood Development Area Brooklyn 2:
Fort Greene/Clinton Hill

NDA Brooklyn 2

Demographic Profile



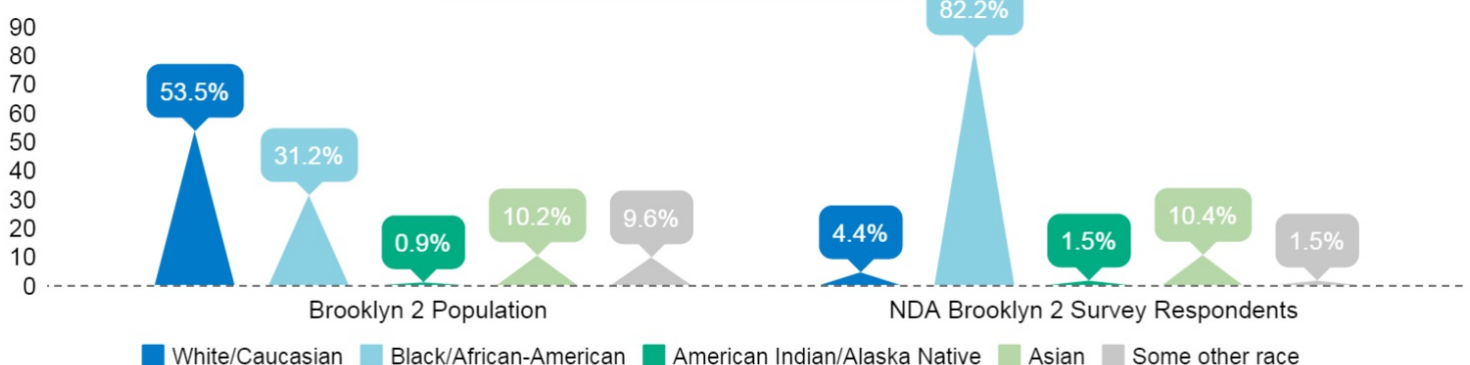
INTRODUCTION

Overall, 160 people in NDA Brooklyn 2 participated in the Community Needs Assessment Adult Survey. The average age of survey respondents was 41. In terms of gender, 66 percent of respondents selected Female, 33 percent selected Male, and 1 percent selected Other.

NDA Brooklyn 2 Population Snapshot

Total Population	129,778
Total Population, 18 Years Old +	107,527
Population below poverty level	19.3%

Race



Top Languages Spoken at Home**

Brooklyn 2 Population

- Spanish
- Yiddish
- Chinese

NDA Brooklyn 2 Survey Respondents

- Spanish
- Bengali
- Chinese

Ethnicity

Hispanic/Latino Origin

Brooklyn 2 Population 17.0%

NDA Brooklyn 2 Survey Respondents 19.5%

Population

19.7%

Foreign Born

NDA Brooklyn 2

Program, Service & Activity Needs



UNMET NEED

Adults in NDA Brooklyn 2

SUMMARY OF NEEDS

With respect to programs, services, and/or activities under the CNA categories:

Respondents indicated that those categorized as Basic Needs and Education were identified as most "utilized," "needed, but not received," and most "needed" in their community.

Although respondents indicated that those categorized as Employment & Career Advancement were the most "needed, but not received" and the most "needed" in their community, they were not among the most "utilized."

STAKEHOLDER INPUT

Key Informants (Elected Officials & Community Board Leadership):

The most needed programs or services identified by key informants in NDA Brooklyn 2 were housing assistance, eviction prevention, domestic violence assistance, and job/career assistance.

Public Hearings:

The most referenced issues that emerged from a public hearing conducted by DYCD in NDA Brooklyn 2 on November 10, 2016 were out of school time programming, adult education, job/employment opportunities, and child care.

Utilization Trends

Programs, services, and/or activities that respondent and their household members received within the last 12 months

#1
Basic Needs

#3
Education

#2
Out of School Time

Service Gaps

Programs, services, and/or activities that respondent and their household needed, but did not receive within the last 12 months



#1
Education



#2
Basic Needs



#3
Employment & Career
Advancement

Community Needs

Programs, services, and/or activities that respondents believe is most needed in NDA Brooklyn 2



#1
Education



#2
Basic Needs



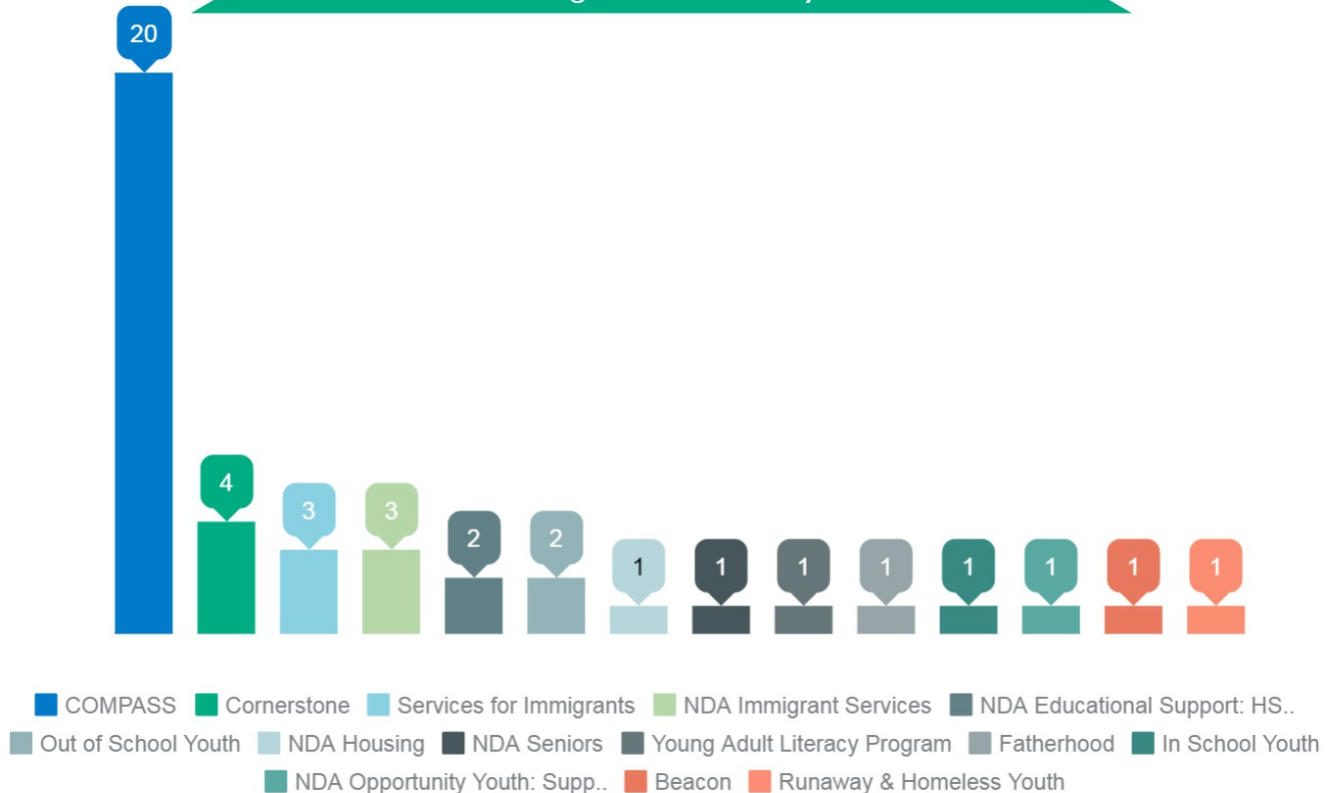
#3
Employment &
Career Advancement

NDA Brooklyn 2

Resources Available in Your NDA



DYCD Programs in Brooklyn 2***



***This chart represents number of programs as of 4/5/17. Numbers are not exhaustive and are subject to change

Other City Agencies****



Basic Needs



Mayor's Office of Immigrant Affairs
Administration of Children's Services:
- Juvenile Justice Program

Department for the Aging:
- Home Delivered Meals & In-Home Services

Department of Health & Mental Hygiene:
- NYC Teens Connection
- Family Resource Centers

Human Resources Administration:
- Cash Assistance

- Supplemental Nutrition Assistance (SNAP)
- Office of Child Support Enforcement
Office of Citywide Health Insurance Access



Education



Department of Consumer Affairs:
- Office of Financial Empowerment

Department of Education
- Living for the young family through Education Program
- Division of English Language Learners



Employment & Career Advancement



Department for the Aging:
- Job Training & Advocacy

Department of Small Business Services:
- Workforce 1 Career Center
Community Partners Program

Human Resources Administration
- Employment Services



Family Supports



Human Resources Administration
- Domestic Violence Support
- Office of Child Support Enforcement

Department for the Aging:
- Elder Abuse & Crime Victim Services

Department of Health & Mental Hygiene:
- District Public Health Offices
- Newborn Home Visiting Program
- Nurse Family Partnership

Administration for Children's Services
- Adult Protective Services
- Preventive Services
- Keeping Children Safe

Mayor's Office to Combat Domestic Violence
- Healthy Relationship Training Academy



Supports for Special Populations



Department for the Aging
- General Office
- Senior Centers

Social Security Administration

Department of Finance
- Senior Citizen Rent Increase Exemption
- Disability Rent Increase Exemption

SUPPLEMENTARY DATA BROOKLYN NDA 2

What are the programs or services that you and your household received within the last 12 months?

Brooklyn NDA 2: Activity, Program, or Service: Needed and Received	
Afterschool Programs	19%
Food and Nutrition Assistance	18%
Health Care (Dental, Medical, Mental Health Services)	12%
Summer Recreation	11%
Adult Education/Literacy	11%
Housing Assistance	8%
Child Care/Head Start	7%
College Preparation	7%
Heating/Utility Assistance	6%
Income Tax Assistance	6%
Legal Services	5%
Financial Assistance	5%
Assistance Starting a Business	4%
Education/Career Counseling	4%
English Classes	4%
Parenting Support	4%
Domestic Violence Prevention	3%
Emergency Shelter	3%
Financial Education/Literacy	3%
Job Skills/Employment Training	3%
Safety/Crime Prevention	3%
Eviction Prevention	2%
Family Counseling	2%
Veteran's Services	2%
Interpersonal Conflict Resolution/Mediation	1%
Transportation	1%
Senior Citizen Services	0%
Substance Abuse Assistance	0%

SUPPLEMENTARY DATA BROOKLYN NDA 2

What are the programs or services that you and your household were unable to access for any reason within the last 12 months?

Brooklyn NDA 1: Activity, Program, or Service: Needed, But Did Not Receive	
College Preparation	12%
Income Tax Assistance	9%
Assistance Starting a Business	9%
Summer Recreation	8%
English Classes	8%
Food and Nutrition Assistance	7%
Senior Citizen Services	7%
Education/Career Counseling	6%
Job Skills/Employment Training	6%
Child Care/Head Start	5%
Legal Services	5%
Housing Assistance	4%
Domestic Violence Prevention	4%
Afterschool Programs	4%
Financial Education/Literacy	4%
Parenting Support	3%
Emergency Shelter	3%
Financial Assistance	3%
Substance Abuse Assistance	2%
Adult Education/Literacy	1%
Heating/Utility Assistance	1%
Family Counseling	1%
Transportation	1%
Safety/Crime Prevention	1%
Eviction Prevention	1%
Health Care (Dental, Medical, Mental Health Services)	0%
Veteran's Services	0%
Interpersonal Conflict Resolution/Mediation	0%

SUPPLEMENTARY DATA BROOKLYN NDA 2

What are the programs or services that you believe are most needed in your community?

Brooklyn NDA 2: Activity, Program, or Service: Most Needed in the Community	
Job skills/Employment training	42%
College preparation	31%
Safety/Crime prevention	27%
Adult Education/Literacy	27%
Housing Assistance	26%
Afterschool Programs	24%
Education/Career Counseling	24%
Child care/Head Start	23%
Food and nutrition assistance	22%
Assistance Starting a Business	20%
Summer recreation services	19%
Family counseling	17%
Financial assistance	15%
Legal Services	14%
Senior citizen services	13%
Transportation	12%
English Classes (ESL)	11%
Health Care	11%
Emergency Shelter	10%
Income Tax Assistance	10%
Domestic violence assistance	9%
Eviction Prevention	9%
Financial education/literacy	9%
Parenting support	9%
Heating/Utility assistance	7%
Veterans services	7%
Substance abuse assistance	5%
Interpersonal Conflict Resolution/Mediation	5%
Other	3%