

Neighborhood Development Area Profiles

Instructions & Guidance

OBJECTIVE

The goal of your Neighborhood Development Area profile is to help develop funding priorities in your NDA; inform DYCD policies and practices; and identify and connect with additional resources to strengthen your community.



1 PROCESS

Your profile is part of DYCD's Citywide Community Needs Assessment, which is one of the most important planning tools utilized by the agency for informing program development. To create your profile, we engaged key stakeholders and members in your community to yield invaluable data regarding needs, access to, and availability of resources.

To conduct this assessment, DYCD used a variety of methods for data collection, with the main device being a series of surveys and public hearings.

2

FORMULATION OF NEEDS

To determine needs in your community, we asked community members the following questions:



What programs and services did you and your household receive within the last 12 months?



What are the programs or services that you and your household were unable to access for any reason within the last 12 months?



What are the programs or services you believe are most needed in your community?

3

PROGRAM & SERVICE RESPONSE OPTIONS



To answer these questions, respondents were provided with 29 program, service, and activity topics as response options:

Adult Education/Literacy
Afterschool Programs
Assistance Starting a Business
Child care/Head Start
College preparation
Domestic violence assistance
Education/Career Counseling
Emergency Counseling
English Classes (ESL)
Eviction Prevention
Family counseling
Financial assistance
Financial education/literacy
Food and nutrition assistance

Health Care
Heating/Utility assistance
Housing Assistance
Income Tax Assistance
Interpersonal Conflict Resolution/Mediation
Job skills/Employment training
Legal Services
Other
Parenting support
Safety/Crime prevention
Senior citizen services
Substance abuse assistance
Summer recreation services
Transportation
Veteran's Services

4

Categorize Data

To make this data actionable, we the grouped these topics into categories as follows:



Food & Nutrition Assistance
Health Care
Financial Assistance
Legal Services
Transportation
Heating/Utility Assistance
Income Tax Assistance
Housing Assistance
Safety & Crime Prevention
Emergency Shelter
Eviction Prevention
Substance Abuse Assistance



Basic Needs

English Classes
Adult Education/Literacy
College Preparation
Financial Education/Literacy



Education

Education/Career Counseling
Job Skills/Employment Training
Assistance Starting a Business



Employment & Career Advancement

Afterschool Programs
Summer Recreation



Out of School Time

Child Care/Head Start
Domestic Violence Assistance
Family Counseling
Parenting Support
Interpersonal Conflict Resolution/Mediation



Family Supports

Senior Citizen Services
Veteran's Services



Support for Special Populations

5

Assign Points

1 _____
2 _____

Upon completion of these categorizations, DYCD analyzed the frequency with which each stakeholder selected each program, service, and activity topic. Based on this analysis, we identified the top 10 topics selected by respondents. From there, points were attributed to each category based on the associated topic's ranking. The higher the topic was ranked, the more points were given.

6

Calculate Needs

Once the points were distributed, a sum was calculated to determine the needs you see in your profile!

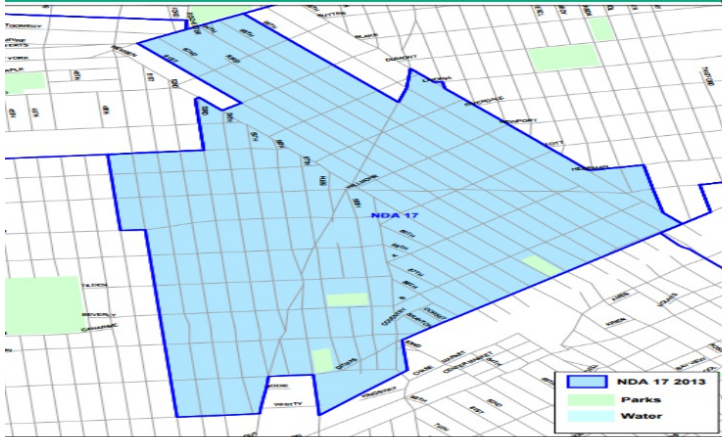


Community Needs Assessment

Neighborhood Development Area Brooklyn 17:
East Flatbush

NDA Brooklyn 17

Demographic Profile



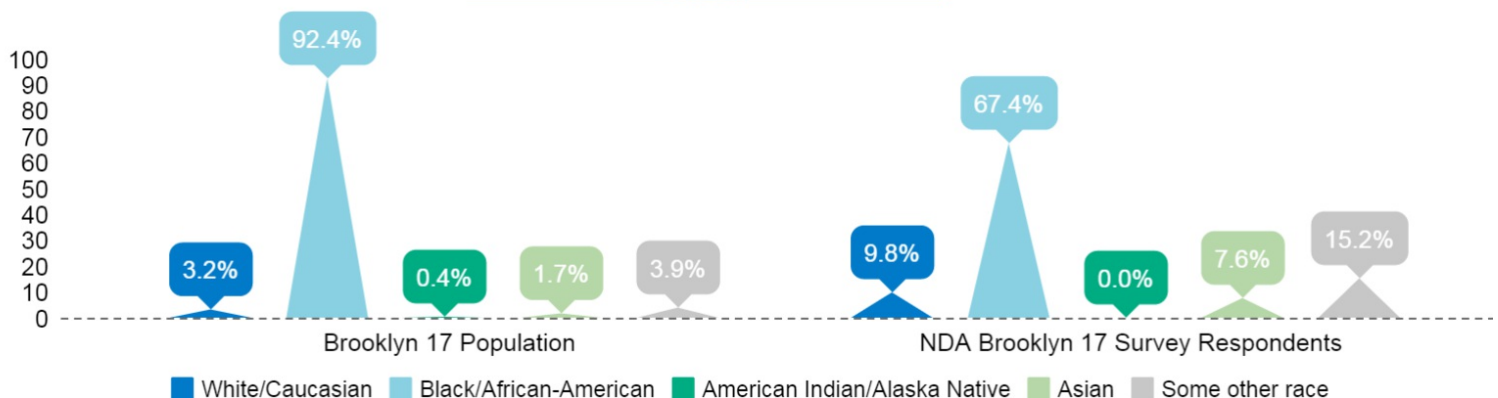
INTRODUCTION

Overall, 145 people in NDA Brooklyn 17 participated in the Community Needs Assessment Adult Survey. The average age of survey respondents was 37. In terms of gender, 59 percent of respondents selected Female, 39 percent selected Male, and 1 percent selected Other.

NDA Brooklyn 17 Population Snapshot

Total Population	135,757
Total Population, 18 Years Old +	105,613
Population below poverty level	17.1%

Race



Top Languages Spoken at Home*

Brooklyn 17 Population

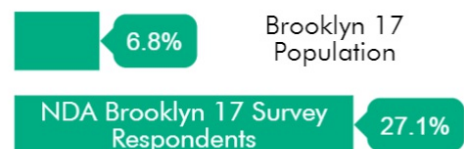
1. Creole
2. Spanish
3. French

NDA Brooklyn 16 Survey Respondents

1. Spanish
2. Creole
3. Chinese

Ethnicity

Hispanic/Latino Origin



Population

52.6%

Foreign Born

**Other than English

NDA Brooklyn 17

Program, Service & Activity Needs



UNMET NEED

Adults in NDA Brooklyn 17

SUMMARY OF NEEDS

With respect to programs, services, and/or activities under the CNA categories:

Respondents indicated that those categorized as Basic Needs and Out of School Time were identified as most "utilized," "needed," but not received," and most "needed" in their community.

Although respondents indicated that those categorized as Education were most "needed, but not received," they were not among the most "utilized" or the "most needed" in their community.

In contrast, respondents indicated that those categorized as Employment and Career Advancement were among the "most needed" in their community, but they were not among the most "utilized" or "needed" by respondents.

STAKEHOLDER INPUT

Public Hearings:

The most referenced issues that emerged from a public hearing conducted by DYCD in NDA Brooklyn 17 on January 25, 2017 were crime/safety, followed by out of school time programming and job/employment opportunities.

Utilization Trends

Programs, services, and/or activities that respondent and their household members received within the last 12 months

#1
Basic Needs

#3
Out of School Time

#2
Family Supports

Service Gaps

Programs, services, and/or activities that respondent and their household needed, but did not receive within the last 12 months



#1
Basic Needs



#2
Out of School Time



#3
Education

Community Needs

Programs, services, and/or activities that respondents believe is most needed in NDA Brooklyn 17



#1
Basic Needs



#2
Employment &
Career Advancement



#3
Out of School
Time

NDA Brooklyn 17

**Resources Available
in Your NDA**



DYCD Programs in Brooklyn 17**

6



COMPASS

**This chart represents number of programs as of 4/5/17. Numbers are not exhaustive and are subject to change

Other City Agencies****



Basic Needs

- Mayor's Office of Immigrant Affairs
- Administration of Children's Services:
 - Juvenile Justice Program
- Department for the Aging:
 - Home Delivered Meals & In-Home Services
- Department of Health & Mental Hygiene:
 - NYC Teens Connection
 - Family Resource Centers
- Human Resources Administration:
 - Cash Assistance
- Supplemental Nutrition Assistance (SNAP)
- Office of Child Support Enforcement
- Office of Citywide Health Insurance Access



Education

- Department of Consumer Affairs:
 - Office of Financial Empowerment
- Department of Education
 - Living for the young family through Education Program
 - Division of English Language Learners



Employment & Career Advancement

- Department for the Aging:
 - Job Training & Advocacy
- Department of Small Business Services:
 - Workforce 1 Career Center
 - Community Partners Program
- Human Resources Administration
 - Employment Services



Family Supports

- Human Resources Administration
 - Domestic Violence Support
- Office of Child Support Enforcement
- Department for the Aging:
 - Elder Abuse & Crime Victim Services
- Department of Health & Mental Hygiene:
 - District Public Health Offices
 - Newborn Home Visiting Program
 - Nurse Family Partnership
- Administration for Children's Services
 - Adult Protective Services
 - Preventive Services
 - Keeping Children Safe
- Mayor's Office to Combat Domestic Violence
 - Healthy Relationship Training Academy



Supports for Special Populations

- Department for the Aging
 - General Office
 - Senior Centers
- Social Security Administration
- Department of Finance
 - Senior Citizen Rent Increase Exemption
 - Disability Rent Increase Exemption

SUPPLEMENTARY DATA BROOKLYN NDA 17

What are the programs or services that you and your household received within the last 12 months?

Brooklyn NDA 17: Activity, Program, or Service: Needed and Received	
Afterschool Programs	5%
Health Care (Dental, Medical, Mental Health Services)	5%
Child Care/Head Start	4%
Food and Nutrition Assistance	4%
Job Skills/Employment Training	3%
Parenting Support	3%
Assistance Starting a Business	2%
Education/Career Counseling	2%
Financial Assistance	2%
Transportation	2%
Summer Recreation	2%
Adult Education/Literacy	1%
Legal Services	1%
College Preparation	1%
Family Counseling	1%
Income Tax Assistance	1%
English Classes	1%
Emergency Shelter	1%
Financial Education/Literacy	1%
Heating/Utility Assistance	1%
Housing Assistance	1%
Domestic Violence Prevention	0%
Eviction Prevention	0%
Interpersonal Conflict Resolution/Mediation	0%
Safety/Crime Prevention	0%
Senior Citizen Services	0%
Veteran's Services	0%
Substance Abuse Assistance	0%

SUPPLEMENTARY DATA BROOKLYN NDA 17

What are the programs or services that you and your household were unable to access for any reason within the last 12 months?

Brooklyn NDA 17: Activity, Program, or Service: Needed, But Did Not Receive	
Heating/Utility Assistance	6%
Housing Assistance	6%
Food and Nutrition Assistance	5%
Summer Recreation	5%
Income Tax Assistance	5%
Legal Services	3%
College Preparation	3%
Afterschool Programs	2%
Child Care/Head Start	2%
Assistance Starting a Business	2%
Education/Career Counseling	1%
Financial Assistance	1%
English Classes	1%
Financial Education/Literacy	1%
Safety/Crime Prevention	1%
Job Skills/Employment Training	1%
Parenting Support	1%
Transportation	1%
Adult Education/Literacy	1%
Emergency Shelter	1%
Domestic Violence Prevention	1%
Senior Citizen Services	1%
Health Care (Dental, Medical, Mental Health Services)	0%
Family Counseling	0%
Eviction Prevention	0%
Interpersonal Conflict Resolution/Mediation	0%
Veteran's Services	0%
Substance Abuse Assistance	0%

SUPPLEMENTARY DATA BROOKLYN NDA 17

What are the programs or services that you believe are most needed in your community?

Brooklyn NDA 17: Activity, Program, or Service: Most Needed in the Community	
Housing Assistance	30%
Job skills/Employment training	28%
Legal Services	15%
Afterschool Programs	14%
Financial assistance	14%
Food and nutrition assistance	14%
Eviction Prevention	13%
College preparation	12%
Financial education/literacy	12%
Child care/Head Start	11%
Parenting support	11%
Adult Education/Literacy	10%
Education/Career Counseling	10%
Safety/Crime prevention	10%
Summer recreation services	10%
Senior citizen services	7%
Domestic violence assistance	6%
Family counseling	6%
Health Care	6%
Assistance Starting a Business	5%
Income Tax Assistance	5%
Other	5%
English Classes (ESL)	4%
Heating/Utility assistance	4%
Substance abuse assistance	4%
Transportation	4%
Interpersonal Conflict Resolution/Mediation	3%
Emergency Shelter	2%
Veterans services	2%