

# Neighborhood Development Area Profiles

## Instructions & Guidance

### OBJECTIVE

The goal of your Neighborhood Development Area profile is to help develop funding priorities in your NDA; inform DYCD policies and practices; and identify and connect with additional resources to strengthen your community.



### 1 PROCESS

Your profile is part of DYCD's Citywide Community Needs Assessment, which is one of the most important planning tools utilized by the agency for informing program development. To create your profile, we engaged key stakeholders and members in your community to yield invaluable data regarding needs, access to, and availability of resources.

To conduct this assessment, DYCD used a variety of methods for data collection, with the main device being a series of surveys and public hearings.

## 2

## FORMULATION OF NEEDS

To determine needs in your community, we asked community members the following questions:



What programs and services did you and your household receive within the last 12 months?



What are the programs or services that you and your household were unable to access for any reason within the last 12 months?



What are the programs or services you believe are most needed in your community?

## 3

## PROGRAM & SERVICE RESPONSE OPTIONS



To answer these questions, respondents were provided with 29 program, service, and activity topics as response options:

Adult Education/Literacy  
Afterschool Programs  
Assistance Starting a Business  
Child care/Head Start  
College preparation  
Domestic violence assistance  
Education/Career Counseling  
Emergency Counseling  
English Classes (ESL)  
Eviction Prevention  
Family counseling  
Financial assistance  
Financial education/literacy  
Food and nutrition assistance

Health Care  
Heating/Utility assistance  
Housing Assistance  
Income Tax Assistance  
Interpersonal Conflict Resolution/Mediation  
Job skills/Employment training  
Legal Services  
Other  
Parenting support  
Safety/Crime prevention  
Senior citizen services  
Substance abuse assistance  
Summer recreation services  
Transportation  
Veteran's Services

# 4

## Categorize Data

To make this data actionable, we the grouped these topics into categories as follows:



Food & Nutrition Assistance  
Health Care  
Financial Assistance  
Legal Services  
Transportation  
Heating/Utility Assistance  
Income Tax Assistance  
Housing Assistance  
Safety & Crime Prevention  
Emergency Shelter  
Eviction Prevention  
Substance Abuse Assistance



### Basic Needs

English Classes  
Adult Education/Literacy  
College Preparation  
Financial Education/Literacy



### Education

Education/Career Counseling  
Job Skills/Employment Training  
Assistance Starting a Business



### Employment & Career Advancement

Afterschool Programs  
Summer Recreation



### Out of School Time

Child Care/Head Start  
Domestic Violence Assistance  
Family Counseling  
Parenting Support  
Interpersonal Conflict Resolution/Mediation



### Family Supports

Senior Citizen Services  
Veteran's Services



### Support for Special Populations

5

## Assign Points

1 \_\_\_\_\_  
2 \_\_\_\_\_  
\_\_\_\_\_  
\_\_\_\_\_

Upon completion of these categorizations, DYCD analyzed the frequency with which each stakeholder selected each program, service, and activity topic. Based on this analysis, we identified the top 10 topics selected by respondents. From there, points were attributed to each category based on the associated topic's ranking. The higher the topic was ranked, the more points were given.

6

## Calculate Needs

Once the points were distributed, a sum was calculated to determine the needs you see in your profile!



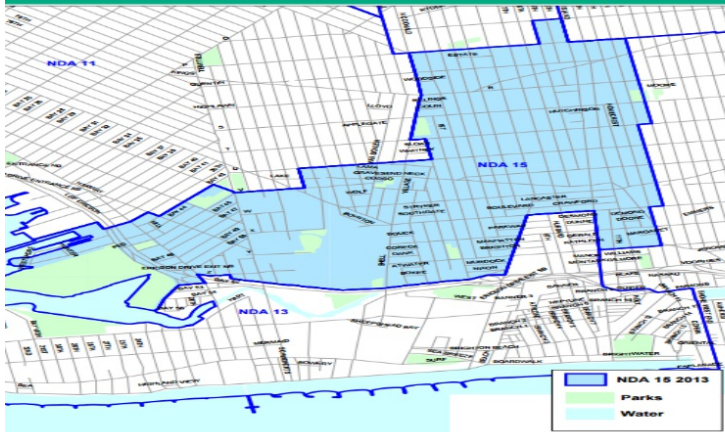


# Community Needs Assessment

Neighborhood Development Area Brooklyn 15:  
Gravesend/Homcrest

## NDA Brooklyn 15

## Demographic Profile



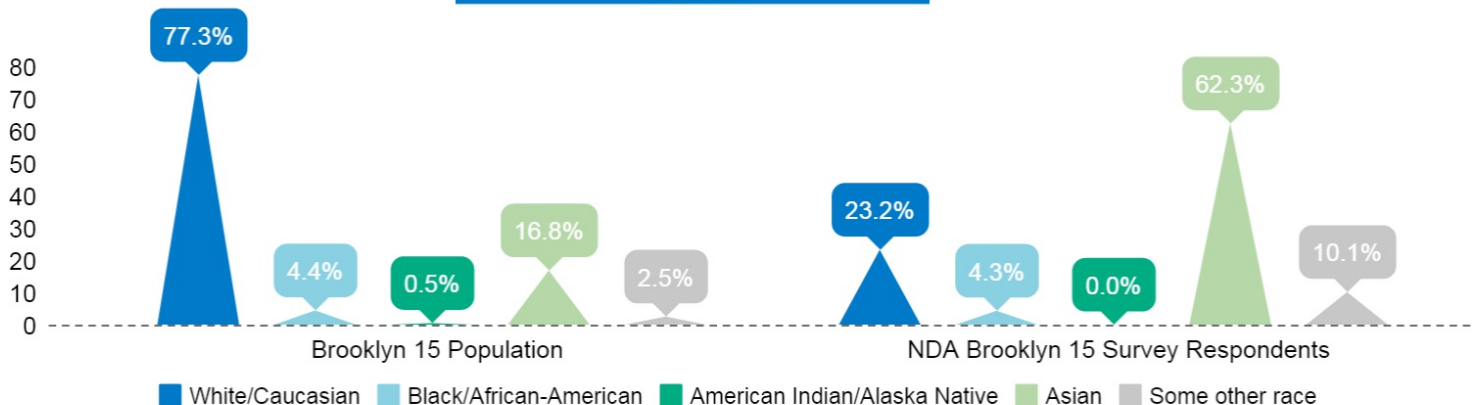
## INTRODUCTION

Overall, 76 people in NDA Brooklyn 15 participated in the Community Needs Assessment Adult Survey. The average age of survey respondents was 54. In terms of gender, 56 percent of respondents selected Female and 44 percent Male.

## NDA Brooklyn 15 Population Snapshot

Total Population	147,633
Total Population, 18 Years Old +	115,976
Population below poverty level	16.3%

## Race



## Top Languages Spoken at Home\*

### Brooklyn 15 Population

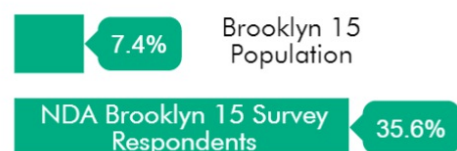
1. Russian
2. Chinese
3. Spanish

### NDA Brooklyn 15 Survey Respondents

1. Chinese
2. Russian
3. Korean

## Ethnicity

### Hispanic/Latino Origin



## Population

46.3%

Foreign Born

\*\*Other than English

## NDA Brooklyn 15

# Program, Service & Activity Needs



# UNMET NEED

## Adults in NDA Brooklyn 15

### SUMMARY OF NEEDS

With respect to programs, services, and/or activities under the CNA categories:

Respondents indicated that those categorized as Basic Needs and Education were identified as most "utilized," "needed, but not received," and most "needed" in their community.

Although respondents indicated that those categorized as Supports for Special Populations were most "utilized" and "most needed in their community," they were not among the most "needed" by respondents.

### STAKEHOLDER INPUT

#### Key Informants (Elected Officials & Community Board Leadership):

The most needed program or service categories identified by key informants in NDA Brooklyn 15 were senior citizen service and academic supports.

#### Public Hearings:

The most referenced issues that emerged from a public hearing conducted by DYCD in NDA Brooklyn 15 on March 23, 2017 were senior citizen services, followed by immigrant supports and access to health insurance/services.

### Utilization Trends

Programs, services, and/or activities that respondent and their household members received within the last 12 months

#1  
Basic Needs

#3  
Supports for Special Populations

#2  
Education

### Service Gaps

Programs, services, and/or activities that respondent and their household needed, but did not receive within the last 12 months



#1  
Basic Needs



#2  
Education



#3  
Out of School Time

## Community Needs

Programs, services, and/or activities that respondents believe is most needed in NDA Brooklyn 15



**#1**  
Basic Needs



**#2**  
Education



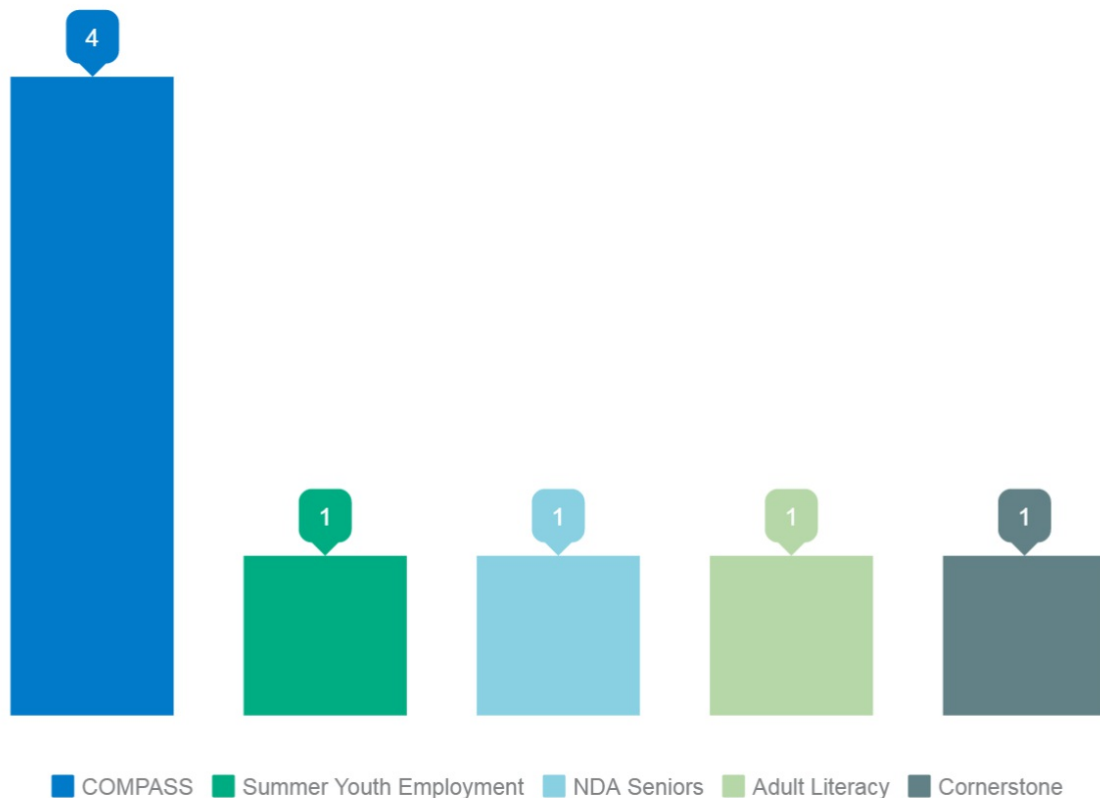
**#3**  
Supports for Special Populations

### NDA Brooklyn 15

## Resources Available in Your NDA



### DYCD Programs in Brooklyn 15\*\*



\*\*\*This chart represents number of programs as of 4/5/17. Numbers are not exhaustive and are subject to change



## Other City Agencies\*\*\*\*



### Basic Needs



Mayor's Office of Immigrant Affairs  
Administration of Children's Services:  
- Juvenile Justice Program

Department for the Aging:  
- Home Delivered Meals & In-Home Services

Department of Health & Mental Hygiene:  
- NYC Teens Connection  
- Family Resource Centers

Human Resources Administration:  
- Cash Assistance  
- Supplemental Nutrition Assistance (SNAP)  
- Office of Child Support Enforcement  
- Office of Citywide Health Insurance Access



### Education



Department of Consumer Affairs:  
- Office of Financial Empowerment

Department of Education  
- Living for the young family through Education Program  
- Division of English Language Learners



### Employment & Career Advancement



Department for the Aging:  
- Job Training & Advocacy

Department of Small Business Services:  
- Workforce 1 Career Center  
Community Partners Program

Human Resources Administration  
- Employment Services



### Family Supports



Human Resources Administration  
- Domestic Violence Support  
- Office of Child Support Enforcement

Department for the Aging:  
- Elder Abuse & Crime Victim Services

Department of Health & Mental Hygiene:  
- District Public Health Offices  
- Newborn Home Visiting Program  
- Nurse Family Partnership

Administration for Children's Services  
- Adult Protective Services  
- Preventive Services  
- Keeping Children Safe

Mayor's Office to Combat Domestic Violence  
- Healthy Relationship Training Academy



### Supports for Special Populations



Department for the Aging  
- General Office  
- Senior Centers

Social Security Administration

Department of Finance  
- Senior Citizen Rent Increase Exemption  
- Disability Rent Increase Exemption



## SUPPLEMENTARY DATA BROOKLYN NDA 15

**What are the programs or services that you and your household received within the last 12 months?**

Brooklyn NDA 15: Activity, Program, or Service: Needed and Received	
<b>Health Care (Dental, Medical, Mental Health Services)</b>	<b>17%</b>
<b>Senior Citizen Services</b>	<b>11%</b>
<b>English Classes</b>	<b>8%</b>
<b>Financial Assistance</b>	<b>7%</b>
<b>Food and Nutrition Assistance</b>	<b>7%</b>
<b>Transportation</b>	<b>7%</b>
Adult Education/Literacy	5%
Afterschool Programs	5%
Domestic Violence Prevention	4%
Heating/Utility Assistance	4%
Income Tax Assistance	4%
Housing Assistance	4%
Legal Services	3%
College Preparation	3%
Job Skills/Employment Training	3%
Parenting Support	3%
Safety/Crime Prevention	3%
Assistance Starting a Business	1%
Child Care/Head Start	1%
Education/Career Counseling	1%
Emergency Shelter	1%
Eviction Prevention	0%
Family Counseling	0%
Financial Education/Literacy	0%
Interpersonal Conflict Resolution/Mediation	0%
Summer Recreation	0%
Veteran's Services	0%
Substance Abuse Assistance	0%

## SUPPLEMENTARY DATA BROOKLYN NDA 15

**What are the programs or services that you and your household were unable to access for any reason within the last 12 months?**

Brooklyn NDA 15: Activity, Program, or Service: Needed, But Did Not Receive	
Transportation	9%
Food and Nutrition Assistance	8%
English Classes	5%
Financial Assistance	4%
Heating/Utility Assistance	4%
Afterschool Programs	3%
Income Tax Assistance	3%
Legal Services	3%
Housing Assistance	1%
Parenting Support	1%
Safety/Crime Prevention	1%
Child Care/Head Start	1%
Emergency Shelter	1%
Eviction Prevention	1%
Financial Education/Literacy	1%
Summer Recreation	1%
Health Care (Dental, Medical, Mental Health Services)	0%
Senior Citizen Services	0%
Adult Education/Literacy	0%
Domestic Violence Prevention	0%
College Preparation	0%
Job Skills/Employment Training	0%
Assistance Starting a Business	0%
Education/Career Counseling	0%
Family Counseling	0%
Interpersonal Conflict Resolution/Mediation	0%
Veteran's Services	0%
Substance Abuse Assistance	0%

## SUPPLEMENTARY DATA BROOKLYN NDA 15

**What are the programs or services that you believe are most needed in your community?**

<b>Brooklyn NDA 15: Activity, Program, or Service: Most Needed in the Community</b>	
<b>Senior citizen services</b>	<b>40%</b>
<b>Housing Assistance</b>	<b>17%</b>
<b>Financial assistance</b>	<b>13%</b>
<b>Food and nutrition assistance</b>	<b>13%</b>
<b>Adult Education/Literacy</b>	<b>11%</b>
<b>English Classes (ESL)</b>	<b>11%</b>
Job skills/Employment training	11%
Safety/Crime prevention	11%
Transportation	11%
Summer recreation services	9%
Education/Career Counseling	6%
Family counseling	6%
Health Care	6%
Heating/Utility assistance	6%
Legal Services	6%
Afterschool Programs	4%
College preparation	4%
Eviction Prevention	4%
Assistance Starting a Business	2%
Child care/Head Start	2%
Financial education/literacy	2%
Income Tax Assistance	2%
Interpersonal Conflict Resolution/Mediation	2%
Substance abuse assistance	2%