

Neighborhood Development Area Profiles

Instructions & Guidance

OBJECTIVE

The goal of your Neighborhood Development Area profile is to help develop funding priorities in your NDA; inform DYCD policies and practices; and identify and connect with additional resources to strengthen your community.



1 PROCESS

Your profile is part of DYCD's Citywide Community Needs Assessment, which is one of the most important planning tools utilized by the agency for informing program development. To create your profile, we engaged key stakeholders and members in your community to yield invaluable data regarding needs, access to, and availability of resources.

To conduct this assessment, DYCD used a variety of methods for data collection, with the main device being a series of surveys and public hearings.

2 FORMULATION OF NEEDS

To determine needs in your community, we asked community members the following questions:



What programs and services did you and your household receive within the last 12 months?



What are the programs or services that you and your household were unable to access for any reason within the last 12 months?



What are the programs or services you believe are most needed in your community?

3 PROGRAM & SERVICE RESPONSE OPTIONS



To answer these questions, respondents were provided with 29 program, service, and activity topics as response options:

- Adult Education/Literacy
- Afterschool Programs
- Assistance Starting a Business
- Child care/Head Start
- College preparation
- Domestic violence assistance
- Education/Career Counseling
- Emergency Counseling
- English Classes (ESL)
- Eviction Prevention
- Family counseling
- Financial assistance
- Financial education/literacy
- Food and nutrition assistance

- Health Care
- Heating/Utility assistance
- Housing Assistance
- Income Tax Assistance
- Interpersonal Conflict Resolution/Mediation
- Job skills/Employment training
- Legal Services
- Other
- Parenting support
- Safety/Crime prevention
- Senior citizen services
- Substance abuse assistance
- Summer recreation services
- Transportation
- Veteran's Services

4

Categorize Data

To make this data actionable, we the grouped these topics into categories as follows:



- Food & Nutrition Assistance
- Health Care
- Financial Assistance
- Legal Services
- Transportation
- Heating/Utility Assistance
- Income Tax Assistance
- Housing Assistance
- Safety & Crime Prevention
- Emergency Shelter
- Eviction Prevention
- Substance Abuse Assistance



Basic Needs

- English Classes
- Adult Education/Literacy
- College Preparation
- Financial Education/Literacy



Education

- Education/Career Counseling
- Job Skills/Employment Training
- Assistance Starting a Business



Employment & Career Advancement

- Afterschool Programs
- Summer Recreation



Out of School Time

- Child Care/Head Start
- Domestic Violence Assistance
- Family Counseling
- Parenting Support
- Interpersonal Conflict Resolution/Mediation



Family Supports

- Senior Citizen Services
- Veteran's Services



Support for Special Populations


5 Assign Points

1 _____
2 _____

Upon completion of these categorizations, DYCD analyzed the frequency with which each stakeholder selected each program, service, and activity topic. Based on this analysis, we identified the top 10 topics selected by respondents. From there, points were attributed to each category based on the associated topic's ranking. The higher the topic was ranked, the more points were given.

6 Calculate Needs

Once the points were distributed, a sum was calculated to determine the needs you see in your profile!

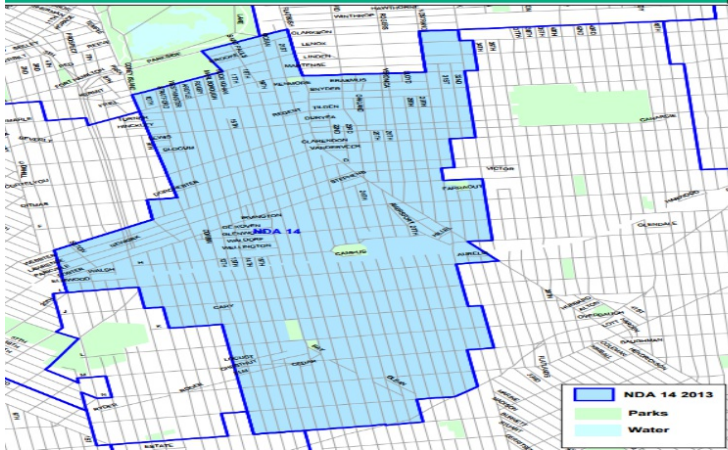


Community Needs Assessment

Neighborhood Development Area Brooklyn 14:
 Flatbush/Midwood

NDA Brooklyn 14

Demographic Profile



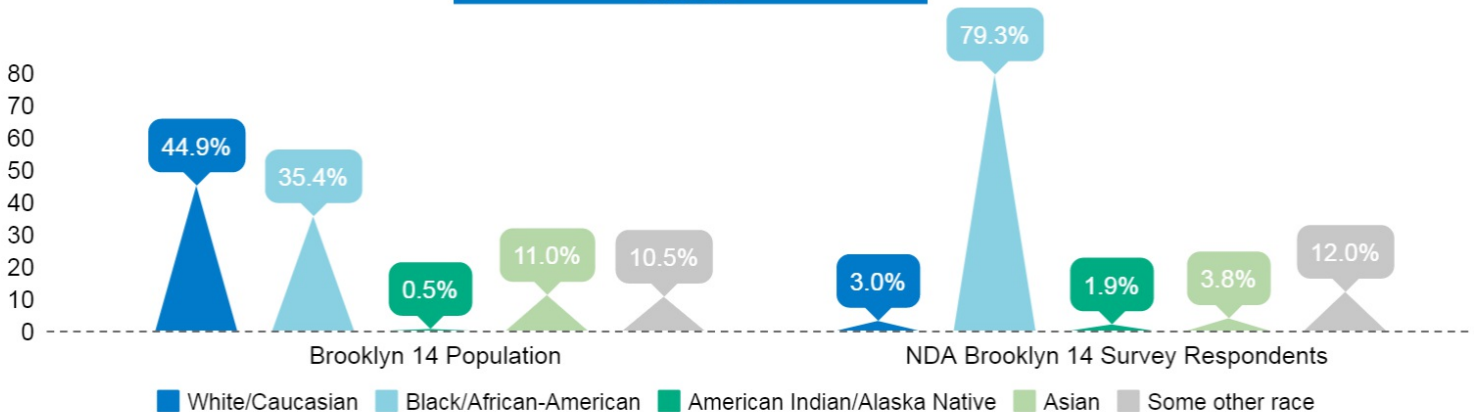
INTRODUCTION

Overall, 330 people in NDA Brooklyn 14 participated in the Community Needs Assessment Adult Survey. The average age of survey respondents was 47. In terms of gender, 72 percent of respondents selected Female, 27 percent selected Male, and 1 percent selected Other.

NDA Brooklyn 14 Population Snapshot

Total Population	158,531
Total Population, 18 Years Old +	119,822
Population below poverty level	21.5%

Race



Top Languages Spoken at Home*

Brooklyn 14 Population

- Spanish
- Creole
- Russian

NDA Brooklyn 14 Survey Respondents

- Creole
- Spanish
- Bengali

Ethnicity

Hispanic/Latino Origin

Brooklyn 14 Population: 14.3%

NDA Brooklyn 14 Survey Respondents: 25.4%

Population

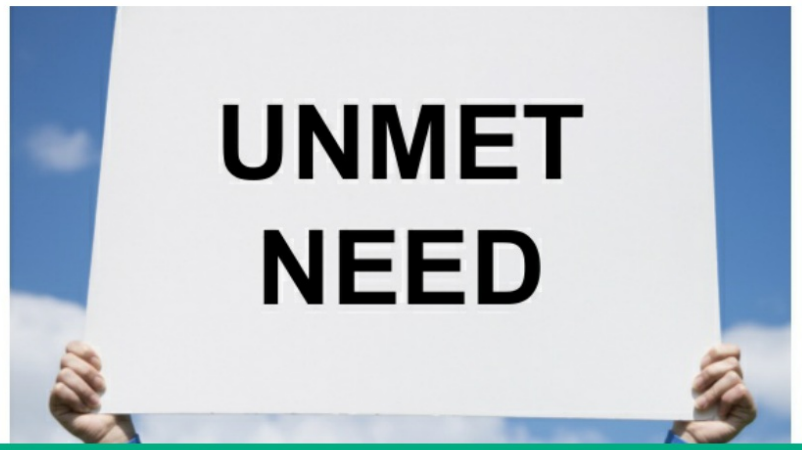
44.8%

Foreign Born

**Other than English

NDA Brooklyn 14

Program, Service & Activity Needs



Adults in NDA Brooklyn 14

SUMMARY OF NEEDS

With respect to programs, services, and/or activities under the CNA categories:

Respondents indicated that those categorized as Basic Needs and Education were identified as most "utilized," "needed, but not received," and most "needed" in their community.

Although respondents indicated that those categorized as Employment and Career Services were most "needed, but not received" and "most needed" in their community, they were not among the most "utilized."

STAKEHOLDER INPUT

Public Hearings:

The most referenced issues that emerged from a public hearing conducted by DYCD in NDA Brooklyn 14 on November 10, 2016 was housing/homelessness, followed by out of school time programming, job/employment opportunities, mental health services, and family supports.

Utilization Trends

Programs, services, and/or activities that respondent and their household members received within the last 12 months

#1
Basic Needs

#3
Out of School Time

#2
Education

Service Gaps

Programs, services, and/or activities that respondent and their household needed, but did not receive within the last 12 months



#1
Basic Needs



#2
Education



#3
Employment & Career
Advancement

Community Needs

Programs, services, and/or activities that respondents believe is most needed in NDA Brooklyn 14



#1
Basic Needs



#2
Education



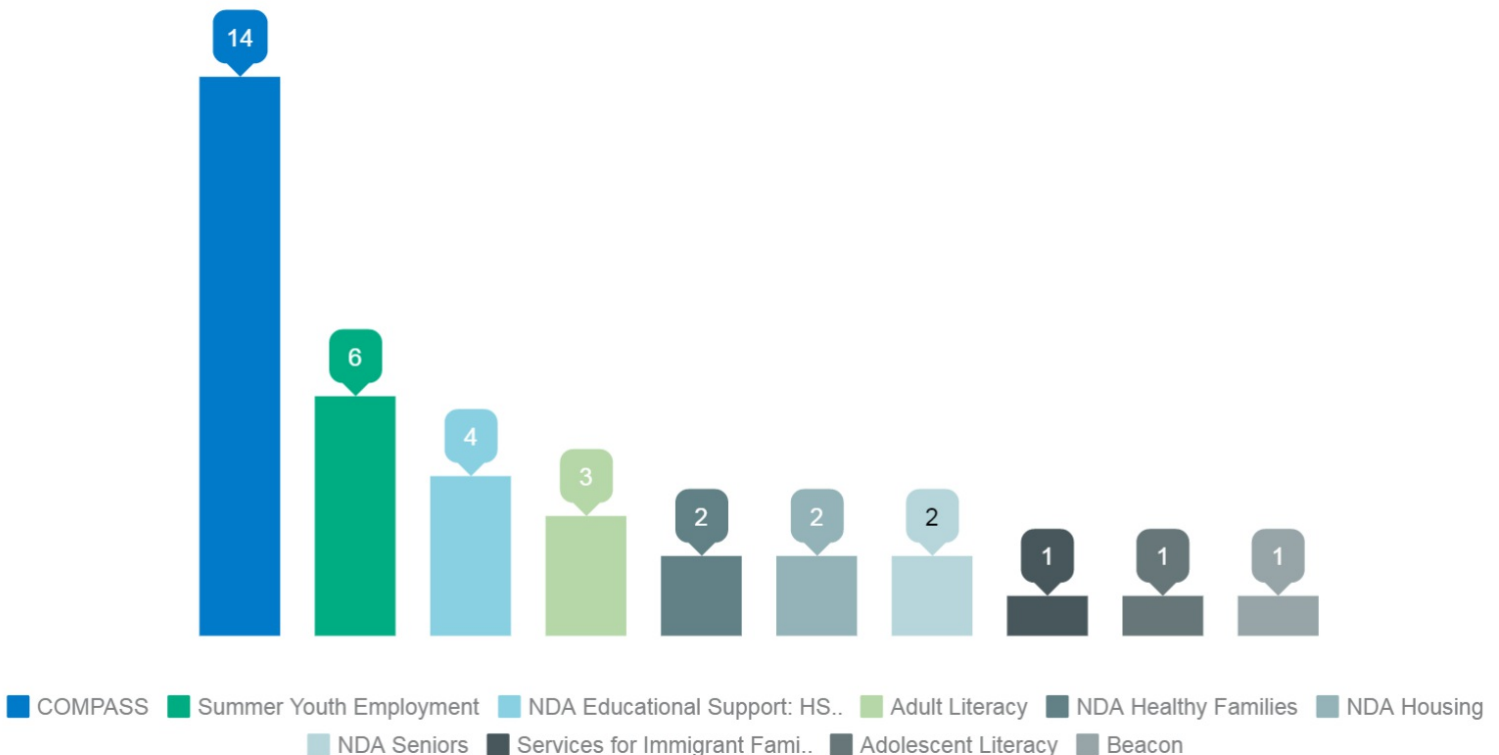
#3
Employment & Career Advancement

NDA Brooklyn 14

Resources Available in Your NDA



DYCD Programs in Brooklyn 14**



***This chart represents number of programs as of 4/5/17. Numbers are not exhaustive and are subject to change

Other City Agencies****



Basic Needs



- Mayor's Office of Immigrant Affairs
- Administration of Children's Services:
 - Juvenile Justice Program
- Department for the Aging:
 - Home Delivered Meals & In-Home Services
- Department of Health & Mental Hygiene:
 - NYC Teens Connection
 - Family Resource Centers
- Human Resources Administration:
 - Cash Assistance
 - Supplemental Nutrition Assistance (SNAP)
 - Office of Child Support Enforcement
 - Office of Citywide Health Insurance Access



Education



- Department of Consumer Affairs:
 - Office of Financial Empowerment
- Department of Education
 - Living for the young family through Education Program
 - Division of English Language Learners



Employment & Career Advancement



- Department for the Aging:
 - Job Training & Advocacy
- Department of Small Business Services:
 - Workforce 1 Career Center
 - Community Partners Program
- Human Resources Administration
 - Employment Services



Family Supports



- Human Resources Administration
 - Domestic Violence Support
 - Office of Child Support Enforcement
- Department for the Aging:
 - Elder Abuse & Crime Victim Services
- Department of Health & Mental Hygiene:
 - District Public Health Offices
 - Newborn Home Visiting Program
 - Nurse Family Partnership
- Administration for Children's Services
 - Adult Protective Services
 - Preventive Services
 - Keeping Children Safe
- Mayor's Office to Combat Domestic Violence
 - Healthy Relationship Training Academy



Supports for Special Populations



- Department for the Aging
 - General Office
 - Senior Centers
- Social Security Administration
- Department of Finance
 - Senior Citizen Rent Increase Exemption
 - Disability Rent Increase Exemption

**** Citywide agencies listed here are not exhaustive and are subject to change

SUPPLEMENTARY DATA BROOKLYN NDA 14

What are the programs or services that you and your household received within the last 12 months?

Brooklyn NDA 14: Activity, Program, or Service: Needed and Received	
Adult Education/Literacy	22%
English Classes	19%
Health Care (Dental, Medical, Mental Health Services)	12%
Afterschool Programs	7%
Food and Nutrition Assistance	7%
Legal Services	6%
Housing Assistance	6%
Safety/Crime Prevention	6%
Transportation	5%
Financial Assistance	4%
Job Skills/Employment Training	4%
Child Care/Head Start	4%
Summer Recreation	3%
Financial Education/Literacy	2%
Parenting Support	2%
Education/Career Counseling	2%
Emergency Shelter	2%
Income Tax Assistance	2%
College Preparation	2%
Heating/Utility Assistance	1%
Veteran's Services	1%
Assistance Starting a Business	1%
Family Counseling	1%
Interpersonal Conflict Resolution/Mediation	1%
Domestic Violence Prevention	0%
Eviction Prevention	0%
Senior Citizen Services	0%
Substance Abuse Assistance	0%

SUPPLEMENTARY DATA BROOKLYN NDA 14

What are the programs or services that you and your household were unable to access for any reason within the last 12 months?

Brooklyn NDA 14: Activity, Program, or Service: Needed, But Did Not Receive	
English Classes	17%
Housing Assistance	17%
Food and Nutrition Assistance	16%
Legal Services	15%
Job Skills/Employment Training	9%
Afterschool Programs	9%
Senior Citizen Services	9%
Financial Education/Literacy	8%
Education/Career Counseling	8%
College Preparation	8%
Safety/Crime Prevention	8%
Financial Assistance	8%
Assistance Starting a Business	7%
Child Care/Head Start	7%
Income Tax Assistance	7%
Summer Recreation	7%
Emergency Shelter	7%
Heating/Utility Assistance	7%
Health Care (Dental, Medical, Mental Health Services)	6%
Parenting Support	6%
Adult Education/Literacy	6%
Family Counseling	6%
Transportation	6%
Interpersonal Conflict Resolution/Mediation	6%
Domestic Violence Prevention	6%
Eviction Prevention	6%
Substance Abuse Assistance	6%
Veteran's Services	5%

SUPPLEMENTARY DATA BROOKLYN NDA 14

What are the programs or services that you believe are most needed in your community?

Brooklyn NDA 14: Activity, Program, or Service: Most Needed in the Community	
Adult Education/Literacy	35%
English Classes (ESL)	30%
Job skills/Employment training	27%
Legal Services	24%
Afterschool Programs	23%
Food and nutrition assistance	23%
Housing Assistance	22%
Health Care	20%
Eviction Prevention	18%
Financial assistance	17%
Summer recreation services	17%
Child care/Head Start	17%
College preparation	17%
Senior citizen services	17%
Emergency Shelter	16%
Safety/Crime prevention	15%
Financial education/literacy	14%
Parenting support	13%
Income Tax Assistance	12%
Assistance Starting a Business	12%
Family counseling	12%
Transportation	11%
Heating/Utility assistance	11%
Education/Career Counseling	11%
Substance abuse assistance	10%
Domestic violence assistance	9%
Interpersonal Conflict Resolution/Mediation	8%
Veterans services	8%
Other	3%