

Neighborhood Development Area Profiles

Instructions & Guidance

OBJECTIVE

The goal of your Neighborhood Development Area profile is to help develop funding priorities in your NDA; inform DYCD policies and practices; and identify and connect with additional resources to strengthen your community.



1 PROCESS

Your profile is part of DYCD's Citywide Community Needs Assessment, which is one of the most important planning tools utilized by the agency for informing program development. To create your profile, we engaged key stakeholders and members in your community to yield invaluable data regarding needs, access to, and availability of resources.

To conduct this assessment, DYCD used a variety of methods for data collection, with the main device being a series of surveys and public hearings.

2

FORMULATION OF NEEDS

To determine needs in your community, we asked community members the following questions:



What programs and services did you and your household receive within the last 12 months?



What are the programs or services that you and your household were unable to access for any reason within the last 12 months?



What are the programs or services you believe are most needed in your community?

3

PROGRAM & SERVICE RESPONSE OPTIONS



To answer these questions, respondents were provided with 29 program, service, and activity topics as response options:

Adult Education/Literacy
Afterschool Programs
Assistance Starting a Business
Child care/Head Start
College preparation
Domestic violence assistance
Education/Career Counseling
Emergency Counseling
English Classes (ESL)
Eviction Prevention
Family counseling
Financial assistance
Financial education/literacy
Food and nutrition assistance

Health Care
Heating/Utility assistance
Housing Assistance
Income Tax Assistance
Interpersonal Conflict Resolution/Mediation
Job skills/Employment training
Legal Services
Other
Parenting support
Safety/Crime prevention
Senior citizen services
Substance abuse assistance
Summer recreation services
Transportation
Veteran's Services

4

Categorize Data

To make this data actionable, we the grouped these topics into categories as follows:



Food & Nutrition Assistance
Health Care
Financial Assistance
Legal Services
Transportation
Heating/Utility Assistance
Income Tax Assistance
Housing Assistance
Safety & Crime Prevention
Emergency Shelter
Eviction Prevention
Substance Abuse Assistance



Basic Needs

English Classes
Adult Education/Literacy
College Preparation
Financial Education/Literacy



Education

Education/Career Counseling
Job Skills/Employment Training
Assistance Starting a Business



Employment & Career Advancement

Afterschool Programs
Summer Recreation



Out of School Time

Child Care/Head Start
Domestic Violence Assistance
Family Counseling
Parenting Support
Interpersonal Conflict Resolution/Mediation



Family Supports

Senior Citizen Services
Veteran's Services



Support for Special Populations

5

Assign Points

1 _____
2 _____

Upon completion of these categorizations, DYCD analyzed the frequency with which each stakeholder selected each program, service, and activity topic. Based on this analysis, we identified the top 10 topics selected by respondents. From there, points were attributed to each category based on the associated topic's ranking. The higher the topic was ranked, the more points were given.

6

Calculate Needs

Once the points were distributed, a sum was calculated to determine the needs you see in your profile!

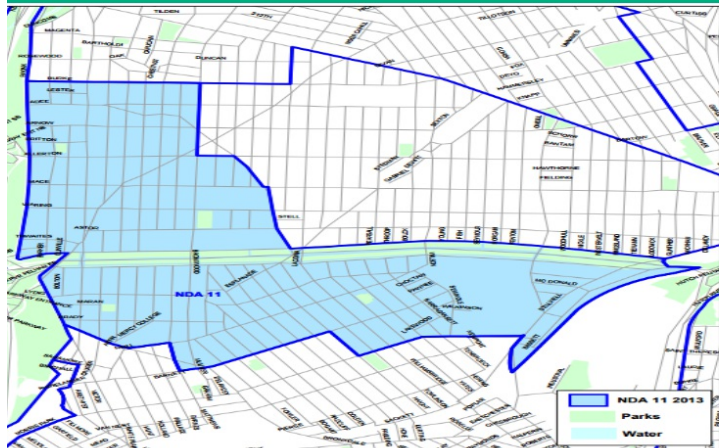


Community Needs Assessment

Neighborhood Development Area Brooklyn 11
Bensonhurst

NDA Brooklyn 11

Demographic Profile



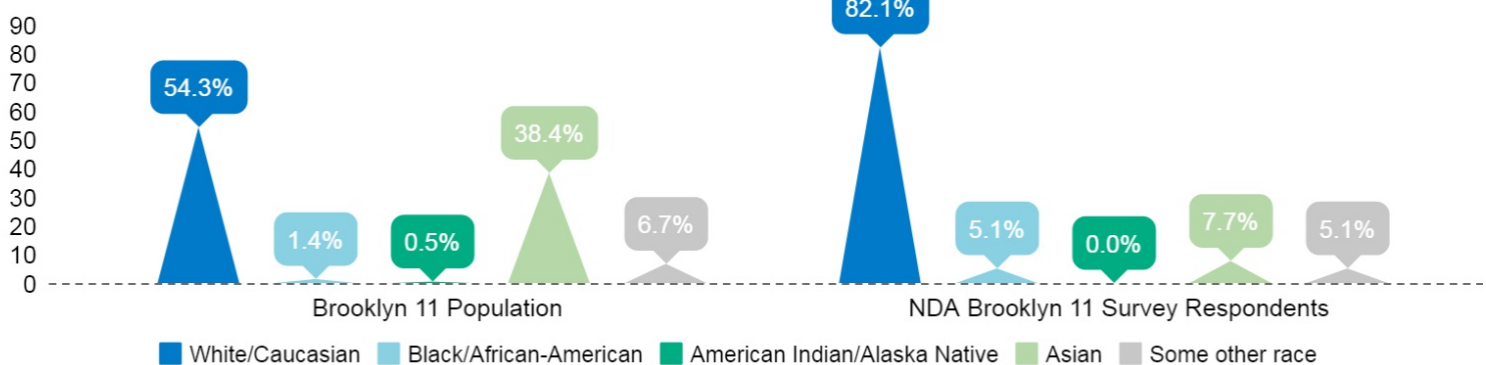
INTRODUCTION

Overall, 102 people in NDA Brooklyn 11 participated in the Community Needs Assessment Adult Survey. The average age of survey respondents was 41. In terms of gender, 61 percent of respondents selected Female and 39 percent selected Male.

NDA Brooklyn 11 Population Snapshot

Total Population	184,656
Total Population, 18 Years Old +	147,400
Population below poverty level	17.5%

Race



Top Languages Spoken at Home*

Brooklyn 11 Population

1. Spanish
2. Chinese
3. Russian

NDA Brooklyn 11 Survey Respondents

1. Chinese
2. Spanish
3. Italian

Ethnicity

Hispanic/Latino Origin

Brooklyn 11 Population

13.7%

NDA Brooklyn 11 Survey Respondents

22.6%

Population

54.7%

Foreign Born

**Other than English

NDA Brooklyn 11

Program, Service & Activity Needs



UNMET NEED

Adults in NDA Brooklyn 11

SUMMARY OF NEEDS

With respect to programs, services, and/or activities under the CNA categories:

Respondents indicated that those categorized as Out of School Time and Education were identified as most "utilized," "needed, but not received," and most "needed" in their community.

Although respondents indicated that those categorized as Basic Needs were most "utilized" and "needed, but not received," they were not among the most "needed" in their community.

In contrast, respondents indicated that those categorized as Supports for Special Populations were among the "most needed" in their community, but they were not among the most "utilized" or "needed" by respondents.


STAKEHOLDER INPUT

Public Hearings:

The most referenced issues that emerged from a public hearing conducted by DYCD in NDA Brooklyn 11 on January 12, 2017 were housing/homelessness, followed by senior citizen services, food insecurity, immigrant supports, and family supports.

Utilization Trends

Programs, services, and/or activities that respondent and their household members received within the last 12 months



Service Gaps

Programs, services, and/or activities that respondent and their household needed, but did not receive within the last 12 months



#1

Basic Needs



#2

Education



#3

Out of School Time

Community Needs

Programs, services, and/or activities that respondents believe is most needed in NDA Brooklyn 11



#1

Out of School Time



#2

Education



#3

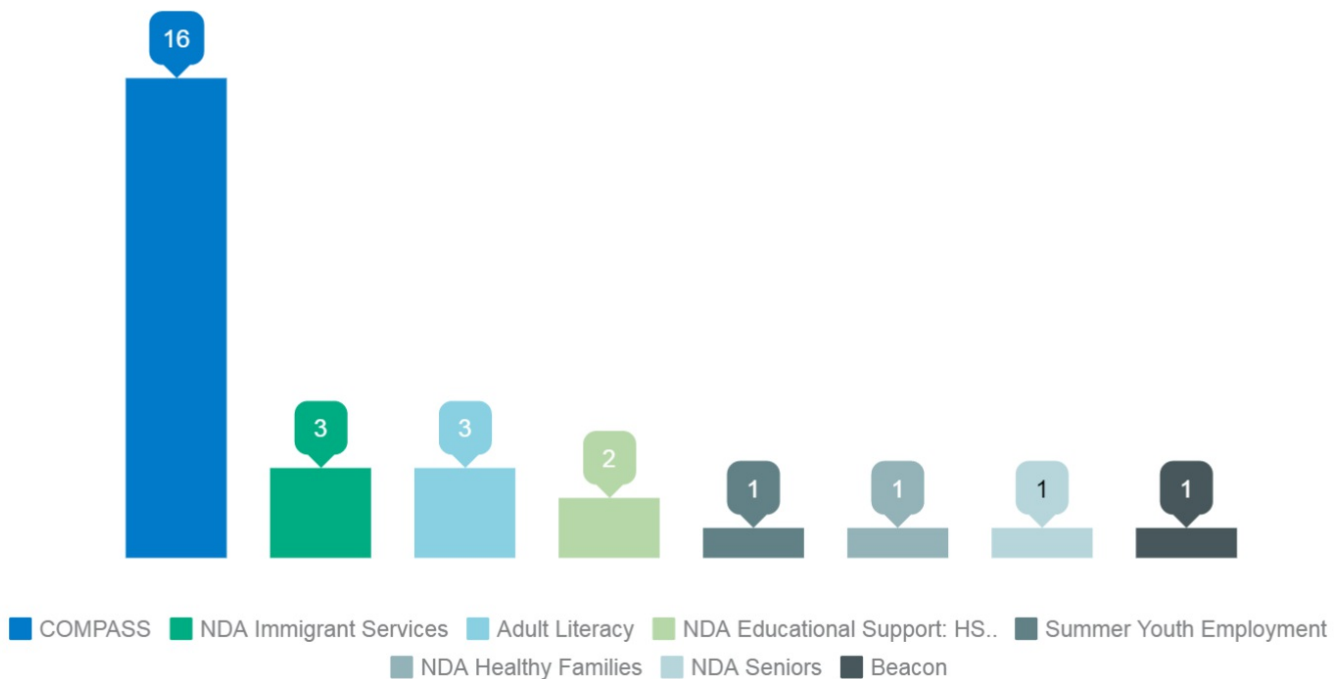
Supports for Special Populations

NDA Brooklyn 11

Resources Available in Your NDA



DYCD Programs in Brooklyn 11***



**This chart represents number of programs as of 4/5/17. Numbers are not exhaustive and are subject to change

Other City Agencies****



Basic Needs



Mayor's Office of Immigrant Affairs
Administration of Children's Services:
- Juvenile Justice Program

Department for the Aging:
- Home Delivered Meals & In-Home Services
Department of Health & Mental Hygiene:
- NYC Teens Connection
- Family Resource Centers

Human Resources Administration:
- Cash Assistance
- Supplemental Nutrition Assistance (SNAP)
- Office of Child Support Enforcement
- Office of Citywide Health Insurance Access



Education



Department of Consumer Affairs:
- Office of Financial Empowerment

Department of Education
- Living for the young family
through Education Program
- Division of English Language
Learners



Employment & Career Advancement



Department for the Aging:
- Job Training & Advocacy

Department of Small
Business Services:
- Workforce 1 Career Center
Community Partners Program
Human Resources Administration
- Employment Services



Family Supports



Human Resources Administration
- Domestic Violence Support
- Office of Child Support Enforcement

Department for the Aging:
- Elder Abuse & Crime Victim Services

Department of Health & Mental Hygiene:
- District Public Health Offices
- Newborn Home Visiting Program
- Nurse Family Partnership

Administration for Children's Services
- Adult Protective Services
- Preventive Services
- Keeping Children Safe

Mayor's Office to Combat Domestic Violence
- Healthy Relationship Training Academy



Supports for Special Populations



Department for the Aging
- General Office
- Senior Centers

Social Security Administration

Department of Finance
- Senior Citizen Rent Increase Exemption
- Disability Rent Increase Exemption

SUPPLEMENTARY DATA BROOKLYN NDA 11

What are the programs or services that you and your household received within the last 12 months?

Brooklyn NDA 11: Activity, Program, or Service: Needed and Received	
English Classes	8%
College Preparation	6%
Food and Nutrition Assistance	6%
Health Care (Dental, Medical, Mental Health Services)	6%
Afterschool Programs	5%
Legal Services	5%
Housing Assistance	4%
Adult Education/Literacy	3%
Job Skills/Employment Training	3%
Child Care/Head Start	2%
Education/Career Counseling	2%
Heating/Utility Assistance	2%
Income Tax Assistance	2%
Assistance Starting a Business	1%
Domestic Violence Prevention	1%
Financial Assistance	1%
Parenting Support	1%
Transportation	1%
Veteran's Services	1%
Emergency Shelter	0%
Eviction Prevention	0%
Family Counseling	0%
Financial Education/Literacy	0%
Interpersonal Conflict Resolution/Mediation	0%
Safety/Crime Prevention	0%
Senior Citizen Services	0%
Summer Recreation	0%
Substance Abuse Assistance	0%

SUPPLEMENTARY DATA BROOKLYN NDA 11

What are the programs or services that you and your household were unable to access for any reason within the last 12 months?

Brooklyn NDA 11: Activity, Program, or Service: Needed, But Did Not Receive	
Food and Nutrition Assistance	3%
Afterschool Programs	3%
Legal Services	3%
Child Care/Head Start	3%
Education/Career Counseling	3%
Financial Education/Literacy	3%
English Classes	2%
Housing Assistance	2%
Heating/Utility Assistance	2%
Family Counseling	2%
College Preparation	1%
Income Tax Assistance	1%
Assistance Starting a Business	1%
Domestic Violence Prevention	1%
Parenting Support	1%
Transportation	1%
Safety/Crime Prevention	1%
Substance Abuse Assistance	1%
Health Care (Dental, Medical, Mental Health Services)	0%
Adult Education/Literacy	0%
Job Skills/Employment Training	0%
Financial Assistance	0%
Veteran's Services	0%
Emergency Shelter	0%
Eviction Prevention	0%
Interpersonal Conflict Resolution/Mediation	0%
Senior Citizen Services	0%
Summer Recreation	0%

SUPPLEMENTARY DATA BROOKLYN NDA 11

What are the programs or services that you believe are most needed in your community?

Brooklyn NDA 11: Activity, Program, or Service: Most Needed in the Community	
Afterschool Programs	34%
Senior citizen services	20%
Adult Education/Literacy	15%
Summer recreation services	15%
English Classes (ESL)	12%
Safety/Crime prevention	10%
College preparation	9%
Family counseling	9%
Veterans services	9%
Legal Services	8%
Food and nutrition assistance	7%
Housing Assistance	7%
Job skills/Employment training	7%
Transportation	7%
Child care/Head Start	6%
Health Care	6%
Substance abuse assistance	6%
Domestic violence assistance	3%
Financial assistance	3%
Financial education/literacy	3%
Income Tax Assistance	3%
Parenting support	3%
Assistance Starting a Business	2%
Education/Career Counseling	2%
Eviction Prevention	2%
Other	2%
Emergency Shelter	1%
Heating/Utility assistance	1%