

Neighborhood Development Area Profiles

Instructions & Guidance

OBJECTIVE

The goal of your Neighborhood Development Area profile is to help develop funding priorities in your NDA; inform DYCD policies and practices; and identify and connect with additional resources to strengthen your community.



1 PROCESS

Your profile is part of DYCD's Citywide Community Needs Assessment, which is one of the most important planning tools utilized by the agency for informing program development. To create your profile, we engaged key stakeholders and members in your community to yield invaluable data regarding needs, access to, and availability of resources.

To conduct this assessment, DYCD used a variety of methods for data collection, with the main device being a series of surveys and public hearings.

2 FORMULATION OF NEEDS

To determine needs in your community, we asked community members the following questions:



What programs and services did you and your household receive within the last 12 months?



What are the programs or services that you and your household were unable to access for any reason within the last 12 months?



What are the programs or services you believe are most needed in your community?

3 PROGRAM & SERVICE RESPONSE OPTIONS



To answer these questions, respondents were provided with 29 program, service, and activity topics as response options:

- Adult Education/Literacy
- Afterschool Programs
- Assistance Starting a Business
- Child care/Head Start
- College preparation
- Domestic violence assistance
- Education/Career Counseling
- Emergency Counseling
- English Classes (ESL)
- Eviction Prevention
- Family counseling
- Financial assistance
- Financial education/literacy
- Food and nutrition assistance

- Health Care
- Heating/Utility assistance
- Housing Assistance
- Income Tax Assistance
- Interpersonal Conflict Resolution/Mediation
- Job skills/Employment training
- Legal Services
- Other
- Parenting support
- Safety/Crime prevention
- Senior citizen services
- Substance abuse assistance
- Summer recreation services
- Transportation
- Veteran's Services

4

Categorize Data

To make this data actionable, we the grouped these topics into categories as follows:



- Food & Nutrition Assistance
- Health Care
- Financial Assistance
- Legal Services
- Transportation
- Heating/Utility Assistance
- Income Tax Assistance
- Housing Assistance
- Safety & Crime Prevention
- Emergency Shelter
- Eviction Prevention
- Substance Abuse Assistance



Basic Needs

- English Classes
- Adult Education/Literacy
- College Preparation
- Financial Education/Literacy



Education

- Education/Career Counseling
- Job Skills/Employment Training
- Assistance Starting a Business



Employment & Career Advancement

- Afterschool Programs
- Summer Recreation



Out of School Time

- Child Care/Head Start
- Domestic Violence Assistance
- Family Counseling
- Parenting Support
- Interpersonal Conflict Resolution/Mediation




Family Supports

- Senior Citizen Services
- Veteran's Services



Support for Special Populations


5 Assign Points



Upon completion of these categorizations, DYCD analyzed the frequency with which each stakeholder selected each program, service, and activity topic. Based on this analysis, we identified the top 10 topics selected by respondents. From there, points were attributed to each category based on the associated topic's ranking. The higher the topic was ranked, the more points were given.

6 Calculate Needs

Once the points were distributed, a sum was calculated to determine the needs you see in your profile!



Community Needs Assessment

Neighborhood Development Area Brooklyn 10 Bay Ridge/Dyker Hights

NDA Brooklyn 10

Demographic Profile



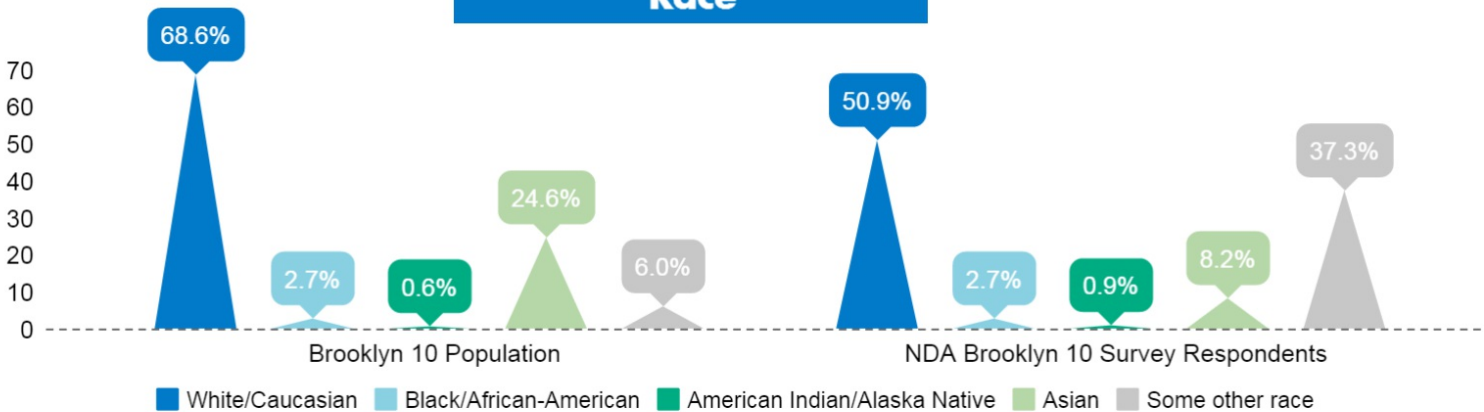
INTRODUCTION

Overall, 142 people in NDA Brooklyn 10 participated in the Community Needs Assessment Adult Survey. The average age of survey respondents was 42. In terms of gender, 59 percent of respondents selected Female and 41 percent selected Male.

NDA Brooklyn 10 Population Snapshot

Total Population	131,139
Total Population, 18 Years Old +	103,645
Population below poverty level	16.7%

Race



Top Languages Spoken at Home*

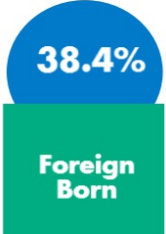
Brooklyn 10 Population	NDA Brooklyn 10 Survey Respondents
1. Chinese	1. Arabic
2. Spanish	2. Spanish
3. Arabic	3. Chinese

Ethnicity

Hispanic/Latino Origin

Brooklyn 10 Population	14.5%
NDA Brooklyn 10 Survey Respondents	20.6%

Population



**Other than English

NDA Brooklyn 10

Program, Service & Activity Needs



UNMET NEED

Adults in NDA Brooklyn 10

SUMMARY OF NEEDS

With respect to programs, services, and/or activities under the CNA categories:

Respondents indicated that those categorized as Education and Out of School Time were identified as most "utilized," "needed, but not received," and most "needed" in their community.

Although respondents indicated that those categorized as Family Supports were most "needed, but not received," they were not among the most "utilized" or "most needed" in their community.

In contrast, respondents indicated that those categorized as Employment and Career Advancement were among the "most needed" in their community, but they were not among the most "utilized" or "needed" by respondents.

STAKEHOLDER INPUT

Key Informants (Elected Officials & Community Board Leadership):

The most needed program or service categories identified by key informants in NDA Bronx 2 were Basic Needs.

Public Hearings:

The most referenced issues that emerged from a public hearing conducted by DYCD in NDA Brooklyn 10 on December 13, 2016 were out of school time programming, followed by senior citizen services, immigrant supports, and family supports.

Utilization Trends

Programs, services, and/or activities that respondent and their household members received within the last 12 months

#1
Basic Needs

#3
Education

#2
Out of School Time

Service Gaps

Programs, services, and/or activities that respondent and their household needed, but did not receive within the last 12 months



#1

Out of School Time



#2

Education



#3

Family Supports

Community Needs

Programs, services, and/or activities that respondents believe is most needed in NDA Brooklyn 10



#1
Education



#2
Out of School Time



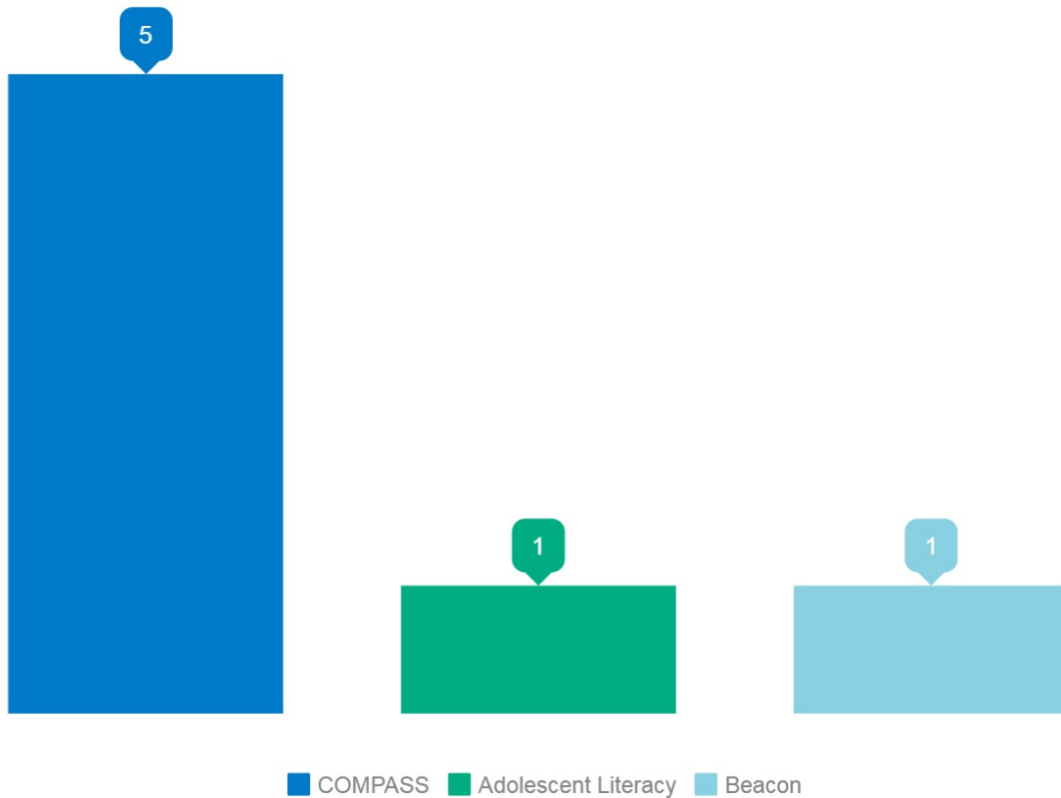
#3
Employment & Career Advancement

NDA Brooklyn 10

Resources Available in Your NDA



DYCD Programs in Brooklyn 10***



***This chart represents number of programs as of 4/5/17. Numbers are not exhaustive and are subject to change

Other City Agencies****



Basic Needs



Mayor's Office of Immigrant Affairs
Administration of Children's Services:
- Juvenile Justice Program

Department for the Aging:
-Home Delivered Meals & In-Home Services
Department of Health & Mental Hygiene:

-NYC Teens Connection
-Family Resource Centers

Human Resources Administration:
-Cash Assistance
-Supplemental Nutrition Assistance (SNAP)
-Office of Child Support Enforcement
Office of Citywide Health Insurance Access



Education



Department of Consumer Affairs:
- Office of Financial Empowerment

Department of Education
-Living for the young family through Education Program
-Division of English Language Learners



Employment & Career Advancement



Department for the Aging:
-Job Training & Advocacy

Department of Small Business Services:
-Workforce 1 Career Center
Community Partners Program
Human Resources Administration
-Employment Services



Family Supports



Human Resources Administration
- Domestic Violence Support
-Office of Child Support Enforcement

Department for the Aging:
-Elder Abuse & Crime Victim Services

Department of Health & Mental Hygiene:
-District Public Health Offices
-Newborn Home Visiting Program
-Nurse Family Partnership

Administration for Children's Services
-Adult Protective Services
-Preventive Services
-Keeping Children Safe

Mayor's Office to Combat Domestic Violence
-Healthy Relationship Training Academy



Supports for Special Populations



Department for the Aging
- General Office
-Senior Centers

Social Security Administration

Department of Finance
-Senior Citizen Rent Increase Exemption
-Disability Rent Increase Exemption

SUPPLEMENTARY DATA BROOKLYN NDA 10

What are the programs or services that you and your household received within the last 12 months?

Brooklyn NDA 10: Activity, Program, or Service: Needed and Received	
Afterschool Programs	18%
Health Care (Dental, Medical, Mental Health Services)	13%
English Classes	10%
Legal Services	8%
Food and Nutrition Assistance	6%
Summer Recreation	5%
Adult Education/Literacy	4%
Child Care/Head Start	3%
College Preparation	2%
Emergency Shelter	2%
Income Tax Assistance	2%
Transportation	2%
Financial Education/Literacy	1%
Assistance Starting a Business	1%
Education/Career Counseling	1%
Financial Assistance	1%
Heating/Utility Assistance	1%
Job Skills/Employment Training	1%
Housing Assistance	1%
Safety/Crime Prevention	1%
Veteran's Services	1%
Domestic Violence Prevention	0%
Eviction Prevention	0%
Family Counseling	0%
Interpersonal Conflict Resolution/Mediation	0%
Parenting Support	0%
Senior Citizen Services	0%
Substance Abuse Assistance	0%

SUPPLEMENTARY DATA BROOKLYN NDA 10

What are the programs or services that you and your household were unable to access for any reason within the last 12 months?

Brooklyn NDA 10: Activity, Program, or Service: Needed, But Did Not Receive	
English Classes	26%
Child Care/Head Start	13%
Afterschool Programs	11%
Senior Citizen Services	11%
Summer Recreation	10%
Income Tax Assistance	10%
Education/Career Counseling	9%
Food and Nutrition Assistance	8%
College Preparation	6%
Assistance Starting a Business	6%
Transportation	6%
Housing Assistance	6%
Legal Services	5%
Adult Education/Literacy	5%
Financial Education/Literacy	4%
Heating/Utility Assistance	4%
Job Skills/Employment Training	1%
Domestic Violence Prevention	1%
Safety/Crime Prevention	1%
Health Care (Dental, Medical, Mental Health Services)	0%
Emergency Shelter	0%
Financial Assistance	0%
Veteran's Services	0%
Eviction Prevention	0%
Family Counseling	0%
Interpersonal Conflict Resolution/Mediation	0%
Parenting Support	0%
Substance Abuse Assistance	0%

SUPPLEMENTARY DATA BROOKLYN NDA 10

What are the programs or services that you believe are most needed in your community?

Brooklyn NDA 10: Activity, Program, or Service: Most Needed in the Community	
English Classes (ESL)	21%
Afterschool Programs	17%
Job skills/Employment training	14%
Adult Education/Literacy	12%
Housing Assistance	11%
Senior citizen services	10%
Child care/Head Start	8%
Summer recreation services	8%
Education/Career Counseling	7%
Financial assistance	7%
Safety/Crime prevention	7%
Health Care	6%
Income Tax Assistance	6%
Legal Services	6%
Assistance Starting a Business	5%
Transportation	5%
College preparation	4%
Family counseling	4%
Emergency Shelter	3%
Food and nutrition assistance	3%
Eviction Prevention	2%
Veterans services	2%
Domestic violence assistance	1%
Financial education/literacy	1%
Other	1%
Parenting support	1%